

03

Railway transport

PART V

Freight carried by principal
commodity classes


1970


Transport ferroviaire

PARTIE V

Marchandises transportées, par
grands groupes de produits

1970





STATISTICS CANADA — STATISTIQUE CANADA

Transportation and Public Utilities Division — Division des transports et des services d'utilité publique

Transportation Section — Section des transports

RAILWAY TRANSPORT

PART V

(Freight Carried by Principal Commodity Classes)

TRANSPORT FERROVIAIRE

PARTIE V

(Marchandises Transportées, par grands groupes de produits)

1970

Published by Authority of
The Minister of Industry, Trade and Commerce


Publication autorisée par
le ministre de l'Industrie et du Commerce

November - 1972 - Novembre
8709-523

Price—Prix: \$1.50

Statistics Canada should be credited when republishing all or any part of this document
Reproduction autorisée sous réserve d'indication de la source: Statistique Canada

Information Canada
Ottawa



PREFACE

Annual railway transport statistics in Canada are published in a series of six reports each of which covers specific aspects of the industry; services and equipment available, traffic handled, the labour force involved and the financial aspects of railways operating in this country.

Statistics on railways have been collected and published in Canada since 1875, first by the Department of Railways and Canals until 1918, and Statistics Canada since its inception in 1918. During this time the data have been published in varying degrees of detail. Until 1950 one volume contained all railway statistical data. In 1951 there were three; 1952 - 1957 there were five, and since 1958 six separate parts have been required to reflect these annual operations. The present report encompasses the following six parts which are not necessarily released in the order they are numbered.

- Part I. Railway Transport – Summary Statistics (Five years)
- II. Railway Transport – Financial Statistics
- III. Railway Transport – Equipment, Track and Fuel Statistics
- IV. Railway Transport – Operating and Traffic Statistics
- V. Railway Transport – Commodity Statistics
- VI. Railway Transport – Employment Statistics.

Several other annual reports and three periodicals dealing with rail transportation are also available. A list of all titles published in this field is located on the outside back cover of each report.

Statistics Canada is indebted to the individual railway companies operating across the nation which have prepared and submitted their data for inclusion in this statistical series; to the Railway Association of Canada for its cooperation; and to the Railway Transport Committee of the Canadian Transport Commission, with which joint collection arrangements exist, for their promotion of the uniform accounting principles used for rail statistical purposes.

This report has been prepared by the Transportation Section of the Transportation and Public Utilities Division of Statistics Canada. Any inquiries or comments respecting data contained herein, or to unpublished detail, should be forwarded to this Section.

SYLVIA OSTRY,
Chief Statistician of Canada.

PRÉFACE

Les statistiques annuelles du transport ferroviaire au Canada sont publiées dans six bulletins dont chacun traite d'un secteur particulier de cette branche d'activité: les services et le matériel, le fret transporté, la main-d'oeuvre et les aspects financiers de l'exploitation ferroviaire.

Les statistiques sur les chemins de fer ont été recueillies et publiées au Canada depuis 1875, tout d'abord par le ministère des Chemins de fer et canaux jusqu'en 1918, puis par Statistique Canada depuis sa création en 1918. Pendant cette période, les données ont été publiées d'une manière plus ou moins détaillée. Jusqu'en 1950, il n'y avait qu'un volume pour toutes les données statistiques sur les chemins de fer. En 1951, il y en avait trois; de 1952 à 1957 il y en avait cinq; depuis 1958, le bulletin est divisé en six parties qui correspondent chacune à une des publications suivantes (il faut noter toutefois que ces publications ne paraissent pas nécessairement dans l'ordre).

- Partie I Transport ferroviaire – Résumé (cinq ans)
- II Transport ferroviaire – Statistiques financières
- III Transport ferroviaire – Statistiques du matériel, des voies et du carburant
- IV Transport ferroviaire – Statistiques de l'exploitation et du trafic
- V Transport ferroviaire – Statistiques des marchandises
- VI Transport ferroviaire – Statistiques de l'emploi.

On peut aussi obtenir plusieurs autres bulletins annuels et trois périodiques sur le transport ferroviaire. La liste de ces bulletins figure au dos de la couverture de chaque bulletin.

Statistique Canada remercie vivement les différentes sociétés ferroviaires du Canada qui ont établi des données et les lui ont remises pour qu'elles soient publiées dans les séries statistiques, l'Association des chemins de fer du Canada et le Comité des transports par chemin de fer de la Commission canadienne des Transports, qui, en vertu des accords existants, ont participé à la collecte des données et se sont employés à uniformiser les systèmes de comptabilité utilisés dans la statistique ferroviaire.

Ce bulletin a été préparé par la section des transports de la Division des transports et des services d'utilité publique de Statistique Canada. Les demandes de renseignements et les commentaires devront donc être adressés à cette dernière.

SYLVIA OSTRY,
Le statisticien en chef du Canada.

NOTE

The interpretation of abbreviations used throughout this report.

C.L.	— carload
N.E.S.	— not elsewhere specified
L.C.L.	— less than carload
T.O.F.C.	— trailer on flat car
C.O.F.C.	— container on flat car

NOTA

L'explication des abréviations employées dans le présent bulletin.

n.d.a.	— non dénommé ailleurs
--------	------------------------

SYMBOLS

The following standard symbols are used in Statistics Canada publications:

- . . figures not available.
- . . . figures not appropriate or not applicable.
 - nil or zero.
 - amount too small to be expressed.
- p preliminary figures.
- r revised figures.

SIGNES CONVENTIONNELS

Signification des signes utilisés dans les publications de Statistique Canada:

- . . nombres indisponibles.
- . . . n'ayant pas lieu de figurer.
 - néant ou zéro.
 - nombres infimes.
- p nombres provisoires.
- r nombres rectifiés.

TABLE OF CONTENTS

	Page
Introduction and Statistical Analysis	7
Table	
1. Revenue Freight Carried by Railways within Canada – Summary	12
2. Revenue Freight Carried by Railways within Canada	24

TABLE DES MATIÈRES

	Page
Introduction et analyse statistique	7
Tableau	
1. Marchandises payantes transportées par chemin de fer au Canada – Sommaire	12
2. Marchandises payantes transportées par chemin de fer au Canada	24

1

CONFIDENTIAL

CONFIDENTIAL

CONFIDENTIAL

CONFIDENTIAL

CONFIDENTIAL

CONFIDENTIAL

CONFIDENTIAL

CONFIDENTIAL

CONFIDENTIAL

CONFIDENTIAL

INTRODUCTION

Presented herein are revenue freight commodity statistics for the Year 1970 as reported by all common carrier railways operating in Canada.

Changes Effective with this Edition

This 1970 edition shows, for the first time, freight traffic detail on the basis of a new 320-commodity breakdown structured on Statistics Canada's Standard Commodity Classification. The use of this 320-code series will greatly facilitate comparisons with other commodity series published by Statistics Canada on imports, exports, water transport, etc., which are already based on the Standard Commodity Classification.

Separate commodity detail is shown for the first time in this edition for such items as potash, refined gases (LPG), nickel ore, and piggyback traffic. With respect to piggyback traffic, it should be noted that the figures thus reported include only that traffic wherein a shipper submitted a trailer or a container as such, for shipment by rail. Not included under piggyback traffic is freight which was submitted by the shipper as loose merchandise and which the railways chose to move in a railway-owned container or trailer on a flat car rather than in, say, a box car. This latter traffic is included under various other commodity groups according to the nature of the merchandise involved.

Statistical Analysis

The total volume of revenue freight carried by railways in Canada rose 11.6% to 233,898,271 tons in 1970 compared with 209,645,959 tons in 1969. Largest single factor behind this increase was the rise in iron ore shipments as that industry recovered from a major strike in 1969.

The following analysis shows the composition of the above total tonnage by type of traffic and by major commodity group:

Le présent bulletin contient des données statistiques sur le trafic marchandises commercial de l'ensemble des sociétés ferroviaires pour l'année 1970.

Modifications en vigueur avec cette édition

Cette édition de 1970 présente, pour la première fois, des détails sur le trafic marchandises selon une nouvelle ventilation de 320 marchandises classées d'après la Classification type des marchandises de Statistique Canada. L'utilisation de cette série de 320 codes facilitera grandement la comparaison avec les autres séries de données sur les marchandises publiées par Statistique Canada sur les importations, les exportations, le transport par eau, etc. et déjà basées sur la Classification type des marchandises.

C'est aussi la première fois que sont données des renseignements particuliers sur des marchandises comme le chlorure de potassium, les gaz raffinés (gaz de pétrole liquéfiés), le minerai de nickel et le trafic rail-route. En ce qui concerne ce dernier, il est à noter que les chiffres contenus dans cette publication ne portent que sur le trafic pour lequel un expéditeur fait demande de livraison par voie ferrée d'une remorque ou d'un conteneur comme tel. Non compris sous la rubrique "trafic rail-route" les marchandises qui sont envoyées en vrac par l'expéditeur et que la société ferroviaire choisit de transporter dans un conteneur ou une remorque (dont le propriétaire est une société ferroviaire) sur un wagon plat plutôt que dans un wagon couvert, par exemple. Ce genre de trafic est compris sous divers autres groupes de produits selon la nature de la marchandise transportée.

Analyse statistique

Le volume total du trafic marchandises des chemins de fer au Canada a augmenté de 11.6 % pour atteindre 233,898,271 tonnes en 1970, contre 209,645,959 tonnes en 1969. Cette hausse est en grande partie attribuable à l'augmentation des livraisons de minerai de fer, alors que cette industrie s'est remise de l'importante grève survenue en 1969.

Le tableau suivant fournit une ventilation du volume de marchandises transportées par genre de trafic et par groupe important de produit:

	Tons - Tonnes	Change - Variation
		%
Loadings in Canada - Chargements au Canada	207,911,389	+ 12.1
Receipts from U.S. Railways - Marchandises en provenance des États-Unis	25,986,882	+ 7.6
Carried - Total - Volume transporté	233,898,271	+ 11.6
Live animals - Animaux vivants	214,373	- 19.0
Food, feed, beverages, etc. - Aliments, provendes, boissons, etc.	35,116,834	+ 23.6
Crude materials, inedible - Matières brutes, non comestibles	119,271,386	+ 15.4
Fabricated materials, inedible - Demi-produits, non comestibles	65,150,135	+ 3.6
End products, inedible - Produits finis, non comestibles	7,658,073	- 9.4
Special types of traffic - Transports spéciaux	5,246,637	+ 8.9
Carload - Total - Trafic charge complète	232,657,438	+ 11.8
Non-carload freight - Chargements de détail	1,240,833	- 15.9
Grand - Total - Général	233,898,271	+ 11.6

The increase in receipts from U.S. railways was entirely attributable to traffic destined to Canadian points, as traffic moving overhead through Canada to U.S. points declined marginally.

Live animals recorded the largest percentage decline as this commodity continued the downward trend of recent years.

Food, feed, beverages and tobacco posted the largest percentage increase as wheat and barley tonnages rose sharply.

Crude materials, inedible also recorded a substantial increase as iron ore and copper-nickel ore recovered from the strike-depressed levels of 1969. Bituminous coal and rapeseed also moved in greater volume and more than offset declines in logs and pulpwood logs.

Fabricated materials, inedible rose moderately as lumber, groundwood papers, refined and manufactured gases (LPG) and potash registered significant gains, more than offsetting a dip in fertilizers, n.e.s.

End products, inedible declined as motor vehicles and parts recorded significant declines.

Special types of traffic (piggyback, freight forwarder, etc.) increased in volume as container piggyback (C.O.F.C.) and mixed freight rose substantially, more than offsetting a dip in trailer piggyback (T.O.F.C.) tonnage.

Non-carload freight continued the decline of recent years in movements of small package freight on Canadian railways.

It should be noted that in converting to this new commodity system, certain roads also switched from a 'received' to a 'forwarded' basis of reporting. Thus the 1969 carload tonnage as shown on this publication differs very slightly (0.4 of 1%) from that shown in the 1969 publication on the old basis. (208,170,854 tons vs 207,435,252 tons for carload traffic). However the new non-carload category includes small package freight moving at express rates which was excluded

L'augmentation du trafic marchandises en provenance des États-Unis est entièrement attribuable aux transports de marchandises vers des localités canadiennes, puisque le trafic de transit par le Canada vers les États-Unis, quant à lui, a diminué quelque peu.

Les animaux vivants ont enregistré la plus forte diminution en pourcentage, alors que cette marchandise a poursuivi la tendance à la baisse observée au cours des dernières années.

Les aliments, les provendes, les boissons et le tabac ont marqué la plus forte augmentation en pourcentage par suite de la forte hausse des chargements de blé et d'orge.

Les matières brutes, non comestibles, ont aussi connu une augmentation sensible en raison du redressement enregistré dans les chargements de minerai de fer et de minerai de cuivre-nickel par rapport aux faibles niveaux enregistrés pendant les grèves de 1969. Les chargements de charbon bitumineux et de graines de colza ont marqué une augmentation de volume qui a plus que compensé les diminutions enregistrées dans les chargements de billes de bois et de billes de bois à pâte.

Les chargements de demi-produits non comestibles ont augmenté de façon modérée alors que le bois de construction, les papiers mécaniques, les gaz raffinés (gaz de pétrole liquéfiés) et le chlorure de potassium ont enregistré des gains importants qui ont plus que compensé les baisses observées dans le domaine des engrais, n.d.a.

Les changements de produits finis non comestibles ont diminué par suite des baisses importantes enregistrées dans le transport des véhicules automobiles et pièces.

Les transports spéciaux (rail-route, trafic des maisons d'expédition, etc.) ont marqué une augmentation de volume, alors que les conteneurs (rail-route) et les chargements mixtes ont enregistré une forte hausse qui a plus que compensé la diminution du nombre de tonnes transportées par des remorques rail-route.

Le trafic des chargements de détail a continué la diminution amorcée ces dernières années en ce qui a trait au transport de petits chargements ferroviaires par les sociétés canadiennes.

Il convient de remarquer qu'avec la conversion à cette nouvelle classification des marchandises, certaines sociétés ferroviaires n'ont plus fait porter leurs déclarations sur les marchandises "reçues" mais sur les marchandises "expédiées". Il s'ensuit que les données sur le trafic charge complète de 1969 qui figurent ici diffèrent légèrement (0.4 de 1%) de celles rapportées suivant l'ancienne méthode de déclaration dans le bulletin de 1969 (208,170,854 tonnes, contre 207,435,252 tonnes).

entirely under the old basis. Thus the grand total for 1969 is over 1 million tons higher on the new basis because of the inclusion of this express-rated traffic.

Concepts and Methodology

A "common carrier" as referred to in this publication series refers to one which holds itself out to the general public to transport passengers and/or goods for compensation.

Railways serving both Canadian and United States points treat the American portion of their line as a U.S. rail connection for the purposes of these tabulations. Thus freight crossing the International Boundary, whether from or to a non-reporting U.S. railroad at that point, or carried by one of the respondents reporting in this series, appears as a receipt from or a delivery to a U.S. rail connection. Certain extensions of Canadian National and Canadian Pacific rail services in the United States (72 and 324 miles, respectively, in 1970) are, for statistical purposes, considered part of Canadian operations and included herein. These mileages include, for the most part, overhead movements (Canada to Canada through the United States) and short rail extensions across the border to connecting U.S. carriers.

Freight interchanged between railways in Canada is shown in this report. These movements are included in the totals for individual railways but not in the grand totals for all railways in order to avoid duplication. The tonnages shown for an individual railway therefore reflects the volume handled by that railway during the year and thus corresponds more closely to the financial data published in Parts I and II of this series. Table I gives a summary of freight traffic for the year and includes totals for the year under review and the previous year, excluding duplications. Total freight carried as shown herein does not take into account traffic handled in intermediate switching service, while total revenue tons carried appearing in Part IV of this annual series does include this type of movement. Consequently, these two figures differ to this extent.

The terms used in the columnar headings throughout this publication reflects the following instructions to the railways.

Toutefois, la nouvelle catégorie de transport de marchandises de détail comprend le transport aux taux du trafic-messageries de petits chargements ferroviaires qui n'étaient pas compris dans l'ancien système. Ainsi, le total général pour 1969 a augmenté de plus d'un million de tonnes selon la nouvelle catégorie à cause de la prise en considération de ce trafic marchandises aux taux des messageries.

Concepts et méthodologie

Dans le présent bulletin, un "transporteur public" est une société ferroviaire qui offre ses services au grand public pour le transport de personnes ou de marchandises moyennant rétribution.

Dans les tableaux ci-dessous, les sociétés ferroviaires qui desservent des localités au Canada et aux États-Unis considèrent la partie située aux États-Unis comme faisant partie de ce pays. Ainsi, une marchandise qui traverse la frontière internationale, en provenance ou à destination d'un chemin de fer américain non enquêté à cet endroit ou une marchandise transportée par l'un des enquêtés est inscrite comme une marchandise en provenance ou à destination d'un raccordement aux États-Unis. Certains prolongements du Canadien National et du Canadien Pacifique aux États-Unis (72 milles et 324 milles respectivement en 1970) sont considérés comme canadiens et inclus pour des fins statistiques. Dans la majorité des cas, il s'agit de mouvements intermédiaires (du Canada au Canada en passant par les États-Unis) et de courts prolongements ferroviaires de l'autre côté de la frontière raccordés à des transporteurs américains.

Ce bulletin tient compte des marchandises acheminées par plus d'une société ferroviaire au Canada. Ces mouvements sont compris dans les totaux de chaque société ferroviaire mais ne figurent pas dans le total général pour toutes les sociétés ferroviaires afin d'éviter tout double compte. Les tonnes totales de marchandises indiquées pour une société ferroviaire reflètent donc le volume manutentionné par cette société au cours de l'année; ils correspondent ainsi plus fidèlement aux données finan-paraissant aux Parties I et II de cette série. Le Tableau I fournit un sommaire du trafic marchandises pour l'année et comprend le total général pour l'année de l'enquête et l'année précédente, mais évite le double décompte. Le total des marchandises transportées, comme il est indiqué ici, ne tient pas compte du trafic faisant l'objet de raccordements intermédiaires, tandis que les chiffres sur le poids total de fret payant transporté paraissant à la Partie IV de cette série annuelle comprennent ce genre de mouvement. En conséquence, ces deux chiffres diffèrent jusqu'à un certain point.

Les expressions utilisées dans les en-têtes du présent bulletin proviennent des directives suivantes adressées aux sociétés ferroviaires.

"Loaded" means: (a) revenue freight originated directly on the road of the respondent, including that received from private, non-reporting industrial sidings; (b) freight received from switching roads connecting with the respondent where such freight has not previously been given line haul transportation; (c) freight received from other modes of transport; (d) freight re-shipped following milling or fabrication at some point in transit; (e) idler or trailer cars.

"Received from other railways in Canada" means: traffic received directly from connecting Canadian rail carriers and receipts from other modes of transport (other than car ferries) when these move at joint rates on through billing, or when a previous rail haul is indicated.

"Received from U.S. rail destined to Canadian points" means: traffic received from United States rail connections, or transported across the border by the respondent, destined to Canadian points.

"Received from U.S. rail destined to U.S. points" means: freight moving from United States rail connections to points in the United States (overhead traffic).

"Unloaded" means: (a) freight terminated directly on the road of the respondent, including that delivered to private, non-reporting industrial sidings and grain unloaded at interior, lake and coastal elevators for export; (b) freight delivered to switching roads connecting with the respondent where there is no further line haul; (c) freight delivered to other modes of transport; (d) freight unloaded for milling or fabrication at some point in transit.

"Delivered to other railways in Canada" means: traffic delivered directly to connecting Canadian rail carriers and deliveries to other modes of transport (other than car ferries) when these move at joint rates on through billing, or when a subsequent rail haul is indicated.

"Delivered to U.S. rail" means: (a) traffic delivered to United States rail connections or transported across the border by the respondent; (b) deliveries to United States rail connections of freight originated in the U.S. and moved overhead through Canada.

To eliminate duplicate reporting and to uncover statistical gaps, the Statistics Canada uses the Canadian Standard Industrial Classification (S.I.C.) which provides a set of groups and classes suitable for the

"Chargées" signifie: a) transport commercial de marchandises effectué directement sur une ligne de l'enquêté, y compris les marchandises provenant d'embranchements privés non enquêtés; b) marchandises provenant de voies d'aiguillage reliées à celles de l'enquêté lorsque les marchandises n'ont pas déjà fait l'objet d'un transport proprement dit; c) marchandises provenant d'autres modes de transport; d) marchandises réexpédiées après usinage ou transformation en cours de route; e) wagons-allonges.

"Provenant d'autres sociétés ferroviaires du Canada" signifie: marchandises provenant directement de raccordements ferroviaires canadiens et provenant d'autres modes de transport (autres que les traversiers d'automobiles), lorsque celles-ci sont acheminées à tarif conjoint jusqu'à destination ou lorsqu'un transport ferroviaire antérieur est indiqué.

"Provenant de voies des États-Unis et destinées à des localités canadiennes" signifie: marchandises provenant de raccordements ferroviaires américains ou transportées de ce côté-ci de la frontière par l'enquêté et destinées à des localités canadiennes.

"Provenant de voies des États-Unis et destinées à des localités américaines" signifie: marchandises passant de raccordements ferroviaires des États-Unis à des localités des États-Unis (trafic intermédiaire).

"Déchargées" signifie: a) marchandises livrées directement à partir d'une ligne de l'enquêté, y compris celles livrées à des embranchements privés non enquêtés et les céréales déchargées à des élévateurs intérieurs, à des élévateurs sur les lacs et sur la côte en vue de l'exportation; b) marchandises livrées à des voies d'aiguillage reliées à celles de l'enquêté au point où à partir duquel plus aucun transport n'a eu lieu; c) marchandises livrées à d'autres modes de transport; d) marchandises déchargées en vue de la transformation ou de l'usinage en cours de route.

"Livrées à des chemins de fer du Canada" signifie: a) marchandises livrées directement à des raccordements ferroviaires du Canada et marchandises livrées à d'autres modes de transport (autres que les traversiers d'automobiles) lorsque celles-ci sont acheminées à tarif conjoint jusqu'à destination ou lorsqu'un autre transport ferroviaire subséquent est indiqué.

"Livrées à des chemins de fer des États-Unis" signifie: a) marchandises livrées à des raccordements ferroviaires des États-Unis ou transportées au-delà de la frontière par l'enquêté; b) livraisons à des raccordements ferroviaires des États-Unis de marchandises provenant des États-Unis et passant par le Canada.

Afin d'empêcher qu'il ait double déclaration et afin de découvrir les lacunes statistiques, Statistique Canada utilise la Classification des activités économiques (C.A.E.) qui fournit des groupes et des classes convenant au calcul

compilation of statistics related to different industries. The building block (reporting unit) which is fitted into the above structure is the "establishment". An establishment can be defined as the smallest unit which is a separate operating entity capable of reporting principal elements of input and output. While the establishment is typically a factory, mine, store or similar unit and in most cases is a separate firm it may encompass two or more operating units which are not necessarily in the same location. It can also be an individual working on his own account.

Industry 503 (formerly 506), Railway Transport, as classified in the S.I.C. includes establishments primarily engaged in operating railways. The kinds of activities normally carried on by railway establishments embraces the operation of railway freight and passenger trains, commuter service (but not street railways), maintenance of way and structures, maintenance of equipment (including that carried on in railway shops) dining car and sleeping car services, express and the operation of railway terminal facilities. Road transportation services operated by railway establishments and providing pick-up and delivery for the freight or express services of the railway are included in this industry but long distance trucking operations owned by railway companies are usually set up as separate establishments classified to the trucking industry.

As in previous years statistical details relating to individual railways have been confined to those with gross operating revenues of \$8 million or more annually. The remaining railways are grouped under "other" within the respective accounting classes defined in the Canadian Transport Commission's Uniform Classification of Accounts. These classes are outlined in Railway Transport Part II, Catalogue No. 52-208.

April 7, 1972.

de statistiques portant sur diverses activités économiques. Le groupe (unité déclarante) que l'on insère dans la structure ci-dessus est l'"établissement". Un établissement peut se définir comme la plus petite unité constituant un ensemble d'exploitation séparé en mesure de déclarer les éléments utilisés et produits. Un établissement sera une usine, une mine, un magasin ou une unité semblable et la plupart du temps une entreprise séparée mais il peut englober deux unités ou plus qui ne sont pas nécessairement au même endroit. Il peut s'agir aussi d'une personne travaillant à son propre compte.

L'activité économique 503 (autrefois 506), transports ferroviaires, comprend, selon la C.A.E., les établissements dont l'activité principale est l'exploitation de chemins de fer. Les activités habituelles de ces établissements ferroviaires comprennent le transport de passagers et de marchandises, les services aux banlieues (mais ni les chemins de fer urbains ou ni les tramways), l'entretien de la voie et des ouvrages, l'entretien du matériel (y compris le travail effectué dans les ateliers des chemins de fer), les services de wagons-restaurants et de wagons-lits, les services de messageries et l'exploitation de terminus ferroviaires. Les services de transport routier exploités par des établissements ferroviaires et fournissant des services de ramassage et de livraison de marchandises ou les services de messageries des chemins de fer sont inclus dans cette activité économique. Toutefois, le camionnage interurbain effectué par des sociétés ferroviaires constitue habituellement un établissement séparé, classé avec le camionnage.

Comme pour les années passées, les données détaillées concernant des sociétés ferroviaires particulières ont été limitées aux entreprises qui avaient des recettes brutes d'exploitation de 8 millions de dollars ou plus par année. Les autres sociétés ferroviaires sont groupées sous la rubrique "autres" selon leur classe respective tel que définie dans la **Classification uniforme des comptes** de la Commission canadienne des transports. Ces classes sont décrites dans la publication intitulée *Railway Transport Part II* (n° 52-208 au catalogue).

7 avril 1972.

TABLEAU 1. Marchandises payantes transportées par chemin de fer au Canada - sommaire - année 1970

Total freight traffic - Total du trafic marchandises		Unloaded from railway cars in Canada - Déchargées du wagon au Canada	Delivered to other railways in Canada - Remises aux autres chemins de fer au Canada	Delivered to U.S. rail - Remises au réseau des États-Unis	Désignation	N°	
1970 ¹	1969	tons - tonnes					
SECTION I							
Animaux vivants (charge complète)							
168,813	195,578	152,195	13,575	12,312	Bovins	002	
31,579	52,059	12,804	5,463	14,171	Porcs	004	
4,531	4,340	4,477	213	34	Chevaux, mulets et ânes	006	
9,450	12,533	12,752	480	549	Animaux vivants n.d.a.	008	
214,373	264,510	182,228	19,731	27,066	Total	(991)	
SECTION II							
Aliments, provendes, boissons et tabac (charge complète)							
239,206	315,169	183,621	28,377	46,190	Viandes fraîches ou réfrigérées	010	
55,412	57,722	42,895	2,081	13,940	Viandes congelées	012	
32,684	47,385	19,826	379	13,690	Viandes et préparations de viandes n.d.a.	014	
86,739	86,622	66,247	16,212	21,928	Poissons et fruits de mer	016	
15,908	18,431	6,275	98	9,646	Beurre	018	
26,327	29,352	5,956	1,235	19,498	Fromages	020	
176,983	177,746	136,428	17,404	37,510	Produits laitiers n.d.a., oeufs et miel	022	
5,798,988	2,800,584	5,696,556	587,369	38,967	Orge	024	
883,609	808,959	525,851	145,714	276,315	Mais	026	
940,660	726,338	345,845	88,479	86,182	Avoine	028	
71,382	84,336	68,639	2,092	1,619	Riz	030	
269,616	145,785	263,116	3,150	5,935	Seigle	032	
15,663,793	11,919,087	15,574,549	503,346	44,382	Blé	034	
104,878	73,530	97,871	4,984	9,798	Céréales non moulues n.d.a.	036	
53,946	47,416	27,356	6,857	24,420	Farines de maïs	038	
84,258	94,187	14,776	5,932	65,048	Fécule de maïs	040	
33,048	331,826	204,370	21,294	156,936	Malt et farine de malt	042	
1,115,892	1,120,238	340,608	160,570	262,350	Farine de blé	044	
205,630	207,707	136,759	19,648	71,517	Céréales moulues n.d.a.	046	
11,105	97,164	107,586	12,435	6,597	Produits de boulangerie	048	
702,244	247,389	133,923	28,747	124,288	Produits à base de céréales	050	
30,847	91,192	30,874	4,936	16,981	Substances farineuses et farines n.d.a. destinées à l'alimentation	052	
59,547	72,294	47,414	7,329	21,247	Pommes	054	
16,749	17,619	14,075	6,481	685	Bananes	056	
335,489	225,065	194,390	12,555	25,719	Oranges	058	
85,198	78,351	81,588	2,993	3,412	Autres agrumes	060	
89,884	102,042	81,544	582	8,317	Raisins	062	
18,834	12,768	12,400	1,080	6,242	Pastèques	064	
52,818	56,239	23,657	255	28,984	Cantaloups et melons n.d.a.	066	
4,167	6,948	3,899	338	-	Pêches	068	
20,206	18,091	13,666	465	6,739	Poires	070	
45,431	41,434	32,868	1,150	11,872	Fruits frais ou réfrigérés n.d.a. et baies	072	
17,772	31,824	10,063	1,222	7,210	Fruits et baies congelés	074	
18,169	17,362	13,031	1,974	4,745	Fruits séchés et déshydratés	076	
77,944	77,716	70,823	7,051	5,917	Jus de fruits et concentrés de jus de fruits non congelés	078	
23,083	21,260	21,422	2,520	1,455	Concentrés de jus de fruits congelés	080	
49,389	45,214	32,894	10,875	13,524	Fruits et préparations de fruits n.d.a.	082	
18,260	17,262	15,180	860	3,821	Noix, à l'exclusion des noix oléagineuses	084	
423,387	636,367	367,155	36,398	20,189	Betteraves sucrières	086	
20,929	20,634	20,093	1,011	472	Choux	088	
52,540	58,293	35,798	2,635	16,664	Céleris	090	
157,581	173,526	83,097	2,351	73,795	Laitues	092	
65,982	77,637	44,323	4,503	18,777	Oignons et échalotes	094	
661,604	789,156	500,748	58,075	149,883	Pommes de terre (sauf patates douces)	096	
57,730	62,454	58,414	1,754	4,392	Tomates	098	
137,961	128,898	93,926	7,609	43,017	Légumes frais ou réfrigérés n.d.a.	100	
24,472	34,558	7,802	897	17,264	Légumes congelés	102	
140,382	113,803	88,910	7,840	50,374	Légumes séchés	104	
515,411	555,879	295,585	60,454	231,245	Légumes et préparations de légumes n.d.a.	106	
584,209	636,626	536,437	6,786	49,384	Sucre	108	
146,128	185,720	102,778	2,839	42,079	Mélasse et sirop	110	
80,686	97,066	69,469	11,100	22,470	Produits sucrés (y compris les confiseries) n.d.a.	112	
66,082	68,283	46,316	7,709	23,581	Café	114	
44,831	41,033	26,803	3,350	17,691	Cacao et chocolat, thé, épices et vinaigre	116	
13,982	9,449	13,746	226	243	Margarine et produits similaires	118	
29,227	21,264	25,686	1,825	4,166	Shortening et saindoux	120	
45,599	47,159	33,326	4,992	15,008	Potages et aliments pour enfants et bébés	122	
99,038	108,635	54,746	6,424	43,610	Aliments congelés déjà cuits	124	
616,176	408,035	345,643	174,943	47,002	Ingédients alimentaires n.d.a.	126	
12,133	7,668	3,835	6,205	5,213	Foin, fourrage et paille	128	
519,236	515,173	375,573	78,123	135,607	Son, remoulages et issues de blé	130	
583,588	512,470	363,264	86,458	218,570	Céréales moulues et dérivés n.d.a.	132	
266,849	301,286	259,253	32,118	98,570	Tourteaux de soja	134	
72,414	80,196	90,994	21,130	735	Farine de graines oléagineuses (y compris tourteaux) n.d.a.	136	
246,129	393,632	88,379	34,975	185,824	Aliments d'origine végétale pour animaux n.d.a.	138	
71,214	92,599	49,562	6,310	45,944	Aliments d'origine animale pour animaux	140	
7,641	16,530	3,996	462	3,660	Aliments concentrés pour animaux	142	
75,361	742,280	238,726	44,702	511,360	Préparations alimentaires pour animaux n.d.a.	144	

Voir renvoi(s) à la fin du tableau.

TABLE 1. Revenue Freight Carried by Railways Within Canada - Summary - Year 1970 - Continued

No.	Commodity	Loaded onto railway cars in Canada	Loaded onto railway cars in Canada	Received from other railways in Canada	Received from U.S. rail	
		Chargées sur wagon au Canada	Chargées sur wagon au Canada	En provenance d'autres chemins de fer au Canada	En provenance des États-Unis	Destined to U.S. points
		cars - wagons			tons - tonnes	
SECTION II - Concluded						
Food, feed, beverages and tobacco (C.L.) - Concluded						
146	Non-alcoholic beverages	619	17,579	5,302	918	1,429
148	Ale, beer, stout and porter	19,522	615,394	130,590	4,575	122,793
150	Wines and fermented alcoholic beverages, n.e.s.	395	8,052	4,639	3,405	9,104
152	Distilled alcoholic beverages	3,554	116,329	20,982	29,213	6,865
154	Cigarettes	1,516	29,437	2,959	1,105	70
156	Tobacco, unmanufactured	814	20,865	632	1,995	40
158	Tobacco, manufactured, n.e.s.	37	699	-	67	303
(992)	Total	614,835	29,955,186	2,284,618	2,179,969	2,981,679
SECTION III						
Crude materials, inedible (C.L.)						
160	Raw hides and skins including fur skins	604	19,642	1,164	59,119	40,506
162	Primary tannage	686	23,214	2,010	13,732	5,352
164	Crude animal products, inedible, n.e.s. (exc. fibres)	157	3,637	3,843	15,233	4,049
166	Seeds for sowing, n.e.s.	1,281	41,923	17,264	5,907	2,082
168	Flaxseed	11,577	612,463	11,003	117	1,156
170	Rapeseed	19,635	1,072,855	141,554	-	-
172	Soybeans	1,754	104,213	27,912	62,686	488
174	Oil seeds, oil nuts and oil kernels, n.e.s.	1,516	64,641	17,149	44,151	1,817
176	Rubber and allied gums, natural	522	15,738	4,633	12,763	2,392
178	Peatmoss and mosses, n.e.s.	6,632	174,034	17,289	783	11,425
180	Other crude vegetable materials, inedible, n.e.s.	237	8,325	5,474	14,114	2,535
182	Logs and bolts of wood	46,565	1,925,808	30,174	20,151	71,953
184	Fence posts, pitprops and piling of wood	1,928	72,605	14,622	7,938	415
186	Round timber, n.e.s.	12,190	413,530	53,546	16,902	10,924
188	Pulpwood logs	87,173	4,295,328	380,480	1,796	116,156
190	Pulpwood chips	133,976	5,593,717	435,942	3,808	59,901
192	Christmas trees	3,554	56,599	2,857	35	732
194	Other crude wood materials, n.e.s.	3,217	118,789	12,296	955	943
196	Silk, wool and animal hair	466	7,448	418	1,801	4,426
198	Cotton	139	3,357	4,778	85,628	8,342
200	Vegetables and man-made textile fibres, exc. cotton	411	9,089	5,068	7,001	9,709
202	Bauxite ore and alumina	36,532	3,172,643	785,529	68,990	13,081
204	Copper ores and concentrates	29,857	1,992,562	175,511	13,507	11,661
206	Copper matte and precipitates	876	63,778	-	-	1,172
208	Iron ore and concentrates	552,979	49,312,068	15,655,948	31,972	37,803
210	Lead ore and concentrates	7,399	565,958	375,785	166	-
212	Manganese ore	16	907	3,600	8,614	1,048
214	Nickel - copper ores and concentrates	62,251	4,452,292	308	111	22
216	Nickel ore and concentrates	15,636	1,168,276	92	-	527
218	Matte, nickel, copper-nickel or nickel-iron chromium alloy	3,233	239,390	47,956	-	-
220	Tungsten ore and concentrates	3	123	-	32	125
222	Zinc ore and concentrates	30,814	2,412,153	1,983,243	7,738	3,001
224	Lead and zinc ores and concentrates	100	7,514	200,625	-	30
226	Metallic ores and concentrates, n.e.s.	15,947	757,935	20,479	31,407	98,869
228	Iron and steel scrap	25,920	1,254,005	303,407	554,972	48,237
230	Non-ferrous metal scrap, including precious metal scrap	3,538	145,458	46,560	23,197	18,715
232	Slags, drosses and other by-products, n.e.s.	6,474	305,662	19,432	10,219	2,851
236	Anthracite coal	4,714	330,921	83,189	244,496	53,730
238	Bituminous coal	118,694	8,433,086	957,133	177,441	839,681
240	Lignite coal	21,639	1,311,917	116	-	-
242	Coal, n.e.s.	459	17,968	757	964	-
244	Crude mineral oils (petroleum)	6,731	251,218	16,720	188	35
246	Natural gas and other crude bituminous substances	168	5,766	551	1,704	140
248	Asbestos, unmanufactured, crude and fibre	25,267	1,133,895	227,275	12,462	16,809
250	Clay	3,522	210,278	110,934	411,100	24,006
252	Other crude refractory materials	630	39,041	1,881	7,217	612
254	Natural abrasives	1,696	115,371	21,070	37,725	62,027
256	Sand, industrial	7,772	512,990	106,726	668,720	54,739
258	Sand, n.e.s.	21,769	1,556,189	2,896	3,640	121
260	Gravel	36,065	2,472,865	29,224	7,980	13
262	Building stone, rough	1,740	76,893	4,567	4,157	1,925
264	Silica or siliceous, n.e.s.	13	709	375	2,513	230
266	Agricultural limestone	2,107	94,267	23,561	2,519	6,245
268	Limestone, furnace or foundry, and fluxing stone	5,163	352,760	-	236	1,446
270	Limestone, crushed or broken, n.e.s.	50,215	3,504,917	47,310	66,294	3,894
272	Stone, n.e.s. including stone refuse	22,119	1,468,038	57,008	9,531	76,933
274	Barytes, natural	1,098	65,225	30,779	5,462	488
276	Gypsum	47,825	4,039,987	347	923	517
278	Pyrites, iron, except roasted	4,284	244,487	383,031	125	-
280	Nepheline syenite	6,500	465,647	250,935	135	-
282	Phosphate rock	4,611	427,944	292,683	1,432,991	45,859
284	Common salt, rock or bulk	14,005	1,005,102	69,086	115,246	44,383
286	Common salt, n.e.s.	6,164	298,630	17,116	36,211	28,146

See footnote(s) at end of table.

TABLEAU 1. Marchandises payantes transportées par chemin de fer au Canada - sommaire - année 1970 - suite

Total freight traffic - Total du trafic marchandises		Unloaded from railway cars in Canada - Déchargées du wagon au Canada	Delivered to other railways in Canada - Remises aux autres chemins de fer au Canada	Delivered to U.S. rail - Remises au réseau des États-Unis	Désignation	N°
1970 ¹	1969	tons - tonnes				
SECTION II - fin						
Aliments, provendes, boissons et tabac (charge complète) - fin						
19,926	33,835	19,637	4,210	1,382	Boissons non alcooliques.....	146
742,762	804,559	651,058	90,054	132,239	Ale, bière, stout et porter.....	148
20,561	28,469	11,619	2,853	10,727	Vins et boissons alcooliques fermentées n.d.a.....	150
152,407	164,058	98,851	13,258	61,279	Boissons alcooliques distillées.....	152
30,612	30,470	29,700	3,597	274	Cigarettes.....	154
22,900	39,680	12,750	624	10,159	Tabacs bruts.....	156
1,069	1,069	736	-	333	Tabacs fabriqués n.d.a.....	158
35,116,834	28,408,105	31,036,575	2,547,869	3,817,008	Total.....	(992)
SECTION III						
Matières brutes, non comestibles (charge complète)						
119,267	108,987	62,677	2,047	55,708	Cuir et peaux bruts, y compris pelleteries.....	160
42,298	44,828	31,334	5,689	7,286	Résidus de grasse bruts utilisés comme engrais.....	162
22,919	20,503	18,630	3,839	4,294	Produits d'origine animale, non comestibles, n.d.a. (à l'exclusion des fibres).....	164
49,912	49,552	39,941	23,446	3,788	Semences n.d.a.....	166
613,736	578,463	609,648	13,935	1,156	Graines de lin.....	168
1,072,855	483,546	1,044,363	169,890	155	Graines de colza.....	170
167,387	77,060	130,068	64,546	685	Graines de soja.....	172
110,609	81,234	94,853	21,624	11,282	Graines, noix et amandes oléagineuses n.d.a.....	174
30,893	58,007	26,988	6,220	2,518	Caoutchouc naturel et autres gommes de la même famille.....	176
186,242	246,500	94,882	12,882	95,766	Tourbe n.d.a.....	178
24,974	24,632	18,422	6,841	5,186	Autres matières brutes d'origine végétale, non comestibles, n.d.a.....	180
2,017,912	2,861,762	1,369,575	87,584	90,928	Billes et billots de bois.....	182
80,958	42,102	78,897	14,526	2,157	Poteaux de clôture, étais de mine et pieux en bois.....	184
411,356	318,815	363,012	62,114	69,775	Bois rond n.d.a.....	186
4,413,280	5,920,892	4,043,191	414,624	335,944	Billes de bois à pâte.....	188
5,387,426	4,785,063	5,103,625	448,071	241,671	Copeaux de bois à pâte.....	190
17,366	54,833	18,809	2,882	38,524	Sapins de Noël.....	192
130,687	59,921	108,979	20,378	3,627	Autres bois bruts n.d.a.....	194
13,675	22,046	6,863	238	6,994	Soie, laine et poil animal.....	196
97,327	100,891	83,055	5,843	13,206	Coton.....	198
25,799	22,758	15,267	5,571	10,029	Fibres textiles d'origine végétale et synthétiques (à l'exclusion du coton).....	200
3,254,714	2,905,473	3,490,322	518,632	31,289	Bauxite et alumine.....	202
2,017,730	1,819,709	1,375,140	177,854	40,247	Minerais et concentrés de cuivre.....	204
64,950	68,675	61,828	-	3,122	Mattes et précipités de cuivre.....	206
49,381,843	38,566,302	47,459,412	16,271,973	1,306,405	Minerais et concentrés de fer.....	208
566,124	613,330	460,306	400,669	80,933	Minerais et concentrés de plomb.....	210
10,569	11,958	9,494	3,507	1,167	Minerais de manganèse.....	212
4,452,425	3,145,589	4,435,499	401	16,833	Minerais et concentrés de nickel-cuivre.....	214
1,168,803	599,748	1,167,386	50	1,459	Minerais et concentrés de nickel.....	216
239,390	149,437	231,225	56,122	-	Mattes et alliages de nickel (cuivre-nickel et nickel-chrome-fer).....	218
280	315	-	32	248	Minerais et concentrés de tungstène.....	220
2,422,892	2,718,695	1,350,198	2,033,032	422,905	Minerais et concentrés de zinc.....	222
7,544	10,544	102,291	104,732	1,146	Minerais et concentrés de plomb et de zinc.....	224
888,211	516,388	201,345	24,285	683,060	Minerais et concentrés métalliques n.d.a.....	226
1,857,214	1,950,764	1,578,892	339,394	242,336	Déchets de fer et d'acier.....	228
187,370	197,090	132,193	32,820	68,917	Déchets de métaux non ferreux, y compris les déchets de métaux précieux.....	230
318,732	264,422	295,237	19,890	23,038	Cendres, scories et autres résidus n.d.a.....	232
629,147	592,422	545,709	105,124	61,503	Anthracite.....	236
9,450,208	7,301,649	8,517,159	917,665	872,517	Charbon bitumineux.....	238
1,311,917	486,083	1,304,174	6,617	1,242	Lignite.....	240
18,932	31,080	15,082	2,350	2,257	Charbon n.d.a.....	242
251,441	304,740	248,424	19,602	136	Huiles brutes de pétrole ou de minerais bitumineux.....	244
7,610	6,496	7,336	343	482	Gaz naturel et autres substances brutes bitumineuses.....	246
1,163,166	1,229,042	387,689	176,184	826,567	Amiante non ouvré, brut et en fibres.....	248
645,384	587,783	611,453	119,029	25,837	Argiles.....	250
46,870	51,368	35,946	1,549	11,257	Autres substances réfractaires brutes.....	252
215,123	197,171	66,636	15,506	154,051	Abrasifs naturels.....	254
1,236,449	1,489,395	946,779	232,581	163,816	Sables à usage industriel.....	256
1,559,950	1,322,600	1,360,747	1,708	391	Sables n.d.a.....	258
2,480,858	2,253,939	2,507,309	2,298	474	Graviers.....	260
82,975	322,038	80,974	2,508	4,061	Pierres de construction.....	262
3,452	3,331	3,240	347	241	Silice ou silex n.d.a.....	264
103,031	139,005	104,684	14,543	7,365	Pierres à chaux (pour l'amendement des terres).....	266
354,442	221,624	350,919	134	3,388	Pierres à chaux (usage industriel) et castines.....	268
3,575,105	3,663,868	3,360,932	33,578	227,904	Pierres à chaux concassées n.d.a.....	270
1,554,502	1,595,642	1,476,626	56,488	78,396	Pierres n.d.a., y compris les déchets de pierres.....	272
71,175	61,903	61,375	39,304	1,275	Barytine.....	274
4,041,427	4,419,530	4,025,304	292	16,178	Gypse.....	276
244,612	212,700	27,419	424,569	175,655	Pyrrites de fer non grillées.....	278
465,782	481,516	92,863	331,407	292,448	Néphéline syénite.....	280
1,906,794	1,560,342	1,371,704	281,255	46,518	Phosphates en roche.....	282
1,164,730	894,500	1,073,642	66,163	94,012	Sel gemme de saline.....	284
362,986	289,127	271,712	13,598	94,792	Sel n.d.a.....	286

Voir renvoi(s) à la fin du tableau.

TABLE 1. Revenue Freight Carried by Railways Within Canada - Summary - Year 1970 - Continued

No.	Commodity	Loaded onto railway cars in Canada	Loaded onto railway cars in Canada	Received from other railways in Canada	Received from U.S. rail	
		Chargées sur wagon au Canada	Chargées sur wagon au Canada	En provenance d'autres chemins de fer au Canada	En provenance des États-Unis Destined to Canadian points À destination du Canada	Destined to U.S. points À destination des États-Unis
		cars - wagons			tons - tonnes	
SECTION III - Concluded						
Crude materials, inedible (C.L.) - Concluded						
288	Liquid sulphur.....	14,973	1,381,501	295,278	5,875	4,995
290	Sulphur, n.e.s.....	24,068	1,728,065	105,235	1,065	4,959
292	Non-metallic minerals, crude, n.e.s.....	4,321	295,596	27,468	57,057	60,990
294	Textile rags and waste, n.e.s.....	842	18,402	12,069	34,767	11,774
296	Paper waste.....	5,836	144,851	57,804	56,990	40,373
298	Slag (excl. basic) and ashes, waste.....	283	16,745	14,463	3,894	4,209
300	Wood waste, n.e.s.....	8,196	164,598	19,065	4,586	3,578
304	Waste materials, n.e.s.....	1,103	52,117	12,554	10,159	10,503
(993)	Total	1,600,387	112,725,665	24,087,357	4,549,918	1,995,803
SECTION IV						
Fabricated materials, inedible (C.L.)						
306	Leather and dressed furs and rubber fabricated materials.....	212	4,488	597	3,218	2,270
308	Lumber.....	144,791	5,839,578	1,245,912	413,568	915,116
310	Flooring.....	349	7,788	4,260	4,555	2,071
312	Railway ties.....	5,379	185,192	4,015	577	2,456
314	Shingles and shakes of wood.....	5,888	159,543	42,984	527	1,983
316	Sawmill products, n.e.s.....	2,685	87,374	47,263	3,107	1,345
318	Veneer.....	8,943	358,516	113,038	31,805	12,244
320	Plywood.....	14,469	540,827	191,383	138,783	117,615
322	Wood building boards, n.e.s.....	3,947	146,845	34,674	26,628	22,021
324	Millwork (woodwork).....	1,083	22,769	2,690	1,751	22,707
326	Cooperage stock and box, crate and package shooK.....	453	13,326	1,473	10,504	2,479
328	Other wood fabricated materials, n.e.s.....	2,321	62,379	13,007	43,030	24,384
330	Woodpulp.....	78,585	4,725,568	1,174,088	132,191	661,242
332	Pulp, n.e.s.....	250	11,777	5,116	3,949	1,480
334	Newsprint paper.....	115,187	5,399,796	2,133,960	67,174	202,281
336	Groundwood printing and specialty paper.....	5,227	193,554	127,946	119,214	1,079,454
338	Book paper.....					39
340	Fine paper, tissue paper and sanitary paper.....	3,157	62,422	10,034	9,863	21,409
342	Wrapping paper.....	4,320	179,907	16,917	9,809	60,412
344	Paperboard, n.e.s.....	16,726	573,703	123,219	93,440	165,682
346	Building paper.....	1,768	61,601	35,972	5,116	6,861
348	Building board, n.e.s.....	2,248	66,013	24,926	16,954	23,946
350	Paper, n.e.s.....	211	6,466	3,470	1,391	48,315
352	Batts, batting, wadding and felt.....	1,539	25,166	2,635	3,571	2,591
354	Cordage, twine and rope.....	300	9,228	1,508	4,807	1,038
356	Cotton broad-woven fabrics.....	244	3,459	492	1,449	2,157
358	Jute broad-woven fabrics.....	619	15,505	1,934	858	506
360	Textile fabricated materials, n.e.s.....	773	17,803	1,146	1,358	2,419
362	Animal oils and fats (exc. marine).....	1,968	66,664	2,280	5,072	6,843
364	Fish and marine animal oils.....	571	16,457	1,037	964	364
366	Cottonseed oil and linseed oil.....	67	2,358	1,751	16,611	5,766
368	Soyabean oil.....	342	15,710	3,114	16,752	17,127
370	Vegetable oils and fats, n.e.s.....	2,158	84,521	13,095	9,228	20,083
372	Chemically modified oils, fats and waxes, and their derivatives.....	285	8,408	3,813	9,103	976
374	Turpentine, rosin and rosin oils, spirits and acids.....	248	8,783	11,372	27,917	1,609
376	Gum, wood and vegetable extracts.....	2,176	92,013	9,404	13,383	7,213
378	Carbon blacks.....	1,533	39,084	4,739	4,683	7,821
380	Chemical elements.....	5,188	278,563	116,844	43,543	33,958
382	Sulphuric acid.....	9,935	842,827	357,455	11,480	3,416
384	Inorganic acids and oxygen compounds of non-metals or metalloids, n.e.s.....	4,756	264,525	31,369	44,346	12,537
386	Sodium hydroxide.....	4,720	310,883	125,456	34,472	45,894
388	Inorganic bases and metallic oxides, hydroxides and peroxides, n.e.s.....	9,661	528,376	106,643	62,340	33,445
390	Sodium sulphate.....	5,693	513,229	128,377	2,659	12,221
392	Sodium carbonate.....	4,775	343,785	92,960	268,812	26,984
394	Metallic salts and peroxy-salts of inorganic acids, n.e.s.....	5,599	299,792	187,904	111,473	92,946
396	Calcium carbide.....	1,232	65,247	3,826	956	15,473
398	Inorganic chemicals, other, n.e.s.....	513	24,822	1,774	1,471	17,572
400	Hydrocarbons and their derivatives.....	2,986	178,866	30,416	24,474	53,501
402	Alcohols and their derivatives.....	2,204	106,819	13,835	13,816	9,916
404	Phenols, ethers, aldehydes, ketones and their derivatives.....	1,765	81,180	16,196	8,161	33,022
406	Organic acids, their anhydrides, halides, peroxides, paracids, and derivatives.....	1,872	103,323	8,785	24,294	8,981
408	Nitrogen - function compounds.....	1,255	53,055	1,293	6,778	389
410	Organic chemicals, n.e.s.....	287	13,267	9,743	8,874	3,613
412	Explosives, fuses and caps.....	2,248	72,544	11,717	1,981	579
414	Ammonium phosphates.....	3,569	253,179	49,159	4,544	264
416	Muriate of potassium (potash).....	64,988	5,651,358	134,144	1,410	61,649
418	Fertilizers and fertilizer materials, n.e.s.....	25,180	1,548,844	369,046	101,569	41,409
420	Agricultural chemicals, formulated.....	200	6,766	2,316	6,532	3,671
422	Adhesives.....	411	15,569	1,446	1,965	1,075
424	Synthetic rubber.....	2,201	85,418	20,722	67,301	13,073

See footnote(s) at end of table.

TABLEAU 1. Marchandises payantes transportées par chemin de fer au Canada - sommaire - année 1970 - suite

Total freight traffic - Total of the traffic marchandises		Unloaded from railway cars in Canada	Delivered to other railways in Canada	Delivered to U.S. rail	Désignation	N°
1970 ^a	1969	Déchargées du wagon au Canada	Remises aux autres chemins de fer au Canada	Remises au réseau des États-Unis		
tons - tonnes					SECTION III - fin	
					Matières brutes, non comestibles (charge complète) - fin	
1,392,371	1,422,559	530,657	279,566	877,427	Soufres liquides.....	288
1,734,089	1,532,274	1,558,489	120,282	160,554	Soufres n.d.a.....	290
413,643	446,408	341,264	29,138	70,709	Minéraux non métalliques bruts n.d.a.....	292
64,943	70,724	45,839	13,735	17,438	Chiffons et déchets de tissus n.d.a.....	294
242,214	272,440	179,222	56,447	64,350	Déchets de papier.....	296
24,848	67,348	28,304	5,751	5,255	Scories (à l'exception des scories de déphosphoration) et cendres, déchets.....	298
172,762	210,946	162,873	14,706	14,247	Déchets de bois n.d.a.....	300
72,779	76,292	51,068	14,079	20,187	Autres déchets n.d.a.....	304
119,271,386	103,318,717	110,467,400	24,774,629	8,316,714	Total	(993)
					SECTION IV	
					Demi-produits, non comestibles (charge complète)	
9,976	11,718	7,134	995	2,443	Cuir, fourrures apprêtées et demi-produits en caoutchouc.....	306
7,168,262	6,737,876	2,008,113	2,054,848	4,351,213	Bois de construction.....	308
14,414	18,669	9,588	5,443	3,644	Panneaux en bois pour parquets.....	310
188,225	101,691	175,693	13,628	2,920	Traverses en bois pour voies ferrées.....	312
162,053	187,821	36,990	51,884	116,163	Bardeaux et aisseaux.....	314
91,826	89,483	116,983	9,429	12,677	Bois de scierie n.d.a.....	316
402,565	418,834	201,334	220,438	93,832	Bois plaqués.....	318
797,225	809,653	602,801	227,197	158,611	Bois contre-plaqués.....	320
195,494	207,796	150,943	37,059	42,166	Planches de bois de construction n.d.a.....	322
47,227	57,609	17,636	3,528	28,754	Bois de menuiserie.....	324
26,309	32,019	23,315	1,573	2,895	Ouvrages de tonnellerie, caisses et bois de layetier.....	326
129,793	134,698	94,985	15,092	32,723	Autres demi-produits de bois n.d.a.....	328
5,519,001	5,410,968	1,758,296	1,371,422	3,563,371	Pâte de bois.....	330
17,206	17,932	6,301	6,972	9,049	Pulpe n.d.a.....	332
5,589,251	5,543,342	1,495,530	2,292,579	4,015,102	Papier journal.....	334
1,352,222	896,294	185,920	187,161	1,147,088	Papiers mécaniques et papiers spéciaux.....	336
39	169	-	-	39	Papiers d'édition.....	338
83,694	103,642	59,807	12,783	31,138	Papiers de sole et papiers hygiéniques.....	340
250,128	208,722	171,464	21,165	74,415	Papiers d'emballage.....	342
121,825	883,242	616,242	150,564	189,239	Cartons n.d.a.....	344
73,578	342,457	85,818	10,482	13,250	Papiers de construction.....	346
106,913	120,080	58,907	28,075	44,857	Panneaux de construction n.d.a.....	348
56,172	74,896	7,176	3,762	48,703	Papiers n.d.a.....	350
31,328	33,178	28,232	2,377	3,355	Bourres, ouates et feutres.....	352
15,073	18,503	14,152	796	1,633	Cordages, ficelles et cordes.....	354
7,065	9,733	4,720	662	2,176	Tissus en coton (larges).....	356
16,869	20,027	11,594	2,397	4,812	Tissus en jute (larges).....	358
21,580	29,568	18,980	989	2,756	Demi-produits textiles n.d.a.....	360
78,579	67,404	64,210	2,816	13,832	Huiles et graisses animales (sauf celles des poissons et mammifères marins.)	362
17,785	20,354	17,240	973	609	Huiles de poissons et de mammifères marins.....	364
24,735	17,049	18,515	1,677	6,295	Huiles de coton et de lin.....	366
49,589	31,932	30,704	4,000	18,000	Huile de soja.....	368
113,832	125,720	95,701	10,563	20,663	Huiles et graisses végétales n.d.a.....	370
18,487	26,063	18,660	2,093	1,547	Huiles, graisses et cires chimiquement modifiées et leurs dérivés.....	372
38,309	35,297	36,008	11,615	2,058	Térébenthine, colophanes, huiles, essences et acides de résineux.....	374
112,609	103,579	84,513	8,859	28,639	Extraits de gomme, de bois et extraits végétaux.....	376
51,588	71,311	42,114	4,905	9,308	Noirs de carbone.....	378
356,064	435,372	357,322	72,555	43,031	Éléments chimiques.....	380
657,723	770,927	803,637	359,604	51,938	Acide sulfurique.....	382
321,408	306,314	227,862	44,285	80,630	Acides inorganiques et composés oxygénés des métalloïdes n.d.a.....	384
391,249	336,749	324,866	141,617	50,222	Hydroxyde de sodium.....	386
624,161	654,916	464,472	90,634	175,698	Bases inorganiques, oxydes, hydroxydes et peroxydes métalliques n.d.a.....	388
528,109	534,464	423,171	132,696	100,618	Sulfates de sodium.....	390
639,581	452,071	610,678	91,751	30,112	Carbonates de sodium.....	392
504,211	475,834	426,455	143,329	122,329	Sels et persels métalliques des acides inorganiques n.d.a.....	394
81,676	88,934	35,252	33,902	16,348	Carbures de calcium.....	396
43,865	46,492	23,989	342	21,307	Autres éléments inorganiques n.d.a.....	398
256,841	294,722	188,803	31,115	67,340	Hydrocarbures et leurs dérivés.....	400
130,551	160,474	127,353	5,415	11,618	Alcools et leurs dérivés.....	402
122,363	126,121	84,093	17,853	36,612	Phénols, éthers, aldéhydes, cétones et leurs dérivés.....	404
136,598	149,255	115,171	8,479	21,733	Acides organiques et leurs anhydrides, halogénures, peroxydes, peracides et leurs dérivés.....	406
60,222	54,040	56,530	1,325	3,661	Composés à fonctions azotées.....	408
25,754	30,392	22,783	8,937	3,778	Composés organiques n.d.a.....	410
75,104	101,603	58,916	13,732	14,173	Explosifs, fusées et amorces.....	412
257,987	146,253	158,696	65,765	82,685	Phosphates d'ammonium.....	414
5,714,417	5,302,572	2,276,009	156,962	3,415,569	Chlorure (muriate) de potassium.....	416
1,831,822	1,892,571	882,756	298,858	879,253	Engrais n.d.a.....	418
16,969	22,686	12,928	2,195	4,163	Demi-produits chimiques (pour l'amendement des terres).....	420
18,609	16,722	13,240	5,513	1,301	Adhésifs.....	422
185,792	204,688	125,097	15,828	45,589	Caoutchouc synthétique.....	424

^a Voir renvoi(s) à la fin du tableau.

TABLE 1. Revenue Freight Carried by Railways Within Canada - Summary - Year 1970 - Continued

No.	Commodity	Loaded onto railway cars in Canada	Loaded onto railway cars in Canada	Received from other railways in Canada	Received from U.S. rail	
		Chargées sur wagon au Canada	Chargées sur wagon au Canada	En provenance d'autres chemins de fer au Canada	En provenance des États-Unis	Destined to U.S. points
		cars - wagons			À destination du Canada	À destination des États-Unis
					tons - tonnes	
SECTION IV - Concluded						
Fabricated materials, inedible (C.L.) - Concluded						
426	Plastic materials, not shaped and basic shapes and forms.....	6,483	166,501	44,752	53,514	97,854
428	Pigments, lakes and toners.....	499	13,902	2,070	7,245	15,295
430	Paints and related products.....	1,622	41,688	6,832	5,150	5,430
432	Chemical specialties, industrial, n.e.s.....	5,032	232,347	106,101	290,757	155,414
434	Gasoline.....	53,720	2,598,695	381,258	76,197	8,828
436	Aviation turbine fuel.....	983	46,254	27,017	-	-
438	Diesel fuel.....	74,506	3,488,963	290,836	13,201	3,049
440	Kerosene.....	152	5,217	1,928	190	6,447
442	Fuel oil, n.e.s.....	28,323	1,156,979	357,901	30,483	25,890
444	Lubricating oils and greases.....	10,563	337,596	100,766	71,121	36,068
446	Petroleum coke.....	1,134	72,858	13,683	122,277	47,178
448	Coke, n.e.s.....	26,585	1,322,125	460,037	342,474	144,948
450	Refined and manufactured gases, fuel type (L.P.G.).....	40,696	2,706,923	351,928	37,500	31,927
452	Asphalts and road oils.....	6,549	280,637	11,316	9,441	1,208
454	Other petroleum and coal products.....	8,469	402,516	147,751	85,424	19,711
456	Ferro-alloys.....	2,406	135,915	79,625	17,918	14,082
458	Pig iron.....	2,095	155,461	18,823	592	40,376
460	Ingots, blooms, billets and slabs, iron and steel.....	12,752	916,992	71,760	294,157	77,608
461	Primary iron and steel, n.e.s.....	501	19,309	7,035	7,013	2,990
462	Castings and forgings, iron or steel.....	1,925	84,071	68,962	54,058	94,100
464	Bars and rods, steel.....	12,780	810,263	50,051	31,471	152,882
466	Plates, steel, fabricated.....	7,303	478,996	172,877	58,520	7,838
468	Sheet and strip, steel.....	20,410	1,330,556	233,897	148,197	283,781
470	Structural shapes and sheet piling, iron or steel.....	8,781	476,159	284,551	121,518	47,669
472	Rails and railway track materials.....	6,537	333,799	115,221	10,763	12,670
474	Pipes and tubes, iron and steel.....	17,850	673,481	282,302	49,887	7,842
476	Wire, iron or steel.....	1,434	43,280	4,654	6,346	4,026
478	Aluminum paste, powder, pigs, ingots and shot.....	5,249	313,045	98,237	178	723
480	Aluminum and aluminum alloy fabricated material, n.e.s.....	6,180	297,085	522,861	24,488	45,345
482	Copper and alloys in primary forms.....	11,217	612,579	72,156	14,492	62,710
484	Copper and alloys, n.e.s.....	2,288	96,769	49,126	3,979	25,356
486	Lead and alloys.....	3,024	205,599	15,610	1,570	8,320
488	Nickel and alloys.....	2,800	149,877	15,895	302	348
490	Tin and alloys.....	2	40	-	-	20
492	Zinc and alloys.....	8,432	513,035	11,437	23,034	11,396
494	Other non-ferrous base metals and alloys.....	553	23,960	978	987	393
496	Tanks.....	1,257	26,215	7,776	3,493	977
498	Bolts, nuts, nails, screws and basic hardware.....	1,183	32,827	8,600	16,242	1,647
500	Metal fabricated basic products, n.e.s.....	3,271	78,706	25,239	18,076	22,507
502	Natural stone basic products, chiefly structural.....	2,032	119,265	6,401	26,789	1,192
504	Bricks and tiles, clay.....	1,331	58,955	10,063	26,370	25,677
506	Fire brick and similar shapes.....	2,606	105,946	95,129	197,294	12,828
508	Dolomite and magnesite, calcined.....	456	24,857	26,474	44,647	20,809
510	Refractories, n.e.s.....	800	28,562	10,851	20,542	10,419
512	Glass basic products.....	1,544	46,429	10,463	44,229	11,701
514	Asbestos and asbestos-cement basic products.....	845	21,678	8,345	6,594	8,660
516	Portland cement, standard.....	21,390	1,643,702	140,542	30,965	318
518	Concrete pipe.....	1,116	27,509	17,251	1,430	620
520	Cement and concrete basic products, n.e.s.....	4,320	280,912	45,886	6,615	4,387
522	Plaster.....	1,803	44,403	12,445	4,745	1,988
524	Gypsum wallboard and sheathing.....	1,831	42,395	5,677	26,146	3,570
526	Gypsum basic products, n.e.s.....	34	939	89	573	-
528	Lime, hydrated and quick.....	12,117	612,292	78,711	9,844	60,008
530	Non-metallic mineral basic products, n.e.s.....	11,425	233,824	91,749	49,050	18,322
532	Bituminous pressed or molded fabricated materials.....	684	17,912	188	832	1,626
534	Miscellaneous fabricated materials.....	985	30,102	12,416	2,971	7,462
(994)	Total	1,063,125	54,777,730	12,331,219	4,658,052	5,714,353
SECTION V						
End products, inedible (C.L.)						
536	Power boilers.....	473	13,591	7,712	3,656	4,404
538	Engines and turbines, general purpose.....	375	8,816	2,649	42,614	10,907
539	Electric generators and motors.....	609	18,600	4,658	10,984	2,308
540	General purpose industrial machinery, n.e.s.....	3,110	87,609	20,045	42,169	15,832
542	Conveying, elevating and materials handling equipment.....	1,908	36,415	15,263	23,833	20,728
544	Construction and maintenance machinery and equipment.....	3,715	101,375	15,424	15,057	3,778
546	Special industry machinery, n.e.s.....	2,746	91,891	23,346	59,146	9,427
548	Agricultural machinery and equipment.....	8,296	134,824	27,647	42,280	13,400
550	Tractors.....	972	19,235	9,612	44,133	6,901
552	Railway rolling stock.....	3,079	83,612	41,421	26,080	8,472
554	Passenger automobiles and chassis.....	42,222	881,274	158,747	232,349	186,304
556	Motor vehicle engines, accessories, parts and assemblies.....	29,503	784,698	104,302	1,101,964	441,620
558	Road motor vehicle, n.e.s.....	19,420	318,600	30,343	131,463	32,924
560	Ships and boats, aircraft and miscellaneous vehicles, n.e.s. (incl. parts and accessories).....	861	11,389	10,119	2,513	1,465
562	Rubber tires and tubes.....	7,148	135,729	14,624	4,350	36,517

See footnote(s) at end of table.

TABLEAU 1. Marchandises Payantes transportées par chemin de fer au Canada - sommaire - année 1970 - suite

Total freight traffic - Total du trafic marchandises		Unloaded from railway cars in Canada - Déchargées du wagon au Canada	Delivered to other railways in Canada - Remises aux autres chemins de fer au Canada	Delivered to U.S. rail - Remises au réseau des États-Unis	Désignation	N°	
1970 ^a	1969	tons - tonnes					
SECTION IV - fin							
Demi-produits, non comestible (charge complète) - fin							
317,869	297,918	216,943	45,817	99,861	Matières plastiques non moulées, moulages et formes de base	426	
36,442	43,562	20,628	1,533	16,352	Pigments, laques et colorants	428	
52,268	53,475	49,925	2,997	6,178	Peintures et produits similaires	430	
678,518	517,609	505,307	106,079	173,232	Demi-produits chimiques (pour l'industrie) n.d.a.	432	
2,683,720	2,809,387	2,708,837	341,336	14,804	Essence	434	
46,254	79,439	46,350	26,682	257	Combustibles pour turbines d'avion (carburacteur)	436	
3,505,213	3,439,478	3,418,126	362,846	15,077	Carburant diesel	438	
11,854	35,390	6,967	328	6,486	Kérosène	440	
1,213,352	1,047,136	1,341,191	198,596	31,466	Mazout n.d.a.	442	
444,785	401,707	430,256	79,126	36,169	Huiles et graisses de lubrification	444	
242,313	91,394	155,617	24,260	76,120	Coke de pétrole	446	
1,809,547	1,586,991	1,576,412	427,657	265,516	Coke n.d.a.	448	
2,776,350	2,265,576	1,599,353	394,286	1,134,639	Gaz raffinés (combustible)	450	
291,286	252,881	291,262	10,106	1,233	Asphalte et huiles pour les routes	452	
507,651	526,185	421,498	201,316	32,589	Autres produits du pétrole et du charbon	454	
167,915	170,499	145,775	72,142	29,624	Ferro-alliages	456	
196,429	225,668	137,804	20,010	57,438	Fonte brute	458	
1,288,757	1,333,953	1,167,927	97,895	94,695	Lingots, blooms, billettes et brames de fer et d'acier	460	
29,312	49,159	22,456	7,963	5,928	Acier et fer primaires, n.d.a.	461	
232,229	242,289	142,032	50,805	108,355	Moulages et pièces de forge de fer ou d'acier	462	
994,616	1,078,001	807,985	62,916	173,766	Barres et tiges d'acier	464	
545,354	431,033	516,045	165,219	36,967	Tôles fortes d'acier	466	
1,762,534	1,822,597	1,410,789	229,549	356,092	Tôles et feuillards d'acier	468	
645,346	465,703	624,034	248,027	57,837	Profilés et palplanches en fer et en acier	470	
357,232	324,315	411,440	40,189	20,825	Éléments de voies ferrées	472	
731,210	673,678	647,066	281,550	84,896	Tuyaux et tubes en fer et en acier	474	
53,652	66,371	46,264	4,752	7,291	Fils de fer ou d'acier	476	
313,946	288,345	286,212	125,194	777	Pâtes, poudres, gueuses, lingots et grenaille d'aluminium	478	
466,918	365,997	343,744	129,650	416,385	Demi-produits à base d'aluminium et d'alliages d'aluminium n.d.a.	480	
693,781	663,956	572,245	77,948	111,744	Cuivre et alliages de cuivre de premier affinage	482	
126,104	100,248	93,144	13,439	68,648	Cuivre et alliages de cuivre n.d.a.	484	
215,489	214,361	149,967	15,644	65,489	Plomb et alliages	486	
150,527	127,770	131,433	15,560	19,430	Nickel et alliages	488	
60	401	40	-	20	Étain et alliages	490	
547,465	588,067	447,086	12,864	98,953	Zinc et alliages	492	
25,340	27,058	18,084	6,556	1,678	Autres métaux communs non ferreux et alliages	494	
30,685	33,269	30,001	3,796	4,665	Réservoirs	496	
50,716	49,644	50,169	6,534	2,613	Boulons, écrous, clous, vis et autres articles communs de quincaillerie	498	
119,289	148,027	88,876	23,881	31,770	Demi-produits métalliques communs n.d.a.	500	
147,246	166,749	145,197	6,395	2,054	Demi-produits en pierre naturelle communs (surtout de construction)	502	
111,002	139,280	75,888	12,106	33,071	Briques et tuiles, argile	504	
316,068	247,701	258,612	118,080	34,506	Briques réfractaires et produits similaires	506	
90,313	77,798	64,726	27,823	24,237	Dolomite et magnésite calcinées	508	
59,523	50,669	46,045	13,339	10,989	Matières réfractaires n.d.a.	510	
102,359	129,907	69,010	17,067	26,745	Principaux demi-produits en verre communs	512	
36,932	43,053	33,295	1,806	10,175	Demi-produits en amiante et en amiante-ciment communs	514	
1,674,985	1,695,751	1,541,346	194,382	79,798	Ciment Portland ordinaire	516	
29,559	24,848	38,209	1,481	7,120	Tuyaux en béton	518	
291,914	281,941	259,547	32,769	45,482	Demi-produits en ciment et en béton communs n.d.a.	520	
51,136	68,963	52,300	9,267	2,013	Plâtre	522	
72,111	74,083	70,886	3,316	3,586	Panneaux et revêtements en gypse	524	
1,512	1,418	1,449	152	-	Principaux produits en gypse n.d.a.	526	
682,144	752,109	500,809	107,227	152,819	Chaux ordinaire (éteinte et vive)	528	
301,196	345,848	210,386	108,710	73,848	Demi-produits minéraux non métalliques communs n.d.a.	530	
20,370	42,532	18,490	271	1,797	Demi-produits bitumeux pressés ou moulés	532	
40,535	130,912	37,496	7,857	7,598	Divers demi-produits	534	
65,150,135	62,907,600	40,699,379	13,120,589	23,661,386	Total	(994)	
SECTION V							
Produits finis, non comestibles (charge complète)							
21,651	23,304	18,319	4,841	6,203	Chaudières	536	
62,337	78,433	49,494	2,446	13,046	Machines et turbines	538	
31,892	21,684	27,281	6,172	3,097	Générateurs et moteurs électriques	539	
145,610	137,001	103,041	39,754	22,860	Outillage industriel d'utilisation générale n.d.a.	540	
80,976	75,239	52,911	17,691	25,636	Machines et appareils de levage et de manutention et convoyeurs	542	
120,210	136,820	113,536	12,890	9,208	Machines et outillage de construction et d'entretien	544	
160,464	186,811	140,648	23,487	19,676	Machines industrielles spéciales n.d.a.	546	
190,504	226,019	129,022	29,569	59,562	Machines et outillages agricoles	548	
70,269	93,148	57,256	11,409	11,216	Tracteurs	550	
118,164	86,410	119,941	23,964	15,680	Matériel ferroviaire roulant	552	
1,299,927	1,573,652	661,386	185,945	611,342	Voitures automobiles et châssis	554	
1,328,282	2,582,658	1,225,662	172,574	1,034,347	Moteurs, accessoires et organes de véhicules automobiles	556	
402,987	534,885	270,071	37,661	205,599	Véhicules routiers à moteur n.d.a.	558	
15,368	19,729	12,294	3,152	3,152	Bateaux, aéronefs et véhicules divers n.d.a. (y compris accessoires)	560	
176,596	147,941	133,710	18,975	38,536	Pneus et chambres à air en caoutchouc	562	

Voir renvoi(s) à la fin du tableau.

TABLE 1. Revenue Freight Carried by Railways Within Canada - Summary - Year 1970 - Concluded

No.	Commodity	Loaded onto railway cars in Canada	Loaded onto railway cars in Canada	Received from other railways in Canada	Received from U.S. rail	
		Chargées sur wagon au Canada	Chargées sur wagon au Canada	En provenance d'autres chemins de fer au Canada	En provenance des États-Unis	Destined to U.S. points
					Destined to Canadian points	Destined to U.S. points
					À destination du Canada	À destination des États-Unis
		cars - wagons			tons - tonnes	
SECTION V - Concluded						
End products, inedible (C.L.) - Concluded						
564	Communication and related equipment	1, 122	11, 116	1, 220	1, 990	2, 081
566	Heating equipment	1, 533	23, 826	5, 232	5, 821	6, 781
568	Air-conditioning and refrigeration equipment	4, 218	54, 397	7, 841	8, 894	14, 235
570	Plumbing equipment and fittings	1, 115	13, 844	3, 229	977	683
572	Electric lighting, distribution and control equipment, n.e.s.	998	31, 330	7, 329	1, 453	8, 664
574	Furniture and fixtures	5, 295	69, 731	15, 243	10, 835	41, 072
576	Electric appliances and accessories	5, 302	75, 759	15, 340	23, 971	13, 866
577	Other equipment	968	14, 676	3, 582	2, 314	4, 792
578	Facial tissues and paper handkerchiefs	1, 454	24, 685	1, 948	521	16, 020
579	Apparel and accessories, n.e.s.	110	1, 811	290	153	2, 175
580	Toiletries, cleaning preparations and household chemical specialties...	6, 157	163, 915	30, 316	7, 884	19, 681
582	Paper napkins, towels and toilet paper	6, 549	132, 925	7, 864	6, 268	58, 661
584	Tableware, paper	825	13, 062	12, 087	3, 777	42, 445
586	Kitchen utensils, cutlery and tableware, n.e.s. (exc. silverware).....	91	1, 564	872	546	2, 982
588	Household and personal equipment, n.e.s.	2, 631	41, 982	10, 768	5, 298	30, 426
590	Medicinal and pharmaceutical products and supplies, including ophthalmic goods and orthopaedic appliances.	803	14, 537	3, 600	2, 588	8, 945
592	Printed matter	1, 204	23, 781	1, 591	10, 871	16, 422
594	Stationers' supplies, photographic goods, musical instruments and recreational supplies.	1, 270	23, 779	1, 925	7, 063	14, 747
596	Firearms, weapons and ammunition	763	20, 132	5, 167	4, 179	5, 822
598	Prefabricated buildings and structures	2, 344	32, 415	5, 506	2, 072	1, 487
600	Miscellaneous products, n.e.s.	323	6, 455	4, 977	4, 993	313, 393
602	Metal containers	15, 032	221, 318	17, 379	6, 132	6, 243
604	Glass containers	1, 357	33, 204	5, 469	24, 620	10, 376
606	Bags, paper	1, 543	38, 703	6, 350	3, 990	7, 691
608	Other paper containers	3, 189	46, 762	12, 442	5, 604	13, 096
610	Wooden containers	1, 047	16, 589	3, 823	21, 962	964
612	Shipping and distribution containers and closures, n.e.s. (not C.O.F.C.).	9, 504	122, 644	5, 574	4, 417	12, 266
614	Containers and closures, n.e.s. (not C.O.F.C.)	43	1, 049	832	26	-
616	Paper end products	5, 039	125, 482	28, 272	6, 525	1, 712
618	Plastic end products	1, 523	21, 186	3, 151	4, 982	5, 188
620	Remaining end products	1, 164	25, 292	4, 494	14, 685	18, 556
(995)	Total	208, 953	4, 175, 609	719, 625	1, 988, 002	1, 494, 462
SECTION VI						
Special types of traffic (C.L.)						
622	Shipping containers returned empty (not C.O.F.C.)	19, 416	294, 064	46, 992	16, 904	14, 615
624	Mixed carload freight, n.e.s.	15, 515	332, 358	17, 760	104, 901	117, 606
626	Freight forwarder and shipper association traffic	78, 977	1, 217, 622	183, 971	83, 187	13, 628
628	Piggyback (T.O.F.C.) motor common carrier trailers (Plans I & V)(1) ²	124, 263	2, 332, 643	2, 599	761	2, 091
630	Piggyback (C.O.F.C.) motor common carrier containers (Plans I & V) ²	26, 295	685, 340	10	254	322
632	Piggyback (T.O.F.C.) other trailers (Plans III, IV and open tariff) ²	75	1, 190	40	26, 874	2, 277
634	Piggyback (C.O.F.C.) other containers (Plans III, IV and open tariff) ² ..	-	-	-	-	-
(996)	Total	264, 541	4, 863, 217	251, 372	232, 881	150, 539
(997)	Grand total, carload traffic	3, 765, 161	206, 683, 302	39, 688, 843	13, 610, 730	12, 363, 406
SECTION VII						
Non-carload freight						
640	Non-carload shipments (L.C.L., express etc.)	1, 228, 087	16, 702	11, 789	957
(998)	Grand total, carload and non carload traffic	207, 911, 389	39, 705, 545	13, 622, 519	12, 364, 363

¹ Excludes receipts from other roads in Canada (column 3).

² Excludes railway-owned (Plan II) trailers and containers for which data included under appropriate commodities according to trailer or container contents.

TABLEAU 1. Marchandises payantes transportées par chemin de fer au Canada - sommaire - Année 1970 - fin

Total freight traffic - Total du trafic marchandises		Unloaded from railway cars in Canada - Déchargées du wagon au Canada	Delivered to other railways in Canada - Remises aux autres chemins de fer au Canada	Delivered to U.S. rail - Remises au réseau des États-Unis	Désignation	N°
1970 ¹	1969	tons -- tonnes				
SECTION V - fin						
Produits finis, non comestibles (charge complète) - fin						
15, 187	25, 391	11, 397	1, 293	3, 716	Matériel de communications et matériel connexe	564
36, 428	40, 288	29, 954	4, 578	7, 129	Matériel de chauffage	566
77, 526	95, 166	56, 811	7, 252	21, 305	Matériel de conditionnement de l'air et de réfrigération	568
15, 504	16, 637	14, 292	2, 109	2, 332	Tuyaux de garnitures	570
39, 447	46, 823	31, 786	5, 953	9, 037	Matériel de distribution et de commande d'éclairage électrique n.d.a.	572
121, 638	126, 906	78, 662	13, 281	44, 938	Meubles et agencements fixes	574
113, 596	135, 319	97, 431	12, 335	19, 170	Appareils électriques et accessoires	576
21, 782	21, 743	18, 136	1, 824	5, 404	Autres appareils	577
41, 226	41, 970	23, 893	2, 151	17, 130	Serviettes à démaquiller et mouchoirs en papier	578
4, 139	6, 183	1, 561	607	2, 260	Ornements et accessoires n.d.a.	579
191, 480	193, 097	174, 627	25, 034	22, 134	Produits de nettoyage (pour toilette, vaisselle, etc.)	580
197, 854	194, 110	126, 069	19, 018	60, 632	Napperons et serviettes en papier et papier de toilette	582
59, 284	60, 217	16, 817	10, 030	44, 523	Articles de table en papier	584
5, 092	10, 379	2, 670	61	3, 233	Ustensiles de cuisine, services de table et coutellerie n.d.a. (à l'ex- clusion de l'argenterie)	586
77, 706	86, 479	37, 746	11, 293	39, 436	Articles de ménage n.d.a.	586
26, 070	29, 947	15, 143	3, 425	11, 102	Produits médicaux et pharmaceutiques, y compris produits ophtalmi- ques et appareils orthopédiques	590
51, 074	38, 053	34, 211	1, 150	17, 303	Imprimés	592
45, 589	41, 727	25, 779	1, 731	20, 005	Articles de papeterie et photographiques, instruments de musique et articles d'amusement	594
30, 133	40, 819	14, 808	8, 568	11, 925	Armes à feu, armes et munitions	596
35, 974	33, 581	32, 865	5, 894	2, 720	Bâtiments et ouvrages préfabriqués	598
234, 841	373, 818	12, 786	3, 414	313, 618	Divers produits n.d.a.	600
123, 693	312, 200	226, 408	15, 839	8, 825	Conteneurs métalliques	602
38, 200	64, 515	54, 451	8, 650	10, 567	Conteneurs en verre	604
30, 384	59, 564	41, 745	6, 871	8, 117	Sacs en papier	606
33, 464	64, 388	48, 603	12, 999	16, 304	Autres conteneurs en papier	608
39, 515	42, 090	39, 056	2, 455	1, 826	Conteneurs en bois	610
139, 327	110, 305	127, 509	4, 141	13, 252	Conteneurs et autres emballages et caisses pour les expéditions n.d.a. (autres que rail-route)	612
1, 075	1, 142	1, 660	247	-	Conteneurs et caisses n.d.a. (autres que rail-route)	614
133, 719	107, 655	107, 378	49, 061	5, 552	Produits finis en papier	616
31, 356	43, 808	20, 177	4, 232	10, 097	Produits finis en plastique	618
58, 533	65, 583	37, 729	4, 998	20, 300	Autres produits finis	620
7, 658, 073	8, 453, 637	4, 676, 732	847, 914	2, 853, 052	Total	(995)
SECTION VI						
Transports spéciaux (charge complète)						
325, 583	395, 104	291, 227	55, 882	25, 466	Conteneurs vides retournés à l'expéditeur (autres que rail-route)	622
554, 865	364, 039	443, 646	8, 192	120, 787	Chargements mixtes, n.d.a.	624
1, 314, 437	1, 229, 021	1, 333, 085	148, 585	16, 738	Trafic des maisons d'expédition et des groupements d'expéditeurs	626
2, 335, 495	2, 585, 346	2, 334, 585	750	2, 759	Piggyback-remorques (rail-route) des transporteurs publics (Plans I & V) ²	628
685, 916	206, 786	681, 054	278	4, 594	Piggyback-conteneurs (rail-route) des transporteurs publics (Plans I & V) ²	630
30, 341	37, 986	28, 104	-	2, 277	Piggyback-autres remorques (rail-route) (Plans III, IV et tarif gé- néral) ²	632
-	3	-	-	-	Piggyback-autres conteneurs (rail-route) (Plans III, IV et tarif gé- néral) ²	634
5, 246, 637	4, 818, 285	5, 111, 701	213, 687	172, 621	Total	(996)
232, 657, 438	208, 170, 854	191, 974, 015	41, 524, 419	38, 847, 847	Total du trafic charge complète	(997)
SECTION VII						
Trafic des chargements de détail						
1, 340, 833	1, 475, 105	1, 239, 682	12, 256	5, 597	Expéditions de marchandises de détail (tarifs grande et petite vitesse)	640
233, 898, 271	209, 645, 959	193, 213, 697	41, 536, 675	38, 853, 444	Total, charges complètes et chargements de détail	(998)

¹ Ne comprend pas les recettes provenant d'autres chemins de fer au Canada (rubrique 3).

² Non compris les remorques et conteneurs qui sont la propriété des compagnies ferroviaires (plan 11) et dont le fret a été classé par type de marchandise et non par le contenu de la remorque ou conteneur.

TABLE 2. Revenue Freight Carried by Railways within Canada - Year 1970

No.	Commodity	Class I - Classe I		Class II - Classe II			
		Canadian National - Canadien National	Canadian Pacific - Canadien Pacifique	Algoma Central	Canada Southern (Penn. Central)	Chesapeake and Ohio	Northern Alberta
SECTION I							
Live animals (C.L.)							
002 Cattle							
1	Loaded onto railway cars in Canada	carload	5,439	5,121	-	-	-
2	Loaded onto railway cars in Canada	ton	80,959	74,196	-	-	-
3	Received from other railways in Canada	"	4,821	4,207	-	10	-
Received from U.S. rail:							
4	Destined to Canadian points	"	1,321	73	-	-	-
5	Destined to U.S. points	"	-	-	-	11,928	-
6	Total freight traffic carried ¹	"	87,101	78,476	-	11,938	-
7	Unloaded from railway cars in Canada	"	83,348	68,553	-	10	-
8	Delivered to other railways in Canada	"	3,369	9,923	-	-	-
9	Delivered to U.S. rail connections	"	384	-	-	11,928	-
004 Swine							
10	Loaded onto railway cars in Canada	carload	977	628	-	-	-
11	Loaded onto railway cars in Canada	ton	10,007	7,353	-	-	-
12	Received from other railways in Canada	"	142	717	-	-	-
Received from U.S. rail:							
13	Destined to Canadian points	"	25	135	-	-	-
14	Destined to U.S. points	"	-	-	-	14,059	-
15	Total freight traffic carried ¹	"	10,174	8,205	-	14,059	-
16	Unloaded from railway cars in Canada	"	9,489	3,315	-	-	-
17	Delivered to other railways in Canada	"	573	4,890	-	-	-
18	Delivered to U.S. rail connections	"	112	-	-	14,059	-
006 Horses, Mules and donkeys							
19	Loaded onto railway cars in Canada	carload	130	225	-	-	-
20	Loaded onto railway cars in Canada	ton	1,389	2,683	-	-	30
21	Received from other railways in Canada	"	161	11	-	-	-
Received from U.S. rail:							
22	Destined to Canadian points	"	169	-	-	-	-
23	Destined to U.S. points	"	-	34	-	-	-
24	Total freight traffic carried ¹	"	1,719	2,728	-	-	30
25	Unloaded from railway cars in Canada	"	1,698	2,597	-	-	-
26	Delivered to other railways in Canada	"	21	97	-	-	30
27	Delivered to U.S. rail connections	"	-	34	-	-	-
008 Live animals, n.e.s.							
28	Loaded onto railway cars in Canada	carload	519	233	-	1	-
29	Loaded onto railway cars in Canada	ton	5,962	2,777	-	27	-
30	Received from other railways in Canada	"	3,798	533	-	-	-
Received from U.S. rail:							
31	Destined to Canadian points	"	109	-	-	-	-
32	Destined to U.S. points	"	45	31	-	473	-
33	Total freight traffic carried ¹	"	9,914	3,341	-	500	-
34	Unloaded from railway cars in Canada	"	9,717	3,009	-	-	-
35	Delivered to other railways in Canada	"	152	301	-	27	-
36	Delivered to U.S. rail connections	"	45	31	-	473	-
(991) Total							
37	Loaded onto railway cars in Canada	carload	7,065	6,207	-	1	3
38	Loaded onto railway cars in Canada	ton	98,317	87,009	-	27	30
39	Received from other railways in Canada	"	8,922	5,468	-	10	-
Received from U.S. rail:							
40	Destined to Canadian points	"	1,624	208	-	-	-
41	Destined to U.S. points	"	45	65	-	26,460	-
42	Total freight traffic carried ¹	"	108,908	92,750	-	26,497	30
43	Unloaded from railway cars in Canada	"	104,252	77,474	-	10	21
44	Delivered to other railways in Canada	"	4,115	15,211	-	27	30
45	Delivered to U.S. rail connections	"	541	65	-	26,460	-
SECTION II							
Food, feed, beverages, and tobacco (C.L.)							
010 Meat, fresh or chilled							
46	Loaded onto railway cars in Canada	carload	5,255	6,145	-	-	-
47	Loaded onto railway cars in Canada	ton	88,700	115,869	-	-	-
48	Received from other railways in Canada	"	10,642	351	723	-	-
Received from U.S. rail:							
49	Destined to Canadian points	"	823	154	-	102	-
50	Destined to U.S. points	"	1,094	2,376	-	29,430	317
51	Total freight traffic carried ¹	"	101,259	118,750	723	29,532	317
52	Unloaded from railway cars in Canada	"	72,522	104,031	649	14	-
53	Delivered to other railways in Canada	"	16,575	10,526	74	88	-
54	Delivered to U.S. rail connections	"	12,162	4,194	-	29,430	317

See footnote(s) at end of table.

TABLEAU 2. Marchandises payantes transportées par chemin de fer au Canada - année 1970

Class II - Classe II				Classes III and IV — Classes III et IV	Grand total all railways — Total général tous chemins de fer	Désignation	N°	
Ontario Northland	Pacific Great Eastern	Quebec North Shore and - et Labrador	All other - Tous autres					
SECTION I								
Animaux vivants (charge complète)								
002 Bovins								
2	20	—	—	—	10,582	wagon	Chargées sur wagons au Canada	1
32	254	—	—	—	155,441	tonne	Chargées sur wagons au Canada	2
—	—	—	231	—	9,269	"	En provenance d'autres chemins de fer au Canada	3
—	—	—	50	—	1,444	"	En provenance des États-Unis:	
—	—	—	—	—	11,928	"	A destination du Canada	4
—	—	—	—	—	—	"	A destination des États-Unis	5
32	254	—	281	—	—	"	Total du trafic marchandises transportées ¹	6
—	3	—	281	—	152,195	"	Déchargées du wagon au Canada	7
32	251	—	—	—	13,575	"	Remises aux autres chemins de fer au Canada	8
—	—	—	—	—	12,312	"	Remises au réseau des États-Unis	9
004 Porcs								
—	—	—	—	—	1,605	wagon	Chargées sur wagons au Canada	10
—	—	—	—	—	17,360	tonne	Chargées sur wagons au Canada	11
—	—	—	—	—	859	"	En provenance d'autres chemins de fer au Canada	12
—	—	—	—	—	160	"	En provenance des États-Unis:	
—	—	—	—	—	14,059	"	A destination du Canada	13
—	—	—	—	—	—	"	A destination des États-Unis	14
—	—	—	—	—	—	"	Total du trafic marchandises transportées ¹	15
—	—	—	—	—	12,804	"	Déchargées du wagon au Canada	16
—	—	—	—	—	5,463	"	Remises aux autres chemins de fer au Canada	17
—	—	—	—	—	14,171	"	Remises au réseau des États-Unis	18
006 Chevaux, mulets et ânes								
—	20	—	—	—	380	wagon	Chargées sur wagons au Canada	19
—	205	—	—	—	4,328	tonne	Chargées sur wagons au Canada	20
—	—	—	—	21	193	"	En provenance d'autres chemins de fer au Canada	21
—	—	—	—	—	169	"	En provenance des États-Unis:	
—	—	—	—	—	34	"	A destination du Canada	22
—	—	—	—	—	—	"	A destination des États-Unis	23
—	205	—	—	21	—	"	Total du trafic marchandises transportées ¹	24
—	140	—	—	21	4,477	"	Déchargées du wagon au Canada	25
—	65	—	—	—	213	"	Remises aux autres chemins de fer au Canada	26
—	—	—	—	—	34	"	Remises au réseau des États-Unis	27
008 Animaux vivants, n.d.a.								
—	—	—	—	—	753	wagon	Chargées sur wagons au Canada	28
—	—	—	—	—	8,766	tonne	Chargées sur wagons au Canada	29
—	—	—	—	—	4,331	"	En provenance d'autres chemins de fer au Canada	30
—	—	—	26	—	135	"	En provenance des États-Unis:	
—	—	—	—	—	549	"	A destination du Canada	31
—	—	—	—	—	—	"	A destination des États-Unis	32
—	—	—	26	—	—	"	Total du trafic marchandises transportées ¹	33
—	—	—	26	—	12,752	"	Déchargées du wagon au Canada	34
—	—	—	—	—	480	"	Remises aux autres chemins de fer au Canada	35
—	—	—	—	—	549	"	Remises au réseau des États-Unis	36
(991) Total								
2	40	—	—	—	13,320	wagon	Chargées sur wagons au Canada	37
32	459	—	—	—	185,895	tonne	Chargées sur wagons au Canada	38
—	—	—	231	21	14,652	"	En provenance d'autres chemins de fer au Canada	39
—	—	—	76	—	1,908	"	En provenance des États-Unis:	
—	—	—	—	—	26,570	"	A destination du Canada	40
—	—	—	—	—	—	"	A destination des États-Unis	41
32	459	—	307	21	—	"	Total du trafic marchandises transportées ¹	42
—	143	—	307	21	182,228	"	Déchargées du wagon au Canada	43
32	316	—	—	—	19,731	"	Remises aux autres chemins de fer au Canada	44
—	—	—	—	—	27,066	"	Remises au réseau des États-Unis	45
SECTION II								
Aliments, provendes, boissons et tabac (charge complète)								
010 Viandes fraîches ou réfrigérées								
—	—	—	4	—	11,404	wagon	Chargées sur wagons au Canada	46
7,118	—	—	50	—	204,619	tonne	Chargées sur wagons au Canada	47
—	—	—	147	—	18,981	"	En provenance d'autres chemins de fer au Canada	48
—	—	—	254	—	1,333	"	En provenance des États-Unis:	
—	—	—	—	—	33,254	"	A destination du Canada	49
—	—	—	37	—	—	"	A destination des États-Unis	50
7,118	—	—	488	—	—	"	Total du trafic marchandises transportées ¹	51
6,272	—	—	133	—	183,621	"	Déchargées du wagon au Canada	52
846	—	—	268	—	28,377	"	Remises aux autres chemins de fer au Canada	53
—	—	—	87	—	46,190	"	Remises au réseau des États-Unis	54

Voir renvoi(s) à la fin du tableau.

TABLE 2. Revenue Freight Carried by Railways within Canada - Year 1970 - Continued

No.	Commodity	Class I - Classe I		Class II - Classe II			
		Canadian National - Canadien National	Canadian Pacific - Canadien Pacifique	Algoma Central	Canada Southern (Penn. Central)	Chesapeake and Ohio	Northern Alberta
Food, feed, beverages and tobacco (C.L.) - Continued							
012. Meat, frozen							
1	Loaded onto railway cars in Canada	carload	808	770	-	-	-
2	Loaded onto railway cars in Canada	ton	15,301	26,855	-	-	-
3	Received from other railways in Canada	"	1,630	343	-	102	357
Received from U.S. rail:							
4	Destined to Canadian points	"	-	298	-	-	-
5	Destined to U.S. points	"	158	6,257	-	2,436	2,152
6	Total freight traffic carried ¹	"	17,089	33,753	-	2,538	2,509
7	Unloaded from railway cars in Canada	"	16,153	25,176	-	30	357
8	Delivered to other railways in Canada	"	567	1,032	-	-	-
9	Delivered to U.S. rail connections	"	369	7,545	-	2,508	2,152
014. Meat and meat preparations, n.e.s.							
10	Loaded onto railway cars in Canada	carload	577	261	-	-	-
11	Loaded onto railway cars in Canada	ton	14,033	5,768	-	-	-
12	Received from other railways in Canada	"	1,028	142	-	-	41
Received from U.S. rail:							
13	Destined to Canadian points	"	175	103	-	-	-
14	Destined to U.S. points	"	631	3,447	-	2,061	5,863
15	Total freight traffic carried ¹	"	15,867	9,460	-	2,061	5,863
16	Unloaded from railway cars in Canada	"	15,175	4,363	-	-	41
17	Delivered to other railways in Canada	"	76	171	-	-	41
18	Delivered to U.S. rail connections	"	616	4,926	-	2,061	5,863
016. Fish and Marine animals							
19	Loaded onto railway cars in Canada	carload	2,369	718	-	1	1
20	Loaded onto railway cars in Canada	ton	48,977	21,765	-	15	41
21	Received from other railways in Canada	"	1,499	4,187	-	871	-
Received from U.S. rail:							
22	Destined to Canadian points	"	311	1,253	-	57	-
23	Destined to U.S. points	"	3,197	3,852	-	732	3,490
24	Total freight traffic carried ¹	"	53,984	31,057	-	1,675	3,531
25	Unloaded from railway cars in Canada	"	47,533	17,289	-	15	-
26	Delivered to other railways in Canada	"	3,195	5,335	-	72	41
27	Delivered to U.S. rail connections	"	3,256	8,433	-	1,588	3,490
018. Butter							
28	Loaded onto railway cars in Canada	carload	294	29	-	1	-
29	Loaded onto railway cars in Canada	ton	6,008	1,046	-	70	-
30	Received from other railways in Canada	"	-	41	-	-	-
Received from U.S. rail:							
31	Destined to Canadian points	"	351	-	-	-	-
32	Destined to U.S. points	"	301	458	-	3,149	3,968
33	Total freight traffic carried ¹	"	6,660	1,545	-	3,219	3,968
34	Unloaded from railway cars in Canada	"	4,860	1,087	-	-	-
35	Delivered to other railways in Canada	"	28	-	-	70	-
36	Delivered to U.S. rail connections	"	1,772	458	-	3,149	3,968
020. cheese							
37	Loaded onto railway cars in Canada	carload	187	19	-	-	-
38	Loaded onto railway cars in Canada	ton	5,693	543	-	-	-
39	Received from other railways in Canada	"	-	53	-	38	-
Received from U.S. rail:							
40	Destined to Canadian points	"	-	59	-	-	-
41	Destined to U.S. points	"	25	6,952	-	3,823	8,373
42	Total freight traffic carried ¹	"	5,718	7,607	-	3,861	8,373
43	Unloaded from railway cars in Canada	"	5,290	578	-	-	-
44	Delivered to other railways in Canada	"	-	1,045	-	-	-
45	Delivered to U.S. rail connections	"	428	5,984	-	3,861	8,373
022. Dairy produce, n.e.s., eggs and honey							
46	Loaded onto railway cars in Canada	carload	3,506	772	-	1	1
47	Loaded onto railway cars in Canada	ton	106,983	23,664	-	40	38
48	Received from other railways in Canada	"	3,304	2,724	-	543	-
Received from U.S. rail:							
49	Destined to Canadian points	"	10,118	764	-	622	72
50	Destined to U.S. points	"	439	7,160	-	5,068	16,149
51	Total freight traffic carried ¹	"	120,844	34,312	-	6,273	16,221
52	Unloaded from railway cars in Canada	"	110,968	20,122	-	-	72
53	Delivered to other railways in Canada	"	5,532	4,816	-	622	-
54	Delivered to U.S. rail connections	"	4,344	9,374	-	5,651	16,149

See footnote(s) at end of table.

TABLEAU 2. Marchandises payantes transportées par chemin de fer au Canada - année 1970 - suite

Class II - Classe II				Classes III and IV - Classes III et IV	Grand total all railways - Total général tous chemins de fer	Désignation	N°	
Ontario Northland	Pacific Great Eastern	Quebec North Shore and - et Labrador	All other - Tous autres					
Aliments, provendes, boissons et tabac (charge complète) - suite								
012. Viandes congelées								
-	-	-	31	-	1,609	wagon	Chargées sur wagons au Canada	1
-	-	-	778	-	42,934	tonne	Chargées sur wagons au Canada	2
414	-	-	658	-	3,504	"	En provenance d'autres chemins de fer au Canada	3
-	-	-	817	-	1,115	"	En provenance des États-Unis:	
-	-	-	-	-	-	"	A destination du Canada	4
-	-	-	360	-	11,363	"	A destination des États-Unis	5
414	-	-	2,613	-	-	"	Total du trafic marchandises transportées¹	6
414	-	-	765	-	42,895	"	Déchargées du wagon au Canada	7
-	-	-	482	-	2,081	"	Remises aux autres chemins de fer au Canada	8
-	-	-	1,366	-	13,940	"	Remises au réseau des États-Unis	9
014. Viandes et préparations de viandes n.d.a.								
-	-	-	1	-	839	wagon	Chargées sur wagons au Canada	10
-	-	-	33	-	19,834	tonne	Chargées sur wagons au Canada	11
-	-	-	-	-	1,211	"	En provenance d'autres chemins de fer au Canada	12
-	-	-	346	-	624	"	En provenance des États-Unis:	
-	-	-	-	-	-	"	A destination du Canada	13
-	-	-	224	-	12,226	"	A destination des États-Unis	14
-	-	-	603	-	-	"	Total du trafic marchandises transportées¹	15
-	-	-	288	-	19,826	"	Déchargées du wagon au Canada	16
-	-	-	91	-	379	"	Remises aux autres chemins de fer au Canada	17
-	-	-	224	-	13,690	"	Remises au réseau des États-Unis	18
016. Poissons et fruits de mer								
-	-	-	35	-	3,137	wagon	Chargées sur wagons au Canada	19
-	-	-	2,005	-	73,178	tonne	Chargées sur wagons au Canada	20
-	-	-	11,075	16	17,648	"	En provenance d'autres chemins de fer au Canada	21
-	-	-	669	-	2,290	"	En provenance des États-Unis:	
-	-	-	-	-	-	"	A destination du Canada	22
-	-	-	-	-	11,271	"	A destination des États-Unis	23
-	-	-	13,749	16	-	"	Total du trafic marchandises transportées¹	24
-	-	-	1,394	16	66,247	"	Déchargées du wagon au Canada	25
-	-	-	7,194	-	16,212	"	Remises aux autres chemins de fer au Canada	26
-	-	-	5,161	-	21,928	"	Remises au réseau des États-Unis	27
018. Beurre								
-	-	-	-	-	324	wagon	Chargées sur wagons au Canada	28
-	-	-	-	-	7,124	tonne	Chargées sur wagons au Canada	29
-	-	-	70	-	111	"	En provenance d'autres chemins de fer au Canada	30
-	-	-	258	-	609	"	En provenance des États-Unis:	
-	-	-	299	-	8,175	"	A destination du Canada	31
-	-	-	627	-	-	"	A destination des États-Unis	32
-	-	-	328	-	-	"	Total du trafic marchandises transportées¹	33
-	-	-	-	-	6,275	"	Déchargées du wagon au Canada	34
-	-	-	-	-	98	"	Remises aux autres chemins de fer au Canada	35
-	-	-	299	-	9,646	"	Remises au réseau des États-Unis	36
020. Fromagea								
-	-	-	4	-	210	wagon	Chargées sur wagons au Canada	37
-	-	-	213	-	6,449	tonne	Chargées sur wagons au Canada	38
-	-	-	271	-	362	"	En provenance d'autres chemins de fer au Canada	39
-	-	-	137	-	196	"	En provenance des États-Unis:	
-	-	-	-	-	-	"	A destination du Canada	40
-	-	-	509	-	19,682	"	A destination des États-Unis	41
-	-	-	1,130	-	-	"	Total du trafic marchandises transportées¹	42
-	-	-	88	-	5,956	"	Déchargées du wagon au Canada	43
-	-	-	190	-	1,235	"	Remises aux autres chemins de fer au Canada	44
-	-	-	852	-	19,498	"	Remises au réseau des États-Unis	45
022. Produits laitiers n.d.a., oeufs et miel								
4	-	-	131	-	4,415	wagon	Chargées sur wagons au Canada	46
124	-	-	3,587	-	134,436	tonne	Chargées sur wagons au Canada	47
1,434	-	-	5,934	-	14,359	"	En provenance d'autres chemins de fer au Canada	48
-	-	-	1,237	-	12,813	"	En provenance des États-Unis:	
-	-	-	-	-	-	"	A destination du Canada	49
-	-	-	918	-	29,734	"	A destination des États-Unis	50
1,558	-	-	11,676	-	-	"	Total du trafic marchandises transportées¹	51
1,315	-	-	3,679	-	136,428	"	Déchargées du wagon au Canada	52
243	-	-	6,005	-	17,404	"	Remises aux autres chemins de fer au Canada	53
-	-	-	1,992	-	37,510	"	Remises au réseau des États-Unis	54

Voir renvoi(s) à la fin du tableau.

TABLE 2. Revenue Freight Carried by Railways within Canada - Year 1970 - Continued

No.	Commodity	Class I - Classe I		Class II - Classe II				
		Canadian National - Canadien National	Canadian Pacific - Canadien Pacifique	Algoma Central	Canada Southern (Penn. Central)	Chesapeake and Ohio	Northern Alberta	
Food, feed, beverages and tobacco (C.L.) - Continued								
024. Barley								
1	Loaded onto railway cars in Canada	carload	45,911	46,770	-	8	64	8,577
2	Loaded onto railway cars in Canada	ton	2,472,750	2,686,065	-	445	3,302	469,534
3	Received from other railways in Canada	"	185,766	261,475	330	225	-	24,040
Received from U.S. rail:								
4	Destined to Canadian points	"	26,817	274	-	-	347	-
5	Destined to U.S. points	"	6,338	4,087	-	987	26,593	-
6	Total freight traffic carried ¹	"	2,691,671	2,951,901	330	1,657	30,242	493,574
7	Unloaded from railway cars in Canada	"	2,672,643	2,941,971	330	-	3,302	69
8	Delivered to other railways in Canada	"	12,652	5,639	-	445	347	493,505
9	Delivered to U.S. rail connections	"	6,376	4,291	-	1,212	26,593	-
026. Corn								
10	Loaded onto railway cars in Canada	carload	2,397	983	-	523	1,698	-
11	Loaded onto railway cars in Canada	ton	146,112	52,313	-	31,226	108,148	-
12	Received from other railways in Canada	"	8,687	50,970	-	334	-	-
Received from U.S. rail:								
13	Destined to Canadian points	"	180,676	43,918	-	4,001	2,075	-
14	Destined to U.S. points	"	50,066	62,249	-	2,222	140,387	-
15	Total freight traffic carried ¹	"	385,541	209,450	-	37,783	250,610	-
16	Unloaded from railway cars in Canada	"	327,042	140,676	-	1,756	15,125	-
17	Delivered to other railways in Canada	"	7,900	3,818	-	31,594	94,855	-
18	Delivered to U.S. rail connections	"	50,599	64,956	-	4,433	140,630	-
028. Oats								
19	Loaded onto railway cars in Canada	carload	9,767	6,839	-	-	34	314
20	Loaded onto railway cars in Canada	ton	478,466	339,914	-	-	1,030	32,311
21	Received from other railways in Canada	"	21,168	37,015	526	2,340	43	835
Received from U.S. rail:								
22	Destined to Canadian points	"	11,331	266	-	241	167	-
23	Destined to U.S. points	"	2,970	14,575	-	1,748	30,251	-
24	Total freight traffic carried ¹	"	513,935	391,770	526	4,329	31,491	33,376
25	Unloaded from railway cars in Canada	"	471,843	353,244	457	141	144	56
26	Delivered to other railways in Canada	"	13,821	15,797	69	241	167	33,236
27	Delivered to U.S. rail connections	"	28,271	22,729	-	3,947	31,180	-
030. Rice								
28	Loaded onto railway cars in Canada	carload	62	332	-	-	-	-
29	Loaded onto railway cars in Canada	ton	2,375	16,310	-	-	-	-
30	Received from other railways in Canada	"	135	656	-	-	-	-
Received from U.S. rail:								
31	Destined to Canadian points	"	14,256	13,292	-	40	5,936	-
32	Destined to U.S. points	"	-	-	-	1,209	103	-
33	Total freight traffic carried ¹	"	16,766	30,258	-	1,249	6,039	-
34	Unloaded from railway cars in Canada	"	15,950	30,224	-	40	5,936	-
35	Delivered to other railways in Canada	"	509	35	-	-	-	-
36	Delivered to U.S. rail connections	"	307	-	-	1,209	103	-
032. Rye								
37	Loaded onto railway cars in Canada	carload	2,076	2,549	-	2	24	45
38	Loaded onto railway cars in Canada	ton	112,215	146,905	-	121	1,450	2,537
39	Received from other railways in Canada	"	1,188	908	-	29	-	460
Received from U.S. rail:								
40	Destined to Canadian points	"	281	80	-	-	-	-
41	Destined to U.S. points	"	1,543	681	-	270	3,274	-
42	Total freight traffic carried ¹	"	115,227	148,574	-	420	4,724	2,997
43	Unloaded from railway cars in Canada	"	113,541	147,863	-	-	1,450	61
44	Delivered to other railways in Canada	"	184	30	-	-	-	2,936
45	Delivered to U.S. rail connections	"	1,502	681	-	420	3,274	-
034. Wheat								
46	Loaded onto railway cars in Canada	carload	109,601	149,415	-	365	892	4,804
47	Loaded onto railway cars in Canada	ton	6,066,736	9,021,697	-	22,138	60,614	280,525
48	Received from other railways in Canada	"	157,897	175,800	365	1,001	-	38,334
Received from U.S. rail:								
49	Destined to Canadian points	"	43,747	49	-	-	100	-
50	Destined to U.S. points	"	4,056	2,655	-	7,388	20,181	-
51	Total freight traffic carried ¹	"	6,272,436	9,200,201	365	30,527	80,895	318,639
52	Unloaded from railway cars in Canada	"	6,237,982	9,179,789	255	8,699	39,760	3
53	Delivered to other railways in Canada	"	22,245	16,671	110	14,440	20,954	318,636
54	Delivered to U.S. rail connections	"	12,209	3,743	-	7,388	20,181	-

See footnote(s) at end of table.

TABLEAU 2. Marchandises payantes transportées par chemin de fer au Canada - année 1970 - suite

Ontario Northland	Class II - Classe II			Classes III and IV - Classes III et IV	Grand total all railways - Total général tous chemins de fer	Désignation	N°
	Pacific Great Eastern	Quebec North Shore and - et Labrador	All other - Tous autres				
						Aliments, provendes, boissons et tabac (charge complète) - suite	
						024. Orge	
-	1,816	-	-	-	103,146	wagon	Chargées sur wagons au Canada
-	100,379	-	-	-	5,732,475	tonne	Chargées sur wagons au Canada
427	-	-	51,641	-	523,904	"	En provenance d'autres chemins de fer au Canada
-	-	-	621	-	28,059	"	En provenance des États-Unis:
-	-	-	449	-	38,454	"	A destination du Canada
427	100,379	-	52,711	-	...	"	A destination des États-Unis
427	26,044	-	51,770	-	5,696,556	"	Total du trafic marchandises transportées ¹
-	74,335	-	446	-	587,369	"	Déchargées du wagon au Canada
-	-	-	495	-	38,967	"	Remises aux autres chemins de fer au Canada
						"	Remises au réseau des États-Unis
						026. Maïs	
-	4	-	1	-	5,606	wagon	Chargées sur wagons au Canada
-	155	-	54	-	338,008	tonne	Chargées sur wagons au Canada
-	270	-	4,010	-	64,271	"	En provenance d'autres chemins de fer au Canada
-	-	-	-	-	-	"	En provenance des États-Unis:
-	90	-	44,473	-	275,233	"	A destination du Canada
-	-	-	15,444	-	270,368	"	A destination des États-Unis
-	515	-	63,981	-	...	"	Total du trafic marchandises transportées ¹
-	515	-	40,737	-	525,851	"	Déchargées du wagon au Canada
-	-	-	7,547	-	145,714	"	Remises aux autres chemins de fer au Canada
-	-	-	15,697	-	276,315	"	Remises au réseau des États-Unis
						028. Avoine	
-	534	-	1	-	17,789	wagon	Chargées sur wagons au Canada
-	26,407	-	52	-	878,480	tonne	Chargées sur wagons au Canada
748	34	-	17,307	-	79,846	"	En provenance d'autres chemins de fer au Canada
-	-	-	290	-	12,295	"	En provenance des États-Unis:
-	-	-	341	-	49,885	"	A destination du Canada
748	26,441	-	17,990	-	...	"	A destination des États-Unis
748	5,022	-	14,196	-	845,845	"	Total du trafic marchandises transportées ¹
-	21,419	-	3,739	-	88,479	"	Déchargées du wagon au Canada
-	-	-	55	-	86,182	"	Remises aux autres chemins de fer au Canada
						"	Remises au réseau des États-Unis
						030. Riz	
-	17	-	-	-	411	wagon	Chargées sur wagons au Canada
-	924	-	-	-	19,609	tonne	Chargées sur wagons au Canada
-	-	-	176	-	967	"	En provenance d'autres chemins de fer au Canada
-	-	-	-	-	-	"	En provenance des États-Unis:
-	-	-	16,937	-	50,461	"	A destination du Canada
-	-	-	-	-	1,312	"	A destination des États-Unis
-	924	-	17,113	-	...	"	Total du trafic marchandises transportées ¹
-	880	-	15,609	-	68,639	"	Déchargées du wagon au Canada
-	44	-	1,504	-	2,092	"	Remises aux autres chemins de fer au Canada
-	-	-	-	-	1,619	"	Remises au réseau des États-Unis
						032. Seigle	
-	1	-	1	-	4,696	wagon	Chargées sur wagons au Canada
-	47	-	58	-	263,333	tonne	Chargées sur wagons au Canada
-	-	-	-	-	2,585	"	En provenance d'autres chemins de fer au Canada
-	-	-	154	-	515	"	En provenance des États-Unis:
-	-	-	-	-	5,768	"	A destination du Canada
-	47	-	212	-	...	"	A destination des États-Unis
-	47	-	154	-	263,116	"	Total du trafic marchandises transportées ¹
-	-	-	-	-	3,150	"	Déchargées du wagon au Canada
-	-	-	58	-	5,935	"	Remises aux autres chemins de fer au Canada
						"	Remises au réseau des États-Unis
						034. Blé	
-	1,876	-	367	-	267,320	wagon	Chargées sur wagons au Canada
-	111,394	-	21,314	-	15,584,418	tonne	Chargées sur wagons au Canada
1,348	30	-	83,937	-	458,482	"	En provenance d'autres chemins de fer au Canada
-	-	-	349	-	44,245	"	En provenance des États-Unis:
-	-	-	850	-	5,768	"	A destination du Canada
1,348	111,424	-	106,450	-	...	"	A destination des États-Unis
1,348	22,678	-	84,035	-	15,574,549	"	Total du trafic marchandises transportées ¹
-	88,746	-	21,554	-	503,346	"	Déchargées du wagon au Canada
-	-	-	861	-	44,382	"	Remises aux autres chemins de fer au Canada
						"	Remises au réseau des États-Unis

Voir renvoi(s) à la fin du tableau.

TABLE 2. Revenue Freight Carried by Railways within Canada - Year 1970 - Continued

No.	Commodity	Class I - Classe I		Class II - Classe II				
		Canadian National - Canadien National	Canadian Pacific - Canadien Pacifique	Algoma Central	Canada Southern (Penn. Central)	Chesapeake and Ohio	Northern Alberta	
Food, feed, beverages and tobacco (C.L.) - Continued								
036. Cereals unmilled, n.e.s.								
1	Loaded onto railway cars in Canada	carload	700	853	-	-	-	4
2	Loaded onto railway cars in Canada	ton	35,723	45,821	-	-	-	171
3	Received from other railways in Canada	"	3,852	2,464	55	30	-	43
Received from U.S. rail:								
4	Destined to Canadian points	"	1,634	955	-	31	100	-
5	Destined to U.S. points	"	1,284	225	-	7,456	634	-
6	Total freight traffic carried ¹	"	42,493	49,465	55	7,517	734	214
7	Unloaded from railway cars in Canada	"	40,118	47,908	-	31	100	73
8	Delivered to other railways in Canada	"	952	1,332	55	-	-	141
9	Delivered to U.S. rail connections	"	1,423	225	-	7,486	634	-
038. Corn meal and flour								
10	Loaded onto railway cars in Canada	carload	133	64	-	-	-	-
11	Loaded onto railway cars in Canada	ton	3,744	2,237	-	-	-	-
12	Received from other railways in Canada	"	1,967	2,422	-	-	-	45
Received from U.S. rail:								
13	Destined to Canadian points	"	2,197	11,671	-	445	-	-
14	Destined to U.S. points	"	10,901	507	-	1,873	10,775	-
15	Total freight traffic carried ¹	"	18,809	16,837	-	2,318	10,775	45
16	Unloaded from railway cars in Canada	"	7,499	16,179	-	150	-	-
17	Delivered to other railways in Canada	"	153	151	-	295	-	45
18	Delivered to U.S. rail connections	"	11,157	507	-	1,873	10,775	-
040. Corn starch								
19	Loaded onto railway cars in Canada	carload	463	108	-	-	-	-
20	Loaded onto railway cars in Canada	ton	17,046	4,204	-	-	-	-
21	Received from other railways in Canada	"	272	723	-	-	-	-
Received from U.S. rail:								
22	Destined to Canadian points	"	1,687	2,109	-	463	-	-
23	Destined to U.S. points	"	1,446	12,069	-	10,224	27,079	-
24	Total freight traffic carried ¹	"	20,451	19,105	-	10,687	27,079	-
25	Unloaded from railway cars in Canada	"	6,725	6,995	-	236	-	-
26	Delivered to other railways in Canada	"	351	41	-	227	-	-
27	Delivered to U.S. rail connections	"	13,375	12,069	-	10,224	27,079	-
042. Malt and malt flour								
28	Loaded onto railway cars in Canada	carload	2,079	3,050	-	-	-	-
29	Loaded onto railway cars in Canada	ton	94,665	140,424	-	-	-	-
30	Received from other railways in Canada	"	22,698	-	480	1,050	-	-
Received from U.S. rail:								
31	Destined to Canadian points	"	1,256	75	-	-	-	-
32	Destined to U.S. points	"	853	835	-	3,911	106,516	-
33	Total freight traffic carried ¹	"	119,472	141,334	480	4,961	106,516	-
34	Unloaded from railway cars in Canada	"	84,664	117,331	480	1,050	-	-
35	Delivered to other railways in Canada	"	1,167	19,390	-	-	-	-
36	Delivered to U.S. rail connections	"	33,641	4,614	-	3,911	106,516	-
044. Wheat flour								
37	Loaded onto railway cars in Canada	carload	10,103	9,733	-	-	233	-
38	Loaded onto railway cars in Canada	ton	347,709	401,083	-	-	8,809	-
39	Received from other railways in Canada	"	39,150	73,681	220	4,870	-	2,003
Received from U.S. rail:								
40	Destined to Canadian points	"	47,718	1,438	-	3,358	16	-
41	Destined to U.S. points	"	25,575	38,184	-	24,823	137,386	-
42	Total freight traffic carried ¹	"	460,150	514,386	220	33,051	146,211	2,003
43	Unloaded from railway cars in Canada	"	411,014	403,257	40	-	-	1,508
44	Delivered to other railways in Canada	"	9,669	64,496	180	3,358	8,825	495
45	Delivered to U.S. rail connections	"	39,467	46,633	-	29,693	137,386	-
046. Cereals milled, n.e.s.								
46	Loaded onto railway cars in Canada	carload	2,422	1,622	-	-	-	-
47	Loaded onto railway cars in Canada	ton	78,878	51,172	-	-	-	-
48	Received from other railways in Canada	"	4,233	2,751	55	185	-	1,914
Received from U.S. rail:								
49	Destined to Canadian points	"	3,784	4,197	-	915	33	-
50	Destined to U.S. points	"	1,237	4,272	-	7,246	38,721	-
51	Total freight traffic carried ¹	"	88,132	62,392	55	8,346	38,754	1,914
52	Unloaded from railway cars in Canada	"	78,400	39,438	-	-	-	1,865
53	Delivered to other railways in Canada	"	3,196	7,634	55	915	33	49
54	Delivered to U.S. rail connections	"	6,536	15,320	-	7,431	38,721	-

See footnote(s) at end of table.

TABLEAU 2. Marchandises payantes transportées par chemin de fer au Canada - année 1970 - suite

Ontario Northland	Class II - Classe II			Classes III and IV - Classes III et IV	Grand total all railways - Total général tous chemins de fer	Désignation	N°
	Pacific Great Eastern	Quebec North Shore and - et Labrador	All other - Tous autres				
						Aliments, provendes, boissons et tabac (charge complète) - suite	
						036. Céréales non moulues n.d.a.	
-	35	-	-	-	1,592	wagon Chargées sur wagons au Canada	1
-	1,365	-	-	-	83,080	tonne Chargées sur wagons au Canada	2
-	823	-	508	-	7,775	" En provenance d'autres chemins de fer au Canada	3
-	-	-	9,479	-	12,199	" En provenance des États-Unis:	
-	-	-	-	-	9,599	" A destination du Canada	4
-	2,188	-	9,987	-	...	" A destination des États-Unis	5
-	2,070	-	7,571	-	97,871	" Total du trafic marchandises transportées ¹	6
-	118	-	2,386	-	4,984	" Déchargées du wagon au Canada	7
-	-	-	30	-	9,798	" Remises aux autres chemins de fer au Canada	8
						" Remises au réseau des États-Unis	9
						038. Farines de maïs	
-	-	-	-	-	197	wagon Chargées sur wagons au Canada	10
122	-	-	131	-	5,981	tonne Chargées sur wagons au Canada	11
-	-	-	9,488	-	4,687	" En provenance d'autres chemins de fer au Canada	12
-	-	-	108	-	23,801	" En provenance des États-Unis:	
122	-	-	9,727	-	24,164	" A destination du Canada	13
122	-	-	3,406	-	...	" A destination des États-Unis	14
-	-	-	6,213	-	27,356	" Total du trafic marchandises transportées ¹	15
-	-	-	108	-	6,857	" Déchargées du wagon au Canada	16
					24,420	" Remises aux autres chemins de fer au Canada	17
						" Remises au réseau des États-Unis	18
						040. Fécule de maïs	
-	-	-	1	-	572	wagon Chargées sur wagons au Canada	19
-	-	-	26	-	21,276	tonne Chargées sur wagons au Canada	20
-	141	-	362	-	1,498	" En provenance d'autres chemins de fer au Canada	21
-	-	-	5,630	-	9,889	" En provenance des États-Unis:	
-	-	-	643	1,632	53,093	" A destination du Canada	22
-	141	-	6,661	1,632	...	" A destination des États-Unis	23
-	141	-	6,679	-	14,776	" Total du trafic marchandises transportées ¹	24
-	-	-	5,313	-	5,932	" Déchargées du wagon au Canada	25
-	-	-	669	1,632	65,048	" Remises aux autres chemins de fer au Canada	26
						" Remises au réseau des États-Unis	27
						042. Malt et farine de malt	
-	-	-	21	-	5,150	wagon Chargées sur wagons au Canada	28
-	-	-	1,064	-	236,153	tonne Chargées sur wagons au Canada	29
400	-	-	6,923	-	31,551	" En provenance d'autres chemins de fer au Canada	30
-	-	-	737	-	2,068	" En provenance des États-Unis:	
-	-	-	712	-	112,827	" A destination du Canada	31
400	-	-	9,436	-	...	" A destination des États-Unis	32
400	-	-	445	-	204,370	" Total du trafic marchandises transportées ¹	33
-	-	-	737	-	21,294	" Déchargées du wagon au Canada	34
-	-	-	8,254	-	156,936	" Remises aux autres chemins de fer au Canada	35
						" Remises au réseau des États-Unis	36
						044. Farine de blé	
-	-	15	1,578	-	21,662	wagon Chargées sur wagons au Canada	37
-	-	270	66,060	-	823,931	tonne Chargées sur wagons au Canada	38
3,108	95	-	24,472	37	147,636	" En provenance d'autres chemins de fer au Canada	39
-	-	-	2,219	-	54,747	" En provenance des États-Unis:	
-	-	-	11,246	-	237,214	" A destination du Canada	40
3,108	95	270	103,997	37	...	" A destination des États-Unis	41
3,008	95	270	21,379	37	840,608	" Total du trafic marchandises transportées ¹	42
100	-	-	73,447	-	160,570	" Déchargées du wagon au Canada	43
-	-	-	9,171	-	262,350	" Remises aux autres chemins de fer au Canada	44
						" Remises au réseau des États-Unis	45
						046. Céréales moulues n.d.a.	
-	337	-	8	-	4,389	wagon Chargées sur wagons au Canada	46
-	8,542	-	375	-	138,967	tonne Chargées sur wagons au Canada	47
1,536	2,047	-	9,573	-	22,294	" En provenance d'autres chemins de fer au Canada	48
-	-	-	3,819	-	12,877	" En provenance des États-Unis:	
-	129	-	2,310	-	53,786	" A destination du Canada	49
1,536	10,718	-	16,077	-	...	" A destination des États-Unis	50
1,536	8,445	-	7,075	-	136,759	" Total du trafic marchandises transportées ¹	51
-	2,249	-	5,517	-	19,648	" Déchargées du wagon au Canada	52
-	24	-	3,485	-	71,517	" Remises aux autres chemins de fer au Canada	53
						" Remises au réseau des États-Unis	54

Voir renvoi(s) à la fin du tableau.

TABLE 2. Revenue Freight Carried by Railways within Canada - Year 1970 - Continued

No.	Commodity	Class I - Classe I		Class II - Classe II			
		Canadian National - Canadien National	Canadian Pacific - Canadien Pacifique	Algoma Central	Canada Southern (Penn. Central)	Chesapeake and Ohio	Northern Alberta
Food, feed, beverages and tobacco (C.L.) - Continued							
048. Bakery products							
1	Loaded onto railway cars in Canada	carload	3,435	2,135	-	-	-
2	Loaded onto railway cars in Canada	ton	67,179	36,561	-	-	-
3	Received from other railways in Canada	"	5,353	464	-	-	24
Received from U.S. rail:							
4	Destined to Canadian points	"	293	872	-	216	-
5	Destined to U.S. points	"	308	136	-	446	1,808
6	Total freight traffic carried ¹	"	73,133	38,033	-	662	1,808
7	Unloaded from railway cars in Canada	"	69,077	31,342	-	-	24
8	Delivered to other railways in Canada	"	238	6,535	-	216	24
9	Delivered to U.S. rail connections	"	3,818	156	-	446	1,808
050. Cereal products							
10	Loaded onto railway cars in Canada	carload	4,495	2,294	-	499	-
11	Loaded onto railway cars in Canada	ton	89,319	44,245	-	6,476	-
12	Received from other railways in Canada	"	1,292	6,909	-	57	-
Received from U.S. rail:							
13	Destined to Canadian points	"	77,373	1,127	-	2,132	-
14	Destined to U.S. points	"	11,751	4,832	-	18,552	5,503
15	Total freight traffic carried ¹	"	179,735	57,113	-	27,217	5,503
16	Unloaded from railway cars in Canada	"	81,661	44,058	-	20	267
17	Delivered to other railways in Canada	"	3,869	7,589	-	8,578	239
18	Delivered to U.S. rail connections	"	94,205	5,465	-	18,619	5,503
052. Farinaceous substances and flour, n.e.s. for use as food							
19	Loaded onto railway cars in Canada	carload	212	158	-	-	-
20	Loaded onto railway cars in Canada	ton	7,232	5,999	-	-	-
21	Received from other railways in Canada	"	942	373	38	18	-
Received from U.S. rail:							
22	Destined to Canadian points	"	7,818	4,400	-	177	46
23	Destined to U.S. points	"	1,137	11,302	-	1,056	1,732
24	Total freight traffic carried ¹	"	17,129	22,074	38	1,251	1,778
25	Unloaded from railway cars in Canada	"	15,493	8,893	-	103	46
26	Delivered to other railways in Canada	"	124	968	38	74	-
27	Delivered to U.S. rail connections	"	1,512	12,213	-	1,074	1,732
054. Apples							
28	Loaded onto railway cars in Canada	carload	1,474	1,332	-	-	2
29	Loaded onto railway cars in Canada	ton	27,433	27,022	-	-	36
30	Received from other railways in Canada	"	3,509	817	-	-	-
Received from U.S. rail:							
31	Destined to Canadian points	"	884	2,530	-	-	-
32	Destined to U.S. points	"	-	70	-	9,594	52
33	Total freight traffic carried ¹	"	31,826	30,439	-	9,594	88
34	Unloaded from railway cars in Canada	"	27,139	20,089	-	-	94
35	Delivered to other railways in Canada	"	3,090	3,627	-	-	36
36	Delivered to U.S. rail connections	"	1,597	6,723	-	9,594	52
056. Bananas							
37	Loaded onto railway cars in Canada	carload	4	25	-	-	-
38	Loaded onto railway cars in Canada	ton	141	420	-	-	-
39	Received from other railways in Canada	"	-	4,673	-	-	-
Received from U.S. rail:							
40	Destined to Canadian points	"	1,624	1,974	-	38	-
41	Destined to U.S. points	"	-	-	-	692	193
42	Total freight traffic carried ¹	"	1,765	7,067	-	730	193
43	Unloaded from railway cars in Canada	"	1,765	7,067	-	38	-
44	Delivered to other railways in Canada	"	-	-	-	-	-
45	Delivered to U.S. rail connections	"	-	-	-	692	193
058. Oranges							
46	Loaded onto railway cars in Canada	carload	445	365	-	-	-
47	Loaded onto railway cars in Canada	ton	9,055	7,911	-	-	-
48	Received from other railways in Canada	"	517	3,177	44	-	60
Received from U.S. rail:							
49	Destined to Canadian points	"	115,601	48,111	-	180	684
50	Destined to U.S. points	"	105	3,258	-	22,174	128
51	Total freight traffic carried ¹	"	125,278	62,457	44	22,354	812
52	Unloaded from railway cars in Canada	"	124,312	58,028	-	-	664
53	Delivered to other railways in Canada	"	807	1,171	44	180	20
54	Delivered to U.S. rail connections	"	159	3,258	-	22,174	128

See footnote(s) at end of table.

TABLEAU 2. Marchandises payantes transportées par chemin de fer au Canada - année 1970 - suite

Ontario Northland	Class II - Classe II			Classes III and IV - Classes III et IV	Grand total all railways - Total général tous chemins de fer	Désignation	N°
	Pacific Great Eastern	Quebec North Shore and - et Labrador	All other - Tous autres				
						Aliments, provendes, boissons et tabac (charge complète) - suite	
						048. Produits de boulangerie	
			48		5,618	wagon Chargées sur wagons au Canada	1
			1,988		105,728	tonne Chargées sur wagons au Canada	2
			9,672		15,513	" En provenance d'autres chemins de fer au Canada	3
						En provenance des États-Unis:	
			955		2,336	" À destination du Canada	4
			343		3,041	" À destination des États-Unis	5
			12,958			" Total du trafic marchandises transportées ¹	6
			7,167		107,586	" Déchargées du wagon au Canada	7
			5,422		12,435	" Remises aux autres chemins de fer au Canada	8
			369		6,597	" Remises au réseau des États-Unis	9
						050. Produits à base de céréales	
	2		2		7,293	wagon Chargées sur wagons au Canada	10
	80		43		140,175	tonne Chargées sur wagons au Canada	11
1,721	166		14,315		24,715	" En provenance d'autres chemins de fer au Canada	12
						En provenance des États-Unis:	
			497		81,129	" À destination du Canada	13
			302		40,940	" À destination des États-Unis	14
1,721	246		15,157			" Total du trafic marchandises transportées ¹	15
1,175	246		6,524		133,923	" Déchargées du wagon au Canada	16
546			8,137		28,747	" Remises aux autres chemins de fer au Canada	17
			496		124,288	" Remises au réseau des États-Unis	18
						052. Substances farineuses et farines n.d.a. destinées à l'alimentation	
					370	wagon Chargées sur wagons au Canada	19
					13,231	tonne Chargées sur wagons au Canada	20
15	13		545		1,944	" En provenance d'autres chemins de fer au Canada	21
						En provenance des États-Unis:	
			9,422		21,863	" À destination du Canada	22
			404	122	15,753	" À destination des États-Unis	23
15	13		10,371	122		" Total du trafic marchandises transportées ¹	24
15	13		6,311		30,874	" Déchargées du wagon au Canada	25
			3,732		4,936	" Remises aux autres chemins de fer au Canada	26
			328	122	16,981	" Remises au réseau des États-Unis	27
						054. Pommes	
			75		2,883	wagon Chargées sur wagons au Canada	28
			1,554		56,045	tonne Chargées sur wagons au Canada	29
43			1,980		6,443	" En provenance d'autres chemins de fer au Canada	30
						En provenance des États-Unis:	
			372		3,786	" À destination du Canada	31
					9,716	" À destination des États-Unis	32
43			3,906			" Total du trafic marchandises transportées ¹	33
43			49		47,414	" Déchargées du wagon au Canada	34
			576		7,329	" Remises aux autres chemins de fer au Canada	35
			3,281		21,247	" Remises au réseau des États-Unis	36
						056. Bananes	
					29	wagon Chargées sur wagons au Canada	37
					561	tonne Chargées sur wagons au Canada	38
			19		4,692	" En provenance d'autres chemins de fer au Canada	39
						En provenance des États-Unis:	
			11,667		15,303	" À destination du Canada	40
					885	" À destination des États-Unis	41
			11,686			" Total du trafic marchandises transportées ¹	42
			5,205		14,075	" Déchargées du wagon au Canada	43
			6,481		6,481	" Remises aux autres chemins de fer au Canada	44
					885	" Remises au réseau des États-Unis	45
						058. Oranges	
	9				819	wagon Chargées sur wagons au Canada	46
	363				17,329	tonne Chargées sur wagons au Canada	47
665	25		2,686		7,175	" En provenance d'autres chemins de fer au Canada	48
						En provenance des États-Unis:	
			17,919		182,495	" À destination du Canada	49
					25,665	" À destination des États-Unis	50
665	388		20,605			" Total du trafic marchandises transportées ¹	51
665	388		10,272		194,390	" Déchargées du wagon au Canada	52
			10,333		12,555	" Remises aux autres chemins de fer au Canada	53
					25,719	" Remises au réseau des États-Unis	54

Voir renvoi(s) à la fin du tableau.

TABLE 2. Revenue Freight Carried by Railways within Canada - Year 1970 - Continued

No.	Commodity	Class I - Classe I		Class II - Classe II				
		Canadian National - Canadien National	Canadian Pacific - Canadien Pacifique	Algoma Central	Canada Southern (Penn. Central)	Chesapeake and Ohio	Northern Alberta	
Food, feed, beverages and tobacco (C.L.) - Continued								
060. Other citrus fruits								
1	Loaded onto railway cars in Canada	carload	113	1	-	-	-	-
2	Loaded onto railway cars in Canada	ton	3,572	18	-	-	-	-
3	Received from other railways in Canada	"	1,447	1,312	-	-	-	-
Received from U.S. rail:								
4	Destined to Canadian points	"	39,098	32,335	-	24	-	-
5	Destined to U.S. points	"	-	703	-	2,581	76	-
6	Total freight traffic carried ¹	"	44,117	34,368	-	2,605	76	-
7	Unloaded from railway cars in Canada	"	44,039	33,643	-	-	-	-
8	Delivered to other railways in Canada	"	44	21	-	24	-	-
9	Delivered to U.S. rail connections	"	34	703	-	2,581	76	-
062. Grapes								
10	Loaded onto railway cars in Canada	carload	163	49	-	-	-	-
11	Loaded onto railway cars in Canada	ton	3,490	835	-	-	-	-
12	Received from other railways in Canada	"	102	81	-	21	-	-
Received from U.S. rail:								
13	Destined to Canadian points	"	58,453	18,657	-	-	80	-
14	Destined to U.S. points	"	-	257	-	7,376	-	-
15	Total freight traffic carried ¹	"	62,045	19,830	-	7,397	80	-
16	Unloaded from railway cars in Canada	"	61,424	19,075	-	-	80	-
17	Delivered to other railways in Canada	"	281	175	-	-	-	-
18	Delivered to U.S. rail connections	"	340	580	-	7,397	-	-
064. Watermelons								
19	Loaded onto railway cars in Canada	carload	-	-	-	-	-	-
20	Loaded onto railway cars in Canada	ton	-	-	-	-	-	-
21	Received from other railways in Canada	"	13	824	-	-	-	-
Received from U.S. rail:								
22	Destined to Canadian points	"	881	9,207	-	-	42	-
23	Destined to U.S. points	"	-	-	-	6,242	-	-
24	Total freight traffic carried ¹	"	894	10,031	-	6,242	42	-
25	Unloaded from railway cars in Canada	"	894	10,031	-	-	-	-
26	Delivered to other railways in Canada	"	-	-	-	-	42	-
27	Delivered to U.S. rail connections	"	-	-	-	6,242	-	-
066. Cantaloupes and melons, n.e.s.								
28	Loaded onto railway cars in Canada	carload	3	1	-	-	-	-
29	Loaded onto railway cars in Canada	ton	89	46	-	-	-	-
30	Received from other railways in Canada	"	-	78	-	-	-	-
Received from U.S. rail:								
31	Destined to Canadian points	"	16,045	6,583	-	-	21	-
32	Destined to U.S. points	"	-	594	-	28,114	155	-
33	Total freight traffic carried ¹	"	16,134	7,301	-	28,114	176	-
34	Unloaded from railway cars in Canada	"	16,059	6,661	-	-	21	-
35	Delivered to other railways in Canada	"	-	-	-	-	-	-
36	Delivered to U.S. rail connections	"	75	640	-	28,114	155	-
068. Peaches								
37	Loaded onto railway cars in Canada	carload	38	87	-	-	14	-
38	Loaded onto railway cars in Canada	ton	1,023	1,418	-	-	204	-
39	Received from other railways in Canada	"	-	70	-	-	-	-
Received from U.S. rail:								
40	Destined to Canadian points	"	864	404	-	-	-	-
41	Destined to U.S. points	"	-	-	-	-	-	-
42	Total freight traffic carried ¹	"	1,887	1,892	-	-	204	-
43	Unloaded from railway cars in Canada	"	1,887	1,877	-	-	-	-
44	Delivered to other railways in Canada	"	-	15	-	-	204	-
45	Delivered to U.S. rail connections	"	-	-	-	-	-	-
070. Pears								
46	Loaded onto railway cars in Canada	carload	215	151	-	-	-	-
47	Loaded onto railway cars in Canada	ton	3,821	3,061	-	-	-	-
48	Received from other railways in Canada	"	89	528	-	-	46	-
Received from U.S. rail:								
49	Destined to Canadian points	"	4,510	2,678	-	30	-	-
50	Destined to U.S. points	"	20	51	-	5,664	20	-
51	Total freight traffic carried ¹	"	8,440	6,318	-	5,694	66	-
52	Unloaded from railway cars in Canada	"	8,037	5,528	-	30	46	-
53	Delivered to other railways in Canada	"	287	118	-	-	-	-
54	Delivered to U.S. rail connections	"	116	673	-	5,664	20	-

See footnote(s) at end of table.

TABLEAU 2. Marchandises payantes transportées par chemin de fer au Canada - année 1970 - suite

Class II - Classe II				Classes III and IV - Classes III et IV	Grand total all railways - Total général tous chemins de fer	Désignation	N°	
Ontario Northland	Pacific Great Eastern	Quebec North Shore and - et Labrador	All other - Tous autres					
Aliments, provendes, boissons et tabac (charge complète) - suite								
060. Autres agrumes								
-	-	-	-	-	114	wagon	Chargées sur wagons au Canada	1
-	-	-	-	-	3,590	tonne	Chargées sur wagons au Canada	2
-	19	-	18	-	2,796	"	En provenance d'autres chemins de fer au Canada	3
-	-	-	6,791	-	78,248	"	En provenance des États-Unis:	
-	-	-	-	-	3,360	"	A destination du Canada	4
-	19	-	6,809	-	...	"	A destination des États-Unis	5
-	19	-	3,887	-	81,588	"	Total du trafic marchandises transportées ¹	6
-	-	-	2,904	-	2,993	"	Déchargées du wagon au Canada	7
-	-	-	18	-	3,412	"	Remises aux autres chemins de fer au Canada	8
-	-	-	-	-	-	"	Remises au réseau des États-Unis	9
062. Raisins								
-	-	-	-	-	212	wagon	Chargées sur wagons au Canada	10
234	-	-	121	-	4,325	tonne	Chargées sur wagons au Canada	11
-	-	-	-	-	559	"	En provenance d'autres chemins de fer au Canada	12
-	-	-	736	-	77,926	"	En provenance des États-Unis:	
-	-	-	-	-	7,633	"	A destination du Canada	13
234	-	-	857	-	...	"	A destination des États-Unis	14
234	-	-	731	-	81,544	"	Total du trafic marchandises transportées ¹	15
-	-	-	126	-	582	"	Déchargées du wagon au Canada	16
-	-	-	-	-	8,317	"	Remises aux autres chemins de fer au Canada	17
-	-	-	-	-	-	"	Remises au réseau des États-Unis	18
064. Pastèques								
-	-	-	-	-	-	wagon	Chargées sur wagons au Canada	19
-	51	-	-	-	888	tonne	Chargées sur wagons au Canada	20
-	-	-	-	-	-	"	En provenance d'autres chemins de fer au Canada	21
-	-	-	2,462	-	12,592	"	En provenance des États-Unis:	
-	-	-	-	-	6,242	"	A destination du Canada	22
-	51	-	2,462	-	...	"	A destination des États-Unis	23
-	51	-	1,424	-	12,400	"	Total du trafic marchandises transportées ¹	24
-	-	-	1,038	-	1,080	"	Déchargées du wagon au Canada	25
-	-	-	-	-	6,242	"	Remises aux autres chemins de fer au Canada	26
-	-	-	-	-	-	"	Remises au réseau des États-Unis	27
066. Cantaloups et melons n.d.a.								
-	-	-	-	-	4	wagon	Chargées sur wagons au Canada	28
-	-	-	-	-	135	tonne	Chargées sur wagons au Canada	29
-	-	-	-	-	78	"	En provenance d'autres chemins de fer au Canada	30
-	-	-	1,171	-	23,820	"	En provenance des États-Unis:	
-	-	-	-	-	28,863	"	A destination du Canada	31
-	-	-	-	-	...	"	A destination des États-Unis	32
-	-	-	1,171	-	...	"	Total du trafic marchandises transportées ¹	33
-	-	-	916	-	23,657	"	Déchargées du wagon au Canada	34
-	-	-	255	-	255	"	Remises aux autres chemins de fer au Canada	35
-	-	-	-	-	28,984	"	Remises au réseau des États-Unis	36
068. Pêches								
-	-	-	-	-	139	wagon	Chargées sur wagons au Canada	37
-	-	-	-	-	2,645	tonne	Chargées sur wagons au Canada	38
-	-	-	-	-	70	"	En provenance d'autres chemins de fer au Canada	39
-	-	-	254	-	1,522	"	En provenance des États-Unis:	
-	-	-	-	-	-	"	A destination du Canada	40
-	-	-	254	-	...	"	A destination des États-Unis	41
-	-	-	135	-	3,899	"	Total du trafic marchandises transportées ¹	42
-	-	-	119	-	338	"	Déchargées du wagon au Canada	43
-	-	-	-	-	-	"	Remises aux autres chemins de fer au Canada	44
-	-	-	-	-	-	"	Remises au réseau des États-Unis	45
070. Poires								
-	1	-	9	-	376	wagon	Chargées sur wagons au Canada	46
-	60	-	266	-	7,208	tonne	Chargées sur wagons au Canada	47
-	-	-	-	-	663	"	En provenance d'autres chemins de fer au Canada	48
-	-	-	25	-	7,243	"	En provenance des États-Unis:	
-	-	-	-	-	5,755	"	A destination du Canada	49
-	60	-	291	-	...	"	A destination des États-Unis	50
-	-	-	25	-	13,666	"	Total du trafic marchandises transportées ¹	51
-	-	-	-	-	465	"	Déchargées du wagon au Canada	52
-	60	-	266	-	6,739	"	Remises aux autres chemins de fer au Canada	53
-	-	-	-	-	-	"	Remises au réseau des États-Unis	54

Voir renvoi(s) à la fin du tableau.

TABLE 2. Revenue Freight Carried by Railways within Canada - Year 1970 - Continued

No.	Commodity	Class I - Classe I		Class II - Classe II			
		Canadian National - Canadien National	Canadian Pacific - Canadien Pacifique	Algoma Central	Canada Southern (Penn. Central)	Chesapeake and Ohio	Northern Alberta
Food, feed, beverages and tobacco (C.L.) - Continued							
072. Fresh or chilled fruits, n.e.s. and berries							
1	Loaded onto railway cars in Canada	carload	192	245	-	-	-
2	Loaded onto railway cars in Canada	ton	4,471	4,001	-	-	-
3	Received from other railways in Canada	"	140	304	-	-	-
	Received from U.S. rail:						
4	Destined to Canadian points	"	17,664	5,820	-	16	42
5	Destined to U.S. points	"	16	241	-	11,383	121
6	Total freight traffic carried ¹	"	22,291	10,366	-	11,399	163
7	Unloaded from railway cars in Canada	"	22,004	9,966	-	-	42
8	Delivered to other railways in Canada	"	215	103	-	16	-
9	Delivered to U.S. rail connections	"	72	296	-	11,383	121
074. Frozen fruits and berries							
10	Loaded onto railway cars in Canada	carload	24	92	-	-	-
11	Loaded onto railway cars in Canada	ton	600	1,847	-	-	-
12	Received from other railways in Canada	"	131	519	-	52	-
	Received from U.S. rail:						
13	Destined to Canadian points	"	3,845	2,941	-	-	38
14	Destined to U.S. points	"	81	396	-	1,349	5,129
15	Total freight traffic carried ¹	"	4,657	5,703	-	1,401	5,167
16	Unloaded from railway cars in Canada	"	4,560	4,945	-	52	36
17	Delivered to other railways in Canada	"	30	156	-	-	-
18	Delivered to U.S. rail connections	"	67	602	-	1,349	5,129
076. Dried and dehydrated fruits							
19	Loaded onto railway cars in Canada	carload	29	59	-	-	-
20	Loaded onto railway cars in Canada	ton	700	2,015	-	-	-
21	Received from other railways in Canada	"	16	1,528	-	-	-
	Received from U.S. rail:						
22	Destined to Canadian points	"	5,758	2,473	-	89	120
23	Destined to U.S. points	"	85	412	-	1,760	1,193
24	Total freight traffic carried ¹	"	6,559	6,428	-	1,849	1,313
25	Unloaded from railway cars in Canada	"	5,180	6,001	-	53	120
26	Delivered to other railways in Canada	"	-	13	-	36	-
27	Delivered to U.S. rail connections	"	1,379	413	-	1,760	1,193
078. Fruit juices, and fruit juice concentrates not frozen							
28	Loaded onto railway cars in Canada	carload	552	167	-	-	35
29	Loaded onto railway cars in Canada	ton	19,230	6,731	-	-	1,622
30	Received from other railways in Canada	"	2,535	1,467	-	153	-
	Received from U.S. rail:						
31	Destined to Canadian points	"	19,989	16,040	-	357	995
32	Destined to U.S. points	"	114	162	-	1,275	3,255
33	Total freight traffic carried ¹	"	41,868	24,400	-	1,785	5,872
34	Unloaded from railway cars in Canada	"	39,577	21,297	-	510	995
35	Delivered to other railways in Canada	"	1,184	2,926	-	-	1,519
36	Delivered to U.S. rail connections	"	1,107	177	-	1,275	3,358
080. Fruit juice concentrates, frozen							
37	Loaded onto railway cars in Canada	carload	54	71	-	-	-
38	Loaded onto railway cars in Canada	ton	1,625	2,411	-	-	-
39	Received from other railways in Canada	"	291	405	-	-	-
	Received from U.S. rail:						
40	Destined to Canadian points	"	4,990	9,888	-	6	292
41	Destined to U.S. points	"	-	278	-	154	474
42	Total freight traffic carried ¹	"	6,906	12,982	-	160	766
43	Unloaded from railway cars in Canada	"	6,357	11,352	-	6	292
44	Delivered to other railways in Canada	"	-	1,352	-	-	-
45	Delivered to U.S. rail connections	"	549	278	-	154	474
082. Fruits and fruit preparations, n.e.s.							
46	Loaded onto railway cars in Canada	carload	244	186	2	57	-
47	Loaded onto railway cars in Canada	ton	8,853	6,424	23	1,618	-
48	Received from other railways in Canada	"	2,254	868	-	229	-
	Received from U.S. rail:						
49	Destined to Canadian points	"	9,769	1,765	-	525	235
50	Destined to U.S. points	"	1,835	2,165	-	84	5,146
51	Total freight traffic carried ¹	"	22,711	11,222	23	2,456	5,381
52	Unloaded from railway cars in Canada	"	19,724	5,317	23	670	235
53	Delivered to other railways in Canada	"	698	2,618	-	1,592	-
54	Delivered to U.S. rail connections	"	2,289	3,287	-	194	5,146

See footnote(s) at end of table.

TABLEAU 2. Marchandises payantes transportées par chemin de fer au Canada - année 1970 - suite

Ontario Northland	Class II - Classe II			Classes III and IV - Classes III et IV	Grand total all railways - Total général tous chemins de fer	Désignation	N°
	Pacific Great Eastern	Quebec North Shore and - et Labrador	All other - Tous autres				
						Aliments, provendes, boissons et tabac (charge complète) - suite	
						072. Fruits frais ou réfrigérés n.d.a. et baies	
-	1	-	3	-	441	wagon Chargées sur wagons au Canada	1
-	1	-	-	-	8,473	tonne Chargées sur wagons au Canada	2
-	-	-	16	-	460	" En provenance d'autres chemins de fer au Canada	3
-	-	-	1,655	-	25,197	" En provenance des États-Unis:	
-	-	-	-	-	11,761	" A destination du Canada	4
-	1	-	1,671	-	...	" A destination des États-Unis	5
-	1	-	855	-	32,868	" Total du trafic marchandises transportées¹	6
-	-	-	816	-	1,150	" Déchargées du wagon au Canada	7
-	-	-	-	-	11,872	" Remises aux autres chemins de fer au Canada	8
						" Remises au réseau des États-Unis	9
						074. Fruits et baies congelés	
-	-	-	21	-	137	wagon Chargées sur wagons au Canada	10
-	-	-	904	-	3,351	tonne Chargées sur wagons au Canada	11
21	-	-	-	-	723	" En provenance d'autres chemins de fer au Canada	12
-	-	-	579	-	7,403	" En provenance des États-Unis:	
-	-	-	63	-	7,018	" A destination du Canada	13
21	-	-	1,546	-	...	" A destination des États-Unis	14
21	-	-	447	-	10,063	" Total du trafic marchandises transportées¹	15
-	-	-	1,036	-	1,222	" Déchargées du wagon au Canada	16
-	-	-	63	-	7,210	" Remises aux autres chemins de fer au Canada	17
						" Remises au réseau des États-Unis	18
						076. Fruits séchés et déshydratés	
-	-	-	-	-	88	wagon Chargées sur wagons au Canada	19
-	-	-	-	-	2,715	tonne Chargées sur wagons au Canada	20
-	-	-	36	-	1,580	" En provenance d'autres chemins de fer au Canada	21
-	-	-	3,564	-	12,004	" En provenance des États-Unis:	
-	-	-	-	-	3,450	" A destination du Canada	22
-	-	-	3,600	-	...	" A destination des États-Unis	23
-	-	-	1,677	-	13,031	" Total du trafic marchandises transportées¹	24
-	-	-	1,923	-	1,974	" Déchargées du wagon au Canada	25
-	-	-	-	-	4,745	" Remises aux autres chemins de fer au Canada	26
						" Remises au réseau des États-Unis	27
						078. Jus de fruits et concentrés de jus de fruits non congelés	
-	-	-	-	-	754	wagon Chargées sur wagons au Canada	28
-	-	-	-	-	27,583	tonne Chargées sur wagons au Canada	29
15	-	-	1,677	-	5,847	" En provenance d'autres chemins de fer au Canada	30
-	-	-	8,174	-	45,555	" En provenance des États-Unis:	
-	-	-	-	-	4,806	" A destination du Canada	31
15	-	-	9,851	-	...	" A destination des États-Unis	32
15	-	-	8,429	-	70,823	" Total du trafic marchandises transportées¹	33
-	-	-	1,422	-	7,051	" Déchargées du wagon au Canada	34
-	-	-	-	-	5,917	" Remises aux autres chemins de fer au Canada	35
						" Remises au réseau des États-Unis	36
						080. Concentrés de jus de fruits congelés	
-	-	-	-	-	125	wagon Chargées sur wagons au Canada	37
-	-	-	-	-	4,036	tonne Chargées sur wagons au Canada	38
-	-	-	1,618	-	2,314	" En provenance d'autres chemins de fer au Canada	39
-	-	-	2,965	-	18,141	" En provenance des États-Unis:	
-	-	-	-	-	906	" A destination du Canada	40
-	-	-	4,583	-	...	" A destination des États-Unis	41
-	-	-	3,415	-	21,422	" Total du trafic marchandises transportées¹	42
-	-	-	1,168	-	2,520	" Déchargées du wagon au Canada	43
-	-	-	-	-	1,455	" Remises aux autres chemins de fer au Canada	44
						" Remises au réseau des États-Unis	45
						082. Fruits et préparations de fruits n.d.a.	
-	-	-	87	-	576	wagon Chargées sur wagons au Canada	46
-	-	-	3,420	-	20,338	tonne Chargées sur wagons au Canada	47
-	-	-	3,276	-	7,904	" En provenance d'autres chemins de fer au Canada	48
-	-	-	6,077	-	18,371	" En provenance des États-Unis:	
-	-	-	1,450	-	10,680	" A destination du Canada	49
-	-	-	14,223	-	...	" A destination des États-Unis	50
-	-	-	5,812	-	32,894	" Total du trafic marchandises transportées¹	51
-	-	-	5,803	-	10,875	" Déchargées du wagon au Canada	52
-	-	-	2,608	-	13,524	" Remises aux autres chemins de fer au Canada	53
						" Remises au réseau des États-Unis	54

Voir renvoi(s) à la fin du tableau.

TABLE 2. Revenue Freight Carried by Railways within Canada - Year 1970 - Continued

No.	Commodity	Class I - Classe I		Class II - Classe II			
		Canadian National - Canadien National	Canadian Pacific - Canadien Pacifique	Algoma Central	Canada Southern (Penn. Central)	Chesapeake and Ohio	Northern Alberta
Food, feed, beverages and tobacco (C.L.) - Continued							
084. Nuts, except oil nuts							
1	Loaded onto railway cars in Canada	carload	43	150	-	-	-
2	Loaded onto railway cars in Canada	ton	1,390	5,617	-	-	-
3	Received from other railways in Canada	"	349	1,159	-	-	-
Received from U.S. rail:							
4	Destined to Canadian points	"	5,493	2,433	-	43	-
5	Destined to U.S. points	"	137	1,213	-	634	317
6	Total freight traffic carried ¹	"	7,369	10,422	-	677	317
7	Unloaded from railway cars in Canada	"	6,640	8,064	-	-	-
8	Delivered to other railways in Canada	"	43	317	-	43	-
9	Delivered to U.S. rail connections	"	686	2,040	-	634	317
086. Sugar beets							
10	Loaded onto railway cars in Canada	carload	835	6,820	-	-	1
11	Loaded onto railway cars in Canada	ton	25,336	342,138	-	-	79
12	Received from other railways in Canada	"	-	40	-	-	-
Received from U.S. rail:							
13	Destined to Canadian points	"	153	-	-	-	-
14	Destined to U.S. points	"	19,136	-	-	147	-
15	Total freight traffic carried ¹	"	44,625	342,178	-	147	79
16	Unloaded from railway cars in Canada	"	24,897	342,179	-	-	79
17	Delivered to other railways in Canada	"	-	-	-	-	-
18	Delivered to U.S. rail connections	"	19,728	-	-	147	-
088. Cabbage							
19	Loaded onto railway cars in Canada	carload	22	2	-	-	44
20	Loaded onto railway cars in Canada	ton	338	33	-	-	541
21	Received from other railways in Canada	"	67	580	-	-	-
Received from U.S. rail:							
22	Destined to Canadian points	"	11,556	6,517	-	-	127
23	Destined to U.S. points	"	-	123	-	305	-
24	Total freight traffic carried ¹	"	11,961	7,253	-	305	668
25	Unloaded from railway cars in Canada	"	11,917	7,130	-	-	127
26	Delivered to other railways in Canada	"	-	-	-	-	541
27	Delivered to U.S. rail connections	"	44	123	-	305	-
090. Celery							
28	Loaded onto railway cars in Canada	carload	18	7	-	-	-
29	Loaded onto railway cars in Canada	ton	314	127	-	-	-
30	Received from other railways in Canada	"	-	2,557	-	-	-
Received from U.S. rail:							
31	Destined to Canadian points	"	19,275	13,263	-	19	18
32	Destined to U.S. points	"	-	413	-	16,155	-
33	Total freight traffic carried ¹	"	19,589	16,360	-	16,174	18
34	Unloaded from railway cars in Canada	"	19,392	15,947	-	19	18
35	Delivered to other railways in Canada	"	101	-	-	-	-
36	Delivered to U.S. rail connections	"	96	413	-	16,155	-
092. Lettuce							
37	Loaded onto railway cars in Canada	carload	28	38	-	-	1
38	Loaded onto railway cars in Canada	ton	1,307	769	-	-	11
39	Received from other railways in Canada	"	21	1,617	-	-	-
Received from U.S. rail:							
40	Destined to Canadian points	"	55,242	19,862	-	-	317
41	Destined to U.S. points	"	50	2,079	-	71,418	171
42	Total freight traffic carried ¹	"	56,620	24,327	-	71,418	499
43	Unloaded from railway cars in Canada	"	56,439	22,249	-	-	317
44	Delivered to other railways in Canada	"	65	-	-	-	-
45	Delivered to U.S. rail connections	"	116	2,079	-	71,418	182
094. Onions and shallots							
46	Loaded onto railway cars in Canada	carload	582	46	-	5	144
47	Loaded onto railway cars in Canada	ton	12,709	863	-	69	2,616
48	Received from other railways in Canada	"	89	1,359	-	-	-
Received from U.S. rail:							
49	Destined to Canadian points	"	20,616	5,064	-	-	1,356
50	Destined to U.S. points	"	47	401	-	18,004	30
51	Total freight traffic carried ¹	"	33,461	7,687	-	18,073	4,002
52	Unloaded from railway cars in Canada	"	33,098	7,186	-	-	1,356
53	Delivered to other railways in Canada	"	30	99	-	69	2,616
54	Delivered to U.S. rail connections	"	333	401	-	18,004	30

See footnote(s) at end of table.

TABLEAU 2. Marchandises payantes transportées par chemin de fer au Canada - année 1970 - suite

Ontario Northland	Class II - Classe II			Classes III and IV - Classes III et IV	Grand total all railways - Total général tous chemins de fer	Désignation	N°
	Pacific Great Eastern	Quebec North Shore and - et Labrador	All other - Tous autres				
						Aliments, provendes, boissons et tabac (charge complète) - suite	
						084. Noix, à l'exclusion des noix oléagineuses	
-	2	-	1	-	196	wagon Chargées sur wagons au Canada	1
-	40	-	50	-	7,097	tonne Chargées sur wagons au Canada	2
-	-	-	94	-	1,602	En provenance d'autres chemins de fer au Canada	3
-	-	-	-	-	-	En provenance des États-Unis:	
-	-	-	893	-	8,862	A destination du Canada	4
-	-	-	-	-	2,301	A destination des États-Unis	5
-	40	-	1,037	-	...	Total du trafic marchandises transportées ¹	6
-	40	-	436	-	15,180	Déchargées du wagon au Canada	7
-	-	-	457	-	860	Remises aux autres chemins de fer au Canada	8
-	-	-	144	-	3,821	Remises au réseau des États-Unis	9
						086. Betteraves sucrières	
-	-	-	-	-	7,656	wagon Chargées sur wagons au Canada	10
-	-	-	-	-	367,553	tonne Chargées sur wagons au Canada	11
-	-	-	314	-	354	En provenance d'autres chemins de fer au Canada	12
-	-	-	-	-	-	En provenance des États-Unis:	
-	-	-	36,398	-	36,551	A destination du Canada	13
-	-	-	-	-	19,283	A destination des États-Unis	14
-	-	-	36,712	-	...	Total du trafic marchandises transportées ¹	15
-	-	-	-	-	367,155	Déchargées du wagon au Canada	16
-	-	-	36,398	-	36,398	Remises aux autres chemins de fer au Canada	17
-	-	-	314	-	20,189	Remises au réseau des États-Unis	18
						088. Choux	
-	-	-	-	-	68	wagon Chargées sur wagons au Canada	19
-	-	-	-	-	912	tonne Chargées sur wagons au Canada	20
-	-	-	-	-	647	En provenance d'autres chemins de fer au Canada	21
-	-	-	-	-	-	En provenance des États-Unis:	
-	-	-	1,389	-	19,589	A destination du Canada	22
-	-	-	-	-	428	A destination des États-Unis	23
-	-	-	1,389	-	...	Total du trafic marchandises transportées ¹	24
-	-	-	919	-	20,093	Déchargées du wagon au Canada	25
-	-	-	470	-	1,011	Remises aux autres chemins de fer au Canada	26
-	-	-	-	-	472	Remises au réseau des États-Unis	27
						090. Céleris	
-	-	-	-	-	25	wagon Chargées sur wagons au Canada	28
-	-	-	-	-	441	tonne Chargées sur wagons au Canada	29
-	-	-	-	-	2,557	En provenance d'autres chemins de fer au Canada	30
-	-	-	-	-	-	En provenance des États-Unis:	
-	-	-	2,956	-	35,531	A destination du Canada	31
-	-	-	-	-	16,568	A destination des États-Unis	32
-	-	-	2,956	-	...	Total du trafic marchandises transportées ¹	33
-	-	-	422	-	35,798	Déchargées du wagon au Canada	34
-	-	-	2,534	-	2,635	Remises aux autres chemins de fer au Canada	35
-	-	-	-	-	16,664	Remises au réseau des États-Unis	36
						092. Laitues	
-	-	-	-	-	67	wagon Chargées sur wagons au Canada	37
-	-	-	-	-	2,087	tonne Chargées sur wagons au Canada	38
23	-	-	-	-	1,661	En provenance d'autres chemins de fer au Canada	39
-	-	-	-	-	-	En provenance des États-Unis:	
-	-	-	6,355	-	81,776	A destination du Canada	40
-	-	-	-	-	73,718	A destination des États-Unis	41
23	-	-	6,355	-	...	Total du trafic marchandises transportées ¹	42
23	-	-	4,069	-	83,097	Déchargées du wagon au Canada	43
-	-	-	2,286	-	2,351	Remises aux autres chemins de fer au Canada	44
-	-	-	-	-	73,795	Remises au réseau des États-Unis	45
						094. Oignons et échalotes	
-	-	-	-	-	777	wagon Chargées sur wagons au Canada	46
-	-	-	-	-	16,257	tonne Chargées sur wagons au Canada	47
-	20	-	154	-	1,622	En provenance d'autres chemins de fer au Canada	48
-	-	-	-	-	-	En provenance des États-Unis:	
-	-	-	4,198	-	31,234	A destination du Canada	49
-	-	-	9	-	18,491	A destination des États-Unis	50
-	20	-	4,361	-	...	Total du trafic marchandises transportées ¹	51
-	20	-	2,663	-	44,323	Déchargées du wagon au Canada	52
-	-	-	1,689	-	4,503	Remises aux autres chemins de fer au Canada	53
-	-	-	9	-	18,777	Remises au réseau des États-Unis	54

Voir renvoi(s) à la fin du tableau.

TABLE 2. Revenue Freight Carried by Railways within Canada - Year 1970 - Continued

No.	Commodity	Class I - Classe I		Class II - Classe II				
		Canadian National - Canadien National	Canadian Pacific - Canadien Pacifique	Algoma Central	Canada Southern (Penn. Central)	Chesapeake and Ohio	Northern Alberta	
Food, feed, beverages and tobacco (C.L.) - Continued								
096. Potatoes, other than sweet								
1	Loaded onto railway cars in Canada	carload	13,095	4,132	-	-	136	-
2	Loaded onto railway cars in Canada	ton	356,377	115,208	-	-	2,614	-
3	Received from other railways in Canada	"	9,764	22,016	627	3,748	1,512	-
Received from U.S. rail:								
4	Destined to Canadian points	"	9,088	17,464	-	83	116	-
5	Destined to U.S. points	"	5,853	75,682	-	56,186	411	-
6	Total freight traffic carried ¹	"	381,082	230,370	627	60,017	4,653	-
7	Unloaded from railway cars in Canada	"	352,134	131,899	607	508	1,628	-
8	Delivered to other railways in Canada	"	22,673	18,009	20	-	2,614	-
9	Delivered to U.S. rail connections	"	6,275	80,463	-	59,509	411	-
098. Tomatoes								
10	Loaded onto railway cars in Canada	carload	67	-	-	-	-	-
11	Loaded onto railway cars in Canada	ton	1,819	-	-	-	-	-
12	Received from other railways in Canada	"	116	1,626	-	-	-	-
Received from U.S. rail:								
13	Destined to Canadian points	"	35,282	11,741	-	-	-	-
14	Destined to U.S. points	"	-	-	-	4,370	-	-
15	Total freight traffic carried ¹	"	37,217	13,367	-	4,370	-	-
16	Unloaded from railway cars in Canada	"	37,172	13,320	-	-	-	-
17	Delivered to other railways in Canada	"	45	47	-	-	-	-
18	Delivered to U.S. rail connections	"	-	-	-	4,370	-	-
100. Vegetables, n.e.s. fresh or chilled								
19	Loaded onto railway cars in Canada	carload	557	64	-	1	39	-
20	Loaded onto railway cars in Canada	ton	16,395	2,694	-	20	671	-
21	Received from other railways in Canada	"	346	5,854	-	-	30	-
Received from U.S. rail:								
22	Destined to Canadian points	"	44,718	22,535	-	-	-	-
23	Destined to U.S. points	"	5,486	524	-	36,726	241	-
24	Total freight traffic carried ¹	"	66,945	31,607	-	36,746	942	-
25	Unloaded from railway cars in Canada	"	60,675	30,936	-	-	30	-
26	Delivered to other railways in Canada	"	855	50	-	20	671	-
27	Delivered to U.S. rail connections	"	5,415	620	-	36,726	241	-
102. Vegetables, frozen								
28	Loaded onto railway cars in Canada	carload	55	27	-	-	-	-
29	Loaded onto railway cars in Canada	ton	1,648	1,118	-	-	-	-
30	Received from other railways in Canada	"	359	714	-	92	-	-
Received from U.S. rail:								
31	Destined to Canadian points	"	3,168	1,443	-	-	429	-
32	Destined to U.S. points	"	134	2,348	-	11,537	2,347	-
33	Total freight traffic carried ¹	"	5,309	5,623	-	11,629	2,776	-
34	Unloaded from railway cars in Canada	"	4,689	2,641	-	-	429	-
35	Delivered to other railways in Canada	"	90	583	-	-	-	-
36	Delivered to U.S. rail connections	"	530	2,399	-	11,629	2,347	-
104. Vegetables, dried								
37	Loaded onto railway cars in Canada	carload	581	815	-	3	82	-
38	Loaded onto railway cars in Canada	ton	19,505	33,009	-	151	2,245	-
39	Received from other railways in Canada	"	1,706	4,071	-	-	-	-
Received from U.S. rail:								
40	Destined to Canadian points	"	30,159	5,613	-	671	2,200	-
41	Destined to U.S. points	"	1,204	10,103	-	3,166	31,170	-
42	Total freight traffic carried ¹	"	52,574	52,796	-	3,988	35,616	-
43	Unloaded from railway cars in Canada	"	46,742	40,333	-	26	385	-
44	Delivered to other railways in Canada	"	1,090	1,728	-	796	3,810	-
45	Delivered to U.S. rail connections	"	4,742	10,735	-	3,166	31,420	-
106. Vegetables and preparations, n.e.s.								
46	Loaded onto railway cars in Canada	carload	3,973	1,671	1	-	942	-
47	Loaded onto railway cars in Canada	ton	130,061	59,049	10	-	36,261	-
48	Received from other railways in Canada	"	3,946	59,944	-	104	-	142
Received from U.S. rail:								
49	Destined to Canadian points	"	50,740	15,534	-	1,225	1,628	-
50	Destined to U.S. points	"	5,137	7,552	-	65,121	135,274	-
51	Total freight traffic carried ¹	"	189,884	142,079	10	66,450	173,163	142
52	Unloaded from railway cars in Canada	"	167,781	116,676	10	1,148	245	142
53	Delivered to other railways in Canada	"	6,764	16,095	-	77	32,641	-
54	Delivered to U.S. rail connections	"	15,339	9,308	-	65,225	140,277	-

See footnote(s) at end of table.

TABLEAU 2. Marchandises payantes transportées par chemin de fer au Canada - année 1970 - suite

Ontario Northland	Class II - Classe II			Classes III and IV - Classes III et IV	Grand total all railways - Total général tous chemins de fer	Désignation	N°
	Pacific Great Eastern	Quebec North Shore and - et Labrador	All other - Tous autres				
						Aliments, provendes, boissons et tabac (charge complète) - suite	
						096. Pommes de terre (sauf patates douces)	
-	6	25	-	-	17,394	wagon Chargées sur wagons au Canada	1
-	130	271	-	-	474,600	tonne Chargées sur wagons au Canada	2
4,636	198	-	4,600	-	47,101	" En provenance d'autres chemins de fer au Canada	3
-	-	-	21,222	-	47,973	" En provenance des États-Unis:	
-	-	-	899	-	139,031	" A destination du Canada	4
4,636	328	271	26,721	-	500,748	" A destination des États-Unis	5
4,577	278	271	8,846	-	58,075	" Total du trafic marchandises transportées¹	6
59	50	-	14,650	-	149,883	" Déchargées du wagon au Canada	7
-	-	-	3,225	-		" Remises aux autres chemins de fer au Canada	8
						" Remises au réseau des États-Unis	9
						098. Tomates	
-	-	-	-	-	67	wagon Chargées sur wagons au Canada	10
-	-	-	-	-	1,819	tonne Chargées sur wagons au Canada	11
64	-	-	24	-	1,830	" En provenance d'autres chemins de fer au Canada	12
-	-	-	4,496	-	51,519	" En provenance des États-Unis:	
-	-	-	22	-	4,392	" A destination du Canada	13
64	-	-	4,542	-	53,414	" A destination des États-Unis	14
64	-	-	2,858	-	1,754	" Total du trafic marchandises transportées¹	15
-	-	-	1,662	-	4,392	" Déchargées du wagon au Canada	16
-	-	-	22	-		" Remises aux autres chemins de fer au Canada	17
						" Remises au réseau des États-Unis	18
						100 Légumes frais ou réfrigérés n.d.a.	
-	16	-	-	-	677	wagon Chargées sur wagons au Canada	19
-	697	-	-	-	20,477	tonne Chargées sur wagons au Canada	20
20	-	-	272	-	6,592	" En provenance d'autres chemins de fer au Canada	21
-	-	-	7,239	-	74,492	" En provenance des États-Unis:	
-	-	-	15	-	42,992	" A destination du Canada	22
20	697	-	7,526	-	93,926	" A destination des États-Unis	23
20	697	-	1,498	-	7,609	" Total du trafic marchandises transportées¹	24
-	-	-	6,013	-	43,017	" Déchargées du wagon au Canada	25
-	-	-	15	-		" Remises aux autres chemins de fer au Canada	26
						" Remises au réseau des États-Unis	27
						102. Légumes congelés	
-	1	-	1	-	84	wagon Chargées sur wagons au Canada	28
-	20	-	49	-	2,835	tonne Chargées sur wagons au Canada	29
-	-	-	326	-	1,491	" En provenance d'autres chemins de fer au Canada	30
-	-	-	90	-	5,130	" En provenance des États-Unis:	
-	-	-	141	-	16,507	" A destination du Canada	31
-	20	-	606	-	7,802	" A destination des États-Unis	32
-	20	-	23	-	897	" Total du trafic marchandises transportées¹	33
-	-	-	224	-	17,264	" Déchargées du wagon au Canada	34
-	-	-	359	-		" Remises aux autres chemins de fer au Canada	35
						" Remises au réseau des États-Unis	36
						104. Légumes séchés	
-	9	-	-	-	1,490	wagon Chargées sur wagons au Canada	37
-	163	-	-	-	55,073	tonne Chargées sur wagons au Canada	38
-	-	-	965	-	6,742	" En provenance d'autres chemins de fer au Canada	39
-	-	-	722	-	39,365	" En provenance des États-Unis:	
-	-	-	301	-	45,944	" A destination du Canada	40
-	163	-	1,988	-	88,910	" A destination des États-Unis	41
-	163	-	1,261	-	7,840	" Total du trafic marchandises transportées¹	42
-	-	-	416	-	50,374	" Déchargées du wagon au Canada	43
-	-	-	311	-		" Remises aux autres chemins de fer au Canada	44
						" Remises au réseau des États-Unis	45
						106. Légumes et préparations de légumes n.d.a.	
3	-	-	42	-	6,632	wagon Chargées sur wagons au Canada	46
96	-	-	1,786	-	227,263	tonne Chargées sur wagons au Canada	47
1,300	-	-	5,655	692	71,873	" En provenance d'autres chemins de fer au Canada	48
-	-	-	4,841	-	73,968	" En provenance des États-Unis:	
-	-	-	1,096	-	214,180	" A destination du Canada	49
1,456	-	-	13,378	692	295,585	" A destination des États-Unis	50
903	-	-	8,223	692	60,454	" Total du trafic marchandises transportées¹	51
718	-	-	4,059	-	231,245	" Déchargées du wagon au Canada	52
-	-	-	1,096	-		" Remises aux autres chemins de fer au Canada	53
						" Remises au réseau des États-Unis	54

Voir renvoi(s) à la fin du tableau.

TABLE 2. Revenue Freight Carried by Railways within Canada - Year 1970 - Continued

No.	Commodity	Class I - Classe I		Class II - Classe II			
		Canadian National Canadien National	Canadian Pacific Canadien Pacifique	Algoma Central	Canada Southern (Penn. Central)	Chesapeake and Ohio	Northern Alberta
Food, feed, beverages and tobacco (C.L.) - Continued							
108. Sugar							
1	Loaded onto railway cars in Canada	carload	4,529	5,865	-	-	-
2	Loaded onto railway cars in Canada	ton	212,690	316,383	-	-	-
3	Received from other railways in Canada	"	669	1,856	-	-	330
Received from U.S. rail:							
4	Destined to Canadian points	"	2,024	3,127	-	40	-
5	Destined to U.S. points	"	6,649	258	-	18,795	23,080
6	Total freight traffic carried ¹	"	222,032	321,624	-	18,835	23,080
7	Unloaded from railway cars in Canada	"	211,684	320,065	-	-	118
8	Delivered to other railways in Canada	"	3,726	1,044	-	40	212
9	Delivered to U.S. rail connections	"	6,622	514	-	18,795	23,080
110. Molasses and syrups							
10	Loaded onto railway cars in Canada	carload	1,429	580	-	-	-
11	Loaded onto railway cars in Canada	ton	61,176	30,324	-	-	-
12	Received from other railways in Canada	"	163	579	-	-	-
Received from U.S. rail:							
13	Destined to Canadian points	"	5,892	11,659	-	766	-
14	Destined to U.S. points	"	443	3,988	-	6,754	24,336
15	Total freight traffic carried ¹	"	67,674	46,550	-	7,520	24,336
16	Unloaded from railway cars in Canada	"	59,292	42,298	-	109	-
17	Delivered to other railways in Canada	"	1,399	323	-	657	-
18	Delivered to U.S. rail connections	"	6,983	3,929	-	6,754	24,336
112. Sugar preparations (incl. confectionery), n.e.s.							
19	Loaded onto railway cars in Canada	carload	1,199	1,411	-	-	-
20	Loaded onto railway cars in Canada	ton	26,194	32,874	-	-	-
21	Received from other railways in Canada	"	5,052	1,705	-	40	-
Received from U.S. rail:							
22	Destined to Canadian points	"	468	327	-	1,054	-
23	Destined to U.S. points	"	2,382	360	-	8,727	6,145
24	Total freight traffic carried ¹	"	34,096	35,266	-	9,821	6,145
25	Unloaded from railway cars in Canada	"	28,428	31,718	-	-	-
26	Delivered to other railways in Canada	"	85	3,092	-	1,054	-
27	Delivered to U.S. rail connections	"	5,583	456	-	8,767	6,145
114. Coffee							
28	Loaded onto railway cars in Canada	carload	183	1,005	-	-	-
29	Loaded onto railway cars in Canada	ton	5,436	33,514	-	-	-
30	Received from other railways in Canada	"	4,617	2,291	-	-	-
Received from U.S. rail:							
31	Destined to Canadian points	"	642	740	-	67	-
32	Destined to U.S. points	"	6,193	-	-	2,929	4,956
33	Total freight traffic carried ¹	"	16,888	36,545	-	2,996	4,956
34	Unloaded from railway cars in Canada	"	10,250	34,433	-	-	-
35	Delivered to other railways in Canada	"	-	2,093	-	67	-
36	Delivered to U.S. rail connections	"	6,638	19	-	2,929	4,956
116. Cocoa and chocolate, tea, spices and vinegar							
37	Loaded onto railway cars in Canada	carload	474	537	-	-	-
38	Loaded onto railway cars in Canada	ton	11,594	13,793	-	-	-
39	Received from other railways in Canada	"	600	1,148	-	-	-
Received from U.S. rail:							
40	Destined to Canadian points	"	141	602	-	36	-
41	Destined to U.S. points	"	4,128	41	-	10,262	2,556
42	Total freight traffic carried ¹	"	16,463	15,584	-	10,298	2,556
43	Unloaded from railway cars in Canada	"	11,229	13,883	-	-	-
44	Delivered to other railways in Canada	"	886	1,217	-	36	-
45	Delivered to U.S. rail connections	"	4,348	484	-	10,262	2,556
118. Margarine and similar products							
46	Loaded onto railway cars in Canada	carload	417	123	-	-	-
47	Loaded onto railway cars in Canada	ton	9,689	3,920	-	-	-
48	Received from other railways in Canada	"	157	-	-	-	-
Received from U.S. rail:							
49	Destined to Canadian points	"	-	25	-	-	-
50	Destined to U.S. points	"	-	35	-	-	11
51	Total freight traffic carried ¹	"	9,846	3,980	-	-	11
52	Unloaded from railway cars in Canada	"	9,697	3,795	-	-	-
53	Delivered to other railways in Canada	"	28	150	-	-	-
54	Delivered to U.S. rail connections	"	121	35	-	-	11

See footnote(s) at end of table.

TABLEAU 2. Marchandises payantes transportées par chemin de fer au Canada - année 1970 - suite

Class II - Classe II				Classes III and IV - Classes III et IV	Grand total all railways - Total général tous chemins de fer	Désignation	N°	
Ontario Northland	Pacific Great Eastern	Quebec North Shore and - et Labrador	All other - Tous autres					
Aliments, provendes, boissons et tabac (charge complète) - suite								
108. Sucre								
-	21	-	-	-	10,415	wagon	Chargées sur wagons au Canada	1
-	419	-	-	-	529,492	tonne	Chargées sur wagons au Canada	2
3,166	-	-	1,494	884	8,399	"	En provenance d'autres chemins de fer au Canada	3
-	-	-	535	-	5,726	"	En provenance des États-Unis:	
-	-	-	209	-	48,991	"	A destination du Canada	4
3,166	419	-	2,238	884	...	"	A destination des États-Unis	5
2,821	419	-	446	884	536,437	"	Total du trafic marchandises transportées¹	6
345	-	-	1,419	-	6,786	"	Déchargées du wagon au Canada	7
-	-	-	373	-	49,384	"	Remises aux autres chemins de fer au Canada	8
-	-	-	-	-	-	"	Remises au réseau des États-Unis	9
110. Mélasses et sirop								
-	-	-	1	-	2,010	wagon	Chargées sur wagons au Canada	10
-	-	-	59	-	91,559	tonne	Chargées sur wagons au Canada	11
13	-	-	804	9	1,568	"	En provenance d'autres chemins de fer au Canada	12
-	-	-	666	-	18,983	"	En provenance des États-Unis:	
-	-	-	65	-	35,586	"	A destination du Canada	13
13	-	-	1,584	9	...	"	A destination des États-Unis	14
13	-	-	1,057	9	102,778	"	Total du trafic marchandises transportées¹	15
-	-	-	460	-	2,839	"	Déchargées du wagon au Canada	16
-	-	-	77	-	42,079	"	Remises aux autres chemins de fer au Canada	17
-	-	-	-	-	-	"	Remises au réseau des États-Unis	18
112. Produits sucrés (y compris les confiseries) n.d.a.								
-	-	-	2	-	2,612	wagon	Chargées sur wagons au Canada	19
-	-	-	40	-	59,108	tonne	Chargées sur wagons au Canada	20
-	-	-	9,556	-	16,353	"	En provenance d'autres chemins de fer au Canada	21
-	-	-	636	-	2,485	"	En provenance des États-Unis:	
-	-	-	1,479	-	19,093	"	A destination du Canada	22
-	-	-	11,711	-	...	"	A destination des États-Unis	23
-	-	-	3,323	-	63,469	"	Total du trafic marchandises transportées¹	24
-	-	-	6,869	-	11,100	"	Déchargées du wagon au Canada	25
-	-	-	1,519	-	22,470	"	Remises aux autres chemins de fer au Canada	26
-	-	-	-	-	-	"	Remises au réseau des États-Unis	27
114. Café								
-	-	-	54	-	1,242	wagon	Chargées sur wagons au Canada	28
-	-	-	1,490	-	40,440	tonne	Chargées sur wagons au Canada	29
-	-	-	4,616	-	11,524	"	En provenance d'autres chemins de fer au Canada	30
-	-	-	2,868	-	4,317	"	En provenance des États-Unis:	
-	-	-	7,247	-	21,325	"	A destination du Canada	31
-	-	-	16,221	-	...	"	A destination des États-Unis	32
-	-	-	1,633	-	46,316	"	Total du trafic marchandises transportées¹	33
-	-	-	5,549	-	7,709	"	Déchargées du wagon au Canada	34
-	-	-	9,039	-	23,581	"	Remises aux autres chemins de fer au Canada	35
-	-	-	-	-	-	"	Remises au réseau des États-Unis	36
116. Cacao et chocolat, thé, épices et vinaigre								
-	-	-	-	-	1,011	wagon	Chargées sur wagons au Canada	37
-	-	-	-	-	25,387	tonne	Chargées sur wagons au Canada	38
-	-	-	1,265	-	3,013	"	En provenance d'autres chemins de fer au Canada	39
-	-	-	1,637	-	2,416	"	En provenance des États-Unis:	
-	-	-	41	-	17,028	"	A destination du Canada	40
-	-	-	2,943	-	...	"	A destination des États-Unis	41
-	-	-	1,691	-	26,803	"	Total du trafic marchandises transportées¹	42
-	-	-	1,211	-	3,350	"	Déchargées du wagon au Canada	43
-	-	-	41	-	17,691	"	Remises aux autres chemins de fer au Canada	44
-	-	-	-	-	-	"	Remises au réseau des États-Unis	45
118. Margarine et produits similaires								
-	-	9	-	-	549	wagon	Chargées sur wagons au Canada	46
-	-	113	-	-	13,722	tonne	Chargées sur wagons au Canada	47
-	-	-	76	-	233	"	En provenance d'autres chemins de fer au Canada	48
-	-	-	-	-	-	"	En provenance des États-Unis:	
-	-	-	113	-	138	"	A destination du Canada	49
-	-	-	76	-	122	"	A destination des États-Unis	50
-	-	113	265	-	...	"	Total du trafic marchandises transportées¹	51
-	-	97	157	-	13,746	"	Déchargées du wagon au Canada	52
-	-	16	32	-	226	"	Remises aux autres chemins de fer au Canada	53
-	-	-	76	-	243	"	Remises au réseau des États-Unis	54

Voir renvoi(s) à la fin du tableau.

TABLE 2. Revenue Freight Carried by Railways within Canada - Year 1970 - Continued

No.	Commodity	Class I - Classe I		Class II - Classe II			
		Canadian National - Canadien National	Canadian Pacific - Canadien Pacifique	Algoma Central	Canada Southern (Penn. Central)	Chesapeake and Ohio	Northern Alberta
Food, feed, beverages and tobacco (C.L.) - Continued							
120. Shortening and lard							
1	Loaded onto railway cars in Canada	carload	888	109	-	-	-
2	Loaded onto railway cars in Canada	ton	22, 116	3, 070	-	-	-
3	Received from other railways in Canada	"	802	671	-	-	-
Received from U.S. rail:							
4	Destined to Canadian points	"	242	272	-	128	-
5	Destined to U.S. points	"	55	511	-	594	1, 672
6	Total freight traffic carried ¹	"	23, 215	4, 524	-	722	1, 672
7	Unloaded from railway cars in Canada	"	21, 553	2, 972	-	-	-
8	Delivered to other railways in Canada	"	293	1, 040	-	128	-
9	Delivered to U.S. rail connections	"	1, 369	511	-	594	1, 672
122. Soups and infant and junior foods							
10	Loaded onto railway cars in Canada	carload	282	624	-	-	-
11	Loaded onto railway cars in Canada	ton	5, 414	25, 135	-	-	-
12	Received from other railways in Canada	"	45	110	-	-	25
Received from U.S. rail:							
13	Destined to Canadian points	"	-	56	-	30	-
14	Destined to U.S. points	"	1, 331	23	-	5, 716	7, 833
15	Total freight traffic carried ¹	"	6, 790	25, 324	-	5, 746	7, 833
16	Unloaded from railway cars in Canada	"	5, 339	20, 649	-	-	25
17	Delivered to other railways in Canada	"	106	4, 622	-	30	25
18	Delivered to U.S. rail connections	"	1, 345	53	-	5, 716	7, 833
124. Pre-cooked frozen food preparations							
19	Loaded onto railway cars in Canada	carload	798	1, 176	-	-	8
20	Loaded onto railway cars in Canada	ton	24, 224	28, 721	-	-	346
21	Received from other railways in Canada	"	1, 555	1, 569	-	748	61
Received from U.S. rail:							
22	Destined to Canadian points	"	1, 358	2, 272	-	64	-
23	Destined to U.S. points	"	9, 338	8, 052	-	16, 902	6, 641
24	Total freight traffic carried ¹	"	36, 475	40, 614	-	17, 714	7, 048
25	Unloaded from railway cars in Canada	"	24, 458	29, 203	-	-	-
26	Delivered to other railways in Canada	"	2, 370	2, 386	-	64	311
27	Delivered to U.S. rail connections	"	9, 647	9, 025	-	17, 650	6, 737
126. Food preparations and materials for food preparations, n.e.s.							
28	Loaded onto railway cars in Canada	carload	5, 453	4, 279	-	2, 643	-
29	Loaded onto railway cars in Canada	ton	131, 674	116, 411	-	90, 498	-
30	Received from other railways in Canada	"	9, 092	71, 052	-	139	780
Received from U.S. rail:							
31	Destined to Canadian points	"	129, 724	4, 303	-	178	15
32	Destined to U.S. points	"	16, 591	2, 844	-	6, 726	6, 153
33	Total freight traffic carried ¹	"	287, 081	194, 610	-	97, 541	6, 168
34	Unloaded from railway cars in Canada	"	259, 328	171, 292	-	237	15
35	Delivered to other railways in Canada	"	10, 921	17, 921	-	89, 786	404
36	Delivered to U.S. rail connections	"	16, 832	5, 396	-	7, 518	376
128. Hay, forage and straw							
37	Loaded onto railway cars in Canada	carload	187	214	-	-	-
38	Loaded onto railway cars in Canada	ton	3, 032	5, 098	-	-	-
39	Received from other railways in Canada	"	481	29	-	-	-
Received from U.S. rail:							
40	Destined to Canadian points	"	-	47	-	-	-
41	Destined to U.S. points	"	-	295	-	2, 193	1, 429
42	Total freight traffic carried ¹	"	3, 513	5, 469	-	2, 193	1, 429
43	Unloaded from railway cars in Canada	"	3, 245	546	-	-	-
44	Delivered to other railways in Canada	"	133	3, 498	-	-	-
45	Delivered to U.S. rail connections	"	135	1, 426	-	2, 193	1, 429
130. Wheat bran, shorts and middlings							
46	Loaded onto railway cars in Canada	carload	5, 552	6, 016	-	-	88
47	Loaded onto railway cars in Canada	ton	181, 022	213, 556	-	-	2, 722
48	Received from other railways in Canada	"	13, 689	45, 893	321	562	-
Received from U.S. rail:							
49	Destined to Canadian points	"	18, 471	215	-	4, 088	-
50	Destined to U.S. points	"	2, 455	48, 238	-	3, 015	1, 829
51	Total freight traffic carried ¹	"	215, 637	307, 902	321	7, 665	4, 551
52	Unloaded from railway cars in Canada	"	198, 364	171, 353	266	90	-
53	Delivered to other railways in Canada	"	4, 580	21, 647	55	4, 088	2, 692
54	Delivered to U.S. rail connections	"	12, 693	114, 903	-	3, 487	1, 859

See footnote(s) at end of table.

TABLEAU 2. Marchandises payantes transportées par chemin de fer au Canada - année 1970 - suite

Class II - Classe II				Classes III and IV - Classes III et IV	Grand total all railways - Total général tous chemins de fer	Désignation	N°	
Ontario Northland	Pacific Great Eastern	Quebec North Shore and - et Latrador	All other - Tous autres					
Aliments, provendes, boissons et tabac (charge complète) - suite								
144. Préparations alimentaires pour animaux n.d.a.								
-	-	-	33	-	7,163	wagon	Chargées sur wagons au Canada	1
-	-	-	2,125	-	329,378	tonne	Chargées sur wagons au Canada	2
599	24	-	14,104	4,111	41,427	"	En provenance d'autres chemins de fer au Canada	3
-	-	-	13,133	-	42,157	"	En provenance des États-Unis:	
-	-	-	948	51	381,826	"	A destination du Canada	4
599	24	-	30,310	4,162	...	"	A destination des États-Unis	5
599	24	-	8,863	4,111	238,726	"	Total du trafic marchandises transportées ¹	6
-	-	-	16,285	-	44,702	"	Déchargées du wagon au Canada	7
-	-	-	5,162	51	511,360	"	Remises aux autres chemins de fer au Canada	8
-	-	-	-	-	-	"	Remises au réseau des États-Unis	9
146. Boissons non alcooliques								
-	-	111	1	-	619	wagon	Chargées sur wagons au Canada	10
21	-	3,734	40	-	17,579	tonne	Chargées sur wagons au Canada	11
-	-	122	1,056	-	5,302	"	En provenance d'autres chemins de fer au Canada	12
-	-	-	782	-	918	"	En provenance des États-Unis:	
-	-	-	-	-	1,429	"	A destination du Canada	13
21	-	3,856	1,878	-	...	"	A destination des États-Unis	14
21	-	1,803	1,838	-	19,637	"	Total du trafic marchandises transportées ¹	15
-	-	2,053	40	-	4,210	"	Déchargées du wagon au Canada	16
-	-	-	-	-	1,382	"	Remises aux autres chemins de fer au Canada	17
-	-	-	-	-	-	"	Remises au réseau des États-Unis	18
148. Ale, bière, stout et porter								
33	233	47	45	76	19,522	wagon	Chargées sur wagons au Canada	19
500	6,183	2,342	1,277	1,165	615,394	tonne	Chargées sur wagons au Canada	20
31,125	5,457	674	20,255	2,770	130,590	"	En provenance d'autres chemins de fer au Canada	21
-	-	-	3,666	-	4,575	"	En provenance des États-Unis:	
-	-	-	1,213	-	122,793	"	A destination du Canada	22
-	-	-	-	-	...	"	A destination des États-Unis	23
31,625	11,640	3,016	26,411	3,935	...	"	Total du trafic marchandises transportées ¹	24
36,741	11,563	1,043	23,809	2,770	651,058	"	Déchargées du wagon au Canada	25
4,884	77	1,973	2,070	1,165	90,054	"	Remises aux autres chemins de fer au Canada	26
-	-	-	532	-	132,239	"	Remises au réseau des États-Unis	27
150. Vins et boissons alcooliques fermentées n.d.a.								
-	40	-	-	-	395	wagon	Chargées sur wagons au Canada	28
-	1,046	-	-	-	8,052	tonne	Chargées sur wagons au Canada	29
-	-	-	1,570	-	4,639	"	En provenance d'autres chemins de fer au Canada	30
-	-	-	238	-	3,405	"	En provenance des États-Unis:	
-	-	-	-	-	9,104	"	A destination du Canada	31
-	1,046	-	1,808	-	...	"	A destination des États-Unis	32
-	1,046	-	24	-	11,619	"	Total du trafic marchandises transportées ¹	33
-	-	-	1,784	-	2,853	"	Déchargées du wagon au Canada	34
-	-	-	-	-	10,727	"	Remises aux autres chemins de fer au Canada	35
-	-	-	-	-	-	"	Remises au réseau des États-Unis	36
152. Boissons alcooliques distillées								
-	107	15	413	-	3,554	wagon	Chargées sur wagons au Canada	37
-	2,960	317	17,129	-	116,329	tonne	Chargées sur wagons au Canada	38
-	41	-	9,093	-	20,982	"	En provenance d'autres chemins de fer au Canada	39
-	-	-	1,072	-	29,213	"	En provenance des États-Unis:	
-	-	-	1,228	-	6,865	"	A destination du Canada	40
-	3,001	317	28,522	-	...	"	A destination des États-Unis	41
-	2,973	125	2,624	-	98,851	"	Total du trafic marchandises transportées ¹	42
-	-	192	7,647	-	13,258	"	Déchargées du wagon au Canada	43
-	28	-	18,251	-	61,279	"	Remises aux autres chemins de fer au Canada	44
-	-	-	-	-	-	"	Remises au réseau des États-Unis	45
154. Cigarettes								
-	-	-	-	-	1,516	wagon	Chargées sur wagons au Canada	46
-	-	-	-	-	29,437	tonne	Chargées sur wagons au Canada	47
-	-	-	2,959	-	2,959	"	En provenance d'autres chemins de fer au Canada	48
-	-	-	-	-	1,105	"	En provenance des États-Unis:	
-	-	-	-	-	70	"	A destination du Canada	49
-	-	-	-	-	...	"	A destination des États-Unis	50
-	-	-	2,959	-	29,700	"	Total du trafic marchandises transportées ¹	51
-	-	-	-	-	3,597	"	Déchargées du wagon au Canada	52
-	-	-	-	-	274	"	Remises aux autres chemins de fer au Canada	53
-	-	-	-	-	-	"	Remises au réseau des États-Unis	54

TABLE 2. Revenue Freight Carried by Railways within Canada - Year 1970 - Continued

No.	Commodity	Class I - Classe I		Class II - Classe II				
		Canadian National - Canadien National	Canadian Pacific - Canadien Pacifique	Algoma Central	Canada Southern (Penn. Central)	Chesapeake and Ohio	Northern Alberta	
Food, feed, beverages and tobacco (C.L.) - Concluded								
156. Tobacco, unmanufactured								
1	Loaded onto railway cars in Canada	carload	314	204	-	26	270	-
2	Loaded onto railway cars in Canada	ton	7,595	4,383	-	608	8,279	-
3	Received from other railways in Canada	"	32	600	-	-	-	-
Received from U.S. rail:								
4	Destined to Canadian points	"	1,365	143	-	-	-	-
5	Destined to U.S. points	"	-	40	-	-	-	-
6	Total freight traffic carried ¹	"	8,992	5,166	-	608	8,279	-
7	Unloaded from railway cars in Canada	"	7,397	4,866	-	-	-	-
8	Delivered to other railways in Canada	"	-	-	-	608	16	-
9	Delivered to U.S. rail connections	"	1,595	301	-	-	8,263	-
158. Tobacco, manufactured, n.e.s.								
10	Loaded onto railway cars in Canada	carload	26	11	-	-	-	-
11	Loaded onto railway cars in Canada	ton	538	161	-	-	-	-
12	Received from other railways in Canada	"	-	-	-	-	-	-
Received from U.S. rail:								
13	Destined to Canadian points	"	67	-	-	-	-	-
14	Destined to U.S. points	"	113	-	-	190	-	-
15	Total freight traffic carried ¹	"	718	161	-	190	-	-
16	Unloaded from railway cars in Canada	"	605	131	-	-	-	-
17	Delivered to other railways in Canada	"	-	-	-	-	-	-
18	Delivered to U.S. rail connections	"	113	30	-	190	-	-
(992). Total								
19	Loaded onto railway cars in Canada	carload	275,834	302,693	3	4,821	5,087	14,048
20	Loaded onto railway cars in Canada	ton	12,406,396	15,790,097	33	178,845	254,467	785,894
21	Received from other railways in Canada	"	655,046	930,882	5,875	29,769	2,493	72,832
Received from U.S. rail:								
22	Destined to Canadian points	"	1,301,819	454,235	-	37,340	18,396	-
23	Destined to U.S. points	"	252,650	915,429	-	638,164	1,106,712	-
24	Total freight traffic carried ¹	"	14,615,911	18,090,643	5,908	884,118	1,382,068	858,630
25	Unloaded from railway cars in Canada	"	13,779,722	16,395,699	5,153	17,791	74,562	7,853
26	Delivered to other railways in Canada	"	236,723	454,930	755	176,117	176,007	850,830
27	Delivered to U.S. rail connections	"	599,466	1,240,014	-	690,210	1,131,499	-
SECTION III								
Crude materials, inedible (C.L.)								
160. Raw hides and skins including fur skins								
28	Loaded onto railway cars in Canada	carload	377	212	-	-	-	-
29	Loaded onto railway cars in Canada	ton	10,176	8,982	-	-	-	-
30	Received from other railways in Canada	"	-	1,002	-	73	-	-
Received from U.S. rail:								
31	Destined to Canadian points	"	30,821	26,529	-	1,611	-	-
32	Destined to U.S. points	"	2,003	27,764	-	1,080	9,637	-
33	Total freight traffic carried ¹	"	43,000	64,277	-	2,764	9,637	-
34	Unloaded from railway cars in Canada	"	27,754	34,765	-	-	-	-
35	Delivered to other railways in Canada	"	142	180	-	1,636	-	-
36	Delivered to U.S. rail connections	"	15,104	29,333	-	1,128	9,637	-
162. Primary tankage								
37	Loaded onto railway cars in Canada	carload	429	257	-	-	-	-
38	Loaded onto railway cars in Canada	ton	12,319	10,895	-	-	-	-
39	Received from other railways in Canada	"	894	578	-	43	-	-
Received from U.S. rail:								
40	Destined to Canadian points	"	10,022	2,540	-	689	-	-
41	Destined to U.S. points	"	684	3,838	-	-	780	-
42	Total freight traffic carried ¹	"	23,919	17,851	-	732	780	-
43	Unloaded from railway cars in Canada	"	18,950	12,092	-	102	-	-
44	Delivered to other railways in Canada	"	3,750	788	-	587	-	-
45	Delivered to U.S. rail connections	"	1,219	4,972	-	43	780	-
164. Crude animal products, inedible, n.e.s. (exc. fibres)								
46	Loaded onto railway cars in Canada	carload	134	23	-	-	-	-
47	Loaded onto railway cars in Canada	ton	2,990	647	-	-	-	-
48	Received from other railways in Canada	"	222	2,310	-	40	-	-
Received from U.S. rail:								
49	Destined to Canadian points	"	9,445	2,988	-	1,185	40	-
50	Destined to U.S. points	"	2,283	792	-	563	411	-
51	Total freight traffic carried ¹	"	14,940	6,737	-	1,788	451	-
52	Unloaded from railway cars in Canada	"	12,499	5,536	-	165	40	-
53	Delivered to other railways in Canada	"	143	220	-	1,020	-	-
54	Delivered to U.S. rail connections	"	2,298	982	-	603	411	-

See footnote(s) at end of table.

TABLEAU 2. Marchandises payantes transportées par chemin de fer au Canada - année 1970 - suite

Ontario Northland	Class II - Classe II			Classes III and IV - Classes III et IV	Grand total all railways - Total général tous chemins de fer	Désignation	N°
	Pacific Great Eastern	Quebec North Shore and - et Labrador	All other - Tous autres				
						Aliments, provendes, boissons et tabac (charge complète) - fin	
						156. Tabacs bruts	
-	-	-	-	-	814	wagon Chargées sur wagons au Canada	1
-	-	-	-	-	20,865	tonne Chargées sur wagons au Canada	2
-	-	-	-	-	632	" En provenance d'autres chemins de fer au Canada	3
-	-	-	487	-	1,995	" En provenance des États-Unis:	
-	-	-	-	-	40	" A destination du Canada	4
-	-	-	487	-	...	" A destination des États-Unis	5
-	-	-	487	-	12,750	" Total du trafic marchandises transportées¹	6
-	-	-	-	-	624	" Déchargées du wagon au Canada	7
-	-	-	-	-	10,159	" Remises aux autres chemins de fer au Canada	8
-	-	-	-	-	-	" Remises au réseau des États-Unis	9
						158. Tabacs fabriqués, n.d.a.	
-	-	-	-	-	37	wagon Chargées sur wagons au Canada	10
-	-	-	-	-	699	tonne Chargées sur wagons au Canada	11
-	-	-	-	-	-	" En provenance d'autres chemins de fer au Canada	12
-	-	-	-	-	67	" En provenance des États-Unis:	
-	-	-	-	-	303	" A destination du Canada	13
-	-	-	-	-	...	" A destination des États-Unis	14
-	-	-	-	-	736	" Total du trafic marchandises transportées¹	15
-	-	-	-	-	-	" Déchargées du wagon au Canada	16
-	-	-	-	-	333	" Remises aux autres chemins de fer au Canada	17
-	-	-	-	-	-	" Remises au réseau des États-Unis	18
						(992) Total	
71	5,931	920	5,339	76	614,835	wagon Chargées sur wagons au Canada	19
1,415	302,351	21,862	212,701	1,165	29,955,186	tonne Chargées sur wagons au Canada	20
2,288	12,541	796	502,926	9,170	2,284,618	" En provenance d'autres chemins de fer au Canada	21
-	219	-	367,960	-	2,179,969	" En provenance des États-Unis:	
-	-	-	66,919	-	1,805	" A destination du Canada	22
-	-	-	1,150,506	12,140	2,981,679	" A destination des États-Unis	23
63,703	315,111	22,658	1,150,506	12,140	...	" Total du trafic marchandises transportées¹	24
66,752	127,912	17,820	545,138	9,170	31,036,575	" Déchargées du wagon au Canada	25
7,951	187,147	4,838	451,406	1,165	2,547,869	" Remises aux autres chemins de fer au Canada	26
-	52	-	153,962	1,805	3,817,008	" Remises au réseau des États-Unis	27
						SECTION III	
						Matières brutes, non comestibles (charge complète)	
						160. Cuirs et peaux bruts, y compris pelleteries	
-	1	-	14	-	604	wagon Chargées sur wagons au Canada	28
-	19	-	465	-	19,642	tonne Chargées sur wagons au Canada	29
-	-	-	89	-	1,164	" En provenance d'autres chemins de fer au Canada	30
-	-	-	158	-	59,119	" En provenance des États-Unis:	
-	-	-	22	-	40,506	" A destination du Canada	31
-	19	-	734	-	...	" A destination des États-Unis	32
-	-	-	158	-	62,677	" Total du trafic marchandises transportées¹	33
-	-	-	89	-	2,047	" Déchargées du wagon au Canada	34
-	19	-	487	-	55,708	" Remises aux autres chemins de fer au Canada	35
-	-	-	-	-	-	" Remises au réseau des États-Unis	36
						162. Résidus de graisse bruts utilisés comme engrais	
-	-	-	-	-	686	wagon Chargées sur wagons au Canada	37
-	-	-	-	-	23,214	tonne Chargées sur wagons au Canada	38
15	-	-	480	-	2,010	" En provenance d'autres chemins de fer au Canada	39
-	-	-	481	-	13,732	" En provenance des États-Unis:	
-	-	-	50	-	5,352	" A destination du Canada	40
15	-	-	1,011	-	...	" A destination des États-Unis	41
15	-	-	175	-	31,334	" Total du trafic marchandises transportées¹	42
-	-	-	564	-	5,689	" Déchargées du wagon au Canada	43
-	-	-	272	-	7,286	" Remises aux autres chemins de fer au Canada	44
-	-	-	-	-	-	" Remises au réseau des États-Unis	45
						164. Produits d'origine animale, non comestibles n.d.a. (à l'exclusion des fibres)	
-	-	-	-	-	157	wagon Chargées sur wagons au Canada	46
-	-	-	-	-	3,637	tonne Chargées sur wagons au Canada	47
50	-	-	1,221	-	3,843	" En provenance d'autres chemins de fer au Canada	48
-	-	-	1,575	-	15,233	" En provenance des États-Unis:	
-	-	-	-	-	4,049	" A destination du Canada	49
50	-	-	2,796	-	...	" A destination des États-Unis	50
50	-	-	340	-	18,630	" Total du trafic marchandises transportées¹	51
-	-	-	2,456	-	3,839	" Déchargées du wagon au Canada	52
-	-	-	-	-	4,294	" Remises aux autres chemins de fer au Canada	53
-	-	-	-	-	-	" Remises au réseau des États-Unis	54

Voir renvoi(s) à la fin du tableau.

TABLE 2. Revenue Freight Carried by Railways within Canada - Year 1970 - Continued

No.	Commodity	Class I - Classe I		Class II - Classe II				
		Canadian National - Canadian National	Canadian Pacific - Canadien Pacifique	Algoma Central	Canada Southern (Penn. Central)	Chesapeake and Ohio	Northern Alberta	
Crude materials, inedible (C.L.) - Continued								
166. Seeds for sowing, n.e.s.								
1	Loaded onto railway cars in Canada	carload	266	354	-	4	3	605
2	Loaded onto railway cars in Canada	ton	8,474	11,824	-	112	129	19,902
3	Received from other railways in Canada	"	10,785	3,362	-	-	-	2,761
Received from U.S. rail:								
4	Destined to Canadian points	"	2,485	2,772	-	22	172	-
5	Destined to U.S. points	"	30	461	-	1,257	304	-
6	Total freight traffic carried ¹	"	21,774	18,419	-	1,391	605	22,663
7	Unloaded from railway cars in Canada	"	20,868	16,272	-	-	172	1,103
8	Delivered to other railways in Canada	"	496	507	-	104	129	21,560
9	Delivered to U.S. rail connections	"	410	1,639	-	1,287	304	-
168. Flaxseed								
10	Loaded onto railway cars in Canada	carload	3,546	7,804	-	-	-	226
11	Loaded onto railway cars in Canada	ton	156,214	444,090	-	-	-	12,102
12	Received from other railways in Canada	"	5,962	3,265	-	-	-	1,776
Received from U.S. rail:								
13	Destined to Canadian points	"	47	70	-	-	-	-
14	Destined to U.S. points	"	-	-	-	1,156	-	-
15	Total freight traffic carried ¹	"	162,223	447,425	-	1,156	-	13,878
16	Unloaded from railway cars in Canada	"	162,223	447,368	-	-	-	-
17	Delivered to other railways in Canada	"	-	57	-	-	-	13,878
18	Delivered to U.S. rail connections	"	-	-	-	1,156	-	-
170. Rapeseed								
19	Loaded onto railway cars in Canada	carload	12,109	4,565	-	-	-	2,901
20	Loaded onto railway cars in Canada	ton	652,608	258,975	-	-	-	161,372
21	Received from other railways in Canada	"	62,664	60,884	-	40	-	17,936
Received from U.S. rail:								
22	Destined to Canadian points	"	-	-	-	-	-	-
23	Destined to U.S. points	"	-	-	-	-	-	-
24	Total freight traffic carried ¹	"	715,272	319,859	-	40	-	179,194
25	Unloaded from railway cars in Canada	"	714,857	318,602	-	-	-	10,904
26	Delivered to other railways in Canada	"	368	1,188	-	-	-	168,294
27	Delivered to U.S. rail connections	"	47	68	-	40	-	-
172. Soyabeans								
28	Loaded onto railway cars in Canada	carload	215	269	-	611	659	-
29	Loaded onto railway cars in Canada	ton	8,613	15,813	-	38,546	41,241	-
30	Received from other railways in Canada	"	420	27,492	-	-	-	-
Received from U.S. rail:								
31	Destined to Canadian points	"	62,636	-	-	-	-	-
32	Destined to U.S. points	"	95	-	-	200	193	-
33	Total freight traffic carried ¹	"	71,764	43,305	-	38,746	41,434	-
34	Unloaded from railway cars in Canada	"	71,416	43,305	-	-	15,297	-
35	Delivered to other railways in Canada	"	56	-	-	38,546	25,944	-
36	Delivered to U.S. rail connections	"	292	-	-	200	193	-
174. Oil seeds, oil nuts and oil kernels, n.e.s.								
37	Loaded onto railway cars in Canada	carload	490	1,025	-	-	1	-
38	Loaded onto railway cars in Canada	ton	20,730	43,891	-	-	20	-
39	Received from other railways in Canada	"	4,250	3,803	-	1,892	-	-
Received from U.S. rail:								
40	Destined to Canadian points	"	3,929	31,716	-	184	-	-
41	Destined to U.S. points	"	419	1,032	-	30	336	-
42	Total freight traffic carried ¹	"	29,328	80,442	-	2,106	356	-
43	Unloaded from railway cars in Canada	"	24,689	65,858	-	-	-	-
44	Delivered to other railways in Canada	"	1,326	9,311	-	184	20	-
45	Delivered to U.S. rail connections	"	3,313	5,274	-	1,922	336	-
176. Rubber and allied gums, natural								
46	Loaded onto railway cars in Canada	carload	344	144	-	-	33	-
47	Loaded onto railway cars in Canada	ton	9,666	4,887	-	-	1,176	-
48	Received from other railways in Canada	"	-	2,465	-	-	75	-
Received from U.S. rail:								
49	Destined to Canadian points	"	4,301	5,872	-	2,295	-	-
50	Destined to U.S. points	"	1,487	79	-	537	260	-
51	Total freight traffic carried ¹	"	15,454	13,303	-	2,832	1,511	-
52	Unloaded from railway cars in Canada	"	13,837	13,067	-	-	75	-
53	Delivered to other railways in Canada	"	132	75	-	2,295	1,130	-
54	Delivered to U.S. rail connections	"	1,485	161	-	537	306	-

See footnote(s) at end of table.

TABLEAU 2. Marchandises payantes transportées par chemin de fer au Canada - année 1970 - suite

Ontario Northland	Class II - Classe II			Classes III and IV - Classes III et IV	Grand total all railways - Total général tous chemins de fer	Désignation	N°
	Pacific Great Eastern	Quebec North Shore and - et Labrador	All other - Tous autres				
						Aliments, provendes, boissons et tabac (charge complète) - suite	
						120. Shortening et saindoux	
-	-	-	-	-	997	wagon Chargées sur wagons au Canada	1
-	-	-	-	-	25,186	tonne Chargées sur wagons au Canada	2
-	-	-	978	-	2,451	" En provenance d'autres chemins de fer au Canada	3
-	-	-	-	-	-	En provenance des États-Unis:	
-	-	-	567	-	1,209	" A destination du Canada	4
-	-	-	-	-	2,832	" A destination des États-Unis	5
-	-	-	1,545	-	-	" Total du trafic marchandises transportées¹	6
-	-	-	1,161	-	25,686	" Déchargées du wagon au Canada	7
-	-	-	364	-	1,825	" Remises aux autres chemins de fer au Canada	8
-	-	-	20	-	4,166	" Remises au réseau des États-Unis	9
						122. Potages et aliments pour enfants et bébés	
-	-	-	-	-	906	wagon Chargées sur wagons au Canada	10
-	-	-	-	-	30,549	tonne Chargées sur wagons au Canada	11
-	-	-	7,547	-	7,727	" En provenance d'autres chemins de fer au Canada	12
-	-	-	-	-	-	En provenance des États-Unis:	
-	-	-	-	-	86	" A destination du Canada	13
-	-	-	61	-	14,964	" A destination des États-Unis	14
-	-	-	7,608	-	...	" Total du trafic marchandises transportées¹	15
-	-	-	7,338	-	33,326	" Déchargées du wagon au Canada	16
-	-	-	209	-	4,992	" Remises aux autres chemins de fer au Canada	17
-	-	-	61	-	15,008	" Remises au réseau des États-Unis	18
						124. Aliments congelés déjà cuits	
-	-	-	18	-	2,000	wagon Chargées sur wagons au Canada	19
-	-	-	702	-	53,993	tonne Chargées sur wagons au Canada	20
-	-	-	1,809	-	5,742	" En provenance d'autres chemins de fer au Canada	21
-	-	-	-	-	-	En provenance des États-Unis:	
-	-	-	247	-	3,941	" A destination du Canada	22
-	-	-	171	-	41,104	" A destination des États-Unis	23
-	-	-	2,929	-	...	" Total du trafic marchandises transportées¹	24
-	-	-	1,085	-	54,746	" Déchargées du wagon au Canada	25
-	-	-	1,293	-	6,424	" Remises aux autres chemins de fer au Canada	26
-	-	-	551	-	43,610	" Remises au réseau des États-Unis	27
						126. Ingrédients alimentaires n.d.a.	
31	860	698	879	-	14,843	wagon Chargées sur wagons au Canada	28 28
695	40,847	14,815	25,628	-	420,568	tonne Chargées sur wagons au Canada	29
1,035	2,725	-	65,939	651	151,413	" En provenance d'autres chemins de fer au Canada	30
-	-	-	19,133	-	153,353	" En provenance des États-Unis:	
-	-	-	9,941	-	42,255	" A destination du Canada	31
1,730	43,572	14,815	120,641	651	...	" A destination des États-Unis	32
1,723	43,572	14,211	54,210	651	545,643	" Total du trafic marchandises transportées¹	33
7	-	604	55,328	-	174,943	" Déchargées du wagon au Canada	34
-	-	-	11,103	-	47,002	" Remises aux autres chemins de fer au Canada	35
-	-	-	-	-	-	" Remises au réseau des États-Unis	36
						128. Foin, fourrage et paille	
-	-	-	-	-	401	wagon Chargées sur wagons au Canada	37
78	20	-	2,511	-	8,130	tonne Chargées sur wagons au Canada	38
-	-	-	-	-	3,119	" En provenance d'autres chemins de fer au Canada	39
-	-	-	24	-	71	" En provenance des États-Unis:	
78	20	-	15	-	3,932	" A destination du Canada	40
-	20	-	2,550	-	...	" A destination des États-Unis	41
78	-	-	24	-	3,835	" Total du trafic marchandises transportées¹	42
-	-	-	2,496	-	6,205	" Déchargées du wagon au Canada	43
-	-	-	30	-	5,213	" Remises aux autres chemins de fer au Canada	44
-	-	-	-	-	-	" Remises au réseau des États-Unis	45
						130. Son, remoulages et issues de blé	
-	1	-	784	-	12,441	wagon Chargées sur wagons au Canada	46
-	49	-	31,563	-	428,912	tonne Chargées sur wagons au Canada	47
553	-	-	8,725	-	70,066	" En provenance d'autres chemins de fer au Canada	48
-	-	-	9,516	-	32,290	" En provenance des États-Unis:	
-	-	-	2,497	-	58,034	" A destination du Canada	49
553	49	-	52,301	-	...	" A destination des États-Unis	50
553	-	-	4,724	-	375,573	" Total du trafic marchandises transportées¹	51
-	49	-	44,912	-	78,123	" Déchargées du wagon au Canada	52
-	-	-	2,665	-	135,607	" Remises aux autres chemins de fer au Canada	53
-	-	-	-	-	-	" Remises au réseau des États-Unis	54

Voir renvoi(s) à la fin du tableau.

TABLE 2. Revenue Freight Carried by Railways within Canada - Year 1970 - Continued

No.	Commodity	Class I - Classe I		Class II - Classe II				
		Canadian National - Canadian National	Canadian Pacific - Canadien Pacifique	Algoma Central	Canada Southern (Penn. Central)	Chesapeake and Ohio	Northwest Alberta	
Food, feed, beverages and tobacco (C.L.) - Continued								
132. Ground cereals and by-products, n.e.s.								
1	Loaded onto railway cars in Canada	carload	5,530	5,594	-	-	58	-
2	Loaded onto railway cars in Canada	ton	173,858	221,261	-	-	1,460	-
3	Received from other railways in Canada	"	10,974	11,157	130	5,326	-	100
Received from U.S. rail:								
4	Destined to Canadian points	"	28,020	3,746	-	2,062	-	-
5	Destined to U.S. points	"	4,437	51,215	-	-	72,203	-
6	Total freight traffic carried ¹	"	217,289	287,379	130	7,388	73,663	100
7	Unloaded from railway cars in Canada	"	184,969	145,087	75	650	-	80
8	Delivered to other railways in Canada	"	5,378	60,966	55	2,062	1,310	20
9	Delivered to U.S. rail connections	"	26,942	81,326	-	4,676	72,353	-
134. Soyabean oil meal								
10	Loaded onto railway cars in Canada	carload	1,131	2,438	-	1	-	-
11	Loaded onto railway cars in Canada	ton	43,260	125,186	-	60	-	-
12	Received from other railways in Canada	"	8,771	5,164	-	-	-	373
Received from U.S. rail:								
13	Destined to Canadian points	"	31,689	33,760	-	764	335	-
14	Destined to U.S. points	"	16,712	45,142	-	30	33,619	-
15	Total freight traffic carried ¹	"	100,432	209,252	-	854	33,954	373
16	Unloaded from railway cars in Canada	"	79,083	148,097	-	-	335	373
17	Delivered to other railways in Canada	"	4,236	14,001	-	824	-	-
18	Delivered to U.S. rail connections	"	17,113	47,153	-	30	33,619	-
136. Oil seed meals (incl. cake) n.e.s.								
19	Loaded onto railway cars in Canada	carload	148	1,630	-	-	-	-
20	Loaded onto railway cars in Canada	ton	6,142	82,128	-	-	-	-
21	Received from other railways in Canada	"	17,285	427	-	-	-	-
Received from U.S. rail:								
22	Destined to Canadian points	"	498	1,244	-	827	64	-
23	Destined to U.S. points	"	-	313	-	160	177	-
24	Total freight traffic carried ¹	"	23,925	84,112	-	987	185	-
25	Unloaded from railway cars in Canada	"	23,241	65,355	-	-	68	-
26	Delivered to other railways in Canada	"	654	18,444	-	827	-	-
27	Delivered to U.S. rail connections	"	30	313	-	160	127	-
138. Feeds of vegetable origin, n.e.s.								
28	Loaded onto railway cars in Canada	carload	1,542	1,671	-	78	57	-
29	Loaded onto railway cars in Canada	ton	52,779	66,780	-	3,450	2,260	-
30	Received from other railways in Canada	"	5,116	6,683	-	5,113	-	138
Received from U.S. rail:								
31	Destined to Canadian points	"	22,256	2,860	-	7,183	315	-
32	Destined to U.S. points	"	6,488	84,506	-	69	25,603	-
33	Total freight traffic carried ¹	"	86,639	160,829	-	15,815	28,178	138
34	Unloaded from railway cars in Canada	"	41,283	35,031	-	105	261	138
35	Delivered to other railways in Canada	"	5,419	15,783	-	7,395	1,711	-
36	Delivered to U.S. rail connections	"	39,937	110,014	-	8,315	26,206	-
140. Feeds of animal origin								
37	Loaded onto railway cars in Canada	carload	1,390	165	-	-	-	-
38	Loaded onto railway cars in Canada	ton	61,890	8,495	-	-	-	-
39	Received from other railways in Canada	"	554	5,066	-	311	-	-
Received from U.S. rail:								
40	Destined to Canadian points	"	372	505	-	-	-	-
41	Destined to U.S. points	"	1,606	1,071	-	10,017	-	-
42	Total freight traffic carried ¹	"	64,422	15,137	-	10,328	-	-
43	Unloaded from railway cars in Canada	"	38,341	6,019	-	25	-	-
44	Delivered to other railways in Canada	"	3,653	2,531	-	-	-	-
45	Delivered to U.S. rail connections	"	22,428	6,586	-	10,303	-	-
142. Primary or concentrated feeds								
46	Loaded onto railway cars in Canada	carload	109	27	-	-	-	-
47	Loaded onto railway cars in Canada	ton	4,459	1,773	-	-	-	-
48	Received from other railways in Canada	"	104	151	-	70	-	-
Received from U.S. rail:								
49	Destined to Canadian points	"	-	80	-	-	-	-
50	Destined to U.S. points	"	-	187	-	631	-	-
51	Total freight traffic carried ¹	"	4,563	2,191	-	701	-	-
52	Unloaded from railway cars in Canada	"	3,764	232	-	-	-	-
53	Delivered to other railways in Canada	"	462	-	-	-	-	-
54	Delivered to U.S. rail connections	"	337	1,960	-	701	-	-

See footnote(s) at end of table.

TABLE 2. Revenue Freight Carried by Railways within Canada - Year 1970 - Continued

No.	Commodity	Class I - Classe I		Class II - Classe II			
		Canadian National - Canadien National	Canadian Pacific - Canadien Pacifique	Algoma Central	Canada Southern (Penn. Central)	Chesapeake and Ohio	Northwest Albera
Food, feed, beverages and tobacco (C.L.) - continued							
144. Secondary or complete animal feeds, n.e.s.							
1	Loaded onto railway cars in Canada	carload	3,550	3,579	-	-	1
2	Loaded onto railway cars in Canada	ton	119,317	207,885	-	-	51
3	Received from other railways in Canada	"	5,742	14,826	-	1,018	390
Received from U.S. rail:							
4	Destined to Canadian points	"	12,396	14,233	-	2,364	31
5	Destined to U.S. points	"	3,110	352,708	-	349	24,660
6	Total freight traffic carried ¹	"	140,565	589,652	-	3,731	25,081
7	Unloaded from railway cars in Canada	"	119,635	104,517	-	-	390
8	Delivered to other railways in Canada	"	9,119	16,436	-	2,754	31
9	Delivered to U.S. rail connections	"	11,811	468,699	-	977	24,660
146. Non-alcoholic beverages							
10	Loaded onto railway cars in Canada	carload	303	204	-	-	-
11	Loaded onto railway cars in Canada	ton	8,061	5,744	-	-	-
12	Received from other railways in Canada	"	3,355	404	-	-	344
Received from U.S. rail:							
13	Destined to Canadian points	"	136	-	-	-	-
14	Destined to U.S. points	"	47	75	-	1,225	82
15	Total freight traffic carried ¹	"	11,599	6,223	-	1,225	82
16	Unloaded from railway cars in Canada	"	11,159	4,628	-	-	188
17	Delivered to other railways in Canada	"	440	1,521	-	-	156
18	Delivered to U.S. rail connections	"	-	75	-	1,225	82
148. Ale, beer, stout and porter							
19	Loaded onto railway cars in Canada	carload	8,298	10,790	-	-	-
20	Loaded onto railway cars in Canada	ton	230,333	373,594	-	-	-
21	Received from other railways in Canada	"	65,308	2,978	1,779	-	244
Received from U.S. rail:							
22	Destined to Canadian points	"	247	662	-	-	-
23	Destined to U.S. points	"	4,175	15,934	-	18,842	82,629
24	Total freight traffic carried ¹	"	300,063	393,168	1,779	18,842	82,629
25	Unloaded from railway cars in Canada	"	247,717	335,415	1,779	-	221
26	Delivered to other railways in Canada	"	39,113	40,749	-	-	20
27	Delivered to U.S. rail connections	"	13,233	17,003	-	18,842	82,629
150. Wines and fermented alcoholic beverages, n.e.s.							
28	Loaded onto railway cars in Canada	carload	298	27	-	30	-
29	Loaded onto railway cars in Canada	ton	5,434	655	-	917	-
30	Received from other railways in Canada	"	-	3,042	-	-	27
Received from U.S. rail:							
31	Destined to Canadian points	"	2,732	375	-	60	-
32	Destined to U.S. points	"	8,334	2,365	-	5,685	720
33	Total freight traffic carried ¹	"	8,500	6,437	-	6,662	747
34	Unloaded from railway cars in Canada	"	6,661	3,861	-	-	27
35	Delivered to other railways in Canada	"	-	92	-	977	-
36	Delivered to U.S. rail connections	"	1,839	2,483	-	5,685	720
152. Distilled alcoholic beverages							
37	Loaded onto railway cars in Canada	carload	1,334	888	-	577	220
38	Loaded onto railway cars in Canada	ton	36,937	28,957	-	20,923	9,106
39	Received from other railways in Canada	"	373	10,841	182	350	27
Received from U.S. rail:							
40	Destined to Canadian points	"	23,865	2,753	-	1,523	-
41	Destined to U.S. points	"	1,313	1,092	-	-	3,232
42	Total freight traffic carried ¹	"	62,488	43,643	182	22,796	12,365
43	Unloaded from railway cars in Canada	"	57,026	34,589	182	1,230	27
44	Delivered to other railways in Canada	"	2,327	2,460	-	632	-
45	Delivered to U.S. rail connections	"	3,135	6,593	-	20,934	12,338
154. Cigarettes							
46	Loaded onto railway cars in Canada	carload	212	1,304	-	-	-
47	Loaded onto railway cars in Canada	ton	4,386	25,051	-	-	-
48	Received from other railways in Canada	"	-	-	-	-	-
Received from U.S. rail:							
49	Destined to Canadian points	"	1,105	-	-	-	-
50	Destined to U.S. points	"	-	-	-	32	38
51	Total freight traffic carried ¹	"	5,491	25,051	-	32	38
52	Unloaded from railway cars in Canada	"	5,287	24,413	-	-	-
53	Delivered to other railways in Canada	"	-	638	-	-	-
54	Delivered to U.S. rail connections	"	204	-	-	32	38

See footnote(s) at end of table.

TABLEAU 2. Marchandises payantes transportées par chemin de fer au Canada - année 1970 - suite

Ontario Northland	Class II - Classe II			Classes III and IV - Classes III et IV	Grand total all railways - Total général tous chemins de fer	Désignation	N°
	Pacific Great Eastern	Quebec North Shore and - et Labrador	All other - Tous autres				
Matières brutes, non comestibles (charge complète) - suite							
166. Semences n.d.a.							
-	48	-	1	-	1,281	wagon Chargées sur wagons au Canada	1
-	1,442	-	40	-	41,923	tonne Chargées sur wagons au Canada	2
19	31	-	306	-	17,264	En provenance d'autres chemins de fer au Canada	3
-	-	-	456	-	5,907	En provenance des États-Unis:	
-	-	-	-	-	-	A destination du Canada	4
19	1,473	-	30	-	2,082	A destination des États-Unis	5
19	1,150	-	832	-	-	Total du trafic marchandises transportées ¹	6
-	265	-	357	-	39,941	Déchargées du wagon au Canada	7
-	58	-	385	-	23,446	Remises aux autres chemins de fer au Canada	8
-	-	-	90	-	3,788	Remises au réseau des États-Unis	9
188. Graines de lin							
-	1	-	-	-	11,577	wagon Chargées sur wagons au Canada	10
-	57	-	-	-	612,463	tonne Chargées sur wagons au Canada	11
-	-	-	-	-	11,003	En provenance d'autres chemins de fer au Canada	12
-	-	-	-	-	-	En provenance des États-Unis:	
-	-	-	-	-	117	A destination du Canada	13
-	-	-	-	-	1,156	A destination des États-Unis	14
-	57	-	-	-	-	Total du trafic marchandises transportées ¹	15
-	57	-	-	-	609,648	Déchargées du wagon au Canada	16
-	-	-	-	-	13,935	Remises aux autres chemins de fer au Canada	17
-	-	-	-	-	1,156	Remises au réseau des États-Unis	18
170. Graines de colza							
-	-	-	-	-	19,635	wagon Chargées sur wagons au Canada	19
-	-	-	-	-	1,072,855	tonne Chargées sur wagons au Canada	20
-	-	-	40	-	141,554	En provenance d'autres chemins de fer au Canada	21
-	-	-	-	-	-	En provenance des États-Unis:	
-	-	-	-	-	-	A destination du Canada	22
-	-	-	-	-	-	A destination des États-Unis	23
-	-	-	40	-	-	Total du trafic marchandises transportées ¹	24
-	-	-	-	-	1,044,363	Déchargées du wagon au Canada	25
-	-	-	40	-	169,890	Remises aux autres chemins de fer au Canada	26
-	-	-	-	-	155	Remises au réseau des États-Unis	27
172. Graines de soja							
-	-	-	-	-	1,754	wagon Chargées sur wagons au Canada	28
-	-	-	-	-	104,213	tonne Chargées sur wagons au Canada	29
-	-	-	-	-	27,912	En provenance d'autres chemins de fer au Canada	30
-	-	-	-	-	-	En provenance des États-Unis:	
-	-	-	50	-	62,686	A destination du Canada	31
-	-	-	-	-	488	A destination des États-Unis	32
-	-	-	50	-	-	Total du trafic marchandises transportées ¹	33
-	-	-	50	-	130,068	Déchargées du wagon au Canada	34
-	-	-	-	-	64,546	Remises aux autres chemins de fer au Canada	35
-	-	-	-	-	685	Remises au réseau des États-Unis	36
174. Graines, noix et amandes oléagineuses n.d.a.							
-	-	-	-	-	1,516	wagon Chargées sur wagons au Canada	37
-	-	-	-	-	64,641	tonne Chargées sur wagons au Canada	38
-	-	-	7,204	-	17,149	En provenance d'autres chemins de fer au Canada	39
-	-	-	-	-	-	En provenance des États-Unis:	
-	-	-	8,322	-	44,151	A destination du Canada	40
-	-	-	-	-	1,817	A destination des États-Unis	41
-	-	-	15,526	-	-	Total du trafic marchandises transportées ¹	42
-	-	-	4,306	-	94,853	Déchargées du wagon au Canada	43
-	-	-	10,783	-	21,624	Remises aux autres chemins de fer au Canada	44
-	-	-	437	-	11,282	Remises au réseau des États-Unis	45
176. Caoutchouc naturel et autres gommes de la même famille							
-	-	-	1	-	522	wagon Chargées sur wagons au Canada	46
-	-	-	9	-	15,738	tonne Chargées sur wagons au Canada	47
-	-	-	2,293	-	4,833	En provenance d'autres chemins de fer au Canada	48
-	-	-	-	-	-	En provenance des États-Unis:	
-	-	-	295	-	12,763	A destination du Canada	49
-	-	-	29	-	2,392	A destination des États-Unis	50
-	-	-	2,626	-	-	Total du trafic marchandises transportées ¹	51
-	-	-	9	-	26,988	Déchargées du wagon au Canada	52
-	-	-	2,588	-	6,220	Remises aux autres chemins de fer au Canada	53
-	-	-	29	-	2,518	Remises au réseau des États-Unis	54

Voir renvoi(s) à la fin du tableau.

TABLE 2. Revenue Freight Carried by Railways within Canada - Year 1970 - Continued

No.	Commodity	Class I - Classe I		Class II - Classe II			
		Canadian National Canadien National	Canadian Pacific Canadien Pacifique	Algoma Central	Canada Southern (Penn. Central)	Chesapeake and Ohio	Northern Alberta
Crude materials, inedible (C.L.) - Continued							
178. Peatmoss and mosses, n.e.s.							
1	Loaded onto railway cars in Canada	carload	5,555	869	-	-	3
2	Loaded onto railway cars in Canada	ton	147,588	21,384	-	-	112
3	Received from other railways in Canada	"	8,403	1,892	-	161	254
Received from U.S. rail:							
4	Destined to Canadian points	"	750	-	-	-	33
5	Destined to U.S. points	"	279	152	-	-	10,994
6	Total freight traffic carried ¹	"	157,020	23,428	-	161	11,281
7	Unloaded from railway cars in Canada	"	90,435	4,087	-	45	254
8	Delivered to other railways in Canada	"	4,680	6,193	-	-	33
9	Delivered to U.S. rail connections	"	61,905	13,147	-	116	10,994
180. Other crude vegetable materials, inedible, n.e.s.							
10	Loaded onto railway cars in Canada	carload	123	108	-	1	1
11	Loaded onto railway cars in Canada	ton	3,168	4,972	-	31	34
12	Received from other railways in Canada	"	349	1,770	40	40	22
Received from U.S. rail:							
13	Destined to Canadian points	"	5,393	5,264	-	83	94
14	Destined to U.S. points	"	424	146	-	589	1,266
15	Total freight traffic carried ¹	"	9,334	12,152	40	743	1,394
16	Unloaded from railway cars in Canada	"	7,471	8,415	40	-	94
17	Delivered to other railways in Canada	"	1,489	2,892	-	83	34
18	Delivered to U.S. rail connections	"	374	846	-	660	1,266
182. Logs and bolts of wood							
19	Loaded onto railway cars in Canada	carload	23,150	16,763	1,003	13	652
20	Loaded onto railway cars in Canada	ton	867,606	693,237	43,583	359	22,905
21	Received from other railways in Canada	"	4,427	23,262	102	115	-
Received from U.S. rail:							
22	Destined to Canadian points	"	12,998	5,475	-	66	798
23	Destined to U.S. points	"	-	56,040	-	5,139	83
24	Total freight traffic carried ¹	"	885,031	778,014	43,685	5,679	881
25	Unloaded from railway cars in Canada	"	827,251	715,892	29,718	-	798
26	Delivered to other railways in Canada	"	54,388	2,341	3,035	66	-
27	Delivered to U.S. rail connections	"	3,392	59,782	10,932	5,613	83
184. Fence posts, pitprops and piling of wood							
28	Loaded onto railway cars in Canada	carload	1,244	285	-	-	-
29	Loaded onto railway cars in Canada	ton	45,619	12,579	-	-	-
30	Received from other railways in Canada	"	532	112	34	-	384
Received from U.S. rail:							
31	Destined to Canadian points	"	916	2,551	-	37	-
32	Destined to U.S. points	"	-	385	-	-	30
33	Total freight traffic carried ¹	"	47,067	15,627	34	37	384
34	Unloaded from railway cars in Canada	"	45,250	13,651	34	-	357
35	Delivered to other railways in Canada	"	1,581	129	-	37	27
36	Delivered to U.S. rail connections	"	236	1,847	-	-	30
186. Round timber, n.e.s.							
37	Loaded onto railway cars in Canada	carload	8,835	2,233	-	-	2
38	Loaded onto railway cars in Canada	ton	296,007	77,672	-	-	94
39	Received from other railways in Canada	"	7,862	30,505	259	977	303
Received from U.S. rail:							
40	Destined to Canadian points	"	3,958	9,821	-	78	807
41	Destined to U.S. points	"	2,605	6,579	-	453	795
42	Total freight traffic carried ¹	"	310,432	124,577	259	1,508	1,905
43	Unloaded from railway cars in Canada	"	280,993	74,584	212	895	398
44	Delivered to other railways in Canada	"	20,477	15,597	47	-	712
45	Delivered to U.S. rail connections	"	8,962	34,395	-	613	795
188. Pulpwood logs							
46	Loaded onto railway cars in Canada	carload	60,730	17,251	6,152	-	181
47	Loaded onto railway cars in Canada	ton	2,929,334	854,392	339,966	-	6,951
48	Received from other railways in Canada	"	143,947	183,755	9,889	73	-
Received from U.S. rail:							
49	Destined to Canadian points	"	1,478	318	-	-	-
50	Destined to U.S. points	"	11,439	504	-	2,200	-
51	Total freight traffic carried ¹	"	3,086,198	1,038,969	349,855	2,273	6,951
52	Unloaded from railway cars in Canada	"	2,903,663	893,375	223,052	-	-
53	Delivered to other railways in Canada	"	139,452	110,763	1,995	-	6,951
54	Delivered to U.S. rail connections	"	43,083	34,830	124,808	2,273	-

See footnote(s) at end of table.

TABLEAU 2. Marchandises payantes transportées par chemin de fer au Canada - année 1970 - suite

Class II - Classe II				Classes III and IV - Classes III et IV	Grand total all railways - Total général tous chemins de fer	Désignation	N°
Ontario Northland	Pacific Great Eastern	Quebec North Shore and -- et Labrador	All other - Tous autres				
Matières brutes, non comestibles (charge complète) - suite							
178. Tourbe n.d.a.							
-	-	-	159	46	6,632	wagon Chargées sur wagons au Canada	1
-	-	-	3,870	1,080	174,034	tonne Chargées sur wagons au Canada	2
-	-	-	6,579	-	17,289	" En provenance d'autres chemins de fer au Canada	3
-	-	-	-	-	783	" En provenance des États-Unis:	
-	-	-	-	-	11,425	" A destination du Canada	4
-	-	-	10,449	1,080	...	" A destination des États-Unis	5
-	-	-	61	-	94,882	" Total du trafic marchandises transportées ¹	6
-	-	-	784	1,080	12,882	" Déchargées du wagon au Canada	7
-	-	-	9,604	-	95,766	" Remises aux autres chemins de fer au Canada	8
-	-	-	-	-	-	" Remises au réseau des États-Unis	9
180. Autres matières brutes d'origine végétale, non comestibles, n.d.a.							
2	-	-	1	-	237	wagon Chargées sur wagons au Canada	10
68	-	-	30	-	8,325	tonne Chargées sur wagons au Canada	11
235	-	-	2,746	-	5,474	" En provenance d'autres chemins de fer au Canada	12
-	-	-	-	-	-	" En provenance des États-Unis:	
-	-	-	3,280	-	14,114	" A destination du Canada	13
-	-	-	110	-	2,535	" A destination des États-Unis	14
303	-	-	6,166	-	...	" Total du trafic marchandises transportées ¹	15
303	-	-	1,805	-	18,422	" Déchargées du wagon au Canada	16
-	-	-	2,321	-	6,841	" Remises aux autres chemins de fer au Canada	17
-	-	-	2,040	-	5,186	" Remises au réseau des États-Unis	18
182. Billes et billots de bois							
167	4,827	-	-	-	46,565	wagon Chargées sur wagons au Canada	19
9,287	288,851	-	-	-	1,925,808	tonne Chargées sur wagons au Canada	20
-	-	-	2,268	-	30,174	" En provenance d'autres chemins de fer au Canada	21
-	-	-	-	-	-	" En provenance des États-Unis:	
-	-	-	814	-	20,151	" A destination du Canada	22
-	-	-	5,175	5,516	71,953	" A destination des États-Unis	23
9,287	288,851	-	8,257	5,516	...	" Total du trafic marchandises transportées ¹	24
7,265	288,308	-	323	-	1,869,575	" Déchargées du wagon au Canada	25
7,982	543	-	2,324	-	87,584	" Remises aux autres chemins de fer au Canada	26
-	-	-	5,610	5,516	90,928	" Remises au réseau des États-Unis	27
184. Poteaux de clôture, étais de mine et pieux en bois							
67	332	-	-	-	1,928	wagon Chargées sur wagons au Canada	28
3,005	11,402	-	-	-	72,605	tonne Chargées sur wagons au Canada	29
2,115	1,983	-	9,462	-	14,622	" En provenance d'autres chemins de fer au Canada	30
-	-	-	-	-	-	" En provenance des États-Unis:	
-	-	-	4,434	-	7,938	" A destination du Canada	31
-	-	-	-	-	415	" A destination des États-Unis	32
5,120	13,385	-	13,896	-	...	" Total du trafic marchandises transportées ¹	33
2,115	5,086	-	12,404	-	78,897	" Déchargées du wagon au Canada	34
3,005	8,255	-	1,492	-	14,526	" Remises aux autres chemins de fer au Canada	35
-	44	-	-	-	2,157	" Remises au réseau des États-Unis	36
186. Bois rond n.d.a.							
7	-	-	1,113	-	12,190	wagon Chargées sur wagons au Canada	37
348	-	-	39,409	-	413,530	tonne Chargées sur wagons au Canada	38
1,505	-	-	9,494	-	53,546	" En provenance d'autres chemins de fer au Canada	39
-	-	-	-	-	-	" En provenance des États-Unis:	
-	-	-	2,238	-	16,902	" A destination du Canada	40
-	-	-	492	-	10,924	" A destination des États-Unis	41
1,853	-	-	51,633	-	...	" Total du trafic marchandises transportées ¹	42
1,505	-	-	1,975	-	363,012	" Déchargées du wagon au Canada	43
348	-	-	24,648	-	62,114	" Remises aux autres chemins de fer au Canada	44
-	-	-	25,010	-	69,775	" Remises au réseau des États-Unis	45
188. Billes de bois à pâte							
2,494	365	-	-	-	87,173	wagon Chargées sur wagons au Canada	46
168,446	18,239	-	-	-	4,295,328	tonne Chargées sur wagons au Canada	47
13,806	-	-	29,010	-	380,480	" En provenance d'autres chemins de fer au Canada	48
-	-	-	-	-	-	" En provenance des États-Unis:	
-	-	-	-	-	1,796	" A destination du Canada	49
-	-	-	-	102,013	116,156	" A destination des États-Unis	50
160,252	18,239	-	29,010	102,013	...	" Total du trafic marchandises transportées ¹	51
4,862	18,239	-	-	-	4,043,191	" Déchargées du wagon au Canada	52
125,390	-	-	73	-	414,624	" Remises aux autres chemins de fer au Canada	53
-	-	-	28,937	102,013	335,944	" Remises au réseau des États-Unis	54

Voir renvoi(s) à la fin du tableau.

TABLE 2. Revenue Freight Carried by Railways within Canada - Year 1970 - Continued

No.	Commodity	Class I - Classe I		Class II - Classe II				
		Canadian National - Canadien National	Canadian Pacific - Canadien Pacifique	Algoma Central	Canada Southern (Penn. Central)	Chesapeake and Ohio	Northern Alberta	
Crude materials, inedible (C.L.) - Continued								
190. Pulpwood chips								
1	Loaded onto railway cars in Canada	carload	66,029	34,976	3,076	-	-	690
2	Loaded onto railway cars in Canada	ton	2,486,206	1,537,736	100,621	-	-	46,033
3	Received from other railways in Canada	"	148,878	285,279	-	69	-	-
Received from U.S. rail:								
4	Destined to Canadian points	"	3,680	70	-	-	-	-
5	Destined to U.S. points	"	191	49,284	-	-	-	-
6	Total freight traffic carried ¹	"	2,638,955	1,872,369	100,621	69	-	46,033
7	Unloaded from railway cars in Canada	"	2,400,547	1,758,995	-	69	-	-
8	Delivered to other railways in Canada	"	73,749	46,883	100,621	-	-	46,033
9	Delivered to U.S. rail connections	"	164,659	66,490	-	-	-	-
192. Christmas trees								
10	Loaded onto railway cars in Canada	carload	2,904	650	-	-	-	-
11	Loaded onto railway cars in Canada	ton	47,951	8,648	-	-	-	-
12	Received from other railways in Canada	"	263	7	-	559	-	-
Received from U.S. rail:								
13	Destined to Canadian points	"	-	35	-	-	-	-
14	Destined to U.S. points	"	-	29	-	675	28	-
15	Total freight traffic carried ¹	"	48,214	8,719	-	1,234	28	-
16	Unloaded from railway cars in Canada	"	17,971	838	-	-	-	-
17	Delivered to other railways in Canada	"	698	1,521	-	-	-	-
18	Delivered to U.S. rail connections	"	29,545	6,352	-	1,234	28	-
194. Other crude wood materials, n.e.s.								
19	Loaded onto railway cars in Canada	carload	2,776	183	-	-	-	-
20	Loaded onto railway cars in Canada	ton	96,959	7,629	-	-	-	13,271
21	Received from other railways in Canada	"	9,615	981	-	79	-	-
Received from U.S. rail:								
22	Destined to Canadian points	"	395	402	-	126	-	-
23	Destined to U.S. points	"	162	530	-	-	41	-
24	Total freight traffic carried ¹	"	107,131	9,542	-	205	41	13,271
25	Unloaded from railway cars in Canada	"	102,717	6,201	-	41	-	-
26	Delivered to other railways in Canada	"	3,835	1,376	-	126	-	13,271
27	Delivered to U.S. rail connections	"	579	1,966	-	38	41	-
196. Silk, wool and animal hair								
28	Loaded onto railway cars in Canada	carload	277	188	-	-	-	-
29	Loaded onto railway cars in Canada	ton	4,545	2,890	-	-	-	-
30	Received from other railways in Canada	"	35	220	-	-	-	-
Received from U.S. rail:								
31	Destined to Canadian points	"	1,692	48	-	61	-	-
32	Destined to U.S. points	"	71	993	-	2,746	560	-
33	Total freight traffic carried ¹	"	6,343	4,151	-	2,807	560	-
34	Unloaded from railway cars in Canada	"	4,255	2,574	-	-	-	-
35	Delivered to other railways in Canada	"	33	69	-	61	-	-
36	Delivered to U.S. rail connections	"	2,055	1,510	-	2,746	560	-
198. Cotton								
37	Loaded onto railway cars in Canada	carload	67	72	-	-	-	-
38	Loaded onto railway cars in Canada	ton	1,914	1,443	-	-	-	-
39	Received from other railways in Canada	"	223	1,324	-	-	-	-
Received from U.S. rail:								
40	Destined to Canadian points	"	46,511	36,230	-	1,484	-	-
41	Destined to U.S. points	"	1,082	6,029	-	968	263	-
42	Total freight traffic carried ¹	"	49,730	45,026	-	2,452	263	-
43	Unloaded from railway cars in Canada	"	43,294	36,488	-	80	-	-
44	Delivered to other railways in Canada	"	542	2,464	-	1,404	-	-
45	Delivered to U.S. rail connections	"	5,894	6,073	-	968	263	-
200. Vegetables and man-made textile fibres, exc. cotton								
46	Loaded onto railway cars in Canada	carload	195	175	-	-	1	-
47	Loaded onto railway cars in Canada	ton	4,189	3,270	-	-	42	-
48	Received from other railways in Canada	"	-	2,969	-	89	-	-
Received from U.S. rail:								
49	Destined to Canadian points	"	2,982	588	-	2,031	85	-
50	Destined to U.S. points	"	1,177	56	-	8,274	202	-
51	Total freight traffic carried ¹	"	8,348	6,883	-	10,394	329	-
52	Unloaded from railway cars in Canada	"	6,542	6,118	-	37	85	-
53	Delivered to other railways in Canada	"	629	572	-	1,994	-	-
54	Delivered to U.S. rail connections	"	1,177	193	-	8,363	244	-

See footnote(s) at end of table.

TABLEAU 2. Marchandises payantes transportées par chemin de fer au Canada - année 1970 - suite

Ontario Northland	Class II - Classe II			Classes III and IV - Classes III et IV	Grand total all railways - Total général tous chemins de fer	Désignation	N°
	Pacific Great Eastern	Quebec North Shore and - et Labrador	All other - Tous autres				
Matières brutes, non comestibles (charge complète) - suite							
190. Copeaux de bois à pâte							
2,932	24,345	-	1	1,927	133,976	wagon Chargées sur wagons au Canada	1
111,310	1,244,059	-	47	67,705	5,593,717	tonne Chargées sur wagons au Canada	2
1,620	-	-	96	-	435,942	" En provenance d'autres chemins de fer au Canada	3
-	-	-	58	-	3,808	" En provenance des Etats-Unis:	
-	-	-	10,426	-	59,901	" A destination du Canada	4
112,930	1,244,059	-	10,627	67,705	-	" A destination des Etats-Unis	5
67	1,243,889	-	58	-	5,403,625	" Total du trafic marchandises transportées ¹	6
112,863	170	-	47	67,705	448,071	" Déchargées du wagon au Canada	7
-	-	-	10,522	-	241,671	" Remises aux autres chemins de fer au Canada	8
-	-	-	-	-	-	" Remises au réseau des Etats-Unis	9
192. Sapins de Noël							
-	-	-	-	-	3,554	wagon Chargées sur wagons au Canada	10
-	-	-	-	-	56,599	tonne Chargées sur wagons au Canada	11
-	-	-	2,028	-	2,857	" En provenance d'autres chemins de fer au Canada	12
-	-	-	-	-	35	" En provenance des Etats-Unis:	
-	-	-	-	-	732	" A destination du Canada	13
-	-	-	2,028	-	-	" A destination des Etats-Unis	14
-	-	-	-	-	-	" Total du trafic marchandises transportées ¹	15
-	-	-	-	-	18,809	" Déchargées du wagon au Canada	16
-	-	-	663	-	2,882	" Remises aux autres chemins de fer au Canada	17
-	-	-	1,365	-	38,524	" Remises au réseau des Etats-Unis	18
194. Autres bois bruts n.d.a.							
-	-	-	19	4	3,217	wagon Chargées sur wagons au Canada	19
139	-	-	757	34	118,789	tonne Chargées sur wagons au Canada	20
-	-	-	1,621	-	12,296	" En provenance d'autres chemins de fer au Canada	21
-	-	-	-	-	955	" En provenance des Etats-Unis:	
-	-	-	32	-	943	" A destination du Canada	22
-	-	-	210	-	-	" A destination des Etats-Unis	23
139	-	-	2,620	34	-	" Total du trafic marchandises transportées ¹	24
-	-	-	20	-	108,979	" Déchargées du wagon au Canada	25
139	-	-	1,597	34	20,378	" Remises aux autres chemins de fer au Canada	26
-	-	-	1,003	-	3,627	" Remises au réseau des Etats-Unis	27
196. Soie, laine et poil animal							
-	-	-	1	-	466	wagon Chargées sur wagons au Canada	28
-	-	-	13	-	7,448	tonne Chargées sur wagons au Canada	29
-	-	-	163	-	418	" En provenance d'autres chemins de fer au Canada	30
-	-	-	-	-	1,801	" En provenance des Etats-Unis:	
-	-	-	56	-	4,426	" A destination du Canada	31
-	-	-	232	-	-	" A destination des Etats-Unis	32
-	-	-	34	-	-	" Total du trafic marchandises transportées ¹	33
-	-	-	75	-	6,863	" Déchargées du wagon au Canada	34
-	-	-	123	-	238	" Remises aux autres chemins de fer au Canada	35
-	-	-	-	-	6,994	" Remises au réseau des Etats-Unis	36
198. Coton							
-	-	-	-	-	139	wagon Chargées sur wagons au Canada	37
-	-	-	-	-	3,357	tonne Chargées sur wagons au Canada	38
-	-	-	3,231	-	4,778	" En provenance d'autres chemins de fer au Canada	39
-	-	-	-	-	85,628	" En provenance des Etats-Unis:	
-	-	-	1,403	-	8,342	" A destination du Canada	40
-	-	-	-	-	-	" A destination des Etats-Unis	41
-	-	-	4,634	-	-	" Total du trafic marchandises transportées ¹	42
-	-	-	3,193	-	83,055	" Déchargées du wagon au Canada	43
-	-	-	1,433	-	5,843	" Remises aux autres chemins de fer au Canada	44
-	-	-	8	-	13,206	" Remises au réseau des Etats-Unis	45
200. Fibres textiles d'origine végétale et synthétiques (à l'exclusion du coton)							
1	-	-	39	-	411	wagon Chargées sur wagons au Canada	46
34	-	-	1,534	-	9,089	tonne Chargées sur wagons au Canada	47
-	-	-	2,010	-	5,068	" En provenance d'autres chemins de fer au Canada	48
-	-	-	-	-	-	" En provenance des Etats-Unis:	
-	-	-	1,315	-	7,001	" A destination du Canada	49
-	-	-	-	-	9,709	" A destination des Etats-Unis	50
-	-	-	4,859	-	-	" Total du trafic marchandises transportées ¹	51
-	-	-	2,485	-	15,267	" Déchargées du wagon au Canada	52
-	-	-	2,322	-	5,571	" Remises aux autres chemins de fer au Canada	53
-	-	-	52	-	10,029	" Remises au réseau des Etats-Unis	54

Voir renvoi(s) à la fin du tableau.

TABLE 2. Revenue Freight Carried by Railways within Canada - Year 1970 - Continued

No.	Commodity	Class I - Classe I		Class II - Classe II				
		Canadian National - Canadien National	Canadian Pacific - Canadien Pacifique	Algoma Central	Canada Southern (Penn. Central)	Chesapeake and Ohio	Northern Alberta	
Crude materials, inedible (C.L.) - Continued								
202. Bauxite ore and alumina								
1	Loaded onto railway cars in Canada	carload	5,330	4	-	9	1	-
2	Loaded onto railway cars in Canada	ton	385,509	195	-	306	66	-
3	Received from other railways in Canada	"	548,160	2,468	-	52	-	42
Received from U.S. rail:								
4	Destined to Canadian points	"	48,373	5,632	-	13,938	305	-
5	Destined to U.S. points	"	103	270	-	12,572	94	-
6	Total freight traffic carried ¹	"	982,145	8,565	-	26,868	465	42
7	Unloaded from railway cars in Canada	"	666,142	8,183	-	13,717	305	42
8	Delivered to other railways in Canada	"	298,721	82	-	449	-	-
9	Delivered to U.S. rail connections	"	17,282	300	-	12,702	160	-
204. Copper ores and concentrates								
10	Loaded onto railway cars in Canada	carload	23,034	2,674	155	-	-	-
11	Loaded onto railway cars in Canada	ton	1,468,649	219,794	12,256	-	-	-
12	Received from other railways in Canada	"	52,211	14,621	338	-	-	-
Received from U.S. rail:								
13	Destined to Canadian points	"	-	13,457	-	-	-	-
14	Destined to U.S. points	"	5,000	-	-	6,561	100	-
15	Total freight traffic carried ¹	"	1,525,860	247,872	12,594	6,561	100	-
16	Unloaded from railway cars in Canada	"	1,503,427	123,783	-	-	-	-
17	Delivered to other railways in Canada	"	17,102	124,064	12,594	-	-	-
18	Delivered to U.S. rail connections	"	5,331	25	-	6,561	100	-
206. Copper matte and precipitates								
19	Loaded onto railway cars in Canada	carload	9	867	-	-	-	-
20	Loaded onto railway cars in Canada	ton	586	63,192	-	-	-	-
21	Received from other railways in Canada	"	-	-	-	-	-	-
Received from U.S. rail:								
22	Destined to Canadian points	"	-	-	-	-	-	-
23	Destined to U.S. points	"	-	-	-	1,172	-	-
24	Total freight traffic carried ¹	"	586	63,192	-	1,172	-	-
25	Unloaded from railway cars in Canada	"	543	61,285	-	-	-	-
26	Delivered to other railways in Canada	"	-	-	-	-	-	-
27	Delivered to U.S. rail connections	"	43	1,907	-	1,172	-	-
208. Iron ore and concentrates								
28	Loaded onto railway cars in Canada	carload	73,124	25,182	30,128	-	-	-
29	Loaded onto railway cars in Canada	ton	5,312,417	2,013,584	1,870,781	-	-	-
30	Received from other railways in Canada	"	2,003,905	22,574	1,052	279,165	-	-
Received from U.S. rail:								
31	Destined to Canadian points	"	17,728	1,910	-	12,211	-	-
32	Destined to U.S. points	"	161	58	-	36,984	600	-
33	Total freight traffic carried ¹	"	7,334,211	2,038,126	1,871,833	328,360	600	-
34	Unloaded from railway cars in Canada	"	6,391,679	1,468,994	1,870,253	146	-	-
35	Delivered to other railways in Canada	"	508	523,382	-	12,065	-	-
36	Delivered to U.S. rail connections	"	942,024	45,749	1,580	316,149	600	-
210. Lead ore and concentrates								
37	Loaded onto railway cars in Canada	carload	4,007	2,418	-	-	-	-
38	Loaded onto railway cars in Canada	ton	307,066	189,384	-	-	-	-
39	Received from other railways in Canada	"	22,322	165,181	-	-	-	143,482
Received from U.S. rail:								
40	Destined to Canadian points	"	166	-	-	-	-	-
41	Destined to U.S. points	"	-	-	-	-	-	-
42	Total freight traffic carried ¹	"	329,554	354,565	-	-	-	143,482
43	Unloaded from railway cars in Canada	"	126,420	296,367	-	-	-	-
44	Delivered to other railways in Canada	"	164,421	29,293	-	-	-	143,482
45	Delivered to U.S. rail connections	"	38,713	28,904	-	-	-	-
212. Manganese ore								
46	Loaded onto railway cars in Canada	carload	12	1	-	-	-	-
47	Loaded onto railway cars in Canada	ton	667	60	-	-	-	-
48	Received from other railways in Canada	"	146	1,799	-	-	-	-
Received from U.S. rail:								
49	Destined to Canadian points	"	2,518	4,344	-	1,717	-	-
50	Destined to U.S. points	"	41	-	-	951	56	-
51	Total freight traffic carried ¹	"	3,372	6,203	-	2,668	56	-
52	Unloaded from railway cars in Canada	"	3,257	6,142	-	60	-	-
53	Delivered to other railways in Canada	"	74	60	-	1,657	-	-
54	Delivered to U.S. rail connections	"	41	-	-	951	56	-

See footnote(s) at end of table.

TABLEAU 2. Marchandises payantes transportées par chemin de fer au Canada - année 1970 - suite

Class II - Classe II				Classes III and IV - Classes III et IV	Grand total all railways - Total général tous chemins de fer	Désignation	N°	
Ontario Northland	Pacific Great Eastern	Quebec North Shore and - et Labrador	All other - Tous autres					
Matières brutes, non comestibles (charge complète) - suite								
202. Bauxite et alumine								
-	-	-	31,188	-	36,532	wagon	Chargées sur wagons au Canada	1
-	-	-	2,786,567	-	3,172,643	tonne	Chargées sur wagons au Canada	2
2,184	-	-	232,623	-	785,529	"	En provenance d'autres chemins de fer au Canada	3
-	-	-	742	-	68,990	"	En provenance des États-Unis:	
-	-	-	-	-	13,081	"	A destination du Canada	4
2,184	-	-	-	42	...	"	A destination des États-Unis	5
2,184	-	-	3,019,932	42	...	"	Total du trafic marchandises transportées ¹	6
-	-	-	2,799,749	-	3,490,322	"	Déchargées du wagon au Canada	7
-	-	-	219,380	-	518,632	"	Remises aux autres chemins de fer au Canada	8
-	-	-	803	42	31,289	"	Remises au réseau des États-Unis	9
204. Minerais et concentrés de cuivre								
2,671	197	-	1,126	-	29,857	wagon	Chargées sur wagons au Canada	10
246,950	16,748	-	28,165	-	1,992,562	tonne	Chargées sur wagons au Canada	11
98,812	-	-	9,529	-	175,511	"	En provenance d'autres chemins de fer au Canada	12
-	-	-	-	-	-	"	En provenance des États-Unis:	
-	-	-	50	-	13,507	"	A destination du Canada	13
-	-	-	-	-	11,661	"	A destination des États-Unis	14
345,762	16,748	-	37,744	-	...	"	Total du trafic marchandises transportées ¹	15
321,718	16,748	-	9,464	-	1,975,140	"	Déchargées du wagon au Canada	16
24,044	-	-	50	-	177,854	"	Remises aux autres chemins de fer au Canada	17
-	-	-	28,230	-	40,247	"	Remises au réseau des États-Unis	18
206. Mattes et précipités de cuivre								
-	-	-	-	-	876	wagon	Chargées sur wagons au Canada	19
-	-	-	-	-	63,778	tonne	Chargées sur wagons au Canada	20
-	-	-	-	-	-	"	En provenance d'autres chemins de fer au Canada	21
-	-	-	-	-	-	"	En provenance des États-Unis:	
-	-	-	-	-	1,172	"	A destination du Canada	22
-	-	-	-	-	...	"	A destination des États-Unis	23
-	-	-	-	-	...	"	Total du trafic marchandises transportées ¹	24
-	-	-	-	-	61,828	"	Déchargées du wagon au Canada	25
-	-	-	-	-	-	"	Remises aux autres chemins de fer au Canada	26
-	-	-	-	-	3,122	"	Remises au réseau des États-Unis	27
208. Minerais et concentrés de fer								
26,401	-	234,208	163,936	-	552,979	wagon	Chargées sur wagons au Canada	28
2,398,830	-	21,604,402	16,112,054	-	49,312,068	tonne	Chargées sur wagons au Canada	29
-	-	6,398,789	6,950,463	-	15,655,948	"	En provenance d'autres chemins de fer au Canada	30
-	-	-	123	-	31,972	"	En provenance des États-Unis:	
-	-	-	-	-	37,803	"	A destination du Canada	31
-	-	-	-	-	...	"	A destination des États-Unis	32
2,398,830	-	28,003,191	23,062,640	-	...	"	Total du trafic marchandises transportées ¹	33
-	-	21,604,402	16,123,938	-	47,459,412	"	Déchargées du wagon au Canada	34
2,398,830	-	6,398,789	6,938,399	-	16,271,973	"	Remises aux autres chemins de fer au Canada	35
-	-	-	303	-	1,306,405	"	Remises au réseau des États-Unis	36
210. Minerais et concentrés de plomb								
731	1	1	241	-	7,399	wagon	Chargées sur wagons au Canada	37
63,423	50	8	6,027	-	565,958	tonne	Chargées sur wagons au Canada	38
-	-	-	44,800	-	375,785	"	En provenance d'autres chemins de fer au Canada	39
-	-	-	-	-	166	"	En provenance des États-Unis:	
-	-	-	-	-	-	"	A destination du Canada	40
-	-	-	-	-	-	"	A destination des États-Unis	41
63,423	50	8	50,827	-	...	"	Total du trafic marchandises transportées ¹	42
-	-	-	37,511	-	460,306	"	Déchargées du wagon au Canada	43
63,423	50	8	-	-	400,669	"	Remises aux autres chemins de fer au Canada	44
-	-	-	13,316	-	80,933	"	Remises au réseau des États-Unis	45
212. Minerais de manganèse								
-	-	-	3	-	16	wagon	Chargées sur wagons au Canada	46
-	-	-	180	-	907	tonne	Chargées sur wagons au Canada	47
-	-	-	1,655	-	3,600	"	En provenance d'autres chemins de fer au Canada	48
-	-	-	-	-	-	"	En provenance des États-Unis:	
-	-	-	35	-	8,614	"	A destination du Canada	49
-	-	-	-	-	1,048	"	A destination des États-Unis	50
-	-	-	1,870	-	...	"	Total du trafic marchandises transportées ¹	51
-	-	-	35	-	9,494	"	Déchargées du wagon au Canada	52
-	-	-	1,716	-	3,507	"	Remises aux autres chemins de fer au Canada	53
-	-	-	119	-	1,167	"	Remises au réseau des États-Unis	54

Voir renvoi(s) à la fin du tableau.

TABLE 2. Revenue Freight Carried by Railways within Canada - Year 1970 - Continued

No.	Commodity	Class I - Classe I		Class II - Classe II			
		Canadian National - Canadien National	Canadian Pacific - Canadien Pacifique	Algoma Central	Canada Southern (Penn. Central)	Chesapeake and Ohio	Northern Alberta
Crude materials, inedible (C.L.) - Continued							
214. Nickel-copper ores and concentrates							
1	Loaded onto railway cars in Canada	carload	23,586	38,665	-	-	-
2	Loaded onto railway cars in Canada	ton	1,675,702	2,776,590	-	-	-
3	Received from other railways in Canada	"	-	58	-	-	-
	Received from U.S. rail:						
4	Destined to Canadian points	"	-	-	111	-	-
5	Destined to U.S. points	"	-	-	22	-	-
6	Total freight traffic carried ¹	"	1,675,702	2,776,648	-	133	-
7	Unloaded from railway cars in Canada	"	1,658,770	2,776,590	-	-	-
8	Delivered to other railways in Canada	"	121	58	-	111	-
9	Delivered to U.S. rail connections	"	16,811	-	-	22	-
216. Nickel ore and concentrates							
10	Loaded onto railway cars in Canada	carload	4,346	11,290	-	-	-
11	Loaded onto railway cars in Canada	ton	310,735	857,541	-	-	-
12	Received from other railways in Canada	"	67	-	-	-	-
	Received from U.S. rail:						
13	Destined to Canadian points	"	-	-	-	-	-
14	Destined to U.S. points	"	-	-	527	-	-
15	Total freight traffic carried ¹	"	310,802	857,541	-	527	-
16	Unloaded from railway cars in Canada	"	310,081	857,305	-	-	-
17	Delivered to other railways in Canada	"	-	25	-	-	-
18	Delivered to U.S. rail connections	"	721	211	-	527	-
218. Matte, nickel, copper-nickel or nickel-iron chromium alloy							
19	Loaded onto railway cars in Canada	carload	1,344	1,889	-	-	-
20	Loaded onto railway cars in Canada	ton	90,207	149,183	-	-	-
21	Received from other railways in Canada	"	1,823	-	-	-	-
	Received from U.S. rail:						
22	Destined to Canadian points	"	-	-	-	-	-
23	Destined to U.S. points	"	-	-	-	-	-
24	Total freight traffic carried ¹	"	92,030	149,183	-	-	-
25	Unloaded from railway cars in Canada	"	81,930	103,162	-	-	-
26	Delivered to other railways in Canada	"	10,100	46,022	-	-	-
27	Delivered to U.S. rail connections	"	-	-	-	-	-
220. Tungsten ore and concentrates							
28	Loaded onto railway cars in Canada	carload	-	-	-	-	-
29	Loaded onto railway cars in Canada	ton	-	-	-	-	-
30	Received from other railways in Canada	"	-	-	-	-	-
	Received from U.S. rail:						
31	Destined to Canadian points	"	-	-	32	-	-
32	Destined to U.S. points	"	-	93	-	32	-
33	Total freight traffic carried ¹	"	-	93	-	32	-
34	Unloaded from railway cars in Canada	"	-	-	-	-	-
35	Delivered to other railways in Canada	"	-	-	-	32	-
36	Delivered to U.S. rail connections	"	-	93	-	-	32
222. Zinc ore and concentrates							
37	Loaded onto railway cars in Canada	carload	17,781	3,908	-	-	-
38	Loaded onto railway cars in Canada	ton	1,326,623	306,058	-	-	-
39	Received from other railways in Canada	"	416,257	803,908	-	64,418	476,197
	Received from U.S. rail:						
40	Destined to Canadian points	"	5,493	2,245	-	-	-
41	Destined to U.S. points	"	529	-	1,168	1,304	-
42	Total freight traffic carried ¹	"	1,748,902	1,112,211	-	65,586	476,197
43	Unloaded from railway cars in Canada	"	998,078	797,456	-	-	-
44	Delivered to other railways in Canada	"	611,930	116,625	-	-	476,197
45	Delivered to U.S. rail connections	"	138,894	198,130	-	65,586	1,304
224. Lead and zinc ores and concentrates							
46	Loaded onto railway cars in Canada	carload	100	-	-	-	-
47	Loaded onto railway cars in Canada	ton	7,514	-	-	-	-
48	Received from other railways in Canada	"	5,416	96,155	-	-	99,054
	Received from U.S. rail:						
49	Destined to Canadian points	"	-	-	-	-	-
50	Destined to U.S. points	"	-	-	30	-	-
51	Total freight traffic carried ¹	"	12,930	96,155	-	30	99,054
52	Unloaded from railway cars in Canada	"	6,881	95,410	-	-	-
53	Delivered to other railways in Canada	"	5,678	-	-	-	99,054
54	Delivered to U.S. rail connections	"	371	745	-	30	-

See footnote(s) at end of table.

TABLEAU 2. Marchandises payantes transportées par chemin de fer au Canada - année 1970 - suite

Ontario Northland	Class II - Classe II			Classes III et IV	Grand total all railways - Total général tous chemins de fer	Désignation	N°
	Pacific Great Eastern	Quebec North Shore and - et Labrador	All other - Tous autres				
						Matières brutes, non comestibles (charge complète) - suite	
						214. Minerais et concentrés de nickel-cuivre	
					62,251	wagon Chargées sur wagons au Canada	1
					4,452,292	tonne Chargées sur wagons au Canada	2
			250		308	" En provenance d'autres chemins de fer au Canada	3
						En provenance des États-Unis:	
					111	" A destination du Canada	4
					22	" A destination des États-Unis	5
			250		...	" Total du trafic marchandises transportées¹	6
			139		4,435,499	" Déchargées du wagon au Canada	7
			111		401	" Remises aux autres chemins de fer au Canada	8
					16,833	" Remises au réseau des États-Unis	9
						216. Minerais et concentrés de nickel	
					15,636	wagon Chargées sur wagons au Canada	10
					1,168,276	tonne Chargées sur wagons au Canada	11
			25		92	" En provenance d'autres chemins de fer au Canada	12
						En provenance des États-Unis:	
						" A destination du Canada	13
					527	" A destination des États-Unis	14
			25		...	" Total du trafic marchandises transportées¹	15
					1,167,386	" Déchargées du wagon au Canada	16
			25		50	" Remises aux autres chemins de fer au Canada	17
					1,459	" Remises au réseau des États-Unis	18
						218. Mattes et alliages de nickel (cuivre-nickel et nickel-chrome-fer)	
					3,233	wagon Chargées sur wagons au Canada	19
					239,390	tonne Chargées sur wagons au Canada	20
			46,133		47,956	" En provenance d'autres chemins de fer au Canada	21
						En provenance des États-Unis:	
						" A destination du Canada	22
						" A destination des États-Unis	23
			46,133		...	" Total du trafic marchandises transportées¹	24
			46,133		231,225	" Déchargées du wagon au Canada	25
					56,122	" Remises aux autres chemins de fer au Canada	26
						" Remises au réseau des États-Unis	27
						220. Minerais et concentrés de tungstène	
			3		3	wagon Chargées sur wagons au Canada	28
			123		123	tonne Chargées sur wagons au Canada	29
						" En provenance d'autres chemins de fer au Canada	30
						En provenance des États-Unis:	
					32	" A destination du Canada	31
					125	" A destination des États-Unis	32
			123		...	" Total du trafic marchandises transportées¹	33
						" Déchargées du wagon au Canada	34
					32	" Remises aux autres chemins de fer au Canada	35
			123		248	" Remises au réseau des États-Unis	36
						222. Minerais et concentrés de zinc	
8,021			1,104		30,814	wagon Chargées sur wagons au Canada	37
696,846			82,626		2,412,153	tonne Chargées sur wagons au Canada	38
36,587			185,876		1,983,243	" En provenance d'autres chemins de fer au Canada	39
						En provenance des États-Unis:	
					7,738	" A destination du Canada	40
					3,001	" A destination des États-Unis	41
					...	" Total du trafic marchandises transportées¹	42
733,433			268,502		1,950,198	" Déchargées du wagon au Canada	43
			154,664		2,033,032	" Remises aux autres chemins de fer au Canada	44
733,433			94,847		422,905	" Remises au réseau des États-Unis	45
			18,991				
						224. Minerais et concentrés de plomb et de zinc	
					100	wagon Chargées sur wagons au Canada	46
					7,514	tonne Chargées sur wagons au Canada	47
					200,625	" En provenance d'autres chemins de fer au Canada	48
						En provenance des États-Unis:	
						" A destination du Canada	49
					30	" A destination des États-Unis	50
					...	" Total du trafic marchandises transportées¹	51
					102,291	" Déchargées du wagon au Canada	52
					104,732	" Remises aux autres chemins de fer au Canada	53
					1,146	" Remises au réseau des États-Unis	54

Voir renvoi(s) à la fin du tableau.

TABLE 2. Revenue Freight Carried by Railways within Canada - Year 1970 - Continued

No.	Commodity	Class I - Classe I		Class II - Classe II			
		Canadian National - Canadien National	Canadian Pacific - Canadien Pacifique	Algoma Central	Canada Southern (Penn. Central)	Chesapeake and Ohio	Northern Alberta
Crude materials, inedible (C.L.) - Continued							
226. Metallic ores and concentrates, n.e.s.							
1	Loaded onto railway cars in Canada	carload	7,735	109	-	8	-
2	Loaded onto railway cars in Canada	ton	462,496	5,311	-	369	-
3	Received from other railways in Canada	"	486	5,708	-	940	-
Received from U.S. rail:							
4	Destined to Canadian points	"	13,613	683	-	15,704	-
5	Destined to U.S. points	"	-	106	-	-	98,189
6	Total freight traffic carried ¹	"	476,595	11,808	-	17,013	98,189
7	Unloaded from railway cars in Canada	"	165,767	7,439	-	4,701	-
8	Delivered to other railways in Canada	"	5,271	3,355	-	11,003	-
9	Delivered to U.S. rail connections	"	305,557	1,014	-	1,309	98,189
228. Iron and steel scrap							
10	Loaded onto railway cars in Canada	carload	13,003	8,671	46	1,450	281
11	Loaded onto railway cars in Canada	ton	594,917	423,607	2,381	90,534	17,852
12	Received from other railways in Canada	"	55,850	120,235	651	9,600	-
Received from U.S. rail:							
13	Destined to Canadian points	"	84,376	176,529	-	196,611	14,456
14	Destined to U.S. points	"	2,054	2,054	-	37,496	6,160
15	Total freight traffic carried ¹	"	737,197	722,425	3,032	334,241	38,468
16	Unloaded from railway cars in Canada	"	645,942	682,047	898	68,048	14,424
17	Delivered to other railways in Canada	"	55,361	23,208	2,134	130,107	333
18	Delivered to U.S. rail connections	"	35,894	17,171	-	136,086	23,711
230. Non-ferrous metal scrap, including precious metal scrap							
19	Loaded onto railway cars in Canada	carload	1,950	1,471	-	9	25
20	Loaded onto railway cars in Canada	ton	79,036	62,315	-	381	523
21	Received from other railways in Canada	"	12,875	2,638	-	2,930	169
Received from U.S. rail:							
22	Destined to Canadian points	"	13,843	3,112	-	552	-
23	Destined to U.S. points	"	3,032	1,964	-	3,429	8,650
24	Total freight traffic carried ¹	"	108,786	70,029	-	7,292	9,342
25	Unloaded from railway cars in Canada	"	67,793	57,480	-	187	-
26	Delivered to other railways in Canada	"	14,960	8,448	-	401	-
27	Delivered to U.S. rail connections	"	26,033	4,101	-	6,704	9,342
232. Slags, drosses and other by-products, n.e.s.							
28	Loaded onto railway cars in Canada	carload	5,888	386	-	18	-
29	Loaded onto railway cars in Canada	ton	268,083	24,845	-	1,207	-
30	Received from other railways in Canada	"	3,020	11,130	-	2,824	-
Received from U.S. rail:							
31	Destined to Canadian points	"	5,375	1,334	-	722	-
32	Destined to U.S. points	"	103	-	-	-	2,617
33	Total freight traffic carried ¹	"	276,581	37,309	-	4,753	2,617
34	Unloaded from railway cars in Canada	"	269,750	23,999	-	-	-
35	Delivered to other railways in Canada	"	1,897	1,986	-	722	-
36	Delivered to U.S. rail connections	"	4,934	11,325	-	4,031	2,617
236. Anthracite coal							
37	Loaded onto railway cars in Canada	carload	222	4,471	-	3	-
38	Loaded onto railway cars in Canada	ton	13,272	316,593	-	200	-
39	Received from other railways in Canada	"	4,037	49,732	-	-	82
Received from U.S. rail:							
40	Destined to Canadian points	"	167,005	3,263	-	39,251	1,155
41	Destined to U.S. points	"	3,597	120	-	37,619	6,463
42	Total freight traffic carried ¹	"	187,911	369,708	-	77,070	7,618
43	Unloaded from railway cars in Canada	"	162,847	357,748	-	9,654	1,155
44	Delivered to other railways in Canada	"	21,480	3,963	-	29,597	-
45	Delivered to U.S. rail connections	"	3,584	7,997	-	37,819	6,463
238. Bituminous coal							
46	Loaded onto railway cars in Canada	carload	29,958	50,158	364	2	155
47	Loaded onto railway cars in Canada	ton	1,936,375	4,296,443	19,511	136	15,646
48	Received from other railways in Canada	"	689,661	190,664	9,135	-	-
Received from U.S. rail:							
49	Destined to Canadian points	"	68,049	24,895	-	6,678	1,152
50	Destined to U.S. points	"	102	1,146	-	16,718	820,986
51	Total freight traffic carried ¹	"	2,694,187	4,513,148	28,646	23,532	837,784
52	Unloaded from railway cars in Canada	"	2,513,146	4,332,397	974	3,885	1,152
53	Delivered to other railways in Canada	"	175,576	167,865	27,672	2,793	-
54	Delivered to U.S. rail connections	"	5,465	12,886	-	16,854	836,632

See footnote(s) at end of table.

TABLEAU 2. Marchandises payantes transportées par chemin de fer au Canada - année 1970 - suite

Class II - Classe II				Classes III and IV - Classes III et IV	Grand total all railways - Total général tous chemins de fer	Désignation	N°	
Ontario Northland	Pacific Great Eastern	Quebec North Shore and - et Labrador	All other - Tous autres					
Matières brutes, non comestibles (charge complète) - suite								
226. Minerais et concentrés métalliques n.d.a.								
89	32	-	7,974	-	15,947	wagon	Chargées sur wagons au Canada	1
5,252	1,918	-	282,589	-	757,935	tonne	Chargées sur wagons au Canada	2
942	-	-	12,403	-	20,479	"	En provenance d'autres chemins de fer au Canada	3
-	-	-	1,407	-	31,407	"	En provenance des États-Unis:	
-	-	-	574	-	98,869	"	A destination du Canada	4
6,194	1,918	-	296,973	-	...	"	A destination des États-Unis	5
6,178	1,918	-	15,342	-	201,345	"	Total du trafic marchandises transportées¹	6
16	-	-	4,640	-	24,285	"	Déchargées du wagon au Canada	7
-	-	-	276,991	-	683,060	"	Remises aux autres chemins de fer au Canada	8
-	-	-	-	-	-	"	Remises au réseau des États-Unis	9
228. Débris de fer et d'acier								
114	36	13	2,218	-	25,920	wagon	Chargées sur wagons au Canada	10
5,283	1,950	672	111,541	-	1,254,005	tonne	Chargées sur wagons au Canada	11
2,046	-	73	114,855	-	303,407	"	En provenance d'autres chemins de fer au Canada	12
-	-	-	83,000	-	554,972	"	En provenance des États-Unis:	
-	-	-	473	-	48,237	"	A destination du Canada	13
7,329	1,950	745	309,869	-	...	"	A destination des États-Unis	14
3,485	1,018	745	162,241	-	1,578,892	"	Total du trafic marchandises transportées¹	15
3,844	932	-	118,154	-	339,394	"	Déchargées du wagon au Canada	16
-	-	-	29,474	-	242,336	"	Remises aux autres chemins de fer au Canada	17
-	-	-	-	-	-	"	Remises au réseau des États-Unis	18
230. Débris de métaux non ferreux, y compris les débris de métaux précieux								
4	-	-	75	-	3,538	wagon	Chargées sur wagons au Canada	19
127	-	-	2,867	-	145,458	tonne	Chargées sur wagons au Canada	20
3,967	-	-	23,981	-	46,560	"	En provenance d'autres chemins de fer au Canada	21
-	-	-	5,690	-	23,197	"	En provenance des États-Unis:	
-	-	-	1,640	-	18,715	"	A destination du Canada	22
1,094	-	-	34,178	-	...	"	A destination des États-Unis	23
1,038	-	-	2,672	-	132,193	"	Total du trafic marchandises transportées¹	24
56	-	-	8,769	-	32,820	"	Déchargées du wagon au Canada	25
-	-	-	22,737	-	68,917	"	Remises aux autres chemins de fer au Canada	26
-	-	-	-	-	-	"	Remises au réseau des États-Unis	27
232. Cendres, scories et autres résidus n.d.a.								
1	1	-	180	-	6,474	wagon	Chargées sur wagons au Canada	28
64	60	-	11,403	-	305,662	tonne	Chargées sur wagons au Canada	29
962	-	-	1,496	-	19,432	"	En provenance d'autres chemins de fer au Canada	30
-	-	-	2,788	-	10,219	"	En provenance des États-Unis:	
-	-	-	131	-	2,851	"	A destination du Canada	31
1,026	60	-	15,818	-	...	"	A destination des États-Unis	32
980	60	-	448	-	295,237	"	Total du trafic marchandises transportées¹	33
46	-	-	15,239	-	19,890	"	Déchargées du wagon au Canada	34
-	-	-	131	-	23,038	"	Remises aux autres chemins de fer au Canada	35
-	-	-	-	-	-	"	Remises au réseau des États-Unis	36
236. Anthracite								
-	-	-	18	-	4,714	wagon	Chargées sur wagons au Canada	37
-	-	-	856	-	330,921	tonne	Chargées sur wagons au Canada	38
720	-	-	28,618	-	83,189	"	En provenance d'autres chemins de fer au Canada	39
-	-	-	33,822	-	244,496	"	En provenance des États-Unis:	
-	-	-	5,931	-	53,730	"	A destination du Canada	40
720	-	-	69,227	-	...	"	A destination des États-Unis	41
720	-	-	13,503	-	545,709	"	Total du trafic marchandises transportées¹	42
-	-	-	50,084	-	105,124	"	Déchargées du wagon au Canada	43
-	-	-	5,640	-	61,503	"	Remises aux autres chemins de fer au Canada	44
-	-	-	-	-	-	"	Remises au réseau des États-Unis	45
238. Charbon bitumineux								
-	-	-	38,051	-	118,694	wagon	Chargées sur wagons au Canada	46
-	-	-	2,164,704	-	8,433,086	tonne	Chargées sur wagons au Canada	47
77,719	284	-	30,896	223	957,133	"	En provenance d'autres chemins de fer au Canada	48
-	-	-	76,667	-	177,441	"	En provenance des États-Unis:	
-	-	-	729	-	839,681	"	A destination du Canada	49
77,719	284	-	2,272,996	223	...	"	A destination des États-Unis	50
77,719	284	-	1,730,186	223	8,617,159	"	Total du trafic marchandises transportées¹	51
-	-	-	542,130	-	917,665	"	Déchargées du wagon au Canada	52
-	-	-	680	-	872,517	"	Remises aux autres chemins de fer au Canada	53
-	-	-	-	-	-	"	Remises au réseau des États-Unis	54

Voir renvoi(s) à la fin du tableau.

TABLE 2. Revenue Freight Carried by Railways within Canada - Year 1970 - Continued

No.	Commodity	Class I - Classe I		Class II - Classe II			
		Canadian National Canadien National	Canadian Pacific Canadien Pacifique	Algoma Central	Canada Southern (Penn. Central)	Chesapeake and Ohio	Northern Alberta
Crude materials, inedible (C.L.) - Continued							
240. Lignite coal							
1	Loaded onto railway cars in Canada	carload	11,516	10,103	-	-	-
2	Loaded onto railway cars in Canada	ton	637,088	673,621	-	-	-
3	Received from other railways in Canada	"	116	-	-	-	-
Received from U.S. rail:							
4	Destined to Canadian points	"	-	-	-	-	-
5	Destined to U.S. points	"	-	-	-	-	-
6	Total freight traffic carried ¹	"	637,204	673,621	-	-	-
7	Unloaded from railway cars in Canada	"	631,162	673,012	-	-	-
8	Delivered to other railways in Canada	"	5,409	-	-	-	-
9	Delivered to U.S. rail connections	"	633	609	-	-	-
242. Coal, n.e.s.							
10	Loaded onto railway cars in Canada	carload	233	226	-	-	-
11	Loaded onto railway cars in Canada	ton	8,935	9,033	-	-	-
12	Received from other railways in Canada	"	66	353	-	-	-
Received from U.S. rail:							
13	Destined to Canadian points	"	32	38	-	261	273
14	Destined to U.S. points	"	-	-	-	-	-
15	Total freight traffic carried ¹	"	9,033	9,424	-	261	273
16	Unloaded from railway cars in Canada	"	6,471	8,281	-	8	273
17	Delivered to other railways in Canada	"	1,447	37	-	253	-
18	Delivered to U.S. rail connections	"	1,115	1,106	-	-	-
244. Crude mineral oils (petroleum)							
19	Loaded onto railway cars in Canada	carload	3,710	2,416	-	1	-
20	Loaded onto railway cars in Canada	ton	136,620	92,612	-	27	12,813
21	Received from other railways in Canada	"	3,780	12,893	-	-	-
Received from U.S. rail:							
22	Destined to Canadian points	"	133	55	-	-	-
23	Destined to U.S. points	"	-	-	-	35	-
24	Total freight traffic carried ¹	"	140,533	105,560	-	62	12,813
25	Unloaded from railway cars in Canada	"	140,302	98,975	-	-	-
26	Delivered to other railways in Canada	"	130	6,586	-	27	12,813
27	Delivered to U.S. rail connections	"	101	-	-	35	-
246. Natural gas and other crude bituminous substances							
28	Loaded onto railway cars in Canada	carload	84	84	-	-	-
29	Loaded onto railway cars in Canada	ton	2,363	3,403	-	-	-
30	Received from other railways in Canada	"	38	403	-	-	-
Received from U.S. rail:							
31	Destined to Canadian points	"	997	562	-	89	-
32	Destined to U.S. points	"	-	90	-	-	50
33	Total freight traffic carried ¹	"	3,398	4,458	-	89	50
34	Unloaded from railway cars in Canada	"	2,918	4,247	-	60	-
35	Delivered to other railways in Canada	"	138	121	-	29	-
36	Delivered to U.S. rail connections	"	342	90	-	-	50
248. Asbestos, unmanufactured, crude and fibre							
37	Loaded onto railway cars in Canada	carload	9,316	8,498	-	-	3
38	Loaded onto railway cars in Canada	ton	480,462	434,698	-	-	129
39	Received from other railways in Canada	"	46,289	36,087	-	24,977	-
Received from U.S. rail:							
40	Destined to Canadian points	"	1,157	11,064	-	81	-
41	Destined to U.S. points	"	3,657	12,577	-	211	161
42	Total freight traffic carried ¹	"	531,565	494,426	-	25,269	290
43	Unloaded from railway cars in Canada	"	192,938	187,591	-	-	-
44	Delivered to other railways in Canada	"	2,688	109,409	-	81	25
45	Delivered to U.S. rail connections	"	335,939	197,425	-	25,188	265
250. Clay							
46	Loaded onto railway cars in Canada	carload	393	839	-	-	2
47	Loaded onto railway cars in Canada	ton	22,154	52,680	-	-	101
48	Received from other railways in Canada	"	12,789	26,239	-	558	13,524
Received from U.S. rail:							
49	Destined to Canadian points	"	173,554	170,102	-	18,952	2,343
50	Destined to U.S. points	"	6,923	2,635	-	7,999	982
51	Total freight traffic carried ¹	"	215,420	251,656	-	27,509	3,325
52	Unloaded from railway cars in Canada	"	200,953	193,340	-	556	2,261
53	Delivered to other railways in Canada	"	7,550	54,210	-	18,396	82
54	Delivered to U.S. rail connections	"	6,917	4,107	-	8,557	982

See footnote(s) at end of table.

TABLEAU 2. Marchandises payantes transportées par chemin de fer au Canada - année 1970 - suite

Ontario Northland	Class II - Classe II			Classes III and IV - Classes III et IV	Grand total all railways - Total général tous chemins de fer	Désignation	N°
	Pacific Great Eastern	Quebec North Shore anc - et Labrador	All other - Tous autres				
						Matières brutes, non comestibles (charge complète) - suite	
						240. Lignites	
20	-	-	-	-	21,639	wagon Chargées sur wagons au Canada	1
1,208	-	-	-	-	1,311,917	tonne Chargées sur wagons au Canada	2
-	-	-	-	-	116	" En provenance d'autres chemins de fer au Canada	3
-	-	-	-	-	-	" En provenance des États-Unis:	
-	-	-	-	-	-	" A destination du Canada	4
-	-	-	-	-	-	" A destination des États-Unis	5
1,208	-	-	-	-	...	" Total du trafic marchandises transportées¹	6
-	-	-	-	-	1,304,174	" Déchargées du wagon au Canada	7
1,208	-	-	-	-	6,617	" Remises aux autres chemins de fer au Canada	8
-	-	-	-	-	1,242	" Remises au réseau des États-Unis	9
						242. Charbon n.d.a.	
-	-	-	-	-	459	wagon Chargées sur wagons au Canada	10
49	-	-	289	-	17,968	tonne Chargées sur wagons au Canada	11
-	-	-	-	-	757	" En provenance d'autres chemins de fer au Canada	12
-	-	-	-	-	-	" En provenance des États-Unis:	
-	-	-	360	-	964	" A destination du Canada	13
49	-	-	-	-	-	" A destination des États-Unis	14
49	-	-	649	-	...	" Total du trafic marchandises transportées¹	15
-	-	-	-	-	15,082	" Déchargées du wagon au Canada	16
-	-	-	613	-	2,350	" Remises aux autres chemins de fer au Canada	17
-	-	-	36	-	2,257	" Remises au réseau des États-Unis	18
						244. Huiles brutes de pétrole ou de minerais bitumineux	
-	143	-	-	-	6,731	wagon Chargées sur wagons au Canada	19
-	9,147	-	-	-	251,218	tonne Chargées sur wagons au Canada	20
-	-	-	47	-	16,720	" En provenance d'autres chemins de fer au Canada	21
-	-	-	-	-	-	" En provenance des États-Unis:	
-	-	-	-	-	188	" A destination du Canada	22
-	-	-	-	-	35	" A destination des États-Unis	23
-	9,147	-	47	-	...	" Total du trafic marchandises transportées¹	24
-	9,147	-	-	-	248,424	" Déchargées du wagon au Canada	25
-	-	-	47	-	19,602	" Remises aux autres chemins de fer au Canada	26
-	-	-	-	-	136	" Remises au réseau des États-Unis	27
						246. Gaz naturel et autres substances brutes bitumineuses	
-	-	-	-	-	168	wagon Chargées sur wagons au Canada	28
-	-	-	-	-	5,766	tonne Chargées sur wagons au Canada	29
81	-	-	29	-	551	" En provenance d'autres chemins de fer au Canada	30
-	-	-	-	-	-	" En provenance des États-Unis:	
-	-	-	56	-	1,704	" A destination du Canada	31
-	-	-	-	-	140	" A destination des États-Unis	32
81	-	-	85	-	...	" Total du trafic marchandises transportées¹	33
81	-	-	30	-	7,336	" Déchargées du wagon au Canada	34
-	-	-	55	-	343	" Remises aux autres chemins de fer au Canada	35
-	-	-	-	-	482	" Remises au réseau des États-Unis	36
						248. Amiante non ouvré, brut et en fibres	
736	343	-	6,371	-	25,267	wagon Chargées sur wagons au Canada	37
37,557	18,955	-	162,094	-	1,133,895	tonne Chargées sur wagons au Canada	38
-	-	-	119,922	-	227,275	" En provenance d'autres chemins de fer au Canada	39
-	-	-	-	-	-	" En provenance des États-Unis:	
-	-	-	160	-	12,462	" A destination du Canada	40
-	-	-	203	-	16,809	" A destination des États-Unis	41
37,557	18,955	-	282,379	-	...	" Total du trafic marchandises transportées¹	42
-	6,485	-	675	-	387,689	" Déchargées du wagon au Canada	43
37,557	6,312	-	20,112	-	176,184	" Remises aux autres chemins de fer au Canada	44
-	6,158	-	261,592	-	826,567	" Remises au réseau des États-Unis	45
						250. Argiles	
-	8	2,279	1	-	3,522	wagon Chargées sur wagons au Canada	46
-	419	134,894	30	-	210,278	tonne Chargées sur wagons au Canada	47
1,093	6,368	-	23,343	-	110,934	" En provenance d'autres chemins de fer au Canada	48
-	-	-	-	-	-	" En provenance des États-Unis:	
-	-	-	46,149	-	411,100	" A destination du Canada	49
-	-	-	2,038	3,429	24,006	" A destination des États-Unis	50
1,093	6,807	134,894	71,560	3,429	...	" Total du trafic marchandises transportées¹	51
1,062	6,441	134,889	38,122	-	611,453	" Déchargées du wagon au Canada	52
31	366	-	31,593	-	119,029	" Remises aux autres chemins de fer au Canada	53
-	-	-	1,845	3,429	25,837	" Remises au réseau des États-Unis	54

Voir renvoi(s) à la fin du tableau.

TABLE 2. Revenue Freight Carried by Railways within Canada - Year 1970 - Continued

No.	Commodity	Class I - Classe I		Class II - Classe II				
		Canadian National - Canadien National	Canadian Pacific - Canadien Pacifique	Algoma Central	Canada Southern (Penn. Central)	Chesapeake and Ohio	Northern Alberta	
Crude materials, inedible (C.L.) - continued								
252. Other crude refractory materials								
1	Loaded onto railway cars in Canada	carload	346	282	-	2	-	-
2	Loaded onto railway cars in Canada	ton	18,567	20,357	-	117	-	-
3	Received from other railways in Canada	"	601	1,209	-	-	-	-
Received from U.S. rail:								
4	Destined to Canadian points	"	2,634	3,137	-	119	-	-
5	Destined to U.S. points	"	-	-	-	245	367	-
6	Total freight traffic carried ¹	"	21,802	24,703	-	481	367	-
7	Unloaded from railway cars in Canada	"	21,802	13,922	-	48	-	-
8	Delivered to other railways in Canada	"	-	254	-	71	-	-
9	Delivered to U.S. rail connections	"	-	10,528	-	362	367	-
254. Natural abrasives								
10	Loaded onto railway cars in Canada	carload	439	10	-	1,222	-	24
11	Loaded onto railway cars in Canada	ton	29,183	473	-	83,925	-	1,712
12	Received from other railways in Canada	"	10,324	6,836	-	128	-	124
Received from U.S. rail:								
13	Destined to Canadian points	"	5,622	15,078	-	137	264	-
14	Destined to U.S. points	"	317	647	-	58,657	1,965	-
15	Total freight traffic carried ¹	"	45,446	23,034	-	142,847	2,229	1,836
16	Unloaded from railway cars in Canada	"	37,858	21,160	-	31	264	1,836
17	Delivered to other railways in Canada	"	782	893	-	837	-	-
18	Delivered to U.S. rail connections	"	6,806	981	-	141,979	1,965	-
256. Sand, industrial								
19	Loaded onto railway cars in Canada	carload	6,431	1,336	-	1	-	-
20	Loaded onto railway cars in Canada	ton	412,974	99,749	-	41	-	-
21	Received from other railways in Canada	"	9,093	67,084	87	-	-	184
Received from U.S. rail:								
22	Destined to Canadian points	"	187,363	285,216	-	29,586	62,039	-
23	Destined to U.S. points	"	7,180	1,302	-	19,785	9,594	-
24	Total freight traffic carried ¹	"	616,610	453,351	87	49,412	71,633	184
25	Unloaded from railway cars in Canada	"	397,235	423,890	-	5,651	58,374	184
26	Delivered to other railways in Canada	"	101,608	12,833	87	23,935	3,665	184
27	Delivered to U.S. rail connections	"	117,767	16,629	-	19,826	9,594	-
258. Sand, n.e.s.								
28	Loaded onto railway cars in Canada	carload	7,828	13,883	-	-	1	22
29	Loaded onto railway cars in Canada	ton	560,439	992,340	-	-	60	1,645
30	Received from other railways in Canada	"	-	133	-	-	-	158
Received from U.S. rail:								
31	Destined to Canadian points	"	521	1,742	-	948	124	-
32	Destined to U.S. points	"	-	71	-	-	50	-
33	Total freight traffic carried ¹	"	560,960	994,286	-	948	234	1,803
34	Unloaded from railway cars in Canada	"	560,531	993,819	-	8	184	1,675
35	Delivered to other railways in Canada	"	240	315	-	940	-	128
36	Delivered to U.S. rail connections	"	189	152	-	-	50	-
260. Gravel								
37	Loaded onto railway cars in Canada	carload	28,636	7,038	-	-	-	-
38	Loaded onto railway cars in Canada	ton	1,933,844	519,112	-	-	-	-
39	Received from other railways in Canada	"	48	166	-	-	-	-
Received from U.S. rail:								
40	Destined to Canadian points	"	6,229	629	-	-	123	-
41	Destined to U.S. points	"	-	-	-	13	-	-
42	Total freight traffic carried ¹	"	1,940,121	519,927	-	13	123	-
43	Unloaded from railway cars in Canada	"	1,938,917	519,766	-	-	123	-
44	Delivered to other railways in Canada	"	743	160	-	-	-	-
45	Delivered to U.S. rail connections	"	461	-	-	13	-	-
262. Building stone, rough								
46	Loaded onto railway cars in Canada	carload	1,608	132	-	-	-	-
47	Loaded onto railway cars in Canada	ton	68,971	7,922	-	-	-	-
48	Received from other railways in Canada	"	2,944	976	-	-	-	-
Received from U.S. rail:								
49	Destined to Canadian points	"	2,991	741	-	-	-	-
50	Destined to U.S. points	"	427	-	-	1,130	88	-
51	Total freight traffic carried ¹	"	75,333	9,639	-	1,130	88	-
52	Unloaded from railway cars in Canada	"	74,240	6,451	-	-	-	-
53	Delivered to other railways in Canada	"	510	1,064	-	-	-	-
54	Delivered to U.S. rail connections	"	583	2,125	-	1,130	88	-

See footnote(s) at end of table.

TABLEAU 2. Marchandises payantes transportées par chemin de fer au Canada - année 1970 - suite

Class II - Classe II				Classes III and IV - Classes III et IV	Grand total all railways - Total général tous chemins de fer	Désignation	N°	
Ontario Northland	Pacific Great Eastern	Quebec North Shore anc - et Labrador	All other - Tous autres					
Matières brutes, non comestibles (charge complète) - suite								
252. Autres substances réfractaires brutes								
-	-	-	-	-	630	wagon	Chargées sur wagons au Canada	1
-	-	-	-	-	39,041	tonne	Chargées sur wagons au Canada	2
-	-	-	71	-	1,881	"	En provenance d'autres chemins de fer au Canada	3
-	-	-	1,327	-	7,217	"	En provenance des Etats-Unis:	
-	-	-	-	-	612	"	A destination du Canada	4
-	-	-	-	-	...	"	A destination des Etats-Unis	5
-	-	-	1,398	-	...	"	Total du trafic marchandises transportées ¹	6
-	-	-	174	-	35,946	"	Déchargées du wagon au Canada	7
-	-	-	1,224	-	1,549	"	Remises aux autres chemins de fer au Canada	8
-	-	-	-	-	11,257	"	Remises au réseau des Etats-Unis	9
254. Abrasifs naturels								
1	-	-	-	-	1,696	wagon	Chargées sur wagons au Canada	10
78	-	-	-	-	115,371	tonne	Chargées sur wagons au Canada	11
398	-	-	3,260	-	21,070	"	En provenance d'autres chemins de fer au Canada	12
-	-	-	16,624	-	37,725	"	En provenance des Etats-Unis:	
-	-	-	441	-	62,027	"	A destination du Canada	13
-	-	-	-	-	...	"	A destination des Etats-Unis	14
476	-	-	20,325	-	...	"	Total du trafic marchandises transportées ¹	15
398	-	-	5,089	-	66,636	"	Déchargées du wagon au Canada	16
78	-	-	12,916	-	15,506	"	Remises aux autres chemins de fer au Canada	17
-	-	-	2,320	-	154,051	"	Remises au réseau des Etats-Unis	18
256. Sables à usage industriel								
-	-	4	-	-	7,772	wagon	Chargées sur wagons au Canada	19
-	-	226	-	-	512,990	tonne	Chargées sur wagons au Canada	20
04	51	-	30,193	-	106,726	"	En provenance d'autres chemins de fer au Canada	21
-	-	-	104,516	-	668,720	"	En provenance des Etats-Unis:	
-	-	-	16,878	-	54,739	"	A destination du Canada	22
-	-	-	-	-	...	"	A destination des Etats-Unis	23
04	51	226	151,587	-	...	"	Total du trafic marchandises transportées ¹	24
04	51	226	61,245	-	946,779	"	Déchargées du wagon au Canada	25
-	-	-	90,342	-	232,581	"	Remises aux autres chemins de fer au Canada	28
-	-	-	-	-	163,816	"	Remises au réseau des Etats-Unis	27
258. Sables n.d.a.								
3	-	32	-	-	21,769	wagon	Chargées sur wagons au Canada	28
169	-	1,536	-	-	1,556,189	tonne	Chargées sur wagons au Canada	29
1,430	-	-	1,175	-	2,896	"	En provenance d'autres chemins de fer au Canada	30
-	-	-	305	-	3,640	"	En provenance des Etats-Unis:	
-	-	-	-	-	121	"	A destination du Canada	31
-	-	-	-	-	...	"	A destination des Etats-Unis	32
1,599	-	1,536	1,480	-	...	"	Total du trafic marchandises transportées ¹	33
1,574	-	1,536	1,420	-	1,560,747	"	Déchargées du wagon au Canada	34
25	-	-	60	-	1,708	"	Remises aux autres chemins de fer au Canada	35
-	-	-	-	-	391	"	Remises au réseau des Etats-Unis	38
260. Grapiers								
9	350	16	16	-	36,065	wagon	Chargées sur wagons au Canada	37
700	17,500	585	1,124	-	2,472,865	tonne	Chargées sur wagons au Canada	38
76	78	-	28,836	-	29,224	"	En provenance d'autres chemins de fer au Canada	39
-	-	-	999	-	7,980	"	En provenance des Etats-Unis:	
-	-	-	-	-	13	"	A destination du Canada	40
-	-	-	-	-	...	"	A destination des Etats-Unis	41
776	17,578	585	30,959	-	...	"	Total du trafic marchandises transportées ¹	42
776	17,578	585	29,564	-	2,507,309	"	Déchargées du wagon au Canada	43
-	-	-	1,395	-	2,298	"	Remises aux autres chemins de fer au Canada	44
-	-	-	-	-	474	"	Remises au réseau des Etats-Unis	45
262. Pierres de construction								
-	-	-	-	-	1,740	wagon	Chargées sur wagons au Canada	46
-	-	-	-	-	76,893	tonne	Chargées sur wagons au Canada	47
-	-	-	647	-	4,567	"	En provenance d'autres chemins de fer au Canada	48
-	-	-	425	-	4,157	"	En provenance des Etats-Unis:	
-	-	-	280	-	1,925	"	A destination du Canada	49
-	-	-	-	-	...	"	A destination des Etats-Unis	50
-	-	-	1,352	-	...	"	Total du trafic marchandises transportées ¹	51
-	-	-	283	-	80,974	"	Déchargées du wagon au Canada	52
-	-	-	934	-	2,508	"	Remises aux autres chemins de fer au Canada	53
-	-	-	135	-	4,061	"	Remises au réseau des Etats-Unis	54

Voir renvoi(s) à la fin du tableau.

TABLE 2. Revenue Freight Carried by Railways within Canada - Year 1970 - Continued

No.	Commodity	Class I - Classe I		Class II - Classe II			
		Canadian National - Canadien National	Canadian Pacific - Canadien Pacifique	Algoma Central	Canada Southern (Penn. Central)	Chesapeake and Ohio	Northern Alberta
Crude materials, inedible (C.L.) - Continued							
264. Silica or silex, n.e.s.							
1	Loaded onto railway cars in Canada	carload	12	-	-	-	-
2	Loaded onto railway cars in Canada	ton	650	-	-	-	-
3	Received from other railways in Canada	"	-	256	-	-	-
Received from U.S. rail:							
4	Destined to Canadian points	"	1,295	659	-	119	-
5	Destined to U.S. points	"	-	184	-	-	66
6	Total freight traffic carried ¹	"	1,945	1,079	-	119	66
7	Unloaded from railway cars in Canada	"	1,934	916	-	-	-
8	Delivered to other railways in Canada	"	-	-	-	119	-
9	Delivered to U.S. rail connections	"	11	164	-	-	66
266. Agricultural limestone							
10	Loaded onto railway cars in Canada	carload	1,763	344	-	-	-
11	Loaded onto railway cars in Canada	ton	78,953	15,314	-	-	-
12	Received from other railways in Canada	"	698	18,447	70	-	-
Received from U.S. rail:							
13	Destined to Canadian points	"	542	745	-	220	-
14	Destined to U.S. points	"	144	6,020	-	-	-
15	Total freight traffic carried ¹	"	80,337	40,526	70	220	-
16	Unloaded from railway cars in Canada	"	70,343	33,220	-	-	-
17	Delivered to other railways in Canada	"	9,014	1,002	70	220	-
18	Delivered to U.S. rail connections	"	980	6,304	-	-	-
268. Limestone, furnace or foundry, and fluxing stone							
19	Loaded onto railway cars in Canada	carload	13	3,073	2,076	-	-
20	Loaded onto railway cars in Canada	ton	678	197,656	154,405	-	-
21	Received from other railways in Canada	"	-	-	-	-	-
Received from U.S. rail:							
22	Destined to Canadian points	"	-	152	-	84	-
23	Destined to U.S. points	"	-	-	-	1,377	69
24	Total freight traffic carried ¹	"	678	197,808	154,405	1,461	69
25	Unloaded from railway cars in Canada	"	185	196,308	154,405	-	-
26	Delivered to other railways in Canada	"	-	50	-	84	-
27	Delivered to U.S. rail connections	"	493	1,449	-	1,377	69
270. Limestone, crushed or broken, n.e.s.							
28	Loaded onto railway cars in Canada	carload	42,334	7,867	-	2	-
29	Loaded onto railway cars in Canada	ton	2,938,886	565,130	-	90	8
30	Received from other railways in Canada	"	9,463	16,743	6	40	576
Received from U.S. rail:							
31	Destined to Canadian points	"	8,236	28,490	-	1,843	-
32	Destined to U.S. points	"	1,109	451	-	143	1,253
33	Total freight traffic carried ¹	"	2,957,694	610,814	6	2,116	16,060
34	Unloaded from railway cars in Canada	"	2,770,926	562,310	-	40	14,807
35	Delivered to other railways in Canada	"	6,630	4,106	6	1,803	-
36	Delivered to U.S. rail connections	"	180,138	44,397	-	273	1,253
272. Stone, n.e.s. including stone refuse							
37	Loaded onto railway cars in Canada	carload	12,287	8,333	-	1,423	-
38	Loaded onto railway cars in Canada	ton	737,203	606,727	-	120,994	-
39	Received from other railways in Canada	"	8,049	11,572	-	1,097	5,563
Received from U.S. rail:							
40	Destined to Canadian points	"	2,431	2,912	-	245	-
41	Destined to U.S. points	"	4,158	2,638	-	61,117	650
42	Total freight traffic carried ¹	"	751,841	623,849	-	183,453	6,213
43	Unloaded from railway cars in Canada	"	735,549	581,913	-	121,678	5,563
44	Delivered to other railways in Canada	"	12,030	30,184	-	245	-
45	Delivered to U.S. rail connections	"	4,262	11,752	-	61,530	650
274. Barytes, natural							
46	Loaded onto railway cars in Canada	carload	44	1,054	-	-	-
47	Loaded onto railway cars in Canada	ton	1,744	63,481	-	-	-
48	Received from other railways in Canada	"	16,331	863	-	-	9,960
Received from U.S. rail:							
49	Destined to Canadian points	"	598	2,919	-	110	1,339
50	Destined to U.S. points	"	25	319	-	84	60
51	Total freight traffic carried ¹	"	18,698	67,582	-	194	1,399
52	Unloaded from railway cars in Canada	"	16,315	37,205	-	110	1,339
53	Delivered to other railways in Canada	"	1,651	29,978	-	-	-
54	Delivered to U.S. rail connections	"	732	399	-	84	60

See footnote(s) at end of table.

TABLEAU 2. Marchandises payantes transportées par chemin de fer au Canada - année 1970 - suite

Class II - Classe II				Classes III and IV - Classes III et IV	Grand total all railways - Total général tous chemins de fer	Désignation	N°
Ontario Northland	Pacific Great Eastern	Quebec North Shore anc - et Labrador	All other - Tous autres				
Matières brutes, non comestibles (charge complète) - suite							
264. Silice ou silex n.d.a.							
-	-	-	1	-	13	wagon Chargées sur wagons au Canada	1
-	-	-	59	-	709	tonne Chargées sur wagons au Canada	2
-	-	-	119	-	375	" En provenance d'autres chemins de fer au Canada	3
-	-	-	440	-	2,513	" En provenance des États-Unis:	
-	-	-	-	-	230	" A destination du Canada	4
-	-	-	-	-	618	" A destination des États-Unis	5
-	-	-	618	-	...	" Total du trafic marchandises transportées ¹	6
-	-	-	390	-	3,240	" Déchargées du wagon au Canada	7
-	-	-	228	-	347	" Remises aux autres chemins de fer au Canada	8
-	-	-	-	-	241	" Remises au réseau des États-Unis	9
266. Pierres à chaux (pour l'amendement des terres)							
-	-	-	-	-	2,107	wagon Chargées sur wagons au Canada	10
3,970	-	-	376	-	94,267	tonne Chargées sur wagons au Canada	11
-	-	-	-	-	23,561	" En provenance d'autres chemins de fer au Canada	12
-	-	-	1,012	-	2,519	" En provenance des États-Unis:	
-	-	-	81	-	6,245	" A destination du Canada	13
3,970	-	-	1,469	-	...	" A destination des États-Unis	14
786	-	-	335	-	104,684	" Total du trafic marchandises transportées ¹	15
3,184	-	-	1,053	-	14,543	" Déchargées du wagon au Canada	16
-	-	-	81	-	7,365	" Remises aux autres chemins de fer au Canada	17
-	-	-	-	-	-	" Remises au réseau des États-Unis	18
268. Pierres à chaux (usage industriel) et castines							
-	1	-	-	-	5,163	wagon Chargées sur wagons au Canada	19
-	21	-	-	-	352,760	tonne Chargées sur wagons au Canada	20
-	-	-	-	-	-	" En provenance d'autres chemins de fer au Canada	21
-	-	-	-	-	236	" En provenance des États-Unis:	
-	-	-	-	-	1,446	" A destination du Canada	22
-	21	-	-	-	...	" A destination des États-Unis	23
-	21	-	-	-	350,919	" Total du trafic marchandises transportées ¹	24
-	-	-	-	-	134	" Déchargées du wagon au Canada	25
-	-	-	-	-	3,388	" Remises aux autres chemins de fer au Canada	26
-	-	-	-	-	-	" Remises au réseau des États-Unis	27
270 Pierres à chaux concassées n.d.a.							
-	-	-	4	-	50,215	wagon Chargées sur wagons au Canada	28
-	-	-	235	-	3,504,917	tonne Chargées sur wagons au Canada	29
-	-	-	3,595	2,656	47,310	" En provenance d'autres chemins de fer au Canada	30
-	-	-	27,725	-	66,294	" En provenance des États-Unis:	
-	-	-	938	-	3,894	" A destination du Canada	31
-	-	-	32,493	2,656	...	" A destination des États-Unis	32
-	-	-	9,617	2,656	3,360,932	" Total du trafic marchandises transportées ¹	33
-	-	-	21,033	-	33,578	" Déchargées du wagon au Canada	34
-	-	-	1,843	-	227,904	" Remises aux autres chemins de fer au Canada	35
-	-	-	-	-	-	" Remises au réseau des États-Unis	36
272. Pierres n.d.a., y compris les débris de pierres							
22	5	17	32	-	22,119	wagon Chargées sur wagons au Canada	37
1,242	220	931	721	-	1,468,038	tonne Chargées sur wagons au Canada	38
55	438	170	30,064	-	57,008	" En provenance d'autres chemins de fer au Canada	39
-	-	-	3,943	-	9,531	" En provenance des États-Unis:	
-	-	-	8,370	-	76,933	" A destination du Canada	40
1,297	658	1,101	43,098	-	...	" A destination des États-Unis	41
260	588	931	30,144	-	1,476,626	" Total du trafic marchandises transportées ¹	42
1,037	70	170	12,752	-	56,488	" Déchargées du wagon au Canada	43
-	-	-	202	-	78,396	" Remises aux autres chemins de fer au Canada	44
-	-	-	-	-	-	" Remises au réseau des États-Unis	45
274. Barytine							
-	-	-	-	-	1,098	wagon Chargées sur wagons au Canada	46
-	-	-	-	-	65,225	tonne Chargées sur wagons au Canada	47
-	3,625	-	-	-	30,779	" En provenance d'autres chemins de fer au Canada	48
-	-	-	-	-	-	" En provenance des États-Unis:	
-	103	-	393	-	5,462	" A destination du Canada	49
-	-	-	-	-	488	" A destination des États-Unis	50
-	3,728	-	393	-	...	" Total du trafic marchandises transportées ¹	51
-	3,728	-	329	-	61,375	" Déchargées du wagon au Canada	52
-	-	-	64	-	39,304	" Remises aux autres chemins de fer au Canada	53
-	-	-	-	-	1,275	" Remises au réseau des États-Unis	54

Voir renvoi(s) à la fin du tableau.

TABLE 2. Revenue Freight Carried by Railways within Canada - Year 1970 - Continued

No.	Commodity	Class I - Classe I		Class II - Classe II			
		Canadian National - Canadien National	Canadian Pacific - Canadien Pacifique	Algoma Central	Canada Southern (Penn. Central)	Chesapeake and Ohio	Northern Alberta
Crude materials, inedible (C.L.) - Continued							
276. Gypsum							
1	Loaded onto railway cars in Canada	carload	25,655	22,170	-	-	-
2	Loaded onto railway cars in Canada	ton	2,193,428	1,846,559	-	-	-
3	Received from other railways in Canada	"	347	-	-	-	-
Received from U.S. rail:							
4	Destined to Canadian points	"	103	820	-	-	-
5	Destined to U.S. points	"	-	97	-	178	242
6	Total freight traffic carried ¹	"	2,193,878	1,847,476	-	178	242
7	Unloaded from railway cars in Canada	"	2,193,712	1,831,592	-	-	-
8	Delivered to other railways in Canada	"	166	126	-	-	-
9	Delivered to U.S. rail connections	"	-	15,758	-	178	242
278. Pyrites, iron, except roasted							
10	Loaded onto railway cars in Canada	carload	987	-	-	-	-
11	Loaded onto railway cars in Canada	ton	53,022	-	-	-	-
12	Received from other railways in Canada	"	239,118	-	26,461	2,547	-
Received from U.S. rail:							
13	Destined to Canadian points	"	-	25	-	-	100
14	Destined to U.S. points	"	-	-	-	-	-
15	Total freight traffic carried ¹	"	292,140	25	26,461	2,547	100
16	Unloaded from railway cars in Canada	"	24,761	25	-	2,483	100
17	Delivered to other railways in Canada	"	118,249	-	-	-	-
18	Delivered to U.S. rail connections	"	149,130	-	26,461	64	-
280. Nepheline syenite							
19	Loaded onto railway cars in Canada	carload	17	6,483	-	-	-
20	Loaded onto railway cars in Canada	ton	1,086	464,561	-	-	-
21	Received from other railways in Canada	"	10,651	95	-	85,728	-
Received from U.S. rail:							
22	Destined to Canadian points	"	51	34	-	-	-
23	Destined to U.S. points	"	-	-	-	-	-
24	Total freight traffic carried ¹	"	11,788	464,690	-	85,728	-
25	Unloaded from railway cars in Canada	"	11,788	77,640	-	-	-
26	Delivered to other railways in Canada	"	-	180,331	-	-	-
27	Delivered to U.S. rail connections	"	-	206,720	-	85,728	-
282. Phosphate rock							
28	Loaded onto railway cars in Canada	carload	3,719	892	-	-	-
29	Loaded onto railway cars in Canada	ton	340,806	87,138	-	-	-
30	Received from other railways in Canada	"	270	4,005	-	41	-
Received from U.S. rail:							
31	Destined to Canadian points	"	280,142	585,413	-	275,642	282,720
32	Destined to U.S. points	"	111	-	-	45,668	80
33	Total freight traffic carried ¹	"	621,329	676,556	-	321,351	282,800
34	Unloaded from railway cars in Canada	"	620,275	676,556	-	-	282,720
35	Delivered to other railways in Canada	"	325	-	-	275,642	-
36	Delivered to U.S. rail connections	"	729	-	-	45,709	80
284. Common salt, rock or bulk							
37	Loaded onto railway cars in Canada	carload	9,535	3,050	-	23	336
38	Loaded onto railway cars in Canada	ton	658,581	249,199	-	726	19,790
39	Received from other railways in Canada	"	4,686	13,361	-	-	-
Received from U.S. rail:							
40	Destined to Canadian points	"	99,027	246	-	760	40
41	Destined to U.S. points	"	1,957	732	-	6,193	31,451
42	Total freight traffic carried ¹	"	764,251	263,538	-	7,679	51,281
43	Unloaded from railway cars in Canada	"	719,984	216,607	-	-	1,803
44	Delivered to other railways in Canada	"	14,254	42,983	-	760	40
45	Delivered to U.S. rail connections	"	30,013	3,949	-	6,919	51,241
286. Common salt, n.e.s.							
46	Loaded onto railway cars in Canada	carload	5,554	515	-	-	-
47	Loaded onto railway cars in Canada	ton	269,360	25,742	-	-	-
48	Received from other railways in Canada	"	246	7,676	558	23	3,425
Received from U.S. rail:							
49	Destined to Canadian points	"	31,871	310	-	207	2,510
50	Destined to U.S. points	"	163	1,463	-	25	22,626
51	Total freight traffic carried ¹	"	301,640	35,191	558	255	25,136
52	Unloaded from railway cars in Canada	"	229,563	29,973	286	-	525
53	Delivered to other railways in Canada	"	7,612	1,221	272	207	1,985
54	Delivered to U.S. rail connections	"	64,465	3,997	-	48	22,626

See footnote(s) at end of table.

TABLEAU 2. Marchandises payantes transportées par chemin de fer au Canada - année 1970 - suite

Class II - Classe II				Classes III and IV - Classes III et IV	Grand total all railways - Total général tous chemins de fer	Désignation	N°	
Ontario Northland	Pacific Great Eastern	Quebec North Shore and - et Labrador	All other - Tous autres					
Matières brutes, non comestibles (charge complète) - suite								
276. Gypse								
-	-	-	-	-	47,825	wagon	Chargées sur wagons au Canada	1
-	-	-	-	-	4,039,987	tonne	Chargées sur wagons au Canada	2
-	-	-	-	-	347	"	En provenance d'autres chemins de fer au Canada	3
-	-	-	-	-	923	"	En provenance des États-Unis:	
-	-	-	-	-	517	"	A destination du Canada	4
-	-	-	-	-	...	"	A destination des États-Unis	5
-	-	-	-	-	4,025,304	"	Total du trafic marchandises transportées¹	6
-	-	-	-	-	292	"	Déchargées du wagon au Canada	7
-	-	-	-	-	16,178	"	Remises aux autres chemins de fer au Canada	8
-	-	-	-	-	16,178	"	Remises au réseau des États-Unis	9
278. Pyrites de fer non grillées								
3,297	-	-	-	-	4,284	wagon	Chargées sur wagons au Canada	10
191,465	-	-	-	-	244,487	tonne	Chargées sur wagons au Canada	11
114,855	-	-	50	-	383,031	"	En provenance d'autres chemins de fer au Canada	12
-	-	-	-	-	125	"	En provenance des États-Unis:	
-	-	-	-	-	-	"	A destination du Canada	13
-	-	-	-	-	...	"	A destination des États-Unis	14
306,320	-	-	50	-	...	"	Total du trafic marchandises transportées¹	15
-	-	-	50	-	27,419	"	Déchargées du wagon au Canada	16
306,320	-	-	-	-	424,569	"	Remises aux autres chemins de fer au Canada	17
-	-	-	-	-	175,655	"	Remises au réseau des États-Unis	18
280. Néphéline syénite								
-	-	-	-	-	6,500	wagon	Chargées sur wagons au Canada	19
-	-	-	-	-	465,647	tonne	Chargées sur wagons au Canada	20
-	-	-	154,461	-	250,935	"	En provenance d'autres chemins de fer au Canada	21
-	-	-	-	-	135	"	En provenance des États-Unis:	
-	-	-	50	-	-	"	A destination du Canada	22
-	-	-	-	-	...	"	A destination des États-Unis	23
-	-	-	154,511	-	...	"	Total du trafic marchandises transportées¹	24
-	-	-	3,435	-	92,863	"	Déchargées du wagon au Canada	25
-	-	-	151,076	-	331,407	"	Remises aux autres chemins de fer au Canada	26
-	-	-	-	-	292,448	"	Remises au réseau des États-Unis	27
282. Phosphates en roche								
-	-	-	-	-	4,611	wagon	Chargées sur wagons au Canada	28
-	-	-	-	-	427,944	tonne	Chargées sur wagons au Canada	29
-	-	-	288,367	-	292,683	"	En provenance d'autres chemins de fer au Canada	30
-	-	-	-	-	1,432,991	"	En provenance des États-Unis:	
-	-	-	9,074	-	45,859	"	A destination du Canada	31
-	-	-	-	-	...	"	A destination des États-Unis	32
-	-	-	297,441	-	...	"	Total du trafic marchandises transportées¹	33
-	-	-	292,153	-	1,871,704	"	Déchargées du wagon au Canada	34
-	-	-	3,288	-	281,255	"	Remises aux autres chemins de fer au Canada	35
-	-	-	-	-	46,518	"	Remises au réseau des États-Unis	36
284. Sel gemme de saline								
-	-	-	1,060	-	14,005	wagon	Chargées sur wagons au Canada	37
-	-	-	76,788	-	1,005,102	tonne	Chargées sur wagons au Canada	38
4,724	283	-	38,281	5,966	69,086	"	En provenance d'autres chemins de fer au Canada	39
-	-	-	-	-	115,246	"	En provenance des États-Unis:	
-	-	-	15,173	-	44,382	"	A destination du Canada	40
-	-	-	2,969	1,080	...	"	A destination des États-Unis	41
4,724	283	-	133,211	7,046	...	"	Total du trafic marchandises transportées¹	42
487	283	-	128,629	5,966	1,073,642	"	Déchargées du wagon au Canada	43
4,237	-	-	3,772	-	66,163	"	Remises aux autres chemins de fer au Canada	44
-	-	-	810	1,080	94,012	"	Remises au réseau des États-Unis	45
286. Sel n.d.a.								
-	3	92	-	-	6,164	wagon	Chargées sur wagons au Canada	46
-	118	3,410	-	-	298,630	tonne	Chargées sur wagons au Canada	47
508	3,177	-	1,503	-	17,116	"	En provenance d'autres chemins de fer au Canada	48
-	-	-	-	-	36,211	"	En provenance des États-Unis:	
-	-	-	1,313	-	28,145	"	A destination du Canada	49
-	-	-	3,868	-	...	"	A destination des États-Unis	50
508	3,295	3,410	6,684	-	...	"	Total du trafic marchandises transportées¹	51
185	3,295	2,985	2,294	-	271,712	"	Déchargées du wagon au Canada	52
123	-	425	734	-	13,598	"	Remises aux autres chemins de fer au Canada	53
-	-	-	3,656	-	94,792	"	Remises au réseau des États-Unis	54

Voir renvoi(s) à la fin du tableau.

TABLE 2. Revenue Freight Carried by Railways within Canada - Year 1970 - Continued

No.	Commodity	Class I - Classe I		Class II - Classe II				
		Canadian National - Canadien National	Canadian Pacific - Canadien Pacifique	Algoma Central	Canada Southern (Penn. Central)	Chesapeake and Ohio	Northern Alberta	
Crude materials, inedible (C.L.) - Continued								
288. Liquid sulphur								
1	Loaded onto railway cars in Canada	carload	7,290	7,653	-	-	29	-
2	Loaded onto railway cars in Canada	ton	647,113	731,768	-	-	2,550	-
3	Received from other railways in Canada		49,827	65,846	14,905	-	-	-
	Received from U.S. rail:							
4	Destined to Canadian points	"	5,746	30	-	-	-	-
5	Destined to U.S. points	"	2,020	-	-	578	2,039	-
6	Total freight traffic carried ¹	"	704,706	797,644	14,905	578	4,589	-
7	Unloaded from railway cars in Canada	"	443,435	59,922	3,611	-	-	-
8	Delivered to other railways in Canada	"	142,910	112,601	11,294	-	-	-
9	Delivered to U.S. rail connections	"	118,361	625,122	-	578	4,589	-
290. Sulphur, n.e.s.								
10	Loaded onto railway cars in Canada	carload	4,019	18,278	-	-	1	262
11	Loaded onto railway cars in Canada	ton	340,059	1,292,330	-	-	62	15,998
12	Received from other railways in Canada	"	66,875	4,263	-	-	611	-
	Received from U.S. rail:							
13	Destined to Canadian points	"	439	77	-	367	-	-
14	Destined to U.S. points	"	-	202	-	4,697	60	-
15	Total freight traffic carried ¹	"	407,373	1,296,872	-	5,064	733	15,998
16	Unloaded from railway cars in Canada	"	396,085	1,114,681	-	-	611	21
17	Delivered to other railways in Canada	"	5,460	67,292	-	367	-	15,977
18	Delivered to U.S. rail connections	"	5,828	114,900	-	4,697	122	-
292. Non-metallic minerals, crude, n.e.s.								
19	Loaded onto railway cars in Canada	carload	1,701	511	-	64	2	-
20	Loaded onto railway cars in Canada	ton	103,185	28,549	-	2,913	24	-
21	Received from other railways in Canada	"	5,182	10,498	328	2,834	-	1,019
	Received from U.S. rail:							
22	Destined to Canadian points	"	12,197	21,426	-	2,627	3,439	-
23	Destined to U.S. points	"	13,750	28,310	-	7,896	4,957	-
24	Total freight traffic carried ¹	"	134,314	88,783	328	16,270	8,420	1,019
25	Unloaded from railway cars in Canada	"	119,066	48,305	-	1,801	3,333	647
26	Delivered to other railways in Canada	"	1,487	6,635	328	1,160	130	312
27	Delivered to U.S. rail connections	"	13,761	33,843	-	13,309	4,957	-
294. Textile rags and waste, n.e.s.								
28	Loaded onto railway cars in Canada	carload	477	362	-	3	-	-
29	Loaded onto railway cars in Canada	ton	10,146	8,159	-	97	-	-
30	Received from other railways in Canada	"	2,133	4,574	-	789	18	12
	Received from U.S. rail:							
31	Destined to Canadian points	"	21,056	5,859	-	3,582	159	-
32	Destined to U.S. points	"	4,834	476	-	3,770	2,455	-
33	Total freight traffic carried ¹	"	38,169	19,068	-	8,238	2,632	12
34	Unloaded from railway cars in Canada	"	29,771	14,326	-	45	-	12
35	Delivered to other railways in Canada	"	1,002	2,471	-	3,537	159	-
36	Delivered to U.S. rail connections	"	7,396	2,271	-	4,656	2,473	-
296. Paper waste								
37	Loaded onto railway cars in Canada	carload	2,877	2,391	-	17	-	-
38	Loaded onto railway cars in Canada	ton	61,886	60,965	-	410	-	-
39	Received from other railways in Canada	"	12,680	18,541	7	2,661	-	-
	Received from U.S. rail:							
40	Destined to Canadian points	"	40,791	8,560	-	2,371	-	-
41	Destined to U.S. points	"	17,694	7,642	-	-	11,779	-
42	Total freight traffic carried ¹	"	133,051	95,708	7	5,442	11,779	-
43	Unloaded from railway cars in Canada	"	104,176	65,508	-	351	-	-
44	Delivered to other railways in Canada	"	10,928	7,132	7	2,020	-	-
45	Delivered to U.S. rail connections	"	17,947	23,069	-	3,071	11,779	-
298. Slag (excl. basic) and ashes, waste								
46	Loaded onto railway cars in Canada	carload	222	60	-	-	-	-
47	Loaded onto railway cars in Canada	ton	11,717	4,041	-	-	-	-
48	Received from other railways in Canada	"	-	3,471	-	-	-	-
	Received from U.S. rail:							
49	Destined to Canadian points	"	200	2,291	-	989	-	-
50	Destined to U.S. points	"	-	68	-	4,073	68	-
51	Total freight traffic carried ¹	"	11,917	9,871	-	5,062	68	-
52	Unloaded from railway cars in Canada	"	9,206	8,721	-	-	-	-
53	Delivered to other railways in Canada	"	2,656	1,011	-	989	-	-
54	Delivered to U.S. rail connections	"	55	138	-	4,073	68	-

See footnote(s) at end of table.

TABLEAU 2. Marchandises payantes transportées par chemin de fer au Canada - année 1970 - suite

Ontario Northland	Class II - Classe II			Classes III and IV - Classes III et IV	Grand total all railways - Total général tous chemins de fer	Désignation	N°
	Pacific Great Eastern	Quebec North Shore and - et Labrador	All other - Tous autres				
						Matières brutes, non comestibles (charge complète) - suite	
						288. Soufres liquides	
			1		14, 973	wagon Chargées sur wagons au Canada	1
			70		1, 381, 501	tonne Chargées sur wagons au Canada	2
71			164, 629		295, 278	" En provenance d'autres chemins de fer au Canada	3
						En provenance des États-Unis:	
			99		5, 875	" A destination du Canada	4
				358	4, 995	" A destination des États-Unis	5
71			164, 798	358		" Total du trafic marchandises transportées ¹	6
			23, 689		530, 657	" Déchargées du wagon au Canada	7
71			12, 690		279, 566	" Remises aux autres chemins de fer au Canada	8
			128, 419	358	877, 427	" Remises au réseau des États-Unis	9
						290 Soufres n.d.a.	
			868		24, 068	wagon Chargées sur wagons au Canada	10
	640		18, 079		1, 728, 065	tonne Chargées sur wagons au Canada	11
4, 694	61, 537		27, 058	1, 734	105, 235	" En provenance d'autres chemins de fer au Canada	12
						En provenance des États-Unis:	
			182		1, 065	" A destination du Canada	13
					4, 959	" A destination des États-Unis	14
4, 694	61, 537		45, 319	1, 734		" Total du trafic marchandises transportées ¹	15
4, 604	13, 421		27, 332	1, 734	1, 558, 489	" Déchargées du wagon au Canada	16
90	30, 915		181		120, 282	" Remises aux autres chemins de fer au Canada	17
	17, 201		17, 806		160, 554	" Remises au réseau des États-Unis	18
						292. Minéraux non métalliques bruts n.d.a.	
1	16		2, 026		4, 321	wagon Chargées sur wagons au Canada	19
30	837		160, 058		295, 596	tonne Chargées sur wagons au Canada	20
206			7, 101		27, 468	" En provenance d'autres chemins de fer au Canada	21
						En provenance des États-Unis:	
			17, 368		57, 057	" A destination du Canada	22
			6, 052	25	60, 990	" A destination des États-Unis	23
236	837		190, 579	25		" Total du trafic marchandises transportées ¹	24
448	716		166, 948		341, 264	" Déchargées du wagon au Canada	25
38	121		18, 817		29, 138	" Remises aux autres chemins de fer au Canada	26
			4, 814	25	70, 709	" Remises au réseau des États-Unis	27
						294. Chiffons et déchets de tissus n.d.a.	
					842	wagon Chargées sur wagons au Canada	28
					18, 402	tonne Chargées sur wagons au Canada	29
			4, 543		12, 069	" En provenance d'autres chemins de fer au Canada	30
						En provenance des États-Unis:	
			4, 111		34, 767	" A destination du Canada	31
			192	47	11, 774	" A destination des États-Unis	32
			8, 846	47		" Total du trafic marchandises transportées ¹	33
			1, 685		45, 839	" Déchargées du wagon au Canada	34
			6, 566		13, 735	" Remises aux autres chemins de fer au Canada	35
			595	47	17, 438	" Remises au réseau des États-Unis	36
						296. Déchets de papier	
457			93	1	5, 536	wagon Chargées sur wagons au Canada	37
18, 550			3, 028	12	144, 851	tonne Chargées sur wagons au Canada	38
10, 028			7, 916	5, 971	57, 804	" En provenance d'autres chemins de fer au Canada	39
						En provenance des États-Unis:	
			5, 268		56, 990	" A destination du Canada	40
			1, 419	1, 839	40, 373	" A destination des États-Unis	41
28, 578			17, 631	7, 822		" Total du trafic marchandises transportées ¹	42
2, 721			495	5, 971	179, 222	" Déchargées du wagon au Canada	43
25, 857			10, 491	12	56, 447	" Remises aux autres chemins de fer au Canada	44
			6, 645	1, 839	64, 350	" Remises au réseau des États-Unis	45
						298. Scories (à l'exception des scories de déphosphoration) et cendres, déchets	
1					283	wagon Chargées sur wagons au Canada	46
66			921		16, 745	tonne Chargées sur wagons au Canada	47
10, 049			943		14, 463	" En provenance d'autres chemins de fer au Canada	48
						En provenance des États-Unis:	
			414		3, 894	" A destination du Canada	49
					4, 209	" A destination des États-Unis	50
10, 115			2, 278			" Total du trafic marchandises transportées ¹	51
10, 115			262		28, 304	" Déchargées du wagon au Canada	52
			1, 095		5, 751	" Remises aux autres chemins de fer au Canada	53
			921		5, 255	" Remises au réseau des États-Unis	54

Voir renvoi(s) à la fin du tableau.

TABLE 2. Revenue Freight Carried by Railways within Canada - Year 1970 - Continued

No.	Commodity	Class I - Classe I		Class II - Classe II				
		Canadian National - Canadien National	Canadian Pacific - Canadien Pacifique	Algoma Central	Canada Southern (Penn. Central)	Chesapeake and Ohio	Northern Alberta	
Crude materials, inedible (C.L.) - Concluded								
300. Wood waste, n.e.s.								
1	Loaded onto railway cars in Canada	carload	6,262	1,918	2	-	1	-
2	Loaded onto railway cars in Canada	ton	129,640	34,838	49	-	20	-
3	Received from other railways in Canada	"	10,518	4,413	-	200	92	305
Received from U.S. rail:								
4	Destined to Canadian points	"	861	2,719	-	498	-	-
5	Destined to U.S. points	"	423	683	-	1,138	272	-
6	Total freight traffic carried ¹	"	141,442	42,653	49	1,836	384	305
7	Unloaded from railway cars in Canada	"	134,492	27,483	-	387	112	38
8	Delivered to other railways in Canada	"	4,622	7,271	49	238	-	267
9	Delivered to U.S. rail connections	"	2,328	7,898	-	1,211	272	-
304. Waste materials, n.e.s.								
10	Loaded onto railway cars in Canada	carload	600	381	-	-	27	-
11	Loaded onto railway cars in Canada	ton	23,096	23,933	-	-	1,371	-
12	Received from other railways in Canada	"	790	1,117	-	115	-	-
Received from U.S. rail:								
13	Destined to Canadian points	"	3,230	1,975	-	1,942	111	-
14	Destined to U.S. points	"	74	1,737	-	168	2,308	-
15	Total freight traffic carried ¹	"	27,190	28,762	-	2,225	3,790	-
16	Unloaded from railway cars in Canada	"	24,847	12,251	-	1,453	88	-
17	Delivered to other railways in Canada	"	669	8,522	-	489	23	-
18	Delivered to U.S. rail connections	"	1,674	7,990	-	283	3,679	-
(993). Total								
19	Loaded onto railway cars in Canada	carload	597,132	370,752	43,002	4,886	1,560	6,431
20	Loaded onto railway cars in Canada	ton	34,965,569	24,942,641	2,543,553	341,521	100,735	321,274
21	Received from other railways in Canada	"	4,749,919	2,462,248	63,922	485,917	21,892	783,788
Received from U.S. rail:								
22	Destined to Canadian points	"	1,521,027	1,524,719	-	639,258	374,681	-
23	Destined to U.S. points	"	104,119	228,828	-	406,296	1,065,126	-
24	Total freight traffic carried ¹	"	41,340,634	29,158,436	2,607,475	1,872,992	1,562,434	1,105,037
25	Unloaded from railway cars in Canada	"	36,231,675	25,273,786	2,283,483	236,542	404,926	40,810
26	Delivered to other railways in Canada	"	2,152,076	1,940,360	160,211	569,529	34,444	1,064,217
27	Delivered to U.S. rail connections	"	2,956,883	1,944,290	163,781	1,066,921	1,123,064	-
SECTION IV								
Fabricated materials, inedible (C.L.)								
306. Leather and dressed furs and rubber fabricated materials								
28	Loaded onto railway cars in Canada	carload	172	37	-	-	-	1
29	Loaded onto railway cars in Canada	ton	3,625	822	-	-	-	30
30	Received from other railways in Canada	"	315	157	-	46	-	38
Received from U.S. rail:								
31	Destined to Canadian points	"	3,043	136	-	13	-	-
32	Destined to U.S. points	"	200	1,519	-	115	436	-
33	Total freight traffic carried ¹	"	7,183	2,634	-	174	436	68
34	Unloaded from railway cars in Canada	"	6,051	997	-	-	-	38
35	Delivered to other railways in Canada	"	896	26	-	13	-	30
36	Delivered to U.S. rail connections	"	236	1,610	-	161	436	-
308. Lumber								
37	Loaded onto railway cars in Canada	carload	57,566	36,023	1,725	57	171	5,153
38	Loaded onto railway cars in Canada	ton	2,379,508	1,411,611	83,789	2,507	8,719	194,891
39	Received from other railways in Canada	"	283,363	437,742	24,061	37,481	9,534	63,426
Received from U.S. rail:								
40	Destined to Canadian points	"	268,108	118,736	-	6,372	2,989	-
41	Destined to U.S. points	"	703,767	67,646	-	77,438	49,298	-
42	Total freight traffic carried ¹	"	3,634,746	2,035,735	107,850	123,798	70,540	258,317
43	Unloaded from railway cars in Canada	"	1,234,994	569,317	3,101	20,318	11,972	6,208
44	Delivered to other railways in Canada	"	176,919	205,718	101,641	4,278	510	252,109
45	Delivered to U.S. rail connections	"	2,222,833	1,260,700	3,108	99,202	58,058	-
310. Flooring								
46	Loaded onto railway cars in Canada	carload	210	83	33	22	-	-
47	Loaded onto railway cars in Canada	ton	4,231	2,028	956	542	-	-
48	Received from other railways in Canada	"	522	818	-	717	-	-
Received from U.S. rail:								
49	Destined to Canadian points	"	511	3,633	-	145	132	-
50	Destined to U.S. points	"	90	1,043	-	171	767	-
51	Total freight traffic carried ¹	"	5,354	7,522	956	1,575	899	-
52	Unloaded from railway cars in Canada	"	4,655	4,107	-	109	77	-
53	Delivered to other railways in Canada	"	172	2,100	956	578	55	-
54	Delivered to U.S. rail connections	"	527	1,316	-	888	767	-

See footnote(s) at end of table.

TABLEAU 2. Marchandises payantes transportées par chemin de fer au Canada - année 1970 - suite

Class II - Classe II				Classes III and IV - Classes III et IV	Grand total all railways - Total général tous chemins de fer	Désignation	N°
Ontario Northland	Pacific Great Eastern	Quebec North Shore and - et Labrador	All other - Tous autres				
Matières brutes, non comestibles (charge complète) - fin							
300. Déchets de bois n.d.a.							
1	-	-	12	-	8,196	wagon Chargées sur wagons au Canada	1
51	-	-	-	-	164,598	tonne Chargées sur wagons au Canada	2
-	-	-	3,537	-	19,065	" En provenance d'autres chemins de fer au Canada	3
-	-	-	508	-	4,586	" En provenance des États-Unis:	
-	-	-	-	-	4,586	" A destination du Canada	4
51	-	-	-	1,062	3,578	" A destination des États-Unis	5
-	-	-	4,045	1,062	...	" Total du trafic marchandises transportées ¹	6
51	-	-	361	-	162,873	" Déchargées du wagon au Canada	7
-	-	-	2,208	-	14,700	" Remises aux autres chemins de fer au Canada	8
-	-	-	1,476	1,062	14,247	" Remises au réseau des États-Unis	9
304. Autres déchets n.d.a.							
-	7	81	7	-	1,103	wagon Chargées sur wagons au Canada	10
-	102	3,377	238	-	52,117	tonne Chargées sur wagons au Canada	11
29	-	1,068	9,435	-	12,554	" En provenance d'autres chemins de fer au Canada	12
-	-	-	2,901	-	10,159	" En provenance des États-Unis:	
-	-	-	6,216	-	10,503	" A destination du Canada	13
-	-	-	-	-	...	" A destination des États-Unis	14
29	102	4,445	18,790	-	...	" Total du trafic marchandises transportées ¹	15
29	102	4,445	7,853	-	51,068	" Déchargées du wagon au Canada	16
-	-	-	4,376	-	14,079	" Remises aux autres chemins de fer au Canada	17
-	-	-	6,561	-	20,187	" Remises au réseau des États-Unis	18
(993). Total							
48,243	31,702	236,743	257,958	1,978	1,600,387	wagon Chargées sur wagons au Canada	19
3,924,528	1,693,651	21,750,041	22,059,321	68,831	112,725,665	tonne Chargées sur wagons au Canada	20
372,984	16,338	6,400,100	8,713,734	16,550	24,087,357	" En provenance d'autres chemins de fer au Canada	21
-	103	-	490,130	-	4,549,918	" En provenance des États-Unis:	
-	-	-	76,023	115,411	1,995,803	" A destination du Canada	22
4,311,512	1,710,092	28,150,141	31,339,208	200,792	...	" A destination des États-Unis	23
433,882	1,638,613	21,750,752	21,956,381	16,550	...	" Total du trafic marchandises transportées ¹	24
3,877,630	47,999	6,399,389	8,459,943	68,831	110,267,400	" Déchargées du wagon au Canada	25
-	23,480	-	922,884	115,411	24,774,629	" Remises aux autres chemins de fer au Canada	26
-	-	-	-	-	8,316,714	" Remises au réseau des États-Unis	27
SECTION IV							
Demi-produits, non comestibles (charge complète)							
306. Cuir, fourrures apprêtées et demi-produits en caoutchouc							
-	-	2	-	-	212	wagon Chargées sur wagons au Canada	28
-	-	11	-	-	4,488	tonne Chargées sur wagons au Canada	29
15	-	-	26	-	597	" En provenance d'autres chemins de fer au Canada	30
-	-	-	26	-	3,218	" En provenance des États-Unis:	
-	-	-	-	-	2,270	" A destination du Canada	31
15	-	11	52	-	...	" A destination des États-Unis	32
15	-	11	22	-	7,134	" Total du trafic marchandises transportées ¹	33
-	-	-	30	-	995	" Déchargées du wagon au Canada	34
-	-	-	-	-	2,443	" Remises aux autres chemins de fer au Canada	35
-	-	-	-	-	-	" Remises au réseau des États-Unis	36
308. Bois de construction							
367	38,446	240	4,263	780	144,791	wagon Chargées sur wagons au Canada	37
16,775	1,545,513	6,965	163,885	25,415	5,839,578	tonne Chargées sur wagons au Canada	38
53,659	2,724	21	333,174	727	1,245,912	" En provenance d'autres chemins de fer au Canada	39
-	164	-	17,199	-	413,568	" En provenance des États-Unis:	
-	-	-	16,373	594	915,116	" A destination du Canada	40
70,434	1,548,401	6,986	530,631	26,736	...	" A destination des États-Unis	41
2,021	139,044	6,512	13,899	727	...	" Total du trafic marchandises transportées ¹	42
68,413	1,064,221	474	155,150	25,415	2,008,113	" Déchargées du wagon au Canada	43
-	345,136	-	361,582	594	2,054,848	" Remises aux autres chemins de fer au Canada	44
-	-	-	-	-	4,351,213	" Remises au réseau des États-Unis	45
310. Panneaux en bois pour parquets							
-	-	-	1	-	349	wagon Chargées sur wagons au Canada	46
-	-	-	31	-	7,788	tonne Chargées sur wagons au Canada	47
-	-	-	2,178	-	4,260	" En provenance d'autres chemins de fer au Canada	48
-	-	-	134	-	4,555	" En provenance des États-Unis:	
-	-	-	-	-	2,071	" A destination du Canada	49
-	-	-	2,343	-	...	" A destination des États-Unis	50
-	-	-	615	-	9,588	" Total du trafic marchandises transportées ¹	51
-	-	-	1,582	-	5,443	" Déchargées du wagon au Canada	52
-	-	-	146	-	3,644	" Remises aux autres chemins de fer au Canada	53
-	-	-	-	-	-	" Remises au réseau des États-Unis	54

Voir renvoi(s) à la fin du tableau.

TABLE 2. Revenue Freight Carried by Railways within Canada - Year 1970 - Continued

No.	Commodity	Class I - Classe I		Class II - Classe II			
		Canadian National - Canadien National	Canadian Pacific - Canadien Pacifique	Algoma Central	Canada Southern (Penn. Central)	Chesapeake and Ohio	Northern Alberta
Fabricated materials, inedible (C.L.) - Continued							
312. Railway ties							
1	Loaded onto railway cars in Canada	carload	5,049	260	9	-	-
2	Loaded onto railway cars in Canada	ton	173,969	8,204	484	-	-
3	Received from other railways in Canada	"	1,201	-	1,003	84	44
Received from U.S. rail:							
4	Destined to Canadian points	"	135	-	-	385	-
5	Destined to U.S. points	"	-	255	-	-	2,142
6	Total freight traffic carried ¹	"	175,305	8,459	1,487	469	2,142
7	Unloaded from railway cars in Canada	"	167,580	4,121	989	385	-
8	Delivered to other railways in Canada	"	7,453	3,976	498	-	44
9	Delivered to U.S. rail connections	"	272	363	-	84	2,142
314. Shingles and shakes of wood							
10	Loaded onto railway cars in Canada	carload	1,370	4,213	-	-	-
11	Loaded onto railway cars in Canada	ton	31,987	119,886	-	-	-
12	Received from other railways in Canada	"	2,718	965	60	3,999	-
Received from U.S. rail:							
13	Destined to Canadian points	"	188	321	-	-	-
14	Destined to U.S. points	"	231	1,150	-	-	602
15	Total freight traffic carried ¹	"	35,124	122,322	60	3,999	602
16	Unloaded from railway cars in Canada	"	30,117	6,813	60	-	-
17	Delivered to other railways in Canada	"	1,218	23,100	-	-	-
18	Delivered to U.S. rail connections	"	3,789	92,409	-	3,999	602
316. Sawmill products, n.e.s.							
19	Loaded onto railway cars in Canada	carload	2,318	175	-	-	-
20	Loaded onto railway cars in Canada	ton	73,138	8,071	-	-	-
21	Received from other railways in Canada	"	6,112	281	-	114	-
Received from U.S. rail:							
22	Destined to Canadian points	"	228	1,979	-	-	-
23	Destined to U.S. points	"	427	894	-	-	24
24	Total freight traffic carried ¹	"	79,905	11,225	-	114	24
25	Unloaded from railway cars in Canada	"	68,719	7,646	-	-	-
26	Delivered to other railways in Canada	"	2,678	735	-	-	-
27	Delivered to U.S. rail connections	"	8,508	2,844	-	114	24
318. Veneer							
28	Loaded onto railway cars in Canada	carload	1,494	2,100	144	-	-
29	Loaded onto railway cars in Canada	ton	55,626	83,289	5,088	-	-
30	Received from other railways in Canada	"	4,283	46,377	2,157	1,118	-
Received from U.S. rail:							
31	Destined to Canadian points	"	968	5,287	-	137	118
32	Destined to U.S. points	"	136	11,157	-	-	726
33	Total freight traffic carried ¹	"	61,013	146,110	7,245	1,255	844
34	Unloaded from railway cars in Canada	"	43,901	101,916	314	-	118
35	Delivered to other railways in Canada	"	6,978	13,086	3,996	137	-
36	Delivered to U.S. rail connections	"	10,134	31,109	2,935	1,118	726
320. Plywood							
37	Loaded onto railway cars in Canada	carload	4,983	6,966	182	-	-
38	Loaded onto railway cars in Canada	ton	189,684	258,763	6,539	-	-
39	Received from other railways in Canada	"	44,755	59,395	1,892	7,978	3,720
Received from U.S. rail:							
40	Destined to Canadian points	"	120,804	11,916	-	797	1,370
41	Destined to U.S. points	"	11,134	47,684	-	28,937	29,309
42	Total freight traffic carried ¹	"	366,377	377,758	8,431	37,712	34,399
43	Unloaded from railway cars in Canada	"	312,721	266,123	1,610	6,190	4,545
44	Delivered to other railways in Canada	"	18,985	53,429	6,501	254	-
45	Delivered to U.S. rail connections	"	34,671	58,207	320	31,268	29,854
322. Wood building boards, n.e.s.							
46	Loaded onto railway cars in Canada	carload	2,842	899	-	-	-
47	Loaded onto railway cars in Canada	ton	104,709	34,559	-	-	-
48	Received from other railways in Canada	"	3,181	16,027	-	204	441
Received from U.S. rail:							
49	Destined to Canadian points	"	9,755	10,560	-	1,200	89
50	Destined to U.S. points	"	607	6,746	-	1,448	13,220
51	Total freight traffic carried ¹	"	118,252	67,892	-	2,852	13,750
52	Unloaded from railway cars in Canada	"	96,618	49,038	-	103	530
53	Delivered to other railways in Canada	"	11,751	4,906	-	1,151	-
54	Delivered to U.S. rail connections	"	9,883	13,948	-	1,598	13,220

See footnote(s) at end of table.

TABLEAU 2. Marchandises payantes transportées par chemin de fer au Canada - année 1970 - suite

Ontario Northland	Class II - Classe II			Classes III and IV - Classes III et IV	Grand total all railways - Total général tous chemins de fer	Désignation	N°
	Pacific Great Eastern	Quebec North Shore and -- et Labrador	All other - Tous autres				
						Demi-produits, non comestibles (charge complète) - suite	
						312. Traverses en bois pour voies ferrées	
40	11	10	-	-	5 379	wagon Chargées sur wagons au Canada	1
1 326	841	368	-	-	185 192	tonne Chargées sur wagons au Canada	2
568	152	-	963	-	4 015	" En provenance d'autres chemins de fer au Canada	3
-	-	-	57	-	577	" En provenance des États-Unis:	
-	-	-	59	-	2 456	" A destination du Canada	4
1 894	993	368	1 079	-	2 456	" A destination des États-Unis	5
303	993	368	910	-	175 693	" Total du trafic marchandises transportées ¹	6
1 591	-	-	110	-	13 628	" Déchargées du wagon au Canada	7
-	-	-	59	-	2 920	" Remises aux autres chemins de fer au Canada	8
						" Remises au réseau des États-Unis	9
						314. Bardeaux et aisseaux	
-	-	-	296	9	5 888	wagon Chargées sur wagons au Canada	10
-	-	-	7 360	310	159 543	tonne Chargées sur wagons au Canada	11
-	-	-	35 242	-	42 984	" En provenance d'autres chemins de fer au Canada	12
-	-	-	18	-	527	" En provenance des États-Unis:	
-	-	-	-	-	1 983	" A destination du Canada	13
-	-	-	42 620	310	1 983	" A destination des États-Unis	14
-	-	-	-	-	36 990	" Total du trafic marchandises transportées ¹	15
-	-	-	27 256	310	51 884	" Déchargées du wagon au Canada	16
-	-	-	15 364	-	116 163	" Remises aux autres chemins de fer au Canada	17
						" Remises au réseau des États-Unis	18
						316. Bois de scierie n.d.a.	
-	3	-	3	186	2 685	wagon Chargées sur wagons au Canada	19
-	210	-	104	5 851	87 374	tonne Chargées sur wagons au Canada	20
-	39 328	-	1 428	-	47 263	" En provenance d'autres chemins de fer au Canada	21
-	836	-	64	-	3 107	" En provenance des États-Unis:	
-	-	-	-	-	1 345	" A destination du Canada	22
-	40 374	-	1 596	5 851	1 345	" A destination des États-Unis	23
-	40 374	-	244	-	116 983	" Total du trafic marchandises transportées ¹	24
-	-	-	165	-	9 429	" Déchargées du wagon au Canada	25
-	-	-	1 187	-	12 677	" Remises aux autres chemins de fer au Canada	26
						" Remises au réseau des États-Unis	27
						318. Bois plaqués	
-	5 202	-	3	-	8 943	wagon Chargées sur wagons au Canada	28
-	214 420	-	93	-	358 516	tonne Chargées sur wagons au Canada	29
-	1 550	-	57 553	-	113 038	" En provenance d'autres chemins de fer au Canada	30
-	31	-	25 264	-	31 805	" En provenance des États-Unis:	
-	-	-	225	-	12 244	" A destination du Canada	31
-	216 001	-	83 135	-	12 244	" A destination des États-Unis	32
-	7 682	-	47 403	-	201 334	" Total du trafic marchandises transportées ¹	33
-	182 994	-	13 247	-	220 438	" Déchargées du wagon au Canada	34
-	25 325	-	22 485	-	93 832	" Remises aux autres chemins de fer au Canada	35
						" Remises au réseau des États-Unis	36
						320. Bois contre-plaqués	
80	-	56	1 805	-	14 469	wagon Chargées sur wagons au Canada	37
2 887	-	846	68 214	-	540 827	tonne Chargées sur wagons au Canada	38
2 827	-	-	68 332	79	191 383	" En provenance d'autres chemins de fer au Canada	39
-	-	-	3 896	-	138 783	" En provenance des États-Unis:	
-	-	-	551	-	117 615	" A destination du Canada	40
5 714	-	846	140 993	79	117 615	" A destination des États-Unis	41
3 005	-	774	6 330	79	602 801	" Total du trafic marchandises transportées ¹	42
2 709	-	72	130 372	-	227 197	" Déchargées du wagon au Canada	43
-	-	-	4 291	-	158 611	" Remises aux autres chemins de fer au Canada	44
						" Remises au réseau des États-Unis	45
						322. Planches de bois de construction n.d.a.	
-	21	-	185	-	3 947	wagon Chargées sur wagons au Canada	46
-	188	-	7 389	-	146 845	tonne Chargées sur wagons au Canada	47
104	60	-	14 487	31	34 674	" En provenance d'autres chemins de fer au Canada	48
-	-	-	5 024	-	26 628	" En provenance des États-Unis:	
-	-	-	-	-	22 021	" A destination du Canada	49
194	248	-	26 900	31	22 021	" A destination des États-Unis	50
104	248	-	4 132	31	150 943	" Total du trafic marchandises transportées ¹	51
-	-	-	19 251	-	37 059	" Déchargées du wagon au Canada	52
-	-	-	3 517	-	42 166	" Remises aux autres chemins de fer au Canada	53
						" Remises au réseau des États-Unis	54

Voir renvoi(s) à la fin du tableau.

TABLE 2. Revenue Freight Carried by Railways within Canada - Year 1970 - Continued

No.	Commodity	Class I - Classe I		Class II - Classe II			
		Canadian National - Canadien National	Canadian Pacific - Canadien Pacifique	Algoma Central	Canada Southern (Penn. Central)	Chesapeake and Ohio	Northern Alberta
Fabricated materials, inedible (C.L.) - Continued							
324. Millwork (woodwork)							
1	Loaded onto railway cars in Canada	carload	755	210	-	-	-
2	Loaded onto railway cars in Canada	ton	15,877	4,228	-	-	-
3	Received from other railways in Canada	"	289	1,540	-	-	146
Received from U.S. rail:							
4	Destined to Canadian points	"	921	612	-	61	-
5	Destined to U.S. points	"	1,278	8,338	-	1,514	11,186
6	Total freight traffic carried ¹	"	18,365	14,718	-	1,575	11,186
7	Unloaded from railway cars in Canada	"	10,250	5,854	-	-	146
8	Delivered to other railways in Canada	"	999	320	-	61	120
9	Delivered to U.S. rail connections	"	7,116	8,545	-	1,514	26
326. Cooperage stock and box, crate and package stock							
10	Loaded onto railway cars in Canada	carload	324	129	-	-	-
11	Loaded onto railway cars in Canada	ton	10,117	3,209	-	-	-
12	Received from other railways in Canada	"	510	201	-	76	86
Received from U.S. rail:							
13	Destined to Canadian points	"	7,334	2,628	-	155	220
14	Destined to U.S. points	"	334	504	-	1,596	45
15	Total freight traffic carried ¹	"	18,295	6,542	-	1,827	351
16	Unloaded from railway cars in Canada	"	17,923	4,805	-	155	306
17	Delivered to other railways in Canada	"	274	1,134	-	-	-
18	Delivered to U.S. rail connections	"	98	604	-	1,672	45
328. Other wood fabricated materials, n.e.s.							
19	Loaded onto railway cars in Canada	carload	1,712	448	-	-	-
20	Loaded onto railway cars in Canada	ton	47,204	10,961	-	-	-
21	Received from other railways in Canada	"	1,332	8,226	-	129	87
Received from U.S. rail:							
22	Destined to Canadian points	"	21,117	12,391	-	1,606	973
23	Destined to U.S. points	"	8,958	6,952	-	707	7,714
24	Total freight traffic carried ¹	"	78,611	38,530	-	2,442	8,687
25	Unloaded from railway cars in Canada	"	60,488	28,418	-	58	973
26	Delivered to other railways in Canada	"	4,403	2,353	-	1,548	82
27	Delivered to U.S. rail connections	"	13,720	7,759	-	836	-
330. Woodpulp							
28	Loaded onto railway cars in Canada	carload	45,622	26,831	-	-	-
29	Loaded onto railway cars in Canada	ton	2,681,924	1,627,384	-	-	-
30	Received from other railways in Canada	"	154,273	190,241	243,492	106,417	5,048
Received from U.S. rail:							
31	Destined to Canadian points	"	58,831	46,614	-	766	-
32	Destined to U.S. points	"	318,617	46,901	-	63,955	12,776
33	Total freight traffic carried ¹	"	3,213,645	1,911,140	243,492	171,138	17,824
34	Unloaded from railway cars in Canada	"	947,226	490,111	183	562	-
35	Delivered to other railways in Canada	"	395,585	649,932	7,166	344	-
36	Delivered to U.S. rail connections	"	1,870,834	771,097	236,143	170,232	17,824
332. Pulp, n.e.s.							
37	Loaded onto railway cars in Canada	carload	150	95	-	-	-
38	Loaded onto railway cars in Canada	ton	7,700	3,840	-	-	-
39	Received from other railways in Canada	"	241	985	-	162	1,010
Received from U.S. rail:							
40	Destined to Canadian points	"	1,503	1,642	-	22	-
41	Destined to U.S. points	"	721	213	-	358	188
42	Total freight traffic carried ¹	"	10,165	6,680	-	542	1,198
43	Unloaded from railway cars in Canada	"	2,980	3,176	-	-	-
44	Delivered to other railways in Canada	"	1,588	2,468	-	22	-
45	Delivered to U.S. rail connections	"	5,597	1,036	-	520	1,198
334. Newsprint paper							
46	Loaded onto railway cars in Canada	carload	41,765	35,826	223	1	1
47	Loaded onto railway cars in Canada	ton	2,196,803	1,820,406	9,068	76	50
48	Received from other railways in Canada	"	672,471	139,064	8,543	125,087	60,614
Received from U.S. rail:							
49	Destined to Canadian points	"	2,150	64,852	-	76	-
50	Destined to U.S. points	"	22,197	57,494	-	17,316	96
51	Total freight traffic carried ¹	"	2,893,621	2,081,816	17,611	142,555	60,760
52	Unloaded from railway cars in Canada	"	533,728	369,559	22	9,502	-
53	Delivered to other railways in Canada	"	533,749	589,279	13,361	-	-
54	Delivered to U.S. rail connections	"	1,826,144	1,122,978	4,228	133,053	60,760

See footnote(s) at end of table.

TABLEAU 2. Marchandises payantes transportées par chemin de fer au Canada — année 1970 — suite

Ontario Northland	Class II - Classe II			Classes III and IV — Classes III et IV	Grand total all railways — Total général tous chemins de fer	Désignation	N°
	Pacific Great Eastern	Quebec North Shore and — et Labrador	All other — Tous autres				
Demi-produits, non comestibles (charge complète) — suite							
324. Bois de menuiserie							
—	2	61	55	—	1,083	wagon Chargées sur wagons au Canada	1
—	30	1,068	1,566	—	22,769	tonne Chargées sur wagons au Canada	2
47	106	—	562	—	2,690	“ En provenance d'autres chemins de fer au Canada	3
—	—	—	157	—	1,751	“ En provenance des États-Unis:	
—	—	—	391	—	22,707	“ A destination du Canada	4
—	—	—	—	—	—	“ A destination des États-Unis	5
47	136	1,068	2,676	—	...	“ Total du trafic marchandises transportées ¹	6
47	136	864	365	—	17,636	“ Déchargées du wagon au Canada	7
—	—	204	1,918	—	3,528	“ Remises aux autres chemins de fer au Canada	8
—	—	—	393	—	28,754	“ Remises au réseau des États-Unis	9
326. Ouvrages de tonnellerie, caisses et bois de layetier							
—	—	—	—	—	453	wagon Chargées sur wagons au Canada	10
—	—	—	—	—	13,326	tonne Chargées sur wagons au Canada	11
—	—	—	600	—	1,473	“ En provenance d'autres chemins de fer au Canada	12
—	—	—	167	—	10,504	“ En provenance des États-Unis:	
—	—	—	—	—	2,479	“ A destination du Canada	13
—	—	—	—	—	—	“ A destination des États-Unis	14
—	—	—	767	—	...	“ Total du trafic marchandises transportées ¹	15
—	—	—	126	—	23,315	“ Déchargées du wagon au Canada	16
—	—	—	165	—	1,573	“ Remises aux autres chemins de fer au Canada	17
—	—	—	476	—	2,895	“ Remises au réseau des États-Unis	18
328. Autres demi-produits de bois n.d.a.							
1	7	9	144	—	2,321	wagon Chargées sur wagons au Canada	19
30	157	183	3,854	—	62,379	tonne Chargées sur wagons au Canada	20
10	87	—	3,141	—	13,007	“ En provenance d'autres chemins de fer au Canada	21
—	—	—	6,943	—	43,030	“ En provenance des États-Unis:	
—	—	—	53	—	34,384	“ A destination du Canada	22
—	—	—	—	—	—	“ A destination des États-Unis	23
30	244	183	13,991	—	...	“ Total du trafic marchandises transportées ¹	24
36	244	120	4,654	—	94,985	“ Déchargées du wagon au Canada	25
—	—	63	6,643	—	15,092	“ Remises aux autres chemins de fer au Canada	26
—	—	—	2,694	—	32,723	“ Remises au réseau des États-Unis	27
330. Pâte de bois							
—	4,450	—	1,676	6	78,585	wagon Chargées sur wagons au Canada	28
—	315,723	—	100,295	242	4,725,568	tonne Chargées sur wagons au Canada	29
117,452	—	—	357,165	—	1,174,088	“ En provenance d'autres chemins de fer au Canada	30
—	—	—	25,980	—	132,191	“ En provenance des États-Unis:	
—	—	—	16,952	202,041	661,242	“ A destination du Canada	31
—	—	—	—	—	—	“ A destination des États-Unis	32
117,452	315,723	—	500,392	202,283	...	“ Total du trafic marchandises transportées ¹	33
511	281,380	—	38,323	—	1,758,296	“ Déchargées du wagon au Canada	34
116,941	29,805	—	171,407	242	1,371,422	“ Remises aux autres chemins de fer au Canada	35
—	4,538	—	290,662	202,041	3,563,371	“ Remises au réseau des États-Unis	36
332. Pulpe n.d.a.							
1	—	—	4	—	250	wagon Chargées sur wagons au Canada	37
24	—	—	213	—	11,777	tonne Chargées sur wagons au Canada	38
40	—	—	2,678	—	5,116	“ En provenance d'autres chemins de fer au Canada	39
—	—	—	782	—	3,949	“ En provenance des États-Unis:	
—	—	—	—	—	1,480	“ A destination du Canada	40
—	—	—	—	—	—	“ A destination des États-Unis	41
64	—	—	3,673	—	...	“ Total du trafic marchandises transportées ¹	42
—	—	—	145	—	6,301	“ Déchargées du wagon au Canada	43
64	—	—	2,830	—	6,972	“ Remises aux autres chemins de fer au Canada	44
—	—	—	698	—	9,049	“ Remises au réseau des États-Unis	45
334. Papier journal							
5,799	—	2	31,570	—	115,187	wagon Chargées sur wagons au Canada	46
242,093	—	118	1,131,182	—	5,399,796	tonne Chargées sur wagons au Canada	47
289,466	96	—	858,489	—	2,133,960	“ En provenance d'autres chemins de fer au Canada	48
—	—	—	96	—	67,174	“ En provenance des États-Unis:	
—	—	—	17,868	87,310	202,281	“ A destination du Canada	49
—	—	—	—	—	—	“ A destination des États-Unis	50
511,559	96	118	2,007,635	87,310	...	“ Total du trafic marchandises transportées ¹	51
3,868	96	118	578,507	—	1,495,530	“ Déchargées du wagon au Canada	52
307,691	—	—	648,499	—	2,292,579	“ Remises aux autres chemins de fer au Canada	53
—	—	—	780,629	87,310	4,015,102	“ Remises au réseau des États-Unis	54

Voir renvoi(s) à la fin du tableau.

TABLE 2. Revenue Freight Carried by Railways within Canada - Year 1970 - Continued

No.	Commodity	Class I - Classe I		Class II - Classe II			
		Canadian National - Canadien National	Canadian Pacific - Canadien Pacifique	Algoma Central	Canada Southern (Penn. Central)	Chesapeake and Ohio	Northern Alberta
Fabricated materials, inedible (C.L.) - Continued							
336. Groundwood printing and specialty paper							
1	Loaded onto railway cars in Canada	carload	2,376	2,795	-	-	-
2	Loaded onto railway cars in Canada	ton	91,515	99,297	-	-	-
3	Received from other railways in Canada	"	3,199	18,101	-	31,015	122
Received from U.S. rail:							
4	Destined to Canadian points	"	12,341	103,071	-	544	-
5	Destined to U.S. points	"	497,704	393,261	-	25,537	80,758
6	Total freight traffic carried ¹	"	604,759	613,730	-	57,096	80,880
7	Unloaded from railway cars in Canada	"	101,554	83,230	-	-	-
8	Delivered to other railways in Canada	"	5,289	96,099	-	544	-
9	Delivered to U.S. rail connections	"	497,916	434,402	-	56,552	80,880
338. Book paper							
10	Loaded onto railway cars in Canada	carload	-	-	-	-	-
11	Loaded onto railway cars in Canada	ton	-	-	-	-	-
12	Received from other railways in Canada	"	-	-	-	-	-
Received from U.S. rail:							
13	Destined to Canadian points	"	-	-	-	-	-
14	Destined to U.S. points	"	-	-	-	-	39
15	Total freight traffic carried ¹	"	-	-	-	-	39
16	Unloaded from railway cars in Canada	"	-	-	-	-	-
17	Delivered to other railways in Canada	"	-	-	-	-	-
18	Delivered to U.S. rail connections	"	-	-	-	-	39
340. Fine paper, tissue paper and sanitary paper							
19	Loaded onto railway cars in Canada	carload	900	1,246	-	-	-
20	Loaded onto railway cars in Canada	ton	24,257	22,557	-	-	-
21	Received from other railways in Canada	"	694	7,910	-	600	-
Received from U.S. rail:							
22	Destined to Canadian points	"	9,084	629	-	35	-
23	Destined to U.S. points	"	2,294	13,978	-	273	4,824
24	Total freight traffic carried ¹	"	36,329	45,074	-	908	4,824
25	Unloaded from railway cars in Canada	"	26,865	27,113	-	-	-
26	Delivered to other railways in Canada	"	2,017	651	-	35	-
27	Delivered to U.S. rail connections	"	7,447	17,310	-	873	4,824
342. Wrapping paper							
28	Loaded onto railway cars in Canada	carload	1,436	1,575	-	-	-
29	Loaded onto railway cars in Canada	ton	47,131	51,476	-	-	-
30	Received from other railways in Canada	"	3,625	7,457	227	1,610	177
Received from U.S. rail:							
31	Destined to Canadian points	"	3,906	4,337	-	898	35
32	Destined to U.S. points	"	18,544	20,267	-	4,977	16,019
33	Total freight traffic carried ¹	"	73,206	83,537	227	7,485	16,231
34	Unloaded from railway cars in Canada	"	49,831	46,203	135	-	212
35	Delivered to other railways in Canada	"	4,972	5,788	92	898	-
36	Delivered to U.S. rail connections	"	18,403	31,545	-	6,587	16,019
344. Paperboard, n.e.s.							
37	Loaded onto railway cars in Canada	carload	9,863	5,206	5	-	-
38	Loaded onto railway cars in Canada	ton	344,800	184,065	161	-	-
39	Received from other railways in Canada	"	45,408	32,463	317	10,911	77
Received from U.S. rail:							
40	Destined to Canadian points	"	27,582	30,723	-	11,230	197
41	Destined to U.S. points	"	41,282	38,197	-	23,474	56,744
42	Total freight traffic carried ¹	"	459,072	285,448	478	45,615	57,018
43	Unloaded from railway cars in Canada	"	386,656	203,910	213	1,331	77
44	Delivered to other railways in Canada	"	28,559	32,136	265	9,899	197
45	Delivered to U.S. rail connections	"	43,857	49,403	-	34,385	56,744
346. Building paper							
46	Loaded onto railway cars in Canada	carload	179	1,516	-	-	-
47	Loaded onto railway cars in Canada	ton	5,609	53,412	-	-	-
48	Received from other railways in Canada	"	26,550	1,233	-	506	-
Received from U.S. rail:							
49	Destined to Canadian points	"	928	1,240	-	435	-
50	Destined to U.S. points	"	437	2,251	-	889	2,983
51	Total freight traffic carried ¹	"	33,524	58,136	-	1,830	2,983
52	Unloaded from railway cars in Canada	"	30,488	47,435	-	46	-
53	Delivered to other railways in Canada	"	1,914	6,772	-	435	-
54	Delivered to U.S. rail connections	"	1,122	3,929	-	1,349	2,983

See footnote(s) at end of table.

TABLEAU 2. Marchandises payantes transportées par chemin de fer au Canada - année 1970 - suite

Class II - Classe II				Classes III and IV - Classes III et IV	Grand total all railways - Total général tous chemins de fer	Désignation	N°	
Ontario Northland	Pacific Great Eastern	Quebec North Shore and - et Labrador	All other - Tous autres					
Demi-produits, non comestibles (charge complète) - suite								
336. Papiers mécaniques et papiers spéciaux								
-	-	-	56	-	5,227	wagon	Chargées sur wagons au Canada	1
-	-	-	2,742	-	193,554	tonne	Chargées sur wagons au Canada	2
-	-	-	75,509	-	127,946	"	En provenance d'autres chemins de fer au Canada	3
-	-	-	3,258	-	119,214	"	En provenance des États-Unis:	
-	-	-	49,442	32,752	1,079,454	"	A destination du Canada	4
-	-	-	130,951	32,752	...	"	A destination des États-Unis	5
-	-	-	1,136	-	185,920	"	Total du trafic marchandises transportées ¹	6
-	-	-	85,229	-	187,161	"	Déchargées du wagon au Canada	7
-	-	-	44,586	32,752	1,147,088	"	Remises aux autres chemins de fer au Canada	8
-	-	-	-	-	-	"	Remises au réseau des États-Unis	9
338. Papiers d'édition								
-	-	-	-	-	-	wagon	Chargées sur wagons au Canada	10
-	-	-	-	-	-	tonne	Chargées sur wagons au Canada	11
-	-	-	-	-	-	"	En provenance d'autres chemins de fer au Canada	12
-	-	-	-	-	-	"	En provenance des États-Unis:	
-	-	-	-	-	-	"	A destination du Canada	13
-	-	-	-	-	39	"	A destination des États-Unis	14
-	-	-	-	-	...	"	Total du trafic marchandises transportées ¹	15
-	-	-	-	-	-	"	Déchargées du wagon au Canada	16
-	-	-	-	-	-	"	Remises aux autres chemins de fer au Canada	17
-	-	-	-	-	39	"	Remises au réseau des États-Unis	18
340. Papiers de soie et papiers hygiéniques								
-	-	-	1,011	-	3,157	wagon	Chargées sur wagons au Canada	19
-	-	-	15,608	-	62,422	tonne	Chargées sur wagons au Canada	20
-	-	-	817	13	10,034	"	En provenance d'autres chemins de fer au Canada	21
-	-	-	-	-	-	"	En provenance des États-Unis:	
-	-	-	-	-	9,863	"	A destination du Canada	22
-	-	-	115	-	21,409	"	A destination des États-Unis	23
-	-	-	40	-	...	"	Total du trafic marchandises transportées ¹	24
-	-	-	16,580	13	59,807	"	Déchargées du wagon au Canada	25
-	-	-	5,816	13	12,783	"	Remises aux autres chemins de fer au Canada	26
-	-	-	10,080	-	31,138	"	Remises au réseau des États-Unis	27
-	-	-	684	-	-	-	-	-
342. Papiers d'emballage								
132	1,173	-	4	-	4,320	wagon	Chargées sur wagons au Canada	28
4,166	76,981	-	153	-	179,907	tonne	Chargées sur wagons au Canada	29
666	149	-	3,006	-	16,917	"	En provenance d'autres chemins de fer au Canada	30
-	-	-	633	-	9,809	"	En provenance des États-Unis:	
-	-	-	605	-	60,412	"	A destination du Canada	31
-	-	-	4,397	-	...	"	A destination des États-Unis	32
4,832	77,130	-	381	-	171,464	"	Total du trafic marchandises transportées ¹	33
312	74,390	-	2,422	-	21,165	"	Déchargées du wagon au Canada	34
4,520	2,473	-	1,594	-	74,415	"	Remises aux autres chemins de fer au Canada	35
-	267	-	-	-	-	"	Remises au réseau des États-Unis	36
344. Cartons n.d.a.								
1	-	1	83	1,567	16,726	wagon	Chargées sur wagons au Canada	37
51	-	61	2,145	42,420	573,703	tonne	Chargées sur wagons au Canada	38
-	186	-	33,762	95	123,219	"	En provenance d'autres chemins de fer au Canada	39
-	-	-	23,708	-	93,440	"	En provenance des États-Unis:	
-	-	-	3,513	-	165,682	"	A destination du Canada	40
-	-	-	63,128	2,472	...	"	A destination des États-Unis	41
51	186	61	23,713	95	616,242	"	Total du trafic marchandises transportées ¹	42
-	186	61	37,037	42,420	150,564	"	Déchargées du wagon au Canada	43
51	-	-	2,378	2,472	189,239	"	Remises aux autres chemins de fer au Canada	44
-	-	-	-	-	-	"	Remises au réseau des États-Unis	45
346. Papiers de construction								
-	-	-	73	-	1,768	wagon	Chargées sur wagons au Canada	46
-	-	-	2,580	-	61,601	tonne	Chargées sur wagons au Canada	47
1,275	624	-	4,929	820	35,972	"	En provenance d'autres chemins de fer au Canada	48
-	-	-	-	-	-	"	En provenance des États-Unis:	
-	95	-	2,418	-	5,116	"	A destination du Canada	49
-	-	-	261	40	6,861	"	A destination des États-Unis	50
1,275	719	-	10,188	860	...	"	Total du trafic marchandises transportées ¹	51
1,241	719	-	5,034	820	85,818	"	Déchargées du wagon au Canada	52
34	-	-	1,327	-	10,482	"	Remises aux autres chemins de fer au Canada	53
-	-	-	3,827	40	13,250	"	Remises au réseau des États-Unis	54

Voir renvoi(s) à la fin du tableau.

TABLEAU 2. Marchandises payantes transportées par chemin de fer au Canada - année 1970 - suite

Ontario Northland	Class II - Classe II			Classes III and IV - Classes III et IV	Grand total all railways - Total général tous chemins de fer	Désignation	N°
	Pacific Great Eastern	Quebec North Shore and - et Labrador	All other - Tous autres				
						Demi-produits, non comestibles (charge complète) - suite	
						348. Panneaux de construction n.d.a.	
1	20	20	6	-	2,248	wagon Chargées sur wagons au Canada	1
18	345	689	146	-	66,013	tonne Chargées sur wagons au Canada	2
53	101	7	9,136	-	24,926	" En provenance d'autres chemins de fer au Canada	3
-	-	-	1,334	-	16,954	" En provenance des États-Unis:	
-	-	-	156	25	23,946	" A destination du Canada	4
71	446	696	10,772	25	...	" A destination des États-Unis	5
53	446	660	1,190	-	58,907	" Total du trafic marchandises transportées¹	6
18	-	36	7,865	-	28,075	" Déchargées du wagon au Canada	7
-	-	-	1,717	25	44,857	" Remises aux autres chemins de fer au Canada	8
						" Remises au réseau des États-Unis	9
						350. Papiers n.d.a.	
-	15	-	-	-	211	wagon Chargées sur wagons au Canada	10
-	989	-	-	-	6,466	tonne Chargées sur wagons au Canada	11
-	75	-	373	-	3,470	" En provenance d'autres chemins de fer au Canada	12
-	-	-	354	-	1,391	" En provenance des États-Unis:	
-	-	-	2,176	-	48,315	" A destination du Canada	13
-	1,064	-	2,903	-	...	" A destination des États-Unis	14
-	1,064	-	217	-	7,176	" Total du trafic marchandises transportées¹	15
-	-	-	2,278	-	3,762	" Déchargées du wagon au Canada	16
-	-	-	408	-	48,703	" Remises aux autres chemins de fer au Canada	17
						" Remises au réseau des États-Unis	18
						352. Bourres, ouates et feutres	
-	-	-	19	-	1,539	wagon Chargées sur wagons au Canada	19
-	-	-	608	-	25,166	tonne Chargées sur wagons au Canada	20
-	-	-	1,431	-	2,635	" En provenance d'autres chemins de fer au Canada	21
-	-	-	340	-	3,571	" En provenance des États-Unis:	
-	-	-	-	-	2,591	" A destination du Canada	22
-	-	-	2,379	-	...	" A destination des États-Unis	23
-	-	-	731	-	28,232	" Total du trafic marchandises transportées¹	24
-	-	-	980	-	2,377	" Déchargées du wagon au Canada	25
-	-	-	668	-	3,355	" Remises aux autres chemins de fer au Canada	26
						" Remises au réseau des États-Unis	27
						354. Cordages, ficelles et cordes	
-	-	-	17	-	300	wagon Chargées sur wagons au Canada	28
-	-	-	639	-	9,228	tonne Chargées sur wagons au Canada	29
-	90	-	94	-	1,508	" En provenance d'autres chemins de fer au Canada	30
-	-	-	707	-	4,807	" En provenance des États-Unis:	
-	-	-	-	-	1,038	" A destination du Canada	31
-	90	-	1,440	-	...	" A destination des États-Unis	32
-	90	-	781	-	14,152	" Total du trafic marchandises transportées¹	33
-	-	-	659	-	796	" Déchargées du wagon au Canada	34
-	-	-	-	-	1,633	" Remises aux autres chemins de fer au Canada	35
						" Remises au réseau des États-Unis	36
						356. Tissus en coton (larges)	
-	-	-	-	-	244	wagon Chargées sur wagons au Canada	37
-	-	-	94	-	3,459	tonne Chargées sur wagons au Canada	38
-	-	-	746	-	492	" En provenance d'autres chemins de fer au Canada	39
-	-	-	-	-	1,449	" En provenance des États-Unis:	
-	-	-	840	-	2,157	" A destination du Canada	40
-	-	-	502	-	...	" A destination des États-Unis	41
-	-	-	321	-	4,720	" Total du trafic marchandises transportées¹	42
-	-	-	17	-	662	" Déchargées du wagon au Canada	43
-	-	-	-	-	2,176	" Remises aux autres chemins de fer au Canada	44
						" Remises au réseau des États-Unis	45
						358. Tissus en jute (larges)	
-	7	-	-	-	619	wagon Chargées sur wagons au Canada	46
-	78	-	-	-	15,505	tonne Chargées sur wagons au Canada	47
-	-	-	1,110	-	1,934	" En provenance d'autres chemins de fer au Canada	48
-	-	-	98	-	858	" En provenance des États-Unis:	
-	-	-	-	-	506	" A destination du Canada	49
-	78	-	1,208	-	...	" A destination des États-Unis	50
-	78	-	-	-	11,594	" Total du trafic marchandises transportées¹	51
-	-	-	1,208	-	2,397	" Déchargées du wagon au Canada	52
-	-	-	-	-	4,812	" Remises aux autres chemins de fer au Canada	53
						" Remises au réseau des États-Unis	54

Voir renvoi(s) à la fin du tableau.

TABLE 2. Revenue Freight Carried by Railways within Canada - Year 1970 - Continued

No.	Commodity	Class I - Classe I		Class II - Classe II			
		Canadian National - Canadien National	Canadian Pacific - Canadien Pacifique	Algoma Central	Canada Southern (Penn. Central)	Chesapeake and Ohio	Northern Alberta
Fabricated materials, inedible (C.L.) - Continued							
360. Textile fabricated materials, n.e.s.							
1	Loaded onto railway cars in Canada	carload	325	438	-	-	-
2	Loaded onto railway cars in Canada	ton	6,819	10,880	-	-	-
3	Received from other railways in Canada	"	162	260	-	17	-
Received from U.S. rail:							
4	Destined to Canadian points	"	427	628	-	-	-
5	Destined to U.S. points	"	731	533	-	-	-
6	Total freight traffic carried ¹	"	8,139	12,301	-	521	634
7	Unloaded from railway cars in Canada	"	7,231	11,219	-	538	634
8	Delivered to other railways in Canada	"	134	498	-	-	-
9	Delivered to U.S. rail connections	"	774	583	-	538	634
362. Animal oils and fats (exc. marine)							
10	Loaded onto railway cars in Canada	carload	1,451	509	-	-	-
11	Loaded onto railway cars in Canada	ton	41,784	24,279	-	-	-
12	Received from other railways in Canada	"	394	617	-	-	-
Received from U.S. rail:							
13	Destined to Canadian points	"	3,213	866	-	651	-
14	Destined to U.S. points	"	126	3,968	-	1,479	861
15	Total freight traffic carried ¹	"	45,517	29,730	-	2,130	861
16	Unloaded from railway cars in Canada	"	41,136	22,867	-	-	-
17	Delivered to other railways in Canada	"	1,593	230	-	651	-
18	Delivered to U.S. rail connections	"	2,788	6,632	-	1,479	861
364. Fish and marine animal oils							
19	Loaded onto railway cars in Canada	carload	524	47	-	-	-
20	Loaded onto railway cars in Canada	ton	14,746	1,711	-	-	-
21	Received from other railways in Canada	"	435	396	-	-	-
Received from U.S. rail:							
22	Destined to Canadian points	"	759	-	-	176	-
23	Destined to U.S. points	"	16	258	-	-	90
24	Total freight traffic carried ¹	"	15,956	2,365	-	176	90
25	Unloaded from railway cars in Canada	"	15,603	1,607	-	-	-
26	Delivered to other railways in Canada	"	123	469	-	176	-
27	Delivered to U.S. rail connections	"	230	289	-	-	90
366. Cottonseed oil and linseed oil							
28	Loaded onto railway cars in Canada	carload	40	27	-	-	-
29	Loaded onto railway cars in Canada	ton	1,514	844	-	-	-
30	Received from other railways in Canada	"	1,258	433	-	-	-
Received from U.S. rail:							
31	Destined to Canadian points	"	11,342	2,537	-	-	-
32	Destined to U.S. points	"	-	804	-	541	4,421
33	Total freight traffic carried ¹	"	14,114	4,618	-	541	4,421
34	Unloaded from railway cars in Canada	"	13,585	3,723	-	-	-
35	Delivered to other railways in Canada	"	-	92	-	-	-
36	Delivered to U.S. rail connections	"	529	804	-	541	4,421
368. Soyabean oil							
37	Loaded onto railway cars in Canada	carload	158	184	-	-	-
38	Loaded onto railway cars in Canada	ton	6,570	9,140	-	-	-
39	Received from other railways in Canada	"	1,494	1,544	-	-	-
Received from U.S. rail:							
40	Destined to Canadian points	"	5,442	7,375	-	-	-
41	Destined to U.S. points	"	111	12,290	-	2,309	1,243
42	Total freight traffic carried ¹	"	13,617	30,349	-	2,309	1,243
43	Unloaded from railway cars in Canada	"	13,140	15,210	-	-	-
44	Delivered to other railways in Canada	"	94	1,414	-	-	-
45	Delivered to U.S. rail connections	"	383	13,726	-	2,309	1,243
370. Vegetable oils and fats, n.e.s.							
46	Loaded onto railway cars in Canada	carload	1,068	1,090	-	-	-
47	Loaded onto railway cars in Canada	ton	35,448	49,073	-	-	-
48	Received from other railways in Canada	"	5,783	1,880	-	-	24
Received from U.S. rail:							
49	Destined to Canadian points	"	5,195	1,024	-	1,840	-
50	Destined to U.S. points	"	755	208	-	6,301	12,803
51	Total freight traffic carried ¹	"	47,181	52,185	-	8,141	12,827
52	Unloaded from railway cars in Canada	"	45,617	45,329	-	-	24
53	Delivered to other railways in Canada	"	229	6,648	-	1,840	-
54	Delivered to U.S. rail connections	"	1,335	208	-	6,301	12,803

See footnote(s) at end of table.

TABLEAU 2. Marchandises payantes transportées par chemin de fer au Canada - année 1970 - suite

Ontario Northland	Class II - Classe II			Classes III and IV - Classes III et IV	Grand total all railways - Total général tous chemins de fer	Désignation	N°
	Pacific Great Eastern	Quebec North Shore and - et Labrador	All other - Tous autres				
						Demi-produits, non comestibles (charge complète) - suite	
						384. Acides Inorganiques et composés oxygénés des métalloïdes n.d.a.	
-	1	-	87	-	4,756	wagon Chargées sur wagons au Canada	1
-	61	-	3,908	-	264,525	tonne Chargées sur wagons au Canada	2
5,727	21	-	7,339	-	31,369	" En provenance d'autres chemins de fer au Canada	3
-	-	-	1,559	-	44,346	" En provenance des Etats-Unis:	
-	-	-	30	-	12,537	" A destination du Canada	4
5,727	82	-	12,836	-	...	" A destination des Etats-Unis	5
1,672	21	-	890	-	...	" Total du trafic marchandises transportées¹	6
4,055	61	-	5,038	-	227,862	" Déchargées du wagon au Canada	7
-	-	-	6,908	-	44,285	" Remises aux autres chemins de fer au Canada	8
					80,630	" Remises au réseau des Etats-Unis	9
						386. Hydroxyde de sodium	
-	4	-	463	-	4,720	wagon Chargées sur wagons au Canada	10
-	2,091	-	32,012	-	310,883	tonne Chargées sur wagons au Canada	11
-	4,699	-	7,189	-	125,456	" En provenance d'autres chemins de fer au Canada	12
-	182	-	8,696	-	34,472	" En provenance des Etats-Unis:	
-	-	-	768	21,458	45,894	" A destination du Canada	13
-	6,972	-	48,665	21,458	...	" A destination des Etats-Unis	14
-	6,868	-	13,319	-	324,866	" Total du trafic marchandises transportées¹	15
-	104	-	30,739	-	141,617	" Déchargées du wagon au Canada	16
-	-	-	4,607	21,458	50,222	" Remises aux autres chemins de fer au Canada	17
						" Remises au réseau des Etats-Unis	18
						388. Bases Inorganiques, oxydes, hydroxydes et peroxydes métalliques n.d.a.	
-	-	-	42	-	9,661	wagon Chargées sur wagons au Canada	19
25,930	-	-	2,846	-	528,376	tonne Chargées sur wagons au Canada	20
-	-	-	2,941	-	106,643	" En provenance d'autres chemins de fer au Canada	21
-	-	-	476	-	62,340	" En provenance des Etats-Unis:	
26,239	-	-	23	-	33,445	" A destination du Canada	22
7,580	-	-	6,286	-	...	" A destination des Etats-Unis	23
20,049	-	-	1,692	-	464,472	" Total du trafic marchandises transportées¹	24
-	-	-	3,680	-	90,634	" Déchargées du wagon au Canada	25
-	-	-	914	-	175,698	" Remises aux autres chemins de fer au Canada	26
						" Remises au réseau des Etats-Unis	27
						390. Sulfates de sodium	
-	54	-	-	-	5,693	wagon Chargées sur wagons au Canada	28
271	2,683	-	-	-	513,229	tonne Chargées sur wagons au Canada	29
-	9,734	-	284	-	128,377	" En provenance d'autres chemins de fer au Canada	30
-	417	-	592	-	2,659	" En provenance des Etats-Unis:	
271	12,834	-	-	6,867	12,221	" A destination du Canada	31
271	12,583	-	876	6,867	...	" A destination des Etats-Unis	32
271	251	-	350	-	423,171	" Total du trafic marchandises transportées¹	33
-	-	-	526	-	132,696	" Déchargées du wagon au Canada	34
				6,867	100,618	" Remises aux autres chemins de fer au Canada	35
						" Remises au réseau des Etats-Unis	36
						392. Carbonates de sodium	
-	-	-	1,663	-	4,775	wagon Chargées sur wagons au Canada	37
7,885	-	-	141,885	-	343,785	tonne Chargées sur wagons au Canada	38
-	-	-	57,078	6,567	92,960	" En provenance d'autres chemins de fer au Canada	39
-	-	-	20,322	-	268,812	" En provenance des Etats-Unis:	
7,885	-	-	178	45	26,984	" A destination du Canada	40
6,069	-	-	219,463	6,612	...	" A destination des Etats-Unis	41
1,816	-	-	203,088	6,567	610,678	" Total du trafic marchandises transportées¹	42
-	-	-	15,936	-	91,751	" Déchargées du wagon au Canada	43
-	-	-	439	45	30,112	" Remises aux autres chemins de fer au Canada	44
						" Remises au réseau des Etats-Unis	45
						394. Sels et persels métalliques des acides inorganiques n.d.a.	
56	-	-	1,604	-	5,599	wagon Chargées sur wagons au Canada	46
3,627	-	-	99,763	-	299,792	tonne Chargées sur wagons au Canada	47
9,935	21	-	11,259	-	187,904	" En provenance d'autres chemins de fer au Canada	48
-	-	-	7,931	-	111,473	" En provenance des Etats-Unis:	
-	-	-	955	4,048	92,946	" A destination du Canada	49
13,562	21	-	119,908	4,048	...	" A destination des Etats-Unis	50
5,312	21	-	29,881	-	426,455	" Total du trafic marchandises transportées¹	51
7,250	-	-	87,712	-	143,329	" Déchargées du wagon au Canada	52
-	-	-	2,315	4,048	122,329	" Remises aux autres chemins de fer au Canada	53
						" Remises au réseau des Etats-Unis	54

Voir renvoi(s) à la fin du tableau.

TABLE 2. Revenue Freight Carried by Railways within Canada - Year 1970 - Continued

No.	Commodity	Class I - Classe I		Class II - Classe II			
		Canadian National - Canadien National	Canadian Pacific - Canadien Pacifique	Algoma Central	Canada Southern (Penn. Central)	Chesapeake and Ohio	Northern Alberta
Fabricated materials, inedible (C.L.) - Continued							
396. Calcium carbide							
1	Loaded onto railway cars in Canada	carload	960	264	-	2	-
2	Loaded onto railway cars in Canada	ton	49,902	15,136	-	64	-
3	Received from other railways in Canada	"	-	294	130	-	152
Received from U.S. rail:							
4	Destined to Canadian points	"	118	205	-	157	-
5	Destined to U.S. points	"	-	-	-	15,473	-
6	Total freight traffic carried ¹	"	50,020	15,635	130	15,694	-
7	Unloaded from railway cars in Canada	"	20,700	11,733	130	106	152
8	Delivered to other railways in Canada	"	29,320	3,429	-	51	-
9	Delivered to U.S. rail connections	"	-	473	-	15,537	-
398. Inorganic chemicals, other, n.e.s.							
10	Loaded onto railway cars in Canada	carload	356	94	-	-	-
11	Loaded onto railway cars in Canada	ton	18,156	3,712	-	-	-
12	Received from other railways in Canada	"	-	214	-	-	-
Received from U.S. rail:							
13	Destined to Canadian points	"	1,144	41	-	31	27
14	Destined to U.S. points	"	176	-	-	-	17,396
15	Total freight traffic carried ¹	"	19,476	3,967	-	31	17,423
16	Unloaded from railway cars in Canada	"	17,577	3,382	-	-	27
17	Delivered to other railways in Canada	"	-	26	-	31	-
18	Delivered to U.S. rail connections	"	1,899	558	-	-	17,396
400. Hydrocarbons and their derivatives							
19	Loaded onto railway cars in Canada	carload	2,287	132	-	-	567
20	Loaded onto railway cars in Canada	ton	136,891	6,246	-	-	35,729
21	Received from other railways in Canada	"	875	24,515	-	-	3,235
Received from U.S. rail:							
22	Destined to Canadian points	"	4,228	568	-	918	17,235
23	Destined to U.S. points	"	7,482	659	-	1,445	43,605
24	Total freight traffic carried ¹	"	149,476	32,188	-	2,363	99,804
25	Unloaded from railway cars in Canada	"	140,805	26,176	-	-	20,159
26	Delivered to other railways in Canada	"	677	2,990	-	918	25,094
27	Delivered to U.S. rail connections	"	7,994	3,023	-	1,445	54,551
402. Alcohols and their derivatives							
28	Loaded onto railway cars in Canada	carload	1,270	931	-	1	2
29	Loaded onto railway cars in Canada	ton	58,795	47,894	-	17	113
30	Received from other railways in Canada	"	290	7,288	-	532	3,107
Received from U.S. rail:							
31	Destined to Canadian points	"	3,677	8,336	-	624	-
32	Destined to U.S. points	"	1,355	39	-	5,994	2,111
33	Total freight traffic carried ¹	"	64,117	63,557	-	7,167	5,331
34	Unloaded from railway cars in Canada	"	60,107	62,576	-	711	3,107
35	Delivered to other railways in Canada	"	1,583	605	-	445	-
36	Delivered to U.S. rail connections	"	2,427	376	-	6,011	2,224
404. Phenols, ethers, aldehydes, ketones and their derivatives							
37	Loaded onto railway cars in Canada	carload	998	407	-	-	205
38	Loaded onto railway cars in Canada	ton	43,310	22,189	-	-	8,872
39	Received from other railways in Canada	"	4,392	9,860	-	36	335
Received from U.S. rail:							
40	Destined to Canadian points	"	5,355	1,538	-	126	326
41	Destined to U.S. points	"	3,803	-	-	265	28,870
42	Total freight traffic carried ¹	"	56,860	33,587	-	427	38,403
43	Unloaded from railway cars in Canada	"	49,279	32,912	-	-	993
44	Delivered to other railways in Canada	"	3,709	639	-	162	7,162
45	Delivered to U.S. rail connections	"	3,872	35	-	265	30,248
406. Organic acids, their anhydrides, halides, peroxides, paracids and derivatives							
46	Loaded onto railway cars in Canada	carload	1,078	777	-	-	-
47	Loaded onto railway cars in Canada	ton	56,543	45,917	-	-	-
48	Received from other railways in Canada	"	3,315	404	-	245	52
Received from U.S. rail:							
49	Destined to Canadian points	"	17,347	3,614	-	452	1,475
50	Destined to U.S. points	"	1,202	131	-	985	6,561
51	Total freight traffic carried ¹	"	78,407	50,066	-	1,682	8,088
52	Unloaded from railway cars in Canada	"	72,770	38,952	-	-	1,527
53	Delivered to other railways in Canada	"	1,297	3,699	-	452	-
54	Delivered to U.S. rail connections	"	4,340	7,415	-	1,230	6,561

See footnote(s) at end of table.

TABLEAU 2. Marchandises payantes transportées par chemin de fer au Canada - année 1970 - suite

Class II - Classe II				Classes III and IV - Classes III et IV	Grand total all railways - Total général tous chemins de fer	Désignation	N°	
Ontario Northland	Pacific Great Eastern	Quebec North Shore and - et Labrador	All other - Tous autres					
Demi-produits, non comestibles (charge complète) - suite								
396. Carbures de calcium								
-	-	-	6	-	1,232	wagon	Chargées sur wagons au Canada	1
-	-	-	145	-	65,247	tonne	Chargées sur wagons au Canada	2
1,725	-	-	1,404	121	3,826	"	En provenance d'autres chemins de fer au Canada	3
-	-	-	476	-	956	"	En provenance des États-Unis:	
-	-	-	-	-	15,473	"	A destination du Canada	4
1,725	-	-	2,025	121	...	"	A destination des États-Unis	5
1,725	-	-	585	121	35,252	"	Total du trafic marchandises transportées¹	6
-	-	-	1,102	-	33,902	"	Déchargées du wagon au Canada	7
-	-	-	338	-	16,348	"	Remises aux autres chemins de fer au Canada	8
-	-	-	-	-	-	"	Remises au réseau des États-Unis	9
398. Autres éléments inorganiques n.d.a.								
-	-	60	3	-	513	wagon	Chargées sur wagons au Canada	10
-	-	2,939	15	-	24,822	tonne	Chargées sur wagons au Canada	11
-	-	-	1,560	-	1,774	"	En provenance d'autres chemins de fer au Canada	12
-	-	-	228	-	1,471	"	En provenance des États-Unis:	
-	-	-	-	-	17,572	"	A destination du Canada	13
-	-	-	-	-	...	"	A destination des États-Unis	14
-	-	2,939	1,803	-	...	"	Total du trafic marchandises transportées¹	15
-	-	2,939	64	-	23,989	"	Déchargées du wagon au Canada	16
-	-	-	285	-	342	"	Remises aux autres chemins de fer au Canada	17
-	-	-	1,454	-	21,307	"	Remises au réseau des États-Unis	18
400. Hydrocarbures et leurs dérivés								
-	-	-	-	-	2,986	wagon	Chargées sur wagons au Canada	19
-	-	-	-	-	178,866	tonne	Chargées sur wagons au Canada	20
-	-	-	1,791	-	30,416	"	En provenance d'autres chemins de fer au Canada	21
-	-	-	1,525	-	24,474	"	En provenance des États-Unis:	
-	-	-	110	-	53,501	"	A destination du Canada	22
-	-	-	3,426	-	...	"	A destination des États-Unis	23
-	-	-	1,663	-	188,803	"	Total du trafic marchandises transportées¹	24
-	-	-	1,436	-	31,115	"	Déchargées du wagon au Canada	25
-	-	-	327	-	67,340	"	Remises aux autres chemins de fer au Canada	26
-	-	-	-	-	-	"	Remises au réseau des États-Unis	27
402. Alcools et leurs dérivés								
-	-	-	-	-	2,204	wagon	Chargées sur wagons au Canada	28
-	-	-	-	-	106,819	tonne	Chargées sur wagons au Canada	29
-	-	-	2,574	-	13,835	"	En provenance d'autres chemins de fer au Canada	30
-	-	-	1,179	-	13,816	"	En provenance des États-Unis:	
-	-	-	58	359	9,916	"	A destination du Canada	31
-	-	-	3,811	359	...	"	A destination des États-Unis	32
-	-	-	852	-	127,353	"	Total du trafic marchandises transportées¹	33
-	-	-	2,738	-	5,415	"	Déchargées du wagon au Canada	34
-	-	-	221	359	11,618	"	Remises aux autres chemins de fer au Canada	35
-	-	-	-	-	-	"	Remises au réseau des États-Unis	36
404. Phénols, éthers, aldéhydes, cétones et leurs dérivés								
-	-	-	155	-	1,765	wagon	Chargées sur wagons au Canada	37
197	-	-	6,809	-	81,180	tonne	Chargées sur wagons au Canada	38
-	-	-	1,334	-	18,196	"	En provenance d'autres chemins de fer au Canada	39
-	-	-	816	-	8,161	"	En provenance des États-Unis:	
-	-	-	84	-	33,022	"	A destination du Canada	40
197	-	-	9,043	-	...	"	A destination des États-Unis	41
197	-	-	712	-	84,093	"	Total du trafic marchandises transportées¹	42
-	-	-	6,139	-	17,853	"	Déchargées du wagon au Canada	43
-	-	-	2,192	-	36,612	"	Remises aux autres chemins de fer au Canada	44
-	-	-	-	-	-	"	Remises au réseau des États-Unis	45
406. Acides organiques et leurs anhydrides, halogénures, peroxydes, peracides et leurs dérivés								
4	-	11	2	-	1,872	wagon	Chargées sur wagons au Canada	46
306	-	572	85	-	103,323	tonne	Chargées sur wagons au Canada	47
113	-	-	4,379	-	8,785	"	En provenance d'autres chemins de fer au Canada	48
-	-	-	1,406	-	24,294	"	En provenance des États-Unis:	
-	-	-	102	-	8,981	"	A destination du Canada	49
318	-	-	5,972	-	...	"	A destination des États-Unis	50
161	-	572	1,158	-	115,171	"	Total du trafic marchandises transportées¹	51
167	-	-	2,627	-	8,479	"	Déchargées du wagon au Canada	52
-	-	-	2,187	-	21,733	"	Remises aux autres chemins de fer au Canada	53
-	-	-	-	-	-	"	Remises au réseau des États-Unis	54

Voir renvoi(s) à la fin du tableau.

TABLE 2. Revenue Freight Carried by Railways within Canada - Year 1970 - Continued

No.	Commodity	Class I - Classe I		Class II - Classe II				
		Canadian National - Canadien National	Canadian Pacific - Canadien Pacifique	Algoma Central	Canada Southern (Penn. Central)	Chesapeake and Ohio	Northwest Alberta	
Fabricated materials, inedible (C.L.) - Continued								
408. Nitrogen - function compounds								
1	Loaded onto railway cars in Canada	carload	1,168	67	-	-	19	-
2	Loaded onto railway cars in Canada	ton	48,989	3,253	-	-	752	-
3	Received from other railways in Canada	"	197	764	-	-	-	-
Received from U.S. rail:								
4	Destined to Canadian points	"	2,900	1,147	-	171	2,440	-
5	Destined to U.S. points	"	49	-	-	-	340	-
6	Total freight traffic carried ¹	"	52,135	5,164	-	171	3,532	-
7	Unloaded from railway cars in Canada	"	48,802	5,113	-	-	2,340	-
8	Delivered to other railways in Canada	"	224	52	-	171	701	-
9	Delivered to U.S. rail connections	"	3,109	-	-	-	491	-
410. Organic chemicals, n.e.s.								
10	Loaded onto railway cars in Canada	carload	159	105	-	-	-	-
11	Loaded onto railway cars in Canada	ton	5,745	6,102	-	-	-	-
12	Received from other railways in Canada	"	262	1,011	-	-	-	6,698
Received from U.S. rail:								
13	Destined to Canadian points	"	3,413	3,366	-	512	395	-
14	Destined to U.S. points	"	-	-	-	-	3,575	-
15	Total freight traffic carried ¹	"	9,420	10,479	-	512	3,970	6,698
16	Unloaded from railway cars in Canada	"	8,852	10,372	-	-	395	-
17	Delivered to other railways in Canada	"	484	57	-	512	-	6,698
18	Delivered to U.S. rail connections	"	84	51	-	-	3,575	-
412. Explosives, fuses and caps								
19	Loaded onto railway cars in Canada	carload	1,579	460	-	-	1	-
20	Loaded onto railway cars in Canada	ton	51,647	13,254	-	-	61	-
21	Received from other railways in Canada	"	2,985	2,565	-	18	-	3,897
Received from U.S. rail:								
22	Destined to Canadian points	"	885	43	-	168	27	-
23	Destined to U.S. points	"	379	-	-	124	76	-
24	Total freight traffic carried ¹	"	55,896	15,862	-	310	164	3,897
25	Unloaded from railway cars in Canada	"	39,777	9,271	-	-	27	1,103
26	Delivered to other railways in Canada	"	3,508	6,579	-	168	-	2,734
27	Delivered to U.S. rail connections	"	12,611	12	-	142	137	-
414. Ammonium phosphates								
28	Loaded onto railway cars in Canada	carload	3,161	36	-	-	371	-
29	Loaded onto railway cars in Canada	ton	222,602	2,215	-	-	28,287	-
30	Received from other railways in Canada	"	295	39,460	-	199	-	221
Received from U.S. rail:								
31	Destined to Canadian points	"	248	4,006	-	157	93	-
32	Destined to U.S. points	"	-	161	-	-	33	-
33	Total freight traffic carried ¹	"	223,145	45,842	-	356	28,413	221
34	Unloaded from railway cars in Canada	"	133,629	22,395	-	301	1,378	221
35	Delivered to other railways in Canada	"	61,473	404	-	55	3,793	-
36	Delivered to U.S. rail connections	"	28,043	23,043	-	-	23,242	-
416. Muriate of potassium (potash)								
37	Loaded onto railway cars in Canada	carload	29,193	35,793	-	-	1	-
38	Loaded onto railway cars in Canada	ton	2,594,920	3,056,268	-	-	100	-
39	Received from other railways in Canada	"	35,511	4,255	-	19,217	11,049	-
Received from U.S. rail:								
40	Destined to Canadian points	"	345	353	-	512	-	-
41	Destined to U.S. points	"	-	926	-	37,955	22,566	-
42	Total freight traffic carried ¹	"	2,630,776	3,061,802	-	57,684	33,715	-
43	Unloaded from railway cars in Canada	"	1,388,669	854,877	-	15,242	11,069	-
44	Delivered to other railways in Canada	"	22,353	94,508	-	-	-	-
45	Delivered to U.S. rail connections	"	1,219,754	2,112,396	-	42,442	22,646	-
418. Fertilizers and fertilizer materials, n.e.s.								
46	Loaded onto railway cars in Canada	carload	11,996	10,675	-	15	1,361	1
47	Loaded onto railway cars in Canada	ton	649,583	734,884	-	488	85,088	60
48	Received from other railways in Canada	"	32,887	172,327	61	24,300	9,450	24,540
Received from U.S. rail:								
49	Destined to Canadian points	"	34,624	30,485	-	11,239	453	-
50	Destined to U.S. points	"	2,636	11,115	-	4,463	15,297	-
51	Total freight traffic carried ¹	"	719,730	948,811	61	40,490	110,288	24,600
52	Unloaded from railway cars in Canada	"	487,865	311,357	-	11,055	4,555	21,342
53	Delivered to other railways in Canada	"	135,556	49,062	61	8,088	7,986	3,234
54	Delivered to U.S. rail connections	"	96,309	588,391	-	21,347	97,747	-

See footnote(s) at end of table.

TABLEAU 2. Marchandises payantes transportées par chemin de fer au Canada - année 1970 - suite

Class II - Classe II				Classes III and IV - Classes III et IV	Grand total all railways - Total général tous chemins de fer	Désignation	N°	
Ontario Northland	Pacific Great Eastern	Quebec North Shore and - et Labrador	All other - Tous autres					
Demi-produits, non comestibles (charge complète) - suite								
360. Demi-produits textiles n.d.a.								
-	10	-	-	-	773	wagon	Chargées sur wagons au Canada	1
-	104	-	-	-	17,803	tonne	Chargées sur wagons au Canada	2
-	228	-	479	-	1,146	"	En provenance d'autres chemins de fer au Canada	3
-	-	-	-	-	-	"	En provenance des États-Unis:	
-	-	-	303	-	1,358	"	A destination du Canada	4
-	-	-	-	-	2,419	"	A destination des États-Unis	5
-	332	-	782	-	...	"	Total du trafic marchandises transportées ¹	6
-	332	-	198	-	18,980	"	Déchargées du wagon au Canada	7
-	-	-	357	-	989	"	Remises aux autres chemins de fer au Canada	8
-	-	-	227	-	2,756	"	Remises au réseau des États-Unis	9
362. Huiles et graisses animales (sauf celles des poissons et mammifères marins)								
-	-	-	8	-	1,968	wagon	Chargées sur wagons au Canada	10
-	-	-	601	-	66,664	tonne	Chargées sur wagons au Canada	11
-	-	-	1,269	-	2,280	"	En provenance d'autres chemins de fer au Canada	12
-	-	-	-	-	-	"	En provenance des États-Unis:	
-	-	-	342	-	5,072	"	A destination du Canada	13
-	-	-	409	-	6,843	"	A destination des États-Unis	14
-	-	-	2,621	-	...	"	Total du trafic marchandises transportées ¹	15
-	-	-	207	-	64,210	"	Déchargées du wagon au Canada	16
-	-	-	342	-	2,816	"	Remises aux autres chemins de fer au Canada	17
-	-	-	2,072	-	13,832	"	Remises au réseau des États-Unis	18
364. Huiles de poissons et de mammifères marins								
-	-	-	-	-	571	wagon	Chargées sur wagons au Canada	19
-	-	-	-	-	16,457	tonne	Chargées sur wagons au Canada	20
-	-	-	206	-	1,037	"	En provenance d'autres chemins de fer au Canada	21
-	-	-	-	-	-	"	En provenance des États-Unis:	
-	-	-	29	-	964	"	A destination du Canada	22
-	-	-	-	-	364	"	A destination des États-Unis	23
-	-	-	235	-	...	"	Total du trafic marchandises transportées ¹	24
-	-	-	30	-	17,240	"	Déchargées du wagon au Canada	25
-	-	-	205	-	973	"	Remises aux autres chemins de fer au Canada	26
-	-	-	-	-	609	"	Remises au réseau des États-Unis	27
366. Huiles de coton et de lin								
-	-	-	-	-	67	wagon	Chargées sur wagons au Canada	28
-	-	-	-	-	2,358	tonne	Chargées sur wagons au Canada	29
-	-	-	60	-	1,751	"	En provenance d'autres chemins de fer au Canada	30
-	-	-	-	-	-	"	En provenance des États-Unis:	
-	-	-	2,732	-	16,611	"	A destination du Canada	31
-	-	-	-	-	5,766	"	A destination des États-Unis	32
-	-	-	2,792	-	...	"	Total du trafic marchandises transportées ¹	33
-	-	-	1,207	-	18,515	"	Déchargées du wagon au Canada	34
-	-	-	1,585	-	1,677	"	Remises aux autres chemins de fer au Canada	35
-	-	-	-	-	6,295	"	Remises au réseau des États-Unis	36
368. Huile de soja								
-	-	-	-	-	342	wagon	Chargées sur wagons au Canada	37
-	-	-	-	-	15,710	tonne	Chargées sur wagons au Canada	38
-	-	-	76	-	3,114	"	En provenance d'autres chemins de fer au Canada	39
-	-	-	-	-	-	"	En provenance des États-Unis:	
-	-	-	3,935	-	16,752	"	A destination du Canada	40
-	-	-	1,174	-	17,127	"	A destination des États-Unis	41
-	-	-	5,185	-	...	"	Total du trafic marchandises transportées ¹	42
-	-	-	2,354	-	30,704	"	Déchargées du wagon au Canada	43
-	-	-	2,492	-	4,000	"	Remises aux autres chemins de fer au Canada	44
-	-	-	339	-	18,000	"	Remises au réseau des États-Unis	45
370. Huiles et graisses végétales n.d.a.								
-	-	-	-	-	2,158	wagon	Chargées sur wagons au Canada	46
-	-	-	-	-	84,521	tonne	Chargées sur wagons au Canada	47
-	-	-	5,408	-	13,095	"	En provenance d'autres chemins de fer au Canada	48
-	-	-	-	-	-	"	En provenance des États-Unis:	
-	-	-	1,169	-	9,228	"	A destination du Canada	49
-	-	-	16	-	20,083	"	A destination des États-Unis	50
-	-	-	6,593	-	...	"	Total du trafic marchandises transportées ¹	51
-	-	-	4,731	-	95,701	"	Déchargées du wagon au Canada	52
-	-	-	1,846	-	10,563	"	Remises aux autres chemins de fer au Canada	53
-	-	-	16	-	20,663	"	Remises au réseau des États-Unis	54

Voir renvoi(s) à la fin du tableau.

TABLE 2. Revenue Freight Carried by Railways within Canada - Year 1970 - Continued

No.	Commodity	Class I - Classe I		Class II - Classe II			
		Canadian National - Canadien National	Canadian Pacific - Canadien Pacifique	Algoma Central	Canada Southern (Penn. Central)	Chesapeake and Ohio	Northern Alberta
Fabricated materials, inedible (C.L.) - Continued							
372. Chemically modified oils, fats and waxes, and their derivatives							
1	Loaded onto railway cars in Canada	carload	236	47	-	-	2
2	Loaded onto railway cars in Canada	ton	6,240	2,025	-	-	143
3	Received from other railways in Canada	"	102	882	-	-	-
Received from U.S. rail:							
4	Destined to Canadian points	"	5,659	2,326	-	887	-
5	Destined to U.S. points	"	95	581	-	-	270
6	Total freight traffic carried ¹	"	12,096	5,814	-	887	413
7	Unloaded from railway cars in Canada	"	11,745	4,759	-	-	-
8	Delivered to other railways in Canada	"	82	147	-	887	73
9	Delivered to U.S. rail connections	"	269	908	-	-	340
374. Turpentine, rosin and rosin oils, spirits and acids							
10	Loaded onto railway cars in Canada	carload	154	87	-	-	-
11	Loaded onto railway cars in Canada	ton	5,438	3,093	-	-	-
12	Received from other railways in Canada	"	238	6,933	-	-	-
Received from U.S. rail:							
13	Destined to Canadian points	"	8,089	8,742	-	3,940	3,844
14	Destined to U.S. points	"	276	188	-	462	52
15	Total freight traffic carried ¹	"	14,041	18,956	-	4,402	3,896
16	Unloaded from railway cars in Canada	"	13,400	18,075	-	-	3,824
17	Delivered to other railways in Canada	"	358	514	-	3,940	20
18	Delivered to U.S. rail connections	"	283	367	-	462	52
376. Gum, wood and vegetable extracts							
19	Loaded onto railway cars in Canada	carload	644	1,529	-	-	-
20	Loaded onto railway cars in Canada	ton	24,812	67,042	-	-	-
21	Received from other railways in Canada	"	1,975	1,860	9	455	51
Received from U.S. rail:							
22	Destined to Canadian points	"	5,778	4,362	-	973	-
23	Destined to U.S. points	"	30	703	-	3,442	3,038
24	Total freight traffic carried ¹	"	32,595	73,967	9	4,870	3,089
25	Unloaded from railway cars in Canada	"	28,833	54,716	-	-	51
26	Delivered to other railways in Canada	"	897	3,080	9	973	-
27	Delivered to U.S. rail connections	"	2,865	16,169	-	3,897	3,038
378. Carbon blacks							
28	Loaded onto railway cars in Canada	carload	961	417	-	-	154
29	Loaded onto railway cars in Canada	ton	25,424	9,708	-	-	3,891
30	Received from other railways in Canada	"	71	3,885	-	60	-
Received from U.S. rail:							
31	Destined to Canadian points	"	664	3,535	-	364	-
32	Destined to U.S. points	"	-	4,142	-	3,603	76
33	Total freight traffic carried ¹	"	26,159	21,270	-	4,027	3,967
34	Unloaded from railway cars in Canada	"	25,810	15,674	-	-	-
35	Delivered to other railways in Canada	"	211	427	-	364	3,891
36	Delivered to U.S. rail connections	"	138	5,169	-	3,663	76
380. Chemical elements							
37	Loaded onto railway cars in Canada	carload	3,971	653	24	-	205
38	Loaded onto railway cars in Canada	ton	209,764	32,150	748	-	14,065
39	Received from other railways in Canada	"	46,253	42,850	3,474	150	935
Received from U.S. rail:							
40	Destined to Canadian points	"	17,487	3,561	-	5,412	6,279
41	Destined to U.S. points	"	188	190	-	16,212	4,499
42	Total freight traffic carried ¹	"	273,692	78,751	4,222	21,774	25,778
43	Unloaded from railway cars in Canada	"	225,961	73,444	1,069	150	12,279
44	Delivered to other railways in Canada	"	40,999	4,823	3,153	5,412	8,065
45	Delivered to U.S. rail connections	"	6,732	484	-	16,212	5,434
382. Sulphuric acid							
46	Loaded onto railway cars in Canada	carload	3,338	6,183	-	-	34
47	Loaded onto railway cars in Canada	ton	221,784	587,155	-	-	3,156
48	Received from other railways in Canada	"	18,167	16,931	150	14,449	243,023
Received from U.S. rail:							
49	Destined to Canadian points	"	2,618	19	-	276	8,386
50	Destined to U.S. points	"	-	679	-	2,645	92
51	Total freight traffic carried ¹	"	242,569	604,784	150	17,370	254,657
52	Unloaded from railway cars in Canada	"	226,696	256,583	50	233	251,409
53	Delivered to other railways in Canada	"	4,845	324,904	100	77	3,156
54	Delivered to U.S. rail connections	"	11,028	23,298	-	17,060	92

See footnote(s) at end of table.

TABLEAU 2. Marchandises payantes transportées par chemin de fer au Canada - année 1970 - suite

Class II - Classe II				Classes III and IV - Classes III et IV	Grand total all railways - Total général tous chemins de fer	Désignation	N°	
Ontario Northland	Pacific Great Eastern	Quebec North Shore and - et Labrador	All other - Tous autres					
Demi-produits, non comestibles (charge complète) - suite								
372. Huiles, graisses et cires chimiquement modifiées et leurs dérivés								
-	-	-	-	-	285	wagon	Chargées sur wagons au Canada	1
-	-	-	-	-	8,408	tonne	Chargées sur wagons au Canada	2
-	-	-	2,829	-	3,813	"	En provenance d'autres chemins de fer au Canada	3
-	-	-	-	-	-	"	En provenance des États-Unis:	
-	-	-	231	-	9,103	"	À destination du Canada	4
-	-	-	30	-	976	"	À destination des États-Unis	5
-	-	-	3,090	-	-	"	Total du trafic marchandises transportées¹	6
-	-	-	2,156	-	18,660	"	Déchargées du wagon au Canada	7
-	-	-	904	-	2,093	"	Remises aux autres chemins de fer au Canada	8
-	-	-	30	-	1,547	"	Remises au réseau des États-Unis	9
374. Térébenthine, colophanes, huiles, essences et acides de résineux								
-	-	-	7	-	248	wagon	Chargées sur wagons au Canada	10
-	-	-	252	-	8,783	tonne	Chargées sur wagons au Canada	11
32	-	-	4,169	-	11,372	"	En provenance d'autres chemins de fer au Canada	12
-	-	-	-	-	-	"	En provenance des États-Unis:	
-	-	-	3,302	-	27,917	"	À destination du Canada	13
-	-	-	31	600	1,609	"	À destination des États-Unis	14
32	-	-	7,754	600	-	"	Total du trafic marchandises transportées¹	15
32	-	-	677	-	36,008	"	Déchargées du wagon au Canada	16
-	-	-	6,783	-	11,615	"	Remises aux autres chemins de fer au Canada	17
-	-	-	294	600	2,058	"	Remises au réseau des États-Unis	18
376. Extraits de gomme, de bols et extraits végétaux								
-	-	-	3	-	2,176	wagon	Chargées sur wagons au Canada	19
-	-	-	159	-	92,013	tonne	Chargées sur wagons au Canada	20
114	-	-	4,755	-	9,404	"	En provenance d'autres chemins de fer au Canada	21
-	-	-	-	-	-	"	En provenance des États-Unis:	
-	-	-	2,270	-	13,383	"	À destination du Canada	22
-	-	-	-	-	7,213	"	À destination des États-Unis	23
114	-	-	7,184	-	-	"	Total du trafic marchandises transportées¹	24
114	-	-	799	-	84,513	"	Déchargées du wagon au Canada	25
-	-	-	3,715	-	8,859	"	Remises aux autres chemins de fer au Canada	26
-	-	-	2,670	-	28,639	"	Remises au réseau des États-Unis	27
378. Noirs de carbone								
-	1	-	-	-	1,533	wagon	Chargées sur wagons au Canada	28
-	61	-	-	-	39,084	tonne	Chargées sur wagons au Canada	29
-	35	-	688	-	4,739	"	En provenance d'autres chemins de fer au Canada	30
-	-	-	-	-	-	"	En provenance des États-Unis:	
-	-	-	120	-	4,683	"	À destination du Canada	31
-	-	-	-	-	7,821	"	À destination des États-Unis	32
-	96	-	808	-	-	"	Total du trafic marchandises transportées¹	33
-	96	-	534	-	42,114	"	Déchargées du wagon au Canada	34
-	-	-	12	-	4,905	"	Remises aux autres chemins de fer au Canada	35
-	-	-	262	-	9,308	"	Remises au réseau des États-Unis	36
380. Éléments chimiques								
1	-	-	334	-	5,188	wagon	Chargées sur wagons au Canada	37
18	-	-	21,818	-	278,563	tonne	Chargées sur wagons au Canada	38
5,805	-	-	17,377	-	116,844	"	En provenance d'autres chemins de fer au Canada	39
-	-	-	-	-	-	"	En provenance des États-Unis:	
-	-	-	10,804	-	43,543	"	À destination du Canada	40
-	-	-	-	12,869	33,958	"	À destination des États-Unis	41
5,823	-	-	49,999	12,869	-	"	Total du trafic marchandises transportées¹	42
-	-	-	44,419	-	357,322	"	Déchargées du wagon au Canada	43
5,823	-	-	4,280	-	72,555	"	Remises aux autres chemins de fer au Canada	44
-	-	-	1,300	12,869	43,031	"	Remises au réseau des États-Unis	45
382. Acide sulfurique								
-	100	-	280	-	9,935	wagon	Chargées sur wagons au Canada	46
-	7,049	-	23,683	-	842,827	tonne	Chargées sur wagons au Canada	47
7,774	8,246	-	48,715	-	357,455	"	En provenance d'autres chemins de fer au Canada	48
-	-	-	-	-	-	"	En provenance des États-Unis:	
-	103	-	78	-	11,480	"	À destination du Canada	49
-	-	-	-	-	3,416	"	À destination des États-Unis	50
7,774	15,398	-	72,476	-	-	"	Total du trafic marchandises transportées¹	51
4,342	15,398	-	49,006	-	803,637	"	Déchargées du wagon au Canada	52
4,512	-	-	23,010	-	359,604	"	Remises aux autres chemins de fer au Canada	53
-	-	-	460	-	51,938	"	Remises au réseau des États-Unis	54

Voir renvoi(s) à la fin du tableau.

TABLE 2. Revenue Freight Carried by Railways within Canada - Year 1970 - Continued

No.	Commodity	Class I - Classe I		Class II - Classe II				
		Canadian National - Canadien National	Canadian Pacific - Canadien Pacifique	Algoma Central	Canada Southern (Penn. Central)	Chesapeake and Ohio	Northern Alberta	
Fabricated materials, inedible (C.L.) - Continued								
384. Inorganic acids and oxygen compounds of non-metals or metalloids, n.e.s.								
1	Loaded onto railway cars in Canada	carload	1,890	2,039	-	-	739	-
2	Loaded onto railway cars in Canada	ton	99,929	111,952	-	-	48,675	-
3	Received from other railways in Canada	"	6,353	10,755	1,017	104	53	-
Received from U.S. rail:								
4	Destined to Canadian points	"	37,320	3,841	-	1,024	602	-
5	Destined to U.S. points	"	512	128	-	6,718	5,149	-
6	Total freight traffic carried ¹	"	144,114	126,676	1,017	7,846	54,479	-
7	Unloaded from railway cars in Canada	"	131,210	90,929	211	403	2,526	-
8	Delivered to other railways in Canada	"	11,969	13,462	806	621	8,273	-
9	Delivered to U.S. rail connections	"	935	22,285	-	6,822	43,680	-
386. Sodium hydroxide								
10	Loaded onto railway cars in Canada	carload	3,105	522	-	-	626	-
11	Loaded onto railway cars in Canada	ton	191,668	31,822	-	-	53,290	-
12	Received from other railways in Canada	"	11,160	99,826	1,146	608	828	-
Received from U.S. rail:								
13	Destined to Canadian points	"	8,216	7,422	-	9,956	-	-
14	Destined to U.S. points	"	11,146	-	-	75	12,447	-
15	Total freight traffic carried ¹	"	222,190	139,070	1,146	10,639	66,565	-
16	Unloaded from railway cars in Canada	"	179,774	124,051	-	26	828	-
17	Delivered to other railways in Canada	"	30,891	14,959	1,146	10,538	53,240	-
18	Delivered to U.S. rail connections	"	11,525	60	-	75	12,497	-
388. Inorganic bases and metallic oxides, hydroxides and peroxides, n.e.s.								
19	Loaded onto railway cars in Canada	carload	6,022	1,758	-	1	1,838	-
20	Loaded onto railway cars in Canada	ton	314,726	108,039	-	60	102,705	-
21	Received from other railways in Canada	"	4,796	66,609	-	3,270	10	388
Received from U.S. rail:								
22	Destined to Canadian points	"	6,804	16,787	-	911	37,362	-
23	Destined to U.S. points	"	1,066	349	-	368	31,639	-
24	Total freight traffic carried ¹	"	327,392	191,784	-	4,609	171,716	388
25	Unloaded from railway cars in Canada	"	268,207	167,656	-	2,284	15,706	347
26	Delivered to other railways in Canada	"	21,060	1,972	-	351	43,481	41
27	Delivered to U.S. rail connections	"	38,125	22,156	-	1,974	112,529	-
390. Sodium sulphate								
28	Loaded onto railway cars in Canada	carload	1,343	4,296	-	-	-	-
29	Loaded onto railway cars in Canada	ton	103,890	406,656	-	-	-	-
30	Received from other railways in Canada	"	106,914	6,264	4,830	-	80	-
Received from U.S. rail:								
31	Destined to Canadian points	"	1,443	167	-	40	-	-
32	Destined to U.S. points	"	1,124	3,850	-	306	74	-
33	Total freight traffic carried ¹	"	213,371	416,937	4,830	346	154	-
34	Unloaded from railway cars in Canada	"	205,784	204,374	-	-	80	-
35	Delivered to other railways in Canada	"	5,487	121,291	4,830	40	-	-
36	Delivered to U.S. rail connections	"	2,100	91,271	-	306	74	-
392. Sodium carbonate								
37	Loaded onto railway cars in Canada	carload	429	2,225	-	201	257	-
38	Loaded onto railway cars in Canada	ton	27,009	146,472	-	13,657	14,762	-
39	Received from other railways in Canada	"	2,057	14,385	-	128	4,860	-
Received from U.S. rail:								
40	Destined to Canadian points	"	210,131	30,289	-	8,070	-	-
41	Destined to U.S. points	"	1,841	38	-	17,354	7,528	-
42	Total freight traffic carried ¹	"	241,038	191,184	-	39,209	27,150	-
43	Unloaded from railway cars in Canada	"	228,800	145,451	-	1,106	19,597	-
44	Delivered to other railways in Canada	"	7,777	45,576	-	20,621	25	-
45	Delivered to U.S. rail connections	"	4,461	157	-	17,482	7,528	-
394. Metallic salts and peroxy-salts of inorganic acids, n.e.s.								
46	Loaded onto railway cars in Canada	carload	2,471	1,437	-	3	28	-
47	Loaded onto railway cars in Canada	ton	116,862	78,105	-	76	1,359	-
48	Received from other railways in Canada	"	64,911	95,274	1,765	2,168	55	2,510
Received from U.S. rail:								
49	Destined to Canadian points	"	73,634	18,495	-	9,775	1,638	-
50	Destined to U.S. points	"	3,198	9,845	-	1,009	73,891	-
51	Total freight traffic carried ¹	"	258,605	201,719	1,765	13,028	76,943	2,510
52	Unloaded from railway cars in Canada	"	226,362	160,087	40	3,250	381	121
53	Delivered to other railways in Canada	"	21,302	15,083	1,725	6,550	1,312	2,390
54	Delivered to U.S. rail connections	"	10,941	26,547	-	3,228	75,250	-

See footnote(s) at end of table.

TABLEAU 2. Marchandises payantes transportées par chemin de fer au Canada - année 1970 - suite

Class II - Classe II				Classes III and IV - Classes III et IV	Grand total all railways - Total général tous chemins de fer	Désignation	N°	
Ontario Northland	Pacific Great Eastern	Quebec North Shore and - et Labrador	All other - Tous autres					
Demi-produits, non comestibles (charge complète) - suite								
408. Composés à fonctions azotées								
-	-	-	1	-	1,255	wagon	Chargées sur wagons au Canada	1
-	-	-	61	-	53,055	tonne	Chargées sur wagons au Canada	2
-	-	-	332	-	1,293	"	En provenance d'autres chemins de fer au Canada	3
-	-	-	120	-	6,778	"	En provenance des États-Unis:	
-	-	-	-	-	389	"	A destination du Canada	4
-	-	-	-	-	-	"	A destination des États-Unis	5
-	-	-	513	-	-	"	Total du trafic marchandises transportées ¹	6
-	-	-	275	-	56,530	"	Déchargées du wagon au Canada	7
-	-	-	177	-	1,325	"	Remises aux autres chemins de fer au Canada	8
-	-	-	61	-	3,661	"	Remises au réseau des États-Unis	9
410. Composés organiques n.d.a.								
1	21	-	1	-	287	wagon	Chargées sur wagons au Canada	10
10	1,380	-	30	-	13,267	tonne	Chargées sur wagons au Canada	11
-	1,020	-	752	-	9,743	"	En provenance d'autres chemins de fer au Canada	12
-	-	-	1,188	-	8,874	"	En provenance des États-Unis:	
-	-	-	-	-	-	"	A destination du Canada	13
-	-	-	38	-	3,613	"	A destination des États-Unis	14
10	2,400	-	2,008	-	-	"	Total du trafic marchandises transportées ¹	15
10	2,400	-	754	-	22,783	"	Déchargées du wagon au Canada	16
-	-	-	1,186	-	8,937	"	Remises aux autres chemins de fer au Canada	17
-	-	-	68	-	3,778	"	Remises au réseau des États-Unis	18
412. Explosifs, fusées et amorces								
13	-	169	26	-	2,248	wagon	Chargées sur wagons au Canada	19
198	-	6,822	562	-	72,544	tonne	Chargées sur wagons au Canada	20
1,118	24	-	1,170	-	11,717	"	En provenance d'autres chemins de fer au Canada	21
-	-	-	858	-	1,981	"	En provenance des États-Unis:	
-	-	-	-	-	579	"	A destination du Canada	22
-	-	-	-	-	-	"	A destination des États-Unis	23
1,316	24	6,822	2,590	-	-	"	Total du trafic marchandises transportées ¹	24
1,316	24	6,782	616	-	58,916	"	Déchargées du wagon au Canada	25
-	-	40	703	-	13,732	"	Remises aux autres chemins de fer au Canada	26
-	-	-	1,271	-	14,173	"	Remises au réseau des États-Unis	27
414. Phosphates d'ammonium								
-	-	-	1	-	3,569	wagon	Chargées sur wagons au Canada	28
-	-	-	75	-	253,179	tonne	Chargées sur wagons au Canada	29
-	-	-	8,984	-	49,159	"	En provenance d'autres chemins de fer au Canada	30
-	-	-	-	-	-	"	En provenance des États-Unis:	
-	-	-	40	-	4,544	"	A destination du Canada	31
-	-	-	70	-	264	"	A destination des États-Unis	32
-	-	-	9,169	-	-	"	Total du trafic marchandises transportées ¹	33
-	-	-	772	-	158,696	"	Déchargées du wagon au Canada	34
-	-	-	40	-	65,765	"	Remises aux autres chemins de fer au Canada	35
-	-	-	8,357	-	82,685	"	Remises au réseau des États-Unis	36
416. Chlorure (muriate) de potassium								
-	-	-	1	-	64,988	wagon	Chargées sur wagons au Canada	37
-	-	-	70	-	5,651,358	tonne	Chargées sur wagons au Canada	38
-	-	-	64,112	-	134,144	"	En provenance d'autres chemins de fer au Canada	39
-	-	-	-	-	-	"	En provenance des États-Unis:	
-	-	-	200	-	1,410	"	A destination du Canada	40
-	-	-	202	-	61,649	"	A destination des États-Unis	41
-	-	-	64,584	-	-	"	Total du trafic marchandises transportées ¹	42
-	-	-	6,152	-	2,276,009	"	Déchargées du wagon au Canada	43
-	-	-	40,101	-	156,962	"	Remises aux autres chemins de fer au Canada	44
-	-	-	18,331	-	3,415,569	"	Remises au réseau des États-Unis	45
418. Engrais n.d.a.								
31	-	221	880	-	25,180	wagon	Chargées sur wagons au Canada	46
1,424	-	13,207	64,110	-	1,548,844	tonne	Chargées sur wagons au Canada	47
7,506	4,831	-	91,436	1,708	369,046	"	En provenance d'autres chemins de fer au Canada	48
-	-	-	24,768	-	101,569	"	En provenance des États-Unis:	
-	-	-	7,898	-	41,409	"	A destination du Canada	49
-	-	-	-	-	-	"	A destination des États-Unis	50
8,930	4,831	13,207	188,212	1,708	-	"	Total du trafic marchandises transportées ¹	51
7,405	4,831	9,252	23,382	1,708	882,756	"	Déchargées du wagon au Canada	52
1,525	-	3,955	89,371	-	298,858	"	Remises aux autres chemins de fer au Canada	53
-	-	-	75,459	-	879,253	"	Remises au réseau des États-Unis	54

Voir renvoi(s) à la fin du tableau.

TABLE 2. Revenue Freight Carried by Railways within Canada - Year 1970 - Continued

No.	Commodity	Class I - Classe I		Class II - Classe II				
		Canadian National - Canadien National	Canadian Pacific - Canadien Pacifique	Algoma Central	Canada Southern (Penn. Central)	Chesapeake and Ohio	Northern Alberta	
Fabricated materials, inedible (C.L.) - Continued								
420. Agricultural chemicals, formulated								
1	Loaded onto railway cars in Canada	carload	149	49	-	-	1	-
2	Loaded onto railway cars in Canada	ton	5,240	1,424	-	-	50	-
3	Received from other railways in Canada	"	337	1,843	-	-	-	-
Received from U.S. rail:								
4	Destined to Canadian points	"	3,180	859	-	75	403	-
5	Destined to U.S. points	"	360	241	-	15	3,021	-
6	Total freight traffic carried ¹	"	9,117	4,367	-	90	3,474	-
7	Unloaded from railway cars in Canada	"	7,716	3,417	-	24	-	-
8	Delivered to other railways in Canada	"	821	439	-	51	453	-
9	Delivered to U.S. rail connections	"	580	512	-	15	3,021	-
422. Adhesives								
10	Loaded onto railway cars in Canada	carload	172	230	-	-	-	-
11	Loaded onto railway cars in Canada	ton	7,148	8,018	-	-	-	-
12	Received from other railways in Canada	"	621	419	-	-	-	-
Received from U.S. rail:								
13	Destined to Canadian points	"	458	335	-	-	-	-
14	Destined to U.S. points	"	88	194	-	-	775	-
15	Total freight traffic carried ¹	"	8,315	8,966	-	-	775	-
16	Unloaded from railway cars in Canada	"	7,785	4,649	-	-	-	-
17	Delivered to other railways in Canada	"	268	4,070	-	-	-	-
18	Delivered to U.S. rail connections	"	262	246	-	-	775	-
424. Synthetic rubber								
19	Loaded onto railway cars in Canada	carload	1,262	27	-	-	886	-
20	Loaded onto railway cars in Canada	ton	41,356	714	-	-	43,180	-
21	Received from other railways in Canada	"	221	18,556	-	-	-	-
Received from U.S. rail:								
22	Destined to Canadian points	"	16,731	42,016	-	1,720	6,499	-
23	Destined to U.S. points	"	576	654	-	6,791	5,052	-
24	Total freight traffic carried ¹	"	58,884	61,940	-	8,511	54,731	-
25	Unloaded from railway cars in Canada	"	56,006	60,913	-	-	6,326	-
26	Delivered to other railways in Canada	"	142	207	-	1,720	13,163	-
27	Delivered to U.S. rail connections	"	2,736	820	-	6,791	35,242	-
426. Plastic materials, not shaped and basic shapes and forms								
28	Loaded onto railway cars in Canada	carload	3,219	2,860	-	1	398	-
29	Loaded onto railway cars in Canada	ton	87,891	57,951	-	26	20,493	-
30	Received from other railways in Canada	"	8,474	27,121	-	99	235	64
Received from U.S. rail:								
31	Destined to Canadian points	"	21,636	18,267	-	2,670	1,935	-
32	Destined to U.S. points	"	19,836	6,737	-	20,551	50,244	-
33	Total freight traffic carried ¹	"	137,837	110,076	-	23,346	72,907	64
34	Unloaded from railway cars in Canada	"	114,252	94,045	-	71	1,356	29
35	Delivered to other railways in Canada	"	3,534	8,517	-	2,599	20,455	35
36	Delivered to U.S. rail connections	"	20,051	7,514	-	20,676	51,094	-
428. Pigments, lakes and toners								
37	Loaded onto railway cars in Canada	carload	481	18	-	-	-	-
38	Loaded onto railway cars in Canada	ton	13,353	549	-	-	-	-
39	Received from other railways in Canada	"	102	1,332	60	-	-	-
Received from U.S. rail:								
40	Destined to Canadian points	"	1,365	5,051	-	418	-	-
41	Destined to U.S. points	"	4,682	-	-	105	10,508	-
42	Total freight traffic carried ¹	"	19,502	6,932	60	523	10,508	-
43	Unloaded from railway cars in Canada	"	14,011	6,012	60	70	-	-
44	Delivered to other railways in Canada	"	673	-	-	348	-	-
45	Delivered to U.S. rail connections	"	4,818	921	-	105	10,508	-
430. Paints and related products								
46	Loaded onto railway cars in Canada	carload	691	913	-	1	2	-
47	Loaded onto railway cars in Canada	ton	13,615	27,702	-	20	64	-
48	Received from other railways in Canada	"	1,995	1,192	-	27	-	-
Received from U.S. rail:								
49	Destined to Canadian points	"	3,875	752	-	329	-	-
50	Destined to U.S. points	"	1,455	20	-	1,578	2,377	-
51	Total freight traffic carried ¹	"	20,940	29,666	-	1,954	2,441	-
52	Unloaded from railway cars in Canada	"	18,656	27,504	-	175	-	-
53	Delivered to other railways in Canada	"	357	1,906	-	201	24	-
54	Delivered to U.S. rail connections	"	1,927	256	-	1,578	2,417	-

See footnote(s) at end of table.

TABEAU 2. Marchandises payantes transportées par chemin de fer au Canada - année 1970 - suite

Ontario Northland	Class II - Classe II			Classes III and IV - Classes III et IV	Grand total all railways - Total général tous chemins de fer	Désignation	N°
	Pacific Great Eastern	Quebec North Shore and - et Labrador	All other - Tous autres				
						Demi-produits, non comestibles (charge complète) - suite	
						420. Demi-produits chimiques (pour l'amendement des terres)	
			1		200	wagon Chargées sur wagons au Canada	1
			52		6,766	tonne Chargées sur wagons au Canada	2
35			101		2,316	" En provenance d'autres chemins de fer au Canada	3
						En provenance des Etats-Unis:	
			2,015		6,532	" A destination du Canada	4
			34		3,671	" A destination des Etats-Unis	5
35			2,202		...	" Total du trafic marchandises transportées¹	6
			1,771		12,928	" Déchargées du wagon au Canada	7
35			396		2,195	" Remises aux autres chemins de fer au Canada	8
			35		4,163	" Remises au réseau des Etats-Unis	9
						422. Adhésifs	
						wagon Chargées sur wagons au Canada	10
6			3		411	tonne Chargées sur wagons au Canada	11
274			129		15,569	" En provenance d'autres chemins de fer au Canada	12
109			297		1,446	" En provenance des Etats-Unis:	
						" A destination du Canada	13
			1,172		1,965	" A destination des Etats-Unis	14
			18		1,075	" Total du trafic marchandises transportées¹	15
383			1,616		...	" Déchargées du wagon au Canada	16
109			697		13,240	" Remises aux autres chemins de fer au Canada	17
274			901		5,513	" Remises au réseau des Etats-Unis	18
			18		1,301		
						424. Caoutchouc synthétique	
						wagon Chargées sur wagons au Canada	19
	6				2,201	tonne Chargées sur wagons au Canada	20
	168				85,418	" En provenance d'autres chemins de fer au Canada	21
			1,945		20,722	" En provenance des Etats-Unis:	
						" A destination du Canada	22
			335		67,301	" A destination des Etats-Unis	23
					13,073	" Total du trafic marchandises transportées¹	24
	168		2,280		...	" Déchargées du wagon au Canada	25
	168		1,684		125,097	" Remises aux autres chemins de fer au Canada	26
			596		15,828	" Remises au réseau des Etats-Unis	27
						426. Matières plastiques non moulées, moulages et formes de base	
						wagon Chargées sur wagons au Canada	28
	3		2		6,483	tonne Chargées sur wagons au Canada	29
	68		72		166,501	" En provenance d'autres chemins de fer au Canada	30
	51		8,708		44,752	" En provenance des Etats-Unis:	
						" A destination du Canada	31
			9,006		53,514	" A destination des Etats-Unis	32
			486		97,854	" Total du trafic marchandises transportées¹	33
	119		18,272		...	" Déchargées du wagon au Canada	34
	119		7,069		216,943	" Remises aux autres chemins de fer au Canada	35
			10,677		45,817	" Remises au réseau des Etats-Unis	36
			526		99,861		
						428. Pigments, laques et colorants	
						wagon Chargées sur wagons au Canada	37
					499	tonne Chargées sur wagons au Canada	38
			576		13,902	" En provenance d'autres chemins de fer au Canada	39
					2,070	" En provenance des Etats-Unis:	
			411		7,245	" A destination du Canada	40
					15,295	" A destination des Etats-Unis	41
			987		...	" Total du trafic marchandises transportées¹	42
			475		20,628	" Déchargées du wagon au Canada	43
			512		1,533	" Remises aux autres chemins de fer au Canada	44
					16,352	" Remises au réseau des Etats-Unis	45
						430. Peintures et produits similaires	
						wagon Chargées sur wagons au Canada	46
	6	6	3		1,622	tonne Chargées sur wagons au Canada	47
	120	60	107		41,688	" En provenance d'autres chemins de fer au Canada	48
	30		3,588		6,832	" En provenance des Etats-Unis:	
						" A destination du Canada	49
			194		5,150	" A destination des Etats-Unis	50
					5,430	" Total du trafic marchandises transportées¹	51
	150	60	3,889		...	" Déchargées du wagon au Canada	52
	150	60	3,380		49,925	" Remises aux autres chemins de fer au Canada	53
			509		2,997	" Remises au réseau des Etats-Unis	54
					6,178		

Voir renvoi(s) à la fin du tableau.

TABLE 2. Revenue Freight Carried by Railways within Canada - Year 1970 - Continued

No.	Commodity	Class I - Classe I		Class II - Classe II				
		Canadian National Canadien National	Canadian Pacific Canadien Pacificque	Algoma Central	Canada Southern (Penn. Central)	Chesapeake and Ohio	Northern Alberta	
Fabricated materials, inedible (C.L.) - Continued								
432. Chemical specialties, industrial, n.e.s.								
1	Loaded onto railway cars in Canada	carload	3,142	597	3	-	539	-
2	Loaded onto railway cars in Canada	ton	155,992	21,089	155	-	16,963	-
3	Received from other railways in Canada	"	30,911	25,324	-	188	161	478
Received from U.S. rail:								
4	Destined to Canadian points	"	196,384	72,364	-	1,271	15,147	-
5	Destined to U.S. points	"	2,656	1,119	-	136,880	13,267	-
6	Total freight traffic carried ¹	"	385,943	119,896	155	138,339	45,538	478
7	Unloaded from railway cars in Canada	"	311,985	105,909	-	122	15,167	30
8	Delivered to other railways in Canada	"	65,064	3,446	155	1,149	16,976	448
9	Delivered to U.S. rail connections	"	8,894	10,540	-	137,068	13,395	-
434. Gasoline								
10	Loaded onto railway cars in Canada	carload	32,408	18,269	339	-	168	555
11	Loaded onto railway cars in Canada	ton	1,458,211	983,771	17,779	-	4,997	28,610
12	Received from other railways in Canada	"	67,814	68,291	5,459	-	-	65,492
Received from U.S. rail:								
13	Destined to Canadian points	"	43,845	208	-	-	-	-
14	Destined to U.S. points	"	225	6,958	-	125	136	-
15	Total freight traffic carried ¹	"	1,570,095	1,059,228	23,238	125	5,133	94,102
16	Unloaded from railway cars in Canada	"	1,411,117	966,574	13,177	-	4,903	41,170
17	Delivered to other railways in Canada	"	153,926	84,494	10,061	-	94	52,932
18	Delivered to U.S. rail connections	"	5,052	8,159	-	125	136	-
436. Aviation turbine fuel								
19	Loaded onto railway cars in Canada	carload	664	286	-	-	-	1
20	Loaded onto railway cars in Canada	ton	34,025	11,135	-	-	-	26,583
21	Received from other railways in Canada	"	-	75	-	-	68	-
Received from U.S. rail:								
22	Destined to Canadian points	"	-	-	-	-	-	-
23	Destined to U.S. points	"	-	-	-	-	-	-
24	Total freight traffic carried ¹	"	34,025	11,210	-	-	68	26,651
25	Unloaded from railway cars in Canada	"	33,777	11,161	-	-	68	26,617
26	Delivered to other railways in Canada	"	181	67	-	-	-	26,494
27	Delivered to U.S. rail connections	"	67	-	-	-	-	-
438. Diesel fuel								
28	Loaded onto railway cars in Canada	carload	47,118	25,151	705	-	383	546
29	Loaded onto railway cars in Canada	ton	2,101,231	1,281,362	29,044	-	12,954	33,364
30	Received from other railways in Canada	"	73,882	137,026	2,455	-	545	66,589
Received from U.S. rail:								
31	Destined to Canadian points	"	12,523	425	-	21	-	-
32	Destined to U.S. points	"	636	2,285	-	-	-	-
33	Total freight traffic carried ¹	"	2,188,272	1,421,098	31,499	21	13,499	99,953
34	Unloaded from railway cars in Canada	"	2,013,094	1,317,091	19,589	-	13,302	14,911
35	Delivered to other railways in Canada	"	172,112	92,387	11,910	21	197	85,042
36	Delivered to U.S. rail connections	"	3,066	11,620	-	-	-	-
440. Kerosene								
37	Loaded onto railway cars in Canada	carload	103	31	18	-	-	-
38	Loaded onto railway cars in Canada	ton	2,802	1,414	1,001	-	-	-
39	Received from other railways in Canada	"	-	152	844	-	68	544
Received from U.S. rail:								
40	Destined to Canadian points	"	57	26	-	83	-	-
41	Destined to U.S. points	"	129	6,017	-	-	-	-
42	Total freight traffic carried ¹	"	2,988	7,609	1,845	83	68	544
43	Unloaded from railway cars in Canada	"	2,820	1,559	1,845	-	68	415
44	Delivered to other railways in Canada	"	-	32	-	83	-	129
45	Delivered to U.S. rail connections	"	168	6,017	-	-	-	-
442. Fuel oil, n.e.s.								
46	Loaded onto railway cars in Canada	carload	4,863	1,322	-	14	263	1
47	Loaded onto railway cars in Canada	ton	182,600	62,256	-	287	12,751	34
48	Received from other railways in Canada	"	1,041	15,893	-	-	598	60,365
Received from U.S. rail:								
49	Destined to Canadian points	"	17,001	4,975	-	3,352	3,652	-
50	Destined to U.S. points	"	336	24,688	-	154	409	-
51	Total freight traffic carried ¹	"	200,978	107,812	-	3,793	17,410	60,399
52	Unloaded from railway cars in Canada	"	194,165	80,634	-	-	4,386	30,158
53	Delivered to other railways in Canada	"	1,868	1,627	-	3,639	12,585	30,241
54	Delivered to U.S. rail connections	"	4,945	25,551	-	154	439	-

See footnote(s) at end of table.

TABLEAU 2. Marchandises payantes transportées par chemin de fer au Canada - année 1970 - suite

Ontario Northland	Class II - Classe II			Classes III and IV - Classes III et IV	Grand total all railways - Total général tous chemins de fer	Désignation	N°	
	Pacific Great Eastern	Quebec North Shore and - et Labrador	All other - Tous autres					
Demi-produits, non comestibles (charge complète) - suite								
432. Demi-produits chimiques (pour l'industrie) n.d.a.								
-	150	22	579	-	5,032	wagon	Chargées sur wagons au Canada	1
-	9,938	425	27,785	-	232,347	tonne	Chargées sur wagons au Canada	2
298	8,239	30	40,472	-	106,101	"	En provenance d'autres chemins de fer au Canada	3
-	634	-	4,957	-	290,757	"	En provenance des États-Unis:	
-	-	-	1,492	-	155,414	"	A destination du Canada	4
298	18,811	455	74,706	-	...	"	A destination des États-Unis	5
197	15,904	425	55,568	-	505,307	"	Total du trafic marchandises transportées ¹	6
101	2,482	30	16,228	-	106,079	"	Déchargées du wagon au Canada	7
-	425	-	2,910	-	173,232	"	Remises aux autres chemins de fer au Canada	8
-	-	-	-	-	-	"	Remises au réseau des États-Unis	9
434. Essence								
5	1,294	588	94	-	53,720	wagon	Chargées sur wagons au Canada	10
135	77,747	23,606	3,839	-	2,598,695	tonne	Chargées sur wagons au Canada	11
148,519	20,447	-	2,070	3,166	381,258	"	En provenance d'autres chemins de fer au Canada	12
-	-	-	32,144	-	76,197	"	En provenance des États-Unis:	
-	-	-	1,384	-	8,828	"	A destination du Canada	13
148,654	98,194	23,606	39,437	3,166	...	"	A destination des États-Unis	14
130,881	76,840	22,977	38,032	3,166	2,708,837	"	Total du trafic marchandises transportées ¹	15
17,773	21,354	629	73	-	341,336	"	Déchargées du wagon au Canada	16
-	-	-	1,332	-	14,804	"	Remises aux autres chemins de fer au Canada	17
-	-	-	-	-	-	"	Remises au réseau des États-Unis	18
436. Combustibles pour turbines d'avion (carburacteur)								
-	-	20	12	-	983	wagon	Chargées sur wagons au Canada	19
39	-	589	437	-	46,254	tonne	Chargées sur wagons au Canada	20
-	-	-	202	-	27,017	"	En provenance d'autres chemins de fer au Canada	21
-	-	-	-	-	-	"	En provenance des États-Unis:	
39	-	-	-	-	-	"	A destination du Canada	22
39	-	589	639	-	...	"	A destination des États-Unis	23
-	-	589	449	-	46,350	"	Total du trafic marchandises transportées ¹	24
-	-	-	-	-	26,682	"	Déchargées du wagon au Canada	25
-	-	-	190	-	257	"	Remises aux autres chemins de fer au Canada	26
-	-	-	-	-	-	"	Remises au réseau des États-Unis	27
438. Carburant diesel								
-	-	10	593	-	74,506	wagon	Chargées sur wagons au Canada	28
-	-	341	30,667	-	3,488,963	tonne	Chargées sur wagons au Canada	29
1,897	-	27	8,348	67	290,836	"	En provenance d'autres chemins de fer au Canada	30
-	-	-	232	-	13,201	"	En provenance des États-Unis:	
-	-	-	128	-	3,049	"	A destination du Canada	31
1,897	-	368	39,375	67	...	"	A destination des États-Unis	32
1,897	-	27	38,148	67	3,418,126	"	Total du trafic marchandises transportées ¹	33
-	-	341	836	-	362,846	"	Déchargées du wagon au Canada	34
-	-	-	391	-	15,077	"	Remises aux autres chemins de fer au Canada	35
-	-	-	-	-	-	"	Remises au réseau des États-Unis	36
440. Kérosène								
-	-	-	-	-	152	wagon	Chargées sur wagons au Canada	37
-	-	-	-	-	5,217	tonne	Chargées sur wagons au Canada	38
-	-	-	320	-	1,928	"	En provenance d'autres chemins de fer au Canada	39
-	-	-	-	-	-	"	En provenance des États-Unis:	
-	-	-	24	-	190	"	A destination du Canada	40
-	-	-	301	-	6,447	"	A destination des États-Unis	41
-	-	-	645	-	...	"	Total du trafic marchandises transportées ¹	42
-	-	-	260	-	6,967	"	Déchargées du wagon au Canada	43
-	-	-	84	-	328	"	Remises aux autres chemins de fer au Canada	44
-	-	-	301	-	6,486	"	Remises au réseau des États-Unis	45
442. Mazout n.d.a.								
2	1,003	6,523	14,332	-	28,323	wagon	Chargées sur wagons au Canada	46
68	56,423	432,947	409,613	-	1,156,979	tonne	Chargées sur wagons au Canada	47
141,549	21,122	51,421	61,508	4,404	357,901	"	En provenance d'autres chemins de fer au Canada	48
-	-	-	1,503	-	30,483	"	En provenance des États-Unis:	
-	-	-	303	-	25,890	"	A destination du Canada	49
141,617	77,545	484,368	472,927	4,404	...	"	A destination des États-Unis	50
132,661	68,797	425,588	399,398	4,404	1,341,191	"	Total du trafic marchandises transportées ¹	51
8,956	8,748	57,780	73,152	-	198,596	"	Déchargées du wagon au Canada	52
-	-	-	377	-	31,466	"	Remises aux autres chemins de fer au Canada	53
-	-	-	-	-	-	"	Remises au réseau des États-Unis	54

Voir renvoi(s) à la fin du tableau.

TABLE 2. Revenue Freight Carried by Railways within Canada - Year 1970 - Continued

No.	Commodity	Class I - Classe I		Class II - Classe II				
		Canadian National - Canadien National	Canadian Pacific - Canadien Pacifique	Algoma Central	Canada Southern (Penn. Central)	Chesapeake and Ohio	Northern Alberta	
Fabricated materials, inedible (C.L.) - Continued								
444. Lubricating oils and greases								
1	Loaded onto railway cars in Canada	carload	7,248	2,496	-	-	758	1
2	Loaded onto railway cars in Canada	ton	226,136	83,114	-	-	26,564	12
3	Received from other railways in Canada	"	8,788	60,531	645	-	3,453	833
Received from U.S. rail:								
4	Destined to Canadian points	"	32,296	15,536	-	15,690	607	-
5	Destined to U.S. points	"	2,896	474	-	18,672	6,261	-
6	Total freight traffic carried ¹	"	270,116	159,655	645	34,362	36,885	845
7	Unloaded from railway cars in Canada	"	259,613	150,591	645	-	5,201	321
8	Delivered to other railways in Canada	"	7,627	8,502	-	15,690	25,390	524
9	Delivered to U.S. rail connections	"	2,876	562	-	18,672	6,294	-
446. Petroleum coke								
10	Loaded onto railway cars in Canada	carload	801	1	-	331	-	-
11	Loaded onto railway cars in Canada	ton	50,124	46	-	22,646	-	-
12	Received from other railways in Canada	"	4,337	25	-	-	-	-
Received from U.S. rail:								
13	Destined to Canadian points	"	8,541	410	-	52,546	322	-
14	Destined to U.S. points	"	90	-	-	44,887	1,059	-
15	Total freight traffic carried ¹	"	63,092	481	-	120,079	1,381	-
16	Unloaded from railway cars in Canada	"	48,924	482	-	43,035	322	-
17	Delivered to other railways in Canada	"	7,782	-	-	9,511	-	-
18	Delivered to U.S. rail connections	"	6,386	-	-	67,533	1,059	-
448. Coke, n.e.s.								
19	Loaded onto railway cars in Canada	carload	5,459	10,472	5,786	105	-	-
20	Loaded onto railway cars in Canada	ton	300,222	449,236	228,555	6,557	-	-
21	Received from other railways in Canada	"	212,410	62,174	-	6,262	-	-
Received from U.S. rail:								
22	Destined to Canadian points	"	111,317	17,302	-	149,323	5,226	-
23	Destined to U.S. points	"	31	581	-	118,855	2,191	-
24	Total freight traffic carried ¹	"	623,949	529,293	228,555	280,997	7,417	-
25	Unloaded from railway cars in Canada	"	603,399	370,938	67,527	28,590	5,226	-
26	Delivered to other railways in Canada	"	11,596	58,954	161,028	120,781	-	-
27	Delivered to U.S. rail connections	"	8,954	99,402	-	131,626	2,191	-
450. Refined and manufactured gases, fuel type (L.P.G.)								
28	Loaded onto railway cars in Canada	carload	12,984	25,914	-	-	904	557
29	Loaded onto railway cars in Canada	ton	806,755	1,787,143	-	-	64,555	39,284
30	Received from other railways in Canada	"	52,380	144,967	490	5,173	61,663	6,122
Received from U.S. rail:								
31	Destined to Canadian points	"	5,548	4,491	-	1,329	23,063	-
32	Destined to U.S. points	"	2,673	15,351	-	1,780	9,658	-
33	Total freight traffic carried ¹	"	867,356	1,951,952	490	8,282	158,939	45,406
34	Unloaded from railway cars in Canada	"	586,105	895,766	-	3,434	84,922	3,371
35	Delivered to other railways in Canada	"	134,330	165,008	490	1,329	46,032	42,035
36	Delivered to U.S. rail connections	"	146,921	891,178	-	3,519	27,985	-
452. Asphalts and road oils								
37	Loaded onto railway cars in Canada	carload	4,268	2,193	-	-	-	-
38	Loaded onto railway cars in Canada	ton	183,761	93,127	-	-	-	-
39	Received from other railways in Canada	"	1,416	5,769	-	-	-	-
Received from U.S. rail:								
40	Destined to Canadian points	"	5,694	1,275	-	580	-	-
41	Destined to U.S. points	"	58	260	-	255	313	-
42	Total freight traffic carried ¹	"	190,929	100,431	-	835	313	-
43	Unloaded from railway cars in Canada	"	187,841	96,850	-	31	-	-
44	Delivered to other railways in Canada	"	3,031	3,320	-	549	-	-
45	Delivered to U.S. rail connections	"	57	260	-	255	313	-
454. Other petroleum and coal products								
46	Loaded onto railway cars in Canada	carload	4,095	2,082	507	-	748	-
47	Loaded onto railway cars in Canada	ton	155,888	113,593	43,466	-	28,547	-
48	Received from other railways in Canada	"	77,412	44,100	160	302	13,258	190
Received from U.S. rail:								
49	Destined to Canadian points	"	41,799	12,584	-	10,480	15,439	-
50	Destined to U.S. points	"	2,730	494	-	8,678	6,990	-
51	Total freight traffic carried ¹	"	277,829	170,771	43,626	19,460	64,234	280
52	Unloaded from railway cars in Canada	"	216,862	145,631	160	2,433	29,479	87
53	Delivered to other railways in Canada	"	57,277	14,287	43,466	8,047	26,989	280
54	Delivered to U.S. rail connections	"	3,690	10,854	-	8,980	7,766	-

See footnote(s) at end of table.

TABLEAU 2. Marchandises payantes transportées par chemin de fer au Canada - année 1970 - suite

Class II - Classe II				Classes III and IV - Classes III et IV	Grand total all railways - Total général tous chemins de fer	Désignation	N°	
Ontario Northland	Pacific Great Eastern	Quebec North Shore and -- et Labrador	All other - Tous autres					
Demi-produits, non comestibles (charge complète) - suite								
444. Huiles et graisses de lubrification								
-	31	22	7	-	10,563	wagon	Chargées sur wagons au Canada	1
-	984	681	105	-	337,596	tonne	Chargées sur wagons au Canada	2
5,525	3,138	-	17,718	135	100,766	"	En provenance d'autres chemins de fer au Canada	3
-	-	-	6,992	-	71,121	"	En provenance des États-Unis:	
-	-	-	7,765	-	36,068	"	A destination du Canada	4
5,525	4,122	681	32,580	135	...	"	A destination des États-Unis	5
3,423	4,099	681	5,547	135	430,256	"	Total du trafic marchandises transportées¹	6
2,102	23	-	19,268	-	79,126	"	Déchargées du wagon au Canada	7
-	-	-	7,765	-	36,169	"	Remises aux autres chemins de fer au Canada	8
-	-	-	-	-	-	"	Remises au réseau des États-Unis	9
446. Coke de pétrole								
-	-	-	1	-	1,134	wagon	Chargées sur wagons au Canada	10
-	-	-	42	-	72,858	tonne	Chargées sur wagons au Canada	11
-	-	-	9,321	-	13,683	"	En provenance d'autres chemins de fer au Canada	12
-	-	-	60,458	-	122,277	"	En provenance des États-Unis:	
-	-	-	1,142	-	47,178	"	A destination du Canada	13
-	-	-	70,963	-	...	"	A destination des États-Unis	14
-	-	-	62,854	-	155,617	"	Total du trafic marchandises transportées¹	15
-	-	-	6,967	-	24,260	"	Déchargées du wagon au Canada	16
-	-	-	1,142	-	76,120	"	Remises aux autres chemins de fer au Canada	17
-	-	-	-	-	-	"	Remises au réseau des États-Unis	18
448. Coke n.d.a.								
1	-	-	4,762	-	26,585	wagon	Chargées sur wagons au Canada	19
41	-	-	337,514	-	1,322,125	tonne	Chargées sur wagons au Canada	20
5,027	-	-	174,164	-	460,037	"	En provenance d'autres chemins de fer au Canada	21
-	-	-	59,306	-	342,474	"	En provenance des États-Unis:	
-	-	-	23,321	-	144,948	"	A destination du Canada	22
5,028	-	-	594,305	-	...	"	A destination des États-Unis	23
3,966	-	-	495,664	-	1,576,412	"	Total du trafic marchandises transportées¹	24
-	-	-	75,298	-	427,657	"	Déchargées du wagon au Canada	25
-	-	-	23,343	-	265,516	"	Remises aux autres chemins de fer au Canada	26
-	-	-	-	-	-	"	Remises au réseau des États-Unis	27
450. Gaz raffinés (combustible)								
3	11	299	24	-	40,696	wagon	Chargées sur wagons au Canada	28
63	311	7,582	1,230	-	2,706,923	tonne	Chargées sur wagons au Canada	29
4,963	1,532	-	74,638	-	351,928	"	En provenance d'autres chemins de fer au Canada	30
-	-	-	3,069	-	37,500	"	En provenance des États-Unis:	
-	-	-	2,465	-	31,927	"	A destination du Canada	31
5,026	1,843	7,582	81,402	-	...	"	A destination des États-Unis	32
4,959	1,843	7,520	11,433	-	1,599,353	"	Total du trafic marchandises transportées¹	33
67	-	62	4,933	-	394,286	"	Déchargées du wagon au Canada	34
-	-	-	65,036	-	1,134,639	"	Remises aux autres chemins de fer au Canada	35
-	-	-	-	-	-	"	Remises au réseau des États-Unis	36
452. Asphalte et huiles pour les routes								
3	1	83	1	-	6,549	wagon	Chargées sur wagons au Canada	37
266	99	3,358	26	-	280,637	tonne	Chargées sur wagons au Canada	38
332	2,164	-	1,635	-	11,316	"	En provenance d'autres chemins de fer au Canada	39
-	-	-	1,892	-	9,441	"	En provenance des États-Unis:	
-	-	-	322	-	1,208	"	A destination du Canada	40
598	2,263	3,358	3,875	-	...	"	A destination des États-Unis	41
598	2,263	2,493	1,186	-	291,262	"	Total du trafic marchandises transportées¹	42
-	-	865	2,341	-	10,106	"	Déchargées du wagon au Canada	43
-	-	-	348	-	1,233	"	Remises aux autres chemins de fer au Canada	44
-	-	-	-	-	-	"	Remises au réseau des États-Unis	45
454. Autres produits du pétrole et du charbon								
-	845	132	60	-	8,469	wagon	Chargées sur wagons au Canada	46
21	56,093	2,697	2,232	-	402,516	tonne	Chargées sur wagons au Canada	47
-	409	-	11,641	158	147,751	"	En provenance d'autres chemins de fer au Canada	48
-	-	-	5,122	-	85,424	"	En provenance des États-Unis:	
-	-	-	819	-	19,711	"	A destination du Canada	49
21	56,502	2,697	19,814	158	...	"	A destination des États-Unis	50
21	21,266	2,697	2,704	158	421,498	"	Total du trafic marchandises transportées¹	51
-	35,236	-	15,811	-	201,316	"	Déchargées du wagon au Canada	52
-	-	-	1,299	-	32,589	"	Remises aux autres chemins de fer au Canada	53
-	-	-	-	-	-	"	Remises au réseau des États-Unis	54

Voir renvoi(s) à la fin du tableau.

TABLE 2. Revenue Freight Carried by Railways within Canada - Year 1970 - Continued

No.	Commodity	Class I - Classe I		Class II - Classe II			
		Canadian National - Canadien National	Canadian Pacific - Canadien Pacifique	Algoma Central	Canada Southern (Penn. Central)	Chesapeake and Ohio	Northern Alberta
Fabricated materials, inedible (C.L.) - Continued							
456. Ferro-alloys							
1	Loaded onto railway cars in Canada	carload	842	17	-	121	-
2	Loaded onto railway cars in Canada	ton	47,208	913	-	7,044	-
3	Received from other railways in Canada	"	12,548	48,839	4,738	104	-
Received from U.S. rail:							
4	Destined to Canadian points	"	6,812	3,409	-	6,053	-
5	Destined to U.S. points	"	1,515	-	-	510	12,057
6	Total freight traffic carried ¹	"	68,083	53,161	4,738	13,711	12,057
7	Unloaded from railway cars in Canada	"	60,771	44,781	4,738	1,693	-
8	Delivered to other railways in Canada	"	2,183	8,106	-	4,829	-
9	Delivered to U.S. rail connections	"	5,129	275	-	7,189	12,057
458. Pig iron							
10	Loaded onto railway cars in Canada	carload	1,007	611	12	1	-
11	Loaded onto railway cars in Canada	ton	70,506	47,492	1,031	66	-
12	Received from other railways in Canada	"	330	10,493	-	1,899	2,578
Received from U.S. rail:							
13	Destined to Canadian points	"	181	77	-	-	-
14	Destined to U.S. points	"	4,750	36	-	16,017	19,509
15	Total freight traffic carried ¹	"	75,767	58,098	1,031	17,982	22,087
16	Unloaded from railway cars in Canada	"	67,687	38,952	-	762	2,578
17	Delivered to other railways in Canada	"	3,016	3,194	1,031	856	-
18	Delivered to U.S. rail connections	"	5,064	15,952	-	16,364	19,509
460. Ingots, blooms, billets and slabs, iron and steel							
19	Loaded onto railway cars in Canada	carload	11,688	863	113	2	-
20	Loaded onto railway cars in Canada	ton	832,479	69,654	8,295	134	-
21	Received from other railways in Canada	"	9,091	2,844	-	490	-
Received from U.S. rail:							
22	Destined to Canadian points	"	163,539	46,848	-	70,134	152
23	Destined to U.S. points	"	18,303	189	-	45,336	1,331
24	Total freight traffic carried ¹	"	1,023,412	119,735	8,295	116,094	1,483
25	Unloaded from railway cars in Canada	"	988,284	117,635	-	352	152
26	Delivered to other railways in Canada	"	2,117	156	8,295	69,782	-
27	Delivered to U.S. rail connections	"	33,011	1,944	-	45,960	1,331
461. Primary iron and steel, n.e.s.							
28	Loaded onto railway cars in Canada	carload	73	101	-	-	-
29	Loaded onto railway cars in Canada	ton	3,868	4,934	-	-	-
30	Received from other railways in Canada	"	66	926	42	41	-
Received from U.S. rail:							
31	Destined to Canadian points	"	2,043	919	-	2,971	20
32	Destined to U.S. points	"	-	131	-	25	1,298
33	Total freight traffic carried ¹	"	5,977	6,910	42	3,037	1,318
34	Unloaded from railway cars in Canada	"	5,404	2,306	42	71	20
35	Delivered to other railways in Canada	"	88	2,385	-	2,900	-
36	Delivered to U.S. rail connections	"	485	2,219	-	66	1,298
462. Castings and forgings, iron and steel							
37	Loaded onto railway cars in Canada	carload	972	334	200	3	202
38	Loaded onto railway cars in Canada	ton	35,568	15,936	11,853	124	10,231
39	Received from other railways in Canada	"	10,489	4,162	118	1,937	-
Received from U.S. rail:							
40	Destined to Canadian points	"	14,452	13,502	-	23,667	1,996
41	Destined to U.S. points	"	22,879	71	-	10,053	58,593
42	Total freight traffic carried ¹	"	83,388	33,671	11,971	35,781	70,820
43	Unloaded from railway cars in Canada	"	55,757	29,823	118	1,156	1,996
44	Delivered to other railways in Canada	"	4,210	2,613	11,853	22,511	-
45	Delivered to U.S. rail connections	"	23,421	1,236	-	12,114	68,824
464. Bars and rods, steel							
46	Loaded onto railway cars in Canada	carload	8,301	3,937	135	-	2
47	Loaded onto railway cars in Canada	ton	525,293	250,415	8,948	-	40
48	Received from other railways in Canada	"	16,102	7,957	-	11,975	157
Received from U.S. rail:							
49	Destined to Canadian points	"	11,285	3,173	-	2,734	11,037
50	Destined to U.S. points	"	54,133	-	-	17,883	47,564
51	Total freight traffic carried ¹	"	606,813	261,545	8,948	32,592	58,798
52	Unloaded from railway cars in Canada	"	537,937	236,538	40	1,894	11,194
53	Delivered to other railways in Canada	"	14,308	15,012	8,908	2,499	-
54	Delivered to U.S. rail connections	"	54,568	9,995	-	28,199	47,604

See footnote(s) at end of table.

TABLEAU 2. Marchandises payantes transportées par chemin de fer au Canada - année 1970 - suite

Ontario Northland	Class II - Classe II			Classes III and IV - Classes III et IV	Grand total all railways - Total général tous chemins de fer	Désignation	N°
	Pacific Great Eastern	Quebec North Shore and - et Labrador	All other - Tous autres				
						Demi-produits, non comestibles (charge complète) - suite	
						456. Ferro-alliages	
			1,426		2,406	wagon Chargées sur wagons au Canada	1
			80,750		135,915	tonne Chargées sur wagons au Canada	2
969			12,427		79,625	" En provenance d'autres chemins de fer au Canada	3
			1,644		17,918	" En provenance des États-Unis:	
					14,082	" A destination du Canada	4
969						" A destination des États-Unis	5
969			94,821			" Total du trafic marchandises transportées ¹	6
			32,823		145,775	" Déchargées du wagon au Canada	7
			57,024		72,142	" Remises aux autres chemins de fer au Canada	8
			4,974		29,624	" Remises au réseau des États-Unis	9
						458. Fonte brute	
1			463		2,095	wagon Chargées sur wagons au Canada	10
79			36,287		155,461	tonne Chargées sur wagons au Canada	11
1,216			2,307		18,823	" En provenance d'autres chemins de fer au Canada	12
			334		592	" En provenance des États-Unis:	
			64		40,376	" A destination du Canada	13
1,295			38,992			" A destination des États-Unis	14
1,295			26,530			" Total du trafic marchandises transportées ¹	15
			11,913		137,804	" Déchargées du wagon au Canada	16
			549		20,010	" Remises aux autres chemins de fer au Canada	17
					57,438	" Remises au réseau des États-Unis	18
						460. Lingots, blooms, billettes et brames de fer et d'acier	
	21		65		12,752	wagon Chargées sur wagons au Canada	19
	1,290		4,940		916,992	tonne Chargées sur wagons au Canada	20
			59,335		71,760	" En provenance d'autres chemins de fer au Canada	21
			13,484		294,157	" En provenance des États-Unis:	
			12,449		77,608	" A destination du Canada	22
	1,290		90,208			" A destination des États-Unis	23
	1,193		60,311		1,167,927	" Total du trafic marchandises transportées ¹	24
	97		17,448		97,895	" Déchargées du wagon au Canada	25
			12,449		94,695	" Remises aux autres chemins de fer au Canada	26
						" Remises au réseau des États-Unis	27
						461. Acier et fer primaires, n.d.a.	
	327				501	wagon Chargées sur wagons au Canada	28
	10,507				19,309	tonne Chargées sur wagons au Canada	29
	3,324		2,636		7,035	" En provenance d'autres chemins de fer au Canada	30
			798		7,013	" En provenance des États-Unis:	
	262		1,536		2,990	" A destination du Canada	31
	14,093		4,970			" A destination des États-Unis	32
	14,059		554			" Total du trafic marchandises transportées ¹	33
	34		2,556		22,456	" Déchargées du wagon au Canada	34
			1,860		7,963	" Remises aux autres chemins de fer au Canada	35
					5,928	" Remises au réseau des États-Unis	36
						462. Moulages et pièces de forge de fer ou d'acier	
51	34		129		1,925	wagon Chargées sur wagons au Canada	37
2,624	1,191		6,544		84,071	tonne Chargées sur wagons au Canada	38
4,287	62	50	46,795		68,962	" En provenance d'autres chemins de fer au Canada	39
			441		54,058	" En provenance des États-Unis:	
			2,504		94,100	" A destination du Canada	40
6,911	1,253	50	56,284			" A destination des États-Unis	41
3,834	1,253	50	47,652			" Total du trafic marchandises transportées ¹	42
3,077			5,872		142,032	" Déchargées du wagon au Canada	43
			2,760		50,805	" Remises aux autres chemins de fer au Canada	44
					108,355	" Remises au réseau des États-Unis	45
						464. Barres et tiges d'acier	
	26		379		12,780	wagon Chargées sur wagons au Canada	46
	1,498		24,069		810,263	tonne Chargées sur wagons au Canada	47
3,467			10,271		50,051	" En provenance d'autres chemins de fer au Canada	48
			3,242		31,471	" En provenance des États-Unis:	
			33,302		152,882	" A destination du Canada	49
3,467	1,498		70,884			" A destination des États-Unis	50
3,337	1,160		15,855			" Total du trafic marchandises transportées ¹	51
130	338		21,599		807,985	" Déchargées du wagon au Canada	52
			33,400		62,916	" Remises aux autres chemins de fer au Canada	53
					173,766	" Remises au réseau des États-Unis	54

Voir renvoi(s) à la fin du tableau.

TABLE 2. Revenue Freight Carried by Railways within Canada - Year 1970 - Continued

No.	Commodity	Class I - Classe I		Class II - Classe II				
		Canadian National Canadien National	Canadian Pacific Canadien Pacifique	Algoma Central	Canada Southern (Penn. Central)	Chesapeake and Ohio	Northern Alberta	
Fabricated materials, inedible (C.L.) - Continued								
466. Plates, steel, fabricated								
1	Loaded onto railway cars in Canada	carload	3,407	2,157	1,493	11	-	-
2	Loaded onto railway cars in Canada	ton	217,923	138,828	105,663	489	-	-
3	Received from other railways in Canada	"	92,689	35,531	5	14,507	-	340
Received from U.S. rail:								
4	Destined to Canadian points	"	44,698	3,169	-	4,013	47	-
5	Destined to U.S. points	"	588	271	-	6,060	841	-
6	Total freight traffic carried ¹	"	355,898	177,799	105,668	25,069	888	340
7	Unloaded from railway cars in Canada	"	349,153	149,323	147	2,197	-	-
8	Delivered to other railways in Canada	"	1,594	18,261	105,521	4,104	47	340
9	Delivered to U.S. rail connections	"	5,151	10,215	-	18,768	841	-
468. Sheet and strip, steel								
10	Loaded onto railway cars in Canada	carload	9,805	6,638	1,113	7	22	-
11	Loaded onto railway cars in Canada	ton	595,205	434,017	75,647	402	1,293	-
12	Received from other railways in Canada	"	66,864	62,217	-	48,153	579	2,384
Received from U.S. rail:								
13	Destined to Canadian points	"	130,419	7,030	-	4,984	26	-
14	Destined to U.S. points	"	72,296	3,223	-	5,425	144,524	-
15	Total freight traffic carried ¹	"	864,784	506,487	75,647	58,964	146,422	2,384
16	Unloaded from railway cars in Canada	"	761,420	434,035	46	22,592	605	2,289
17	Delivered to other railways in Canada	"	30,269	24,131	75,601	5,173	1,234	95
18	Delivered to U.S. rail connections	"	73,095	48,320	-	31,199	144,583	-
470. Structural shapes and sheet piling, iron or steel								
19	Loaded onto railway cars in Canada	carload	1,795	2,555	2,819	7	-	2
20	Loaded onto railway cars in Canada	ton	65,062	156,734	189,088	477	-	62
21	Received from other railways in Canada	"	200,597	44,823	233	286	-	2,414
Received from U.S. rail:								
22	Destined to Canadian points	"	90,353	10,573	-	10,508	366	-
23	Destined to U.S. points	"	15,976	974	-	40	26,859	-
24	Total freight traffic carried ¹	"	371,988	213,104	189,321	11,311	27,225	2,476
25	Unloaded from railway cars in Canada	"	350,767	199,231	486	585	366	265
26	Delivered to other railways in Canada	"	4,401	12,357	188,835	10,083	-	2,211
27	Delivered to U.S. rail connections	"	16,820	1,517	-	643	26,859	-
472. Rails and railway track materials								
28	Loaded onto railway cars in Canada	carload	4,750	431	1,179	12	13	126
29	Loaded onto railway cars in Canada	ton	219,983	23,068	80,559	297	824	8,009
30	Received from other railways in Canada	"	26,983	41,591	20	740	-	279
Received from U.S. rail:								
31	Destined to Canadian points	"	7,846	158	-	1,772	-	-
32	Destined to U.S. points	"	4,774	348	-	3,429	2,022	-
33	Total freight traffic carried ¹	"	259,586	65,165	80,579	6,238	2,846	8,288
34	Unloaded from railway cars in Canada	"	244,314	57,305	64,164	448	-	231
35	Delivered to other railways in Canada	"	4,762	5,973	16,415	1,632	824	8,057
36	Delivered to U.S. rail connections	"	10,510	1,888	-	4,158	2,022	-
474. Pipes and tubes, iron and steel								
37	Loaded onto railway cars in Canada	carload	7,194	4,912	1,336	64	-	5
38	Loaded onto railway cars in Canada	ton	313,897	150,051	73,758	2,060	-	40
39	Received from other railways in Canada	"	37,614	139,787	72	4,462	-	12,828
Received from U.S. rail:								
40	Destined to Canadian points	"	24,656	15,195	-	4,405	378	-
41	Destined to U.S. points	"	1,759	2,943	-	463	2,238	-
42	Total freight traffic carried ¹	"	377,926	307,976	73,830	11,390	2,616	12,868
43	Unloaded from railway cars in Canada	"	319,002	233,970	60	618	378	2,810
44	Delivered to other railways in Canada	"	35,900	37,049	73,770	3,862	-	10,058
45	Delivered to U.S. rail connections	"	23,024	36,957	-	6,910	2,238	-
476. Wire, iron or steel								
46	Loaded onto railway cars in Canada	carload	489	820	2	-	-	-
47	Loaded onto railway cars in Canada	ton	15,767	23,839	33	-	-	-
48	Received from other railways in Canada	"	272	1,903	31	166	-	79
Received from U.S. rail:								
49	Destined to Canadian points	"	4,631	652	-	86	-	-
50	Destined to U.S. points	"	1,132	207	-	269	2,083	-
51	Total freight traffic carried ¹	"	21,802	26,601	64	521	2,083	79
52	Unloaded from railway cars in Canada	"	19,020	23,937	64	-	-	79
53	Delivered to other railways in Canada	"	308	828	-	86	-	-
54	Delivered to U.S. rail connections	"	2,474	1,837	-	435	2,083	-

See footnote(s) at end of table.

TABLEAU 2. Marchandises payantes transportées par chemin de fer au Canada - année 1970 - suite

Ontario Northland	Class II - Classe II			Classes III and IV - Classes III et IV	Grand total all railways - Total général tous chemins de fer	Désignation	N°	
	Pacific Great Eastern	Quebec North Shore and -- et Labrador	All other - Tous autres					
Demi-produits, non comestibles (charge complète) - suite								
466. Tôles fortes d'acier								
			235		7,303	wagon	Chargées sur wagons au Canada	1
			16,093		478,996	tonne	Chargées sur wagons au Canada	2
768			29,037		172,877	"	En provenance d'autres chemins de fer au Canada	3
			6,593		58,520	"	En provenance des États-Unis:	
			78		7,838	"	A destination du Canada	4
768			51,801		...	"	A destination des États-Unis	5
617			14,608		516,045	"	Total du trafic marchandises transportées ¹	6
151			35,201		165,219	"	Déchargées du wagon au Canada	7
			1,992		36,967	"	Remises aux autres chemins de fer au Canada	8
						"	Remises au réseau des États-Unis	9
468. Tôles et feuilards d'acier								
			2,825		20,410	wagon	Chargées sur wagons au Canada	10
			223,992		1,330,556	tonne	Chargées sur wagons au Canada	11
500			53,200		233,897	"	En provenance d'autres chemins de fer au Canada	12
			5,738		148,197	"	En provenance des États-Unis:	
			58,244		283,781	"	A destination du Canada	13
500			341,174	69	...	"	A destination des États-Unis	14
446			189,356	69	1,410,789	"	Total du trafic marchandises transportées ¹	15
54			92,992		229,549	"	Déchargées du wagon au Canada	16
			58,826	69	356,092	"	Remises aux autres chemins de fer au Canada	17
						"	Remises au réseau des États-Unis	18
470. Profilés et palplanches en fer et en acier								
	79	1,036	488		8,781	wagon	Chargées sur wagons au Canada	19
	3,415	52,036	9,285		476,159	tonne	Chargées sur wagons au Canada	20
156	1,436		34,604		284,551	"	En provenance d'autres chemins de fer au Canada	21
	265		9,453		121,518	"	En provenance des États-Unis:	
			3,800	20	47,669	"	A destination du Canada	22
158	5,116	52,036	57,142	20	...	"	A destination des États-Unis	23
113	4,815	51,427	15,974		624,034	"	Total du trafic marchandises transportées ¹	24
40	301	609	29,190		248,027	"	Déchargées du wagon au Canada	25
			11,978	20	57,837	"	Remises aux autres chemins de fer au Canada	26
						"	Remises au réseau des États-Unis	27
472. Éléments de voies ferrées								
		8	18		6,537	wagon	Chargées sur wagons au Canada	28
		328	731		333,799	tonne	Chargées sur wagons au Canada	29
722	41,979		2,907		115,221	"	En provenance d'autres chemins de fer au Canada	30
			987		10,763	"	En provenance des États-Unis:	
			2,097		12,670	"	A destination du Canada	31
722	41,979	328	6,722		...	"	A destination des États-Unis	32
594	41,979	328	2,077		411,440	"	Total du trafic marchandises transportées ¹	33
128			2,398		40,189	"	Déchargées du wagon au Canada	34
			2,247		20,825	"	Remises aux autres chemins de fer au Canada	35
						"	Remises au réseau des États-Unis	36
474. Tuyaux et tubes en fer et en acier								
	503	54	3,782		17,850	wagon	Chargées sur wagons au Canada	37
	15,641	1,228	116,806		673,481	tonne	Chargées sur wagons au Canada	38
1,492	26,984		59,063		282,302	"	En provenance d'autres chemins de fer au Canada	39
			5,253		49,887	"	En provenance des États-Unis:	
			395	44	7,842	"	A destination du Canada	40
1,492	42,625	1,228	181,517	44	...	"	A destination des États-Unis	41
1,468	42,606	1,025	45,129		647,066	"	Total du trafic marchandises transportées ¹	42
24	19	203	120,665		281,550	"	Déchargées du wagon au Canada	43
			15,723	44	84,896	"	Remises aux autres chemins de fer au Canada	44
						"	Remises au réseau des États-Unis	45
476. Fils de fer ou d'acier								
1	61	15	46		1,434	wagon	Chargées sur wagons au Canada	46
8	1,252	286	2,095		43,280	tonne	Chargées sur wagons au Canada	47
240	563		1,400		4,654	"	En provenance d'autres chemins de fer au Canada	48
			977		6,346	"	En provenance des États-Unis:	
				335	4,026	"	A destination du Canada	49
248	1,815	286	4,472	335	...	"	A destination des États-Unis	50
154	1,815	286	919		46,264	"	Total du trafic marchandises transportées ¹	51
104			3,426		4,752	"	Déchargées du wagon au Canada	52
			127	335	7,291	"	Remises aux autres chemins de fer au Canada	53
						"	Remises au réseau des États-Unis	54

Voir renvoi(s) à la fin du tableau.

TABLE 2. Revenue Freight Carried by Railways within Canada - Year 1970 - Continued

No.	Commodity	Class I - Classe I		Class II - Classe II			
		Canadian National - Canadien National	Canadian Pacific - Canadien Pacifique	Algoma Central	Canada Southern (Penn. Central)	Chesapeake and Ohio	Northern Alberta
Fabricated materials, inedible (C.L.) - Continued							
478. Aluminum paste, powder, pigs, ingots and shot							
1	Loaded onto railway cars in Canada	carload	17	3	-	-	-
2	Loaded onto railway cars in Canada	ton	762	92	-	-	-
3	Received from other railways in Canada	"	183	87	-	-	-
Received from U.S. rail:							
4	Destined to Canadian points	"	-	133	-	45	-
5	Destined to U.S. points	"	-	-	-	633	90
6	Total freight traffic carried ¹	"	945	312	-	678	90
7	Unloaded from railway cars in Canada	"	945	228	-	-	-
8	Delivered to other railways in Canada	"	-	30	-	45	-
9	Delivered to U.S. rail connections	"	-	54	-	633	90
480. Aluminum and aluminum alloy fabricated material, n.e.s.							
10	Loaded onto railway cars in Canada	carload	5,446	364	-	2	1
11	Loaded onto railway cars in Canada	ton	268,731	9,428	-	31	10
12	Received from other railways in Canada	"	370,108	1,724	-	1,349	-
Received from U.S. rail:							
13	Destined to Canadian points	"	16,955	3,351	-	188	1,554
14	Destined to U.S. points	"	16,390	241	-	10,441	18,220
15	Total freight traffic carried ¹	"	672,184	14,744	-	12,009	19,784
16	Unloaded from railway cars in Canada	"	308,811	12,542	-	162	1,554
17	Delivered to other railways in Canada	"	122,646	746	-	26	-
18	Delivered to U.S. rail connections	"	240,727	1,456	-	11,821	18,230
482. Copper and alloys in primary forms							
19	Loaded onto railway cars in Canada	carload	8,841	1,388	-	-	-
20	Loaded onto railway cars in Canada	ton	470,048	80,849	-	-	-
21	Received from other railways in Canada	"	48,128	15,869	-	188	-
Received from U.S. rail:							
22	Destined to Canadian points	"	1,526	5,865	-	148	-
23	Destined to U.S. points	"	3,839	5,476	-	8,447	37,952
24	Total freight traffic carried ¹	"	523,541	108,059	-	8,783	37,952
25	Unloaded from railway cars in Canada	"	472,620	92,717	-	-	-
26	Delivered to other railways in Canada	"	2,693	5,900	-	148	-
27	Delivered to U.S. rail connections	"	48,228	9,442	-	8,635	37,952
484. Copper and alloys, n.e.s.							
28	Loaded onto railway cars in Canada	carload	1,506	567	-	-	1
29	Loaded onto railway cars in Canada	ton	56,387	27,580	-	-	18
30	Received from other railways in Canada	"	380	614	-	-	47
Received from U.S. rail:							
31	Destined to Canadian points	"	3,128	74	-	124	-
32	Destined to U.S. points	"	4,243	159	-	13,691	6,178
33	Total freight traffic carried ¹	"	64,138	28,427	-	13,815	6,243
34	Unloaded from railway cars in Canada	"	58,013	21,350	-	-	47
35	Delivered to other railways in Canada	"	347	4,065	-	124	77
36	Delivered to U.S. rail connections	"	5,778	3,013	-	13,691	6,196
486. Lead and alloys							
37	Loaded onto railway cars in Canada	carload	334	2,670	-	-	1
38	Loaded onto railway cars in Canada	ton	18,538	185,703	-	-	30
39	Received from other railways in Canada	"	3,208	3,240	-	146	7,967
Received from U.S. rail:							
40	Destined to Canadian points	"	275	1,228	-	67	-
41	Destined to U.S. points	"	-	434	-	4,744	3,069
42	Total freight traffic carried ¹	"	22,021	190,605	-	4,957	11,066
43	Unloaded from railway cars in Canada	"	16,160	124,380	-	67	7,967
44	Delivered to other railways in Canada	"	3,960	11,390	-	-	30
45	Delivered to U.S. rail connections	"	1,901	54,836	-	4,890	3,069
488. Nickel and alloys							
46	Loaded onto railway cars in Canada	carload	2,368	133	-	-	-
47	Loaded onto railway cars in Canada	ton	124,789	10,240	-	-	-
48	Received from other railways in Canada	"	14	14,854	-	716	-
Received from U.S. rail:							
49	Destined to Canadian points	"	-	83	-	43	86
50	Destined to U.S. points	"	-	313	-	-	35
51	Total freight traffic carried ¹	"	124,803	25,490	-	759	121
52	Unloaded from railway cars in Canada	"	114,710	16,362	-	-	86
53	Delivered to other railways in Canada	"	255	334	-	43	-
54	Delivered to U.S. rail connections	"	9,838	8,795	-	716	35

See footnote(s) at end of table.

TABLEAU 2. Marchandises payantes transportées par chemin de fer au Canada - année 1970 - suite

Ontario Northland	Class II - Classe II			Classes III and IV - Classes III et IV	Grand total all railways - Total général tous chemins de fer	Désignation	N°
	Pacific Great Eastern	Quebec North Shore and - et Labrador	All other - Tous autres				
						Demi-produits, non comestibles (charge complète) - suite	
						478. Pâtes, poudres, gueuses, lingots et grenaille d'aluminium	
-	-	37	5,192	-	5,249	wagon Chargées sur wagons au Canada	1
-	-	1,408	310,783	-	313,045	tonne Chargées sur wagons au Canada	2
20	-	-	97,947	-	98,237	" En provenance d'autres chemins de fer au Canada	3
-	-	-	-	-	178	" En provenance des Etats-Unis:	
-	-	-	-	-	723	" A destination du Canada	4
20	-	-	-	-	-	" A destination des Etats-Unis	5
20	-	1,408	408,730	-	-	" Total du trafic marchandises transportées ¹	6
-	-	1,408	283,611	-	286,212	" Déchargées du wagon au Canada	7
-	-	-	125,119	-	125,194	" Remises aux autres chemins de fer au Canada	8
-	-	-	-	-	777	" Remises au réseau des Etats-Unis	9
						480. Demi-produits à base d'aluminium et d'alliages d'aluminium n.d.a.	
-	-	-	367	-	6,180	wagon Chargées sur wagons au Canada	10
-	-	-	18,885	-	297,085	tonne Chargées sur wagons au Canada	11
467	130	-	148,841	-	522,861	" En provenance d'autres chemins de fer au Canada	12
-	-	-	-	-	-	" En provenance des Etats-Unis:	
-	-	-	2,440	-	24,488	" A destination du Canada	13
-	-	-	53	-	45,345	" A destination des Etats-Unis	14
467	130	-	170,219	-	-	" Total du trafic marchandises transportées ¹	15
467	130	-	19,836	-	343,744	" Déchargées du wagon au Canada	16
-	-	-	6,232	-	129,650	" Remises aux autres chemins de fer au Canada	17
-	-	-	144,151	-	416,385	" Remises au réseau des Etats-Unis	18
						482. Cuivre et alliages de cuivre de premier affinage	
988	-	-	-	-	11,217	wagon Chargées sur wagons au Canada	19
61,682	-	-	-	-	612,579	tonne Chargées sur wagons au Canada	20
-	-	-	7,971	-	72,156	" En provenance d'autres chemins de fer au Canada	21
-	-	-	-	-	-	" En provenance des Etats-Unis:	
-	-	-	6,953	-	14,492	" A destination du Canada	22
-	-	-	6,996	-	62,710	" A destination des Etats-Unis	23
74,982	-	-	21,920	-	-	" Total du trafic marchandises transportées ¹	24
-	-	-	6,908	-	572,245	" Déchargées du wagon au Canada	25
61,682	-	-	7,525	-	77,948	" Remises aux autres chemins de fer au Canada	26
-	-	-	7,487	-	111,744	" Remises au réseau des Etats-Unis	27
						484. Cuivre et alliages de cuivre n.d.a.	
1	-	199	14	-	2,288	wagon Chargées sur wagons au Canada	28
46	-	12,515	223	-	96,769	tonne Chargées sur wagons au Canada	29
-	-	-	47,989	-	49,126	" En provenance d'autres chemins de fer au Canada	30
-	-	-	653	-	3,979	" En provenance des Etats-Unis:	
-	-	-	1,085	-	25,356	" A destination du Canada	31
46	-	12,515	49,950	-	-	" A destination des Etats-Unis	32
-	-	12,515	1,142	-	-	" Total du trafic marchandises transportées ¹	33
46	-	-	8,838	-	93,144	" Déchargées du wagon au Canada	34
-	-	-	39,970	-	13,439	" Remises aux autres chemins de fer au Canada	35
-	-	-	-	-	68,648	" Remises au réseau des Etats-Unis	36
						486. Plomb et alliages	
-	19	-	-	-	3,024	wagon Chargées sur wagons au Canada	37
-	1,328	-	-	-	205,599	tonne Chargées sur wagons au Canada	38
-	-	-	1,049	-	15,610	" En provenance d'autres chemins de fer au Canada	39
-	-	-	-	-	1,570	" En provenance des Etats-Unis:	
-	-	-	73	-	8,320	" A destination du Canada	40
-	1,328	-	1,122	-	-	" A destination des Etats-Unis	41
-	1,328	-	65	-	-	" Total du trafic marchandises transportées ¹	42
-	-	-	264	-	149,967	" Déchargées du wagon au Canada	43
-	-	-	793	-	15,644	" Remises aux autres chemins de fer au Canada	44
-	-	-	-	-	65,489	" Remises au réseau des Etats-Unis	45
						488. Nickel et alliages	
-	-	-	299	-	2,800	wagon Chargées sur wagons au Canada	46
-	-	-	14,848	-	149,877	tonne Chargées sur wagons au Canada	47
275	-	-	36	-	15,895	" En provenance d'autres chemins de fer au Canada	48
-	-	-	-	-	-	" En provenance des Etats-Unis:	
-	-	-	90	-	302	" A destination du Canada	49
-	-	-	-	-	348	" A destination des Etats-Unis	50
275	-	-	14,974	-	-	" Total du trafic marchandises transportées ¹	51
275	-	-	-	-	131,433	" Déchargées du wagon au Canada	52
-	-	-	14,928	-	15,560	" Remises aux autres chemins de fer au Canada	53
-	-	-	46	-	19,430	" Remises au réseau des Etats-Unis	54

Voir renvoi(s) à la fin du tableau.

TABLE 2. Revenue Freight Carried by Railways within Canada - Year 1970 - Continued

No.	Commodity	Class I - Classe I		Class II - Classe II			
		Canadian National - Canadien National	Canadian Pacific - Canadien Pacifique	Algoma Central	Canada Southern (Penn. Central)	Chesapeake and Ohio	Northern Alberta
Fabricated materials, inedible (C.L.) - Continued							
490. Tin and alloys							
1	Loaded onto railway cars in Canada	carload	-	2	-	-	-
2	Loaded onto railway cars in Canada	ton	-	40	-	-	-
3	Received from other railways in Canada	"	-	-	-	-	-
Received from U.S. rail:							
4	Destined to Canadian points	"	-	-	-	-	-
5	Destined to U.S. points	"	-	-	20	-	-
6	Total freight traffic carried ¹	"	-	40	20	-	-
7	Unloaded from railway cars in Canada	"	-	40	-	-	-
8	Delivered to other railways in Canada	"	-	-	-	-	-
9	Delivered to U.S. rail connections	"	-	-	20	-	-
492. Zinc and alloys							
10	Loaded onto railway cars in Canada	carload	5,094	3,311	-	-	-
11	Loaded onto railway cars in Canada	ton	287,914	223,411	-	-	-
12	Received from other railways in Canada	"	2,291	4,345	-	114	1,241
Received from U.S. rail:							
13	Destined to Canadian points	"	934	955	-	981	-
14	Destined to U.S. points	"	236	50	-	5,400	5,710
15	Total freight traffic carried ¹	"	291,375	228,761	-	6,495	6,951
16	Unloaded from railway cars in Canada	"	265,864	157,379	-	916	1,241
17	Delivered to other railways in Canada	"	4,222	5,857	-	65	-
18	Delivered to U.S. rail connections	"	21,289	65,526	-	5,514	5,710
494. Other non-ferrous base metals and alloys							
19	Loaded onto railway cars in Canada	carload	63	405	-	-	-
20	Loaded onto railway cars in Canada	ton	2,799	16,161	-	-	-
21	Received from other railways in Canada	"	179	338	-	411	-
Received from U.S. rail:							
22	Destined to Canadian points	"	790	50	-	117	-
23	Destined to U.S. points	"	50	83	-	-	260
24	Total freight traffic carried ¹	"	3,818	16,632	-	528	260
25	Unloaded from railway cars in Canada	"	2,130	15,675	-	67	-
26	Delivered to other railways in Canada	"	1,638	-	-	50	-
27	Delivered to U.S. rail connections	"	50	957	-	411	260
496. Tanks							
28	Loaded onto railway cars in Canada	carload	691	418	-	-	55
29	Loaded onto railway cars in Canada	ton	13,656	8,377	-	-	2,957
30	Received from other railways in Canada	"	5,107	769	55	18	-
Received from U.S. rail:							
31	Destined to Canadian points	"	1,541	1,126	-	47	9
32	Destined to U.S. points	"	18	394	-	246	248
33	Total freight traffic carried ¹	"	20,322	10,666	55	311	3,214
34	Unloaded from railway cars in Canada	"	19,391	9,031	55	18	49
35	Delivered to other railways in Canada	"	546	1,001	-	47	-
36	Delivered to U.S. rail connections	"	385	635	-	246	3,165
498. Bolts, nuts, nails, screws and basic hardware							
37	Loaded onto railway cars in Canada	carload	488	677	-	-	-
38	Loaded onto railway cars in Canada	ton	11,887	20,176	-	-	-
39	Received from other railways in Canada	"	1,399	3,494	-	108	18
Received from U.S. rail:							
40	Destined to Canadian points	"	11,458	1,947	-	1,155	-
41	Destined to U.S. points	"	112	180	-	83	1,272
42	Total freight traffic carried ¹	"	24,856	25,797	-	1,346	1,290
43	Unloaded from railway cars in Canada	"	23,203	22,438	-	-	18
44	Delivered to other railways in Canada	"	1,195	2,769	-	1,155	-
45	Delivered to U.S. rail connections	"	458	590	-	191	1,272
500. Metal fabricated basic products, n.e.s.							
46	Loaded onto railway cars in Canada	carload	1,152	2,001	-	2	-
47	Loaded onto railway cars in Canada	ton	25,654	49,911	-	93	-
48	Received from other railways in Canada	"	3,059	3,763	-	698	-
Received from U.S. rail:							
49	Destined to Canadian points	"	10,297	2,827	-	1,554	929
50	Destined to U.S. points	"	2,209	1,839	-	6,191	10,780
51	Total freight traffic carried ¹	"	41,219	58,340	-	8,536	11,709
52	Unloaded from railway cars in Canada	"	36,529	43,558	-	92	900
53	Delivered to other railways in Canada	"	1,245	9,299	-	1,462	29
54	Delivered to U.S. rail connections	"	3,445	5,482	-	6,982	10,780

See footnote(s) at end of table.

TABLEAU 2. Marchandises payantes transportées par chemin de fer au Canada - année 1970 - suite

Ontario Northland	Class II - Classe II			Classes III and IV - Classes III et IV	Grand total all railways - Total général tous chemins de fer	Désignation	N°
	Pacific Great Eastern	Quebec North Shore and -- et Labrador	All other - Tous autres				
						Demi-produits, non comestibles (charge complète) - suite	
						490. Étain et alliages	
					2	wagon Chargées sur wagons au Canada	1
					40	tonne Chargées sur wagons au Canada	2
						" En provenance d'autres chemins de fer au Canada	3
						En provenance des États-Unis:	
						" A destination du Canada	4
					20	" A destination des États-Unis	5
						" Total du trafic marchandises transportées ¹	6
					40	" Déchargées du wagon au Canada	7
						" Remises aux autres chemins de fer au Canada	8
					20	" Remises au réseau des États-Unis	9
						492. Zinc et alliages	
			27		8,432	wagon Chargées sur wagons au Canada	10
			1,710		513,035	tonne Chargées sur wagons au Canada	11
			3,446		11,437	" En provenance d'autres chemins de fer au Canada	12
						En provenance des États-Unis:	
			20,164		23,034	" A destination du Canada	13
					11,396	" A destination des États-Unis	14
			25,320			" Total du trafic marchandises transportées ¹	15
			21,686		447,086	" Déchargées du wagon au Canada	16
			2,720		12,864	" Remises aux autres chemins de fer au Canada	17
			914		98,953	" Remises au réseau des États-Unis	18
						494. Autres métaux communs non ferreux et alliages	
			81		553	wagon Chargées sur wagons au Canada	19
	4		4,744		23,960	tonne Chargées sur wagons au Canada	20
	256		50		978	" En provenance d'autres chemins de fer au Canada	21
						En provenance des États-Unis:	
			30		987	" A destination du Canada	22
					393	" A destination des États-Unis	23
			4,824			" Total du trafic marchandises transportées ¹	24
	256		112		18,084	" Déchargées du wagon au Canada	25
	100		4,712		6,556	" Remises aux autres chemins de fer au Canada	26
	156				1,678	" Remises au réseau des États-Unis	27
						496. Réservoirs	
3	19	17	52		1,257	wagon Chargées sur wagons au Canada	28
36	296	148	727		26,215	tonne Chargées sur wagons au Canada	29
107	696		309		7,776	" En provenance d'autres chemins de fer au Canada	30
			770		3,493	" En provenance des États-Unis:	
			71		977	" A destination du Canada	31
			1,877			" A destination des États-Unis	32
143	992	148	68			" Total du trafic marchandises transportées ¹	33
123	992	148			30,001	" Déchargées du wagon au Canada	34
20			1,575		3,796	" Remises aux autres chemins de fer au Canada	35
			234		4,665	" Remises au réseau des États-Unis	36
						498. Boulons, écrous, clous, vis et autres articles communs de quincaillerie	
	4		14		1,183	wagon Chargées sur wagons au Canada	37
	40		724		32,827	tonne Chargées sur wagons au Canada	38
194	562		2,758		8,600	" En provenance d'autres chemins de fer au Canada	39
			1,682		16,242	" En provenance des États-Unis:	
					1,647	" A destination du Canada	40
						" A destination des États-Unis	41
194	602		5,164			" Total du trafic marchandises transportées ¹	42
147	602		3,740		50,169	" Déchargées du wagon au Canada	43
47			1,322		6,534	" Remises aux autres chemins de fer au Canada	44
			102		2,813	" Remises au réseau des États-Unis	45
						500. Demi-produits métalliques communs n.d.a.	
26			83		3,271	wagon Chargées sur wagons au Canada	46
482			2,399		78,706	tonne Chargées sur wagons au Canada	47
1,584			15,942		25,239	" En provenance d'autres chemins de fer au Canada	48
						En provenance des États-Unis:	
			2,469		18,076	" A destination du Canada	49
			1,086	402	22,507	" A destination des États-Unis	50
2,063			21,896	402		" Total du trafic marchandises transportées ¹	51
1,937			5,743		88,876	" Déchargées du wagon au Canada	52
126			11,474		23,881	" Remises aux autres chemins de fer au Canada	53
			4,679	402	31,770	" Remises au réseau des États-Unis	54

Voir renvoi(s) à la fin du tableau.

TABLE 2. Revenue Freight Carried by Railways within Canada - Year 1970 - Continued

No.	Commodity	Class I - Classe I		Class II - Classe II			
		Canadian National - Canadien National	Canadian Pacific - Canadien Pacifique	Algoma Central	Canada Southern (Penn. Central)	Chesapeake and Ohio	Northern Alberta
Fabricated materials, inedible (C.L.)—Continued							
502. Natural stone basic products, chiefly structural							
1	Loaded onto railway cars in Canada	carload	1, 158	834	—	—	—
2	Loaded onto railway cars in Canada	ton	48, 376	67, 895	—	—	—
3	Received from other railways in Canada	"	2, 770	1, 801	—	—	—
Received from U.S. rail:							
4	Destined to Canadian points	"	508	22, 369	—	—	—
5	Destined to U.S. points	"	41	144	—	276	—
6	Total freight traffic carried ¹	"	51, 695	92, 209	—	276	—
7	Unloaded from railway cars in Canada	"	50, 736	91, 435	—	—	—
8	Delivered to other railways in Canada	"	254	488	—	—	—
9	Delivered to U.S. rail connections	"	705	285	—	276	—
504. Bricks and tiles, clay							
10	Loaded onto railway cars in Canada	carload	533	756	—	—	1
11	Loaded onto railway cars in Canada	ton	13, 943	43, 016	—	—	52
12	Received from other railways in Canada	"	2, 070	4, 098	23	—	489
Received from U.S. rail:							
13	Destined to Canadian points	"	17, 847	3, 920	—	3, 223	—
14	Destined to U.S. points	"	1, 681	715	—	934	21, 869
15	Total freight traffic carried ¹	"	35, 541	51, 749	23	4, 157	21, 902
16	Unloaded from railway cars in Canada	"	31, 928	40, 152	—	364	33
17	Delivered to other railways in Canada	"	1, 918	3, 099	23	2, 839	—
18	Delivered to U.S. rail connections	"	1, 695	8, 498	—	934	21, 869
506. Fire brick and similar shapes							
19	Loaded onto railway cars in Canada	carload	627	1, 752	—	—	—
20	Loaded onto railway cars in Canada	ton	19, 554	75, 756	—	—	—
21	Received from other railways in Canada	"	9, 803	19, 632	1, 632	451	59
Received from U.S. rail:							
22	Destined to Canadian points	"	93, 188	49, 450	—	49, 896	639
23	Destined to U.S. points	"	92, 200	1, 398	—	3, 924	7, 027
24	Total freight traffic carried ¹	"	122, 745	146, 236	1, 632	54, 271	7, 725
25	Unloaded from railway cars in Canada	"	98, 703	111, 047	1, 562	1, 437	698
26	Delivered to other railways in Canada	"	23, 612	21, 516	70	48, 459	—
27	Delivered to U.S. rail connections	"	430	13, 674	—	4, 375	7, 027
508. Dolomite and magnesite, calcined							
28	Loaded onto railway cars in Canada	carload	241	102	—	—	—
29	Loaded onto railway cars in Canada	ton	12, 263	6, 264	—	—	—
30	Received from other railways in Canada	"	1, 278	14, 056	—	1, 878	—
Received from U.S. rail:							
31	Destined to Canadian points	"	1, 631	25, 296	—	7, 452	1, 822
32	Destined to U.S. points	"	478	813	—	—	19, 518
33	Total freight traffic carried ¹	"	15, 650	46, 429	—	9, 330	21, 340
34	Unloaded from railway cars in Canada	"	15, 145	41, 818	—	269	—
35	Delivered to other railways in Canada	"	15	2, 259	—	7, 163	1, 822
36	Delivered to U.S. rail connections	"	490	2, 351	—	1, 878	19, 518
510. Refractories, n.e.s.							
37	Loaded onto railway cars in Canada	carload	419	287	—	—	—
38	Loaded onto railway cars in Canada	ton	11, 167	10, 469	—	—	—
39	Received from other railways in Canada	"	2, 740	852	—	256	30
Received from U.S. rail:							
40	Destined to Canadian points	"	4, 333	8, 191	—	4, 625	178
41	Destined to U.S. points	"	54	1, 484	—	7, 128	1, 882
42	Total freight traffic carried ¹	"	18, 294	20, 996	—	12, 009	1, 890
43	Unloaded from railway cars in Canada	"	16, 108	16, 008	—	293	208
44	Delivered to other railways in Canada	"	1, 846	3, 402	—	4, 521	—
45	Delivered to U.S. rail connections	"	340	1, 585	—	7, 195	1, 682
512. Glass basic products							
46	Loaded onto railway cars in Canada	carload	691	540	—	274	2
47	Loaded onto railway cars in Canada	ton	19, 046	17, 407	—	9, 385	41
48	Received from other railways in Canada	"	224	2, 780	—	719	2, 153
Received from U.S. rail:							
49	Destined to Canadian points	"	14, 435	10, 975	—	12, 655	12
50	Destined to U.S. points	"	68	128	—	8, 678	1, 351
51	Total freight traffic carried ¹	"	33, 773	31, 290	—	31, 437	3, 557
52	Unloaded from railway cars in Canada	"	30, 264	27, 691	—	5, 994	12
53	Delivered to other railways in Canada	"	900	3, 266	—	6, 661	—
54	Delivered to U.S. rail connections	"	2, 609	333	—	18, 782	3, 545

See footnote(s) at end of table.

TABLEAU 2. Marchandises payantes transportées par chemin de fer au Canada - année 1970 - suite

Ontario Northland	Class II - Classe II			Classes III and IV - Classes III et IV	Grand total all railways - Total général tous chemins de fer	Désignation	N°
	Pacific Great Eastern	Quebec North Shore and - et Labrador	All other - Tous autres				
						Demi-produits, non comestibles (charge complète) - suite	
						502 Demi-produits en pierre naturelle communs (surtout de construction)	
			40		2,032	wagon Chargées sur wagons au Canada	1
			2,994		119,265	tonne Chargées sur wagons au Canada	2
			1,830		6,401	" En provenance d'autres chemins de fer au Canada	3
			3,912		26,789	" En provenance des États-Unis:	
			731		1,192	" A destination du Canada	4
			9,487		1,192	" A destination des États-Unis	5
			3,026		145,197	" Total du trafic marchandises transportées ¹	6
			5,653		6,395	" Déchargées du wagon au Canada	7
			788		2,054	" Remises aux autres chemins de fer au Canada	8
						" Remises au réseau des États-Unis	9
						504. Briques et tuiles, argile	
		25	15	1	1,331	wagon Chargées sur wagons au Canada	10
		1,272	627	45	58,955	tonne Chargées sur wagons au Canada	11
213	313		2,674	183	10,063	" En provenance d'autres chemins de fer au Canada	12
			1,347		26,370	" En provenance des États-Unis:	
			478		25,677	" A destination du Canada	13
			5,126	228	...	" A destination des États-Unis	14
213	313	1,272	921	183	75,888	" Total du trafic marchandises transportées ¹	15
213	313	1,272	4,130	45	12,106	" Déchargées du wagon au Canada	18
			75		33,071	" Remises aux autres chemins de fer au Canada	17
						" Remises au réseau des États-Unis	18
						506. Briques réfractaires et produits similaires	
		5	222		2,606	wagon Chargées sur wagons au Canada	19
		53	10,583		105,946	tonne Chargées sur wagons au Canada	20
2,201	136		61,215		95,129	" En provenance d'autres chemins de fer au Canada	21
			4,121		197,294	" En provenance des États-Unis:	
			196	83	12,828	" A destination du Canada	22
			76,115	83	...	" A destination des États-Unis	23
2,201	136	53	42,935		258,612	" Total du trafic marchandises transportées ¹	24
2,362	136	32	24,263		118,080	" Déchargées du wagon au Canada	25
139		21	8,917	83	34,506	" Remises aux autres chemins de fer au Canada	26
						" Remises au réseau des États-Unis	27
						508. Dolomite et magnésite calcinées	
			113		456	wagon Chargées sur wagons au Canada	28
			6,330		24,857	tonne Chargées sur wagons au Canada	29
77			9,185		26,474	" En provenance d'autres chemins de fer au Canada	30
			8,446		44,647	" En provenance des États-Unis:	
					20,809	" A destination du Canada	31
			23,961		...	" A destination des États-Unis	32
77			7,397		64,726	" Total du trafic marchandises transportées ¹	33
77			16,564		27,823	" Déchargées du wagon au Canada	34
					24,237	" Remises aux autres chemins de fer au Canada	35
						" Remises au réseau des États-Unis	36
						510. Matières réfractaires n.d.a.	
			94		800	wagon Chargées sur wagons au Canada	37
			6,926		28,562	tonne Chargées sur wagons au Canada	38
34	287		6,652		10,851	" En provenance d'autres chemins de fer au Canada	39
			3,215		20,542	" En provenance des États-Unis:	
				71	10,419	" A destination du Canada	40
34	287		16,793	71	...	" A destination des États-Unis	41
34	287		13,107		46,045	" Total du trafic marchandises transportées ¹	42
			3,570		13,339	" Déchargées du wagon au Canada	43
			116	71	10,989	" Remises aux autres chemins de fer au Canada	44
						" Remises au réseau des États-Unis	45
						512. Principaux demi-produits en verre communs	
	36	1			1,544	wagon Chargées sur wagons au Canada	46
	543	7			46,429	tonne Chargées sur wagons au Canada	47
29			4,528		10,463	" En provenance d'autres chemins de fer au Canada	48
			6,152		44,229	" En provenance des États-Unis:	
			1,476		11,701	" A destination du Canada	49
29	543	7	12,156		...	" A destination des États-Unis	50
29	297	7	4,686		69,010	" Total du trafic marchandises transportées ¹	51
	246		5,994		17,067	" Déchargées du wagon au Canada	52
			1,476		26,745	" Remises aux autres chemins de fer au Canada	53
						" Remises au réseau des États-Unis	54

Voir renvoi(s) à la fin du tableau.

TABLE 2. Revenue Freight Carried by Railways within Canada - Year 1970 - Continued

No.	Commodity	Class I - Classe I		Class II - Classe II			
		Canadian National - Canadien National	Canadian Pacific - Canadien Pacifique	Algoma Central	Canada Southern (Penn. Central)	Chesapeake and Ohio	Northern Alberta
Fabricated materials, inedible (C.L.) - Continued							
514. Asbestos and asbestos-cement basic products							
1	Loaded onto railway cars in Canada	carload	595	223	-	-	-
2	Loaded onto railway cars in Canada	ton	16,939	4,281	-	-	-
3	Received from other railways in Canada	"	6,287	943	-	51	125
Received from U.S. rail:							
4	Destined to Canadian points	"	6,047	279	-	160	38
5	Destined to U.S. points	"	2,088	1,388	-	1,613	3,313
6	Total freight traffic carried ¹	"	31,361	6,891	-	1,824	3,476
7	Unloaded from railway cars in Canada	"	27,823	4,691	-	-	123
8	Delivered to other railways in Canada	"	641	349	-	160	-
9	Delivered to U.S. rail connections	"	2,897	1,850	-	1,664	3,353
516. Portland cement, standard							
10	Loaded onto railway cars in Canada	carload	13,103	6,532	-	-	50
11	Loaded onto railway cars in Canada	ton	932,485	573,150	-	-	2,933
12	Received from other railways in Canada	"	14,817	3,610	8,867	47	29,554
Received from U.S. rail:							
13	Destined to Canadian points	"	22,224	687	-	87	-
14	Destined to U.S. points	"	-	201	-	-	117
15	Total freight traffic carried ¹	"	969,526	577,648	8,867	134	117
16	Unloaded from railway cars in Canada	"	885,028	482,775	8,867	-	32,487
17	Delivered to other railways in Canada	"	82,486	80,902	-	87	8,683
18	Delivered to U.S. rail connections	"	22,012	13,970	-	47	23,804
518. Concrete pipe							
19	Loaded onto railway cars in Canada	carload	1,053	45	-	-	-
20	Loaded onto railway cars in Canada	ton	25,433	1,518	-	-	-
21	Received from other railways in Canada	"	169	1,037	-	-	15
Received from U.S. rail:							
22	Destined to Canadian points	"	760	22	-	31	-
23	Destined to U.S. points	"	142	-	-	-	478
24	Total freight traffic carried ¹	"	26,504	2,577	-	31	493
25	Unloaded from railway cars in Canada	"	19,531	1,579	-	-	15
26	Delivered to other railways in Canada	"	331	998	-	31	54
27	Delivered to U.S. rail connections	"	6,642	-	-	-	478
520. Cement and concrete basic products, n.e.s.							
28	Loaded onto railway cars in Canada	carload	620	3,652	2	-	-
29	Loaded onto railway cars in Canada	ton	19,108	259,646	104	-	-
30	Received from other railways in Canada	"	2,131	318	262	-	28
Received from U.S. rail:							
31	Destined to Canadian points	"	5,960	280	-	35	-
32	Destined to U.S. points	"	2,995	361	-	575	413
33	Total freight traffic carried ¹	"	30,194	260,605	366	610	441
34	Unloaded from railway cars in Canada	"	26,236	229,283	262	-	28
35	Delivered to other railways in Canada	"	707	30,848	104	35	131
36	Delivered to U.S. rail connections	"	3,251	472	-	575	413
522. Plaster							
37	Loaded onto railway cars in Canada	carload	1,528	262	-	12	-
38	Loaded onto railway cars in Canada	ton	33,444	10,365	-	574	-
39	Received from other railways in Canada	"	6,826	2,915	-	-	360
Received from U.S. rail:							
40	Destined to Canadian points	"	2,775	733	-	-	-
41	Destined to U.S. points	"	-	402	-	43	1,543
42	Total freight traffic carried ¹	"	45,045	14,415	-	617	1,543
43	Unloaded from railway cars in Canada	"	43,220	7,783	-	-	-
44	Delivered to other railways in Canada	"	1,825	6,204	-	574	360
45	Delivered to U.S. rail connections	"	-	427	-	43	1,543
524. Gypsum wallboard and sheathing							
46	Loaded onto railway cars in Canada	carload	1,805	17	-	8	-
47	Loaded onto railway cars in Canada	ton	41,496	512	-	372	-
48	Received from other railways in Canada	"	80	4,923	-	-	434
Received from U.S. rail:							
49	Destined to Canadian points	"	2,544	528	-	3,002	13,299
50	Destined to U.S. points	"	-	20	-	3,503	47
51	Total freight traffic carried ¹	"	44,120	5,983	-	6,877	13,346
52	Unloaded from railway cars in Canada	"	43,402	5,935	-	2,916	13,299
53	Delivered to other railways in Canada	"	702	28	-	458	-
54	Delivered to U.S. rail connections	"	16	20	-	3,503	47

See footnote(s) at end of table.

TABLEAU 2. Marchandises payantes transportées par chemin de fer au Canada - année 1970 - suite

Class II - Classe II				Classes III and IV - Classes III et IV	Grand total all railways - Total général tous chemins de fer	Désignation	N°	
Ontario Northland	Pacific Great Eastern	Quebec North Shore and - et Labrador	All other - Tous autres					
Demi-produits, non comestibles (charge complète) - suite								
514. Demi-produits en amiante et en amiante-ciment communs								
-	-	-	27	-	845	wagon	Chargées sur wagons au Canada	1
-	-	-	458	-	21,678	tonne	Chargées sur wagons au Canada	2
81	-	-	858	-	8,345	"	En provenance d'autres chemins de fer au Canada	3
-	-	-	70	-	6,594	"	En provenance des États-Unis:	
-	-	-	208	-	8,660	"	A destination du Canada	4
81	-	-	1,594	50	...	"	A destination des États-Unis	5
81	-	-	577	50	33,295	"	Total du trafic marchandises transportées ¹	6
-	-	-	656	-	1,806	"	Déchargées du wagon au Canada	7
-	-	-	361	50	10,175	"	Remises aux autres chemins de fer au Canada	8
-	-	-	-	-	-	"	Remises au réseau des États-Unis	9
516. Ciment Portland ordinaire								
1	194	1,131	379	-	21,390	wagon	Chargées sur wagons au Canada	10
10	15,361	86,040	33,723	-	1,643,702	tonne	Chargées sur wagons au Canada	11
40,483	11,413	-	18,859	12,892	140,542	"	En provenance d'autres chemins de fer au Canada	12
-	83	-	7,884	-	30,965	"	En provenance des États-Unis:	
-	-	-	-	-	318	"	A destination du Canada	13
-	-	-	-	-	...	"	A destination des États-Unis	14
40,493	26,857	86,040	60,466	12,892	...	"	Total du trafic marchandises transportées ¹	15
37,266	26,857	85,095	13,833	12,892	1,541,346	"	Déchargées du wagon au Canada	16
3,227	-	945	2,931	-	194,382	"	Remises aux autres chemins de fer au Canada	17
-	-	-	43,652	-	79,798	"	Remises au réseau des États-Unis	18
518. Tuyaux en béton								
-	1	17	-	-	1,116	wagon	Chargées sur wagons au Canada	19
-	70	488	-	-	27,509	tonne	Chargées sur wagons au Canada	20
-	-	-	15,976	-	17,251	"	En provenance d'autres chemins de fer au Canada	21
-	-	-	617	-	1,430	"	En provenance des États-Unis:	
-	-	-	-	-	620	"	A destination du Canada	22
-	-	-	-	-	...	"	A destination des États-Unis	23
-	70	488	16,593	-	...	"	Total du trafic marchandises transportées ¹	24
-	488	488	16,542	-	38,209	"	Déchargées du wagon au Canada	25
-	70	-	51	-	1,481	"	Remises aux autres chemins de fer au Canada	26
-	-	-	-	-	7,120	"	Remises au réseau des États-Unis	27
520. Demi-produits en ciment et en béton communs n.d.a.								
8	13	12	13	-	4,320	wagon	Chargées sur wagons au Canada	28
314	953	417	370	-	280,912	tonne	Chargées sur wagons au Canada	29
1,222	448	-	41,346	-	45,886	"	En provenance d'autres chemins de fer au Canada	30
-	-	-	340	-	6,615	"	En provenance des États-Unis:	
-	-	-	43	-	4,387	"	A destination du Canada	31
-	-	-	-	-	...	"	A destination des États-Unis	32
1,536	1,401	417	42,099	-	...	"	Total du trafic marchandises transportées ¹	33
1,421	1,320	327	539	-	259,547	"	Déchargées du wagon au Canada	34
115	81	90	789	-	32,769	"	Remises aux autres chemins de fer au Canada	35
-	-	-	40,771	-	45,482	"	Remises au réseau des États-Unis	36
522. Plâtre								
-	-	-	1	-	1,803	wagon	Chargées sur wagons au Canada	37
-	-	-	20	-	44,403	tonne	Chargées sur wagons au Canada	38
25	-	-	319	-	12,445	"	En provenance d'autres chemins de fer au Canada	39
-	-	-	1,237	-	4,745	"	En provenance des États-Unis:	
-	-	-	-	-	1,988	"	A destination du Canada	40
-	-	-	-	-	...	"	A destination des États-Unis	41
25	-	-	1,576	-	...	"	Total du trafic marchandises transportées ¹	42
25	-	-	1,272	-	52,300	"	Déchargées du wagon au Canada	43
-	-	-	304	-	9,267	"	Remises aux autres chemins de fer au Canada	44
-	-	-	-	-	2,013	"	Remises au réseau des États-Unis	45
524. Panneaux et revêtements en gypse								
-	-	-	1	-	1,831	wagon	Chargées sur wagons au Canada	46
-	-	-	15	-	42,395	tonne	Chargées sur wagons au Canada	47
-	-	-	159	79	5,677	"	En provenance d'autres chemins de fer au Canada	48
-	-	-	6,773	-	26,146	"	En provenance des États-Unis:	
-	-	-	-	-	3,570	"	A destination du Canada	49
-	-	-	-	-	...	"	A destination des États-Unis	50
-	-	-	6,947	79	...	"	Total du trafic marchandises transportées ¹	51
-	-	-	5,255	79	70,886	"	Déchargées du wagon au Canada	52
-	-	-	1,692	-	3,316	"	Remises aux autres chemins de fer au Canada	53
-	-	-	-	-	3,566	"	Remises au réseau des États-Unis	54

Voir renvoi(s) à la fin du tableau.

TABLE 2. Revenue Freight Carried by Railways within Canada - Year 1970 - Continued

No.	Commodity	Class I - Classe I		Class II - Classe II			
		Canadian National - Canadien National	Canadian Pacific - Canadien Pacifique	Algoma Central	Canada Southern (Penn. Central)	Chesapeake and Ohio	Northern Alberta
Fabricated materials, inedible (C.L.) - Concluded							
526. Gypsum basic products, n.e.s.							
1	Loaded onto railway cars in Canada	carload	32	1	-	1	-
2	Loaded onto railway cars in Canada	ton	886	27	-	26	-
3	Received from other railways in Canada	"	-	49	-	-	40
Received from U.S. rail:							
4	Destined to Canadian points	"	404	-	-	81	-
5	Destined to U.S. points	"	-	-	-	-	-
6	Total freight traffic carried ¹	"	1,290	76	-	107	40
7	Unloaded from railway cars in Canada	"	1,252	76	-	81	40
8	Delivered to other railways in Canada	"	38	-	-	26	-
9	Delivered to U.S. rail connections	"	-	-	-	-	-
528. Lime, hydrated and quick							
10	Loaded onto railway cars in Canada	carload	6,845	3,226	-	31	-
11	Loaded onto railway cars in Canada	ton	387,809	221,831	-	2,248	-
12	Received from other railways in Canada	"	11,278	11,248	4,518	656	6,872
Received from U.S. rail:							
13	Destined to Canadian points	"	1,222	1,898	-	616	72
14	Destined to U.S. points	"	1,404	80	-	5,590	41,939
15	Total freight traffic carried ¹	"	401,713	235,057	4,518	9,110	42,011
16	Unloaded from railway cars in Canada	"	324,545	151,867	151	484	72
17	Delivered to other railways in Canada	"	16,035	51,056	4,367	2,824	-
18	Delivered to U.S. rail connections	"	61,133	32,134	-	5,802	41,939
530. Non-metallic mineral basic products, n.e.s.							
19	Loaded onto railway cars in Canada	carload	7,201	2,947	-	295	833
20	Loaded onto railway cars in Canada	ton	113,423	86,227	-	18,061	8,796
21	Received from other railways in Canada	"	2,941	44,059	63	8,903	-
Received from U.S. rail:							
22	Destined to Canadian points	"	15,885	6,316	-	3,397	-
23	Destined to U.S. points	"	1,065	566	-	6,169	9,149
24	Total freight traffic carried ¹	"	133,314	137,168	63	36,530	17,945
25	Unloaded from railway cars in Canada	"	115,345	83,572	63	4,297	-
26	Delivered to other railways in Canada	"	8,674	34,447	-	1,938	8,796
27	Delivered to U.S. rail connections	"	9,295	19,146	-	30,295	9,149
532. Bituminous pressed or molded fabricated materials							
28	Loaded onto railway cars in Canada	carload	609	56	-	-	-
29	Loaded onto railway cars in Canada	ton	16,175	876	-	-	-
30	Received from other railways in Canada	"	-	128	-	-	-
Received from U.S. rail:							
31	Destined to Canadian points	"	791	41	-	-	-
32	Destined to U.S. points	"	-	1,148	-	-	437
33	Total freight traffic carried ¹	"	16,966	2,193	-	-	437
34	Unloaded from railway cars in Canada	"	16,645	984	-	-	-
35	Delivered to other railways in Canada	"	109	61	-	-	-
36	Delivered to U.S. rail connections	"	212	1,148	-	-	437
534. Miscellaneous fabricated materials							
37	Loaded onto railway cars in Canada	carload	239	720	1	10	-
38	Loaded onto railway cars in Canada	ton	5,015	24,578	12	342	-
39	Received from other railways in Canada	"	6,298	890	-	20	160
Received from U.S. rail:							
40	Destined to Canadian points	"	1,179	529	-	393	-
41	Destined to U.S. points	"	3,023	680	-	-	3,779
42	Total freight traffic carried ¹	"	15,515	26,657	12	755	3,779
43	Unloaded from railway cars in Canada	"	12,116	23,174	12	-	160
44	Delivered to other railways in Canada	"	257	2,824	-	735	-
45	Delivered to U.S. rail connections	"	3,140	659	-	20	3,779
(994). Total							
46	Loaded onto railway cars in Canada	carload	510,723	352,559	18,109	1,621	12,764
47	Loaded onto railway cars in Canada	ton	25,701,823	19,848,960	981,834	89,335	665,175
48	Received from other railways in Canada	"	3,139,102	2,789,268	325,438	513,413	453,022
Received from U.S. rail:							
49	Destined to Canadian points	"	2,299,136	1,051,351	-	547,992	191,701
50	Destined to U.S. points	"	1,951,443	882,609	-	973,641	1,233,911
51	Total freight traffic carried ¹	"	33,091,504	24,572,188	1,307,272	2,124,381	2,543,809
52	Unloaded from railway cars in Canada	"	21,482,802	12,918,622	192,027	201,871	585,469
53	Delivered to other railways in Canada	"	2,619,832	3,292,064	868,511	460,024	342,174
54	Delivered to U.S. rail connections	"	8,968,870	8,361,502	246,734	1,462,486	1,616,166

See footnote(s) at end of table.

TABLEAU 2. Marchandises payantes transportées par chemin de fer au Canada - année 1970 - suite

Ontario Northland	Class II - Classe II			Classes III and IV Classes III et IV	Grand total all railways Total général tous chemins de fer	Désignation	N°
	Pacific Great Eastern	Quebec North Shore and - et Labrador	All other - Tous autres				
						Demi-produits, non comestibles (charge complète) - fin	
						526. Principaux produits en gypse n.d.a.	
-	-	-	-	-	34	wagon Chargées sur wagons au Canada	1
-	-	-	-	-	939	tonne Chargées sur wagons au Canada	2
-	-	-	-	-	89	" En provenance d'autres chemins de fer au Canada	3
-	-	-	88	-	573	" En provenance des Etats-Unis:	
-	-	-	-	-	-	A destination du Canada	4
-	-	-	88	-	-	A destination des Etats-Unis	5
-	-	-	-	-	...	" Total du trafic marchandises transportées¹	6
-	-	-	-	-	1,449	" Déchargées du wagon au Canada	7
-	-	-	88	-	152	" Remises aux autres chemins de fer au Canada	8
-	-	-	-	-	-	" Remises au réseau des Etats-Unis	9
						528. Chaux ordinaire (éteinte et vive)	
-	15	-	-	-	12,117	wagon Chargées sur wagons au Canada	10
-	404	-	-	-	612,292	tonne Chargées sur wagons au Canada	11
12,326	344	-	31,469	-	78,711	" En provenance d'autres chemins de fer au Canada	12
-	67	-	5,969	-	9,844	" En provenance des Etats-Unis:	
-	-	-	-	10,995	60,008	A destination du Canada	13
12,326	815	-	37,438	10,995	...	A destination des Etats-Unis	14
11,862	815	-	8,663	-	...	" Total du trafic marchandises transportées¹	15
464	-	-	27,959	-	500,809	" Déchargées du wagon au Canada	16
-	-	-	816	10,995	107,227	" Remises aux autres chemins de fer au Canada	17
-	-	-	-	-	152,819	" Remises au réseau des Etats-Unis	18
						530. Demi-produits minéraux non métalliques communs n.d.a.	
-	-	-	149	-	11,425	wagon Chargées sur wagons au Canada	19
-	-	-	7,317	-	233,824	tonne Chargées sur wagons au Canada	20
4,135	-	-	23,901	54	91,749	" En provenance d'autres chemins de fer au Canada	21
-	-	-	23,452	-	49,050	" En provenance des Etats-Unis:	
-	-	-	1,348	25	18,322	A destination du Canada	22
1,135	-	-	66,018	79	...	A destination des Etats-Unis	23
732	-	-	5,973	54	210,386	" Total du trafic marchandises transportées¹	24
406	-	-	54,109	-	108,710	" Déchargées du wagon au Canada	25
-	-	-	5,936	25	73,848	" Remises aux autres chemins de fer au Canada	26
						" Remises au réseau des Etats-Unis	27
						532. Demi-produits bitumineux pressés ou moulés	
-	-	19	-	-	684	wagon Chargées sur wagons au Canada	28
-	-	861	-	-	17,912	tonne Chargées sur wagons au Canada	29
-	-	-	60	-	188	" En provenance d'autres chemins de fer au Canada	30
-	-	-	-	-	832	" En provenance des Etats-Unis:	
-	-	-	41	-	1,626	A destination du Canada	31
-	-	-	101	-	...	A destination des Etats-Unis	32
-	-	861	-	-	...	" Total du trafic marchandises transportées¹	33
-	-	861	-	-	18,490	" Déchargées du wagon au Canada	34
-	-	-	101	-	271	" Remises aux autres chemins de fer au Canada	35
-	-	-	-	-	1,797	" Remises au réseau des Etats-Unis	36
						534. Divers demi-produits	
-	13	-	1	1	985	wagon Chargées sur wagons au Canada	37
-	140	-	10	5	30,102	tonne Chargées sur wagons au Canada	38
15	85	-	4,948	-	12,416	" En provenance d'autres chemins de fer au Canada	39
-	-	-	870	-	2,971	" En provenance des Etats-Unis:	
-	-	-	-	-	7,462	A destination du Canada	40
-	-	-	41	-	...	A destination des Etats-Unis	41
15	225	-	5,828	5	...	" Total du trafic marchandises transportées¹	42
15	225	-	1,792	-	37,496	" Déchargées du wagon au Canada	43
-	-	-	4,036	5	7,857	" Remises aux autres chemins de fer au Canada	44
-	-	-	-	-	7,598	" Remises au réseau des Etats-Unis	45
						(994). Total	
7,628	54,267	11,143	84,355	2,550	1,063,125	wagon Chargées sur wagons au Canada	46
888,971	2,425,040	663,222	3,667,554	74,288	54,777,730	tonne Chargées sur wagons au Canada	47
905,773	220,081	51,556	3,509,779	31,299	12,331,219	" En provenance d'autres chemins de fer au Canada	48
-	3,139	-	564,733	-	4,658,052	" En provenance des Etats-Unis:	
-	-	-	289,175	383,574	5,714,353	A destination du Canada	49
1,314,744	2,648,260	714,778	8,031,241	489,161	...	A destination des Etats-Unis	50
898,956	923,475	648,359	3,175,315	31,299	40,699,379	" Total du trafic marchandises transportées¹	51
845,788	1,349,094	66,419	2,629,563	74,288	13,120,589	" Déchargées du wagon au Canada	52
-	375,691	-	2,226,363	383,574	23,661,386	" Remises aux autres chemins de fer au Canada	53
						" Remises au réseau des Etats-Unis	54

Voir renvoi(s) à la fin du tableau.

TABLE 2. Revenue Freight Carried by Railways within Canada - Year 1970 - Continued

No.	Commodity	Class I - Classe I		Class II - Classe II			
		Canadian National - Canadien National	Canadian Pacific - Canadien Pacificque	Algoma Central	Canada Southern (Penn. Central)	Chesapeake and Ohio	Northern Alberta
SECTION V							
End-products, inedible (C.L.)							
536. Power boilers							
1	Loaded onto railway cars in Canada	carload	298	175	-	-	-
2	Loaded onto railway cars in Canada	ton	8,596	4,995	-	-	-
3	Received from other railways in Canada	"	2,970	1,838	-	12	335
Received from U.S. rail:							
4	Destined to Canadian points	"	1,494	302	-	1,607	121
5	Destined to U.S. points	"	507	140	-	33	3,709
6	Total freight traffic carried ¹	"	13,567	7,275	-	1,652	4,165
7	Unloaded from railway cars in Canada	"	12,803	5,060	-	12	335
8	Delivered to other railways in Canada	"	220	1,132	-	1,607	121
9	Delivered to U.S. rail connections	"	544	1,083	-	33	3,709
538. Engines and turbines, general purpose							
10	Loaded onto railway cars in Canada	carload	243	90	-	1	-
11	Loaded onto railway cars in Canada	ton	4,814	2,819	-	57	-
12	Received from other railways in Canada	"	59	723	-	100	261
Received from U.S. rail:							
13	Destined to Canadian points	"	314	13,153	-	205	257
14	Destined to U.S. points	"	394	159	-	-	10,354
15	Total freight traffic carried ¹	"	5,581	16,854	-	362	10,872
16	Unloaded from railway cars in Canada	"	5,037	15,353	-	-	462
17	Delivered to other railways in Canada	"	21	914	-	205	56
18	Delivered to U.S. rail connections	"	523	587	-	157	10,354
539. Electric generators and motors							
19	Loaded onto railway cars in Canada	carload	118	182	-	-	-
20	Loaded onto railway cars in Canada	ton	2,669	6,552	-	-	-
21	Received from other railways in Canada	"	-	1,389	539	-	313
Received from U.S. rail:							
22	Destined to Canadian points	"	670	9,175	-	1,139	-
23	Destined to U.S. points	"	1,229	45	-	317	705
24	Total freight traffic carried ¹	"	4,568	17,161	539	1,456	1,018
25	Unloaded from railway cars in Canada	"	3,082	15,775	539	-	313
26	Delivered to other railways in Canada	"	227	675	-	1,139	15
27	Delivered to U.S. rail connections	"	1,259	711	-	317	381
540. General purpose industrial machinery, n.e.s.							
28	Loaded onto railway cars in Canada	carload	1,220	820	-	5	2
29	Loaded onto railway cars in Canada	ton	28,699	25,865	-	125	27
30	Received from other railways in Canada	"	2,365	5,159	58	238	84
Received from U.S. rail:							
31	Destined to Canadian points	"	11,196	5,994	-	21,555	338
32	Destined to U.S. points	"	743	1,668	-	8,610	2,470
33	Total freight traffic carried ¹	"	43,003	38,786	58	30,528	2,919
34	Unloaded from railway cars in Canada	"	36,104	29,990	43	322	252
35	Delivered to other railways in Canada	"	3,224	3,792	15	21,372	182
36	Delivered to U.S. rail connections	"	3,675	5,004	-	8,834	2,485
542. Conveying, elevating and materials handling equipment							
37	Loaded onto railway cars in Canada	carload	839	856	4	63	96
38	Loaded onto railway cars in Canada	ton	16,529	15,667	209	1,019	1,758
39	Received from other railways in Canada	"	3,402	8,675	79	134	73
Received from U.S. rail:							
40	Destined to Canadian points	"	6,481	5,114	-	1,353	9,710
41	Destined to U.S. points	"	2,709	2,138	-	2,152	12,559
42	Total freight traffic carried ¹	"	29,121	31,594	288	4,658	24,100
43	Unloaded from railway cars in Canada	"	24,606	24,421	288	706	1,264
44	Delivered to other railways in Canada	"	1,670	3,392	-	734	8,531
45	Delivered to U.S. rail connections	"	2,845	3,780	-	3,218	14,305
544. Construction and maintenance machinery and equipment							
46	Loaded onto railway cars in Canada	carload	1,672	567	45	1	5
47	Loaded onto railway cars in Canada	ton	36,465	16,625	917	70	112
48	Received from other railways in Canada	"	2,494	5,358	291	181	-
Received from U.S. rail:							
49	Destined to Canadian points	"	3,628	5,009	-	132	1,146
50	Destined to U.S. points	"	694	1,711	-	569	640
51	Total freight traffic carried ¹	"	43,281	28,703	1,208	952	1,898
52	Unloaded from railway cars in Canada	"	37,873	24,499	842	68	-
53	Delivered to other railways in Canada	"	2,195	1,204	366	64	1,258
54	Delivered to U.S. rail connections	"	3,213	3,000	-	820	640

See footnote(s) at end of table.

TABLEAU 2. Marchandises payantes transportées par chemin de fer au Canada - année 1970 - suite

Ontario Northland	Class II - Classe II			Classes III and IV - Classes III et IV	Grand total all railways - Total général tous chemins de fer	Désignation	N°	
	Pacific Great Eastern	Quebec North Shore and -- et Labrador	All other - Tous autres					
SECTION V								
Produits finis, non comestibles (charge complète)								
536. Chaudières								
-	-	-	-	-	473	wagon	Chargées sur wagons au Canada	1
-	-	-	-	-	13,591	tonne	Chargées sur wagons au Canada	2
36	-	-	2,521	-	7,712	"	En provenance d'autres chemins de fer au Canada	3
-	-	-	132	-	3,656	"	En provenance des États-Unis:	
-	-	-	-	-	4,404	"	A destination du Canada	4
36	-	-	2,653	15	...	"	A destination des États-Unis	5
-	-	-	109	-	18,319	"	Total du trafic marchandises transportées¹	6
36	-	-	1,725	-	4,841	"	Déchargées du wagon au Canada	7
-	-	-	819	15	6,203	"	Remises aux autres chemins de fer au Canada	8
-	-	-	-	-	-	"	Remises au réseau des États-Unis	9
538. Machines et turbines								
-	-	6	35	-	375	wagon	Chargées sur wagons au Canada	10
-	-	58	1,068	-	8,816	tonne	Chargées sur wagons au Canada	11
238	-	-	1,168	-	2,649	"	En provenance d'autres chemins de fer au Canada	12
-	-	-	28,685	-	42,614	"	En provenance des États-Unis:	
-	-	-	-	-	10,907	"	A destination du Canada	13
238	-	58	30,921	-	...	"	A destination des États-Unis	14
50	-	58	28,534	-	49,494	"	Total du trafic marchandises transportées¹	15
188	-	-	962	-	2,446	"	Déchargées du wagon au Canada	16
-	-	-	1,425	-	13,046	"	Remises aux autres chemins de fer au Canada	17
-	-	-	-	-	-	"	Remises au réseau des États-Unis	18
539. Générateurs et moteurs électriques								
-	-	305	4	-	609	wagon	Chargées sur wagons au Canada	19
-	-	9,329	50	-	18,600	tonne	Chargées sur wagons au Canada	20
-	-	686	1,335	-	4,658	"	En provenance d'autres chemins de fer au Canada	21
-	-	-	-	-	10,984	"	En provenance des États-Unis:	
-	-	-	-	-	2,308	"	A destination du Canada	22
-	-	-	-	12	...	"	A destination des États-Unis	23
-	-	10,015	1,395	12	27,281	"	Total du trafic marchandises transportées¹	24
-	-	7,552	5	-	6,172	"	Déchargées du wagon au Canada	25
-	-	2,463	1,287	-	3,097	"	Remises aux autres chemins de fer au Canada	26
-	-	-	93	12	-	"	Remises au réseau des États-Unis	27
540. Outillage industriel d'utilisation générale n.d.a.								
20	696	202	145	-	3,110	wagon	Chargées sur wagons au Canada	28
354	20,913	7,405	4,121	-	87,609	tonne	Chargées sur wagons au Canada	29
1,213	3,633	86	6,464	-	20,045	"	En provenance d'autres chemins de fer au Canada	30
-	320	-	2,766	-	42,169	"	En provenance des États-Unis:	
-	-	-	2,259	82	15,832	"	A destination du Canada	31
1,567	24,866	7,491	15,610	82	...	"	A destination des États-Unis	32
1,033	21,940	6,790	5,943	-	103,041	"	Total du trafic marchandises transportées¹	33
534	2,637	701	7,176	-	39,754	"	Déchargées du wagon au Canada	34
-	289	-	2,491	82	22,860	"	Remises aux autres chemins de fer au Canada	35
-	-	-	-	-	-	"	Remises au réseau des États-Unis	36
542. Machines et appareils de levage et de manutention et convoyeurs								
1	3	-	42	-	1,908	wagon	Chargées sur wagons au Canada	37
60	61	-	983	-	36,415	tonne	Chargées sur wagons au Canada	38
190	73	-	2,323	-	15,263	"	En provenance d'autres chemins de fer au Canada	39
-	-	-	1,175	-	23,833	"	En provenance des États-Unis:	
-	-	-	1,146	24	20,728	"	A destination du Canada	40
250	134	-	5,627	24	...	"	A destination des États-Unis	41
6	119	-	1,187	-	52,911	"	Total du trafic marchandises transportées¹	42
244	15	-	2,976	-	17,691	"	Déchargées du wagon au Canada	43
-	-	-	1,464	24	25,636	"	Remises aux autres chemins de fer au Canada	44
-	-	-	-	-	-	"	Remises au réseau des États-Unis	45
544. Machines et outillage de construction et d'entretien								
43	-	1,270	58	-	3,715	wagon	Chargées sur wagons au Canada	48
988	-	43,676	1,274	-	101,375	tonne	Chargées sur wagons au Canada	47
849	-	164	2,194	-	15,424	"	En provenance d'autres chemins de fer au Canada	48
-	-	-	5,142	-	15,057	"	En provenance des États-Unis:	
-	-	-	91	73	3,778	"	A destination du Canada	49
1,837	-	43,860	8,701	73	...	"	A destination des États-Unis	50
1,615	-	43,113	3,391	-	113,536	"	Total du trafic marchandises transportées¹	51
222	-	747	3,848	-	12,890	"	Déchargées du wagon au Canada	52
-	-	-	1,462	73	9,208	"	Remises aux autres chemins de fer au Canada	53
-	-	-	-	-	-	"	Remises au réseau des États-Unis	54

Voir renvoi(s) à la fin du tableau.

TABLE 2. Revenue Freight Carried by Railways within Canada - Year 1970 - Continued

No.	Commodity	Class I - Classe I		Class II - Classe II				
		Canadian National - Canadien National	Canadian Pacific - Canadien Pacifique	Algoma Central	Canada Southern (Penn. Central)	Chesapeake and Ohio	Northern Alberta	
End-products, inedible (C.L.) - Continued								
546. Special industry machinery, n.e.s.								
1	Loaded onto railway cars in Canada	carload	1,620	986	1	5	1	-
2	Loaded onto railway cars in Canada	ton	64,405	24,030	39	76	15	-
3	Received from other railways in Canada	"	3,164	8,571	4,242	894	-	567
Received from U.S. rail:								
4	Destined to Canadian points	"	21,288	19,723	-	7,845	1,589	-
5	Destined to U.S. points	"	565	2,844	-	-	5,779	-
6	Total freight traffic carried ¹	"	89,422	55,168	4,281	8,815	7,383	567
7	Unloaded from railway cars in Canada	"	81,787	44,818	4,189	169	30	377
8	Delivered to other railways in Canada	"	2,716	3,380	92	7,683	1,574	190
9	Delivered to U.S. rail connections	"	4,919	6,971	-	963	5,779	-
548. Agricultural machinery and equipment								
10	Loaded onto railway cars in Canada	carload	4,326	2,138	-	428	8	2
11	Loaded onto railway cars in Canada	ton	78,469	29,461	-	7,595	80	24
12	Received from other railways in Canada	"	6,069	14,267	-	3,365	-	885
Received from U.S. rail:								
13	Destined to Canadian points	"	11,830	17,601	-	5,420	326	-
14	Destined to U.S. points	"	244	1,340	-	8,812	2,979	-
15	Total freight traffic carried ¹	"	96,612	62,669	-	25,192	3,385	909
16	Unloaded from railway cars in Canada	"	86,895	31,916	-	4,996	229	861
17	Delivered to other railways in Canada	"	3,391	1,990	-	1,304	177	48
18	Delivered to U.S. rail connections	"	6,326	28,765	-	18,892	2,979	-
550. Tractors								
19	Loaded onto railway cars in Canada	carload	586	213	2	32	-	-
20	Loaded onto railway cars in Canada	ton	12,335	3,619	28	698	-	-
21	Received from other railways in Canada	"	1,540	5,054	72	1,798	20	29
Received from U.S. rail:								
22	Destined to Canadian points	"	15,110	15,972	-	1,256	5,023	-
23	Destined to U.S. points	"	49	886	-	925	4,757	-
24	Total freight traffic carried ¹	"	29,034	25,531	100	4,677	9,800	29
25	Unloaded from railway cars in Canada	"	27,254	23,406	28	761	20	148
26	Delivered to other railways in Canada	"	683	675	72	495	5,023	14
27	Delivered to U.S. rail connections	"	1,097	1,450	-	3,421	4,757	-
552. Railway rolling stock								
28	Loaded onto railway cars in Canada	carload	1,675	872	6	27	1	287
29	Loaded onto railway cars in Canada	ton	34,084	33,934	137	675	6	6,190
30	Received from other railways in Canada	"	5,507	16,975	86	114	192	1,938
Received from U.S. rail:								
31	Destined to Canadian points	"	5,557	6,918	-	12,175	363	-
32	Destined to U.S. points	"	1,725	597	-	-	6,039	-
33	Total freight traffic carried ¹	"	46,873	58,424	223	12,964	6,600	8,128
34	Unloaded from railway cars in Canada	"	44,264	49,727	223	878	179	3,406
35	Delivered to other railways in Canada	"	869	4,287	-	11,342	277	4,722
36	Delivered to U.S. rail connections	"	1,740	4,410	-	744	6,144	-
554. Passenger automobiles and chassis								
37	Loaded onto railway cars in Canada	carload	20,037	11,888	2	-	-	-
38	Loaded onto railway cars in Canada	ton	409,340	280,329	10	-	-	-
39	Received from other railways in Canada	"	25,496	39,344	-	597	36,083	5
Received from U.S. rail:								
40	Destined to Canadian points	"	106,218	29,033	-	-	16,735	-
41	Destined to U.S. points	"	2,079	-	-	8,494	65,421	-
42	Total freight traffic carried ¹	"	543,133	348,706	10	9,091	118,239	5
43	Unloaded from railway cars in Canada	"	386,257	226,254	10	-	-	-
44	Delivered to other railways in Canada	"	10,536	79,703	-	-	16,735	5
45	Delivered to U.S. rail connections	"	146,340	42,748	-	9,091	101,504	-
556. Motor vehicle engines, accessories, parts and assemblies								
46	Loaded onto railway cars in Canada	carload	14,106	9,329	-	941	2,009	2
47	Loaded onto railway cars in Canada	ton	329,461	234,493	-	47,346	75,292	23
48	Received from other railways in Canada	"	644	53,509	-	12,568	8,682	-
Received from U.S. rail:								
49	Destined to Canadian points	"	451,413	343,258	-	66,978	10,175	-
50	Destined to U.S. points	"	83,989	3,102	-	174,733	118,104	-
51	Total freight traffic carried ¹	"	865,507	634,362	-	301,625	212,253	23
52	Unloaded from railway cars in Canada	"	484,656	498,066	-	7,879	9,530	23
53	Delivered to other railways in Canada	"	49,760	29,409	-	59,099	851	-
54	Delivered to U.S. rail connections	"	331,091	106,886	-	234,647	201,872	-

See footnote(s) at end of table.

TABLEAU 2. Marchandises payantes transportées par chemin de fer au Canada - année 1970 - suite

Ontario Northland	Class II - Classe II			Classes III and IV - Classes III et IV	Grand total all railways - Total général tous chemins de fer	Désignation	N°	
	Pacific Great Eastern	Quebec North Shore and - et Labrador	All other - Tous autres					
Produits finis, non comestibles (charge complète) - suite								
546. Machines industrielles spéciales n.d.a.								
16	-	-	117	-	2,746	wagon	Chargées sur wagons au Canada	1
414	-	-	2,912	-	91,891	tonne	Chargées sur wagons au Canada	2
796	-	-	5,112	-	23,346	"	En provenance d'autres chemins de fer au Canada	3
-	-	-	8,701	-	59,146	"	En provenance des États-Unis:	
-	-	-	122	117	9,427	"	A destination du Canada	4
1,210	-	-	16,847	117	9,427	"	A destination des États-Unis	5
795	-	-	8,483	-	140,648	"	Total du trafic marchandises transportées ¹	6
415	-	-	7,437	-	23,487	"	Déchargées du wagon au Canada	7
-	-	-	927	117	19,676	"	Remises aux autres chemins de fer au Canada	8
-	-	-	-	-	-	"	Remises au réseau des États-Unis	9
548. Machines et outillages agricoles								
-	25	-	1,369	-	8,296	wagon	Chargées sur wagons au Canada	10
-	633	-	18,562	-	134,824	tonne	Chargées sur wagons au Canada	11
182	135	-	2,725	19	27,647	"	En provenance d'autres chemins de fer au Canada	12
-	-	-	7,103	-	42,280	"	En provenance des États-Unis:	
-	-	-	25	-	13,400	"	A destination du Canada	13
182	768	-	28,415	19	13,400	"	A destination des États-Unis	14
182	364	-	3,560	19	...	"	Total du trafic marchandises transportées ¹	15
-	404	-	22,255	-	129,022	"	Déchargées du wagon au Canada	16
-	-	-	2,600	-	29,569	"	Remises aux autres chemins de fer au Canada	17
-	-	-	-	-	59,562	"	Remises au réseau des États-Unis	18
550. Tracteurs								
3	1	-	135	-	972	wagon	Chargées sur wagons au Canada	19
32	58	-	2,465	-	19,235	tonne	Chargées sur wagons au Canada	20
104	-	-	644	87	9,612	"	En provenance d'autres chemins de fer au Canada	21
-	-	-	6,772	-	44,133	"	En provenance des États-Unis:	
-	-	-	284	-	6,901	"	A destination du Canada	22
135	58	-	10,165	87	...	"	A destination des États-Unis	23
118	58	-	5,376	87	...	"	Total du trafic marchandises transportées ¹	24
18	-	-	4,298	-	57,256	"	Déchargées du wagon au Canada	25
-	-	-	491	-	11,409	"	Remises aux autres chemins de fer au Canada	26
-	-	-	-	-	11,216	"	Remises au réseau des États-Unis	27
552. Matériel ferroviaire roulant								
-	64	56	91	-	3,079	wagon	Chargées sur wagons au Canada	28
-	3,817	1,726	3,043	-	83,612	tonne	Chargées sur wagons au Canada	29
477	3,473	497	12,162	-	41,421	"	En provenance d'autres chemins de fer au Canada	30
-	-	-	1,067	-	26,080	"	En provenance des États-Unis:	
-	-	-	111	-	8,472	"	A destination du Canada	31
477	7,290	2,223	16,383	-	...	"	A destination des États-Unis	32
257	6,870	1,942	12,195	-	...	"	Total du trafic marchandises transportées ¹	33
220	315	281	1,651	-	119,941	"	Déchargées du wagon au Canada	34
-	105	-	2,537	-	23,964	"	Remises aux autres chemins de fer au Canada	35
-	-	-	-	-	15,680	"	Remises au réseau des États-Unis	36
554. Voitures automobiles et châssis								
45	4	-	10,246	-	42,222	wagon	Chargées sur wagons au Canada	37
239	19	-	191,337	-	881,274	tonne	Chargées sur wagons au Canada	38
6	103	408	56,705	-	158,747	"	En provenance d'autres chemins de fer au Canada	39
-	-	-	80,363	-	232,349	"	En provenance des États-Unis:	
-	-	-	110,310	-	186,304	"	A destination du Canada	40
245	122	408	438,715	-	...	"	A destination des États-Unis	41
191	122	408	48,144	-	...	"	Total du trafic marchandises transportées ¹	42
54	-	-	78,912	-	661,386	"	Déchargées du wagon au Canada	43
-	-	-	311,659	-	185,945	"	Remises aux autres chemins de fer au Canada	44
-	-	-	-	-	611,342	"	Remises au réseau des États-Unis	45
556. Moteurs accessoires et organes de véhicules automobiles								
-	23	-	3,093	-	29,503	wagon	Chargées sur wagons au Canada	46
-	374	-	97,709	-	784,698	tonne	Chargées sur wagons au Canada	47
-	67	-	28,832	-	104,302	"	En provenance d'autres chemins de fer au Canada	48
-	-	-	230,140	-	1,101,964	"	En provenance des États-Unis:	
-	-	-	61,692	-	441,620	"	A destination du Canada	49
-	441	-	418,373	-	...	"	A destination des États-Unis	50
-	411	-	225,097	-	1,225,662	"	Total du trafic marchandises transportées ¹	51
-	30	-	33,425	-	172,574	"	Déchargées du wagon au Canada	52
-	-	-	159,851	-	1,034,347	"	Remises aux autres chemins de fer au Canada	53
-	-	-	-	-	-	"	Remises au réseau des États-Unis	54

Voir renvoi(s) à la fin du tableau.

TABLE 2. Revenue Freight Carried by Railways within Canada - Year 1970 - Continued

No.	Commodity	Class I - Classe I		Class II - Classe II				
		Canadian National - Canadien National	Canadian Pacific - Canadien Pacifique	Algoma Central	Canada Southern (Penn. Central)	Chesapeake and Ohio	Northern Alberta	
End-products, inedible (C.L.) - Continued								
558. Road motor vehicle, n.e.s.								
1	Loaded onto railway cars in Canada	carload	7,548	10,154	3	211	89	12
2	Loaded onto railway cars in Canada	ton	127,014	161,081	23	3,307	2,309	121
3	Received from other railways in Canada	"	5,971	6,491	411	67	1,259	503
Received from U.S. rail:								
4	Destined to Canadian points	"	83,483	12,979	-	3,328	269	-
5	Destined to U.S. points	"	946	268	-	2,733	8,538	-
6	Total freight traffic carried ¹	"	217,414	180,819	434	9,435	12,375	624
7	Unloaded from railway cars in Canada	"	164,501	64,946	44	3,162	65	585
8	Delivered to other railways in Canada	"	2,576	10,494	390	961	250	59
9	Delivered to U.S. rail connections	"	50,337	105,380	-	5,312	12,060	-
560. Ships and boats, aircraft and miscellaneous vehicles, n.e.s. (incl. parts and accessories)								
10	Loaded onto railway cars in Canada	carload	299	436	-	-	14	3
11	Loaded onto railway cars in Canada	ton	4,142	5,381	-	-	141	134
12	Received from other railways in Canada	"	1,428	682	-	-	414	6,003
Received from U.S. rail:								
13	Destined to Canadian points	"	1,305	629	-	17	38	-
14	Destined to U.S. points	"	194	64	-	847	334	-
15	Total freight traffic carried ¹	"	7,069	6,756	-	864	927	6,137
16	Unloaded from railway cars in Canada	"	4,621	4,907	-	-	-	123
17	Delivered to other railways in Canada	"	2,221	638	-	17	148	6,014
18	Delivered to U.S. rail connections	"	227	1,212	-	847	779	-
562. Rubber tires and tubes								
19	Loaded onto railway cars in Canada	carload	4,359	2,621	-	1	-	-
20	Loaded onto railway cars in Canada	ton	89,057	44,256	-	42	-	-
21	Received from other railways in Canada	"	699	2,153	-	492	-	138
Received from U.S. rail:								
22	Destined to Canadian points	"	1,435	1,593	-	355	-	-
23	Destined to U.S. points	"	4,622	5,806	-	21,906	4,142	-
24	Total freight traffic carried ¹	"	95,813	53,808	-	22,795	4,142	138
25	Unloaded from railway cars in Canada	"	89,556	41,535	-	-	-	136
26	Delivered to other railways in Canada	"	1,641	5,218	-	355	-	-
27	Delivered to U.S. rail connections	"	4,616	7,056	-	22,440	4,142	-
564. Communication and related equipment								
28	Loaded onto railway cars in Canada	carload	361	739	-	-	-	-
29	Loaded onto railway cars in Canada	ton	4,264	6,552	-	-	-	-
30	Received from other railways in Canada	"	68	165	-	107	-	98
Received from U.S. rail:								
31	Destined to Canadian points	"	530	479	-	511	-	-
32	Destined to U.S. points	"	50	20	-	1,910	101	-
33	Total freight traffic carried ¹	"	4,912	7,216	-	2,528	101	98
34	Unloaded from railway cars in Canada	"	4,381	5,923	-	-	-	98
35	Delivered to other railways in Canada	"	79	258	-	511	-	-
36	Delivered to U.S. rail connections	"	452	1,034	-	2,017	101	-
566. Heating equipment								
37	Loaded onto railway cars in Canada	carload	739	789	-	1	-	-
38	Loaded onto railway cars in Canada	ton	12,459	11,280	-	12	-	-
39	Received from other railways in Canada	"	2,126	743	-	-	83	58
Received from U.S. rail:								
40	Destined to Canadian points	"	2,158	889	-	101	-	-
41	Destined to U.S. points	"	366	646	-	575	4,935	-
42	Total freight traffic carried ¹	"	17,109	13,558	-	688	5,018	58
43	Unloaded from railway cars in Canada	"	16,416	11,253	-	-	83	58
44	Delivered to other railways in Canada	"	209	1,479	-	113	-	-
45	Delivered to U.S. rail connections	"	484	827	-	575	4,935	-
568. Air-conditioning and refrigeration equipment								
46	Loaded onto railway cars in Canada	carload	1,835	2,353	-	-	-	2
47	Loaded onto railway cars in Canada	ton	28,185	25,145	-	-	-	20
48	Received from other railways in Canada	"	1,197	1,309	-	9	60	75
Received from U.S. rail:								
49	Destined to Canadian points	"	5,088	2,805	-	39	407	-
50	Destined to U.S. points	"	699	1,406	-	3,245	8,555	-
51	Total freight traffic carried ¹	"	35,169	30,865	-	3,293	9,022	58
52	Unloaded from railway cars in Canada	"	28,340	26,556	-	-	441	57
53	Delivered to other railways in Canada	"	601	2,343	-	39	26	56
54	Delivered to U.S. rail connections	"	6,228	1,767	-	3,254	8,555	-

See footnote(s) at end of table.

TABLEAU 2. Marchandises payantes transportées par chemin de fer au Canada - année 1970 - suite

Ontario Northland	Class II - Classe II			Classes III and IV - Classes III et IV	Grand total all railways - Total général tous chemins de fer	Désignation	N°
	Pacific Great Eastern	Quebec North Shore and - et Labrador	All other - Tous autres				
Produits finis, non comestibles (charge complète) - suite							
558. Véhicules routiers à moteur n.d.a.							
47	12	663	681	-	19,420	wagon Chargées sur wagons au Canada	1
564	205	9,046	14,930	-	318,600	tonne Chargées sur wagons au Canada	2
338	88	392	14,823	-	30,343	" En provenance d'autres chemins de fer au Canada	3
-	-	-	31,404	-	131,463	" En provenance des États-Unis:	
-	-	-	20,439	-	32,924	" À destination du Canada	4
902	293	9,438	81,596	-	...	" À destination des États-Unis	5
410	251	9,068	27,059	-	270,071	" Total du trafic marchandises transportées ¹	6
492	42	370	22,027	-	37,661	" Déchargées du wagon au Canada	7
-	-	-	32,510	-	205,599	" Remises aux autres chemins de fer au Canada	8
-	-	-	-	-	-	" Remises au réseau des États-Unis	9
560. Bateaux, aéronefs et véhicules divers n.d.a. (y compris accessoires)							
1	12	73	23	-	861	wagon Chargées sur wagons au Canada	10
6	520	792	273	-	11,389	tonne Chargées sur wagons au Canada	11
5	353	105	1,129	-	10,119	" En provenance d'autres chemins de fer au Canada	12
-	-	-	524	-	2,513	" En provenance des États-Unis:	
-	-	-	27	-	1,466	" À destination du Canada	13
11	873	897	1,953	-	...	" À destination des États-Unis	14
11	873	787	972	-	12,294	" Total du trafic marchandises transportées ¹	15
-	-	110	894	-	10,042	" Déchargées du wagon au Canada	16
-	-	-	87	-	3,152	" Remises aux autres chemins de fer au Canada	17
-	-	-	-	-	-	" Remises au réseau des États-Unis	18
562. Pneus et chambres à air en caoutchouc							
-	7	59	101	-	7,148	wagon Chargées sur wagons au Canada	19
-	96	637	1,641	-	135,729	tonne Chargées sur wagons au Canada	20
-	-	1	11,141	-	14,624	" En provenance d'autres chemins de fer au Canada	21
-	-	-	967	-	4,350	" En provenance des États-Unis:	
-	-	-	41	-	36,517	" À destination du Canada	22
-	-	-	13,790	-	...	" À destination des États-Unis	23
-	96	638	1,757	-	133,710	" Total du trafic marchandises transportées ¹	24
-	96	628	11,751	-	18,975	" Déchargées du wagon au Canada	25
-	-	10	282	-	38,536	" Remises aux autres chemins de fer au Canada	26
-	-	-	-	-	-	" Remises au réseau des États-Unis	27
564. Matériel de communications et matériel connexe							
-	2	-	20	-	1,122	wagon Chargées sur wagons au Canada	28
-	54	-	246	-	11,116	tonne Chargées sur wagons au Canada	29
-	-	-	782	-	1,220	" En provenance d'autres chemins de fer au Canada	30
-	-	-	470	-	1,990	" En provenance des États-Unis:	
-	-	-	-	-	2,081	" À destination du Canada	31
-	-	-	1,498	-	...	" À destination des États-Unis	32
-	54	-	941	-	11,397	" Total du trafic marchandises transportées ¹	33
-	54	-	445	-	1,293	" Déchargées du wagon au Canada	34
-	-	-	112	-	3,716	" Remises aux autres chemins de fer au Canada	35
-	-	-	-	-	-	" Remises au réseau des États-Unis	36
566. Matériel de chauffage							
-	2	-	2	-	1,533	wagon Chargées sur wagons au Canada	37
-	38	-	37	-	23,826	tonne Chargées sur wagons au Canada	38
-	-	-	2,222	-	5,232	" En provenance d'autres chemins de fer au Canada	39
-	-	-	2,673	-	5,821	" En provenance des États-Unis:	
-	-	-	259	-	6,781	" À destination du Canada	40
-	38	-	5,191	-	...	" À destination des États-Unis	41
-	-	-	2,144	-	29,954	" Total du trafic marchandises transportées ¹	42
-	38	-	2,739	-	4,578	" Déchargées du wagon au Canada	43
-	-	-	308	-	7,129	" Remises aux autres chemins de fer au Canada	44
-	-	-	-	-	-	" Remises au réseau des États-Unis	45
568. Matériel de conditionnement de l'air et de réfrigération							
-	-	-	28	-	4,218	wagon Chargées sur wagons au Canada	46
-	-	-	1,047	-	54,397	tonne Chargées sur wagons au Canada	47
-	16	-	5,177	-	7,841	" En provenance d'autres chemins de fer au Canada	48
-	-	-	555	-	8,894	" En provenance des États-Unis:	
-	-	-	330	-	14,235	" À destination du Canada	49
-	16	-	7,109	-	...	" À destination des États-Unis	50
-	16	-	1,401	-	56,811	" Total du trafic marchandises transportées ¹	51
-	-	-	4,207	-	7,252	" Déchargées du wagon au Canada	52
-	-	-	1,501	-	21,305	" Remises aux autres chemins de fer au Canada	53
-	-	-	-	-	-	" Remises au réseau des États-Unis	54

Voir renvoi(s) à la fin du tableau.

TABLE 2. Revenue Freight Carried by Railways within Canada - Year 1970 - Continued

No.	Commodity	Class I - Classe I		Class II - Classe II			
		Canadian National - Canadien National	Canadian Pacific - Canadien Pacifique	Algoma Central	Canada Southern (Penn. Central)	Chesapeake and Ohio	Northern Alberta
End-products, inedible (C.L.) - Continued							
570. Plumbing equipment and fittings							
1	Loaded onto railway cars in Canada	carload	727	380	-	-	-
2	Loaded onto railway cars in Canada	ton	8,735	4,972	-	-	-
3	Received from other railways in Canada	"	380	518	-	66	-
Received from U.S. rail:							
4	Destined to Canadian points	"	322	132	-	178	-
5	Destined to U.S. points	"	-	166	-	96	390
6	Total freight traffic carried ¹	"	9,437	5,788	-	340	390
7	Unloaded from railway cars in Canada	"	8,130	3,845	-	46	-
8	Delivered to other railways in Canada	"	241	1,323	-	132	-
9	Delivered to U.S. rail connections	"	1,066	620	-	162	390
572. Electric lighting, distribution and control equipment, n.e.s.							
10	Loaded onto railway cars in Canada	carload	503	454	3	1	-
11	Loaded onto railway cars in Canada	ton	13,927	16,043	192	80	-
12	Received from other railways in Canada	"	1,391	1,481	530	35	480
Received from U.S. rail:							
13	Destined to Canadian points	"	765	213	-	318	108
14	Destined to U.S. points	"	1,134	10	-	4,829	417
15	Total freight traffic carried ¹	"	17,217	17,747	722	5,262	1,005
16	Unloaded from railway cars in Canada	"	14,997	13,318	530	115	403
17	Delivered to other railways in Canada	"	1,029	2,135	192	203	108
18	Delivered to U.S. rail connections	"	1,191	2,294	-	4,944	494
574. Furniture and fixtures							
19	Loaded onto railway cars in Canada	carload	2,823	2,350	1	2	-
20	Loaded onto railway cars in Canada	ton	36,031	32,343	9	40	-
21	Received from other railways in Canada	"	3,961	2,945	73	1,286	-
Received from U.S. rail:							
22	Destined to Canadian points	"	7,163	1,533	-	267	124
23	Destined to U.S. points	"	1,673	23,783	-	10,081	4,156
24	Total freight traffic carried ¹	"	48,828	60,604	82	11,674	4,280
25	Unloaded from railway cars in Canada	"	44,701	32,639	73	-	124
26	Delivered to other railways in Canada	"	639	5,672	9	267	-
27	Delivered to U.S. rail connections	"	3,488	22,293	-	11,407	4,156
576. Electric appliances and accessories							
28	Loaded onto railway cars in Canada	carload	2,401	2,633	-	3	-
29	Loaded onto railway cars in Canada	ton	33,528	32,297	-	38	-
30	Received from other railways in Canada	"	1,952	1,751	8	145	-
Received from U.S. rail:							
31	Destined to Canadian points	"	8,453	8,644	-	455	174
32	Destined to U.S. points	"	654	3,042	-	3,680	6,285
33	Total freight traffic carried ¹	"	44,587	45,734	8	4,318	6,459
34	Unloaded from railway cars in Canada	"	39,175	39,182	8	25	174
35	Delivered to other railways in Canada	"	320	2,868	-	468	-
36	Delivered to U.S. rail connections	"	5,092	3,684	-	3,825	6,285
577. Other equipment							
37	Loaded onto railway cars in Canada	carload	676	268	-	-	-
38	Loaded onto railway cars in Canada	ton	10,012	4,169	-	-	-
39	Received from other railways in Canada	"	215	752	-	49	-
Received from U.S. rail:							
40	Destined to Canadian points	"	1,152	511	-	231	-
41	Destined to U.S. points	"	2,981	365	-	690	709
42	Total freight traffic carried ¹	"	14,360	5,797	-	970	709
43	Unloaded from railway cars in Canada	"	11,050	4,405	-	48	-
44	Delivered to other railways in Canada	"	282	628	-	183	-
45	Delivered to U.S. rail connections	"	3,028	764	-	739	709
578. Facial tissues and paper handkerchiefs							
46	Loaded onto railway cars in Canada	carload	1,193	261	-	-	-
47	Loaded onto railway cars in Canada	ton	21,339	3,346	-	-	-
48	Received from other railways in Canada	"	-	1,149	-	182	-
Received from U.S. rail:							
49	Destined to Canadian points	"	259	133	-	-	-
50	Destined to U.S. points	"	2,724	1,807	-	1,177	8,811
51	Total freight traffic carried ¹	"	24,322	6,435	-	1,359	8,811
52	Unloaded from railway cars in Canada	"	19,670	3,960	-	-	-
53	Delivered to other railways in Canada	"	274	157	-	-	-
54	Delivered to U.S. rail connections	"	4,378	2,318	-	1,359	8,811

See footnote(s) at end of table.

TABLEAU 2. Marchandises payantes transportées par chemin de fer au Canada - année 1970 - suite

Class II - Classe II				Classes III and IV - Classes III et IV	Grand total all railways - Total général tous chemins de fer	Désignation	N°	
Ontario Northland	Pacific Great Eastern	Quebec North Shore and -- et Labrador	All other - Tous autres					
Produits finis, non comestibles (charge complète) - suite								
570. Tuyaux et garnitures								
-	1	-	7	-	1,115	wagon	Chargées sur wagons au Canada	1
-	10	-	127	-	13,844	tonne	Chargées sur wagons au Canada	2
-	21	-	2,244	-	3,229	"	En provenance d'autres chemins de fer au Canada	3
-	-	-	345	-	977	"	En provenance des États-Unis:	
-	-	-	31	-	683	"	À destination du Canada	4
-	31	-	2,747	-	...	"	À destination des États-Unis	5
-	31	-	2,240	-	14,292	"	Total du trafic marchandises transportées ¹	6
-	-	-	413	-	2,109	"	Déchargées du wagon au Canada	7
-	-	-	94	-	2,332	"	Remises aux autres chemins de fer au Canada	8
-	-	-	-	-	-	"	Remises au réseau des États-Unis	9
572. Matériel de distribution et de commande d'éclairage électrique n.d.a.								
2	28	-	7	-	998	wagon	Chargées sur wagons au Canada	10
40	646	-	402	-	31,330	tonne	Chargées sur wagons au Canada	11
857	330	-	1,877	-	7,329	"	En provenance d'autres chemins de fer au Canada	12
-	-	-	49	-	1,453	"	En provenance des États-Unis:	
-	-	-	274	-	6,664	"	À destination du Canada	13
897	976	-	2,602	-	...	"	À destination des États-Unis	14
830	903	-	506	-	31,786	"	Total du trafic marchandises transportées ¹	15
67	73	-	1,982	-	5,953	"	Déchargées du wagon au Canada	16
-	-	-	114	-	9,037	"	Remises aux autres chemins de fer au Canada	17
-	-	-	-	-	-	"	Remises au réseau des États-Unis	18
574. Meubles et agencements fixes								
8	18	-	93	-	5,295	wagon	Chargées sur wagons au Canada	19
60	116	-	1,096	-	69,731	tonne	Chargées sur wagons au Canada	20
60	25	-	6,794	-	15,243	"	En provenance d'autres chemins de fer au Canada	21
-	-	-	1,748	-	10,835	"	En provenance des États-Unis:	
-	-	-	1,379	-	41,072	"	À destination du Canada	22
176	141	-	11,017	-	...	"	À destination des États-Unis	23
134	141	-	780	-	78,662	"	Total du trafic marchandises transportées ¹	24
42	-	-	6,643	-	13,281	"	Déchargées du wagon au Canada	25
-	-	-	3,594	-	44,938	"	Remises aux autres chemins de fer au Canada	26
-	-	-	-	-	-	"	Remises au réseau des États-Unis	27
576. Appareils électriques et accessoires								
-	43	183	39	-	5,302	wagon	Chargées sur wagons au Canada	28
-	1,250	3,017	629	-	75,759	tonne	Chargées sur wagons au Canada	29
70	253	-	11,144	-	15,340	"	En provenance d'autres chemins de fer au Canada	30
-	-	-	6,245	-	23,971	"	En provenance des États-Unis:	
-	-	-	205	-	13,866	"	À destination du Canada	31
70	1,503	3,017	18,223	-	...	"	À destination des États-Unis	32
70	1,503	3,017	9,265	-	97,431	"	Total du trafic marchandises transportées ¹	33
-	-	-	8,674	-	12,335	"	Déchargées du wagon au Canada	34
-	-	-	284	-	19,170	"	Remises aux autres chemins de fer au Canada	35
-	-	-	-	-	-	"	Remises au réseau des États-Unis	36
577. Autres appareils								
-	5	-	18	1	968	wagon	Chargées sur wagons au Canada	37
-	139	-	284	72	14,676	tonne	Chargées sur wagons au Canada	38
-	40	-	2,502	-	3,582	"	En provenance d'autres chemins de fer au Canada	39
-	-	-	420	-	2,314	"	En provenance des États-Unis:	
-	-	-	47	-	4,792	"	À destination du Canada	40
-	179	-	3,253	72	...	"	À destination des États-Unis	41
-	45	-	2,588	-	18,136	"	Total du trafic marchandises transportées ¹	42
-	134	-	501	72	1,824	"	Déchargées du wagon au Canada	43
-	-	-	164	-	5,404	"	Remises aux autres chemins de fer au Canada	44
-	-	-	-	-	-	"	Remises au réseau des États-Unis	45
578. Serviettes à démaquiller et mouchoirs en papier								
-	-	-	-	-	1,454	wagon	Chargées sur wagons au Canada	46
-	-	-	-	-	24,685	tonne	Chargées sur wagons au Canada	47
-	-	-	617	-	1,948	"	En provenance d'autres chemins de fer au Canada	48
-	-	-	129	-	521	"	En provenance des États-Unis:	
-	-	-	1,501	-	16,020	"	À destination du Canada	49
-	-	-	2,247	-	...	"	À destination des États-Unis	50
-	-	-	263	-	23,893	"	Total du trafic marchandises transportées ¹	51
-	-	-	1,720	-	2,151	"	Déchargées du wagon au Canada	52
-	-	-	264	-	17,130	"	Remises aux autres chemins de fer au Canada	53
-	-	-	-	-	-	"	Remises au réseau des États-Unis	54

Voir renvois(s) à la fin du tableau.

TABLE 2. Revenue Freight Carried by Railways within Canada - Year 1970 - Continued

No.	Commodity	Class I - Classe I		Class II - Classe II				
		Canadian National - Canadien National	Canadian Pacific - Canadien Pacifique	Algoma Central	Canada Southern (Penn. Central)	Chesapeake and Ohio	Northern Alberta	
End-products, inedible (C.L.) - Continued								
579. Apparel and accessories, n.e.s.								
1	Loaded onto railway cars in Canada	carload	34	70	-	-	-	5
2	Loaded onto railway cars in Canada	ton	488	1,201	-	-	-	121
3	Received from other railways in Canada	"	136	20	-	-	-	-
Received from U.S. rail:								
4	Destined to Canadian points	"	85	-	8	-	-	-
5	Destined to U.S. points	"	58	323	-	1,550	231	-
6	Total freight traffic carried ¹	"	767	1,544	-	1,558	231	121
7	Unloaded from railway cars in Canada	"	686	874	-	-	-	-
8	Delivered to other railways in Canada	"	23	336	-	8	-	121
9	Delivered to U.S. rail connections	"	58	333	-	1,550	231	-
580. Toiletries, cleaning preparations and household chemical specialties								
10	Loaded onto railway cars in Canada	carload	2,838	3,316	-	-	-	-
11	Loaded onto railway cars in Canada	ton	69,355	94,530	-	-	-	-
12	Received from other railways in Canada	"	624	2,155	-	-	256	25
Received from U.S. rail:								
13	Destined to Canadian points	"	1,784	1,703	-	2,512	-	-
14	Destined to U.S. points	"	1,476	482	-	6,464	9,270	-
15	Total freight traffic carried ¹	"	73,239	98,870	-	8,976	9,526	25
16	Unloaded from railway cars in Canada	"	69,119	91,296	-	-	256	-
17	Delivered to other railways in Canada	"	353	6,929	-	2,512	-	25
18	Delivered to U.S. rail connections	"	3,767	644	-	6,464	9,270	-
582. Paper napkins, towels and toilet paper								
19	Loaded onto railway cars in Canada	carload	5,535	1,014	-	-	-	-
20	Loaded onto railway cars in Canada	ton	118,290	14,635	-	-	-	-
21	Received from other railways in Canada	"	542	2,270	-	2,222	-	11
Received from U.S. rail:								
22	Destined to Canadian points	"	2,479	3,589	-	31	-	-
23	Destined to U.S. points	"	29,332	6,104	-	8,000	12,598	-
24	Total freight traffic carried ¹	"	150,643	26,598	-	10,253	12,598	11
25	Unloaded from railway cars in Canada	"	107,726	17,078	-	-	-	11
26	Delivered to other railways in Canada	"	12,753	3,015	-	31	-	11
27	Delivered to U.S. rail connections	"	30,164	6,506	-	10,222	12,598	-
584. Tableware, paper								
28	Loaded onto railway cars in Canada	carload	377	448	-	-	-	-
29	Loaded onto railway cars in Canada	ton	7,398	5,664	-	-	-	-
30	Received from other railways in Canada	"	5,539	3,600	-	1,126	-	-
Received from U.S. rail:								
31	Destined to Canadian points	"	2,562	847	-	302	-	-
32	Destined to U.S. points	"	24,999	12,789	-	-	1,325	-
33	Total freight traffic carried ¹	"	40,498	22,900	-	1,428	1,325	-
34	Unloaded from railway cars in Canada	"	11,952	4,004	-	13	-	-
35	Delivered to other railways in Canada	"	2,722	3,020	-	302	-	-
36	Delivered to U.S. rail connections	"	25,824	15,875	-	1,113	1,325	-
586. Kitchen utensils, cutlery and tableware, n.e.s. (exc. silverware)								
37	Loaded onto railway cars in Canada	carload	78	11	-	-	-	-
38	Loaded onto railway cars in Canada	ton	1,391	143	-	-	-	-
39	Received from other railways in Canada	"	61	18	-	34	-	-
Received from U.S. rail:								
40	Destined to Canadian points	"	451	49	-	11	-	-
41	Destined to U.S. points	"	151	239	-	2,282	296	-
42	Total freight traffic carried ¹	"	2,054	449	-	2,327	296	-
43	Unloaded from railway cars in Canada	"	1,699	197	-	-	-	-
44	Delivered to other railways in Canada	"	35	5	-	11	-	-
45	Delivered to U.S. rail connections	"	320	247	-	2,316	296	-
588. Household and personal equipment, n.e.s.								
46	Loaded onto railway cars in Canada	carload	1,123	1,358	2	3	-	-
47	Loaded onto railway cars in Canada	ton	17,810	22,578	15	73	-	-
48	Received from other railways in Canada	"	1,211	6,430	-	206	12	224
Received from U.S. rail:								
49	Destined to Canadian points	"	2,412	1,107	-	282	48	-
50	Destined to U.S. points	"	4,032	3,006	-	3,918	12,290	-
51	Total freight traffic carried ¹	"	25,465	33,121	15	4,479	12,350	224
52	Unloaded from railway cars in Canada	"	11,584	23,169	5	99	52	224
53	Delivered to other railways in Canada	"	1,162	1,260	10	204	8	-
54	Delivered to U.S. rail connections	"	12,719	8,693	-	4,176	12,290	-

See footnote(s) at end of table.

TABLEAU 2. Marchandises payantes transportées par chemin de fer au Canada - année 1970 - suite

Ontario Northland	Class II - Classe II			Classes III and IV — Classes III et IV	Grand total all railways — Total général tous chemins de fer	Désignation	N°
	Pacific Great Eastern	Quebec North Shore and -- et Labrador	All other — Tous autres				
						Produits finis, non comestibles (charge complète) - suite	
						579. Ornaments et accessoires n.d.a.	
	I				110	wagon Chargées sur wagons au Canada	1
	1				1,811	tonne Chargées sur wagons au Canada	2
			134		290	" En provenance d'autres chemins de fer au Canada	3
			60		153	" En provenance des États-Unis:	
			13		2,175	" A destination du Canada	4
	1		207		...	" A destination des États-Unis	5
	I				1,561	" Total du trafic marchandises transportées ¹	6
			119		607	" Déchargées du wagon au Canada	7
			88		2,260	" Remises aux autres chemins de fer au Canada	8
						" Remises au réseau des États-Unis	9
						580. Produits de nettoyage (pour toilette, vaisselle, etc.)	
	3				6,157	wagon Chargées sur wagons au Canada	10
	30				163,915	tonne Chargées sur wagons au Canada	11
79	407		26,770		30,316	" En provenance d'autres chemins de fer au Canada	12
			1,885		7,884	" En provenance des États-Unis:	
			1,989		19,681	" A destination du Canada	13
79	437		30,644		...	" A destination des États-Unis	14
38	437		13,481		174,627	" Total du trafic marchandises transportées ¹	15
41			15,174		25,034	" Déchargées du wagon au Canada	16
			1,989		22,134	" Remises aux autres chemins de fer au Canada	17
						" Remises au réseau des États-Unis	18
						582. Napperons et serviettes en papier et papier de toilette	
					6,549	wagon Chargées sur wagons au Canada	19
38			2,780		132,925	tonne Chargées sur wagons au Canada	20
			169		7,864	" En provenance d'autres chemins de fer au Canada	21
			2,627		6,268	" En provenance des États-Unis:	
31			5,576		58,661	" A destination du Canada	22
32			1,215		...	" A destination des États-Unis	23
			3,219		126,069	" Total du trafic marchandises transportées ¹	24
			1,142		19,018	" Déchargées du wagon au Canada	25
					60,632	" Remises aux autres chemins de fer au Canada	26
						" Remises au réseau des États-Unis	27
						584. Articles de table en papier	
					825	wagon Chargées sur wagons au Canada	28
					13,062	tonne Chargées sur wagons au Canada	29
			1,822		12,087	" En provenance d'autres chemins de fer au Canada	30
			66		3,777	" En provenance des États-Unis:	
			3,332		42,445	" A destination du Canada	31
			5,220		...	" A destination des États-Unis	32
			848		...	" Total du trafic marchandises transportées ¹	33
			3,986		16,817	" Déchargées du wagon au Canada	34
			386		10,030	" Remises aux autres chemins de fer au Canada	35
					44,523	" Remises au réseau des États-Unis	36
						586. Ustensiles de cuisine, services de table et coutellerie n.d.a. (à l'exclusion de l'argenterie)	
	2				91	wagon Chargées sur wagons au Canada	37
	30				1,564	tonne Chargées sur wagons au Canada	38
	164		595		872	" En provenance d'autres chemins de fer au Canada	39
			35		546	" En provenance des États-Unis:	
			14		2,982	" A destination du Canada	40
	194		644		...	" A destination des États-Unis	41
	194		580		2,670	" Total du trafic marchandises transportées ¹	42
			10		61	" Déchargées du wagon au Canada	43
			54		3,233	" Remises aux autres chemins de fer au Canada	44
						" Remises au réseau des États-Unis	45
						588. Articles de ménage n.d.a.	
3	3	36	103		2,631	wagon Chargées sur wagons au Canada	46
30	40	371	1,065		41,982	tonne Chargées sur wagons au Canada	47
28		13	2,644		10,768	" En provenance d'autres chemins de fer au Canada	48
			1,449		5,298	" En provenance des États-Unis:	
			7,180		30,426	" A destination du Canada	49
58	40	384	12,338		...	" A destination des États-Unis	50
48	40	346	2,179		...	" Total du trafic marchandises transportées ¹	51
10		38	8,601		37,746	" Déchargées du wagon au Canada	52
			1,558		11,293	" Remises aux autres chemins de fer au Canada	53
					39,436	" Remises au réseau des États-Unis	54

Voir renvoi(s) à la fin du tableau.

TABLE 2. Revenue Freight Carried by Railways within Canada - Year 1970 - Continued

No.	Commodity	Class I - Classe I		Class II - Classe II			
		Canadian National - Canadien National	Canadian Pacific - Canadien Pacifique	Algoma Central	Canada Southern (Penn. Central)	Chesapeake and Ohio	Northern Alberta
End-products, inedible (C.L.) - Continued							
590. Medicinal and pharmaceutical products and supplies including ophthalmic goods and orthopaedic appliances							
1	Loaded onto railway cars in Canada	carload	443	336	-	-	24
2	Loaded onto railway cars in Canada	ton	6,994	6,294	-	-	1,249
3	Received from other railways in Canada	"	1,829	307	-	-	-
Received from U.S. rail:							
4	Destined to Canadian points	"	996	1,194	-	19	-
5	Destined to U.S. points	"	255	1,203	-	2,976	1,886
6	Total freight traffic carried ¹	"	10,074	8,998	-	2,995	3,135
7	Unloaded from railway cars in Canada	"	9,034	4,804	-	-	-
8	Delivered to other railways in Canada	"	39	2,883	-	19	-
9	Delivered to U.S. rail connections	"	1,001	1,311	-	2,976	3,135
592. Printed matter							
10	Loaded onto railway cars in Canada	carload	378	824	-	-	-
11	Loaded onto railway cars in Canada	ton	9,897	13,851	-	-	-
12	Received from other railways in Canada	"	129	685	-	39	-
Received from U.S. rail:							
13	Destined to Canadian points	"	2,618	6,319	-	139	-
14	Destined to U.S. points	"	409	3,880	-	10,931	1,045
15	Total freight traffic carried ¹	"	13,053	24,735	-	11,109	1,045
16	Unloaded from railway cars in Canada	"	11,985	20,206	-	-	-
17	Delivered to other railways in Canada	"	75	458	-	139	-
18	Delivered to U.S. rail connections	"	993	4,070	-	10,970	1,045
594. Stationers' supplies, photographic goods, musical instruments and recreational supplies							
19	Loaded onto railway cars in Canada	carload	715	528	-	-	-
20	Loaded onto railway cars in Canada	ton	16,654	7,043	-	-	-
21	Received from other railways in Canada	"	351	184	-	68	-
Received from U.S. rail:							
22	Destined to Canadian points	"	1,410	719	-	379	67
23	Destined to U.S. points	"	3,150	2,811	-	4,625	3,333
24	Total freight traffic carried ¹	"	21,565	10,757	-	5,072	3,400
25	Unloaded from railway cars in Canada	"	12,869	7,773	-	-	67
26	Delivered to other railways in Canada	"	519	159	-	379	-
27	Delivered to U.S. rail connections	"	8,177	2,826	-	4,693	3,333
596. Firearms, weapons and ammunition							
28	Loaded onto railway cars in Canada	carload	624	139	-	-	-
29	Loaded onto railway cars in Canada	ton	15,701	4,431	-	-	-
30	Received from other railways in Canada	"	2,382	272	-	703	-
Received from U.S. rail:							
31	Destined to Canadian points	"	402	261	-	-	76
32	Destined to U.S. points	"	1,523	96	-	2,818	1,385
33	Total freight traffic carried ¹	"	20,008	5,060	-	3,521	1,461
34	Unloaded from railway cars in Canada	"	13,166	1,390	-	-	-
35	Delivered to other railways in Canada	"	743	3,521	-	-	76
36	Delivered to U.S. rail connections	"	6,099	150	-	3,521	1,385
598. Prefabricated buildings and structures							
37	Loaded onto railway cars in Canada	carload	1,449	286	-	-	3
38	Loaded onto railway cars in Canada	ton	20,775	6,326	-	-	16
39	Received from other railways in Canada	"	562	301	12	91	-
Received from U.S. rail:							
40	Destined to Canadian points	"	1,151	178	-	80	48
41	Destined to U.S. points	"	63	993	-	-	431
42	Total freight traffic carried ¹	"	22,551	7,798	12	171	495
43	Unloaded from railway cars in Canada	"	21,007	5,448	12	65	-
44	Delivered to other railways in Canada	"	647	1,347	-	15	64
45	Delivered to U.S. rail connections	"	897	1,002	-	91	431
600. Miscellaneous products, n.e.s.							
46	Loaded onto railway cars in Canada	carload	55	197	-	-	-
47	Loaded onto railway cars in Canada	ton	781	3,247	-	-	35
48	Received from other railways in Canada	"	116	23	-	12	24
Received from U.S. rail:							
49	Destined to Canadian points	"	139	149	-	-	-
50	Destined to U.S. points	"	316	-	-	312,808	250
51	Total freight traffic carried ¹	"	1,352	3,419	-	312,820	274
52	Unloaded from railway cars in Canada	"	976	2,253	-	-	24
53	Delivered to other railways in Canada	"	56	1,034	-	-	-
54	Delivered to U.S. rail connections	"	320	132	-	312,820	250

See footnote(s) at end of table.

TABLEAU 2. Marchandises payantes transportées par chemin de fer au Canada - année 1970 - suite

Ontario Northland	Class II - Classe II			Classes III and IV - Classes III et IV	Grand total all railways - Total général tous chemins de fer	Désignation	N°
	Pacific Great Eastern	Quebec North Shore and - et Labrador	All other - Tous autres				
						Produits finis, non comestibles (charge complète) - suite	
						590. Produits médicaux et pharmaceutiques, y compris produits ophtalmiques et appareils orthopédiques	
-	-	-	-	-	803	wagon Chargées sur wagons au Canada	1
-	-	-	-	-	14,537	tonne Chargées sur wagons au Canada	2
-	-	-	1,464	-	3,600	" En provenance d'autres chemins de fer au Canada	3
-	-	-	-	-	2,588	" En provenance des États-Unis:	
-	-	-	379	-	8,945	" A destination du Canada	4
-	-	-	2,625	-	...	" A destination des États-Unis	5
-	-	-	4,468	-	...	" Total du trafic marchandises transportées ¹	6
-	-	-	1,305	-	15,143	" Déchargées du wagon au Canada	7
-	-	-	484	-	3,425	" Remises aux autres chemins de fer au Canada	8
-	-	-	2,679	-	11,102	" Remises au réseau des États-Unis	9
						592. Imprimés	
-	-	-	2	-	1,204	wagon Chargées sur wagons au Canada	10
-	-	-	33	-	23,781	tonne Chargées sur wagons au Canada	11
-	-	-	738	-	1,591	" En provenance d'autres chemins de fer au Canada	12
-	-	-	-	-	10,871	" En provenance des États-Unis:	
-	-	-	1,795	-	16,422	" A destination du Canada	13
-	-	-	157	-	...	" A destination des États-Unis	14
-	-	-	2,723	-	...	" Total du trafic marchandises transportées ¹	15
-	-	-	2,020	-	34,211	" Déchargées du wagon au Canada	16
-	-	-	478	-	1,150	" Remises aux autres chemins de fer au Canada	17
-	-	-	225	-	17,303	" Remises au réseau des États-Unis	18
						594. Articles de papeterie et photographique, instruments de musique et articles d'amusement	
-	-	-	27	-	1,270	wagon Chargées sur wagons au Canada	19
-	-	-	82	-	23,779	tonne Chargées sur wagons au Canada	20
12	-	-	1,310	-	1,925	" En provenance d'autres chemins de fer au Canada	21
-	-	-	-	-	7,063	" En provenance des États-Unis:	
-	-	-	4,488	-	14,747	" A destination du Canada	22
-	-	-	828	-	...	" A destination des États-Unis	23
12	-	-	6,708	-	...	" Total du trafic marchandises transportées ¹	24
13	-	-	5,058	-	25,779	" Déchargées du wagon au Canada	25
-	-	-	674	-	1,731	" Remises aux autres chemins de fer au Canada	26
-	-	-	976	-	20,005	" Remises au réseau des États-Unis	27
						596. Armes à feu, armes et munitions	
-	-	-	-	-	763	wagon Chargées sur wagons au Canada	28
-	-	-	-	-	20,132	tonne Chargées sur wagons au Canada	29
-	-	-	1,473	-	5,167	" En provenance d'autres chemins de fer au Canada	30
-	-	-	-	-	4,179	" En provenance des États-Unis:	
-	-	-	3,440	-	5,822	" A destination du Canada	31
-	-	-	-	-	...	" A destination des États-Unis	32
-	-	-	4,913	-	...	" Total du trafic marchandises transportées ¹	33
-	-	-	-	-	14,808	" Déchargées du wagon au Canada	34
-	-	-	4,143	-	8,568	" Remises aux autres chemins de fer au Canada	35
-	-	-	770	-	11,925	" Remises au réseau des États-Unis	36
						598. Bâtiments et ouvrages préfabriqués	
-	9	582	8	-	2,344	wagon Chargées sur wagons au Canada	37
-	99	4,911	190	-	32,415	tonne Chargées sur wagons au Canada	38
198	133	-	2,547	-	5,506	" En provenance d'autres chemins de fer au Canada	39
-	-	-	615	-	2,072	" En provenance des États-Unis:	
-	-	-	-	-	1,487	" A destination du Canada	40
-	-	-	-	-	...	" A destination des États-Unis	41
198	232	4,911	3,352	-	...	" Total du trafic marchandises transportées ¹	42
198	232	3,321	1,664	-	32,865	" Déchargées du wagon au Canada	43
-	-	1,090	1,389	-	5,894	" Remises aux autres chemins de fer au Canada	44
-	-	-	299	-	2,720	" Remises au réseau des États-Unis	45
						600. Divers produits n.d.a.	
-	7	-	63	-	323	wagon Chargées sur wagons au Canada	46
-	70	-	2,322	-	6,455	tonne Chargées sur wagons au Canada	47
-	10	-	4,018	-	4,977	" En provenance d'autres chemins de fer au Canada	48
-	-	-	4,705	-	4,993	" En provenance des États-Unis:	
-	-	-	19	-	313,393	" A destination du Canada	49
-	-	-	-	-	...	" A destination des États-Unis	50
-	80	-	11,064	-	...	" Total du trafic marchandises transportées ¹	51
-	80	-	8,651	-	12,786	" Déchargées du wagon au Canada	52
-	-	-	2,317	-	3,414	" Remises aux autres chemins de fer au Canada	53
-	-	-	96	-	313,618	" Remises au réseau des États-Unis	54

Voir renvoi(s) à la fin du tableau.

TABLE 2. Revenue Freight Carried by Railways within Canada - Year 1970 - Continued

No.	Commodity	Class I - Classe I		Class II - Classe II				
		Canadian National - Canadien National	Canadian Pacific - Canadien Pacifique	Algoma Central	Canada Southern (Penn. Central)	Chesapeake and Ohio	Northern Alberta	
End-products, inedible (C.L.) - Continued								
602. Metal containers								
1	Loaded onto railway cars in Canada	carload	11,831	2,969	-	-	160	5
2	Loaded onto railway cars in Canada	ton	171,944	46,454	-	-	1,410	60
3	Received from other railways in Canada	"	2,930	9,803	12	579	1,170	1,398
Received from U.S. rail:								
4	Destined to Canadian points	"	2,699	1,800	-	555	-	-
5	Destined to U.S. points	"	365	553	-	2,659	2,606	-
6	Total freight traffic carried ¹	"	177,938	58,610	12	3,793	5,186	1,458
7	Unloaded from railway cars in Canada	"	165,905	56,159	12	510	2,559	312
8	Delivered to other railways in Canada	"	10,476	1,423	-	555	-	1,146
9	Delivered to U.S. rail connections	"	1,557	1,028	-	2,728	2,627	-
604. Glass containers								
10	Loaded onto railway cars in Canada	carload	591	529	-	1	148	-
11	Loaded onto railway cars in Canada	ton	14,769	13,542	-	19	2,968	-
12	Received from other railways in Canada	"	450	3,956	-	-	37	-
Received from U.S. rail:								
13	Destined to Canadian points	"	8,383	922	-	9,396	3,639	-
14	Destined to U.S. points	"	3,347	266	-	3,762	3,001	-
15	Total freight traffic carried ¹	"	26,949	18,686	-	13,177	9,645	-
16	Unloaded from railway cars in Canada	"	22,019	17,582	-	8,794	3,676	-
17	Delivered to other railways in Canada	"	1,549	786	-	602	2,881	-
18	Delivered to U.S. rail connections	"	3,381	317	-	3,781	3,088	-
606. Bags, paper								
19	Loaded onto railway cars in Canada	carload	700	836	-	-	-	-
20	Loaded onto railway cars in Canada	ton	18,407	20,217	-	-	-	-
21	Received from other railways in Canada	"	3,838	620	-	-	269	-
Received from U.S. rail:								
22	Destined to Canadian points	"	2,202	399	-	1,194	60	-
23	Destined to U.S. points	"	511	2,949	-	2,002	2,154	-
24	Total freight traffic carried ¹	"	24,958	24,185	-	3,196	2,483	-
25	Unloaded from railway cars in Canada	"	23,298	16,153	-	686	329	-
26	Delivered to other railways in Canada	"	825	4,935	-	508	-	-
27	Delivered to U.S. rail connections	"	835	3,096	-	2,002	2,154	-
608. Other paper containers								
28	Loaded onto railway cars in Canada	carload	1,478	1,098	-	1	270	-
29	Loaded onto railway cars in Canada	ton	23,652	15,952	-	15	1,960	-
30	Received from other railways in Canada	"	4,158	4,624	-	146	-	71
Received from U.S. rail:								
31	Destined to Canadian points	"	3,677	937	-	214	-	-
32	Destined to U.S. points	"	815	761	-	2,562	8,203	-
33	Total freight traffic carried ¹	"	32,302	22,274	-	2,937	10,163	71
34	Unloaded from railway cars in Canada	"	26,895	17,513	-	115	1,960	71
35	Delivered to other railways in Canada	"	1,890	3,505	-	114	-	-
36	Delivered to U.S. rail connections	"	3,517	1,256	-	2,708	8,203	-
610. Wooden containers								
37	Loaded onto railway cars in Canada	carload	570	431	-	28	-	-
38	Loaded onto railway cars in Canada	ton	10,119	5,718	-	467	-	-
39	Received from other railways in Canada	"	1,582	1,196	-	12	-	80
Received from U.S. rail:								
40	Destined to Canadian points	"	3,385	13,263	-	1,234	2,599	-
41	Destined to U.S. points	"	110	610	-	208	36	-
42	Total freight traffic carried ¹	"	15,196	20,787	-	1,921	2,635	80
43	Unloaded from railway cars in Canada	"	14,577	18,925	-	1,163	2,599	-
44	Delivered to other railways in Canada	"	298	807	-	508	-	80
45	Delivered to U.S. rail connections	"	321	1,054	-	250	36	-
612. Shipping and distribution containers and closures, n.e.s. (not C.O.F.C.)								
46	Loaded onto railway cars in Canada	carload	8,349	1,129	-	1	5	-
47	Loaded onto railway cars in Canada	ton	108,934	13,313	-	15	90	-
48	Received from other railways in Canada	"	1,636	767	-	61	-	15
Received from U.S. rail:								
49	Destined to Canadian points	"	2,466	1,327	-	62	165	-
50	Destined to U.S. points	"	3,992	1,345	-	1,827	2,179	-
51	Total freight traffic carried ¹	"	117,028	16,752	-	1,965	2,434	15
52	Unloaded from railway cars in Canada	"	111,805	13,972	-	15	153	15
53	Delivered to other railways in Canada	"	1,183	747	-	47	12	-
54	Delivered to U.S. rail connections	"	4,040	2,034	-	1,903	2,269	-

See footnote(s) at end of table.

TABLEAU 2. Marchandises payantes transportées par chemin de fer au Canada - année 1970 - suite

Class II - Classe II				Classes III and IV	Grand total all railways	Désignation	N°
Ontario Northland	Pacific Great Eastern	Quebec North Shore and - et Labrador	All other - Tous autres	Classes III et IV	Total général tous chemins de fer		
Produits finis, non comestibles (charge complète) - suite							
602. Conteneurs métalliques							
-	2	22	42	1	15,032	wagon Chargées sur wagons au Canada	1
-	32	223	1,186	9	221,318	tonne Chargées sur wagons au Canada	2
12	-	-	1,463	12	17,379	" En provenance d'autres chemins de fer au Canada	3
-	-	-	1,078	-	6,132	" En provenance des Etats-Unis:	
-	-	-	60	-	6,243	" A destination du Canada	4
12	32	223	3,787	21	...	" A destination des Etats-Unis	5
12	32	216	679	12	226,408	" Total du trafic marchandises transportées ¹	6
-	-	7	2,223	9	15,839	" Déchargées du wagon au Canada	7
-	-	-	885	-	8,825	" Remises aux autres chemins de fer au Canada	8
-	-	-	-	-	-	" Remises au réseau des Etats-Unis	9
604. Conteneurs en verre							
-	4	-	84	-	1,357	wagon Chargées sur wagons au Canada	10
-	67	-	1,839	-	33,204	tonne Chargées sur wagons au Canada	11
-	-	-	1,026	-	5,469	" En provenance d'autres chemins de fer au Canada	12
-	-	-	2,280	-	24,620	" En provenance des Etats-Unis:	
-	-	-	-	-	10,376	" A destination du Canada	13
-	67	-	5,145	-	...	" A destination des Etats-Unis	14
-	32	-	2,348	-	54,451	" Total du trafic marchandises transportées ¹	15
-	35	-	2,797	-	8,650	" Déchargées du wagon au Canada	16
-	-	-	-	-	10,567	" Remises aux autres chemins de fer au Canada	17
-	-	-	-	-	-	" Remises au réseau des Etats-Unis	18
606. Sacs en papier							
-	6	1	-	-	1,543	wagon Chargées sur wagons au Canada	19
325	70	9	698	-	38,703	tonne Chargées sur wagons au Canada	20
-	-	-	-	-	6,350	" En provenance d'autres chemins de fer au Canada	21
-	-	-	135	-	3,990	" En provenance des Etats-Unis:	
825	-	-	57	18	7,691	" A destination du Canada	22
343	70	9	890	18	...	" A destination des Etats-Unis	23
-	70	-	284	-	41,745	" Total du trafic marchandises transportées ¹	24
-	-	9	594	-	6,871	" Déchargées du wagon au Canada	25
-	-	-	12	18	8,117	" Remises aux autres chemins de fer au Canada	26
-	-	-	-	-	-	" Remises au réseau des Etats-Unis	27
608. Autres conteneurs en papier							
120	-	-	222	-	3,189	wagon Chargées sur wagons au Canada	28
2,641	-	-	2,542	-	46,762	tonne Chargées sur wagons au Canada	29
2,185	-	-	1,256	-	12,442	" En provenance d'autres chemins de fer au Canada	30
-	-	-	776	-	5,604	" En provenance des Etats-Unis:	
-	-	-	637	120	13,098	" A destination du Canada	31
4,826	-	-	5,213	120	...	" A destination des Etats-Unis	32
548	-	-	1,501	-	48,603	" Total du trafic marchandises transportées ¹	33
4,278	-	-	3,212	-	12,999	" Déchargées du wagon au Canada	34
-	-	-	500	120	16,304	" Remises aux autres chemins de fer au Canada	35
-	-	-	-	-	-	" Remises au réseau des Etats-Unis	36
610. Conteneurs en bois							
-	17	-	1	-	1,047	wagon Chargées sur wagons au Canada	37
-	236	-	49	-	16,589	tonne Chargées sur wagons au Canada	38
-	-	-	953	-	3,823	" En provenance d'autres chemins de fer au Canada	39
-	-	-	1,481	-	21,962	" En provenance des Etats-Unis:	
-	-	-	-	-	964	" A destination du Canada	40
-	236	-	2,483	-	...	" A destination des Etats-Unis	41
-	236	-	1,556	-	39,056	" Total du trafic marchandises transportées ¹	42
-	-	-	762	-	2,455	" Déchargées du wagon au Canada	43
-	-	-	165	-	1,826	" Remises aux autres chemins de fer au Canada	44
-	-	-	-	-	-	" Remises au réseau des Etats-Unis	45
612. Conteneurs et autres emballages et caisses pour les expéditions n.d.a. (autres que rail-route)							
-	-	-	20	-	9,504	wagon Chargées sur wagons au Canada	46
-	-	-	292	-	122,644	tonne Chargées sur wagons au Canada	47
12	-	-	3,083	-	5,574	" En provenance d'autres chemins de fer au Canada	48
-	-	-	397	-	4,417	" En provenance des Etats-Unis:	
-	-	-	2,923	-	12,266	" A destination du Canada	49
12	-	-	6,695	-	...	" A destination des Etats-Unis	50
13	-	-	1,537	-	127,509	" Total du trafic marchandises transportées ¹	51
-	-	-	2,152	-	4,141	" Déchargées du wagon au Canada	52
-	-	-	3,006	-	13,252	" Remises aux autres chemins de fer au Canada	53
-	-	-	-	-	-	" Remises au réseau des Etats-Unis	54

Voir renvoi(s) à la fin du tableau.

TABLE 2. Revenue Freight Carried by Railways within Canada - Year 1970 - Continued

No.	Commodity	Class I - Classe I		Class II - Classe II			
		Canadian National - Canadien National	Canadian Pacific - Canadien Pacifique	Algoma Central	Canada Southern (Penn. Central)	Chesapeake and Ohio	Northern Alberta
End-products, inedible (C.L.) - Concluded							
614. Containers and closures, n.e.s. (not C.O.F.C.)							
1	Loaded onto railway cars in Canada	carload	19	5	-	-	2
2	Loaded onto railway cars in Canada	ton	454	271	-	-	21
3	Received from other railways in Canada	"	348	156	-	-	-
Received from U.S. rail:							
4	Destined to Canadian points	"	10	9	-	7	-
5	Destined to U.S. points	"	-	-	-	-	-
6	Total freight traffic carried ¹	"	812	436	-	7	21
7	Unloaded from railway cars in Canada	"	807	365	-	-	-
8	Delivered to other railways in Canada	"	5	71	-	7	21
9	Delivered to U.S. rail connections	"	-	-	-	-	-
616. Paper end products							
10	Loaded onto railway cars in Canada	carload	4,377	660	-	2	-
11	Loaded onto railway cars in Canada	ton	108,827	16,571	-	84	-
12	Received from other railways in Canada	"	1,285	8,392	-	110	44
Received from U.S. rail:							
13	Destined to Canadian points	"	3,189	1,667	-	639	98
14	Destined to U.S. points	"	169	1,408	-	-	35
15	Total freight traffic carried ¹	"	113,470	28,038	-	833	133
16	Unloaded from railway cars in Canada	"	83,301	22,402	-	379	24
17	Delivered to other railways in Canada	"	28,492	2,015	-	260	98
18	Delivered to U.S. rail connections	"	1,677	3,621	-	194	35
618. Plastic end products							
19	Loaded onto railway cars in Canada	carload	918	599	-	1	-
20	Loaded onto railway cars in Canada	ton	15,284	5,787	-	43	-
21	Received from other railways in Canada	"	593	647	-	690	-
Received from U.S. rail:							
22	Destined to Canadian points	"	3,138	746	-	365	-
23	Destined to U.S. points	"	1,301	1,366	-	-	2,318
24	Total freight traffic carried ¹	"	20,316	8,546	-	1,098	2,318
25	Unloaded from railway cars in Canada	"	17,070	2,383	-	-	-
26	Delivered to other railways in Canada	"	1,777	809	-	365	-
27	Delivered to U.S. rail connections	"	1,469	5,353	-	733	2,318
620. Remaining end products							
28	Loaded onto railway cars in Canada	carload	434	576	-	-	145
29	Loaded onto railway cars in Canada	ton	8,903	13,337	-	-	2,713
30	Received from other railways in Canada	"	776	2,288	-	59	-
Received from U.S. rail:							
31	Destined to Canadian points	"	6,490	4,762	-	567	16
32	Destined to U.S. points	"	2,323	9,184	-	4,574	2,467
33	Total freight traffic carried ¹	"	18,492	29,571	-	5,200	5,196
34	Unloaded from railway cars in Canada	"	14,623	19,857	-	19	16
35	Delivered to other railways in Canada	"	212	375	-	548	2,617
36	Delivered to U.S. rail connections	"	3,657	9,339	-	4,633	2,563
(995). Total							
37	Loaded onto railway cars in Canada	carload	113,120	68,913	69	1,759	2,980
38	Loaded onto railway cars in Canada	ton	2,181,386	1,356,459	1,579	61,896	90,146
39	Received from other railways in Canada	"	104,176	229,715	6,413	28,597	50,107
Received from U.S. rail:							
40	Destined to Canadian points	"	799,440	543,739	-	143,461	53,719
41	Destined to U.S. points	"	189,667	102,381	-	630,380	348,228
42	Total freight traffic carried ¹	"	3,274,669	2,232,294	7,992	864,334	542,200
43	Unloaded from railway cars in Canada	"	2,428,259	1,605,557	6,846	31,045	25,595
44	Delivered to other railways in Canada	"	151,458	203,206	1,146	115,427	41,073
45	Delivered to U.S. rail connections	"	694,952	423,531	-	717,862	475,532
SECTION VI							
Special types of traffic (C.L.)							
622. Shipping containers returned empty (not C.O.F.C.)							
46	Loaded onto railway cars in Canada	carload	8,816	8,914	82	-	3
47	Loaded onto railway cars in Canada	ton	130,101	138,762	1,226	-	45
48	Received from other railways in Canada	"	25,446	16,250	108	1,225	34
Received from U.S. rail:							
49	Destined to Canadian points	"	10,945	3,009	18	639	173
50	Destined to U.S. points	"	2,088	4,170	-	1,026	5,715
51	Total freight traffic carried ¹	"	168,580	162,191	1,352	2,890	5,967
52	Unloaded from railway cars in Canada	"	143,678	141,237	123	26	187
53	Delivered to other railways in Canada	"	22,470	7,898	1,229	613	20
54	Delivered to U.S. rail connections	"	2,432	13,056	-	2,251	5,760

See footnote(s) at end of table.

TABLEAU 2. Marchandises payantes transportées par chemin de fer au Canada - année 1970 - suite

Class II - Classe II				Classes III and IV - Classes III et IV	Grand total all railways - Total général tous chemins de fer	Désignation	N°	
Ontario Northland	Pacific Great Eastern	Quebec North Shore and - et Labrador	All other - Tous autres					
Produits finis, non comestibles (charge complète) - fin								
614. Conteneurs et caisses n.d.a. (autres que rail-route)								
-	17	-	-	-	43	wagon	Chargées sur wagons au Canada	1
-	303	-	-	-	1,049	tonne	Chargées sur wagons au Canada	2
-	328	-	-	-	832	"	En provenance d'autres chemins de fer au Canada	3
-	-	-	-	-	26	"	En provenance des États-Unis:	
-	-	-	-	-	-	"	A destination du Canada	4
-	-	-	-	-	-	"	A destination des États-Unis	5
-	631	-	-	-	...	"	Total du trafic marchandises transportées ¹	6
-	488	-	-	-	1,660	"	Déchargées du wagon au Canada	7
-	143	-	-	-	247	"	Remises aux autres chemins de fer au Canada	8
-	-	-	-	-	-	"	Remises au réseau des États-Unis	9
616. Produits finis en papier								
-	-	-	-	-	5,039	wagon	Chargées sur wagons au Canada	10
-	-	-	-	-	125,482	tonne	Chargées sur wagons au Canada	11
16,601	12	-	1,828	-	28,272	"	En provenance d'autres chemins de fer au Canada	12
-	-	-	-	-	-	"	En provenance des États-Unis:	
-	-	-	932	-	6,525	"	A destination du Canada	13
-	-	-	92	8	1,712	"	A destination des États-Unis	14
16,601	12	-	2,852	8	...	"	Total du trafic marchandises transportées ¹	15
-	12	-	1,260	-	107,378	"	Déchargées du wagon au Canada	16
16,601	-	-	1,575	-	49,061	"	Remises aux autres chemins de fer au Canada	17
-	-	-	17	8	5,552	"	Remises au réseau des États-Unis	18
618. Produits finis en plastique								
-	1	-	4	-	1,523	wagon	Chargées sur wagons au Canada	19
-	15	-	57	-	21,186	tonne	Chargées sur wagons au Canada	20
34	-	-	1,187	-	3,151	"	En provenance d'autres chemins de fer au Canada	21
-	-	-	-	-	-	"	En provenance des États-Unis:	
-	5	-	728	-	4,982	"	A destination du Canada	22
-	-	-	198	5	5,188	"	A destination des États-Unis	23
34	20	-	2,170	5	...	"	Total du trafic marchandises transportées ¹	24
34	20	-	670	-	20,177	"	Déchargées du wagon au Canada	25
-	-	-	1,281	-	4,232	"	Remises aux autres chemins de fer au Canada	26
-	-	-	219	5	10,097	"	Remises au réseau des États-Unis	27
620. Autres produits finis								
-	1	-	8	-	1,164	wagon	Chargées sur wagons au Canada	28
-	79	-	260	-	25,292	tonne	Chargées sur wagons au Canada	29
184	-	-	1,136	-	4,494	"	En provenance d'autres chemins de fer au Canada	30
-	-	-	-	-	-	"	En provenance des États-Unis:	
-	-	-	2,850	-	14,685	"	A destination du Canada	31
-	-	-	8	-	18,556	"	A destination des États-Unis	32
184	79	-	4,254	-	...	"	Total du trafic marchandises transportées ¹	33
184	79	-	2,900	-	37,729	"	Déchargées du wagon au Canada	34
-	-	-	1,246	-	4,998	"	Remises aux autres chemins de fer au Canada	35
-	-	-	108	-	20,300	"	Remises au réseau des États-Unis	36
(995). Total								
309	1,019	3,458	16,938	2	208,953	wagon	Chargées sur wagons au Canada	37
5,464	30,021	86,290	354,153	81	4,175,609	tonne	Chargées sur wagons au Canada	38
25,749	9,664	2,372	241,564	118	719,625	"	En provenance d'autres chemins de fer au Canada	39
-	-	-	-	-	-	"	En provenance des États-Unis:	
-	325	-	447,318	-	1,988,002	"	A destination du Canada	40
-	-	-	223,332	474	1,494,462	"	A destination des États-Unis	41
31,213	40,010	88,572	1,266,367	673	...	"	Total du trafic marchandises transportées ¹	42
7,751	35,750	82,746	441,676	118	4,676,732	"	Déchargées du wagon au Canada	43
23,462	3,866	5,826	284,384	81	847,914	"	Remises aux autres chemins de fer au Canada	44
-	394	-	540,307	474	2,853,052	"	Remises au réseau des États-Unis	45
SECTION VI								
Transports spéciaux (charge complète)								
622. Conteneurs vides retournés à l'expéditeur (autres que rail-route)								
700	14	392	490	-	19,416	wagon	Chargées sur wagons au Canada	46
11,415	235	4,157	8,077	-	294,064	tonne	Chargées sur wagons au Canada	47
1,612	180	263	1,529	325	46,992	"	En provenance d'autres chemins de fer au Canada	48
-	-	-	-	-	-	"	En provenance des États-Unis:	
-	-	-	2,120	-	16,904	"	A destination du Canada	49
-	-	-	1,300	316	14,615	"	A destination des États-Unis	50
13,027	415	4,420	13,026	641	...	"	Total du trafic marchandises transportées ¹	51
304	240	4,420	639	325	291,227	"	Déchargées du wagon au Canada	52
11,723	175	-	10,736	-	55,882	"	Remises aux autres chemins de fer au Canada	53
-	-	-	1,651	316	25,466	"	Remises au réseau des États-Unis	54

Voir renvoi(s) à la fin du tableau.

TABLE 2. Revenue Freight Carried by Railways within Canada - Year 1970 - Continued

No.	Commodity	Class I - Classe I		Class II - Classe II			
		Canadian National - Canadien National	Canadian Pacific - Canadien Pacifique	Algoma Central	Canada Southern (Penn. Central)	Chesapeake and Ohio	Northern Alberta
Special types of traffic (C.L.) - Continued							
624. Mixed carload freight, n.e.s.							
1	Loaded onto railway cars in Canada	carload	12,054	1,161	-	1	1
2	Loaded onto railway cars in Canada	ton	257,436	22,578	-	5	8
3	Received from other railways in Canada	"	5,068	4,497	-	76	1,517
Received from U.S. rail:							
4	Destined to Canadian points	"	8,589	7,031	-	145	1,157
5	Destined to U.S. points	"	6,860	7,274	-	-	72,639
6	Total freight traffic carried ¹	"	277,953	41,380	-	226	73,817
7	Unloaded from railway cars in Canada	"	268,942	31,774	-	75	21
8	Delivered to other railways in Canada	"	2,087	1,594	-	75	1,157
9	Delivered to U.S. rail connections	"	6,924	8,012	-	76	72,639
626. Freight forwarder and shipper association traffic							
10	Loaded onto railway cars in Canada	carload	30,725	48,169	-	-	-
11	Loaded onto railway cars in Canada	ton	527,692	688,386	-	-	-
12	Received from other railways in Canada	"	58,861	8,378	-	-	-
Received from U.S. rail:							
13	Destined to Canadian points	"	47,054	11,726	-	-	-
14	Destined to U.S. points	"	5,565	-	-	-	4,145
15	Total freight traffic carried ¹	"	639,172	708,490	-	-	4,145
16	Unloaded from railway cars in Canada	"	621,273	682,331	-	-	-
17	Delivered to other railways in Canada	"	10,807	25,957	-	-	-
18	Delivered to U.S. rail connections	"	7,092	202	-	-	4,145
628. Piggyback (T.Q.F.C.) motor common carrier trailers (Plans I and V) ²							
19	Loaded onto railway cars in Canada	carload	28,721	93,289	-	-	-
20	Loaded onto railway cars in Canada	ton	523,033	1,771,826	-	-	-
21	Received from other railways in Canada	"	90	131	-	-	171
Received from U.S. rail:							
22	Destined to Canadian points	"	5	571	-	-	185
23	Destined to U.S. points	"	2	130	-	-	1,959
24	Total freight traffic carried ¹	"	523,130	1,772,658	-	-	2,144
25	Unloaded from railway cars in Canada	"	523,099	1,771,511	-	-	185
26	Delivered to other railways in Canada	"	3	375	-	-	5
27	Delivered to U.S. rail connections	"	28	772	-	-	1,959
630. Piggyback (C.O.F.C.) motor common carrier containers (Plans I and V) ²							
28	Loaded onto railway cars in Canada	carload	16,153	10,142	-	-	-
29	Loaded onto railway cars in Canada	ton	316,892	368,448	-	-	-
30	Received from other railways in Canada	"	-	-	-	-	-
Received from U.S. rail:							
31	Destined to Canadian points	"	-	254	-	-	-
32	Destined to U.S. points	"	-	322	-	-	-
33	Total freight traffic carried ¹	"	316,892	369,024	-	-	-
34	Unloaded from railway cars in Canada	"	316,892	364,152	-	-	-
35	Delivered to other railways in Canada	"	-	278	-	-	-
36	Delivered to U.S. rail connections	"	-	4,594	-	-	-
632. Piggyback (T.O.F.C.) other trailers (Plans III, IV and open traffic) ²							
37	Loaded onto railway cars in Canada	carload	75	-	-	-	-
38	Loaded onto railway cars in Canada	ton	1,190	-	-	-	-
39	Received from other railways in Canada	"	-	-	40	-	-
Received from U.S. rail:							
40	Destined to Canadian points	"	-	-	-	-	-
41	Destined to U.S. points	"	82	-	-	129	2,066
42	Total freight traffic carried ¹	"	1,272	-	40	129	2,066
43	Unloaded from railway cars in Canada	"	1,190	-	40	-	-
44	Delivered to other railways in Canada	"	-	-	-	-	-
45	Delivered to U.S. rail connections	"	82	-	-	129	2,066
634. Piggyback (C.O.F.C.) other containers (Plans III, IV and open traffic) ²							
46	Loaded onto railway cars in Canada	carload	-	-	-	-	-
47	Loaded onto railway cars in Canada	ton	-	-	-	-	-
48	Received from other railways in Canada	"	-	-	-	-	-
Received from U.S. rail:							
49	Destined to Canadian points	"	-	-	-	-	-
50	Destined to U.S. points	"	-	-	-	-	-
51	Total freight traffic carried ¹	"	-	-	-	-	-
52	Unloaded from railway cars in Canada	"	-	-	-	-	-
53	Delivered to other railways in Canada	"	-	-	-	-	-
54	Delivered to U.S. rail connections	"	-	-	-	-	-

See footnote(s) at end of table.

TABLEAU 2. Marchandises payantes transportées par chemin de fer au Canada - année 1970 - suite

Ontario Northland	Class II - Classe II			Classes III and IV - Classes III et IV	Grand total all railways - Total général tous chemins de fer	Désignation	N°
	Pacific Great Eastern	Quebec North Shore and - et Labrador	All other - Tous autres				
						Transports spéciaux (charge complète) - suite	
						624. Chargements mixtes, n.d.a.	
1	63	1,727	507	-	15,515	wagon Chargées sur wagons au Canada	1
54	1,407	41,606	9,264	-	332,358	tonne Chargées sur wagons au Canada	2
72	5,719	85	705	-	17,760	" En provenance d'autres chemins de fer au Canada	3
-	475	-	87,504	-	104,901	" En provenance des États-Unis:	
-	-	-	30,833	-	117,606	" A destination du Canada	4
126	7,601	41,691	128,306	-	-	" A destination des États-Unis	5
72	7,565	41,146	93,971	-	443,646	" Total du trafic marchandises transportées ¹	6
54	36	545	1,199	-	8,192	" Déchargées du wagon au Canada	7
-	-	-	33,136	-	120,787	" Remises aux autres chemins de fer au Canada	8
						" Remises au réseau des États-Unis	9
						626. Trafic des maisons d'expédition et des groupements d'expéditeurs	
-	-	-	83	-	78,977	wagon Chargées sur wagons au Canada	10
122	-	-	1,544	-	1,217,622	tonne Chargées sur wagons au Canada	11
-	-	-	116,610	-	183,971	" En provenance d'autres chemins de fer au Canada	12
-	-	-	24,407	-	83,187	" En provenance des États-Unis:	
122	-	-	3,918	-	13,628	" A destination du Canada	13
122	-	-	146,479	-	-	" A destination des États-Unis	14
122	-	-	29,359	-	1,333,085	" Total du trafic marchandises transportées ¹	15
-	-	-	111,821	-	148,585	" Déchargées du wagon au Canada	16
-	-	-	5,299	-	16,738	" Remises aux autres chemins de fer au Canada	17
						" Remises au réseau des États-Unis	18
						628. Piggyback - remorques (rail-route) des transporteurs publics (Plans I et V) ²	
45	965	473	770	-	124,263	wagon Chargées sur wagons au Canada	19
363	23,959	6,355	7,105	-	2,332,643	tonne Chargées sur wagons au Canada	20
2,287	-	-	-	-	2,599	" En provenance d'autres chemins de fer au Canada	21
-	-	-	-	-	761	" En provenance des États-Unis:	
-	-	-	-	-	2,091	" A destination du Canada	22
1,542	23,959	6,355	7,105	-	-	" A destination des États-Unis	23
2,387	23,959	6,355	7,105	-	-	" Total du trafic marchandises transportées ¹	24
365	-	-	-	-	750	" Déchargées du wagon au Canada	25
-	-	-	-	-	2,759	" Remises aux autres chemins de fer au Canada	26
						" Remises au réseau des États-Unis	27
						630. Piggyback - conteneurs (rail-route) des transporteurs publics (Plans I et V) ²	
-	-	-	-	-	26,295	wagon Chargées sur wagons au Canada	28
10	-	-	-	-	685,340	tonne Chargées sur wagons au Canada	29
-	-	-	-	-	10	" En provenance d'autres chemins de fer au Canada	30
-	-	-	-	-	254	" En provenance des États-Unis:	
-	-	-	-	-	322	" A destination du Canada	31
10	-	-	-	-	-	" A destination des États-Unis	32
10	-	-	-	-	-	" Total du trafic marchandises transportées ¹	33
-	-	-	-	-	681,054	" Déchargées du wagon au Canada	34
-	-	-	-	-	278	" Remises aux autres chemins de fer au Canada	35
-	-	-	-	-	4,594	" Remises au réseau des États-Unis	36
						632. Piggyback - autres remorques (rail-route) (Plans III, IV et tarif général) ²	
-	-	-	-	-	75	wagon Chargées sur wagons au Canada	37
-	-	-	-	-	1,190	tonne Chargées sur wagons au Canada	38
-	-	-	-	-	40	" En provenance d'autres chemins de fer au Canada	39
-	-	-	26,874	-	26,874	" En provenance des États-Unis:	
-	-	-	-	-	2,277	" A destination du Canada	40
-	-	-	26,874	-	-	" A destination des États-Unis	41
-	-	-	26,874	-	-	" Total du trafic marchandises transportées ¹	42
-	-	-	-	-	28,104	" Déchargées du wagon au Canada	43
-	-	-	-	-	-	" Remises aux autres chemins de fer au Canada	44
-	-	-	-	-	2,277	" Remises au réseau des États-Unis	45
						634. Piggyback - autres conteneurs (rail-route) (Plans III, IV et tarif général) ²	
-	-	-	-	-	-	wagon Chargées sur wagons au Canada	46
-	-	-	-	-	-	tonne Chargées sur wagons au Canada	47
-	-	-	-	-	-	" En provenance d'autres chemins de fer au Canada	48
-	-	-	-	-	-	" En provenance des États-Unis:	
-	-	-	-	-	-	" A destination du Canada	49
-	-	-	-	-	-	" A destination des États-Unis	50
-	-	-	-	-	-	" Total du trafic marchandises transportées ¹	51
-	-	-	-	-	-	" Déchargées du wagon au Canada	52
-	-	-	-	-	-	" Remises aux autres chemins de fer au Canada	53
-	-	-	-	-	-	" Remises au réseau des États-Unis	54

Voir renvoi(s) à la fin du tableau.

TABLE 2. Revenue Freight Carried by Railways within Canada - Year 1970 - Concluded

No.	Commodity	Class I - Classe I		Class II - Classe II				
		Canadian National	Canadian Pacific	Algoma Central	Canada Southern (Penn. Central)	Chesapeake and Ohio	Northern Alberta	
		Canadien National	Canadien Pacifique					
Special types of traffic (C.L.) - Concluded								
(1996). Total								
1	Loaded onto railway cars in Canada	carload	96,544	161,675	82	1	3	6
2	Loaded onto railway cars in Canada	ton	1,756,344	2,990,000	1,226	5	45	54
3	Received from other railways in Canada	"	89,465	29,256	148	1,301	55	1,708
Received from U.S. rail:								
4	Destined to Canadian points	"	66,593	22,591	18	784	1,515	-
5	Destined to U.S. points	"	14,597	11,896	-	1,155	86,524	-
6	Total freight traffic carried ¹	"	1,926,999	3,053,743	1,392	3,245	88,139	1,762
7	Unloaded from railway cars in Canada	"	1,675,074	2,991,005	163	101	393	292
8	Delivered to other railways in Canada	"	35,367	36,102	1,229	688	1,177	1,470
9	Delivered to U.S. rail connections	"	16,558	26,636	-	2,456	86,569	-
(1997). Grand total, carload traffic								
10	Loaded onto railway cars in Canada	carload	1,600,418	1,262,799	61,265	13,089	22,397	28,291
11	Loaded onto railway cars in Canada	ton	77,109,835	65,015,166	3,528,225	671,629	1,110,598	1,436,955
12	Received from other railways in Canada	"	8,746,630	6,446,837	401,796	1,059,007	527,569	1,271,931
Received from U.S. rail:								
13	Destined to Canadian points	"	5,989,639	3,596,843	18	1,368,835	640,012	-
14	Destined to U.S. points	"	2,512,521	2,141,208	-	2,676,096	3,840,501	-
15	Total freight traffic carried ¹	"	94,358,625	77,200,054	3,930,039	5,775,567	6,118,680	2,708,886
16	Unloaded from railway cars in Canada	"	75,901,784	59,262,143	2,487,672	487,360	1,090,945	201,552
17	Delivered to other railways in Canada	"	5,199,571	5,941,873	1,031,852	1,321,812	594,905	2,507,334
18	Delivered to U.S. rail connections	"	13,257,270	11,996,038	410,515	3,966,395	4,432,830	-
SECTION VII								
Non-carload freight								
640. Non-carload shipments (L.C.L., express etc.)								
19	Loaded onto railway cars in Canada	carload	-	-	-
20	Loaded onto railway cars in Canada	ton	995,938	168,709	1,439	-	-	50
21	Received from other railways in Canada	"	10,151	1,097	2,081	-	-	-
Received from U.S. rail:								
22	Destined to Canadian points	"	1,530	2,539	-	-	-	-
23	Destined to U.S. points	"	361	264	-	-	-	-
24	Total freight traffic carried ¹	"	1,007,980	172,609	3,520	-	-	50
25	Unloaded from railway cars in Canada	"	997,036	170,291	3,283	-	-	-
26	Delivered to other railways in Canada	"	8,904	307	237	-	-	50
27	Delivered to U.S. rail connections	"	2,040	2,011	-	-	-	-
(1998). Grand total, carload and non-carload traffic								
28	Loaded onto railway cars in Canada	carload
29	Loaded onto railway cars in Canada	ton	78,105,773	65,183,875	3,529,664	671,629	1,110,598	1,437,005
30	Received from other railways in Canada	"	8,756,781	6,447,934	403,877	1,059,007	527,569	1,271,931
Received from U.S. rail:								
31	Destined to Canadian points	"	5,991,169	3,599,382	18	1,368,835	640,012	-
32	Destined to U.S. points	"	2,512,882	2,141,472	-	2,676,096	3,840,501	-
33	Total freight traffic carried ¹	"	95,366,605	77,372,663	3,933,559	5,775,567	6,118,680	2,708,936
34	Unloaded from railway cars in Canada	"	76,898,820	59,432,434	2,490,955	487,360	1,090,945	201,552
35	Delivered to other railways in Canada	"	5,208,475	5,942,180	1,032,089	1,321,812	594,905	2,507,384
36	Delivered to U.S. rail connections	"	13,259,310	11,998,049	410,515	3,966,395	4,432,830	-

¹ Includes all traffic carried by each individual railway. Traffic received from other railways in Canada will thus also be included in the totals for one or more other railways.

² Excludes railway-owned (Plan II) trailers and containers for which data included under appropriate commodities according to trailer or container contents.

TABLEAU 2. Marchandises payantes transportées par chemin de fer au Canada - année 1970 - fin

Ontario Northland	Class II - Classe II			Classes III and IV - Classes III et IV	Grand total all railways - Total général tous chemins de fer	Désignation	N°
	Pacific Great Eastern	Quebec North Shore and - et Labrador	All other - Tous autres				
Transports spéciaux (charge complète) - fin							
(996). Total							
746	1,042	2,592	1,850	-	264,541	wagon Chargées sur wagons au Canada	1
11,834	25,601	52,118	25,990	-	4,863,217	tonne Chargées sur wagons au Canada	2
4,023	5,899	348	118,844	325	251,372	En provenance d'autres chemins de fer au Canada	3
-	475	-	140,905	-	232,881	En provenance des Etats-Unis:	
-	-	-	36,051	316	150,539	A destination du Canada	4
15,857	31,975	52,466	321,790	641	5,111,701	A destination des Etats-Unis	5
2,715	31,764	51,921	157,948	325	213,687	Total du trafic marchandises transportées ¹	6
13,142	211	545	123,756	-	172,621	Déchargées du wagon au Canada	7
-	-	-	40,086	316	-	Remises aux autres chemins de fer au Canada	8
-	-	-	-	-	-	Remises au réseau des Etats-Unis	9
(997). Total du trafic, charge complète							
56,999	94,001	254,856	366,440	4,606	3,765,161	wagon Chargées sur wagons au Canada	10
4,296,244	4,477,123	22,573,443	26,319,719	144,365	206,683,302	tonne Chargées sur wagons au Canada	11
1,370,817	264,523	6,455,172	13,087,078	57,483	39,688,843	En provenance d'autres chemins de fer au Canada	12
-	4,261	-	2,011,122	-	13,610,730	En provenance des Etats-Unis:	
-	-	-	691,500	501,580	12,363,406	A destination du Canada	13
5,667,061	4,745,907	29,026,615	42,109,419	703,428	41,524,419	A destination des Etats-Unis	14
899,056	2,757,657	22,551,598	26,276,765	57,483	191,974,015	Total du trafic marchandises transportées ¹	15
4,768,005	1,588,633	6,477,017	11,949,052	144,365	38,847,847	Déchargées du wagon au Canada	16
-	399,617	-	3,883,602	501,580	-	Remises aux autres chemins de fer au Canada	17
-	-	-	-	-	-	Remises au réseau des Etats-Unis	18
SECTION VII							
Trafic des chargements de détail							
640. Expéditions de marchandises de détail (tarifs, grande et petite vitesse)							
-	28,213	20,420	4,232	83	1,228,087	wagon Chargées sur wagons au Canada	19
41	-	341	2,058	933	16,702	tonne Chargées sur wagons au Canada	20
-	-	-	7,720	-	11,789	En provenance d'autres chemins de fer au Canada	21
-	-	-	171	161	957	En provenance des Etats-Unis:	
44	28,213	29,761	14,181	1,177	-	A destination du Canada	22
20	28,213	27,924	11,982	933	1,239,682	A destination des Etats-Unis	23
24	-	1,837	814	83	12,256	Total du trafic marchandises transportées ¹	24
-	-	-	1,385	161	5,597	Déchargées du wagon au Canada	25
-	-	-	-	-	-	Remises aux autres chemins de fer au Canada	26
-	-	-	-	-	-	Remises au réseau des Etats-Unis	27
(998). Total, charges complètes et chargements de détail							
4,296,247	4,505,336	22,602,863	26,323,951	144,448	207,911,389	wagon Chargées sur wagons au Canada	28
1,370,858	264,523	6,455,513	13,089,136	58,416	39,705,545	tonne Chargées sur wagons au Canada	29
-	4,261	-	2,018,842	-	13,622,519	En provenance d'autres chemins de fer au Canada	30
-	-	-	691,671	501,741	12,364,363	En provenance des Etats-Unis:	
5,667,105	4,774,120	29,058,376	42,123,600	704,605	41,524,419	A destination du Canada	31
899,076	2,785,870	22,579,522	26,288,747	58,416	193,213,697	A destination des Etats-Unis	32
4,768,029	1,588,633	6,478,854	11,949,866	144,448	38,853,444	Total du trafic marchandises transportées ¹	33
-	399,617	-	3,884,987	501,741	-	Déchargées du wagon au Canada	34
-	-	-	-	-	-	Remises aux autres chemins de fer au Canada	35
-	-	-	-	-	-	Remises au réseau des Etats-Unis	36

¹ Comprend l'ensemble du trafic marchandises effectué par chaque société ferroviaire individuelle. Les marchandises provenant d'autres sociétés ferroviaires du Canada seront ainsi également incluses dans les totaux pour une société ferroviaire ou plus.

² Non compris les remorques et conteneurs qui sont la propriété des compagnies ferroviaires (plan II) et dont le fret a été classé par type de marchandise suivant le contenu de la remorque ou conteneur.



Bulletins publiés par la
Division des transports et des services d'utilité publique
sur la

STATISTIQUE DU TRANSPORT FERROVIAIRE

Numéro de catalogue	Titre Périodiques
52 - 001	Chargements ferroviaires (mensuel) bil. Nombre de wagons chargés et volume du fret payant chargé dans l'est et l'ouest du Canada, pour 70 produits.
52 - 002	Trafic-marchandises ferroviaire (trimestriel) bil. Fret payant transporté par chemin de fer au Canada, pour plus de 300 produits, par province.
52 - 003	Statistique de l'exploitation des chemins de fer (mensuel) bil. Statistiques des finances, du trafic et de l'exploitation des transporteurs ferroviaires du Canada.
52 - 004	Bulletin de service sur le transport par rail (hors série) bil. Communiqués paraissant avant la publication des bulletins réguliers et résultats d'études spéciales.

Publications annuelles

52 - 201	Canadian National Railways Statistiques de la situation financière et de l'exploitation de l'ensemble du système depuis 1923.
52 - 202	Canadian Pacific Railway Company Statistiques de la situation financière et de l'exploitation de l'ensemble du système depuis 1923.
52 - 204	Railway Express Statistique de la situation financière, de l'exploitation, de l'emploi et de la distance parcourue des messageries.
52 - 205	Railway Freight Traffic Résumé des publications de l'année du bulletin trimestriel 52 - 002 avec données régionales supplémentaires.
52 - 206	Railway Operating Statistics Résumé des publications de l'année du bulletin mensuel 52 - 003.
52 - 207	Railway Transport: Part I Résumé comparatif des statistiques. Statistiques des accidents.
52 - 208	Railway Transport: Part II Statistiques de la situation financière.
52 - 209	Railway Transport: Part III Statistiques du matériel, des voies et du carburant.
52 - 210	Railway Transport: Part IV Statistiques de l'exploitation et du trafic.
52 - 211	Transport ferroviaire: Partie V. Bil. Marchandises transportées, par grands groupes de produits.
52 - 212	Railway Transport: Part VI Statistiques de l'emploi.

Outre les publications ci-dessus énumérées, Statistique Canada publie une grande variété de rapports statistiques sur le Canada tant dans le domaine économique que social. On peut se procurer gratuitement un catalogue complet des publications courantes à Statistique Canada, Ottawa (Canada), K1A 0T6.



1010702756

Transportation and Public Utilities Division
dealing with**RAILWAY TRANSPORT STATISTICS**

Catalogue number	Title Periodical
52-001	Railway Carloadings (Monthly) Bil. Cars and tons of revenue freight loaded in Eastern and Western Canada, by 70 commodities.
52-002	Railway Freight Traffic (Quarterly) Bil. Revenue freight carried by railways in Canada, by over 300 commodities and by province.
52-003	Railway Operating Statistics (Monthly) Bil. Financial, traffic and operating statistics of railways in Canada.
52-004	Railway Transport Service Bulletin (Occasional) Bil. Summary releases in advance of regular publications and results of special studies.

Annual

52-201	Canadian National Railways Financial and operating statistics of the entire system from 1923.
52-202	Canadian Pacific Railway Company Financial and operating statistics of the entire system from 1923.
52-204	Railway Express Financial, operating, employment and mileage statistics of railway express operations.
52-205	Railway Freight Traffic Summary of year's issues of quarterly report 52-002; with supplementary regional data.
52-206	Railway Operating Statistics Summary of year's issues of monthly report 52-003.
52-207	Railway Transport: Part I Comparative summary statistics. Includes accident statistics.
52-208	Railway Transport: Part II Financial Statistics.
52-209	Railway Transport: Part III Equipment, track and fuel statistics.
52-210	Railway Transport: Part IV Operating and traffic statistics.
52-211	Railway Transport: Part V. Bil. Freight carried by principal commodity classes.
52-212	Railway Transport: Part VI Employment statistics.

In addition to the selected publications listed above, Statistics Canada publishes a wide range of statistical reports on Canadian economic and social affairs. A comprehensive catalogue of all current publications is available free on request from Statistics Canada, Ottawa (Canada), K1A 0T6.