

37

Railway transport


Part V
Freight carried by principal
commodity classes

1979

Transport ferroviaire

Partie V
Marchandises transportées, par
grands groupes de produits

1979



Note

This and other government publications may be purchased from local authorized agents and other community bookstores or by mail order.

Mail orders should be sent to Publication Sales and Services, Statistics Canada, Ottawa, K1A 0V7, or to Publishing Centre, Supply and Services Canada, Ottawa, K1A 0S9.

Inquiries about this publication should be addressed to:

Surface Transport Section,
Transportation and Communications Division,

Statistics Canada, Ottawa, K1A 0T6 (telephone: 996-9271) or to a local Advisory Services office:

St. John's (Nfld.)	(737-4073)
Halifax	(426-5331)
Montréal	(283-5725)
Ottawa	(992-4734)
Toronto	(966-6586)
Winnipeg	(949-4020)
Regina	(359-5405)
Edmonton	(420-3027)
Vancouver	(666-3695)

Toll-free access to the regional statistical information service is provided in Nova Scotia, New Brunswick, and Prince Edward Island by telephoning 1-800-565-7192. Throughout Saskatchewan, the Regina office can be reached by dialing 1(112)800-667-3524, and throughout Alberta, the Edmonton office can be reached by dialing 1-800-222-6400.

Nota

On peut se procurer cette publication, ainsi que toutes les publications du gouvernement du Canada, auprès des agents autorisés locaux, dans les librairies ordinaires ou par la poste.

Les commandes par la poste devront parvenir à Ventes et services de publications, Statistique Canada, Ottawa, K1A 0V7, ou à Imprimerie et édition, Approvisionnement et Services Canada, Ottawa, K1A 0S9.

Toutes demandes de renseignements sur la présente publication doivent être adressées à:

Section des transports de surface,
Division des transports et des communications,

Statistique Canada, Ottawa, K1A 0T6 (téléphone: 996-9271) ou à un bureau local des Services consultatifs situé aux endroits suivants:

St. John's (T.-N.)	(737-4073)
Halifax	(426-5331)
Montréal	(283-5725)
Ottawa	(992-4734)
Toronto	(966-6586)
Winnipeg	(949-4020)
Regina	(359-5405)
Edmonton	(420-3027)
Vancouver	(666-3695)

On peut obtenir une communication gratuite avec le service régional d'information statistique de la Nouvelle-Écosse, du Nouveau-Brunswick et de l'Île-du-Prince-Édouard en composant 1-800-565-7192. En Saskatchewan, on peut communiquer avec le bureau régional de Regina en composant 1(112)800-667-3524, et en Alberta, avec le bureau d'Edmonton au numéro 1-800-222-6400.

Statistics Canada
Transportation and Communications
Division
Surface and Marine Transport
Section

Railway transport

Part V
Freight carried by principal
commodity classes

1979

Published under the authority of
the Minister of Supply and
Services Canada

Statistics Canada should be credited when
reproducing or quoting any part of this document

© Minister of Supply
and Services Canada 1981

November 1981
5-3509-523

Price: Canada, \$8.00
Other Countries, \$9.60

Catalogue 52-211

ISSN 0706-2087

Ottawa

Statistique Canada
Division des transports et des
communications
Section des transports de surface
et maritimes

Transport ferroviaire

Partie V
Marchandises transportées par
grands groupes de produits

1979

Publication autorisée par
le ministre des Approvisionnements et
Services Canada

Reproduction ou citation autorisée sous réserve
d'indication de la source: Statistique Canada

© Ministre des Approvisionnements
et Services Canada 1981

Novembre 1981
5-3509-523

Prix: Canada, \$8.00
Autres pays, \$9.60

Catalogue 52-211

ISSN 0706-2087

Ottawa

Symbols

The following standard symbols are used in Statistics Canada publications:

- .. figures not available.
- ... figures not appropriate or not applicable.
- nil or zero.
- amount too small to be expressed.
- P preliminary figures.
- † revised figures.
- x confidential to meet secrecy requirements of the Statistics Act.

NOTE

An Explanation of abbreviations used through-out this report follows:

- N.E.S. — not elsewhere specified.
- C.L. — carload.
- L.C.L. — less than carload.
- T.O.F.C. — trailer on flat car.
- C.O.F.C. — container on flat car.

Signes conventionnels

Les signes conventionnels suivants sont employés uniformément dans les publications de Statistique Canada:

- .. nombres indisponibles.
- ... n'ayant pas lieu de figurer.
- néant ou zéro.
- nombres infimes.
- P nombres provisoires.
- † nombres rectifiés.
- x confidentiel en vertu des dispositions de la Loi sur la statistique relatives au secret.

NOTA

L'explication des abréviations employées dans le présent bulletin:

- n.d.a. — non dénommé ailleurs.

Ces abréviations ne sont pas utilisées en français.

Table of contents

	Page
Introduction	v
General	v
Coverage and Methodology	vi
Quality and Data Limitations	vii
Concepts and Definitions	vii
Statistical Highlights	ix

Table


1. Revenue Freight Carried by Railways Within Canada - Summary, 1979	2
2. Revenue Freight Carried by Railways Within Canada, 1979	12
Available publications	123

Table des matières

	Page
Introduction	v
Généralités	v
Champ de l'enquête et méthodologie	vi
Qualité et limites des données	vii
Concepts et définitions	vii
Points saillants	ix

Tableau

1. Marchandises payantes transportées par chemins de fer au Canada - Sommaire, 1979	2
2. Marchandises payantes transportées par chemins de fer au Canada, 1979	12
Choix de publications	123



Introduction

General

Canadian railway history began with the opening for traffic of a 26 kilometre line between St. Jean and Laprairie, Quebec on July 21, 1836. This was only six years after the opening of the first railway in the world, the Liverpool and Manchester in England.

There were three great periods of railway construction in Canada, the 1850's when the Grand Trunk and the Great Western Railways were built; the 1870's and 1880's, when the Intercolonial and the Canadian Pacific Railways were built; and the 1900 to 1917 period which saw construction of the Grand Trunk Pacific, the National Transcontinental and the Canadian Northern.

In 1867, the colonies that came together in Canada's Confederation had some 4 023 kilometres of railway line.

The Canadian Pacific Railway, a joint stock company, was the first transcontinental system, having been completed in 1855. The Canadian National Railways, a name applied in 1918 to all government-owned and controlled lines, had its origin in Canada's first railway. The system embraces in addition to that pioneer line, numerous other railways and is the corporate successor to the Grand Trunk, the Intercolonial, the Canadian Northern, the National Transcontinental and the Grand Trunk Pacific Railways. It is the only railway now serving all ten provinces and the Northwest Territories.

Today, the Canadian National and Canadian Pacific Limited are engaged in country-wide transportation services and are the two main rail systems in Canada. Both operate a number of subsidiary services including hotels, telecommunications, express, highway transportation, steamships and airlines.

In all, some 33 common carrier companies provide railway transportation in Canada. Nearly half of this number are United States subsidiary lines operating between the two countries.

Annual Railway Transport statistics are published in a six-part series of reports. Each of these parts covers a specific subject or group of subjects relative to services rendered, equipment available, traffic handled, the labour force and financial results.

Introduction

Généralités

L'histoire des chemins de fer canadiens remonte au 21 juillet 1836 avec l'ouverture d'une ligne de 26 kilomètres entre St. Jean et Laprairie, au Québec. Cet événement survenait six ans seulement après la mise en service du premier chemin de fer du monde, le *Liverpool and Manchester* d'Angleterre.

On a assisté à trois grandes périodes de construction de chemins de fer au Canada: les années 1850 marquèrent l'avènement du Grand-Tronc et de la *Great Western Railways*; puis dans les années 1870 et 1880, ce fut le chemin de fer Intercolonial et le Canadien Pacifique; enfin dans la période de 1900 à 1917, on construisit le Grand-Tronc-Pacifique, le National Transcontinental et le Canadien-Nord.

En 1867, les colonies qui formèrent la Confédération canadienne disposaient de quelque 4 023 kilomètres de voies ferrées.

Le Canadien Pacifique, une société par actions, a été le premier réseau transcontinental, ayant été achevé en 1855. Les Chemins de fer Nationaux du Canada (Canadien National), nom donné en 1918 à toutes les lignes possédées et contrôlées par l'État, tirent leurs origines du premier chemin de fer canadien. Outre cette première ligne le réseau comprend de nombreux autres chemins de fer et constitue le successeur du Grand-Tronc, de l'Intercolonial, du Canadien-Nord, du National Transcontinental et du Grand-Tronc-Pacifique. C'est le seul chemin de fer à desservir actuellement les dix provinces et les Territoires du Nord-Ouest.

Aujourd'hui, le Canadien National et le Canadien Pacifique exploitent un service de transport à l'échelle du pays et forment les deux principaux systèmes ferroviaires au Canada. Ils offrent également un certain nombre de services complémentaires dans les domaines de l'hôtellerie, des télécommunications, des messageries et du transport routier, maritime et aérien.

En tout, quelque 33 entreprises de transport public assurent le transport ferroviaire au Canada. Près de la moitié d'entre elles sont des filiales américaines exploitant un service entre les deux pays.

Les statistiques annuelles du transport ferroviaire sont publiées dans une série de six publications, chacune traitant d'un sujet ou d'un domaine particulier lié aux services, au matériel, au fret et aux passagers transportés, à la main-d'oeuvre et aux résultats financiers.

Statistics on railways have been collected and published in Canada since 1875; first by the Department of Railways and Canals until 1918 and by Statistics Canada since its inception in that year. Over this period of time the data have been published in varying degrees of detail. Until 1950 all annual data were contained in one volume. In 1951 there were three separate parts and from 1952 through 1957 there were five. Since 1958 six parts have been published in this series.

A complete list of all titles published in this field is located at the end of this annual report.

Annual statistics of railways in Canada are compiled by the Transportation and Communications Division of Statistics Canada from returns made in accordance with the provisions of the Railway Act and the Statistics Act. The returns are certified as being correct by the comptrollers or other senior officers of the companies.

Published railway transport information is intended to serve a wide variety of purposes chief among which are:

to aid in the planning and formulation of national and regional transportation policy;

to furnish details useful in the administration and regulation of railway carriers;

to provide a basis for description and analysis of this sector of the economy;

to provide inputs into national statistical aggregates, such as the Gross National Product for use in the formation of Canada's economic policy.

Coverage and Methodology

Presented in this publication are revenue freight traffic statistics as reported by the 24 common carrier railways operating in Canada which handle such traffic.

Commodity detail is shown for 320 classes of freight which have been derived from the Standard Commodity Classification (SCC) of Statistics Canada. The SCC is the basis for commodity series published on water and road transport, imports, exports, manufacturing materials used and shipments.

Data relative to nine larger railways normally having gross operating revenues of \$10 million or more annually are shown individually. Statistics for the remaining 15 railways are grouped under "all other" Class II and Classes III and IV within the respective accounting classes as defined in the Canadian Transport Commission's Uniform Classification of Accounts. These classes are described in *Railway Transport, Part II, Catalogue 52-208*.

Les statistiques sur les chemins de fer ont été recueillies et publiées au Canada depuis 1875, tout d'abord par le ministère des Chemins de fer et Canaux jusqu'en 1918, puis par le Bureau fédéral de la statistique (maintenant Statistique Canada) depuis sa création en 1918. Pendant cette période, les données ont paru d'une manière plus ou moins détaillée. Jusqu'en 1950, les statistiques annuelles faisant l'objet d'un seul volume. En 1951, on comptait trois publications et de 1952 à 1957, il y en avait cinq. Depuis 1958, la série comprend six publications.

La liste complète figure à la fin de cette publication annuelle.

Les statistiques annuelles du transport ferroviaire au Canada sont rassemblées par la Division des transports et des communications de Statistique Canada d'après les déclarations produites conformément aux dispositions de la Loi sur les chemins de fer et de la Loi sur la statistique. La justesse des déclarations est certifiée par les contrôleurs ou autres cadres des sociétés.

La publication de renseignements sur le transport ferroviaire entend servir diverses fins, notamment:

favoriser la planification et la formulation d'une politique des transports à l'échelle nationale et régionale;

fournir des renseignements détaillés utiles à l'administration et à la réglementation des chemins de fer;

offrir une base pour la description et l'analyse de ce secteur de l'économie;

fournir un apport aux agrégats statistiques au niveau national, comme le produit national brut, pour aider à formuler la politique économique du Canada.

Champ de l'enquête et méthodologie

Cette publication présente les statistiques sur le trafic des marchandises payantes communiquées par les 24 transporteurs ferroviaires publics en activité au Canada qui manutentionnent un tel trafic.

Des statistiques détaillées y figurent pour 320 classes de marchandises tirées de la Classification type des produits (CTP) publiée par Statistique Canada. La CTP constitue la base de la série sur les marchandises concernant le transport par eau et le transport routier, les importations, les exportations, les matières utilisées dans la fabrication et les livraisons.

Les données relatives aux neuf principales sociétés de transport ferroviaire qui ont normalement des recettes d'exploitation brutes de \$10 millions ou plus par année sont présentées séparément. Les statistiques se rapportant aux 15 autres sociétés ferroviaires sont groupées sous la rubrique "Tous autres" classe II et classes III et IV conformément aux classes comptables respectives telles que définies dans la Classification uniforme des comptes de la Commission canadienne des transports. Ces classes sont décrites dans la publication n^o 52-203 au catalogue intitulée *Transport ferroviaire, partie II*.

Freight interchanged between railways operating in Canada is shown in this report. These movements are included in the totals for individual companies but are excluded in the grand totals for all railways to avoid duplication. The tonnage for an individual railway therefore reflects the total volume handled by that railway during the year and thus corresponds more closely with relative financial data appearing in Parts I and II of this six-part series.

Quality and Data Limitations

The total volume of freight carried as shown herein does not take into account traffic handled in intermediate switching services. The latter, involving less than 1% of all tonnage, is included in the (metric tonnes carried) figure which appears in Part IV of this series (Catalogue 52-210). Consequently, the two totals differ to that extent.

With respect to piggyback freight, the figures reported include only that traffic wherein a shipper submitted a trailer or container as such, for shipment by rail. Not included under this heading are goods submitted by the shipper as loose merchandise which the railways chose to move in a railway-owned container or trailer on a flat car as opposed to, say a box car. The latter freight is included with various other commodity groups according to the nature of the merchandise involved.

Data appearing in this publication have been edited and compiled using a computer system from hand-produced and computer-generated returns submitted by the carriers. These statistics are not normally subject to change.

In undertaking long-term analysis of rail freight commodity data using this series (Catalogue 52-211) it should be noted that changes in the classification structure and in reporting practices occurred in 1970. In that year the present 320-item commodity system was introduced and certain railways switched from a "received" to a "forwarded" basis of reporting these data. A more detailed explanation of the effects of these changes on the statistics appeared in the 1970 issue of this publication.

Concepts and Definitions

Railways serving both Canadian and United States points treat the American portion of their lines as a United States rail connection for the purpose of these tabulations. Thus freight crossing the International Boundary, whether from or to a non-reporting United States railroad at that point, or carried by one of the respondents reporting in this series, appears as a receipt from or a delivery to a United States rail connection. Certain extensions of Canadian National and Canadian Pacific rail services in the United States (116 kilometres and 521

Cette publication tient compte des marchandises acheminées par plus d'une société ferroviaire au Canada. Ces mouvements sont compris dans les totaux de chaque société ferroviaire, mais ne figurent pas dans le total général pour toutes les sociétés ferroviaires afin d'éviter tout double compte. Le tonnage de marchandises indiqué pour une société ferroviaire reflète donc le volume total manutentionné par cette société au cours de l'année; il correspond plus fidèlement aux données financières figurant aux parties I et II de cette série de six parties.

Qualité et limites des données

Le volume total de marchandises transportées, indiqué ici ne tient pas compte du trafic faisant l'objet de raccordements assurés par des services intermédiaires. Ces services, transportant moins de 1% du tonnage, sont inclus dans le chiffre des (tonnes métriques transportées) qui figure dans la partie IV de cette série (n^o 52-210 au catalogue). En conséquence, ces deux chiffres diffèrent jusqu'à un certain point.

En ce qui concerne le trafic rail-route, les chiffres de la présente publication ne portent que sur le trafic pour lequel un expéditeur fait demande de livraison par voie ferrée d'une remorque ou d'un conteneur comme tel. Ne sont pas comprises sous cette rubrique les marchandises qui sont envoyées en vrac par l'expéditeur et que la société ferroviaire choisit de transporter dans un conteneur ou une remorque qui lui appartient, sur un wagon plat plutôt que dans un wagon couvert, par exemple. Ce genre de trafic est compris dans divers autres groupes de produits selon la nature de la marchandise transportée.

Les données de la présente publication ont été vérifiées et calculées à partir de déclarations remplies à la main et par ordinateur par les transporteurs. Ces statistiques ne font pas normalement l'objet de variations.

Si le lecteur désire effectuer une analyse à long terme des données sur les marchandises par chemin de fer à l'aide de cette série (n^o 52-211 au catalogue), il vaudra bien prendre note qu'on a modifié la structure de la classification et les méthodes de déclaration en 1970. C'est cette année-là que le système de 320 classes de marchandises a été établi et que certaines entreprises ferroviaires ont commencé à déclarer des données sur les marchandises "livrées" plutôt que sur les marchandises "reçues". Une explication plus détaillée des effets de ces modifications sur les statistiques figure dans l'édition de 1970 de la présente publication.

Concepts et définitions

Aux fins des tableaux, les sociétés ferroviaire qui desservent des localités au Canada et aux États-Unis considèrent la partie située aux États-Unis comme faisant partie de ce pays. Ainsi, une marchandise qui traverse la frontière internationale, en provenance ou à destination d'un chemin de fer américain non enquêté à cet endroit ou une marchandise transportée par l'un des enquêtés est inscrite comme une marchandise en provenance ou à destination d'un raccordement aux États-Unis. Certains prolongements du Canadien National et du Canadien Pacifique aux États-Unis (116 kilomètres et 521 kilomètres respectivement en

kilometres respectively, in 1979) are, for statistical purposes, considered part of the Canadian operations and included herein. These mileages include, for the most part, overhead movements (Canada to Canada through the United States) and short rail extensions across the border to connecting United States carriers.

The terms used in the columnar headings throughout this publication reflect the following instructions to the railways.

"Loaded" means: revenue freight originated directly on the road of the respondent, including that received from private, non-reporting industrial sidings; freight received from switching roads connecting with the respondent where such freight has not previously been given line haul transportation; freight received from other modes of transport; freight re-shipped following milling or fabrication at some point in transit; and idler or trailer cars.

"Received from other railways in Canada" means: traffic received directly from connecting Canadian rail carriers and receipts from other modes of transport (other than car ferries) when these move at joint rates on through billing, or when a previous rail haul is indicated.

"Received from United States rail destined to Canadian points" means: traffic received from United States rail connections, or transported across the border by the respondent, destined to Canadian points.

"Received from United States rail destined to United States points" means: freight moving from United States rail connections to points in the United States (overhead traffic).

"Unloaded" means: freight terminated directly on the road of the respondent, including that delivered to private, non-reporting industrial sidings and grain unloaded at interior, lake and coastal elevators for export; freight delivered to switching roads connecting with the respondent where there is no further line haul; freight delivered to other modes of transport; and freight unloaded for milling or fabrication at some point in transit.

"Delivered to other railways in Canada" means: traffic delivered directly to connecting Canadian rail carriers and deliveries to other modes of transport (other than car ferries) when these move at joint rates on through billing, or when a subsequent rail haul is indicated.

"Delivered to United States rail" means: traffic delivered to United States rail connections or transported across the border by the respondent; and deliveries to United States rail connections of freight originated in the United States and moved overhead through Canada.

1979) sont considérées comme canadiens à des fins statistiques et sont inclus dans cette publication. Dans la majorité des cas, il s'agit de mouvements intermédiaires (du Canada au Canada en passant par les États-Unis) et de courts prolongements ferroviaires de l'autre côté de la frontière raccordés à des transporteurs américains.

Les expressions utilisées dans les en-têtes de la présente publication proviennent des directives suivantes adressées aux sociétés ferroviaires.

"Chargées" signifie: transport commercial de marchandises effectué directement sur une ligne de l'enquête, y compris les marchandises provenant d'embranchements privés non enquêtés; marchandises provenant de voies d'aiguillage reliées à celle de l'enquête lorsque les marchandises n'ont pas déjà fait l'objet d'un transport proprement dit; marchandises provenant d'autres modes de transport; marchandises réexpédiées après usinage ou transformation en cours de route; et wagons-allonges.

"Provenant d'autres sociétés ferroviaires du Canada" signifie: marchandises provenant directement de raccordements ferroviaires canadiens et provenant d'autres modes de transport (autres que les traversiers d'automobiles), lorsque celles-ci sont acheminées à tarif conjoint jusqu'à destination ou lorsqu'un transport ferroviaire antérieur est indiqué.

"Provenant de voies des États-Unis et destinées à des localités canadiennes" signifie: marchandises, provenant de raccordements ferroviaires américains ou transportées de ce côté-ci de la frontière par l'enquête et destinées à des localités canadiennes.

"Provenant de voies des États-Unis et destinées à des localités américaines" signifie: marchandises passant de raccordements ferroviaires des États-Unis à des localités des États-Unis (trafic intermédiaire).

"Déchargées" signifie: marchandises livrées directement à partir d'une ligne de l'enquête, y compris celles livrées à des embranchements privés non enquêtés et les céréales déchargées à des élévateurs intérieurs, à des élévateurs sur les lacs et sur la côte en vue de l'exportation; marchandises livrées à des voies d'aiguillage reliées à celles de l'enquête au point où à partir duquel plus aucun transport n'a eu lieu; marchandises livrées à d'autres modes de transport; et marchandises déchargées en vue de la transformation ou de l'usinage en cours de route.

"Livrées à des chemins de fer du Canada" signifie: marchandises livrées directement à des raccordements ferroviaires du Canada et marchandises livrées à d'autres modes de transport (autres que les traversiers d'automobiles) lorsque celles-ci sont acheminées à tarif conjoint jusqu'à destination ou lorsqu'un autre transport ferroviaire subséquent est indiqué.

"Livrées à des chemins de fer des États-Unis" signifie: marchandises livrées à des raccordements ferroviaires des États-Unis ou transportées au-delà de la frontière par l'enquête; et livraisons à des raccordements ferroviaires des États-Unis de marchandises provenant des États-Unis et passant par le Canada.

A "common carrier" refers to a railway which holds itself out to the general public to transport goods and/or passengers for compensation.

"Intermediate switching" is a switching service which includes all the elements of switching performed by a carrier which neither originates or terminates the shipment nor receives a line haul on that shipment.

To eliminate duplicate reporting and to uncover statistical gaps, Statistics Canada uses the Canadian *Standard Industrial Classification Manual* (SIC) which provides a set of groups and classes suitable for the compilation of statistics related to different industries. The building block (reporting unit) which fits into the above structure is the "establishment". An establishment can be defined as the smallest unit which is a separate operating entity capable of reporting principal elements of input and output. While the establishment is typically a factory, mine, store or similar unit and in most cases is a separate firm it may encompass two or more operating units which are not necessarily in the same location. It can also be an individual working on his own account.

Industry 503, Railway Transport, as classified in the SIC includes establishments primarily engaged in operating railways. The kinds of activities normally carried on by railway establishments embraces the operation of railway freight and passenger trains, commuter service (but not street railways), maintenance of way and structures, maintenance of equipment (including that carried on in railway shops), dining car and sleeping car services, express and the operation of railway terminal facilities. Road transportation services operated by railway establishments and providing pick-up and delivery for the freight or express services of the railway are included in this industry but long-distance trucking operations owned by railway companies are usually set up as separate establishments classified to the trucking industry, except CN express. For reporting purposes, only railways classified as "common carriers" by the Canadian Transport Commission file annual reports under Section 325 of the Railway Act 1970 jointly to the Canadian Transport Commission and Statistics Canada.

Statistical Highlights

Revenue freight traffic handled by railways in Canada in 1979 totalled 257.9 million tonnes, up 8.0% from 1978. Domestic loadings increased 8.5% to 237.5 million tonnes while receipts from U.S. connections grew by 2.5% to 20.3 million tonnes.

The crude materials category, which accounts for more than half the total tonnage moved, showed an increase of 16.8% to 137.1 million tonnes from the figure reported in 1978. This gain in traffic was the result of a

Une "société ferroviaire de transport public" désigne toute entreprise ferroviaire qui offre au grand public un service de transport de marchandises et (ou) de passagers contre rétribution.

Le "raccordement intermédiaire" est un service de raccordement qui comprend toutes les activités de raccordement exercées par un transporteur autre que le premier ou le dernier transporteur et qui ne s'occupe pas du transport interurbain de cette marchandise.

Afin d'éviter qu'il y ait double déclaration et de découvrir les lacunes statistiques, Statistique Canada utilise la *Classification des activités économiques* (CAÉ) qui fournit des groupes et des classes convenant au calcul de statistiques portant sur diverses activités économiques. Le groupe (unité déclarante) que l'on insère dans la structure ci-dessus est l'"établissement". Un établissement peut se définir comme la plus petite unité constituant un ensemble d'exploitation séparé en mesure de déclarer les éléments utilisés et produits. L'établissement est généralement une usine, une mine, un magasin ou une unité semblable et la plupart du temps une entreprise séparée, mais il peut englober deux unités ou plus qui ne sont pas nécessairement au même endroit. Il peut aussi s'agir d'une personne travaillant à son propre compte.

L'activité économique 503, Transports ferroviaires, comprend, selon la CAÉ, les établissements dont l'activité principale est l'exploitation de chemins de fer. Les activités habituelles de ces établissements ferroviaires comprennent le transport de passagers et de marchandises, les services aux banlieues (à l'exception des chemins de fer urbains et des tramways), l'entretien de la voie et des ouvrages, l'entretien du matériel (y compris le travail effectué dans les ateliers des chemins de fer), les services de wagons-restaurants et de wagons-lits, les services de messageries et l'exploitation de terminus ferroviaires. Les services de transport routier exploités par des établissements ferroviaires et fournissant des services de ramassage et de livraison de marchandises ou les services de messageries des chemins de fer sont inclus dans cette activité économique. Toutefois, le camionnage interurbain effectué par des sociétés ferroviaires constitue habituellement un établissement séparé, classé avec le camionnage, sauf les messageries CN. À des fins de déclaration, seulement les chemins de fer que la Commission canadienne des transports classe sous la rubrique "société ferroviaire de transport public" présentent des déclarations annuelles conjointement à la Commission et à Statistique Canada en vertu de l'article 325 de la Loi de 1970 sur les chemins de fer.

Points saillants

Les marchandises payantes transportées par chemin de fer au Canada en 1979 ont totalisé 257.9 millions de tonnes métriques, soit une hausse de 8.0% sur 1978. Les chargements au Canada ont augmenté de 8.5% pour se chiffrer à 237.5 millions de tonnes métriques, tandis que le volume des marchandises en provenance des lignes américaines a connu une hausse de 2.5% pour s'établir à 20.3 millions de tonnes métriques.

Le volume des matières brutes, qui représentent plus de la moitié des marchandises transportées par chemin de fer, a augmenté de 16.8% par rapport à 1978, pour se chiffrer à 137.1 millions de tonnes métriques. Cette hausse des livraisons est

resumption of normal loadings of iron ore and concentrates in 1979. Labour disputes in the producing industry resulted in abnormally low loadings in 1978. Other commodity categories which saw significant changes in the tonnages moved were food, feed, beverages and tobacco which decreased by more than one million tonnes while inedible fabricated materials increased by more than one million tonnes.

attribuable à la reprise des chargements normaux de minerai et de concentrés de fer en 1979. Des conflits de travail touchant la production de minerai et de concentrés de fer avaient provoqué une baisse anormale du volume des chargements en 1978. Parmi les autres groupes de marchandises dont les livraisons par rail ont enregistré des changements appréciables, citons les denrées alimentaires, les aliments pour animaux, les boissons et les tabac, dont le volume a diminué de plus d'un million de tonnes, tandis que celui des demi-produits non comestibles a augmenté de plus d'un million de tonnes.

Statistical Tables

Tableaux statistiques

TABLE 1. Revenue Freight Carried by Railways within Canada - Summary, 1979

No.	Commodity	Number of railways cars	Loaded onto railways cars	Received from other railways	Received from United States rail	
		Nombre de wagons	Chargées sur wagons	En provenance d'autres chemins de fer	En provenance des Etats-Unis	
					Destined to Canadian points A destination du Canada	Destined to United States points A destination des Etats-Unis
		cars - wagons	metric - tonnes - métriques			
SECTION I:						
Live animals (C.L.):						
002	Cattle	4,445	92 697	2 316	-	-
004	Swine	151	3 528	-	-	-
006	Horses, mules and donkeys	4	63	-	-	-
008	Live animals, n.e.s.	125	3 081	65	38	-
991	Total	4,725	99 370	2 381	38	-
SECTION II:						
Food, feed, beverages and tobacco (C.L.):						
010	Meat, fresh or chilled	5,835	165 008	14 472	99	89
012	Meat, frozen	249	8 190	55	748	1 062
014	Meat and meat preparations, n.e.s.	1,132	30 017	1 182	238	187
016	Fish and marine animals	1,017	35 597	8 071	3 156	3 560
018	Butter	18	667	186	165	1 514
020	Cheese	67	1 364	2 298	1 649	9 927
022	Dairy produce, n.e.s., eggs and honey	2,026	77 473	16 350	1 566	4 131
024	Barley	102,979	6 244 320	994 605	5 205	2 501
026	Corn	3,745	264 790	94 807	321 899	397 229
028	Oats	7,588	420 137	73 351	11 054	48 028
030	Rice	291	16 812	3 476	49 609	573
032	Rye	4,193	288 467	1 822	174	644
034	Wheat	239,521	15 498 178	369 882	237 973	7 082
036	Cereals unmilled, n.e.s.	3,115	168 804	10 600	13 560	18 802
038	Corn meal and flour	15	632	2 226	44 796	5 929
040	Corn starch	177	7 872	1 916	9 726	63 480
042	Malt and malt flour	6,353	399 504	8 107	1 209	39 720
044	Wheat flour	19,630	821 284	193 527	5 080	86 079
046	Cereals milled, n.e.s.	3,745	94 700	15 114	11 639	10 188
048	Bakery products	2,170	46 356	3 863	862	2 738
050	Cereal products	6,082	124 742	29 847	7 046	89 370
052	Farinaceous substances and flour, n.e.s., for use as food	730	25 132	4 328	8 535	3 062
054	Apples	238	4 719	16	6 463	-
056	Bananas	-	-	-	-	-
058	Oranges	473	12 401	1 845	68 995	63
060	Other citrus fruits	2	82	-	3 651	-
062	Grapes	5	136	78	93 935	91
064	Watermelons	-	-	-	99	-
066	Cantaloupes and melons, n.e.s.	1	50	64	13 158	-
068	Peaches	-	-	-	196	-
070	Pears	22	769	41	9 143	-
072	Fresh or chilled fruits, n.e.s. and berries	45	1 349	124	20 387	113
074	Frozen fruits and berries	92	3 043	2 335	7 008	1 104
076	Dried and dehydrated fruits	33	944	752	6 349	726
078	Fruit juices and fruit juice concentrates not frozen	296	10 217	5 750	44 167	383
080	Fruit juice concentrates, frozen	189	8 465	1 281	12 749	225
082	Fruits and fruit preparations, n.e.s.	3,862	124 827	32 203	28 666	2 871
084	Nuts (except oil nuts)	792	33 100	9 781	2 822	191
086	Sugar beets	-	-	-	-	-
088	Cabbage	3	72	29	240	-
090	Celery	-	-	28	16 401	18
092	Lettuce	1	36	156	32 402	316
094	Onions and shallots	380	10 726	227	17 702	127
096	Potatoes (other than sweet)	4,310	122 770	8 592	37 612	6 181
098	Tomatoes	-	-	86	3 787	-
100	Vegetables, n.e.s., fresh or chilled	243	10 886	6 039	32 838	477
102	Vegetables, frozen	215	6 354	741	11 084	20 085
104	Vegetables, dried	1,257	54 088	8 389	21 595	15 913
106	Vegetables and preparations, n.e.s.	7,153	259 438	109 387	164 138	43 013
108	Sugar	5,830	325 757	6 397	15 461	7 632
110	Molasses and syrups	1,268	57 237	5 700	30 500	30 344
112	Sugar preparations (including confectionery), n.e.s.	1,496	33 448	2 135	2 163	348
114	Coffee	177	5 130	3 472	8 662	-
116	Cocoa and chocolate, tea, spices and vinegar	219	6 497	806	896	154
118	Margarine and similar products	292	7 977	1 428	-	262
120	Shortening and lard	506	15 151	3 417	1 927	940
122	Soups and infant and junior foods	811	29 225	6 126	-	246
124	Pre-cooked frozen food preparations	592	18 320	1 098	2 388	5 763
126	Food preparations and materials for food preparations, n.e.s.	15,607	436 018	84 413	23 531	25 808
128	Hay, forage and straw	253	4 478	123	59	190
130	Wheat bran, shorts and middlings	8,481	348 320	55 594	18 222	27 018
132	Ground cereals and by-products, n.e.s.	12,419	640 115	63 566	60 385	56 847
134	Soyabean oil meal	2,454	132 452	23 133	171 059	56 358
136	Oil seed meals (including cake), n.e.s.	7,369	396 975	135 479	2 167	151
138	Feeds of vegetable origin, n.e.s.	6,418	355 418	85 864	71 544	62 729

See footnote(s) at end of table.

TABLEAU 1. Marchandises payantes transportées par chemin de fer au Canada - Sommaire, 1979

Total freight traffic(1) (initial haul), 1979	Unloaded from railway cars	Delivered to other railways	Delivered to United States rail	Type de marchandise	No
Total du trafic de marchandises(1) (transport initial), 1979	Déchargées du wagon	Remises aux autres chemins de fer	Remises au réseau des États-Unis		
metric - tonnes - métriques					
SECTION I:					
Animaux vivants (charge complète):					
92 697	93 176	1 838	-	Bovins	002
3 528	3 528	-	-	Porcs	004
63	63	-	-	Chevaux, mulets et ânes	006
3 119	3 128	20	36	Animaux vivants, n.d.a.	008
99 408	99 895	1 858	36	Total	991
SECTION II:					
Denrées alimentaires, aliments pour animaux, boissons et tabacs (charge complète):					
165 196	164 178	15 402	89	Viandes fraîches ou réfrigérées	010
10 000	8 916	77	1 062	Viandes congelées	012
30 442	29 572	1 828	224	Viandes et préparations à base de viandes, n.d.a.	014
42 313	30 822	9 279	10 283	Poissons et animaux marins	016
2 346	766	118	1 649	Beurre	018
12 940	1 887	2 395	10 957	Fromage	020
83 170	39 763	8 447	51 310	Produits laitiers, n.d.a., oeufs et miel	022
6 252 026	6 264 109	887 814	94 706	Orge	024
983 918	490 569	179 733	408 423	Mais	026
479 219	426 333	74 951	51 285	Avoine	028
66 994	48 592	21 222	655	Riz	030
289 285	285 428	4 891	789	Seigle	032
15 743 233	15 265 578	632 917	214 622	Blé	034
201 166	181 925	9 156	20 683	Céréales non moulues, n.d.a.	036
51 348	43 514	3 902	6 158	Farine et semoule de maïs	038
81 078	16 841	1 974	64 180	Fécule de maïs	040
440 433	330 782	9 240	108 516	Malt et farine de malt	042
112 439	833 109	182 071	90 789	Farine de blé	044
116 527	93 478	18 840	19 323	Céréales moulues, n.d.a.	046
49 956	42 749	7 001	4 069	Produits de boulangerie	048
221 158	128 561	31 599	90 849	Produits à base de céréales	050
36 729	32 506	5 198	3 354	Substances farineuses et farine, n.d.a., destinées à l'alimentation	052
11 182	11 014	125	60	Pommes	054
-	-	-	-	Bananes	056
81 459	80 344	2 897	63	Oranges	058
3 733	3 733	-	-	Autres agrumes	060
94 162	94 149	-	91	Raisins	062
99	99	-	-	Pastèques	064
13 208	12 640	632	-	Cantaloupes et melons, n.d.a.	066
196	196	-	-	Pêches	068
9 912	9 424	225	304	Poires	070
21 849	21 604	256	113	Fruits frais ou réfrigérés, n.d.a. et baies	072
11 155	9 064	2 567	1 857	Fruits et baies congelés	074
8 019	7 445	567	758	Fruits séchés et déshydratés	076
54 767	54 495	5 149	872	Jus de fruits et concentrés de jus de fruits non congelés	078
21 439	21 042	1 406	270	Concentrés de jus de fruits congelés	080
156 364	53 986	129 172	5 410	Fruits et préparations à base de fruits, n.d.a.	082
36 113	37 816	7 648	431	Noix (à l'exclusion des noix oléagineuses)	084
-	-	-	-	Betteraves à sucre	086
312	312	30	-	Chou	088
16 419	16 245	184	18	Celeri	090
32 754	32 361	234	316	Laitue	092
28 555	28 331	246	205	Oignons et échalottes	094
166 563	158 417	8 895	7 842	Pommes de terre (sauf les patates douces)	096
3 787	3 788	85	-	Tomates	098
44 201	42 474	5 391	2 375	Légumes frais ou réfrigérés, n.d.a.	100
37 523	16 782	1 013	20 467	Légumes congelés	102
91 596	73 228	9 829	16 930	Légumes séchés	104
466 589	463 246	67 374	45 356	Légumes et préparations à base de légumes, n.d.a.	106
348 850	334 473	5 596	15 177	Sucre	108
118 081	87 812	5 380	30 591	Mélasses et sirops	110
35 959	35 188	2 263	643	Préparations à base de sucre (y compris les confiseries), n.d.a.	112
13 792	13 932	3 332	-	Café	114
7 547	7 346	852	154	Cacao et chocolat, thé, épices et vinaigre	116
8 239	7 921	1 484	262	Margarine et produits similaires	118
18 018	17 614	2 734	1 086	Graisse préparée et saindoux	120
29 471	29 067	6 014	516	Soupes et aliments pour bébés et jeunes enfants	122
26 471	20 909	766	5 893	Préparations alimentaires congelées précuites	124
485 357	442 642	96 282	30 846	Préparations alimentaires et ingrédients pour préparations alimentaires, n.d.a.	126
4 727	4 648	12	190	Foin, fourrage et paille	128
393 560	300 090	60 942	88 121	Son d'orge, remoulages	130
757 346	653 368	93 365	74 177	Céréales moulues et dérivées, n.d.a.	132
399 867	301 216	24 421	57 362	Tourteaux de soja	134
399 293	381 177	151 768	1 827	Farines de graines oléagineuses (y compris les tourteaux), n.d.a.	136
489 691	385 672	87 810	102 071	Aliments d'origine végétale pour animaux, n.d.a.	138

Voir détails à la fin du tableau

TABLE 1. Revenue Freight Carried by Railways within Canada - Summary, 1979

No.	Commodity	Number of railways cars Nombre de wagons	Loaded onto railways cars Chargées sur wagons	Received from other railways En provenance d'autres chemins de fer	Received from United States rail	
					En provenance des Etats-Unis	
					Destined to Canadian points À destination du Canada	Destined to United States points A destination des Etats-Unis
		cars - wagons		metric - tonnes - métriques		
SECTION II:						
Food, feed, beverages and tobacco (C.L.):						
140	Feeds of animal origin	1,044	39 729	8 268	4 612	429
142	Primary or concentrated feeds	68	3 973	90	276	93
144	Secondary or complete animal feeds, n.e.s.	3,379	125 843	57 200	36 286	220 637
146	Non-alcoholic beverages	278	7 628	1 948	517	-
148	Ale, beer, stout and porter	2,873	90 672	4 302	26 728	33 992
150	Wines and fermented alcoholic beverages, n.e.s.	592	11 160	504	8 093	15 738
152	Distilled alcoholic beverages	1,789	62 334	11 074	1 938	2 560
154	Cigarettes	1,825	34 103	-	27	-
156	Tobacco, unmanufactured	85	2 260	-	804	27
158	Tobacco, manufactured, n.e.s.	15	270	-	-	-
992	Total	506,430	28 595 014	2 600 170	1 879 824	1 436 041
SECTION III:						
Crude materials, inedible (C.L.):						
160	Raw hides and skins (including fur skins)	310	7 536	178	10 901	3 452
162	Primary tannage	215	10 549	164	7 347	4 380
164	Crude animal products, inedible, n.e.s. (excluding fibres)	7	101	580	4 219	-
166	Seeds for sowing, n.e.s.	1,435	63 538	9 513	3 016	2 542
168	Flaxseed	9,099	581 489	4 680	48	-
170	Rapeseed	34,029	2 251 599	303 245	362	-
172	Soyabeans	186	11 899	-	416	-
174	Oil seeds, oil nuts and oil kernels, n.e.s.	3,793	151 033	8 917	48 243	250
176	Rubber and allied gums, natural	1,513	72 213	79 650	3 935	144
178	Peatmoss and mosses, n.e.s.	2,537	65 270	1 576	164	1 232
180	Other crude vegetable materials, inedible, n.e.s.	119	2 523	1 706	11 548	664
182	Logs and bolts of wood	46,142	2 149 488	22 384	9 754	1 307
184	Fence posts, pitprops and piling of wood	933	39 943	3 556	1 217	35
186	Round timber, n.e.s.	2,656	112 243	26 403	45 599	3 797
188	Pulpwood logs	54,397	3 096 632	629 178	3 311	8 299
190	Pulpwood chips	177,720	9 389 936	333 122	-	41 106
192	Christmas trees	252	4 818	394	-	218
194	Other crude wood materials, n.e.s.	235	9 765	64 959	5 181	106
196	Silk, wool and animal hair	27	509	12	95	243
198	Cotton	145	4 419	1 475	69 515	2 048
200	Vegetable and man-made textile fibres (excluding cotton)	984	35 403	48 333	8 641	568
202	Bauxite ore and alumina	24,809	1 886 589	254 187	84 895	1 428
204	Copper ores and concentrates	22,592	1 694 053	162 034	1 929	-
206	Copper matte and precipitates	39	2 827	-	-	-
208	Iron ore and concentrates	678,261	62 316 861	14 455 822	26 103	91
210	Lead ore and concentrates	17,196	916 602	158 551	24 487	-
212	Manganese ore	1	36	2 108	9 995	-
214	Nickel, copper ores and concentrates	36,034	2 626 089	109	-	-
216	Nickel ore and concentrates	1,953	144 896	-	-	-
218	Matte, nickel, copper-nickel or nickel-iron chromium alloy	1,109	85 262	12 951	-	-
220	Tungsten ore and concentrates	66	2 414	-	-	-
222	Zinc ore and concentrates	23,892	1 690 416	743 663	13 943	-
224	Lead and zinc ores and concentrates	24	1 514	2 998	-	-
226	Metallic ores and concentrates, n.e.s.	702	43 631	10 030	14 371	217
228	Iron and steel scrap	26,363	1 318 153	478 359	672 593	27 754
230	Non-ferrous metal scrap (including precious metal scrap)	1,937	87 982	22 894	18 495	7 087
232	Slags, drosses and other by-products, n.e.s.	1,399	97 241	57 513	7 853	1 654
236	Anthracite coal	1,097	72 388	6 585	80 075	7 866
238	Bituminous coal	243,008	20 266 999	292 668	178 041	4 664
240	Lignite coal	5,308	328 069	-	1 428	-
242	Coal, n.e.s.	95	2 417	3 138	8 387	38
244	Crude mineral oils (petroleum)	4,532	292 347	7 289	887	-
246	Natural gas and other crude bituminous substances	266	18 499	324	1 958	-
248	Asbestos, unmanufactured, crude and fibre	12,244	583 008	11 233	1 031	10 059
250	Clay	2,467	171 533	115 160	493 549	16 552
252	Other crude refractory materials	18	936	441	2 288	118
254	Natural abrasives	442	34 815	22 107	52 970	2 577
256	Sand, industrial	6,062	352 397	93 823	799 605	30 219
258	Sand, n.e.s.	41	1 934	2 409	15 759	1 839
260	Gravel	2,013	129 303	12 688	15 006	363
262	Building stone, rough	166	7 135	280	1 032	4 840
264	Silica or siliceous, n.e.s.	182	12 091	1 054	10 468	1 665
266	Agricultural limestone	1,347	71 355	394	2 884	49
268	Limestone, furnace or foundry, and fluxing stone	5,027	400 295	54	54	117
270	Limestone, crushed or broken, n.e.s.	50,692	3 643 767	23 881	75 281	9 172
272	Stone, n.e.s. (including stone refuse)	5,431	381 079	36 529	17 477	21 811
274	Barytes, natural	1,105	72 089	13 605	14 588	-

See footnote(s) at end of table.

TABLEAU 1. Marchandises payantes transportées par chemin de fer au Canada - Sommaire, 1979

Total freight traffic(1) (initial haul), 1979	Unloaded from railway cars	Delivered to other railways	Delivered to United States rail	Type de marchandise	No
Total du trafic de marchandises(1) (transport initial), 1979	Déchargées du wagon	Remises aux autres chemins de fer	Remises au réseau des Etats-Unis		
metric - tonnes - métriques					
SECTION II:					
Denrées alimentaires, aliments pour animaux, boissons et tabacs (charge complète):					
44 770	35 112	5 222	12 703	Aliments d'origine animale pour animaux	140
4 342	4 267	-	165	Aliments concentrés pour animaux	142
382 766	162 857	54 304	222 806	Aliments complets pour animaux, n.d.a.	144
8 145	8 049	1 762	263	Boissons non alcooliques	146
151 392	107 792	4 390	43 513	Ale, bière, stout et porter	148
34 991	15 992	995	18 508	Vins et boissons alcooliques fermentées, n.d.a.	150
66 832	36 138	2 452	39 318	Boissons alcooliques distillées	152
34 130	34 130	-	-	Cigarettes	154
3 091	1 642	-	1 449	Tabacs bruts	156
270	270	-	-	Tabacs fabriqués, n.d.a.	158
31 910 879	29 441 540	2 964 126	2 105 380	Total	992
SECTION III:					
Matières brutes, non comestibles (charge complète):					
21 889	16 173	219	5 675	Cuirs et peaux bruts (y compris les pelleteries)	180
22 276	14 822	405	7 211	Déchets d'abattoir non conditionnés	162
4 320	3 570	1 331	-	Produits bruts d'origine animale, non comestibles, n.d.a. (sauf les fibres)	164
69 096	66 729	8 764	3 116	Semences, n.d.a.	166
581 537	566 205	6 808	13 202	Lin	168
2 251 961	2 301 888	253 282	36	Colza	170
12 315	9 419	605	2 292	Soja	172
39 535	192 885	9 481	6 084	Graines oléagineuses, noix oléagineuses et amandes oléagineuses, n.d.a.	174
76 292	77 148	76 073	723	Caoutchouc et gommes analogues	176
36 666	3 727	806	63 708	Tourbe et autres mousses, n.d.a.	178
14 735	12 467	3 051	922	Autres matières brutes d'origine végétale, non comestibles, n.d.a.	180
160 551	2 154 047	18 972	9 915	Billes et billots de bois	182
41 195	25 826	12 739	6 185	Piquets de clôture, étais de mine et pilots en bois	184
161 639	126 064	18 136	43 841	Bois en grume, n.d.a.	186
3 108 242	2 698 539	810 473	228 408	Billes de bois à pâte	188
9 431 044	9 045 570	450 625	267 971	Copeaux de bois à pâte	190
5 036	550	123	4 757	Arbres de Noël	192
15 052	74 885	3 326	1 803	Autres matières de bois brutes, n.d.a.	194
847	589	27	243	Soie, laine et poil d'origine animale	196
75 982	73 367	1 997	2 094	Coton	198
44 612	12 552	47 018	33 377	Fibres textiles végétales et chimiques (sauf le coton)	200
1 972 912	2 130 057	65 294	31 748	Minerais de bauxite et alumine	202
1 695 982	1 646 320	180 542	31 154	Minerais et concentrés de cuivre	204
2 827	2 827	-	-	Mattes et précipités de cuivre	206
62 343 055	62 080 957	14 698 673	19 246	Minerais et concentrés de fer	208
941 089	474 913	186 032	436 696	Minerais et concentrés de plomb	210
10 031	10 261	1 878	-	Minerais de manganèse	212
2 626 089	2 626 043	155	-	Minerais et concentrés de nickel et de cuivre	214
144 896	144 896	-	-	Minerais et concentrés de nickel	216
85 282	84 221	14 012	-	Mattes et alliages de nickel, cuivre-nickel et nickel-chrome-fer	218
2 414	109	-	2 305	Minerais et concentrés de tungstène	220
1 704 359	1 552 738	757 250	138 035	Minerais et concentrés de zinc	222
1 514	2 097	637	1 779	Minerais et concentrés de plomb et de zinc	224
58 219	49 018	8 734	10 499	Minerais et concentrés métalliques, n.d.a.	226
2 018 500	1 933 424	297 139	266 295	Ferraille de fer et d'acier	228
113 564	73 651	27 306	35 505	Déchets de métaux non ferreux (y compris les déchets de métaux précieux)	230
106 748	103 297	47 021	13 943	Cendres, scories et autres résidus, n.d.a.	232
160 329	137 694	21 355	7 866	Anthracite	236
20 449 704	20 331 457	404 230	6 687	Houille grasse	238
329 497	309 817	-	19 680	Lignite	240
10 842	12 218	1 556	208	Houille, n.d.a.	242
293 234	293 266	7 257	-	Huiles minérales brutes (de pétrole)	244
20 457	20 167	560	54	Gaz naturel et autres substances bitumineuses brutes	246
594 098	129 890	82 765	392 675	Amiante non ouvré, brut ou en fibres	248
681 634	655 366	121 239	20 190	Argile	250
3 342	3 134	460	189	Autres matières réfractaires brutes	252
90 042	80 882	27 387	3 880	Abrasifs naturels	254
1 182 221	1 111 240	135 793	29 012	Sable, d'usage industriel	256
19 532	18 433	1 618	1 889	Sable, n.d.a.	258
144 672	152 001	4 425	934	Gravier	260
13 007	2 323	487	10 476	Pierres de construction brutes	262
24 224	15 358	2 844	7 075	Silice ou silice, n.d.a.	264
74 284	71 505	907	2 267	Pierres calcaires, d'usage agricole	266
400 466	400 202	201	117	Pierres calcaires (usage industriel) et castines	268
3 725 220	3 674 172	35 857	38 574	Pierres calcaires concassées, n.d.a.	270
400 317	408 123	21 211	27 513	Pierres, n.d.a. (y compris les débris de pierres)	272
86 677	73 486	26 718	76	Barytine	274

Voir note(s) à la fin du tableau.

TABLE 1. Revenue Freight Carried by Railways within Canada - Summary, 1979

No	Commodity	Number of railways cars	Loaded onto railways cars	Received from other railways	Received from United States	
		Nombre de wagons	Chargées sur wagons	En provenance d'autres chemins de fer	En provenance des Etats-Unis	
					Destined to Canadian points A destination du Canada	Destined to United States points A destination des Etats-Unis
		cars - wagons	metric - tonnes - métriques			
SECTION III:						
Crude materials, inedible (C.L.):						
276	Gypsum	59,784	4 900 430	45	4 378	204
278	Pyrites, iron (except roasted)	442	13 344	31 528	323	-
280	Nepheline syenite	5,527	405 656	242 318	86	-
282	Phosphate rock	8,385	684 686	338 727	1 949 513	177
284	Common salt, rock or bulk	9,681	784 522	45 757	13 887	107 481
286	Common salt, n.e.s.	2,057	113 251	6 337	7 170	26 927
288	Liquid sulphur	17,171	1 504 116	190 174	456	12 006
290	Sulphur, n.e.s.	57,093	4 570 739	30 564	458	91
292	Non-metallic minerals, crude, n.e.s.	489	23 961	32 835	104 695	46 272
294	Textile rags and waste, n.e.s.	613	21 151	8 551	34 452	3 559
296	Paper waste	3,427	115 336	37 727	212 678	23 980
298	Slag (excluding basic) and ashes, waste	189	11 071	36 439	55 002	1 458
300	Wood waste, n.e.s.	7,493	327 933	3 605	413	1 839
304	Waste materials, n.e.s.	757	41 201	53 047	8 998	26 417
993	Total	1,687,762	131 335 350	19 600 055	5 273 413	467 672
SECTION IV:						
Fabricated materials, inedible (C.L.):						
306	Leather and dressed furs and rubber fabricated materials	148	5 060	716	202	41
308	Lumber	164,904	7 358 609	2 182 822	260 863	119 411
310	Flooring	167	6 328	2 388	2 664	128
312	Railway ties	1,204	54 162	20 376	47 590	888
314	Shingles and shakes of wood	6,972	221 047	19 825	355	371
316	Sawmill products, n.e.s.	246	9 520	177	326	-
318	Veneer	7,721	365 884	142 471	13 692	7 337
320	Plywood	16,676	657 703	296 537	28 141	56 347
322	Wood building boards, n.e.s.	6,263	279 884	25 557	44 153	38 768
324	Millwork (woodwork)	692	17 969	4 593	8 388	14 544
326	Cooperage stock and box, crate and package stock	55	968	275	1 092	2 488
328	Other wood fabricated materials, n.e.s.	992	32 668	5 665	32 588	4 588
330	Wood pulp	90,186	5 246 155	1 321 267	156 814	186 938
332	Pulp, n.e.s.	18	889	971	4 690	1 733
334	Newsprint paper	80,068	4 588 296	1 481 526	17 474	1 638
336	Groundwood printing and specialty paper	11,510	521 693	198 889	280 063	939 753
338	Book paper	1	32	36	-	-
340	Fine paper, tissue paper and sanitary paper	1,973	42 228	26 164	6 468	50 773
342	Wrapping paper	6,106	256 472	37 580	10 221	31 897
344	Paperboard, n.e.s.	24,859	978 029	92 229	140 904	106 906
346	Building paper	3,801	141 048	6 769	8 639	53
348	Building board, n.e.s.	2,739	84 028	32 052	24 572	10 089
350	Paper, n.e.s.	137	5 042	111	1 018	555
352	Batts, batting, wadding and felt	704	19 072	1 932	5 025	1 013
354	Cordage, twine and rope	104	2 818	570	10 127	262
356	Cotton broad-woven fabrics	124	1 814	17	1 173	69
358	Jute broad-woven fabrics	105	3 259	73	147	-
360	Textile fabricated materials, n.e.s.	171	3 028	517	7 035	653
362	Animal oils and fats (excluding marine)	1,386	71 642	3 988	402	538
364	Fish and marine animal oils	130	4 855	1 572	142	326
366	Cottonseed oil and linseed oil	19	868	362	4 744	202
368	Soyabean oil	146	7 536	-	13 607	2 546
370	Vegetable oils and fats, n.e.s.	4,756	288 232	94 094	22 298	1 934
372	Chemically modified oils, fats and waxes and their derivatives	215	9 390	1 494	6 099	707
374	Turpentine, rosin and rosin oils, spirits and acids	122	4 462	1 429	14 303	1 917
376	Gum, wood and vegetable extracts	1,400	78 533	11 552	16 135	3 204
378	Carbon blacks	2,602	99 027	4 948	8 049	1 929
380	Chemical elements	8,652	564 232	118 964	40 417	16 032
382	Sulphuric acid	12,072	956 710	630 336	20 941	559
384	Inorganic acids and oxygen compounds of non-metals or metalloids, n.e.s.	3,292	181 509	17 080	23 924	5 692
386	Sodium hydroxide	29	2 271	27 509	176	54
388	Inorganic bases and metallic oxides, hydroxides and peroxides, n.e.s.	21,170	1 444 964	162 447	82 237	38,273
390	Sodium sulphate	6,675	534 459	98 742	1 437	4 213
392	Sodium carbonate	5,307	389 478	59 322	172 918	3 546
394	Metallic salts and peroxy-salts of inorganic acids, n.e.s.	4,701	298 612	141 134	123 713	53 144
396	Calcium carbide	449	20 077	3 436	1 570	627
398	Inorganic chemicals, other, n.e.s.	452	31 562	446	4 510	1 259
400	Hydrocarbons and their derivatives	6,817	411 545	89 675	112 182	6 375
402	Alcohols and their derivatives	5,527	427 746	26 450	16 160	657
404	Phenols, ethers, aldehydes, ketones and their derivatives	2,949	169 063	25 899	66 794	715
406	Organic acids, their anhydrides, halides, peroxides, peracids and derivatives	1,095	64 419	1 512	80 032	384
408	Nitrogen function compounds	642	36 838	2 460	29 186	41
410	Organic chemicals, n.e.s.	1,918	89 628	4 555	28 081	382
412	Explosives, fuses and caps	1,475	56 016	8 210	3 153	-

See footnote(s) at end of table

TABLEAU 1. Marchandises payantes transportées par chemin de fer au Canada - Sommaire, 1979

Total freight traffic(1) (initial haul), 1979	Unloaded from railway cars	Delivered to other railways	Delivered to United States rail	Type de marchandise	No
Total du trafic de marchandises(1) (transport initial), 1979	Dechargées du wagon	Remises aux autres chemins de fer	Remises au réseau des États-Unis		
metric - tonnes - métriques					
SECTION III:					
Matières brutes, non comestibles (charge complète):					
4 905 012	4 882 072	81	22 904	Gypse	276
13 667	323	13 344	31 528	Pyrites de fer (sauf frittées)	278
405 742	118 941	227 405	301 714	Syenite néphélinique	280
2 634 376	2 635 303	334 794	3 007	Roche phosphatée	282
905 890	789 018	50 645	111 984	Sel gemme de saline	284
147 346	112 340	12 895	28 449	Sel commun, n.d.a.	286
1 516 578	394 902	196 706	1 115 144	Soufre liquide	288
4 571 288	4 367 704	203 617	30 528	Soufre, n.d.a.	290
174 928	120 365	31 750	55 649	Minéraux non métalliques bruts, n.d.a.	292
59 162	47 778	8 620	11 318	Chiffons et déchets de textile, n.d.a.	294
351 994	282 779	52 079	54 863	Déchets de papier	296
67 531	48 024	45 270	10 676	Scories (sauf basiques) et cendres, déchets	298
330 185	318 607	5 184	10 000	Déchets de bois, n.d.a.	300
76 616	41 218	31 647	56 796	Autres déchets, n.d.a.	304
137 076 435	132 451 964	20 121 836	4 102 692	Total	993
SECTION IV:					
Demi-produits, non comestibles (charge complète):					
5 303	4 457	1 414	148	Cuir, lournures apprêtées et demi-produits en caoutchouc	306
7 738 883	2 378 717	2 377 465	5 185 520	Bois de construction	308
9 120	6 797	2 503	2 209	Couvertures de sol	310
102 580	94 594	25 562	2 799	Traverses de chemin de fer	312
221 773	10 566	15 855	215 175	Bardeaux et bardeaux fendus	314
9 846	6 116	598	3 309	Sciages	316
386 843	224 675	164 967	139 673	Placages	318
742 167	659 492	286 169	93 044	Contre-plaqués	320
362 745	220 932	27 990	139 380	Planches de bois de construction, n.d.a.	322
40 901	25 433	4 348	15 714	Bois de menuiserie	324
4 448	2 029	135	2 560	Ouvrages de tonnellerie, caisses et bois de layetier	326
69 821	47 535	6 410	21 543	Autre demi-produits en bois, n.d.a.	328
5 589 907	2 455 621	1 169 664	3 285 891	Pâte de bois	330
7 312	4 904	781	2 598	Pâte, n.d.a.	332
4 607 408	889 756	1 577 065	3 622 113	Papier journal	334
1 741 509	334 820	190 029	1 415 554	Papier mécanique et papier spécial	336
32	32	-	36	Papier d'édition	338
99 469	22 957	25 776	76 901	Papier fin, papier de soie et papier hygiénique	340
298 590	205 784	36 601	93 786	Papier d'emballage	342
1 225 839	1 010 737	134 926	172 409	Carton, n.d.a.	344
149 740	112 304	5 719	38 487	Papier de construction	346
118 689	94 152	29 845	26 742	Panneaux de construction, n.d.a.	348
6 615	2 673	111	3 942	Papier, n.d.a.	350
25 110	23 927	1 732	1 382	Ouate et bourre en masse ou en feuilles et feutre	352
13 207	13 086	323	367	Cordage, ficelle et corde	354
3 056	2 414	80	579	Tissus larges de coton	356
3 406	1 619	79	1 781	Tissus larges de jute	358
10 716	9 433	594	1 204	Demi-produits en matières textile, n.d.a.	360
72 582	72 920	3 031	620	Huiles et corps gras d'origine animale (sauf marins)	362
5 323	2 125	1 251	3 519	Huiles de poissons et d'animaux marins	364
5 814	5 429	420	327	Huile de coton et huile de lin	366
23 689	21 143	-	2 546	Huile de soja	368
312 464	298 271	103 154	5 133	Huiles et corps gras d'origine végétale, n.d.a.	370
16 196	13 756	1 429	2 505	Huiles, corps gras et cires modifiés chimiquement et leurs dérivés	372
20 682	18 439	1 714	1 958	Térébenthine, colophane et huiles, essences et acides de colophane	374
97 872	50 856	11 214	47 356	Extraits de gomme, de bois et de végétaux	376
109 005	94 555	4 946	14 451	Noirs de carbone	378
620 681	475 651	116 414	147 581	Éléments chimiques	380
976 210	889 824	590 959	127 763	Acide sulfurique	382
211 125	135 136	21 506	71 564	Acides inorganiques et composés d'oxygène de produits non métalliques ou de métalloïdes, n.d.a.	384
2 501	18 931	11 024	54	Hydroxyde de sodium	386
1 565 474	976 706	207 127	544 085	Bases inorganiques et oxydes, hydroxydes et peroxydes métalliques, n.d.a.	388
540 109	359 540	99 006	180 304	Sulfate de sodium	390
565 942	555 731	60 607	8 925	Carbonate de sodium	392
475 469	387 066	122 327	107 207	Sels et persels métalliques d'acides inorganiques, n.d.a.	394
22 274	20 249	4 834	627	Carbure de calcium	396
37 331	30 521	2 232	5 024	Autres produits chimiques inorganiques, n.d.a.	398
530 102	405 453	79 882	134 444	Hydrocarbures et leurs dérivés	400
444 563	316 012	28 004	126 997	Alcools et leurs dérivés	402
236 572	152 303	52 415	57 750	Phénols, éthers, aldéhydes, cétones et leurs dérivés	404
145 045	126 804	4 796	14 958	Acides organiques et leurs anhydrides, halides, peroxydes, peracides et leurs dérivés	406
66 064	63 368	4 539	616	Composés de fonction azote	408
118 371	115 881	5 238	1 807	Produits chimiques organiques, n.d.a.	410
58 174	52 933	6 924	6 526	Explosifs, mèches et amorces	412

Voir annexes à la fin du tableau.

TABLE 1. Revenue Freight Carried by Railways within Canada - Summary, 1979

No.	Commodity	Number of	Loaded onto	Received from	Received from United States	
		railways cars	railways cars	other railways	En provenance des États-Unis	
		Nombre de wagons	Chargées sur wagons	En provenance d'autres chemins de fer	Destined to Canadian points À destination du Canada	Destined to United States points À destination des États-Unis
		cars - wagons	metric - tonnes - métriques			
SECTION IV:						
Fabricated materials, inedible (C.L.):						
414	Ammonium phosphates	6,467	446 718	80 927	56 287	3 787
416	Muriate of potassium (potash)	119,707	10 555 337	339 344	2 506	2 613
418	Fertilizers and fertilizer materials, n.e.s.	25,128	1 953 392	407 046	205 072	24 289
420	Agricultural chemicals, formulated	211	7 509	1 330	10 768	1 749
422	Adhesives	773	27 062	690	1 145	31
424	Synthetic rubber	1,169	61 506	10 233	63 226	8 644
426	Plastic materials, not shaped and basic shapes and forms	10,025	444 247	89 593	176 854	77 152
428	Pigments, lakes and toners	565	26 933	5 680	1 287	2 611
430	Paints and related products	1,117	38 308	10 690	1 856	874
432	Chemical specialties, industrial, n.e.s.	8,357	436 424	74 759	359 751	27 076
434	Gasoline	28,337	1 600 723	334 831	35 697	-
436	Aviation turbine fuel	1,148	66 458	1 258	-	-
438	Diesel fuel	51,461	3 007 963	367 664	251	359
440	Kerosene	126	7 706	2 461	159	191
442	Fuel oil, n.e.s.	18,960	1 079 622	302 147	29 891	5 284
444	Lubricating oils and greases	7,952	347 839	65 931	46 963	10 997
446	Petroleum coke	1,418	97 213	114 921	477 381	38 148
448	Coke, n.e.s.	12,134	564 229	64 459	200 352	87 550
450	Refined and manufactured gases, fuel type (L.P.G.)	43,188	2 659 467	332 975	39 395	119 863
452	Asphalts and road oils	4,361	269 693	13 121	3 938	844
454	Other petroleum and coal products	12,498	651 914	122 495	38 547	6 180
456	Ferro-alloys	1,308	74 433	52 291	19 379	6 113
458	Pig iron	951	67 471	25 264	1 970	1 062
460	Ingots, blooms, billets and slabs, iron and steel	6,829	455 662	7 822	93 788	27 090
461	Primary iron and steel, n.e.s.	1,133	47 591	12 529	85 217	14
462	Castings and forgings, iron or steel	2,510	112 652	22 316	60 071	34 540
464	Bars and rods, steel	13,591	791 280	142 364	34 096	79 730
466	Plates, steel, fabricated	8,085	511 989	213 272	53 672	9 300
468	Sheet and strip, steel	15,868	1 001 205	297 382	31 751	131 500
470	Structural shapes and sheet piling, iron or steel	7,239	414 073	282 759	55 095	3 000
472	Rails and railway track materials	1,343	76 834	29 727	11 318	4 284
474	Pipes and tubes, iron and steel	10,854	518 730	217 117	29 980	1 906
476	Wire, iron or steel	1,530	43 725	7 113	1 906	38
478	Aluminum paste, powder, pigs, ingots and shot	1,284	80 072	4 027	93	1 315
480	Aluminum and aluminum alloy fabricated material, n.e.s.	5,357	227 382	407 526	46 416	3 936
482	Copper and alloys in primary forms	7,045	363 005	80 171	10 969	50
484	Copper and alloys, n.e.s.	1,513	64 459	21 289	742	1 770
486	Lead and alloys	2,426	139 917	7 510	1 641	1 225
488	Nickel and alloys	561	27 809	4 804	31	-
490	Tin and alloys	2	104	548	-	-
492	Zinc and alloys	7,185	415 705	134 287	310	1 169
494	Other non-ferrous base metals and alloys	403	18 229	1 120	3 327	92
496	Tanks	604	18 540	4 664	2 383	395
498	Bolts, nuts, nails, screws and basic hardware	620	18 227	911	1 697	135
500	Metal fabricated basic products, n.e.s.	2,912	87 398	25 241	15 112	1 973
502	Natural stone basic products, chiefly structural	2,249	182 474	5 156	43 590	124
504	Bricks and tiles, clay	764	33 148	2 236	11 637	5 268
506	Fire brick and similar shapes	1,301	57 680	21 562	72 174	4 096
508	Dolomite and magnesite, calcined	321	22 192	5 247	46 421	11 971
510	Refractories, n.e.s.	204	7 034	2 865	21 900	2 708
512	Glass basic products	1,362	48 199	12 540	56 880	63
514	Asbestos and asbestos-cement basic products	829	26 764	76 967	388	313
516	Portland cement, standard	23,014	1 825 267	141 339	63 109	171
518	Concrete pipe	1,132	33 871	18 092	1 294	-
520	Cement and concrete basic products, n.e.s.	7,059	538 269	4 350	11 574	943
522	Plaster	177	4 000	1 764	15 196	283
524	Gypsum wallboard and sheathing	660	27 710	1 462	8 546	626
526	Gypsum basic products, n.e.s.	2	54	95	3 020	527
528	Lime, hydrated and quick	7,145	476 710	159 644	9 916	5 315
530	Non-metallic mineral basic products, n.e.s.	15,231	592 103	163 576	43 120	3 247
532	Bituminous pressed or molded fabricated materials	30	709	1 062	16	-
534	Miscellaneous fabricated materials	1,018	32 192	7 173	4 674	54
994	Total	1,041,197	60 982 514	12 809 469	4 732 393	2 476 306
SECTION V:						
End products, inedible (C.L.):						
536	Power boilers	723	23 581	7 056	5 866	1 530
538	Engines and turbines, general purpose	432	15 471	1 331	2 353	282
539	Electric generators and motors	350	9 679	1 494	2 195	176
540	General purpose industrial machinery, n.e.s.	2,512	66 356	11 135	9 479	735
542	Conveying, elevating and materials handling equipment	1,699	35 152	6 576	18 726	12 117
544	Construction and maintenance machinery and equipment	3,121	89 939	17 804	13 357	534
546	Special industry machinery, n.e.s.	1,302	36 040	9 826	37 284	2 143
548	Agricultural machinery and equipment	7,872	206 677	36 083	83 880	980
550	Tractors	885	23 148	1 966	44 752	107

See footnote(s) at end of table.

TABLEAU 1. Marchandises payantes transportées par chemin de fer au Canada - Sommaire, 1979

Total freight traffic(1) (initial haul), 1979	Unloaded from railway cars	Delivered to other railways	Delivered to United States rail	Type de marchandise	No
Total du trafic de marchandises(1) (transport initial), 1979	Déchargées du wagon	Remises aux autres chemins de fer	Remises au réseau des Etats-Unis		
metric - tonnes - métriques					
SECTION IV:					
Demi-produits, non comestibles (charge complète):					
506 792	284 374	106 816	196 527	Phosphates d'ammonium	414
10 560 456	3 705 937	320 387	6 873 477	Chlorure (muriate) de potassium	416
2 182 753	857 868	399 016	1 332 915	Engrais et matières fertilisantes, n.d.a.	418
20 026	17 820	1 524	2 014	Produits chimiques agricoles, formulés	420
28 238	28 036	697	195	Adhésifs	422
133 376	85 257	11 239	47 115	Caoutchouc synthétique	424
698 253	576 352	107 862	103 631	Matières plastiques non façonnées, et profilés et formes de base	426
30 831	24 321	5 014	7 176	Pigments, laques colorantes et tonifiants	428
41 038	38 816	9 048	3 866	Peintures et produits connexes	430
823 251	649 799	116 492	131 718	Produits chimiques industriels, n.d.a.	432
1 636 420	1 651 869	319 117	266	Essence	434
66 458	66 245	1 469	-	Carbureacteurs	436
3 008 573	2 782 744	457 924	135 567	Carburant diesel	438
8 056	10 072	254	191	Kérosène	440
1 114 797	1 185 591	222 393	8 960	Mazout, n.d.a.	442
405 799	407 556	52 553	11 621	Huiles et graisses lubrifiantes	444
612 742	489 049	79 593	159 019	Coke de pétrole	446
852 131	686 673	61 022	168 896	Coke, n.d.a.	448
2 818 725	1 190 607	347 406	1 613 692	Gaz raffinés et manufacturés, combustibles (GPL)	450
274 475	271 624	13 544	2 429	Asphalte et huiles pour les routes	452
696 641	564 088	149 701	105 351	Autres dérivés du pétrole et de la houille	454
99 925	81 115	51 550	19 549	Ferro-alliages	456
70 503	66 143	24 348	5 276	Fonte en gueuses	458
576 540	508 182	6 381	69 800	Lingots, blooms, billettes et brames de fer et d'acier	460
132 822	133 035	2 345	9 969	Fer et acier de formes primaires, n.d.a.	461
207 263	148 978	31 485	49 114	Moulages et forgeages de fer ou d'acier	462
905 106	731 984	133 243	182 242	Barres et tiges d'acier	464
566 599	531 002	231 081	17 784	Tôles d'acier travaillé	466
1 164 456	1 024 912	234 429	202 498	Feuille et feuillard d'acier	468
469 497	443 262	300 911	8 080	Profilés de charpente et palplanches de fer ou d'acier	470
92 395	87 994	18 588	15 546	Rails et matériel de voie ferrée	472
550 706	443 211	218 786	105 832	Tuyaux et tubes de fer et d'acier	474
18 655	41 562	6 105	5 101	Fils de fer ou d'acier	476
31 480	30 348	53 845	1 315	Pâte, poudre, gueuses, lingots et grenaille d'aluminium	478
377 794	217 303	32 610	435 407	Demi-produits à base d'aluminium et d'alliages d'aluminium, n.d.a.	480
324 024	331 781	86 166	36 247	Cuivre et alliages de cuivre formes primaires	482
56 971	58 417	8 708	21 133	Cuivre et alliages de cuivre, n.d.a.	484
142 783	86 304	9 307	54 681	Plomb et alliages	486
27 840	15 370	4 945	12 329	Nickel et alliages	488
104	-	104	548	Etain et alliages	490
417 184	218 680	131 784	201 009	Zinc et alliages	492
21 648	12 774	2 802	7 192	Autres alliages et métaux communs non ferreux	494
21 318	18 652	5 902	1 426	Reservoirs	496
20 059	16 288	365	4 317	Boulons, écrous, clous, vis et autres articles de base de quincaillerie	498
104 483	102 372	18 459	8 891	Demi-produits de base en métal, n.d.a.	500
226 188	222 259	5 290	3 794	Produits de base en pierre naturelle, surtout de construction	502
50 053	41 642	3 008	7 738	Bricks et tuiles d'argile	504
133 950	100 192	29 881	25 436	Bricks réfractaires et formes similaires	506
80 584	57 918	5 729	22 182	Dolomite et magnésite calcinées	508
31 642	27 547	3 918	3 042	Matière réfractaire, n.d.a.	510
105 142	93 862	12 755	11 065	Produits de base en verre	512
27 465	20 700	3 420	80 314	Produits de base en amiante et en fibrociment	514
1 888 547	1 708 438	116 808	204 640	Ciment Portland ordinaire	516
35 165	35 377	17 731	150	Tuyau en béton	518
550 786	544 495	4 962	5 683	Produits de base en ciment et en béton, n.d.a.	520
19 479	18 896	1 896	450	Plâtre	522
36 882	33 562	2 046	2 736	Panneaux et revêtements de gypse	524
3 601	2 702	469	527	Produits de base en gypse, n.d.a.	526
491 941	314 083	180 563	156 939	Chaux hydratée et vive	528
638 470	340 714	147 251	314 048	Produits minéraux non métalliques de base, n.d.a.	530
725	1 402	369	16	Demi-produits bitumineux pressés ou moulés	532
36 920	36 860	6 791	442	Demi-produits divers	534
68 191 213	39 050 079	12 571 993	29 378 613	Total	994
SECTION V:					
Produits finals, non comestibles (charge complète):					
30 977	21 486	8 501	8 044	Chaudières mécaniques	536
18 106	16 708	1 444	1 266	Moteurs et turbines d'usage général	538
12 050	9 059	1 499	2 985	Génératrices et moteurs électriques	539
76 570	56 840	12 360	18 504	Machines industrielles d'usage général, n.d.a.	540
65 995	43 699	7 345	21 527	Convoyeurs et appareils de levage et de manutention	542
103 820	98 043	16 109	7 471	Machines et matériel de construction et d'entretien	544
75 467	60 105	13 669	11 518	Machines industrielles spéciales, n.d.a.	546
291 119	179 623	37 301	110 281	Machines et matériel agricoles	548
67 977	64 441	3 203	2 301	Tracteurs	550

Voies notes à la fin du tableau.

TABLE 1. Revenue Freight Carried by Railways within Canada - Summary, 1979

No.	Commodity	Number of railways cars Nombre de wagons	Loaded onto railways cars Chargées sur wagons	Received from other railways En provenance d'autres chemins de fer	Received from United States rail En provenance des États-Unis	
					Destined to Canadian points À destination du Canada	Destined to United States points À destination des États-Unis
		cars - wagons	metric - tonnes - métriques			
SECTION V:						
End products, inedible (C.L.):						
552	Railway rolling stock	5,371	155 297	63 504	20 861	2 855
554	Passenger automobiles and chassis	43,123	790 103	156 437	246 901	156 371
556	Motor vehicle engines, accessories, parts and assemblies	39,312	973 106	181 889	1 514 848	299 466
558	Road motor vehicles, n.e.s.	47,520	916 989	161 999	168 151	19 906
560	Ships and boats, aircraft and miscellaneous vehicles, n.e.s. (including parts and accessories)	5,776	121 721	4 776	4 184	1 490
562	Rubber tires and tubes	9,641	240 388	13 209	15 581	7 230
564	Communication and related equipment	484	9 125	123	8 314	396
566	Heating equipment	39,312	973 106	181 889	1 514 848	299 466
568	Air-conditioning and refrigeration equipment	5,441	89 978	5 502	16 821	2 076
570	Plumbing equipment and fittings	1,695	35 778	2 061	1 025	-
572	Electric lighting, distribution and control equipment, n.e.s.	675	35 815	9 245	3 396	301
574	Furniture and fixtures	8,203	129 711	21 467	40 044	22 837
576	Electric appliances and accessories	7,474	181 144	16 081	15 593	747
577	Other equipment	1,444	30 522	5 562	4 593	691
578	Facial tissues and paper handkerchiefs	803	16 652	873	2 583	16 503
579	Apparel and accessories, n.e.s.	75	1 471	402	5 149	3 285
580	Toiletries, cleaning preparations and household chemical specialties	8,132	254 172	49 671	41 401	6 806
582	Paper napkins, towels and toilet paper	4,818	91 869	14 798	16 712	45 206
584	Tableware, paper	1,320	25 615	9 889	3 862	31 428
586	Kitchen utensils, cutlery and tableware, n.e.s. (excluding silverware)	464	6 784	814	2 938	3 999
588	Household and personal equipment, n.e.s.	9,276	207 897	40 005	10 030	19 279
590	Medicinal and pharmaceutical products and supplies (including ophthalmic goods and orthopaedic appliances)	3,230	58 900	10 844	3 647	646
592	Printed matter	503	10 916	3 618	11 376	690
594	Stationers' supplies, photographic goods, musical instruments and recreational supplies	526	7 679	1 998	11 037	17 758
596	Firearms, weapons and ammunition	530	21 127	1 644	2 960	289
598	Prefabricated buildings and structures	1,845	43 381	3 699	1 535	30
600	Miscellaneous products, n.e.s.	4,376	37 023	3 772	2 018	27 524
602	Metal containers	3,777	68 261	19 069	5 964	490
604	Glass containers	2,315	47 605	2 270	4 200	101
606	Bags, paper	408	11 234	1 275	1 408	2 737
608	Other paper containers	1,631	31 118	6 601	13 395	10 140
610	Wooden containers	276	5 690	1 853	7 506	426
612	Shipping and distribution containers and closures, n.e.s. (not C.O.F.C.)	3,900	58 793	11 560	48 267	30 943
614	Containers and closures, n.e.s. (not C.O.F.C.)	13	334	-	57	-
616	Paper end products	4,289	115 470	29 594	10 998	304
618	Plastic end products	2,679	40 707	10 059	5 397	1 205
620	Remaining end products	658	16 037	2 738	15 701	666
995	Total	253,181	5 444 197	970 880	2 507 612	753 889
SECTION VI:						
Special types of traffic (C.L.):						
622	Shipping containers returned empty (not C.O.F.C.)	30,257	484 331	17 413	142 093	27 820
624	Mixed carload freight, n.e.s.	78,670	1 844 358	21 912	295 175	42 496
626	Freight forwarder and shipper association traffic	84,399	1 685 044	125 364	62 603	1 368
628	Piggyback (T.O.F.C.) - Motor common carrier trailers (Plans I and V).(2)	87,431	1 924 462	670	44 418	928
630	Piggyback (C.O.F.C.) - Motor common carrier containers (Plans I and V).(2)	117,017	4 427 628	2 900	225 655	739
632	Piggyback (T.O.F.C.) - Other trailers (Plans III, IV and open tariff).(2)	-	-	-	-	103
634	Piggyback (C.O.F.C.) - Other containers (Plans III, IV and open tariff).(2)	4	64	-	-	-
996	Total	397,778	10 365 888	168 262	769 942	73 454
997	Grand total, carload traffic	3,891,073	236 822 333	36 151 220	15 163 230	5 207 339
SECTION VII:						
Non-carload freight:						
640	Non-carload shipments (L.C.L., express, etc.)	-	680 700	785	295	136
998	Grand total, carload and non-carload traffic	...	237 503 032	36 152 005	15 163 526	5 207 477

(1) Excludes receipts from other roads in Canada (column 3)

(2) Excludes railway-owned (Plan II) trailers and containers for which data are included under appropriate commodities according to trailer or container contents

TABLEAU 1. Marchandises payantes transportées par chemin de fer au Canada - Sommaire, 1979

Total freight traffic(1) (initial, 1979)	Unloaded from railway cars	Delivered to other railways	Delivered to United States rail	Type de marchandise	No
Total du trafic de marchandises(1) (transport initial), 1979	Déchargées du wagon	Remises aux autres chemins de fer	Remises au réseau des Etats-Unis		
metric - tonnes - métriques					
SECTION V:					
Produits finis, non comestibles (charge complète):					
179 013	143 592	36 329	62 597	Matériel ferroviaire roulant	552
1 193 375	751 392	154 675	443 746	Voitures particulières et châssis	554
2 787 420	1 817 100	294 519	857 690	Moteurs, accessoires, pièces et assemblages de véhicules automobiles	556
1 105 046	841 164	146 694	279 187	Véhicules automobiles routiers, n.d.a.	558
127 385	98 890	20 851	12 430	Navires et bateaux, aéronefs et véhicules divers, n.d.a. (y compris les pièces et accessoires)	560
263 189	205 551	19 160	51 697	Pneus et chambres à air en caoutchouc	562
17 837	16 173	67	1 719	Matériel de communications et matériel connexe	564
51 839	52 614	6 823	906	Matériel de chauffage	566
108 875	99 685	9 800	4 891	Matériel de climatisation et de réfrigération	568
36 803	35 285	3 386	193	Matériel de plomberie et garnitures	570
39 512	29 769	12 647	6 341	Matériel électrique d'éclairage, de distribution et de commande, n.d.a.	572
192 592	162 936	20 777	30 343	Meubles et accessoires	574
197 484	180 040	29 132	4 394	Appareils et accessoires électriques	576
35 806	34 685	3 533	3 155	Autre matériel	577
35 738	11 885	860	23 866	Papiers mouchoirs et mouchoirs de papier	578
9 905	5 835	453	4 019	Vêtements et accessoires, n.d.a.	579
302 379	286 823	58 033	7 396	Articles de toilette, préparations de nettoyage et spécialités chimiques	580
153 787	92 964	17 521	58 100	Serviettes en papier, serviettes et papier de toilette	582
60 925	14 956	12 231	43 628	Articles de table en papier	584
13 721	9 012	614	4 911	Articles de cuisine, coutellerie et articles de table, n.d.a. (sauf l'argenterie)	586
237 206	177 189	64 899	35 127	Articles ménagers et personnels, n.d.a.	588
63 193	59 317	13 013	1 705	Médicaments, produits pharmaceutiques et fournitures médicales (y compris les articles ophtalmiques et les appareils orthopédiques)	590
33 172	21 749	2 340	2 702	Imprimés	592
36 474	15 133	3 108	20 229	Papeterie, articles de photographie, instruments de musique et articles récréatifs	594
24 315	23 065	2 027	966	Armes à feu, armes et munitions	596
44 946	42 466	5 552	627	Bâtiments et ouvrages préfabriqués	598
66 565	39 599	3 091	27 648	Produits divers, n.d.a.	600
74 634	63 852	23 011	6 836	Conteneurs en métal	602
51 906	51 578	2 056	543	Conteneurs de verre	604
15 379	12 245	1 228	3 180	Sacs en papier	606
54 653	41 358	7 851	12 043	Autres conteneurs de papier	608
13 622	13 631	742	1 099	Conteneurs en bois	610
138 003	81 736	11 631	56 195	Conteneurs et conteneurs de livraison et d'expédition, n.d.a. (autres que rail-route)	612
391	350	-	41	Conteneurs et conteneurs fermés, n.d.a. (autres que rail-route)	614
126 772	111 294	41 014	4 060	Produits finis en papier	616
47 309	36 192	10 755	10 422	Produits finis en plastique	618
32 404	25 451	3 922	5 767	Autres produits finis	620
8 705 678	6 256 557	1 145 774	2 274 225	Total	995
SECTION VI:					
Transports spéciaux (charge complète):					
654 244	392 650	10 733	268 274	Conteneurs vides retournés à l'expéditeur (autres que rail-route)	622
2 162 029	1 924 003	12 781	267 159	Chargements mixtes, n.d.a.	624
1 749 015	1 654 210	218 110	2 060	Trafic des maisons d'expédition et des groupements d'expéditeurs	626
1 969 808	1 968 284	181	2 014	Piggyback - Remorques (rail-route) des transporteurs publics (plans I et V)(2)	628
4 654 022	4 511 358	114	145 449	Piggyback - Conteneurs (rail-route) des transporteurs publics (plans I et V)(2)	630
103	-	-	103	Piggyback - Autres remorques (rail-route) (plans III, IV et tarif général)(2)	632
64	64	-	-	Piggyback - Autres conteneurs (rail-route) (plans III, IV et tarif général)(2)	634
11 209 284	10 450 564	241 919	685 059	Total	996
257 192 902	217 750 604	37 047 511	38 546 008	Total général du trafic charge complète	997
SECTION VII:					
Trafic des chargements de détail:					
681 131	677 258	1 461	3 195	Livraisons de marchandises de détail (tarifs grande et petite vitesse)	640
257 874 035	218 427 860	37 048 972	38 549 206	Total général, charges complètes et chargements de détail	998

(1) Ne comprend pas les recettes provenant d'autres chemins de fer au Canada (rubrique 3).

(2) Non compris les remorques et conteneurs qui sont la propriété des compagnies ferroviaires (plan II) et dont le fret a été classé par type de marchandise suivant le contenu de la remorque ou conteneur.

TABLE 2. Revenue Freight Carried by Railways Within Canada, 1979

Commodity		Class I - Classe I		Class II - Classe II			
		Canadian National	Canadian Pacific	Algoma Central	British Columbia Railway	Canada Southern (Consolidated Rail)	Chesapeake and Ohio
No.		Canadian National	Canadian Pacific				
Section I:							
Live animals (C.L.):							
002. Cattle:							
1	Number of railway cars loaded		1 854			1	
2	Loaded onto railway cars in Canada		49 433			18	
3	Received from other railways in Canada						
	Received from United States rail:		2 316				
4	Destined to Canadian points						
5	Destined to United States points						
6	Total freight traffic carried(1)		51 749			18	
7	Unloaded from railway cars in Canada		51 619			18	
8	Delivered to other railways in Canada						
9	Delivered to United States rail connections		131				
004. Swine:							
10	Number of railway cars loaded		143				
11	Loaded onto railway cars in Canada		3 367				
12	Received from other railways in Canada						
	Received from United States rail:						
13	Destined to Canadian points						
14	Destined to United States points						
15	Total freight traffic carried(1)		3 367				
16	Unloaded from railway cars in Canada		3 367				
17	Delivered to other railways in Canada						
18	Delivered to United States rail connections						
006. Horses, mules and donkeys:							
19	Number of railway cars loaded		3				
20	Loaded onto railway cars in Canada		50				
21	Received from other railways in Canada						
	Received from United States rail:						
22	Destined to Canadian points						
23	Destined to United States points						
24	Total freight traffic carried(1)		50			13	
25	Unloaded from railway cars in Canada		50			13	
26	Delivered to other railways in Canada						
27	Delivered to United States rail connections						
008. Live animals, n.e.s.:							
28	Number of railway cars loaded		121			1	
29	Loaded onto railway cars in Canada		3 017			23	
30	Received from other railways in Canada						
	Received from United States rail:					29	
31	Destined to Canadian points						
32	Destined to United States points						
33	Total freight traffic carried(1)		3 017			52	
34	Unloaded from railway cars in Canada		3 017			52	
35	Delivered to other railways in Canada						
36	Delivered to United States rail connections						
991. Total:							
37	Number of railway cars loaded		2 121			2	
38	Loaded onto railway cars in Canada		55 868			41	
39	Received from other railways in Canada						
	Received from United States rail:		2 316			29	
40	Destined to Canadian points						
41	Destined to United States points						
42	Total freight traffic carried(1)		58 184			70	
43	Unloaded from railway cars in Canada		58 053			70	
44	Delivered to other railways in Canada		131				
45	Delivered to United States rail connections						
Section II:							
Food, feed, beverages and tobacco (C.L.):							
010. Meat, fresh or chilled:							
46	Number of railway cars loaded		1 982				
47	Loaded onto railway cars in Canada		59 007				
48	Received from other railways in Canada						
	Received from United States rail:		14 287			43	
49	Destined to Canadian points		54		41		
50	Destined to United States points		36				53
51	Total freight traffic carried(1)		73 384		41		53
52	Unloaded from railway cars in Canada		73 100				
53	Delivered to other railways in Canada		249		41		
54	Delivered to United States rail connections		36				53

See footnote(s) at end of table.

TABLEAU 2. Marchandises payantes transportées par chemin de fer au Canada, 1979

Class II - Classe II				Classes III and IV Classes III et IV	Grand total all Railways Total général tous chemins de fer	Type de marchandise	No	
Northern Alberta	Ontario Northland	Quebec North Shore and Labrador	All other Tous autres					
						Section I:		
						Animaux vivants (charge complète):		
						002. Bovins:		
					4 445	wagon	Nombre de wagons chargés	1
					92 697	tonnes métriques	Chargées sur wagons au Canada	2
					2 316	" "	En provenance d'autres chemins de fer au Canada	3
						" "	En provenance des Etats-Unis:	
						" "	A destination du Canada	4
						" "	A destination des Etats-Unis	5
					95 013	" "	Total du trafic marchandises transportées(1)	6
					93 176	" "	Déchargées du wagon au Canada	7
					1 838	" "	Remises aux autres chemins de fer au Canada	8
						" "	Remises au réseau des Etats-Unis	9
							004. Porcs:	
					151	wagon	Nombre de wagons chargés	10
					3 528	tonnes métriques	Chargées sur wagons au Canada	11
						" "	En provenance d'autres chemins de fer au Canada	12
						" "	En provenance des Etats-Unis:	
						" "	A destination du Canada	13
						" "	A destination des Etats-Unis	14
					3 528	" "	Total du trafic marchandises transportées(1)	15
					3 528	" "	Déchargées du wagon au Canada	16
						" "	Remises aux autres chemins de fer au Canada	17
						" "	Remises au réseau des Etats-Unis	18
							006. Chevaux, mulets et ânes:	
					4	wagon	Nombre de wagons chargés	19
					63	tonnes métriques	Chargées sur wagons au Canada	20
						" "	En provenance d'autres chemins de fer au Canada	21
						" "	En provenance des Etats-Unis:	
						" "	A destination du Canada	22
						" "	A destination des Etats-Unis	23
					63	" "	Total du trafic marchandises transportées(1)	24
					63	" "	Déchargées du wagon au Canada	25
						" "	Remises aux autres chemins de fer au Canada	26
						" "	Remises au réseau des Etats-Unis	27
							008. Animaux vivants, n.d.a.:	
					125	wagon	Nombre de wagons chargés	28
					3 081	tonnes métriques	Chargées sur wagons au Canada	29
						" "	En provenance d'autres chemins de fer au Canada	30
					65	" "	En provenance des Etats-Unis:	
			20		38	" "	A destination du Canada	31
						" "	A destination des Etats-Unis	32
			20		3 184	" "	Total du trafic marchandises transportées(1)	33
					3 128	" "	Déchargées du wagon au Canada	34
			20		20	" "	Remises aux autres chemins de fer au Canada	35
					36	" "	Remises au réseau des Etats-Unis	36
							991. Total:	
					4,725	wagon	Nombre de wagons chargés	37
					99 370	tonnes métriques	Chargées sur wagons au Canada	38
						" "	En provenance d'autres chemins de fer au Canada	39
					2 381	" "	En provenance des Etats-Unis:	
			20		38	" "	A destination du Canada	40
						" "	A destination des Etats-Unis	41
			20		101 789	" "	Total du trafic marchandises transportées(1)	42
					99 895	" "	Déchargées du wagon au Canada	43
			20		1 858	" "	Remises aux autres chemins de fer au Canada	44
					36	" "	Remises au réseau des Etats-Unis	45
							Section II:	
							Denrées alimentaires, aliments pour animaux, boissons et tabacs (charge complète):	
							010. Viande fraîche ou réfrigérée:	
					5,835	wagon	Nombre de wagons chargés	46
					165 008	tonnes métriques	Chargées sur wagons au Canada	47
						" "	En provenance d'autres chemins de fer au Canada	48
					14 472	" "	En provenance des Etats-Unis:	
	71				99	" "	A destination du Canada	49
					89	" "	A destination des Etats-Unis	50
	71		30		179 668	" "	Total du trafic marchandises transportées(1)	51
					164 178	" "	Déchargées du wagon au Canada	52
	71		30		15 402	" "	Remises aux autres chemins de fer au Canada	53
					89	" "	Remises au réseau des Etats-Unis	54

Voir note(s) à la fin du tableau.

TABLE 2. Revenue Freight Carried by Railways Within Canada, 1979

No.	Commodity		Class I - Classe I		Class II - Classe II			
			Canadian National	Canadian Pacific	Algoma Central	British Columbia Railway	Canada Southern (Consolidated Rail)	Chesapeake and Ohio
			Canadian National	Canadian Pacific				
Food, feed, beverages and tobacco (C.L.):								
012. Meat, frozen:								
1	Number of railway cars loaded	carloads	145	104	-	-	-	-
2	Loaded onto railway cars in Canada	metric tonnes	6 062	2 128	-	-	-	-
3	Received from other railways in Canada	" "	-	-	-	-	-	-
	Received from United States rail:	" "	-	-	-	-	-	-
4	Destined to Canadian points	" "	748	-	-	-	-	-
5	Destined to United States points	" "	84	41	-	-	-	937
6	Total freight traffic carried(1)	" "	6 894	2 169	-	-	-	937
7	Unloaded from railway cars in Canada	" "	6 783	2 078	-	-	-	-
8	Delivered to other railways in Canada	" "	27	50	-	-	-	-
9	Delivered to United States rail connections	" "	84	41	-	-	-	937
014. Meat and meat preparations, n.e.s.:								
10	Number of railway cars loaded	carloads	1,119	12	-	-	-	-
11	Loaded onto railway cars in Canada	metric tonnes	29 594	386	-	-	-	-
12	Received from other railways in Canada	" "	-	-	-	-	-	-
	Received from United States rail:	" "	54	955	-	-	-	-
13	Destined to Canadian points	" "	196	42	-	-	-	-
14	Destined to United States points	" "	-	46	-	-	-	141
15	Total freight traffic carried(1)	" "	29 844	1 429	-	-	-	141
16	Unloaded from railway cars in Canada	" "	28 198	1 201	-	-	-	-
17	Delivered to other railways in Canada	" "	1 647	181	-	-	-	-
18	Delivered to United States rail connections	" "	-	46	-	-	-	141
016. Fish and marine animals:								
19	Number of railway cars loaded	carloads	370	643	-	-	-	-
20	Loaded onto railway cars in Canada	metric tonnes	13 563	21 879	-	-	-	100
21	Received from other railways in Canada	" "	-	-	-	-	-	-
	Received from United States rail:	" "	955	476	-	-	236	-
22	Destined to Canadian points	" "	439	1 809	-	-	-	-
23	Destined to United States points	" "	1 046	2 433	-	-	-	81
24	Total freight traffic carried(1)	" "	16 003	26 597	-	-	236	181
25	Unloaded from railway cars in Canada	" "	12 586	16 674	-	-	-	-
26	Delivered to other railways in Canada	" "	284	4 096	-	-	-	100
27	Delivered to United States rail connections	" "	3 133	5 827	-	-	236	81
018. Butter:								
28	Number of railway cars loaded	carloads	11	6	-	-	-	-
29	Loaded onto railway cars in Canada	metric tonnes	417	177	-	-	-	-
30	Received from other railways in Canada	" "	-	-	-	-	-	-
	Received from United States rail:	" "	-	51	-	-	73	-
31	Destined to Canadian points	" "	54	-	-	-	-	-
32	Destined to United States points	" "	54	77	-	-	-	1 383
33	Total freight traffic carried(1)	" "	525	305	-	-	73	1 383
34	Unloaded from railway cars in Canada	" "	472	228	-	-	-	-
35	Delivered to other railways in Canada	" "	-	-	-	-	-	-
36	Delivered to United States rail connections	" "	54	77	-	-	73	1 383
020. Cheese:								
37	Number of railway cars loaded	carloads	3	64	-	-	-	-
38	Loaded onto railway cars in Canada	metric tonnes	48	1 316	-	-	-	-
39	Received from other railways in Canada	" "	-	-	-	-	-	-
	Received from United States rail:	" "	-	-	-	-	958	-
40	Destined to Canadian points	" "	75	1 330	-	-	-	-
41	Destined to United States points	" "	443	7 124	-	-	-	2 360
42	Total freight traffic carried(1)	" "	566	9 770	-	-	958	2 360
43	Unloaded from railway cars in Canada	" "	123	1 136	-	-	-	-
44	Delivered to other railways in Canada	" "	-	1 439	-	-	-	-
45	Delivered to United States rail connections	" "	443	7 196	-	-	958	2 360
022. Dairy produce, n.e.s., eggs and honey:								
46	Number of railway cars loaded	carloads	1,199	779	-	-	-	-
47	Loaded onto railway cars in Canada	metric tonnes	43 126	32 607	-	-	-	-
48	Received from other railways in Canada	" "	-	-	-	-	-	-
	Received from United States rail:	" "	1 259	54	-	-	7 106	60
49	Destined to Canadian points	" "	658	644	-	-	-	-
50	Destined to United States points	" "	314	1 426	-	-	226	2 185
51	Total freight traffic carried(1)	" "	45 357	34 731	-	-	7 332	2 225
52	Unloaded from railway cars in Canada	" "	24 407	7 365	-	-	-	-
53	Delivered to other railways in Canada	" "	5 575	1 910	-	-	-	-
54	Delivered to United States rail connections	" "	15 375	25 457	-	-	7 332	2 224

See footnote(s) at end of table.

TABLEAU 2. Marchandises payantes transportées par chemin de fer au Canada, 1979

Class II - Classe II				Classes III and IV	Grand total all Railways	Type de marchandise	No	
Northern Alberta	Ontario Northland	Quebec North Shore and Labrador	All other Tous autres					Classes III et IV
						Denrées alimentaires, aliments pour animaux, boissons et tabacs (charge complète):		
						012. Viande congelée:		
					249	wagon	Nombre de wagons chargés	1
					8 190	tonnes métriques	Chargées sur wagons au Canada	2
			55		55	" "	En provenance d'autres chemins de fer au Canada	3
					748	" "	A destination du Canada	4
					1 062	" "	A destination des Etats-Unis	5
			55		10 055	" "	Total du trafic marchandises transportées(1)	6
			55		8 916	" "	Déchargées du wagon au Canada	7
					77	" "	Remises aux autres chemins de fer au Canada	8
					1 062	" "	Remises au réseau des Etats-Unis	9
							014. Viandes et préparations à base de viandes, n.d.a.:	
			1		1 132	wagon	Nombre de wagons chargés	10
			37		30 017	tonnes métriques	Chargées sur wagons au Canada	11
						" "	En provenance d'autres chemins de fer au Canada	12
			173		1 182	" "	En provenance des Etats-Unis	13
					238	" "	A destination du Canada	14
					187	" "	A destination des Etats-Unis	15
			210		31 624	" "	Total du trafic marchandises transportées(1)	16
			173		29 572	" "	Déchargées du wagon au Canada	17
					1 828	" "	Remises aux autres chemins de fer au Canada	18
			37		224	" "	Remises au réseau des Etats-Unis	19
							016. Poissons et animaux marins:	
			2		1 017	wagon	Nombre de wagons chargés	20
			55		35 597	tonnes métriques	Chargées sur wagons au Canada	21
						" "	En provenance d'autres chemins de fer au Canada	22
			6 404		8 071	" "	En provenance des Etats-Unis	23
			908		3 156	" "	A destination du Canada	24
					3 560	" "	A destination des Etats-Unis	25
			7 367		50 384	" "	Total du trafic marchandises transportées(1)	26
			1 562		30 822	" "	Déchargées du wagon au Canada	27
			4 799		9 279	" "	Remises aux autres chemins de fer au Canada	28
			1 006		10 283	" "	Remises au réseau des Etats-Unis	29
							018. Beurre:	
			1		18	wagon	Nombre de wagons chargés	30
			73		667	tonnes métriques	Chargées sur wagons au Canada	31
						" "	En provenance d'autres chemins de fer au Canada	32
			62		186	" "	En provenance des Etats-Unis	33
			111		165	" "	A destination du Canada	34
					1 514	" "	A destination des Etats-Unis	35
			246		2 532	" "	Total du trafic marchandises transportées(1)	36
			66		766	" "	Déchargées du wagon au Canada	37
			118		118	" "	Remises aux autres chemins de fer au Canada	38
			62		1 649	" "	Remises au réseau des Etats-Unis	39
							020. Fromage:	
					67	wagon	Nombre de wagons chargés	40
					1 364	tonnes métriques	Chargées sur wagons au Canada	41
						" "	En provenance d'autres chemins de fer au Canada	42
			1 340		2 298	" "	En provenance des Etats-Unis	43
			244		1 649	" "	A destination du Canada	44
					9 927	" "	A destination des Etats-Unis	45
			1 584		15 238	" "	Total du trafic marchandises transportées(1)	46
			628		1 887	" "	Déchargées du wagon au Canada	47
			956		2 395	" "	Remises aux autres chemins de fer au Canada	48
					10 957	" "	Remises au réseau des Etats-Unis	49
							022. Produits laitiers, n.d.a., oeufs et miel:	
			48		2 026	wagon	Nombre de wagons chargés	50
			1 740		77 473	tonnes métriques	Chargées sur wagons au Canada	51
						" "	En provenance d'autres chemins de fer au Canada	52
39	231		7 601		16 350	" "	En provenance des Etats-Unis	53
			264		1 566	" "	A destination du Canada	54
					4 131	" "	A destination des Etats-Unis	55
39	231		9 605		99 520	" "	Total du trafic marchandises transportées(1)	56
			7 760		39 763	" "	Déchargées du wagon au Canada	57
39	231		923		8 447	" "	Remises aux autres chemins de fer au Canada	58
			922		51 310	" "	Remises au réseau des Etats-Unis	59

Voir note(s) à la fin du tableau.

TABLE 2. Revenue Freight Carried by Railways Within Canada, 1979

No.	Commodity		Class I - Classe I		Class II - Classe II			
			Canadian National Canadien National	Canadian Pacific Canadien Pacificque	Algoma Central	British Columbia Railway	Canada Southern (Consolidated Rail)	Chesapeake and Ohio
Food, feed, beverages and tobacco (C.L.):								
024. Barley:								
1	Number of railway cars loaded	carloads	49 730	41 417	-	921	-	-
2	Loaded onto railway cars in Canada	metric tonnes	2 818 574	2 716 283	-	51 972	-	-
3	Received from other railways in Canada	" "	-	-	-	-	-	-
4	Received from United States rail:	" "	591 787	313 882	-	-	-	503
5	Destined to Canadian points	" "	4 394	465	-	-	-	-
6	Destined to United States points	" "	179	160	-	-	-	2 162
6	Total freight traffic carried(1)	" "	3 414 934	3 030 790	-	51 972	-	2 665
7	Unloaded from railway cars in Canada	" "	3 210 414	2 975 970	-	38 379	-	503
8	Delivered to other railways in Canada	" "	112 901	53 895	-	13 592	-	-
9	Delivered to United States rail connections	" "	91 618	926	-	-	-	2 162
026. Corn:								
10	Number of railway cars loaded	carloads	1 492	684	-	-	432	1 136
11	Loaded onto railway cars in Canada	metric tonnes	98 396	48 279	-	-	32 408	85 637
12	Received from other railways in Canada	" "	-	-	-	-	-	-
13	Received from United States rail:	" "	6 956	72 512	-	-	1 248	-
14	Destined to Canadian points	" "	231 436	53 733	-	-	3 217	12 015
15	Destined to United States points	" "	196 907	46 194	-	-	8 567	144 223
15	Total freight traffic carried(1)	" "	533 595	220 718	-	-	45 440	241 875
16	Unloaded from railway cars in Canada	" "	291 417	157 323	-	-	34	8 923
17	Delivered to other railways in Canada	" "	45 144	11 771	-	-	31 022	88 729
18	Delivered to United States rail connections	" "	197 034	51 623	-	-	14 385	144 223
028. Oats:								
19	Number of railway cars loaded	carloads	4 208	2 345	-	156	-	-
20	Loaded onto railway cars in Canada	metric tonnes	223 419	138 935	-	8 143	-	-
21	Received from other railways in Canada	" "	-	-	-	-	-	-
22	Received from United States rail:	" "	28 809	34 393	-	-	284	-
23	Destined to Canadian points	" "	9 830	377	-	-	776	71
24	Destined to United States points	" "	8 459	19 621	-	-	612	19 336
24	Total freight traffic carried(1)	" "	270 517	193 326	-	8 143	1 672	19 407
25	Unloaded from railway cars in Canada	" "	251 855	167 945	-	206	-	-
26	Delivered to other railways in Canada	" "	9 320	3 864	-	7 937	776	71
27	Delivered to United States rail connections	" "	9 340	21 518	-	-	896	19 336
030. Rice:								
28	Number of railway cars loaded	carloads	119	126	-	-	-	-
29	Loaded onto railway cars in Canada	metric tonnes	6 704	8 284	-	-	-	-
30	Received from other railways in Canada	" "	-	-	-	-	-	-
31	Received from United States rail:	" "	1 637	572	-	-	-	-
32	Destined to Canadian points	" "	9 817	13 813	-	-	120	33
33	Destined to United States points	" "	82	304	-	-	-	187
33	Total freight traffic carried(1)	" "	18 240	22 973	-	-	120	220
34	Unloaded from railway cars in Canada	" "	17 589	22 555	-	-	33	33
35	Delivered to other railways in Canada	" "	569	112	-	-	87	-
36	Delivered to United States rail connections	" "	82	304	-	-	-	187
032. Rye:								
37	Number of railway cars loaded	carloads	1 425	2 739	-	22	-	-
38	Loaded onto railway cars in Canada	metric tonnes	90 950	195 842	-	1 279	-	-
39	Received from other railways in Canada	" "	-	-	-	-	-	-
40	Received from United States rail:	" "	1 651	171	-	-	-	-
41	Destined to Canadian points	" "	146	28	-	-	-	-
42	Destined to United States points	" "	24	70	-	-	-	550
42	Total freight traffic carried(1)	" "	92 771	196 111	-	1 279	-	550
43	Unloaded from railway cars in Canada	" "	88 252	195 897	-	1 279	-	-
44	Delivered to other railways in Canada	" "	4 495	-	-	-	-	-
45	Delivered to United States rail connections	" "	24	215	-	-	-	550
034. Wheat:								
46	Number of railway cars loaded	carloads	108 862	128 006	-	318	33	105
47	Loaded onto railway cars in Canada	metric tonnes	6 686 068	8 642 470	-	18 585	2 820	8 612
48	Received from other railways in Canada	" "	-	-	-	-	-	-
49	Received from United States rail:	" "	248 789	51 679	-	-	-	-
50	Destined to Canadian points	" "	24 880	213 093	-	-	-	-
51	Destined to United States points	" "	428	535	-	-	181	5 938
50	Total freight traffic carried(1)	" "	6 960 145	8 907 777	-	18 585	3 001	14 595
52	Unloaded from railway cars in Canada	" "	6 539 461	8 650 146	-	11 567	-	6 237
53	Delivered to other railways in Canada	" "	420 095	50 210	-	7 018	2 820	2 438
54	Delivered to United States rail connections	" "	590	207 421	-	-	181	5 938

See footnote(s) at end of table.

TABLEAU 2. Marchandises payantes transportées par chemin de fer au Canada, 1979

Class II - Classe II				Classes III and IV	Grand total all Railways	Type de marchandise	No	
Northern Alberta	Ontario Northland	Quebec North Shore and Labrador	All other Tous autres					Classes III et IV
						Denrées alimentaires, aliments pour animaux, boissons et tabacs (charge complète):		
						024. Orge:		
10 910	-	-	1	-	102 979	wagon	Nombre de wagons chargés	1
657 435	-	-	56	-	6 244 320	tonnes métriques	Chargées sur wagons au Canada	2
49 899	221	-	38 313	-	994 605	" "	En provenance d'autres chemins de fer au Canada	3
-	-	-	346	-	5 205	" "	En provenance des Etats-Unis:	
-	-	-	-	-	2 501	" "	A destination du Canada	4
-	-	-	-	-	-	" "	A destination des Etats-Unis	5
707 334	221	-	38 715	-	7 246 631	" "	Total du trafic marchandises transportées(1)	6
120	221	-	38 502	-	6 264 109	" "	Déchargées du wagon au Canada	7
707 214	-	-	212	-	887 814	" "	Remises aux autres chemins de fer au Canada	8
-	-	-	-	-	94 706	" "	Remises au réseau des Etats-Unis	9
						026. Maïs:		
-	-	-	1	-	3 745	wagon	Nombre de wagons chargés	10
-	-	-	70	-	264 790	tonnes métriques	Chargées sur wagons au Canada	11
-	-	-	14 091	-	94 807	" "	En provenance d'autres chemins de fer au Canada	12
-	-	-	21 498	-	321 899	" "	En provenance des Etats-Unis:	
-	-	-	1 438	-	397 229	" "	A destination du Canada	13
-	-	-	-	-	887 814	" "	A destination des Etats-Unis	14
-	-	-	37 097	-	1 078 725	" "	Total du trafic marchandises transportées(1)	15
-	-	-	32 872	-	490 569	" "	Déchargées du wagon au Canada	16
-	-	-	3 067	-	179 733	" "	Remises aux autres chemins de fer au Canada	17
-	-	-	1 158	-	408 423	" "	Remises au réseau des Etats-Unis	18
						028. Avoine:		
876	-	-	3	-	7 588	wagon	Nombre de wagons chargés	19
49 303	-	-	137	-	420 137	tonnes métriques	Chargées sur wagons au Canada	20
-	-	-	-	-	-	" "	En provenance d'autres chemins de fer au Canada	21
324	229	-	7 112	-	73 351	" "	En provenance des Etats-Unis:	
-	-	-	-	-	11 054	" "	A destination du Canada	22
-	-	-	-	-	48 028	" "	A destination des Etats-Unis	23
52 027	229	-	7 249	-	552 570	" "	Total du trafic marchandises transportées(1)	24
105	229	-	5 993	-	426 333	" "	Déchargées du wagon au Canada	25
51 922	-	-	1 061	-	74 951	" "	Remises aux autres chemins de fer au Canada	26
-	-	-	195	-	51 285	" "	Remises au réseau des Etats-Unis	27
						030. Riz:		
-	-	-	46	-	291	wagon	Nombre de wagons chargés	28
-	-	-	1 824	-	16 812	tonnes métriques	Chargées sur wagons au Canada	29
-	-	-	1 267	-	3 476	" "	En provenance d'autres chemins de fer au Canada	30
-	-	-	25 826	-	49 609	" "	En provenance des Etats-Unis:	
-	-	-	-	-	573	" "	A destination du Canada	31
-	-	-	-	-	-	" "	A destination des Etats-Unis	32
-	-	-	28 917	-	70 470	" "	Total du trafic marchandises transportées(1)	33
-	-	-	8 382	-	48 592	" "	Déchargées du wagon au Canada	34
-	-	-	20 454	-	21 222	" "	Remises aux autres chemins de fer au Canada	35
-	-	-	82	-	655	" "	Remises au réseau des Etats-Unis	36
						032. Seigle:		
7	-	-	-	-	4 193	wagon	Nombre de wagons chargés	37
396	-	-	-	-	288 467	tonnes métriques	Chargées sur wagons au Canada	38
-	-	-	-	-	-	" "	En provenance d'autres chemins de fer au Canada	39
-	-	-	-	-	1 822	" "	En provenance des Etats-Unis:	
-	-	-	-	-	174	" "	A destination du Canada	40
-	-	-	-	-	644	" "	A destination des Etats-Unis	41
396	-	-	-	-	291 107	" "	Total du trafic marchandises transportées(1)	42
-	-	-	-	-	285 428	" "	Déchargées du wagon au Canada	43
396	-	-	-	-	4 891	" "	Remises aux autres chemins de fer au Canada	44
-	-	-	-	-	789	" "	Remises au réseau des Etats-Unis	45
						034. Blé:		
2 193	-	-	4	-	239 521	wagon	Nombre de wagons chargés	46
139 383	-	-	239	-	15 498 178	tonnes métriques	Chargées sur wagons au Canada	47
-	-	-	-	-	-	" "	En provenance d'autres chemins de fer au Canada	48
10 904	45	-	58 351	-	369 882	" "	En provenance des Etats-Unis:	
-	-	-	-	-	237 973	" "	A destination du Canada	49
-	-	-	-	-	7 082	" "	A destination des Etats-Unis	50
150 377	45	-	58 590	-	16 113 115	" "	Total du trafic marchandises transportées(1)	51
65	45	-	58 057	-	15 265 578	" "	Déchargées du wagon au Canada	52
130 312	-	-	42	-	632 917	" "	Remises aux autres chemins de fer au Canada	53
-	-	-	492	-	214 622	" "	Remises au réseau des Etats-Unis	54

Voir note(s) à la fin du tableau.

TABLE 2. Revenue Freight Carried by Railways Within Canada, 1979

No.	Commodity		Class I - Classe I		Class II - Classe II			
			Canadian National	Canadian Pacific	Algoma Central	British Columbia Railway	Canada Southern (Consolidated Rail)	Chesapeake and Ohio
			Canadian National	Canadian Pacific				
Food, feed, beverages and tobacco (C.L.):								
036. Cereals unmilled, n.e.s.:								
1	Number of railway cars loaded	carloads	1,852	774	-	402	-	-
2	Loaded onto railway cars in Canada	metric tonnes	105 472	42 492	-	17 445	-	-
3	Received from other railways in Canada	" "	-	-	-	-	-	-
	Received from United States rail:	" "	7 275	185	-	27	1 557	-
4	Destined to Canadian points	" "	9 862	66	-	-	50	-
5	Destined to United States points	" "	461	342	-	-	16 268	1 711
6	Total freight traffic carried(1)	" "	123 070	43 085	-	17 472	17 895	1 711
7	Unloaded from railway cars in Canada	" "	120 135	40 773	-	17 472	-	-
8	Delivered to other railways in Canada	" "	2 390	1 728	-	-	50	-
9	Delivered to United States rail connections	" "	545	583	-	-	17 844	1 711
038. Corn meal and flour:								
10	Number of railway cars loaded	carloads	6	6	-	-	1	1
11	Loaded onto railway cars in Canada	metric tonnes	247	240	-	-	36	34
12	Received from other railways in Canada	" "	-	-	-	-	-	-
	Received from United States rail:	" "	957	1 180	-	-	21	-
13	Destined to Canadian points	" "	15 530	19 275	-	-	1 679	34
14	Destined to United States points	" "	722	1 223	-	-	172	3 803
15	Total freight traffic carried(1)	" "	17 456	21 918	-	-	1 908	3 871
16	Unloaded from railway cars in Canada	" "	16 069	20 622	-	-	21	34
17	Delivered to other railways in Canada	" "	570	-	-	-	1 679	-
18	Delivered to United States rail connections	" "	817	1 296	-	-	209	3 836
040. Corn starch:								
19	Number of railway cars loaded	carloads	145	32	-	-	-	-
20	Loaded onto railway cars in Canada	metric tonnes	6 620	1 252	-	-	-	-
21	Received from other railways in Canada	" "	-	-	-	-	-	-
	Received from United States rail:	" "	2 926	5 918	-	-	-	-
22	Destined to Canadian points	" "	9 722	26 806	-	-	191	25 972
23	Destined to United States points	" "	-	-	-	-	-	-
24	Total freight traffic carried(1)	" "	19 268	34 676	-	-	191	25 972
25	Unloaded from railway cars in Canada	" "	7 944	7 732	-	-	-	-
26	Delivered to other railways in Canada	" "	902	139	-	-	-	-
27	Delivered to United States rail connections	" "	10 422	26 806	-	-	191	25 972
042. Malt and malt flour:								
28	Number of railway cars loaded	carloads	3,417	2,928	-	-	-	-
29	Loaded onto railway cars in Canada	metric tonnes	216 840	182 483	-	-	-	-
30	Received from other railways in Canada	" "	-	-	-	-	-	-
	Received from United States rail:	" "	882	130	-	-	3 477	-
31	Destined to Canadian points	" "	294	915	-	-	-	-
32	Destined to United States points	" "	2 448	84	-	-	-	37 178
33	Total freight traffic carried(1)	" "	220 464	183 622	-	-	3 477	37 178
34	Unloaded from railway cars in Canada	" "	157 124	173 560	-	-	-	-
35	Delivered to other railways in Canada	" "	338	5 382	-	-	-	-
36	Delivered to United States rail connections	" "	63 000	4 680	-	-	3 477	37 178
044. Wheat flour:								
37	Number of railway cars loaded	carloads	8,109	10,225	-	-	-	135
38	Loaded onto railway cars in Canada	metric tonnes	338 971	434 523	-	-	-	5 171
39	Received from other railways in Canada	" "	-	-	-	-	-	-
	Received from United States rail:	" "	104 137	52 219	-	822	1 441	-
40	Destined to Canadian points	" "	2 578	1 277	-	-	641	-
41	Destined to United States points	" "	11 835	21 522	-	-	1 941	50 732
42	Total freight traffic carried(1)	" "	457 521	509 541	-	822	4 023	55 903
43	Unloaded from railway cars in Canada	" "	436 577	361 992	-	822	54	-
44	Delivered to other railways in Canada	" "	7 707	124 224	-	-	641	5 171
45	Delivered to United States rail connections	" "	13 238	23 326	-	-	3 328	50 732
046. Cereals milled, n.e.s.:								
46	Number of railway cars loaded	carloads	473	3,265	-	7	-	-
47	Loaded onto railway cars in Canada	metric tonnes	19 937	74 439	-	324	-	-
48	Received from other railways in Canada	" "	-	-	-	-	-	-
	Received from United States rail:	" "	2 069	74	-	111	1 289	-
49	Destined to Canadian points	" "	8 097	1 961	-	-	187	-
50	Destined to United States points	" "	276	425	-	-	1 282	8 209
51	Total freight traffic carried(1)	" "	30 379	76 899	-	435	2 758	8 209
52	Unloaded from railway cars in Canada	" "	26 955	56 706	-	435	55	-
53	Delivered to other railways in Canada	" "	2 144	14 416	-	-	132	-
54	Delivered to United States rail connections	" "	1 280	5 777	-	-	2 571	8 209

See footnote(s) at end of table

TABLEAU 2. Marchandises payantes transportées par chemin de fer au Canada, 1979

Class II - Classe II				Classes III and IV	Grand total all Railways	Type de marchandise	No
Northern Alberta	Ontario Northland	Quebec North Shore and Labrador	All other Tous autres				
						Denrées alimentaires, aliments pour animaux, boissons et tabacs (charge complète):	
						036. Céréales non moulues, n.d.a.:	
						3 115 wagon	1
86	-	-	1	-	3 115	Nombre de wagons chargés	2
3 341	-	-	54	-	168 804	tonnes métriques Chargées sur wagons au Canada	3
-	-	-	1 556	-	10 800	En provenance d'autres chemins de fer au Canada	4
-	-	-	3 582	-	13 560	En provenance des Etats-Unis:	5
-	-	-	-	-	18 802	A destination du Canada	6
3 341	-	-	5 192	-	211 766	A destination des Etats-Unis	7
						Total du trafic marchandises transportées(1)	8
208	-	-	3 337	-	181 925	Déchargées du wagon au Canada	9
3 133	-	-	1 855	-	9 156	Remises aux autres chemins de fer au Canada	10
-	-	-	-	-	20 683	Remises au réseau des Etats-Unis	11
						038. Farine et semoule de maïs:	12
						15 wagon	13
-	-	-	1	-	632	Nombre de wagons chargés	14
-	-	-	75	-	2 226	tonnes métriques Chargées sur wagons au Canada	15
-	-	-	68	-	44 796	En provenance d'autres chemins de fer au Canada	16
-	-	-	8 278	-	5 920	En provenance des Etats-Unis:	17
-	-	-	-	-	53 574	A destination du Canada	18
-	-	-	8 421	-	43 514	A destination des Etats-Unis	19
-	-	-	6 768	-	3 902	Total du trafic marchandises transportées(1)	20
-	-	-	1 653	-	6 158	Déchargées du wagon au Canada	21
						Remises aux autres chemins de fer au Canada	22
						Remises au réseau des Etats-Unis	23
						040. Féculé de maïs:	24
						177 wagon	25
-	-	-	-	-	7 872	Nombre de wagons chargés	26
-	-	-	1 216	-	1 916	tonnes métriques Chargées sur wagons au Canada	27
-	-	-	882	-	9 726	En provenance d'autres chemins de fer au Canada	28
-	-	-	-	789	63 480	En provenance des Etats-Unis:	29
-	-	-	2 098	789	82 994	A destination du Canada	30
-	-	-	1 165	-	16 841	A destination des Etats-Unis	31
-	-	-	933	-	1 974	Total du trafic marchandises transportées(1)	32
						16 841	33
						1 974	34
						64 180	35
							36
						042. Malt et farine de malt:	37
						6 353 wagon	38
-	-	-	8	-	399 504	Nombre de wagons chargés	39
-	-	-	181	-	8 107	tonnes métriques Chargées sur wagons au Canada	40
-	98	-	3 520	-	1 209	En provenance d'autres chemins de fer au Canada	41
-	-	-	-	-	39 720	En provenance des Etats-Unis:	42
-	-	-	-	-	448 540	A destination du Canada	43
-	98	-	3 701	-	330 782	A destination des Etats-Unis	44
-	-	-	-	-	9 240	Total du trafic marchandises transportées(1)	45
-	98	-	3 520	-	108 516	Déchargées du wagon au Canada	46
-	-	-	181	-		Remises aux autres chemins de fer au Canada	47
						Remises au réseau des Etats-Unis	48
						044. Farine de blé:	49
						19 630 wagon	50
-	-	10	1 151	-	821 284	Nombre de wagons chargés	51
-	-	228	42 391	-	193 527	tonnes métriques Chargées sur wagons au Canada	52
484	157	-	34 267	-	5 080	En provenance d'autres chemins de fer au Canada	53
-	-	-	584	-	86 075	En provenance des Etats-Unis:	54
-	-	-	45	-	1 105 966	A destination du Canada	55
484	157	228	77 287	-	833 109	A destination des Etats-Unis	56
484	157	228	32 795	-	182 071	Total du trafic marchandises transportées(1)	57
-	-	-	44 328	-	90 789	Déchargées du wagon au Canada	58
-	-	-	165	-		Remises aux autres chemins de fer au Canada	59
						Remises au réseau des Etats-Unis	60
						046. Céréales moulues, n.d.a.:	61
						3 745 wagon	62
-	-	-	-	-	94 700	Nombre de wagons chargés	63
-	-	-	-	-	15 114	tonnes métriques Chargées sur wagons au Canada	64
688	14	-	10 869	-	11 639	En provenance d'autres chemins de fer au Canada	65
-	-	-	1 394	-	10 188	En provenance des Etats-Unis:	66
-	-	-	-	-	131 641	A destination du Canada	67
688	14	-	12 263	-	93 478	A destination des Etats-Unis	68
						Total du trafic marchandises transportées(1)	69
648	14	-	8 665	-	18 840	Déchargées du wagon au Canada	70
40	-	-	2 108	-	19 323	Remises aux autres chemins de fer au Canada	71
-	-	-	1 490	-		Remises au réseau des Etats-Unis	72

Voir note(s) à la fin du tableau.

TABLE 2. Revenue Freight Carried by Railways Within Canada, 1979

Commodity		Class I - Classe I		Class II - Classe II				
		Canadian National Canadien National	Canadian Pacific Canadien Pacifique	Algoma Central	British Columbia Railway	Canada Southern (Consolidated Rail)	Chesapeake and Ohio	
Food, feed, beverages and tobacco (C.L.):								
048. Bakery products:								
1	Number of railway cars loaded	carloads	512	1,591	-	-	61	-
2	Loaded onto railway cars in Canada	metric tonnes	18 466	26 651	-	-	1 111	-
3	Received from other railways in Canada	" "	-	-	-	-	-	-
4	Received from United States rail:	" "	61	136	-	-	49	-
5	Destined to Canadian points	" "	459	154	-	-	40	-
6	Destined to United States points	" "	1 537	-	-	-	94	1 107
7	Total freight traffic carried(1)	" "	20 523	26 941	-	-	1 294	1 107
8	Unloaded from railway cars in Canada	" "	16 754	24 603	-	-	18	-
9	Delivered to other railways in Canada	" "	2 232	2 269	-	-	49	-
10	Delivered to United States rail connections	" "	1 537	70	-	-	1 227	1 107
050. Cereal products:								
11	Number of railway cars loaded	carloads	4 096	1,581	-	-	403	-
12	Loaded onto railway cars in Canada	metric tonnes	88 156	31 001	-	-	5 554	-
13	Received from other railways in Canada	" "	-	-	-	-	-	-
14	Received from United States rail:	" "	1 349	5 933	-	-	16	-
15	Destined to Canadian points	" "	4 751	905	-	-	363	-
16	Destined to United States points	" "	56 425	1 638	-	-	23 267	7 967
17	Total freight traffic carried(1)	" "	150 681	39 477	-	-	29 200	7 967
18	Unloaded from railway cars in Canada	" "	80 225	30 862	-	-	16	-
19	Delivered to other railways in Canada	" "	12 699	6 857	-	-	5 917	-
20	Delivered to United States rail connections	" "	57 757	1 759	-	-	23 267	7 967
052. Farinaceous substances and flour, n.e.s., for use as food:								
21	Number of railway cars loaded	carloads	250	477	-	-	-	-
22	Loaded onto railway cars in Canada	metric tonnes	10 495	14 553	-	-	-	-
23	Received from other railways in Canada	" "	-	-	-	-	-	-
24	Received from United States rail:	" "	333	754	-	-	-	-
25	Destined to Canadian points	" "	4 882	2 939	-	-	36	-
26	Destined to United States points	" "	435	2 458	-	-	13	102
27	Total freight traffic carried(1)	" "	16 145	20 704	-	-	49	102
28	Unloaded from railway cars in Canada	" "	13 676	15 749	-	-	-	-
29	Delivered to other railways in Canada	" "	1 930	2 425	-	-	36	-
30	Delivered to United States rail connections	" "	540	2 530	-	-	13	102
054. Apples:								
31	Number of railway cars loaded	carloads	3	233	-	-	-	-
32	Loaded onto railway cars in Canada	metric tonnes	70	4 589	-	-	-	-
33	Received from other railways in Canada	" "	-	-	-	-	-	-
34	Received from United States rail:	" "	16	-	-	-	-	-
35	Destined to Canadian points	" "	4 429	1 972	-	-	-	28
36	Destined to United States points	" "	-	-	-	-	-	-
37	Total freight traffic carried(1)	" "	4 515	6 561	-	-	-	28
38	Unloaded from railway cars in Canada	" "	4 442	6 538	-	-	-	-
39	Delivered to other railways in Canada	" "	73	24	-	-	-	28
40	Delivered to United States rail connections	" "	-	-	-	-	-	-
056. Bananas:								
41	Number of railway cars loaded	carloads	-	-	-	-	-	-
42	Loaded onto railway cars in Canada	metric tonnes	-	-	-	-	-	-
43	Received from other railways in Canada	" "	-	-	-	-	-	-
44	Received from United States rail:	" "	-	-	-	-	-	-
45	Destined to Canadian points	" "	-	-	-	-	-	-
46	Destined to United States points	" "	-	-	-	-	-	-
47	Total freight traffic carried(1)	" "	-	-	-	-	-	-
48	Unloaded from railway cars in Canada	" "	-	-	-	-	-	-
49	Delivered to other railways in Canada	" "	-	-	-	-	-	-
50	Delivered to United States rail connections	" "	-	-	-	-	-	-
058. Oranges:								
51	Number of railway cars loaded	carloads	227	245	-	-	-	-
52	Loaded onto railway cars in Canada	metric tonnes	6 302	6 054	-	-	-	-
53	Received from other railways in Canada	" "	-	-	-	-	-	-
54	Received from United States rail:	" "	327	93	45	-	-	-
55	Destined to Canadian points	" "	57 398	9 408	-	-	-	-
56	Destined to United States points	" "	36	-	-	-	27	-
57	Total freight traffic carried(1)	" "	64 063	15 555	45	-	27	-
58	Unloaded from railway cars in Canada	" "	63 713	15 531	-	-	-	-
59	Delivered to other railways in Canada	" "	314	24	45	-	-	-
60	Delivered to United States rail connections	" "	36	-	-	-	27	-

See footnote(s) at end of table

TABLEAU 2. Marchandises payantes transportées par chemin de fer au Canada, 1979

Class II - Classe II				Classes III and IV	Grand total all Railways	Type de marchandise	No
Northern Alberta	Ontario Northland	Quebec North Shore and Labrador	All other Tous autres				
						Denrées alimentaires, aliments pour animaux, boissons et tabacs (charge complète):	
						048. Produits de boulangerie:	
			6		2,170	wagon	1
			128		46 356	tonnes métriques	2
41			3 576		3 863	" "	3
			209		862	" "	4
			-		2 738	" "	5
41			3 913		53 819	" "	6
			1 374		42 749	" "	7
41			2 410		7 001	" "	8
			128		4 069	" "	9
						050. Produits à base de céréales:	
			2		6,082	wagon	10
			31		124 742	tonnes métriques	11
295	490		21 764		29 847	" "	12
			1 027		7 046	" "	13
			73		89 370	" "	14
295	490		22 895		251 005	" "	15
295	327		16 836		128 561	" "	16
	163		5 963		31 599	" "	17
			99		90 849	" "	18
						052. Substances farineuses et farine, n.d.a., destinées à l'alimentation:	
			3		730	wagon	19
			84		25 132	tonnes métriques	20
111			3 130		4 328	" "	21
			678		8 535	" "	22
			-	54	3 062	" "	23
111			3 892	54	41 057	" "	24
111			2 970		32 506	" "	25
			807		5 198	" "	26
			115	54	3 354	" "	27
						054. Pommes:	
			2		238	wagon	28
			60		4 719	tonnes métriques	29
			-		16	" "	30
			34		6 463	" "	31
			-		-	" "	32
			94		11 198	" "	33
			34		11 014	" "	34
			-		125	" "	35
			60		60	" "	36
						056. Bananes:	
			-		-	wagon	37
			-		-	tonnes métriques	38
			-		-	" "	39
			-		-	" "	40
			-		-	" "	41
			-		-	" "	42
			-		-	" "	43
			-		-	" "	44
			-		-	" "	45
						058. Oranges:	
			1		473	wagon	46
			45		12 401	tonnes métriques	47
			-		-	" "	48
	135		1 245		1 845	" "	49
			2 189		68 995	" "	50
			-		63	" "	51
	135		3 479		83 304	" "	52
			965		80 344	" "	53
	135		2 514		2 897	" "	54
			-		63	" "	54

Voir note(s) à la fin du tableau.

TABLE 2. Revenue Freight Carried by Railways Within Canada, 1979

No.	Commodity		Class I - Classe I		Class II - Classe II			
			Canadian National Canadien National	Canadian Pacific Canadien Pacifique	Algoma Central	British Columbia Railway	Canadian Southern (Consolidated Rail)	Chesapeake and Ohio
Food, feed, beverages and tobacco (C.L.):								
060. Other citrus fruits:								
1	Number of railway cars loaded	carloads	-	1	-	1	-	-
2	Loaded onto railway cars in Canada	metric tonnes	-	11	-	71	-	-
3	Received from other railways in Canada	" "	-	-	-	-	-	-
4	Received from United States rail	" "	-	-	-	-	-	-
5	Destined to Canadian points	" "	3 025	330	-	-	-	-
6	Destined to United States points	" "	-	-	-	-	-	-
6	Total freight traffic carried(1)	" "	3 025	341	-	71	-	-
7	Unloaded from railway cars in Canada	" "	3 025	341	-	71	-	-
8	Delivered to other railways in Canada	" "	-	-	-	-	-	-
9	Delivered to United States rail connections	" "	-	-	-	-	-	-
062. Grapes:								
10	Number of railway cars loaded	carloads	5	-	-	-	-	-
11	Loaded onto railway cars in Canada	metric tonnes	136	-	-	-	-	-
12	Received from other railways in Canada	" "	-	-	-	-	-	-
13	Received from United States rail	" "	-	78	-	-	-	-
14	Destined to Canadian points	" "	83 961	9 974	-	-	-	-
15	Destined to United States points	" "	91	-	-	-	-	-
15	Total freight traffic carried(1)	" "	84 188	10 052	-	-	-	-
16	Unloaded from railway cars in Canada	" "	84 097	10 052	-	-	-	-
17	Delivered to other railways in Canada	" "	-	-	-	-	-	-
18	Delivered to United States rail connections	" "	91	-	-	-	-	-
064. Watermelons:								
19	Number of railway cars loaded	carloads	-	-	-	-	-	-
20	Loaded onto railway cars in Canada	metric tonnes	-	-	-	-	-	-
21	Received from other railways in Canada	" "	-	-	-	-	-	-
22	Received from United States rail	" "	-	-	-	-	-	-
23	Destined to Canadian points	" "	-	-	-	-	-	-
24	Destined to United States points	" "	-	-	-	-	-	-
24	Total freight traffic carried(1)	" "	-	-	-	-	-	-
25	Unloaded from railway cars in Canada	" "	-	-	-	-	-	-
26	Delivered to other railways in Canada	" "	-	-	-	-	-	-
27	Delivered to United States rail connections	" "	-	-	-	-	-	-
066. Cantaloupes and melons, n.e.s.:								
28	Number of railway cars loaded	carloads	1	-	-	-	-	-
29	Loaded onto railway cars in Canada	metric tonnes	50	-	-	-	-	-
30	Received from other railways in Canada	" "	-	-	-	-	-	-
31	Received from United States rail	" "	-	64	-	-	-	-
32	Destined to Canadian points	" "	12 008	1 031	-	-	-	-
33	Destined to United States points	" "	-	-	-	-	-	-
33	Total freight traffic carried(1)	" "	12 058	1 095	-	-	-	-
34	Unloaded from railway cars in Canada	" "	11 426	1 095	-	-	-	-
35	Delivered to other railways in Canada	" "	632	-	-	-	-	-
36	Delivered to United States rail connections	" "	-	-	-	-	-	-
068. Peaches:								
37	Number of railway cars loaded	carloads	-	-	-	-	-	-
38	Loaded onto railway cars in Canada	metric tonnes	-	-	-	-	-	-
39	Received from other railways in Canada	" "	-	-	-	-	-	-
40	Received from United States rail	" "	-	-	-	-	-	-
41	Destined to Canadian points	" "	163	33	-	-	-	-
42	Destined to United States points	" "	-	-	-	-	-	-
42	Total freight traffic carried(1)	" "	163	33	-	-	-	-
43	Unloaded from railway cars in Canada	" "	163	33	-	-	-	-
44	Delivered to other railways in Canada	" "	-	-	-	-	-	-
45	Delivered to United States rail connections	" "	-	-	-	-	-	-
070. Pears:								
46	Number of railway cars loaded	carloads	-	22	-	-	-	-
47	Loaded onto railway cars in Canada	metric tonnes	-	769	-	-	-	-
48	Received from other railways in Canada	" "	-	-	-	-	-	-
49	Received from United States rail	" "	-	41	-	-	-	-
50	Destined to Canadian points	" "	7 578	1 565	-	-	-	-
51	Destined to United States points	" "	-	-	-	-	-	-
51	Total freight traffic carried(1)	" "	7 578	2 375	-	-	-	-
52	Unloaded from railway cars in Canada	" "	7 353	2 071	-	-	-	-
53	Delivered to other railways in Canada	" "	225	-	-	-	-	-
54	Delivered to United States rail connections	" "	-	304	-	-	-	-

See footnote(s) at end of table

TABLEAU 2. Marchandises payantes transportées par chemin de fer au Canada, 1979

Class II - Classe II				Classes III and IV Classes III et IV	Grand total all Railways Total général tous chemins de fer	Type de marchandise	No	
Northern Alberta	Ontario Northland	Quebec North Shore and Labrador	All other Tous autres					
						Denrées alimentaires, aliments pour animaux, boissons et tabacs (charge complète):		
						060. Autres agrumes:		
					2	wagon	Nombre de wagons chargés	1
					82	tonnes métriques	Chargées sur wagons au Canada	2
							En provenance d'autres chemins de fer au Canada	3
			296		3 651	" "	En provenance des Etats-Unis:	
						" "	A destination du Canada	4
						" "	A destination des Etats-Unis	5
			296		3 733		Total du trafic marchandises transportées(1)	6
			296		3 733	" "	Déchargées du wagon au Canada	7
						" "	Remises aux autres chemins de fer au Canada	8
						" "	Remises au réseau des Etats-Unis	9
							062. Raisins:	
					5	wagon	Nombre de wagons chargés	10
					136	tonnes métriques	Chargées sur wagons au Canada	11
							En provenance d'autres chemins de fer au Canada	12
					78	" "	En provenance des Etats-Unis:	
					93 935	" "	A destination du Canada	13
					91	" "	A destination des Etats-Unis	14
					94 240		Total du trafic marchandises transportées(1)	15
					94 149	" "	Déchargées du wagon au Canada	16
						" "	Remises aux autres chemins de fer au Canada	17
					91	" "	Remises au réseau des Etats-Unis	18
							064. Pastèques:	
					-	wagon	Nombre de wagons chargés	19
					-	tonnes métriques	Chargées sur wagons au Canada	20
							En provenance d'autres chemins de fer au Canada	21
			99		99	" "	En provenance des Etats-Unis:	
						" "	A destination du Canada	22
						" "	A destination des Etats-Unis	23
			99		99		Total du trafic marchandises transportées(1)	24
			99		99	" "	Déchargées du wagon au Canada	25
						" "	Remises aux autres chemins de fer au Canada	26
						" "	Remises au réseau des Etats-Unis	27
							066. Cantaloupes et melons, n.d.a.:	
					1	wagon	Nombre de wagons chargés	28
					50	tonnes métriques	Chargées sur wagons au Canada	29
							En provenance d'autres chemins de fer au Canada	30
			119		64	" "	En provenance des Etats-Unis:	
					13 158	" "	A destination du Canada	31
						" "	A destination des Etats-Unis	32
			119		13 272		Total du trafic marchandises transportées(1)	33
			119		12 640	" "	Déchargées du wagon au Canada	34
					632	" "	Remises aux autres chemins de fer au Canada	35
						" "	Remises au réseau des Etats-Unis	36
							068. Pêches:	
					-	wagon	Nombre de wagons chargés	37
					-	tonnes métriques	Chargées sur wagons au Canada	38
							En provenance d'autres chemins de fer au Canada	39
							En provenance des Etats-Unis:	
					196	" "	A destination du Canada	40
						" "	A destination des Etats-Unis	41
					196		Total du trafic marchandises transportées(1)	42
					196	" "	Déchargées du wagon au Canada	43
						" "	Remises aux autres chemins de fer au Canada	44
						" "	Remises au réseau des Etats-Unis	45
							070. Poires:	
					22	wagon	Nombre de wagons chargés	46
					769	tonnes métriques	Chargées sur wagons au Canada	47
							En provenance d'autres chemins de fer au Canada	48
							En provenance des Etats-Unis:	
					41	" "	A destination du Canada	49
					9 143	" "	A destination des Etats-Unis	50
					9 953		Total du trafic marchandises transportées(1)	51
					9 424	" "	Déchargées du wagon au Canada	52
					225	" "	Remises aux autres chemins de fer au Canada	53
					304	" "	Remises au réseau des Etats-Unis	54

Voir note(s) à la fin du tableau.

TABLE 2. Revenue Freight Carried by Railways Within Canada, 1979

Commodity		Class I - Classe I		Class II - Classe II			
		Canadian National Canadian National	Canadian Pacific Canadien Pacifique	Algoma Central	British Columbia Railway	Canada Southern (Consolidated Rail)	Chesapeake and Otis
Food, feed, beverages and tobacco (C.L.):							
072. Fresh or chilled fruits, n.e.s. and berries:							
1	Number of railway cars loaded		39	6	-	-	-
2	Loaded onto railway cars in Canada	carloads	1 244	105	-	-	-
3	Received from other railways in Canada	metric tonnes			-	-	-
4	Received from United States rail:		32	50	-	-	-
5	Destined to Canadian points	" "	18 346	2 018	-	-	-
6	Destined to United States points	" "	-	-	-	113	-
7	Total freight traffic carried(1)	" "	19 622	2 173	-	113	-
8	Unloaded from railway cars in Canada	" "	19 407	2 174	-	-	-
9	Delivered to other railways in Canada	" "	214	-	-	-	-
10	Delivered to United States rail connections	" "	-	-	-	113	-
074. Frozen fruits and berries:							
11	Number of railway cars loaded	carloads	3	16	-	-	-
12	Loaded onto railway cars in Canada	metric tonnes	91	484	-	-	-
13	Received from other railways in Canada	" "			-	-	-
14	Received from United States rail:		827	1 136	-	326	-
15	Destined to Canadian points	" "	4 473	2 096	-	-	54
16	Destined to United States points	" "	-	53	-	-	1 051
17	Total freight traffic carried(1)	" "	5 391	3 769	-	326	1 105
18	Unloaded from railway cars in Canada	" "	5 328	3 484	-	-	54
19	Delivered to other railways in Canada	" "	27	-	-	-	-
20	Delivered to United States rail connections	" "	36	284	-	326	1 051
076. Dried and dehydrated fruits:							
21	Number of railway cars loaded	carloads	6	25	-	-	-
22	Loaded onto railway cars in Canada	metric tonnes	231	608	-	-	-
23	Received from other railways in Canada	" "			-	-	-
24	Received from United States rail:		177	332	-	-	-
25	Destined to Canadian points	" "	2 821	2 569	-	108	194
26	Destined to United States points	" "	653	-	-	-	75
27	Total freight traffic carried(1)	" "	3 882	3 509	-	108	267
28	Unloaded from railway cars in Canada	" "	3 198	3 418	-	-	194
29	Delivered to other railways in Canada	" "	-	91	-	108	-
30	Delivered to United States rail connections	" "	685	-	-	-	75
078. Fruit juices and fruit juice concentrates not frozen:							
31	Number of railway cars loaded	carloads	198	78	-	-	19
32	Loaded onto railway cars in Canada	metric tonnes	6 837	2 578	-	-	755
33	Received from other railways in Canada	" "			-	-	-
34	Received from United States rail:		540	4 212	-	-	-
35	Destined to Canadian points	" "	17 650	14 909	-	54	2 181
36	Destined to United States points	" "	18	36	-	-	329
37	Total freight traffic carried(1)	" "	25 045	21 735	-	54	3 265
38	Unloaded from railway cars in Canada	" "	24 245	20 786	-	54	2 090
39	Delivered to other railways in Canada	" "	604	603	-	-	845
40	Delivered to United States rail connections	" "	197	346	-	-	329
080. Fruit juice concentrates, frozen:							
41	Number of railway cars loaded	carloads	86	103	-	-	-
42	Loaded onto railway cars in Canada	metric tonnes	3 787	4 678	-	-	-
43	Received from other railways in Canada	" "			-	-	-
44	Received from United States rail:		204	577	-	-	-
45	Destined to Canadian points	" "	6 628	3 754	-	-	-
46	Destined to United States points	" "	-	45	-	-	180
47	Total freight traffic carried(1)	" "	10 619	9 054	-	-	180
48	Unloaded from railway cars in Canada	" "	10 396	8 277	-	-	-
49	Delivered to other railways in Canada	" "	177	732	-	-	-
50	Delivered to United States rail connections	" "	45	45	-	-	180
082. Fruits and fruit preparations, n.e.s.:							
51	Number of railway cars loaded	carloads	63	63	-	3 693	8
52	Loaded onto railway cars in Canada	metric tonnes	2 502	1 919	-	118 660	315
53	Received from other railways in Canada	" "			-	-	-
54	Received from United States rail:		650	748	-	61	-
55	Destined to Canadian points	" "	10 898	1 588	-	375	117
56	Destined to United States points	" "	684	425	-	-	1 700
57	Total freight traffic carried(1)	" "	14 734	4 680	-	119 096	2 197
58	Unloaded from railway cars in Canada	" "	12 938	3 328	-	238	117
59	Delivered to other railways in Canada	" "	401	846	-	117 368	2 700
60	Delivered to United States rail connections	" "	1 395	507	-	1 490	1 802

See footnote(s) at end of table.

TABLEAU 2. Marchandises payantes transportées par chemin de fer au Canada, 1979

Class II - Classe II				Classes III and IV	Grand total all Railways	Type de marchandise	No.
Northern Alberta	Ontario Northland	Quebec North Shore and Labrador	All other Tous autres	Classes III et IV	Total général tous chemins de fer		
						Denrées alimentaires, aliments pour animaux, boissons et tabacs (charge complète); 072. Fruits frais ou réfrigérés, n.d.a. et baies:	
					45	wagon	Nombre de wagons chargés
					1 349	tonnes métriques	Chargées sur wagons au Canada
							En provenance d'autres chemins de fer au Canada
			42		124		En provenance des États-Unis:
			23		20 387		A destination du Canada
					113		A destination des États-Unis
			65		21 973		Total du trafic marchandises transportées(1)
			23		21 604		Déchargées du wagon au Canada
			42		256		Remises aux autres chemins de fer au Canada
					113		Remises au réseau des États-Unis
							074. Fruits et baies congelés:
					92	wagon	Nombre de wagons chargés
			73		3 043	tonnes métriques	Chargées sur wagons au Canada
			2 468				En provenance d'autres chemins de fer au Canada
			46		2 335		En provenance des États-Unis:
			385		7 008		A destination du Canada
					1 104		A destination des États-Unis
			2 899		13 490		Total du trafic marchandises transportées(1)
			198		9 064		Déchargées du wagon au Canada
			2 540		2 567		Remises aux autres chemins de fer au Canada
			160		1 857		Remises au réseau des États-Unis
							076. Fruits séchés et déshydratés:
					33	wagon	Nombre de wagons chargés
			2		944	tonnes métriques	Chargées sur wagons au Canada
			105				En provenance d'autres chemins de fer au Canada
			243		752		En provenance des États-Unis:
			657		6 349		A destination du Canada
					726		A destination des États-Unis
			1 005		8 771		Total du trafic marchandises transportées(1)
			635		7 445		Déchargées du wagon au Canada
			368		567		Remises aux autres chemins de fer au Canada
					758		Remises au réseau des États-Unis
							078. Jus de fruits et concentrés de jus de fruits non congelés:
					296	wagon	Nombre de wagons chargés
			1		10 217	tonnes métriques	Chargées sur wagons au Canada
			47				En provenance d'autres chemins de fer au Canada
36			962		5 750		En provenance des États-Unis:
			9 373		44 167		A destination du Canada
					383		A destination des États-Unis
36			10 382		60 517		Total du trafic marchandises transportées(1)
36			7 284		54 495		Déchargées du wagon au Canada
			3 097		5 149		Remises aux autres chemins de fer au Canada
					872		Remises au réseau des États-Unis
							080. Concentrés de jus de fruits congelés:
					189	wagon	Nombre de wagons chargés
					8 465	tonnes métriques	Chargées sur wagons au Canada
							En provenance d'autres chemins de fer au Canada
			500		1 281		En provenance des États-Unis:
			2 367		12 749		A destination du Canada
					225		A destination des États-Unis
			2 867		22 720		Total du trafic marchandises transportées(1)
			2 369		21 042		Déchargées du wagon au Canada
			497		1 406		Remises aux autres chemins de fer au Canada
					270		Remises au réseau des États-Unis
							082. Fruits et préparations à base de fruits, n.d.a.:
					3 862	wagon	Nombre de wagons chargés
			35		124 827	tonnes métriques	Chargées sur wagons au Canada
			1 428				En provenance d'autres chemins de fer au Canada
1 838			28 906		32 203		En provenance des États-Unis:
			15 688		28 686		A destination du Canada
					2 871		A destination des États-Unis
1 838			46 022		188 567		Total du trafic marchandises transportées(1)
1 835			35 630		53 986		Déchargées du wagon au Canada
103			10 176		129 172		Remises aux autres chemins de fer au Canada
			216		5 410		Remises au réseau des États-Unis

Voir note(s) à la fin du tableau.

TABLE 2. Revenue Freight Carried by Railways Within Canada, 1979

Commodity		Class I - Classe I		Class II - Classe II			
		Canadian National Canadien National	Canadian Pacific Canadien Pacifique	Algoma Central	British Columbia Railway	Canada Southern (Consolidated Rail)	Chesapeake and Ohio
Food, feed, beverages and tobacco (C.L.):							
084. Nuts, except oil nuts:							
1	Number of railway cars loaded						
2	Loaded onto railway cars in Canada	carloads 528	263	-	-	-	-
3	Received from other railways in Canada	metric tonnes 20 897	12 157	-	-	-	-
4	Received from United States rail:						
4	Destined to Canadian points	" " 8 250	1 295	-	-	56	-
5	Destined to United States points	" " 1 219	1 278	-	-	-	-
6	Total freight traffic carried(1)	" " 30 366	14 921	-	-	56	-
7	Unloaded from railway cars in Canada	" " 27 821	9 818	-	-	-	-
8	Delivered to other railways in Canada	" " 2 500	4 773	-	-	-	-
9	Delivered to United States rail connections	" " 45	330	-	-	56	-
086. Sugar beets:							
10	Number of railway cars loaded	carloads -	-	-	-	-	-
11	Loaded onto railway cars in Canada	metric tonnes -	-	-	-	-	-
12	Received from other railways in Canada	" " -	-	-	-	-	-
13	Received from United States rail:						
13	Destined to Canadian points	" " -	-	-	-	-	-
14	Destined to United States points	" " -	-	-	-	-	-
15	Total freight traffic carried(1)	" " -	-	-	-	-	-
16	Unloaded from railway cars in Canada	" " -	-	-	-	-	-
17	Delivered to other railways in Canada	" " -	-	-	-	-	-
18	Delivered to United States rail connections	" " -	-	-	-	-	-
088. Cabbage:							
19	Number of railway cars loaded	carloads 1	1	-	-	-	-
20	Loaded onto railway cars in Canada	metric tonnes 27	14	-	-	-	-
21	Received from other railways in Canada	" " -	-	-	-	-	-
22	Received from United States rail:						
22	Destined to Canadian points	" " 29	-	-	-	-	-
23	Destined to United States points	" " 182	-	-	-	-	-
24	Total freight traffic carried(1)	" " 238	14	-	-	-	-
25	Unloaded from railway cars in Canada	" " 239	14	-	-	-	-
26	Delivered to other railways in Canada	" " -	-	-	-	-	-
27	Delivered to United States rail connections	" " -	-	-	-	-	-
090. Celery:							
28	Number of railway cars loaded	carloads -	-	-	-	-	-
29	Loaded onto railway cars in Canada	metric tonnes -	-	-	-	-	-
30	Received from other railways in Canada	" " -	-	-	-	-	-
31	Received from United States rail:						
31	Destined to Canadian points	" " 14 479	1 808	-	28	-	39
32	Destined to United States points	" " -	-	-	-	18	-
33	Total freight traffic carried(1)	" " 14 479	1 808	-	28	18	39
34	Unloaded from railway cars in Canada	" " 14 334	1 808	-	28	-	-
35	Delivered to other railways in Canada	" " 145	-	-	-	-	39
36	Delivered to United States rail connections	" " -	-	-	-	18	-
092. Lettuce:							
37	Number of railway cars loaded	carloads 1	-	-	-	-	-
38	Loaded onto railway cars in Canada	metric tonnes 36	-	-	-	-	-
39	Received from other railways in Canada	" " -	-	-	-	-	-
40	Received from United States rail:						
40	Destined to Canadian points	" " 129	27	-	-	-	-
41	Destined to United States points	" " 30 060	2 253	-	-	-	44
42	Total freight traffic carried(1)	" " 30 225	2 552	-	-	-	44
43	Unloaded from railway cars in Canada	" " 30 080	2 281	-	-	-	-
44	Delivered to other railways in Canada	" " 145	-	-	-	-	-
45	Delivered to United States rail connections	" " -	272	-	-	-	44
094. Onions and shallots:							
46	Number of railway cars loaded	carloads 355	24	-	-	-	-
47	Loaded onto railway cars in Canada	metric tonnes 10 448	239	-	-	-	-
48	Received from other railways in Canada	" " -	-	-	-	-	-
49	Received from United States rail:						
49	Destined to Canadian points	" " 118	-	-	-	-	-
50	Destined to United States points	" " 14 025	1 290	-	-	-	2 235
51	Total freight traffic carried(1)	" " 24 591	1 529	-	-	127	2 235
52	Unloaded from railway cars in Canada	" " 24 461	1 451	-	-	-	-
53	Delivered to other railways in Canada	" " 130	-	-	-	-	2 235
54	Delivered to United States rail connections	" " -	78	-	-	127	-

See footnote(s) at end of table

TABLEAU 2. Marchandises payantes transportées par chemin de fer au Canada, 1979

Class II - Classe II				Classes III and IV	Grand total all Railways	Type de marchandise	No
Northern Alberta	Ontario Northland	Quebec North Shore and Labrador	All other Tous autres				
						Denrées alimentaires, aliments pour animaux, boissons et tabacs (charge complète):	
						084. Noix, à l'exclusion des noix oléagineuses:	
			1		792	wagon	1
			46		33 100	tonnes métriques	2
			180		9 781	" "	3
			325		2 822	" "	4
			-		191	" "	5
			551		45 894	Total du trafic marchandises transportées(1)	6
			177		37 816	" "	7
			375		7 648	" "	8
			-		431	" "	9
						085. Betteraves à sucre:	
						wagon	10
						tonnes métriques	11
						" "	12
						" "	13
						" "	14
						Total du trafic marchandises transportées(1)	15
						" "	16
						" "	17
						" "	18
						088. Chou:	
			1		3	wagon	19
			31		72	tonnes métriques	20
						" "	21
					29	" "	22
			58		240	" "	23
						" "	24
			89		341	Total du trafic marchandises transportées(1)	25
			59		312	" "	26
			30		30	" "	27
						" "	28
						090. Celeri:	
						wagon	28
						tonnes métriques	29
						" "	30
					28	" "	31
			75		16 401	" "	32
					18	" "	33
			75		16 447	Total du trafic marchandises transportées(1)	34
			75		16 245	" "	35
					184	" "	36
					18	" "	37
						092. Laitue:	
						wagon	37
					36	tonnes métriques	38
						" "	39
					156	" "	40
			89		32 402	" "	41
					316	" "	42
			89		32 910	Total du trafic marchandises transportées(1)	43
					32 361	" "	44
			89		234	" "	45
					316	" "	46
						094. Oignons et échalotes:	
			1		380	wagon	46
			39		10 726	tonnes métriques	47
						" "	48
					227	" "	49
			109		17 702	" "	50
			152		127	" "	51
						Total du trafic marchandises transportées(1)	52
			300		28 782	Total du trafic marchandises transportées(1)	53
			184		28 331	" "	54
			116		246	" "	55
					205	" "	56

Voir note(s) à la fin du tableau.

TABLE 2. Revenue Freight Carried by Railways Within Canada, 1979

No.	Commodity		Class I - Classe I		Class II - Classe II			
			Canadian National Canadien National	Canadian Pacific Canadien Pacifique	Algoma Central	British Columbia Railway	Canada Southern (Consolidated Rail)	Chesapeake and Ohio
Food, feed, beverages and tobacco (C.L.):								
096. Potatoes, other than sweet:								
1	Number of railway cars loaded	carloads	3,985	325	-	-	-	-
2	Loaded onto railway cars in Canada	metric tonnes	114 252	8 518	-	-	-	-
3	Received from other railways in Canada	" "	-	-	-	-	-	-
4	Received from United States rail.	" "	1 878	3 362	642	-	126	296
5	Destined to Canadian points	" "	28 808	4 550	-	-	-	-
6	Destined to United States points	" "	815	5 266	-	-	100	-
6	Total freight traffic carried(1)	" "	145 753	21 696	642	-	226	296
7	Unloaded from railway cars in Canada	" "	137 598	15 069	615	-	126	296
8	Delivered to other railways in Canada	" "	5 720	1 319	27	-	-	-
9	Delivered to United States rail connections	" "	2 434	5 308	-	-	100	-
098. Tomatoes:								
10	Number of railway cars loaded	carloads	-	-	-	-	-	-
11	Loaded onto railway cars in Canada	metric tonnes	-	-	-	-	-	-
12	Received from other railways in Canada	" "	-	-	-	-	-	-
13	Received from United States rail.	" "	-	86	-	-	-	-
14	Destined to Canadian points	" "	3 295	324	-	-	-	-
15	Destined to United States points	" "	-	-	-	-	-	-
15	Total freight traffic carried(1)	" "	3 295	410	-	-	-	-
16	Unloaded from railway cars in Canada	" "	3 295	410	-	-	-	-
17	Delivered to other railways in Canada	" "	-	-	-	-	-	-
18	Delivered to United States rail connections	" "	-	-	-	-	-	-
100. Vegetables, n.e.s., fresh or chilled:								
19	Number of railway cars loaded	carloads	160	27	-	-	-	2
20	Loaded onto railway cars in Canada	metric tonnes	7 495	1 342	-	-	-	140
21	Received from other railways in Canada	" "	-	-	-	-	-	-
22	Received from United States rail.	" "	152	463	-	-	-	-
23	Destined to Canadian points	" "	29 571	2 159	-	-	-	30
24	Destined to United States points	" "	113	239	-	-	125	-
24	Total freight traffic carried(1)	" "	37 331	4 203	-	-	125	150
25	Unloaded from railway cars in Canada	" "	32 691	3 253	-	-	-	50
26	Delivered to other railways in Canada	" "	4 482	663	-	-	-	143
27	Delivered to United States rail connections	" "	159	287	-	-	125	-
102. Vegetables, frozen:								
28	Number of railway cars loaded	carloads	69	137	-	-	-	-
29	Loaded onto railway cars in Canada	metric tonnes	2 409	3 679	-	-	-	-
30	Received from other railways in Canada	" "	-	-	-	-	-	-
31	Received from United States rail.	" "	-	175	-	-	45	-
32	Destined to Canadian points	" "	5 586	4 334	-	-	-	461
33	Destined to United States points	" "	555	14 412	-	-	165	4 953
33	Total freight traffic carried(1)	" "	8 550	22 600	-	-	210	5 414
34	Unloaded from railway cars in Canada	" "	7 737	7 910	-	-	-	461
35	Delivered to other railways in Canada	" "	230	278	-	-	-	-
36	Delivered to United States rail connections	" "	582	14 412	-	-	210	4 953
104. Vegetables, dried:								
37	Number of railway cars loaded	carloads	459	777	-	-	-	21
38	Loaded onto railway cars in Canada	metric tonnes	22 114	31 514	-	-	-	460
39	Received from other railways in Canada	" "	-	-	-	-	-	-
40	Received from United States rail.	" "	2 222	5 204	-	-	48	-
41	Destined to Canadian points	" "	9 105	6 857	-	-	109	222
42	Destined to United States points	" "	5 821	224	-	-	246	9 530
42	Total freight traffic carried(1)	" "	39 262	43 799	-	-	403	10 212
43	Unloaded from railway cars in Canada	" "	30 703	40 801	-	-	63	137
44	Delivered to other railways in Canada	" "	2 443	2 380	-	-	46	545
45	Delivered to United States rail connections	" "	6 117	618	-	-	294	9 530
106. Vegetables and preparations, n.e.s.:								
46	Number of railway cars loaded	carloads	6 174	365	-	4	-	610
47	Loaded onto railway cars in Canada	metric tonnes	222 141	12 338	-	73	-	24 810
48	Received from other railways in Canada	" "	-	-	-	-	-	-
49	Received from United States rail.	" "	8 685	92 447	-	-	654	-
50	Destined to Canadian points	" "	138 889	20 904	-	-	743	1 021
51	Destined to United States points	" "	5 029	10 041	-	-	2 296	22 482
51	Total freight traffic carried(1)	" "	374 744	135 730	-	73	3 693	49 119
52	Unloaded from railway cars in Canada	" "	344 541	110 887	-	73	-	1 021
53	Delivered to other railways in Canada	" "	23 583	14 739	-	-	743	24 810
54	Delivered to United States rail connections	" "	6 620	10 103	-	-	2 950	22 998

See footnote(s) at end of table.

TABEAU 2. Marchandises payantes transportées par chemin de fer au Canada, 1979

Class II - Classe II				Classes III and IV	Grand total all Railways	Type de marchandise	No	
Northern Alberta	Ontario Northland	Quebec North Shore and Labrador	All other Tous autres					Classes III et IV
						Denrées alimentaires, aliments pour animaux, boissons et tabacs (charge complète):		
						096. Pommes de terre (sauf les patates douces):		
					4,310	wagon	Nombre de wagons chargés	1
					122 770	tonnes métriques	Chargées sur wagons au Canada	2
	2 238		50		8 592	" "	En provenance d'autres chemins de fer au Canada	3
			4 254		37 612	" "	En provenance des Etats-Unis	
					6 181	" "	A destination du Canada	4
						" "	A destination des Etats-Unis	5
	2 238		4 304		175 155	" "	Total du trafic marchandises transportées(1)	6
	2 174		2 539		158 417	" "	Déchargées du wagon au Canada	7
	64		1 765		8 895	" "	Remises aux autres chemins de fer au Canada	8
					7 842	" "	Remises au réseau des Etats-Unis	9
							098. Tomates:	
						wagon	Nombre de wagons chargés	10
						tonnes métriques	Chargées sur wagons au Canada	11
					86	" "	En provenance d'autres chemins de fer au Canada	12
					3 787	" "	En provenance des Etats-Unis	
			168			" "	A destination du Canada	13
						" "	A destination des Etats-Unis	14
			168		3 873	" "	Total du trafic marchandises transportées(1)	15
			83		3 788	" "	Déchargées du wagon au Canada	16
			85		85	" "	Remises aux autres chemins de fer au Canada	17
						" "	Remises au réseau des Etats-Unis	18
							100. Légumes frais ou réfrigérés, n.d.a.:	
			54		243	wagon	Nombre de wagons chargés	19
			1 906		10 886	tonnes métriques	Chargées sur wagons au Canada	20
						" "	En provenance d'autres chemins de fer au Canada	21
			5 424		6 039	" "	En provenance des Etats-Unis	
			1 058		32 838	" "	A destination du Canada	22
					477	" "	A destination des Etats-Unis	23
			8 388		50 240	" "	Total du trafic marchandises transportées(1)	24
			6 480		42 474	" "	Déchargées du wagon au Canada	25
			103		5 391	" "	Remises aux autres chemins de fer au Canada	26
			1 804		2 375	" "	Remises au réseau des Etats-Unis	27
							102. Légumes congelés:	
			9		215	wagon	Nombre de wagons chargés	28
			266		6 354	tonnes métriques	Chargées sur wagons au Canada	29
						" "	En provenance d'autres chemins de fer au Canada	30
			521		741	" "	En provenance des Etats-Unis	
			703		11 084	" "	A destination du Canada	31
					20 085	" "	A destination des Etats-Unis	32
			1 490		38 264	" "	Total du trafic marchandises transportées(1)	33
			674		16 782	" "	Déchargées du wagon au Canada	34
			505		1 013	" "	Remises aux autres chemins de fer au Canada	35
			310		20 467	" "	Remises au réseau des Etats-Unis	36
							104. Légumes séchés:	
					1,257	wagon	Nombre de wagons chargés	37
					54 088	tonnes métriques	Chargées sur wagons au Canada	38
						" "	En provenance d'autres chemins de fer au Canada	39
			915		8 389	" "	En provenance des Etats-Unis	
			5 302		21 595	" "	A destination du Canada	40
			92		15 913	" "	A destination des Etats-Unis	41
			6 309		99 985	" "	Total du trafic marchandises transportées(1)	42
			1 524		73 228	" "	Déchargées du wagon au Canada	43
			4 415		9 829	" "	Remises aux autres chemins de fer au Canada	44
			371		16 930	" "	Remises au réseau des Etats-Unis	45
							106. Légumes et préparations à base de légumes, n.d.a.:	
					7,153	wagon	Nombre de wagons chargés	46
					259 438	tonnes métriques	Chargées sur wagons au Canada	47
						" "	En provenance d'autres chemins de fer au Canada	48
	93		7 508		109 387	" "	En provenance des Etats-Unis	
			2 331		164 138	" "	A destination du Canada	49
			2 685		43 013	" "	A destination des Etats-Unis	50
	93		12 524		575 976	" "	Total du trafic marchandises transportées(1)	51
			6 381		463 246	" "	Déchargées du wagon au Canada	52
	93		3 459		67 374	" "	Remises aux autres chemins de fer au Canada	53
			2 685		45 356	" "	Remises au réseau des Etats-Unis	54

Voir note(s) à la fin du tableau.

TABLE 2. Revenue Freight Carried by Railways Within Canada, 1979

No.	Commodity		Class I - Classe I		Class II - Classe II			
			Canadian National Canadien National	Canadian Pacific Canadien Pacifique	Algoma Central	British Columbia Railway	Canada Southern (Consolidated Rail)	Chesapeake and Ohio
Food, feed, beverages and tobacco (C.L.):								
108. Sugar:								
1	Number of railway cars loaded	carloads	2,614	3,190	-	15	-	-
2	Loaded onto railway cars in Canada	metric tonnes	132 783	192 168	-	245	-	-
3	Received from other railways in Canada	" "	-	-	-	-	-	-
4	Received from United States rail	" "	-	202	-	-	2 936	-
5	Destined to Canadian points	" "	6 741	4 707	-	-	-	-
6	Destined to United States points	" "	1 334	1 352	-	-	151	4 541
7	Total freight traffic carried(1)	" "	140 858	198 429	-	245	3 087	4 541
8	Unloaded from railway cars in Canada	" "	138 565	190 893	-	245	-	-
9	Delivered to other railways in Canada	" "	400	2 694	-	-	-	-
10	Delivered to United States rail connections	" "	1 892	4 843	-	-	3 086	4 541
110. Molasses and syrups:								
11	Number of railway cars loaded	carloads	1,051	216	-	-	-	-
12	Loaded onto railway cars in Canada	metric tonnes	45 234	11 976	-	-	-	-
13	Received from other railways in Canada	" "	-	-	-	-	-	-
14	Received from United States rail	" "	-	2 494	-	-	-	135
15	Destined to Canadian points	" "	16 621	13 229	-	-	486	-
16	Destined to United States points	" "	7 477	9 867	-	-	85	12 915
17	Total freight traffic carried(1)	" "	69 332	37 566	-	-	571	13 050
18	Unloaded from railway cars in Canada	" "	58 285	27 294	-	-	-	135
19	Delivered to other railways in Canada	" "	3 439	527	-	-	486	-
20	Delivered to United States rail connections	" "	7 609	9 745	-	-	85	12 915
112. Sugar preparations (including confectionery), n.e.s.:								
21	Number of railway cars loaded	carloads	201	1,288	-	1	-	-
22	Loaded onto railway cars in Canada	metric tonnes	4 967	28 326	-	18	-	-
23	Received from other railways in Canada	" "	-	-	-	-	-	-
24	Received from United States rail	" "	12	200	-	-	-	-
25	Destined to Canadian points	" "	124	27	-	-	-	-
26	Destined to United States points	" "	348	-	-	-	-	-
27	Total freight traffic carried(1)	" "	5 451	28 553	-	18	-	-
28	Unloaded from railway cars in Canada	" "	4 928	26 920	-	18	-	-
29	Delivered to other railways in Canada	" "	175	1 451	-	-	-	-
30	Delivered to United States rail connections	" "	348	182	-	-	-	-
114. Coffee:								
31	Number of railway cars loaded	carloads	105	69	-	3	-	-
32	Loaded onto railway cars in Canada	metric tonnes	3 311	1 765	-	54	-	-
33	Received from other railways in Canada	" "	-	-	-	-	-	-
34	Received from United States rail	" "	-	1 073	-	-	-	-
35	Destined to Canadian points	" "	69	4 863	-	-	73	-
36	Destined to United States points	" "	-	-	-	-	-	-
37	Total freight traffic carried(1)	" "	3 380	7 701	-	54	73	-
38	Unloaded from railway cars in Canada	" "	3 380	7 358	-	54	73	-
39	Delivered to other railways in Canada	" "	-	344	-	-	-	-
40	Delivered to United States rail connections	" "	-	-	-	-	-	-
116. Cocoa and chocolate, tea, spices and vinegar:								
41	Number of railway cars loaded	carloads	101	118	-	-	-	-
42	Loaded onto railway cars in Canada	metric tonnes	4 166	2 331	-	-	-	-
43	Received from other railways in Canada	" "	-	-	-	-	-	-
44	Received from United States rail	" "	-	692	-	-	-	-
45	Destined to Canadian points	" "	-	119	-	-	-	-
46	Destined to United States points	" "	-	87	-	-	-	67
47	Total freight traffic carried(1)	" "	4 166	3 229	-	-	-	67
48	Unloaded from railway cars in Canada	" "	4 120	3 073	-	-	-	-
49	Delivered to other railways in Canada	" "	45	69	-	-	-	-
50	Delivered to United States rail connections	" "	-	87	-	-	-	67
118. Margarine and similar products:								
51	Number of railway cars loaded	carloads	252	28	-	-	-	-
52	Loaded onto railway cars in Canada	metric tonnes	7 082	859	-	-	-	-
53	Received from other railways in Canada	" "	-	-	-	-	-	-
54	Received from United States rail	" "	140	-	-	-	-	-
55	Destined to Canadian points	" "	-	-	-	-	-	-
56	Destined to United States points	" "	-	222	-	-	-	40
57	Total freight traffic carried(1)	" "	7 222	1 081	-	-	-	40
58	Unloaded from railway cars in Canada	" "	6 031	566	-	-	-	-
59	Delivered to other railways in Canada	" "	1 191	293	-	-	-	-
60	Delivered to United States rail connections	" "	-	222	-	-	-	40

See footnote(s) at end of table

TABLEAU 2. Marchandises payantes transportées par chemin de fer au Canada, 1979

Classe II - Classe II				Classes III and IV	Grand total all Railways	Type de marchandise	No	
Northern Alberta	Ontario Northland	Quebec North Shore and Labrador	All other Tous autres					Classes III et IV
						Dénrées alimentaires, aliments pour animaux, boissons et tabacs (charge complète):		
						108. Sucre:		
			11		5,830	wagon	Nombre de wagons chargés	1
			561		325 757	tonnes métriques	Chargées sur wagons au Canada	2
	435		2 824		6 397	" "	En provenance d'autres chemins de fer au Canada	3
			4 013		15 461	" "	En provenance des Etats-Unis:	
			254		7 632	" "	A destination du Canada	4
						" "	A destination des Etats-Unis	5
	435		7 652		355 247	" "	Total du trafic marchandises transportées(1)	6
						" "	Déchargées du wagon au Canada	7
	435		4 335		334 473	" "	Remises aux autres chemins de fer au Canada	8
			2 502		5 596	" "	Remises au réseau des Etats-Unis	9
			815		15 177	" "		
							110. Mélasses et sirops:	
			1		1,268	wagon	Nombre de wagons chargés	10
			27		57 237	tonnes métriques	Chargées sur wagons au Canada	11
						" "	En provenance d'autres chemins de fer au Canada	12
			3 071		5 700	" "	En provenance des Etats-Unis:	
			164		30 500	" "	A destination du Canada	13
					30 344	" "	A destination des Etats-Unis	14
			3 262		123 781	" "	Total du trafic marchandises transportées(1)	15
						" "	Déchargées du wagon au Canada	16
			2 098		87 812	" "	Remises aux autres chemins de fer au Canada	17
			928		5 380	" "	Remises au réseau des Etats-Unis	18
			237		30 591	" "		
							112. Préparations à base de sucre (y compris les confiseries), n.d.a.:	
			6		1,496	wagon	Nombre de wagons chargés	19
			137		33 448	tonnes métriques	Chargées sur wagons au Canada	20
						" "	En provenance d'autres chemins de fer au Canada	21
			1 923		2 135	" "	En provenance des Etats-Unis:	
			2 012		2 163	" "	A destination du Canada	22
					348	" "	A destination des Etats-Unis	23
			4 072		38 094	" "	Total du trafic marchandises transportées(1)	24
						" "	Déchargées du wagon au Canada	25
			3 322		35 188	" "	Remises aux autres chemins de fer au Canada	26
			637		2 263	" "	Remises au réseau des Etats-Unis	27
			113		643	" "		
							114. Café:	
					177	wagon	Nombre de wagons chargés	28
					5 130	tonnes métriques	Chargées sur wagons au Canada	29
						" "	En provenance d'autres chemins de fer au Canada	30
			2 399		3 472	" "	En provenance des Etats-Unis:	
			3 657		8 662	" "	A destination du Canada	31
						" "	A destination des Etats-Unis	32
			6 056		17 264	" "	Total du trafic marchandises transportées(1)	33
						" "	Déchargées du wagon au Canada	34
			3 067		13 932	" "	Remises aux autres chemins de fer au Canada	35
			2 988		3 332	" "	Remises au réseau des Etats-Unis	36
							116. Cacao et chocolat, thé, épices et vinaigre:	
					219	wagon	Nombre de wagons chargés	37
					6 497	tonnes métriques	Chargées sur wagons au Canada	38
						" "	En provenance d'autres chemins de fer au Canada	39
			114		806	" "	En provenance des Etats-Unis:	
			777		896	" "	A destination du Canada	40
					154	" "	A destination des Etats-Unis	41
			891		8 353	" "	Total du trafic marchandises transportées(1)	42
						" "	Déchargées du wagon au Canada	43
			153		7 346	" "	Remises aux autres chemins de fer au Canada	44
			738		852	" "	Remises au réseau des Etats-Unis	45
					154	" "		
							118. Margarine et produits similaires:	
		2			292	wagon	Nombre de wagons chargés	46
		36			7 977	tonnes métriques	Chargées sur wagons au Canada	47
						" "	En provenance d'autres chemins de fer au Canada	48
			1 288		1 428	" "	En provenance des Etats-Unis:	
						" "	A destination du Canada	49
					262	" "	A destination des Etats-Unis	50
		36	1 288		9 667	" "	Total du trafic marchandises transportées(1)	51
						" "	Déchargées du wagon au Canada	52
		36	1 288		7 921	" "	Remises aux autres chemins de fer au Canada	53
					1 484	" "	Remises au réseau des Etats-Unis	54
					262	" "		54

Voir note(s) à la fin du tableau.

TABLE 2. Revenue Freight Carried by Railways Within Canada, 1979

No.	Commodity		Class I - Classe I		Class II - Classe II			
			Canadian National Canadian National	Canadian Pacific Canadien Pacifique	Algoma Central	British Columbia Railway	Canadian Southern (Consolidated Rail)	Chesapeake and Ohio
Food, feed, beverages and tobacco (C.L.):								
120. Shortening and lard:								
1	Number of railway cars loaded	carloads	305	195	-	-	-	-
2	Loaded onto railway cars in Canada	metric tonnes	9 531	5 474	-	-	-	-
3	Received from other railways in Canada	" "	-	-	-	-	-	-
4	Received from United States rail:	" "	675	667	-	-	-	-
5	Destined to Canadian points	" "	409	1 245	-	-	-	-
6	Destined to United States points	" "	71	624	-	-	-	245
6	Total freight traffic carried(1)	" "	10 686	8 010	-	-	-	245
7	Unloaded from railway cars in Canada	" "	9 417	6 077	-	-	-	-
8	Delivered to other railways in Canada	" "	1 198	1 308	-	-	-	-
9	Delivered to United States rail connections	" "	71	624	-	-	-	245
122. Soups and infant and junior foods:								
10	Number of railway cars loaded	carloads	128	674	-	-	-	-
11	Loaded onto railway cars in Canada	metric tonnes	3 719	25 236	-	-	-	-
12	Received from other railways in Canada	" "	-	-	-	-	-	-
13	Received from United States rail:	" "	157	21	-	-	-	-
14	Destined to Canadian points	" "	-	-	-	-	-	-
15	Destined to United States points	" "	-	-	-	-	-	246
15	Total freight traffic carried(1)	" "	3 876	25 257	-	-	-	246
16	Unloaded from railway cars in Canada	" "	3 391	19 864	-	-	-	-
17	Delivered to other railways in Canada	" "	485	5 393	-	-	-	-
18	Delivered to United States rail connections	" "	-	-	-	-	-	246
124. Pre-cooked frozen food preparations:								
19	Number of railway cars loaded	carloads	141	446	-	3	-	-
20	Loaded onto railway cars in Canada	metric tonnes	5 302	12 930	-	18	-	-
21	Received from other railways in Canada	" "	-	-	-	-	-	-
22	Received from United States rail:	" "	22	-	-	-	131	-
23	Destined to Canadian points	" "	1 926	350	-	-	-	-
24	Destined to United States points	" "	969	4 296	-	-	-	367
24	Total freight traffic carried(1)	" "	8 219	17 576	-	18	262	367
25	Unloaded from railway cars in Canada	" "	7 195	12 770	-	18	-	-
26	Delivered to other railways in Canada	" "	54	511	-	-	-	-
27	Delivered to United States rail connections	" "	969	4 296	-	-	261	367
126. Food preparations and materials for food preparations, n.e.s.:								
28	Number of railway cars loaded	carloads	3 937	8 331	-	2 407	43	-
29	Loaded onto railway cars in Canada	metric tonnes	135 137	234 045	-	43 672	1 680	-
30	Received from other railways in Canada	" "	-	-	-	-	-	-
31	Received from United States rail:	" "	7 723	6 134	-	180	122	-
32	Destined to Canadian points	" "	6 590	3 481	-	-	530	-
33	Destined to United States points	" "	12 418	3 809	-	-	2 903	6 566
33	Total freight traffic carried(1)	" "	161 968	247 469	-	43 852	5 235	6 566
34	Unloaded from railway cars in Canada	" "	124 820	202 763	-	43 851	498	-
35	Delivered to other railways in Canada	" "	21 790	39 921	-	-	1 712	-
36	Delivered to United States rail connections	" "	15 359	4 785	-	-	3 025	6 566
128. Hay, forage and straw:								
37	Number of railway cars loaded	carloads	208	44	-	1	-	-
38	Loaded onto railway cars in Canada	metric tonnes	3 582	878	-	18	-	-
39	Received from other railways in Canada	" "	-	-	-	-	-	-
40	Received from United States rail:	" "	12	-	-	-	-	-
41	Destined to Canadian points	" "	59	-	-	-	-	-
42	Destined to United States points	" "	145	45	-	-	-	-
42	Total freight traffic carried(1)	" "	3 798	923	-	18	-	-
43	Unloaded from railway cars in Canada	" "	3 653	866	-	18	-	-
44	Delivered to other railways in Canada	" "	-	12	-	-	-	-
45	Delivered to United States rail connections	" "	145	45	-	-	-	-
130. Wheat bran, shorts and middlings:								
46	Number of railway cars loaded	carloads	5 424	2 365	-	-	-	11
47	Loaded onto railway cars in Canada	metric tonnes	223 356	99 914	-	-	-	307
48	Received from other railways in Canada	" "	-	-	-	-	-	-
49	Received from United States rail:	" "	9 135	30 043	-	-	578	-
50	Destined to Canadian points	" "	8 942	110	-	-	8 880	-
51	Destined to United States points	" "	2 137	24 025	-	-	142	734
51	Total freight traffic carried(1)	" "	243 570	154 092	-	-	9 600	1 013
52	Unloaded from railway cars in Canada	" "	222 731	66 526	-	-	27	-
53	Delivered to other railways in Canada	" "	4 171	17 553	-	-	8 880	200
54	Delivered to United States rail connections	" "	16 669	70 013	-	-	692	714

See footnote(s) at end of table.

TABLEAU 2. Marchandises payantes transportées par chemin de fer au Canada, 1979

Class II - Classe II				Classes III and IV	Grand total all Railways	Type de marchandise	No
Northern Alberta	Ontario Northland	Quebec North Shore and Labrador	All other Tous autres				
			6	-	506	wagon	1
			146	-	15 151	tonnes métriques	2
			2 075	-	3 417	" "	3
			273	-	1 927	" "	4
			-	-	940	" "	5
			2 494	-	21 435	" "	6
			2 120	-	17 614	" "	7
			228	-	2 734	" "	8
			146	-	1 086	" "	9
			9	-	811	wagon	10
			270	-	29 225	tonnes métriques	11
			5 948	-	6 126	" "	12
			-	-	-	" "	13
			-	-	246	" "	14
			6 218	-	35 597	" "	15
			5 812	-	29 067	" "	16
			136	-	6 014	" "	17
			270	-	516	" "	18
			2	-	592	wagon	19
			70	-	18 320	tonnes métriques	20
			945	-	1 098	" "	21
			112	-	2 388	" "	22
			-	-	5 763	" "	23
			1 127	-	27 569	" "	24
			926	-	20 909	" "	25
			201	-	766	" "	26
			-	-	5 893	" "	27
			193	-	15 607	wagon	28
	31	665	7 582	-	436 018	tonnes métriques	29
	634	13 268	69 972	-	84 413	" "	30
273	9	-	12 830	-	23 531	" "	31
	-	-	112	-	25 808	" "	32
273	643	13 268	90 496	-	569 770	" "	33
	634	13 110	56 966	-	442 642	" "	34
273	9	158	32 419	-	96 282	" "	35
	-	-	1 111	-	30 846	" "	36
			-	-	253	wagon	37
			-	-	4 478	tonnes métriques	38
			111	-	123	" "	39
			-	-	59	" "	40
			-	-	190	" "	41
			111	-	4 850	" "	42
			111	-	4 648	" "	43
			-	-	12	" "	44
			-	-	190	" "	45
			681	-	8 481	wagon	46
			24 751	-	348 320	tonnes métriques	47
			15 838	-	55 594	" "	48
			290	-	18 222	" "	49
			-	-	27 018	" "	50
			40 879	-	449 154	" "	51
			10 806	-	300 090	" "	52
			30 039	-	60 942	" "	53
			33	-	88 121	" "	54

Voir note(s) à la fin du tableau.

TABLE 2. Revenue Freight Carried by Railways Within Canada, 1979

No.	Commodity		Class I - Classe I		Class II - Classe II			
			Canadian National Canadien National	Canadian Pacific Canadien Pacifique	Algonia Central	British Columbia Railway	Canada Southern (Consol- idated Rail)	Chesapeake and Ohio
Food, feed, beverages and tobacco (C.L.):								
132. Ground cereals and by-products, n.e.s.:								
1	Number of railway cars loaded	carloads	6,777	5,591	-	-	-	-
2	Loaded onto railway cars in Canada	metric tonnes	347 273	290 403	-	-	-	-
3	Received from other railways in Canada	" "	-	-	-	-	-	-
4	Received from United States rail	" "	26 473	19 520	159	-	1 093	71
5	Destined to Canadian points	" "	51 104	3 010	-	-	308	219
6	Destined to United States points	" "	15 106	12 382	-	-	-	29 358
6	Total freight carried(1)	" "	439 956	325 315	159	-	1 401	29 648
7	Unloaded from railway cars in Canada	" "	367 465	269 273	-	-	55	289
8	Delivered to other railways in Canada	" "	48 744	38 979	159	-	308	-
9	Delivered to United States rail connections	" "	23 747	17 062	-	-	1 038	29 358
134. Soyabean oil meal:								
10	Number of railway cars loaded	carloads	1,585	869	-	-	-	-
11	Loaded onto railway cars in Canada	metric tonnes	78 915	53 537	-	-	-	-
12	Received from other railways in Canada	" "	-	-	-	-	-	-
13	Received from United States rail	" "	2 680	6 639	-	-	-	-
14	Destined to Canadian points	" "	101 018	45 975	-	-	1 387	-
15	Destined to United States points	" "	7 339	45 540	-	-	-	3 409
15	Total freight carried(1)	" "	109 952	151 691	-	-	1 387	3 409
16	Unloaded from railway cars in Canada	" "	172 510	96 548	-	-	-	-
17	Delivered to other railways in Canada	" "	9 554	9 145	-	-	1 387	-
18	Delivered to United States rail connections	" "	7 888	45 997	-	-	-	3 409
136. Oil seed meals (including cake), n.e.s.:								
19	Number of railway cars loaded	carloads	1,972	3,875	-	-	-	-
20	Loaded onto railway cars in Canada	metric tonnes	106 631	204 324	-	-	-	-
21	Received from other railways in Canada	" "	-	-	-	-	-	-
22	Received from United States rail	" "	81 982	42 872	-	-	73	-
23	Destined to Canadian points	" "	1 691	111	-	-	73	-
24	Destined to United States points	" "	151	-	-	-	-	-
24	Total freight traffic carried(1)	" "	190 455	247 307	-	-	146	-
25	Unloaded from railway cars in Canada	" "	182 029	188 188	-	-	-	-
26	Delivered to other railways in Canada	" "	8 275	57 516	-	-	73	-
27	Delivered to United States rail connections	" "	151	1 603	-	-	73	-
138. Feeds of vegetable origin, n.e.s.:								
28	Number of railway cars loaded	carloads	3,373	2,020	-	-	19	23
29	Loaded onto railway cars in Canada	metric tonnes	198 219	93 054	-	-	857	1 052
30	Received from other railways in Canada	" "	-	-	-	-	-	-
31	Received from United States rail	" "	58 151	25 394	-	-	467	-
32	Destined to Canadian points	" "	36 443	2 089	-	-	202	542
33	Destined to United States points	" "	17 612	27 997	-	-	44	16 249
33	Total freight traffic carried(1)	" "	310 425	148 534	-	-	1 570	17 843
34	Unloaded from railway cars in Canada	" "	263 428	103 807	-	-	82	-
35	Delivered to other railways in Canada	" "	6 338	2 202	-	-	322	1 594
36	Delivered to United States rail connections	" "	40 657	42 524	-	-	1 167	16 249
140. Feeds of animal origin:								
37	Number of railway cars loaded	carloads	731	275	-	-	-	-
38	Loaded onto railway cars in Canada	metric tonnes	29 472	8 406	-	-	-	-
39	Received from other railways in Canada	" "	-	-	-	-	-	-
40	Received from United States rail	" "	270	4 195	-	-	376	-
41	Destined to Canadian points	" "	650	2 172	-	-	-	-
42	Destined to United States points	" "	357	72	-	-	-	-
42	Total freight traffic carried(1)	" "	30 749	14 845	-	-	376	-
43	Unloaded from railway cars in Canada	" "	21 206	9 685	-	-	-	-
44	Delivered to other railways in Canada	" "	2 169	2 560	-	-	-	-
45	Delivered to United States rail connections	" "	7 374	2 599	-	-	376	-
142. Primary or concentrated feeds:								
46	Number of railway cars loaded	carloads	44	24	-	-	-	-
47	Loaded onto railway cars in Canada	metric tonnes	1 833	2 140	-	-	-	-
48	Received from other railways in Canada	" "	-	-	-	-	-	-
49	Received from United States rail	" "	18	72	-	-	-	-
50	Destined to Canadian points	" "	276	-	-	-	-	-
51	Destined to United States points	" "	93	-	-	-	-	-
51	Total freight traffic carried(1)	" "	2 220	2 212	-	-	-	-
52	Unloaded from railway cars in Canada	" "	2 127	2 140	-	-	-	-
53	Delivered to other railways in Canada	" "	-	-	-	-	-	-
54	Delivered to United States rail connections	" "	93	72	-	-	-	-

See footnote(s) at end of table.

TABLEAU 2. Marchandises payantes transportées par chemin de fer au Canada, 1979

Class II - Classe II				Classes III and IV	Grand total all Railways	Type de marchandise	No	
Northern Alberta	Ontario Northland	Quebec North Shore and Labrador	All other Tous autres	Classes III et IV	Total général tous chemins de fer			
						Denrées alimentaires, aliments pour animaux, boissons et tabacs (charge complète):		
						132. Céréales moulues et dérivées, n.d.a.:		
			51		12 419	wagon	Nombre de wagons chargés	1
			2 439		640 115	tonnes métriques	Chargées sur wagons au Canada	2
	89		16 161		63 566	" "	En provenance d'autres chemins de fer au Canada	3
			5 744		60 385	" "	En provenance des Etats-Unis	
			-		56 846	" "	A destination du Canada	4
			-		-	" "	A destination des Etats-Unis	5
	89		24 344		820 912	" "	Total du trafic marchandises transportées(1)	6
			16 197		653 368	" "	Déchargées du wagon au Canada	7
	89		5 175		93 365	" "	Remises aux autres chemins de fer au Canada	8
			2 972		74 177	" "	Remises au réseau des Etats-Unis	9
							134. Tourteau de soja:	
					2 454	wagon	Nombre de wagons chargés	10
					132 452	tonnes métriques	Chargées sur wagons au Canada	11
			13 814		23 133	" "	En provenance d'autres chemins de fer au Canada	12
			22 679		171 059	" "	En provenance des Etats-Unis	
			68		56 356	" "	A destination du Canada	13
			-		-	" "	A destination des Etats-Unis	14
			36 561		383 000	" "	Total du trafic marchandises transportées(1)	15
			32 158		301 216	" "	Déchargées du wagon au Canada	16
			4 335		24 421	" "	Remises aux autres chemins de fer au Canada	17
			68		57 362	" "	Remises au réseau des Etats-Unis	18
							136. Farines de graines oléagineuses (y compris les tourteaux), n.d.a.:	
1 521			1		7 369	wagon	Nombre de wagons chargés	19
85 942			78		396 975	tonnes métriques	Chargées sur wagons au Canada	20
			10 552		135 479	" "	En provenance d'autres chemins de fer au Canada	21
			292		2 167	" "	En provenance des Etats-Unis	
			-		151	" "	A destination du Canada	22
			-		-	" "	A destination des Etats-Unis	23
85 942			10 922		534 772	" "	Total du trafic marchandises transportées(1)	24
			10 849		381 177	" "	Déchargées du wagon au Canada	25
111			73		151 768	" "	Remises aux autres chemins de fer au Canada	26
85 831			-		1 827	" "	Remises au réseau des Etats-Unis	27
							138. Aliments d'origine végétale pour animaux, n.d.a.:	
930		6	47		6 418	wagon	Nombre de wagons chargés	28
61 149		115	972		355 418	tonnes métriques	Chargées sur wagons au Canada	29
			1 852		85 864	" "	En provenance d'autres chemins de fer au Canada	30
			32 268		71 544	" "	En provenance des Etats-Unis	
			827		62 729	" "	A destination du Canada	31
61 149		115	35 919		575 555	" "	Total du trafic marchandises transportées(1)	33
		115	18 240		385 672	" "	Déchargées du wagon au Canada	34
61 149			16 205		87 810	" "	Remises aux autres chemins de fer au Canada	35
			1 474		102 071	" "	Remises au réseau des Etats-Unis	36
							140. Aliments d'origine animale pour animaux:	
			38		1 044	wagon	Nombre de wagons chargés	37
			1 851		39 729	tonnes métriques	Chargées sur wagons au Canada	38
			3 427		8 268	" "	En provenance d'autres chemins de fer au Canada	39
			1 790		4 612	" "	En provenance des Etats-Unis	
			-		429	" "	A destination du Canada	40
			-		-	" "	A destination des Etats-Unis	41
			7 068		53 038	" "	Total du trafic marchandises transportées(1)	42
			4 221		35 112	" "	Déchargées du wagon au Canada	43
			493		5 222	" "	Remises aux autres chemins de fer au Canada	44
			2 354		12 703	" "	Remises au réseau des Etats-Unis	45
							142. Aliments concentrés pour animaux:	
					68	wagon	Nombre de wagons chargés	46
					3 973	tonnes métriques	Chargées sur wagons au Canada	47
					90	" "	En provenance d'autres chemins de fer au Canada	48
					276	" "	En provenance des Etats-Unis	
					93	" "	A destination du Canada	49
					-	" "	A destination des Etats-Unis	50
					4 432	" "	Total du trafic marchandises transportées(1)	51
					4 267	" "	Déchargées du wagon au Canada	52
					-	" "	Remises aux autres chemins de fer au Canada	53
					165	" "	Remises au réseau des Etats-Unis	54

Voir note(s) à la fin du tableau

TABLE 2. Revenue Freight Carried by Railways Within Canada, 1979

No.	Commodity		Class I - Classe I		Class II - Classe II			
			Canadian National Canadien National	Canadian Pacific Canadien Pacifique	Algoma Central	British Columbia Railway	Canada Southern (Consolidated Rail)	Chesapeake and Ohio
Food, feed, beverages and tobacco (C.L.):								
144. Secondary or complete animal feeds, n.e.s.:								
1	Number of railway cars loaded	carloads	1 634	1 719	-	-	2	12
2	Loaded onto railway cars in Canada	metric tonnes	65 109	59 334	-	-	174	447
3	Received from other railways in Canada	" "	-	-	-	-	-	-
	Received from United States rail:	" "	1 045	25 898	-	-	296	-
4	Destined to Canadian points	" "	19 414	9 823	-	-	171	-
5	Destined to United States points	" "	8 838	190 117	-	-	1 728	12 493
6	Total freight traffic carried(1)	" "	94 406	285 172	-	-	2 369	12 940
7	Unloaded from railway cars in Canada	" "	63 318	71 473	-	-	-	-
8	Delivered to other railways in Canada	" "	19 787	20 821	-	-	345	447
9	Delivered to United States rail connections	" "	11 301	192 878	-	-	2 024	12 493
146. Non-alcoholic beverages:								
10	Number of railway cars loaded	carloads	57	21	-	68	-	-
11	Loaded onto railway cars in Canada	metric tonnes	1 863	454	-	1 934	-	-
12	Received from other railways in Canada	" "	-	-	-	-	-	-
	Received from United States rail:	" "	-	-	-	-	-	-
13	Destined to Canadian points	" "	-	-	-	-	-	-
14	Destined to United States points	" "	-	-	-	-	-	-
15	Total freight traffic carried(1)	" "	1 863	454	-	1 934	-	-
16	Unloaded from railway cars in Canada	" "	1 714	454	-	1 934	-	-
17	Delivered to other railways in Canada	" "	32	-	-	-	-	-
18	Delivered to United States rail connections	" "	118	-	-	-	-	-
148. Ale, beer, stout and porter:								
19	Number of railway cars loaded	carloads	333	664	-	1 726	-	-
20	Loaded onto railway cars in Canada	metric tonnes	12 205	25 639	-	49 112	-	-
21	Received from other railways in Canada	" "	-	-	-	-	-	-
	Received from United States rail:	" "	797	519	-	-	353	-
22	Destined to Canadian points	" "	17 562	2 252	-	-	-	100
23	Destined to United States points	" "	1 039	2 998	-	-	-	29 910
24	Total freight traffic carried(1)	" "	31 603	31 408	-	49 112	353	30 018
25	Unloaded from railway cars in Canada	" "	22 143	27 098	-	49 112	-	-
26	Delivered to other railways in Canada	" "	91	475	-	-	-	100
27	Delivered to United States rail connections	" "	9 370	3 835	-	-	353	29 910
150. Wines and fermented alcoholic beverages, n.e.s.:								
28	Number of railway cars loaded	carloads	50	535	-	-	1	-
29	Loaded onto railway cars in Canada	metric tonnes	1 857	9 203	-	-	18	-
30	Received from other railways in Canada	" "	-	-	-	-	-	-
	Received from United States rail:	" "	152	227	-	-	-	-
31	Destined to Canadian points	" "	5 124	961	-	-	149	-
32	Destined to United States points	" "	8 801	6 767	-	-	-	170
33	Total freight traffic carried(1)	" "	15 934	17 158	-	-	167	170
34	Unloaded from railway cars in Canada	" "	7 024	7 655	-	-	149	-
35	Delivered to other railways in Canada	" "	109	66	-	-	-	-
36	Delivered to United States rail connections	" "	8 801	9 437	-	-	18	170
152. Distilled alcoholic beverages:								
37	Number of railway cars loaded	carloads	161	1 385	-	1	42	73
38	Loaded onto railway cars in Canada	metric tonnes	6 930	43 534	-	82	1 627	3 265
39	Received from other railways in Canada	" "	-	-	-	-	-	-
	Received from United States rail:	" "	36	1 373	-	47	8 198	77
40	Destined to Canadian points	" "	145	529	-	-	-	68
41	Destined to United States points	" "	180	1 487	-	-	-	825
42	Total freight traffic carried(1)	" "	7 291	46 923	-	129	9 893	4 167
43	Unloaded from railway cars in Canada	" "	5 008	21 183	-	129	8 053	77
44	Delivered to other railways in Canada	" "	720	747	-	-	-	33
45	Delivered to United States rail connections	" "	1 563	24 994	-	-	1 841	4 057
154. Cigarettes:								
46	Number of railway cars loaded	carloads	-	1 825	-	-	-	-
47	Loaded onto railway cars in Canada	metric tonnes	-	34 103	-	-	-	-
48	Received from other railways in Canada	" "	-	-	-	-	-	-
	Received from United States rail:	" "	-	-	-	-	-	-
49	Destined to Canadian points	" "	-	-	-	-	-	-
50	Destined to United States points	" "	-	-	-	-	-	-
51	Total freight traffic carried(1)	" "	-	34 103	-	-	-	-
52	Unloaded from railway cars in Canada	" "	-	34 103	-	-	-	-
53	Delivered to other railways in Canada	" "	-	-	-	-	-	-
54	Delivered to United States rail connections	" "	-	-	-	-	-	-

See footnote(s) at end of table.

TABLEAU 2. Marchandises payantes transportées par chemin de fer au Canada, 1979

Class II - Classe II				Classes III and IV Classes III et IV	Grand total all Railways Total general tous chemins de fer	Type de marchandise	No	
Northern Alberta	Ontario Northland	Quebec North Shore and Labrador	All other Tous autres					
						Denrées alimentaires, aliments pour animaux, boissons et tabacs (charge complète):		
						144. Aliments complets pour animaux, n.d.a.:		
			12		3 379	wagon	Nombre de wagons chargés	1
			779		125 843	tonnes métriques	Chargées sur wagons au Canada	2
691	346		28 924		57 200	" "	En provenance d'autres chemins de fer au Canada	3
			6 878		36 286	" "	En provenance des Etats-Unis:	
			7 461		220 637	" "	A destination du Canada	4
						" "	A destination des Etats-Unis	5
691	346		44 042		439 966		Total du trafic marchandises transportées(1)	6
691	346		27 029		162 857	" "	Déchargées du wagon au Canada	7
			12 904		54 304	" "	Remises aux autres chemins de fer au Canada	8
			4 110		222 806	" "	Remises au réseau des Etats-Unis	9
							146. Boissons non alcooliques:	
	21	108	3		278	wagon	Nombre de wagons chargés	10
	314	2 898	165		7 628	tonnes métriques	Chargées sur wagons au Canada	11
151			1 797		1 948	" "	En provenance d'autres chemins de fer au Canada	12
			517		517	" "	En provenance des Etats-Unis:	
						" "	A destination du Canada	13
						" "	A destination des Etats-Unis	14
151	314	2 898	2 479		10 093		Total du trafic marchandises transportées(1)	15
	314	1 319	2 314		8 049	" "	Déchargées du wagon au Canada	16
151		1 579			1 762	" "	Remises aux autres chemins de fer au Canada	17
			185		283	" "	Remises au réseau des Etats-Unis	18
							148. Ale, bière, stout et porter:	
6	26	118			2 873	wagon	Nombre de wagons chargés	19
146	370	3 200			90 672	tonnes métriques	Chargées sur wagons au Canada	20
			1 878		4 302	" "	En provenance d'autres chemins de fer au Canada	21
162	593		6 811		26 728	" "	En provenance des Etats-Unis:	
			45		33 992	" "	A destination du Canada	22
						" "	A destination des Etats-Unis	23
308	963	3 200	8 734		155 694		Total du trafic marchandises transportées(1)	24
308	963	1 603	6 565		107 792	" "	Déchargées du wagon au Canada	25
		1 597	2 124		4 390	" "	Remises aux autres chemins de fer au Canada	26
			45		43 513	" "	Remises au réseau des Etats-Unis	27
							150. Vins et boissons alcooliques fermentées, n.d.a.:	
			6		592	wagon	Nombre de wagons chargés	28
			82		11 160	tonnes métriques	Chargées sur wagons au Canada	29
			125		504	" "	En provenance d'autres chemins de fer au Canada	30
			1 859		8 093	" "	En provenance des Etats-Unis:	
					15 738	" "	A destination du Canada	31
						" "	A destination des Etats-Unis	32
			2 066		35 495		Total du trafic marchandises transportées(1)	33
			1 164		15 992	" "	Déchargées du wagon au Canada	34
			820		995	" "	Remises aux autres chemins de fer au Canada	35
			82		18 508	" "	Remises au réseau des Etats-Unis	36
							152. Boissons alcooliques distillées:	
3		12	132		1 789	wagon	Nombre de wagons chargés	37
63		169	6 664		62 334	tonnes métriques	Chargées sur wagons au Canada	38
			1 195		11 074	" "	En provenance d'autres chemins de fer au Canada	39
	148		1 264		1 938	" "	En provenance des Etats-Unis:	
					2 560	" "	A destination du Canada	40
						" "	A destination des Etats-Unis	41
63	148	169	9 123		77 906		Total du trafic marchandises transportées(1)	42
63	148	169	1 308		36 138	" "	Déchargées du wagon au Canada	43
			952		2 452	" "	Remises aux autres chemins de fer au Canada	44
			6 863		39 318	" "	Remises au réseau des Etats-Unis	45
							154. Cigarettes:	
					1 825	wagon	Nombre de wagons chargés	46
					34 103	tonnes métriques	Chargées sur wagons au Canada	47
						" "	En provenance d'autres chemins de fer au Canada	48
						" "	En provenance des Etats-Unis:	
			27		27	" "	A destination du Canada	49
						" "	A destination des Etats-Unis	50
			27		34 130		Total du trafic marchandises transportées(1)	51
			27		34 130	" "	Déchargées du wagon au Canada	52
						" "	Remises aux autres chemins de fer au Canada	53
						" "	Remises au réseau des Etats-Unis	54

Voir note(s) à la fin du tableau.

TABLE 2. Revenue Freight Carried by Railways Within Canada, 1979

Commodity		Class I - Classe I		Class II - Classe II			
		Canadian National Canadien National	Canadian Pacific Canadien Pacifique	Algoma Central	British Columbia Railway	Canada Southern (Consolidated Rail)	Chesapeake and Ohio
No.							
Food, feed, beverages and tobacco (C.L.):							
156. Tobacco, unmanufactured:							
1	Number of railway cars loaded	carloads	16	25	-	1	-
2	Loaded onto railway cars in Canada	metric tonnes	358	434	-	46	-
3	Received from other railways in Canada	" "	-	-	-	-	-
4	Received from United States rail:	" "	-	-	-	-	-
5	Destined to Canadian points	" "	-	-	-	-	-
6	Destined to United States points	" "	-	27	-	-	-
6	Total freight traffic carried(1)	" "	358	461	-	46	-
7	Unloaded from railway cars in Canada	" "	358	434	-	46	-
8	Delivered to other railways in Canada	" "	-	-	-	-	-
9	Delivered to United States rail connections	" "	-	27	-	-	-
158. Tobacco, manufactured, n.e.s.:							
10	Number of railway cars loaded	carloads	15	-	-	-	-
11	Loaded onto railway cars in Canada	metric tonnes	270	-	-	-	-
12	Received from other railways in Canada	" "	-	-	-	-	-
13	Received from United States rail:	" "	-	-	-	-	-
14	Destined to Canadian points	" "	-	-	-	-	-
15	Destined to United States points	" "	-	-	-	-	-
15	Total freight traffic carried(1)	" "	270	-	-	-	-
16	Unloaded from railway cars in Canada	" "	270	-	-	-	-
17	Delivered to other railways in Canada	" "	-	-	-	-	-
18	Delivered to United States rail connections	" "	-	-	-	-	-
992. Total:							
19	Number of railway cars loaded	carloads	233,113	240,140	-	6,057	4,730
20	Loaded onto railway cars in Canada	metric tonnes	12 731 309	14 254 283	-	193 091	164 946
21	Received from other railways in Canada	" "	-	-	-	-	-
22	Received from United States rail:	" "	1 226 944	814 726	887	1 215	33 693
23	Destined to Canadian points	" "	1 111 714	510 849	-	-	20 754
24	Destined to United States points	" "	390 048	495 458	-	-	61 356
24	Total freight traffic carried(1)	" "	15 460 015	16 075 316	887	194 306	280 749
25	Unloaded from railway cars in Canada	" "	14 018 467	14 689 934	615	165 758	9 648
26	Delivered to other railways in Canada	" "	802 030	529 137	272	28 547	174 985
27	Delivered to United States rail connections	" "	639 517	856 245	-	-	96 115
Section III:							
Crude materials, inedible (C.L.):							
160. Raw hides and skins including fur skins:							
28	Number of railway cars loaded	carloads	15	265	-	-	-
29	Loaded onto railway cars in Canada	metric tonnes	327	6 648	-	-	-
30	Received from other railways in Canada	" "	-	-	-	-	-
31	Received from United States rail:	" "	-	-	-	-	89
32	Destined to Canadian points	" "	10 031	752	-	-	-
33	Destined to United States points	" "	698	2 485	-	-	269
33	Total freight traffic carried(1)	" "	11 056	9 885	-	-	358
34	Unloaded from railway cars in Canada	" "	10 322	5 719	-	-	-
35	Delivered to other railways in Canada	" "	-	130	-	-	-
36	Delivered to United States rail connections	" "	734	4 036	-	-	358
162. Primary tankage:							
37	Number of railway cars loaded	carloads	42	172	-	-	-
38	Loaded onto railway cars in Canada	metric tonnes	1 780	8 721	-	-	-
39	Received from other railways in Canada	" "	-	-	-	-	-
40	Received from United States rail:	" "	-	102	-	-	-
41	Destined to Canadian points	" "	4 580	2 441	-	-	-
42	Destined to United States points	" "	43	2 397	-	-	1 940
41	Total freight traffic carried(1)	" "	6 403	13 661	-	-	1 940
43	Unloaded from railway cars in Canada	" "	6 242	8 381	-	-	-
44	Delivered to other railways in Canada	" "	36	180	-	-	-
45	Delivered to United States rail connections	" "	124	5 099	-	-	1 940
164. Crude animal products, inedible, n.e.s. (excluding fibres):							
46	Number of railway cars loaded	carloads	1	6	-	-	-
47	Loaded onto railway cars in Canada	metric tonnes	18	83	-	-	-
48	Received from other railways in Canada	" "	-	-	-	-	-
49	Received from United States rail:	" "	278	36	-	27	-
50	Destined to Canadian points	" "	3 088	212	-	-	207
51	Destined to United States points	" "	-	-	-	-	-
51	Total freight traffic carried(1)	" "	3 384	331	-	27	207
52	Unloaded from railway cars in Canada	" "	2 765	331	-	27	91
53	Delivered to other railways in Canada	" "	619	-	-	-	110
54	Delivered to United States rail connections	" "	-	-	-	-	-

See footnote(s) at end of table

TABLEAU 2. Marchandises payantes transportées par chemin de fer au Canada, 1979

Class II - Classe II				Classes III and IV	Grand total all Railways	Type de marchandise	No	
Northern Alberta	Ontario Northland	Quebec North Shore and Labrador	All other Tous autres	Classes III et IV	Total général tous chemins de fer			
						Denrées alimentaires, aliments pour animaux, boissons et tabacs (charge complète):		
						156. Tabacs bruts:		
			43		85	wagon	Nombre de wagons chargés	1
			1 422		2 260	tonnes métriques	Chargées sur wagons au Canada	2
						"	En provenance d'autres chemins de fer au Canada	3
							En provenance des Etats-Unis:	
			804		804	"	A destination du Canada	4
						"	A destination des Etats-Unis	5
			2 226		3 091	"	Total du trafic marchandises transportées(1)	6
						"	Déchargées du wagon au Canada	7
			804		1 642	"	Remises aux autres chemins de fer au Canada	8
			1 422		1 449	"	Remises au réseau des Etats-Unis	9
							158. Tabacs fabriqués, n.d.a.:	
						15 wagon	Nombre de wagons chargés	10
					270	tonnes métriques	Chargées sur wagons au Canada	11
						"	En provenance d'autres chemins de fer au Canada	12
						"	En provenance des Etats-Unis:	
						"	A destination du Canada	13
						"	A destination des Etats-Unis	14
					270	"	Total du trafic marchandises transportées(1)	15
						"	Déchargées du wagon au Canada	16
						"	Remises aux autres chemins de fer au Canada	17
						"	Remises au réseau des Etats-Unis	18
							992. Total:	
16 532	78	921	2 701		506 430	wagon	Nombre de wagons chargés	19
997 359	1 318	19 913	101 615		28 595 014	tonnes métriques	Chargées sur wagons au Canada	20
						"	En provenance d'autres chemins de fer au Canada	21
68 227	5 643		447 649		2 600 170	"	En provenance des Etats-Unis:	
			216 639		1 879 824	"	A destination du Canada	22
			13 099	844	1 436 041	"	A destination des Etats-Unis	23
1 065 586	6 961	19 913	779 002	844	34 511 049	"	Total du trafic marchandises transportées(1)	24
						"	Déchargées du wagon au Canada	25
4 980	6 724	16 580	505 698		29 441 540	"	Remises aux autres chemins de fer au Canada	26
1 060 606	237	3 333	239 283		2 964 126	"	Remises au réseau des Etats-Unis	27
			34 021	844	2 105 380	"		
							Section III:	
							Matières brutes, non comestibles (charge complète):	
							160. Cuir et peaux bruts, y compris les pelleteries:	
			29		310	wagon	Nombre de wagons chargés	28
	14		547		7 536	tonnes métriques	Chargées sur wagons au Canada	29
						"	En provenance d'autres chemins de fer au Canada	30
			89		178	"	En provenance des Etats-Unis:	
			118		10 901	"	A destination du Canada	31
					3 452	"	A destination des Etats-Unis	32
	14		754		22 067	"	Total du trafic marchandises transportées(1)	33
						"	Déchargées du wagon au Canada	34
	14		118		16 173	"	Remises aux autres chemins de fer au Canada	35
			89		219	"	Remises au réseau des Etats-Unis	36
			547		5 675	"		
							162. Déchets d'abattoir non conditionnés:	
			1		215	wagon	Nombre de wagons chargés	37
			48		10 549	tonnes métriques	Chargées sur wagons au Canada	38
						"	En provenance d'autres chemins de fer au Canada	39
			62		164	"	En provenance des Etats-Unis:	
			326		7 347	"	A destination du Canada	40
					4 380	"	A destination des Etats-Unis	41
			436		22 440	"	Total du trafic marchandises transportées(1)	42
						"	Déchargées du wagon au Canada	43
			199		14 822	"	Remises aux autres chemins de fer au Canada	44
			189		405	"	Remises au réseau des Etats-Unis	45
			48		7 211	"		
							164. Produits bruts d'origine animale, non comestibles, n.d.a. (sauf les fibres):	
					7	wagon	Nombre de wagons chargés	46
					101	tonnes métriques	Chargées sur wagons au Canada	47
						"	En provenance d'autres chemins de fer au Canada	48
			239		580	"	En provenance des Etats-Unis:	
			712		4 219	"	A destination du Canada	49
						"	A destination des Etats-Unis	50
			951		4 900	"	Total du trafic marchandises transportées(1)	51
						"	Déchargées du wagon au Canada	52
			356		3 570	"	Remises aux autres chemins de fer au Canada	53
			596		1 331	"	Remises au réseau des Etats-Unis	54

Voir note(s) à la fin du tableau.

TABLE 2. Revenue Freight Carried by Railways Within Canada, 1979

Commodity		Class I - Classe I		Class II - Classe II			
		Canadian National Canadien National	Canadian Pacific Canadien Pacifique	Algoma Central	British Columbia Railway	Canada Southern (Consolidated Rail)	Chesapeake and Ohio
Crude materials, inedible (C.L.):							
166. Seeds for sowing, n.e.s.:							
1	Number of railway cars loaded	carloads	198	797	-	379	-
2	Loaded onto railway cars in Canada	metric tonnes	9 273	28 829	-	22 464	-
3	Received from other railways in Canada	" "	-	-	-	-	-
4	Received from United States rail:	" "	889	2 590	-	-	-
5	Destined to Canadian points	" "	2 457	389	-	-	139
6	Destined to United States points	" "	1 219	1 281	-	-	21
7	Total freight traffic carried(1)	" "	13 838	33 089	-	22 464	21
8	Unloaded from railway cars in Canada	" "	12 250	25 793	-	22 425	139
9	Delivered to other railways in Canada	" "	369	5 686	-	39	-
10	Delivered to United States rail connections	" "	1 219	1 610	-	-	21
168. Flaxseed:							
11	Number of railway cars loaded	carloads	3 034	6 018	-	2	-
12	Loaded onto railway cars in Canada	metric tonnes	184 703	394 016	-	116	-
13	Received from other railways in Canada	" "	-	-	-	-	-
14	Received from United States rail:	" "	2 965	911	-	-	-
15	Destined to Canadian points	" "	-	-	-	-	-
16	Destined to United States points	" "	-	-	-	-	-
17	Total freight traffic carried(1)	" "	187 668	394 927	-	116	-
18	Unloaded from railway cars in Canada	" "	184 252	381 724	-	116	-
19	Delivered to other railways in Canada	" "	3 416	-	-	-	-
20	Delivered to United States rail connections	" "	-	13 202	-	-	-
170. Rapeseed:							
21	Number of railway cars loaded	carloads	19 810	11 425	-	-	-
22	Loaded onto railway cars in Canada	metric tonnes	1 288 205	786 652	-	-	-
23	Received from other railways in Canada	" "	-	-	-	-	-
24	Received from United States rail:	" "	198 442	67 671	-	-	-
25	Destined to Canadian points	" "	-	-	-	-	-
26	Destined to United States points	" "	-	-	-	-	-
27	Total freight traffic carried(1)	" "	1 486 647	854 323	-	-	-
28	Unloaded from railway cars in Canada	" "	1 436 205	854 173	-	-	-
29	Delivered to other railways in Canada	" "	50 406	149	-	-	-
30	Delivered to United States rail connections	" "	36	-	-	-	-
172. Soybeans:							
31	Number of railway cars loaded	carloads	59	75	-	-	4
32	Loaded onto railway cars in Canada	metric tonnes	3 859	5 143	-	-	336
33	Received from other railways in Canada	" "	-	-	-	-	-
34	Received from United States rail:	" "	-	-	-	-	-
35	Destined to Canadian points	" "	416	-	-	-	-
36	Destined to United States points	" "	-	-	-	-	-
37	Total freight traffic carried(1)	" "	4 275	5 143	-	-	336
38	Unloaded from railway cars in Canada	" "	4 275	5 143	-	-	-
39	Delivered to other railways in Canada	" "	-	-	-	-	336
40	Delivered to United States rail connections	" "	-	-	-	-	269
174. Oil seeds, oil nuts and oil kernels, n.e.s.:							
41	Number of railway cars loaded	carloads	1 175	2 608	-	-	-
42	Loaded onto railway cars in Canada	metric tonnes	47 643	103 011	-	-	-
43	Received from other railways in Canada	" "	-	-	-	-	-
44	Received from United States rail:	" "	102	4 772	-	-	-
45	Destined to Canadian points	" "	10 117	30 321	-	-	1 407
46	Destined to United States points	" "	-	259	-	-	-
47	Total freight traffic carried(1)	" "	57 862	138 363	-	-	1 407
48	Unloaded from railway cars in Canada	" "	56 393	133 558	-	-	59
49	Delivered to other railways in Canada	" "	196	422	-	-	1 348
50	Delivered to United States rail connections	" "	1 272	4 383	-	-	-
176. Rubber and allied gums, natural:							
51	Number of railway cars loaded	carloads	198	1 260	-	-	-
52	Loaded onto railway cars in Canada	metric tonnes	9 659	59 762	-	-	-
53	Received from other railways in Canada	" "	-	-	-	-	-
54	Received from United States rail:	" "	1 757	538	-	-	-
55	Destined to Canadian points	" "	501	39	-	-	117
56	Destined to United States points	" "	-	-	-	-	144
57	Total freight traffic carried(1)	" "	11 917	60 339	-	-	261
58	Unloaded from railway cars in Canada	" "	11 917	47 836	-	-	21
59	Delivered to other railways in Canada	" "	-	12 503	-	-	117
60	Delivered to United States rail connections	" "	-	-	-	-	144

See footnote(s) at end of table.

TABLEAU 2. Marchandises payantes transportées par chemin de fer au Canada, 1979

Class II - Classe II				Classes III and IV Classes III et IV	Grand total all Railways Total général tous chemins de fer	Type de marchandise	No	
Northern Alberta	Ontario Northland	Quebec North Shore and Labrador	All other Tous autres					
<p>Matières brutes, non comestibles (charge complète): 166. Semences, n.d.s.:</p>								
55	-	-	6	-	1 435	wagon	Nombre de wagons chargés	1
2 670	-	-	302	-	63 538	tonnes métriques	Chargées sur wagons au Canada	2
37	110	-	5 887	-	9 513	" "	En provenance d'autres chemins de fer au Canada	3
-	-	-	31	-	3 016	" "	En provenance des Etats-Unis:	4
-	-	-	-	-	2 542	" "	A destination du Canada	5
-	-	-	-	-	-	" "	A destination des Etats-Unis	4
2 707	110	-	6 220	-	78 609	" "	Total du trafic marchandises transportées(1)	6
37	110	-	5 975	-	66 729	" "	Déchargées du wagon au Canada	7
2 670	-	-	-	-	8 764	" "	Remises aux autres chemins de fer au Canada	8
-	-	-	245	-	3 116	" "	Remises au réseau des Etats-Unis	9
<p>168. Lin:</p>								
45	-	-	-	-	9 099	wagon	Nombre de wagons chargés	10
2 654	-	-	-	-	581 489	tonnes métriques	Chargées sur wagons au Canada	11
804	-	-	-	-	4 680	" "	En provenance d'autres chemins de fer au Canada	12
-	-	-	48	-	48	" "	En provenance des Etats-Unis:	13
-	-	-	-	-	-	" "	A destination du Canada	14
-	-	-	-	-	-	" "	A destination des Etats-Unis	14
3 458	-	-	48	-	586 217	" "	Total du trafic marchandises transportées(1)	15
65	-	-	48	-	566 205	" "	Déchargées du wagon au Canada	16
3 392	-	-	-	-	6 808	" "	Remises aux autres chemins de fer au Canada	17
-	-	-	-	-	13 202	" "	Remises au réseau des Etats-Unis	18
<p>170. Colza:</p>								
2 794	-	-	-	-	34 029	wagon	Nombre de wagons chargés	19
176 742	-	-	-	-	2 251 599	tonnes métriques	Chargées sur wagons au Canada	20
35 817	-	-	1 315	-	303 245	" "	En provenance d'autres chemins de fer au Canada	21
-	-	-	362	-	362	" "	En provenance des Etats-Unis:	22
-	-	-	-	-	-	" "	A destination du Canada	23
-	-	-	-	-	-	" "	A destination des Etats-Unis	23
212 559	-	-	1 677	-	2 555 206	" "	Total du trafic marchandises transportées(1)	24
10 029	-	-	1 481	-	2 301 888	" "	Déchargées du wagon au Canada	25
202 531	-	-	196	-	253 282	" "	Remises aux autres chemins de fer au Canada	26
-	-	-	-	-	36	" "	Remises au réseau des Etats-Unis	27
<p>172. Soja:</p>								
-	-	-	45	-	186	wagon	Nombre de wagons chargés	28
-	-	-	2 292	-	11 899	tonnes métriques	Chargées sur wagons au Canada	29
-	-	-	-	-	-	" "	En provenance d'autres chemins de fer au Canada	30
-	-	-	-	-	-	" "	En provenance des Etats-Unis:	31
-	-	-	-	-	416	" "	A destination du Canada	31
-	-	-	-	-	-	" "	A destination des Etats-Unis	32
-	-	-	2 292	-	12 315	" "	Total du trafic marchandises transportées(1)	33
-	-	-	-	-	9 419	" "	Déchargées du wagon au Canada	34
-	-	-	-	-	605	" "	Remises aux autres chemins de fer au Canada	35
-	-	-	2 292	-	2 292	" "	Remises au réseau des Etats-Unis	36
<p>174. Graines oléagineuses, noix oléagineuses et amandes oléagineuses, n.d.s.:</p>								
-	-	-	10	-	3 793	wagon	Nombre de wagons chargés	37
-	-	-	379	-	151 033	tonnes métriques	Chargées sur wagons au Canada	38
-	-	-	4 043	-	8 917	" "	En provenance d'autres chemins de fer au Canada	39
-	-	-	6 398	-	48 243	" "	En provenance des Etats-Unis:	40
-	-	-	-	-	259	" "	A destination du Canada	41
-	-	-	-	-	-	" "	A destination des Etats-Unis	41
-	-	-	10 820	-	208 452	" "	Total du trafic marchandises transportées(1)	42
-	-	-	2 875	-	192 885	" "	Déchargées du wagon au Canada	43
-	-	-	7 515	-	9 481	" "	Remises aux autres chemins de fer au Canada	44
-	-	-	429	-	6 084	" "	Remises au réseau des Etats-Unis	45
<p>176. Caoutchouc et gommes analogues:</p>								
-	-	-	55	-	1 513	wagon	Nombre de wagons chargés	46
-	-	-	2 792	-	72 213	tonnes métriques	Chargées sur wagons au Canada	47
-	-	-	77 334	-	79 650	" "	En provenance d'autres chemins de fer au Canada	48
-	-	-	3 278	-	3 935	" "	En provenance des Etats-Unis:	49
-	-	-	-	-	144	" "	A destination du Canada	50
-	-	-	-	-	-	" "	A destination des Etats-Unis	50
-	-	-	83 404	-	155 942	" "	Total du trafic marchandises transportées(1)	51
-	-	-	17 374	-	77 148	" "	Déchargées du wagon au Canada	52
-	-	-	65 453	-	78 073	" "	Remises aux autres chemins de fer au Canada	53
-	-	-	579	-	723	" "	Remises au réseau des Etats-Unis	54

Voir note(s) à la fin du tableau.

TABLE 2. Revenue Freight Carried by Railways Within Canada, 1979

Commodity		Class I - Classe I		Class II - Classe II			
		Canadian National Canadien National	Canadian Pacific Canadien Pacifique	Algoma Central	British Columbia Railway	Canadian Southern (Consolidated Rail)	Chesapeake and Ohio
Crude materials, inedible (C.L.):							
178. Peatmoss and mosses, n.e.s.:							
1	Number of railway cars loaded	carloads	1,803	694	-	-	2
2	Loaded onto railway cars in Canada	metric tonnes	47 731	16 670	-	-	54
3	Received from other railways in Canada	" "	-	-	-	-	-
4	Received from United States rail:	" "	73	-	-	-	-
5	Destined to Canadian points	" "	164	-	-	-	-
6	Destined to United States points	" "	-	218	-	-	1 014
6	Total freight traffic carried(1)	" "	47 968	16 888	-	-	1 068
7	Unloaded from railway cars in Canada	" "	1 227	2 322	-	-	-
8	Delivered to other railways in Canada	" "	-	806	-	-	-
9	Delivered to United States rail connections	" "	46 740	13 759	-	-	1 069
180. Other crude vegetable materials inedible, n.e.s.:							
10	Number of railway cars loaded	carloads	26	89	-	-	-
11	Loaded onto railway cars in Canada	metric tonnes	876	1 579	-	-	-
12	Received from other railways in Canada	" "	-	-	-	-	-
13	Received from United States rail:	" "	109	1 034	-	67	-
14	Destined to Canadian points	" "	4 448	2 601	-	54	28
15	Destined to United States points	" "	311	324	-	-	29
15	Total freight traffic carried(1)	" "	5 744	5 538	-	121	57
16	Unloaded from railway cars in Canada	" "	5 097	4 830	-	54	28
17	Delivered to other railways in Canada	" "	336	295	-	-	-
18	Delivered to United States rail connections	" "	311	413	-	67	29
182. Logs and bolts of wood:							
19	Number of railway cars loaded	carloads	15,411	15,887	2,542	8,050	6
20	Loaded onto railway cars in Canada	metric tonnes	697 653	820 277	100 191	452 316	215
21	Received from other railways in Canada	" "	-	-	-	-	-
22	Received from United States rail:	" "	795	21 124	62	-	264
23	Destined to Canadian points	" "	4 557	4 839	-	-	16
24	Destined to United States points	" "	-	-	-	-	369
24	Total freight traffic carried(1)	" "	703 005	846 240	100 253	452 316	495
25	Unloaded from railway cars in Canada	" "	684 134	839 072	99 645	452 197	-
26	Delivered to other railways in Canada	" "	17 964	23	608	119	-
27	Delivered to United States rail connections	" "	906	7 145	-	-	495
184. Fence posts, pitprops and piling of wood:							
28	Number of railway cars loaded	carloads	223	350	-	359	-
29	Loaded onto railway cars in Canada	metric tonnes	10 207	12 154	-	17 568	-
30	Received from other railways in Canada	" "	-	-	-	-	-
31	Received from United States rail:	" "	91	36	-	792	172
32	Destined to Canadian points	" "	185	-	-	-	28
33	Destined to United States points	" "	-	35	-	-	-
33	Total freight traffic carried(1)	" "	10 483	12 225	-	18 360	200
34	Unloaded from railway cars in Canada	" "	9 153	7 324	-	6 196	28
35	Delivered to other railways in Canada	" "	91	127	-	12 164	-
36	Delivered to United States rail connections	" "	1 238	4 775	-	-	172
186. Round timber, n.e.s.:							
37	Number of railway cars loaded	carloads	1,261	1,078	-	-	-
38	Loaded onto railway cars in Canada	metric tonnes	57 400	41 070	-	-	-
39	Received from other railways in Canada	" "	-	-	-	-	-
40	Received from United States rail:	" "	12 529	7 494	197	-	910
41	Destined to Canadian points	" "	31 438	10 269	-	-	-
42	Destined to United States points	" "	1 701	2 023	-	-	-
42	Total freight traffic carried(1)	" "	103 068	60 856	197	-	910
43	Unloaded from railway cars in Canada	" "	79 368	40 448	201	-	641
44	Delivered to other railways in Canada	" "	5 872	5 877	4	-	-
45	Delivered to United States rail connections	" "	17 828	14 532	-	-	269
188. Pulpwood logs:							
46	Number of railway cars loaded	carloads	42,867	6,423	2,689	5	-
47	Loaded onto railway cars in Canada	metric tonnes	2 360 426	453 880	132 489	322	-
48	Received from other railways in Canada	" "	-	-	-	-	-
49	Received from United States rail:	" "	156 069	438 244	13 720	175	45
50	Destined to Canadian points	" "	3 266	45	-	-	-
51	Destined to United States points	" "	45	134	-	-	274
51	Total freight traffic carried(1)	" "	2 519 806	892 303	146 209	497	319
52	Unloaded from railway cars in Canada	" "	1 697 893	879 507	120 597	497	45
53	Delivered to other railways in Canada	" "	625 540	11 544	2 949	-	-
54	Delivered to United States rail connections	" "	196 373	1 252	22 663	-	274

See footnote(s) at end of table

TABLEAU 2. Marchandises payantes transportées par chemin de fer au Canada, 1979

Class II - Classe II				Classes III and IV Classes III et IV	Grand total all Railways Total général tous chemins de fer	Type de marchandise	No	
Northern Alberta	Ontario Northland	Quebec North Shore and Labrador	All other Tous autres					
						Matières brutes, non comestibles (charge complète):		
						178. Tourbe et autres mousses, n.d.a.:		
			38		2 537	wagon	Nombre de wagons chargés	1
			815		65 270	tonnes métriques	Chargées sur wagons au Canada	2
			1 503		1 576	" "	En provenance d'autres chemins de fer au Canada	3
			-		184	" "	En provenance des Etats-Unis:	
			-		1 232	" "	A destination du Canada	4
			-		-	" "	A destination des Etats-Unis	5
			2 318		68 242	" "	Total du trafic marchandises transportées(1)	6
			178		3 727	" "	Déchargées du wagon au Canada	7
			-		806	" "	Remises aux autres chemins de fer au Canada	8
			2 140		63 708	" "	Remises au réseau des Etats-Unis	9
							180. Autres matières brutes d'origine végétale, non comestibles, n.d.a.:	
		1	3		119	wagon	Nombre de wagons chargés	10
		14	54		2 523	tonnes métriques	Chargées sur wagons au Canada	11
272	109	-	115		1 706	" "	En provenance d'autres chemins de fer au Canada	12
-	-	-	4 417		11 548	" "	En provenance des Etats-Unis:	
-	-	-	-		664	" "	A destination du Canada	13
-	-	-	-		-	" "	A destination des Etats-Unis	14
272	109	14	4 586		16 441	" "	Total du trafic marchandises transportées(1)	15
272	54	14	2 118		12 467	" "	Déchargées du wagon au Canada	16
-	54	-	2 366		3 051	" "	Remises aux autres chemins de fer au Canada	17
-	-	-	102		922	" "	Remises au réseau des Etats-Unis	18
							182. Billes et billots de bois:	
	4 202	-	44		46 142	wagon	Nombre de wagons chargés	19
	77 162	-	1 674		2 149 488	tonnes métriques	Chargées sur wagons au Canada	20
	-	-	-		-	" "	En provenance d'autres chemins de fer au Canada	21
	64	-	75		22 384	" "	En provenance des Etats-Unis:	
	-	-	336		9 754	" "	A destination du Canada	22
	-	-	907		1 309	" "	A destination des Etats-Unis	23
	77 226	-	2 992		2 182 935	" "	Total du trafic marchandises transportées(1)	24
	77 056	-	1 921		2 154 047	" "	Déchargées du wagon au Canada	25
	170	-	88		18 972	" "	Remises aux autres chemins de fer au Canada	26
	-	-	983		9 915	" "	Remises au réseau des Etats-Unis	27
							184. Piquets de clôture, étais de mine et pilots en bois:	
	1	-	-		933	wagon	Nombre de wagons chargés	28
	14	-	-		39 943	tonnes métriques	Chargées sur wagons au Canada	29
127	190	-	2 148		3 556	" "	En provenance d'autres chemins de fer au Canada	30
-	-	-	810		1 217	" "	En provenance des Etats-Unis:	
-	-	-	-		35	" "	A destination du Canada	31
-	-	-	-		-	" "	A destination des Etats-Unis	32
127	204	-	2 958		44 751	" "	Total du trafic marchandises transportées(1)	33
62	203	-	2 666		25 826	" "	Déchargées du wagon au Canada	34
65	-	-	292		12 739	" "	Remises aux autres chemins de fer au Canada	35
-	-	-	-		6 185	" "	Remises au réseau des Etats-Unis	36
							186. Bois en grume, n.d.a.:	
	1	-	316		2 656	wagon	Nombre de wagons chargés	37
	5	-	13 768		112 243	tonnes métriques	Chargées sur wagons au Canada	38
1 252	667	-	3 309		26 403	" "	En provenance d'autres chemins de fer au Canada	39
-	-	-	3 584		45 599	" "	En provenance des Etats-Unis:	
-	-	-	73		3 797	" "	A destination du Canada	40
-	-	-	-		-	" "	A destination des Etats-Unis	41
1 252	672	-	20 734		188 042	" "	Total du trafic marchandises transportées(1)	42
965	671	-	3 725		126 064	" "	Déchargées du wagon au Canada	43
287	-	-	5 796		18 136	" "	Remises aux autres chemins de fer au Canada	44
-	-	-	11 212		43 841	" "	Remises au réseau des Etats-Unis	45
							188. Billes de bois à pâte :	
87	2 326	-	-		54 397	wagon	Nombre de wagons chargés	46
3 812	145 703	-	-		3 096 632	tonnes métriques	Chargées sur wagons au Canada	47
-	-	-	-		-	" "	En provenance d'autres chemins de fer au Canada	48
-	20 925	-	-		629 178	" "	En provenance des Etats-Unis:	
-	-	-	-		3 311	" "	A destination du Canada	49
-	-	-	-	7 846	8 299	" "	A destination des Etats-Unis	50
3 812	166 628	-	-	7 846	3 737 420	" "	Total du trafic marchandises transportées(1)	51
-	-	-	-	-	2 698 539	" "	Déchargées du wagon au Canada	52
812	166 628	-	-	-	810 473	" "	Remises aux autres chemins de fer au Canada	53
-	-	-	-	7 846	228 408	" "	Remises au réseau des Etats-Unis	54

Voir note(s) à la fin du tableau.

TABLE 2. Revenue Freight Carried by Railways Within Canada, 1979

No.	Commodity		Class I - Classe I		Class II - Classe II			
			Canadian National Canadien National	Canadian Pacific Canadien Pacifique	Algoma Central	British Columbia Railway	Canada Southern (Consolidated Rail)	Chesapeake and Ohio
Crude materials, inedible (C.L.):								
190. Pulpwood chips:								
1	Number of railway cars loaded	carloads	97,096	39,376	2,359	36,772	-	-
2	Loaded onto railway cars in Canada	metric tonnes	4 878 854	2 057 463	136 051	2 203 876	-	-
3	Received from other railways in Canada	" "	-	-	-	-	-	-
4	Received from United States rail:	" "	42 623	269 097	-	-	9 094	-
5	Destined to Canadian points	" "	-	-	-	-	-	-
6	Destined to United States points	" "	-	57	-	-	-	47
6	Total freight traffic carried(1)	" "	4 921 477	2 326 617	136 051	2 203 876	9 094	47
7	Unloaded from railway cars in Canada	" "	4 636 314	2 303 173	-	2 106 050	-	-
8	Delivered to other railways in Canada	" "	280 145	12 233	9 179	97 825	-	-
9	Delivered to United States rail connections	" "	5 018	11 211	126 873	-	9 094	47
192. Christmas trees:								
10	Number of railway cars loaded	carloads	179	73	-	-	-	-
11	Loaded onto railway cars in Canada	metric tonnes	3 838	980	-	-	-	-
12	Received from other railways in Canada	" "	-	-	-	-	-	-
13	Received from United States rail:	" "	57	-	-	-	-	-
14	Destined to Canadian points	" "	-	-	-	-	-	-
15	Destined to United States points	" "	-	-	-	-	-	-
15	Total freight traffic carried(1)	" "	3 895	980	-	-	-	-
16	Unloaded from railway cars in Canada	" "	496	54	-	-	-	-
17	Delivered to other railways in Canada	" "	18	105	-	-	-	-
18	Delivered to United States rail connections	" "	3 381	821	-	-	-	-
194. Other crude wood materials, n.e.s.:								
19	Number of railway cars loaded	carloads	196	18	1	-	-	-
20	Loaded onto railway cars in Canada	metric tonnes	8 071	729	23	-	-	-
21	Received from other railways in Canada	" "	-	-	-	-	-	-
22	Received from United States rail:	" "	63 526	380	-	-	196	-
23	Destined to Canadian points	" "	2 307	101	-	-	236	-
24	Destined to United States points	" "	-	106	-	-	-	-
24	Total freight traffic carried(1)	" "	73 904	1 316	23	-	432	-
25	Unloaded from railway cars in Canada	" "	73 235	836	23	-	-	-
26	Delivered to other railways in Canada	" "	118	213	-	-	236	-
27	Delivered to United States rail connections	" "	551	268	-	-	196	-
196. Silk, wool and animal hair:								
28	Number of railway cars loaded	carloads	6	21	-	-	-	-
29	Loaded onto railway cars in Canada	metric tonnes	220	289	-	-	-	-
30	Received from other railways in Canada	" "	-	-	-	-	-	-
31	Received from United States rail:	" "	-	12	-	-	-	-
32	Destined to Canadian points	" "	7	88	-	-	-	-
33	Destined to United States points	" "	142	101	-	-	-	-
33	Total freight traffic carried(1)	" "	369	490	-	-	-	-
34	Unloaded from railway cars in Canada	" "	200	389	-	-	-	-
35	Delivered to other railways in Canada	" "	27	-	-	-	-	-
36	Delivered to United States rail connections	" "	142	101	-	-	-	-
198. Cotton:								
37	Number of railway cars loaded	carloads	63	82	-	-	-	-
38	Loaded onto railway cars in Canada	metric tonnes	2 407	2 012	-	-	-	-
39	Received from other railways in Canada	" "	-	-	-	-	-	-
40	Received from United States rail:	" "	503	557	-	-	-	-
41	Destined to Canadian points	" "	33 313	33 387	-	-	221	-
42	Destined to United States points	" "	1 111	913	-	-	24	-
42	Total freight traffic carried(1)	" "	37 334	36 869	-	-	245	-
43	Unloaded from railway cars in Canada	" "	35 958	35 587	-	-	-	-
44	Delivered to other railways in Canada	" "	220	369	-	-	221	-
45	Delivered to United States rail connections	" "	1 157	913	-	-	24	-
200. Vegetable and man-made textile fibres, excluding cotton:								
46	Number of railway cars loaded	carloads	64	920	-	-	-	-
47	Loaded onto railway cars in Canada	metric tonnes	2 222	33 181	-	-	-	-
48	Received from other railways in Canada	" "	-	-	-	-	-	-
49	Received from United States rail:	" "	-	1 706	-	-	20 509	-
50	Destined to Canadian points	" "	3 105	2 228	-	-	1 670	-
51	Destined to United States points	" "	182	264	-	-	77	-
51	Total freight traffic carried(1)	" "	5 509	37 379	-	-	22 256	46
52	Unloaded from railway cars in Canada	" "	4 397	6 309	-	-	230	-
53	Delivered to other railways in Canada	" "	136	24 385	-	-	1 441	-
54	Delivered to United States rail connections	" "	976	6 686	-	-	20 586	45

See footnote(s) at end of table.

TABLEAU 2. Marchandises payantes transportées par chemin de fer au Canada, 1979

Class II - Classe II				Classes III and IV	Grand total all Railways	Type de marchandise	No	
Northern Alberta	Ontario Northland	Quebec North Shore and Labrador	All other Tous autres					Classes III et IV
						Matières brutes, non comestibles (charge complète):		
						190. Copeaux de bois à pâte:		
343	537	-	1,237	-	177,720	wagon	Nombre de wagons chargés	1
21 782	20 333	-	71 577	-	9 389 936	tonnes métriques	Chargées sur wagons au Canada	2
-	35	-	12 273	-	333 122	" "	En provenance d'autres chemins de fer au Canada	3
-	-	-	-	-	-	" "	En provenance des Etats-Unis:	
-	-	-	41 004	-	41 108	" "	A destination du Canada	4
-	-	-	-	-	-	" "	A destination des Etats-Unis	5
21 782	20 368	-	124 854	-	9 764 166	" "	Total du trafic marchandises transportées(1)	6
-	-	-	33	-	9 045 570	" "	Déchargées du wagon au Canada	7
21 782	20 368	-	9 093	-	450 625	" "	Remises aux autres chemins de fer au Canada	8
-	-	-	115 728	-	267 971	" "	Remises au réseau des Etats-Unis	9
						192. Arbres de Noël:		
-	-	-	-	-	252	wagon	Nombre de wagons chargés	10
-	-	-	-	-	4 818	tonnes métriques	Chargées sur wagons au Canada	11
-	-	-	337	-	394	" "	En provenance d'autres chemins de fer au Canada	12
-	-	-	-	-	-	" "	En provenance des Etats-Unis:	
-	-	-	-	-	-	" "	A destination du Canada	13
-	-	-	-	218	218	" "	A destination des Etats-Unis	14
-	-	-	337	218	5 430	" "	Total du trafic marchandises transportées(1)	15
-	-	-	-	-	550	" "	Déchargées du wagon au Canada	16
-	-	-	-	-	123	" "	Remises aux autres chemins de fer au Canada	17
-	-	-	337	218	4 757	" "	Remises au réseau des Etats-Unis	18
						194. Autres matières de bois brutes, n.d.a.:		
-	-	-	20	-	235	wagon	Nombre de wagons chargés	19
-	-	-	942	-	9 765	tonnes métriques	Chargées sur wagons au Canada	20
-	-	-	-	-	-	" "	En provenance d'autres chemins de fer au Canada	21
-	-	-	857	-	64 959	" "	En provenance des Etats-Unis:	
-	-	-	2 537	-	5 181	" "	A destination du Canada	22
-	-	-	-	-	106	" "	A destination des Etats-Unis	23
-	-	-	4 336	-	80 011	" "	Total du trafic marchandises transportées(1)	24
-	-	-	791	-	74 885	" "	Déchargées du wagon au Canada	25
-	-	-	2 759	-	3 326	" "	Remises aux autres chemins de fer au Canada	26
-	-	-	768	-	1 803	" "	Remises au réseau des Etats-Unis	27
						196. Soie, laine et poil d'origine animale:		
-	-	-	-	-	27	wagon	Nombre de wagons chargés	28
-	-	-	-	-	509	tonnes métriques	Chargées sur wagons au Canada	29
-	-	-	-	-	-	" "	En provenance d'autres chemins de fer au Canada	30
-	-	-	-	-	12	" "	En provenance des Etats-Unis:	
-	-	-	-	-	95	" "	A destination du Canada	31
-	-	-	-	-	243	" "	A destination des Etats-Unis	32
-	-	-	-	-	859	" "	Total du trafic marchandises transportées(1)	33
-	-	-	-	-	589	" "	Déchargées du wagon au Canada	34
-	-	-	-	-	27	" "	Remises aux autres chemins de fer au Canada	35
-	-	-	-	-	243	" "	Remises au réseau des Etats-Unis	36
						198. Coton:		
-	-	-	-	-	145	wagon	Nombre de wagons chargés	37
-	-	-	-	-	4 419	tonnes métriques	Chargées sur wagons au Canada	38
-	-	-	415	-	1 475	" "	En provenance d'autres chemins de fer au Canada	39
-	-	-	2 594	-	69 515	" "	En provenance des Etats-Unis:	
-	-	-	-	-	2 048	" "	A destination du Canada	40
-	-	-	-	-	-	" "	A destination des Etats-Unis	41
-	-	-	3 009	-	77 457	" "	Total du trafic marchandises transportées(1)	42
-	-	-	1 822	-	73 367	" "	Déchargées du wagon au Canada	43
-	-	-	1 187	-	1 997	" "	Remises aux autres chemins de fer au Canada	44
-	-	-	-	-	2 094	" "	Remises au réseau des Etats-Unis	45
						200. Fibres textiles végétales et chimiques (sauf le coton):		
-	-	-	-	-	984	wagon	Nombre de wagons chargés	46
-	-	-	-	-	35 403	tonnes métriques	Chargées sur wagons au Canada	47
-	-	-	26 118	-	48 333	" "	En provenance d'autres chemins de fer au Canada	48
-	-	-	1 638	-	8 641	" "	En provenance des Etats-Unis:	
-	-	-	-	-	568	" "	A destination du Canada	49
-	-	-	-	-	-	" "	A destination des Etats-Unis	50
-	-	-	27 756	-	92 945	" "	Total du trafic marchandises transportées(1)	51
-	-	-	1 616	-	12 552	" "	Déchargées du wagon au Canada	52
-	-	-	21 056	-	47 018	" "	Remises aux autres chemins de fer au Canada	53
-	-	-	5 084	-	33 377	" "	Remises au réseau des Etats-Unis	54

Voir note(s) à la fin du tableau.

TABLE 2. Revenue Freight Carried by Railways Within Canada, 1979

No.	Commodity		Class I - Classe I		Class II - Classe II			
			Canadian National Canadien National	Canadian Pacific Canadien Pacifique	Algoma Central	British Columbia Railway	Canada Southern (Consolidated Rail)	Chesapeake and Ohio
Crude materials, inedible (C.L.):								
202. Bauxite ore and alumina:								
1	Number of railway cars loaded	carloads	221	9	-	-	-	-
2	Loaded onto railway cars in Canada	metric tonnes	15 968	679	-	-	1 052	-
3	Received from other railways in Canada	" "	-	-	-	-	-	-
4	Received from United States rail:	" "	234 407	5 447	-	-	9 057	-
5	Destined to Canadian points	" "	30 023	24 772	-	-	26 951	1 746
6	Destined to United States points	" "	806	308	-	-	-	314
6	Total freight traffic carried(1)	" "	281 204	31 206	-	-	37 060	2 060
7	Unloaded from railway cars in Canada	" "	247 312	30 237	-	-	35 418	1 746
8	Delivered to other railways in Canada	" "	5 966	307	-	-	618	-
9	Delivered to United States rail connections	" "	27 926	661	-	-	1 024	314
204. Copper ores and concentrates:								
10	Number of railway cars loaded	carloads	12,526	4,813	-	1,544	-	-
11	Loaded onto railway cars in Canada	metric tonnes	826 622	423 740	-	139 914	-	-
12	Received from other railways in Canada	" "	-	-	-	-	-	-
13	Received from United States rail:	" "	1 529	235	3 952	35 723	-	-
14	Destined to Canadian points	" "	40	-	-	-	-	-
15	Destined to United States points	" "	-	-	-	-	-	-
15	Total freight traffic carried(1)	" "	828 191	423 975	3 952	175 637	-	-
16	Unloaded from railway cars in Canada	" "	788 714	277 184	-	175 637	-	-
17	Delivered to other railways in Canada	" "	39 401	135 149	3 952	-	-	-
18	Delivered to United States rail connections	" "	76	11 642	-	-	-	-
206. Copper matte and precipitates:								
19	Number of railway cars loaded	carloads	-	39	-	-	-	-
20	Loaded onto railway cars in Canada	metric tonnes	-	2 827	-	-	-	-
21	Received from other railways in Canada	" "	-	-	-	-	-	-
22	Received from United States rail:	" "	-	-	-	-	-	-
23	Destined to Canadian points	" "	-	-	-	-	-	-
24	Destined to United States points	" "	-	-	-	-	-	-
24	Total freight traffic carried(1)	" "	-	2 827	-	-	-	-
25	Unloaded from railway cars in Canada	" "	-	2 827	-	-	-	-
26	Delivered to other railways in Canada	" "	-	-	-	-	-	-
27	Delivered to United States rail connections	" "	-	-	-	-	-	-
208. Iron ore and concentrates:								
28	Number of railway cars loaded	carloads	60,618	4,583	20,134	2	16	-
29	Loaded onto railway cars in Canada	metric tonnes	3 994 214	352 801	1 719 948	181	1 193	-
30	Received from other railways in Canada	" "	-	-	-	-	-	-
31	Received from United States rail:	" "	1 954 939	82	36 732	-	14 516	-
32	Destined to Canadian points	" "	10 251	2 425	-	-	303	-
33	Destined to United States points	" "	-	-	-	-	91	-
33	Total freight traffic carried(1)	" "	5 959 404	355 308	1 756 680	181	16 103	-
34	Unloaded from railway cars in Canada	" "	5 943 322	301 538	1 753 686	181	-	-
35	Delivered to other railways in Canada	" "	15 564	53 656	586	-	303	-
36	Delivered to United States rail connections	" "	518	113	2 408	-	15 800	-
210. Lead ore and concentrates:								
37	Number of railway cars loaded	carloads	4,074	2,431	1	-	-	-
38	Loaded onto railway cars in Canada	metric tonnes	304 829	188 388	64	-	-	-
39	Received from other railways in Canada	" "	-	-	-	-	-	-
40	Received from United States rail:	" "	8 192	72 030	-	-	-	-
41	Destined to Canadian points	" "	790	22 929	-	-	-	-
42	Destined to United States points	" "	-	-	-	-	-	-
42	Total freight traffic carried(1)	" "	313 811	283 347	64	-	-	-
43	Unloaded from railway cars in Canada	" "	203 606	268 031	-	-	-	-
44	Delivered to other railways in Canada	" "	95 116	3 700	64	-	-	-
45	Delivered to United States rail connections	" "	15 090	11 616	-	-	-	-
212. Manganese ore:								
46	Number of railway cars loaded	carloads	1	-	-	-	-	-
47	Loaded onto railway cars in Canada	metric tonnes	36	-	-	-	-	-
48	Received from other railways in Canada	" "	-	-	-	-	-	-
49	Received from United States rail:	" "	-	751	-	-	-	-
50	Destined to Canadian points	" "	3 563	3 269	-	-	561	-
51	Destined to United States points	" "	-	-	-	-	-	-
51	Total freight traffic carried(1)	" "	3 599	4 020	-	-	561	-
52	Unloaded from railway cars in Canada	" "	2 894	4 020	-	-	-	-
53	Delivered to other railways in Canada	" "	705	-	-	-	561	-
54	Delivered to United States rail connections	" "	-	-	-	-	-	-

See footnote(s) at end of table.

TABLEAU 2. Marchandises payantes transportées par chemin de fer au Canada, 1979

Class II - Classe II				Classes III and IV Classes III et IV	Grand total all Railways Total général tous chemins de fer	Type de marchandise	No	
Northern Alberta	Ontario Northland	Quebec North Shore and Labrador	All other Tous autres					
						Matières brutes, non comestibles (charge complète):		
						202. Minerais de bauxite et alumine:		
			24 551	-	24 809	wagon	Nombre de wagons chargés	1
			1 868 890	-	1 886 589	tonnes métriques	Chargées sur wagons au Canada	2
	2 698		2 578	-	254 187	" "	En provenance d'autres chemins de fer au Canada	3
			1 403	-	84 895	" "	A destination du Canada	4
			-	-	1 428	" "	A destination des Etats-Unis	5
	2 698		1 872 871	-	2 227 099	" "	Total du trafic marchandises transportées(1)	6
	2 698		1 812 646	-	2 130 057	" "	Déchargées du wagon au Canada	7
			58 403	-	65 294	" "	Remises aux autres chemins de fer au Canada	8
			1 823	-	31 748	" "	Remises au réseau des Etats-Unis	9
							204. Minerais et concentrés de cuivre:	
						wagon	Nombre de wagons chargés	10
	3 220		489	-	22 592	tonnes métriques	Chargées sur wagons au Canada	11
	284 646		19 131	-	1 694 053	" "	En provenance d'autres chemins de fer au Canada	12
			569	-	162 034	" "	En provenance des Etats-Unis	13
	120 026		1 889	-	1 929	" "	A destination du Canada	14
			-	-	-	" "	A destination des Etats-Unis	15
	404 672		21 589	-	1 858 016	" "	Total du trafic marchandises transportées(1)	16
	404 467		318	-	1 646 320	" "	Déchargées du wagon au Canada	17
	205		1 835	-	180 542	" "	Remises aux autres chemins de fer au Canada	18
			19 436	-	31 154	" "	Remises au réseau des Etats-Unis	19
							206. Matte et précipités de cuivre:	
						wagon	Nombre de wagons chargés	20
					39	tonnes métriques	Chargées sur wagons au Canada	21
					2 827	" "	En provenance d'autres chemins de fer au Canada	22
					-	" "	En provenance des Etats-Unis	23
					-	" "	A destination du Canada	24
					-	" "	A destination des Etats-Unis	25
					2 827	" "	Total du trafic marchandises transportées(1)	26
					2 827	" "	Déchargées du wagon au Canada	27
					-	" "	Remises aux autres chemins de fer au Canada	28
					-	" "	Remises au réseau des Etats-Unis	29
							208. Minerais et concentrés de fer:	
						wagon	Nombre de wagons chargés	30
	24 018	289 686	279 204	-	678 261	tonnes métriques	Chargées sur wagons au Canada	31
	2 198 834	28 480 672	25 569 018	-	62 316 861	" "	En provenance d'autres chemins de fer au Canada	32
						" "	En provenance des Etats-Unis	33
	14 501	6 245 460	6 189 592	-	14 455 822	" "	A destination du Canada	34
			13 124	-	26 103	" "	A destination des Etats-Unis	35
			-	-	91	" "	Total du trafic marchandises transportées(1)	36
	2 213 335	34 726 132	31 771 734	-	76 798 877	" "	Déchargées du wagon au Canada	37
	14 630	28 480 672	25 586 928	-	62 080 957	" "	Remises aux autres chemins de fer au Canada	38
	2 198 705	6 245 460	6 184 399	-	14 698 673	" "	Remises au réseau des Etats-Unis	39
			407	-	19 246	" "		40
							210. Minerais et concentrés de plomb:	
						wagon	Nombre de wagons chargés	41
					17 196	tonnes métriques	Chargées sur wagons au Canada	42
	159		10 531	-	916 602	" "	En provenance d'autres chemins de fer au Canada	43
	13 331		409 990	-	156 551	" "	En provenance des Etats-Unis	44
73 101			3 228	-	24 467	" "	A destination du Canada	45
			768	-	-	" "	A destination des Etats-Unis	46
			-	-	-	" "	Total du trafic marchandises transportées(1)	47
73 101	13 331		413 986	-	1 097 640	" "	Déchargées du wagon au Canada	48
			3 276	-	474 913	" "	Remises aux autres chemins de fer au Canada	49
73 101	13 331		720	-	186 032	" "	Remises au réseau des Etats-Unis	50
			409 990	-	436 696	" "		51
							212. Minerais de manganèse:	
						wagon	Nombre de wagons chargés	52
					1	tonnes métriques	Chargées sur wagons au Canada	53
					36	" "	En provenance d'autres chemins de fer au Canada	54
	791		566	-	2 108	" "	En provenance des Etats-Unis	55
			2 602	-	9 995	" "	A destination du Canada	56
			-	-	-	" "	A destination des Etats-Unis	57
	791		3 168	-	12 139	" "	Total du trafic marchandises transportées(1)	58
	791		2 556	-	10 261	" "	Déchargées du wagon au Canada	59
			612	-	1 878	" "	Remises aux autres chemins de fer au Canada	60
			-	-	-	" "	Remises au réseau des Etats-Unis	61

Voir note(s) à la fin du tableau.

TABLE 2. Revenue Freight Carried by Railways Within Canada, 1979

No.	Commodity		Class I - Classe I		Class II - Classe II			
			Canadian National Canadien National	Canadian Pacific Canadien Pacifique	Algoma Central	British Columbia Railway	Canada Southern (Consolidated Rail)	Chesapeake and Ohio
Crude materials, inedible (C.L.):								
214. Nickel, copper ores and concentrates:								
1	Number of railway cars loaded	carloads	1,328	34,706	-	-	-	-
2	Loaded onto railway cars in Canada	metric tonnes	95 292	2 530 797	-	-	-	-
3	Received from other railways in Canada	" "	-	-	-	-	-	-
4	Received from United States rail:		109	-	-	-	-	-
5	Destined to Canadian points	" "	-	-	-	-	-	-
6	Destined to United States points	" "	-	-	-	-	-	-
6	Total freight traffic carried(1)	" "	95 401	2 530 797	-	-	-	-
7	Unloaded from railway cars in Canada	" "	95 401	2 530 642	-	-	-	-
8	Delivered to other railways in Canada	" "	-	155	-	-	-	-
9	Delivered to United States rail connections	" "	-	-	-	-	-	-
216. Nickel ore and concentrates:								
10	Number of railway cars loaded	carloads	1,951	2	-	-	-	-
11	Loaded onto railway cars in Canada	metric tonnes	144 861	35	-	-	-	-
12	Received from other railways in Canada	" "	-	-	-	-	-	-
13	Received from United States rail:		-	-	-	-	-	-
14	Destined to Canadian points	" "	-	-	-	-	-	-
15	Destined to United States points	" "	-	-	-	-	-	-
15	Total freight traffic carried(1)	" "	144 861	35	-	-	-	-
16	Unloaded from railway cars in Canada	" "	144 861	35	-	-	-	-
17	Delivered to other railways in Canada	" "	-	-	-	-	-	-
18	Delivered to United States rail connections	" "	-	-	-	-	-	-
218. Matte, nickel, copper-nickel or nickel-iron chromium alloy:								
19	Number of railway cars loaded	carloads	556	553	-	-	-	-
20	Loaded onto railway cars in Canada	metric tonnes	38 556	46 726	-	-	-	-
21	Received from other railways in Canada	" "	-	-	-	-	-	-
22	Received from United States rail:		-	-	-	-	-	-
23	Destined to Canadian points	" "	-	-	-	-	-	-
24	Destined to United States points	" "	-	-	-	-	-	-
24	Total freight traffic carried(1)	" "	38 556	46 726	-	-	-	-
25	Unloaded from railway cars in Canada	" "	38 556	32 714	-	-	-	-
26	Delivered to other railways in Canada	" "	-	14 012	-	-	-	-
27	Delivered to United States rail connections	" "	-	-	-	-	-	-
220. Tungsten ore and concentrates:								
28	Number of railway cars loaded	carloads	57	-	-	-	-	-
29	Loaded onto railway cars in Canada	metric tonnes	2 155	-	-	-	-	-
30	Received from other railways in Canada	" "	-	-	-	-	-	-
31	Received from United States rail:		-	-	-	-	-	-
32	Destined to Canadian points	" "	-	-	-	-	-	-
33	Destined to United States points	" "	-	-	-	-	-	-
33	Total freight traffic carried(1)	" "	2 155	-	-	-	-	-
34	Unloaded from railway cars in Canada	" "	109	-	-	-	-	-
35	Delivered to other railways in Canada	" "	-	-	-	-	-	-
36	Delivered to United States rail connections	" "	2 046	-	-	-	-	-
222. Zinc ore and concentrates:								
37	Number of railway cars loaded	carloads	20,149	2,353	-	-	-	-
38	Loaded onto railway cars in Canada	metric tonnes	1 394 996	184 025	-	-	-	-
39	Received from other railways in Canada	" "	-	-	-	-	-	-
40	Received from United States rail:		36 074	355 924	-	-	21 147	-
41	Destined to Canadian points	" "	45	13 390	-	-	64	-
42	Destined to United States points	" "	-	-	-	-	-	-
42	Total freight traffic carried(1)	" "	1 431 115	553 339	-	-	21 211	-
43	Unloaded from railway cars in Canada	" "	1 036 104	510 564	-	-	64	-
44	Delivered to other railways in Canada	" "	309 387	30 674	-	-	-	-
45	Delivered to United States rail connections	" "	85 625	12 102	-	-	21 147	-
224. Lead and zinc ores and concentrates:								
46	Number of railway cars loaded	carloads	1	21	-	-	2	-
47	Loaded onto railway cars in Canada	metric tonnes	69	1 327	-	-	118	-
48	Received from other railways in Canada	" "	-	-	-	-	-	-
49	Received from United States rail:		752	367	-	-	144	-
50	Destined to Canadian points	" "	-	-	-	-	-	-
51	Destined to United States points	" "	-	-	-	-	-	-
51	Total freight traffic carried(1)	" "	821	1 694	-	-	262	-
52	Unloaded from railway cars in Canada	" "	752	1 037	-	-	-	-
53	Delivered to other railways in Canada	" "	-	493	-	-	-	-
54	Delivered to United States rail connections	" "	69	164	-	-	262	-

See footnote(s) at end of table

TABLEAU 2. Marchandises payantes transportées par chemin de fer au Canada, 1979

Class II - Classe II				Classes III and IV	Grand total all Railways	Type de marchandise	No
Northern Alberta	Ontario Northland	Quebec North Shore and Labrador	All other Tous autres	Classes III et IV	Total général tous chemins de fer		
						Matières brutes, non comestibles (charge complète):	
						214. Minerais et concentrés de nickel et de cuivre:	
					36,034	wagon	Nombre de wagons chargés
					2 626 089	tonnes métriques	Chargées sur wagons au Canada
							En provenance d'autres chemins de fer au Canada
					109	" "	En provenance des Etats-Unis
						" "	A destination du Canada
						" "	A destination des Etats-Unis
					2 626 198	" "	Total du trafic marchandises transportées(1)
					2 626 043	" "	Déchargées du wagon au Canada
					155	" "	Remises aux autres chemins de fer au Canada
						" "	Remises au réseau des Etats-Unis
							216. Minerais et concentrés de nickel:
					1,953	wagon	Nombre de wagons chargés
					144 896	tonnes métriques	Chargées sur wagons au Canada
						" "	En provenance d'autres chemins de fer au Canada
						" "	En provenance des Etats-Unis
						" "	A destination du Canada
						" "	A destination des Etats-Unis
					144 896	" "	Total du trafic marchandises transportées(1)
					144 896	" "	Déchargées du wagon au Canada
						" "	Remises aux autres chemins de fer au Canada
						" "	Remises au réseau des Etats-Unis
							218. Mattes et alliages de nickel (cuivre-nickel et nickel-chrome-fer):
					1,109	wagon	Nombre de wagons chargés
					85 282	tonnes métriques	Chargées sur wagons au Canada
						" "	En provenance d'autres chemins de fer au Canada
					12 951	" "	En provenance des Etats-Unis
			12 951			" "	A destination du Canada
						" "	A destination des Etats-Unis
					98 233	" "	Total du trafic marchandises transportées(1)
					84 221	" "	Déchargées du wagon au Canada
					14 012	" "	Remises aux autres chemins de fer au Canada
						" "	Remises au réseau des Etats-Unis
							220. Minerais et concentrés de tungstène:
			9		66	wagon	Nombre de wagons chargés
			259		2 414	tonnes métriques	Chargées sur wagons au Canada
						" "	En provenance d'autres chemins de fer au Canada
						" "	En provenance des Etats-Unis
						" "	A destination du Canada
						" "	A destination des Etats-Unis
					2 414	" "	Total du trafic marchandises transportées(1)
					109	" "	Déchargées du wagon au Canada
						" "	Remises aux autres chemins de fer au Canada
			259		2 305	" "	Remises au réseau des Etats-Unis
							222. Minerais et concentrés de zinc:
	1,191		199		23,892	wagon	Nombre de wagons chargés
	103 299		8 096		1 690 416	tonnes métriques	Chargées sur wagons au Canada
						" "	En provenance d'autres chemins de fer au Canada
292 742			37 776		743 663	" "	En provenance des Etats-Unis
			444		13 943	" "	A destination du Canada
						" "	A destination des Etats-Unis
292 742	103 299		46 316		2 448 022	" "	Total du trafic marchandises transportées(1)
					1 552 738	" "	Déchargées du wagon au Canada
292 742	103 299		6 006		757 250	" "	Remises aux autres chemins de fer au Canada
			21 148		138 035	" "	Remises au réseau des Etats-Unis
			19 161				
							224. Minerais et concentrés de plomb et de zinc:
					24	wagon	Nombre de wagons chargés
					1 514	tonnes métriques	Chargées sur wagons au Canada
						" "	En provenance d'autres chemins de fer au Canada
			1 735		2 998	" "	En provenance des Etats-Unis
						" "	A destination du Canada
						" "	A destination des Etats-Unis
					4 512	" "	Total du trafic marchandises transportées(1)
					2 097	" "	Déchargées du wagon au Canada
					637	" "	Remises aux autres chemins de fer au Canada
			1 284		1 779	" "	Remises au réseau des Etats-Unis

Voir note(s) à la fin du tableau.

TABLE 2. Revenue Freight Carried by Railways Within Canada, 1979

No.	Commodity		Class I - Classe I		Class II - Classe II			
			Canadian National Canadien National	Canadian Pacific Canadien Pacifique	Algoma Central	British Columbia Railway	Canada Southern (Consolidated Rail)	Chesapeake and Ohio
Crude materials, inedible (C.L.):								
226. Metallic ores and concentrates, n.e.s.:								
1	Number of railway cars loaded	carloads	569	30	-	40	2	-
2	Loaded onto railway cars in Canada	metric tonnes	34 850	1 442	-	3 218	136	-
3	Received from other railways in Canada	" "	-	-	-	-	-	-
	Received from United States rail:	" "	80	3 700	-	37	54	-
4	Destined to Canadian points	" "	1 695	572	-	-	8 433	-
5	Destined to United States points	" "	181	-	-	-	-	36
6	Total freight traffic carried(1)	" "	36 806	5 714	-	3 255	8 623	36
7	Unloaded from railway cars in Canada	" "	29 509	4 048	-	3 255	4 163	-
8	Delivered to other railways in Canada	" "	-	222	-	-	4 250	-
9	Delivered to United States rail connections	" "	6 445	1 444	-	-	191	36
228. Iron and steel scrap:								
10	Number of railway cars loaded	carloads	15,301	7,114	93	194	1,120	18
11	Loaded onto railway cars in Canada	metric tonnes	714 889	384 734	4 786	10 455	71 396	1 284
12	Received from other railways in Canada	" "	-	-	-	-	-	-
	Received from United States rail:	" "	178 583	105 693	415	78	55 074	-
13	Destined to Canadian points	" "	97 922	240 375	-	-	246 998	18 131
14	Destined to United States points	" "	3 257	6 945	-	-	2 899	13 714
15	Total freight traffic carried(1)	" "	994 651	737 747	5 201	10 533	376 367	33 129
16	Unloaded from railway cars in Canada	" "	936 000	667 055	660	4 576	115 834	18 131
17	Delivered to other railways in Canada	" "	14 216	44 647	4 541	5 957	131 724	-
18	Delivered to United States rail connections	" "	44 435	26 046	-	-	128 810	14 998
230. Non-ferrous metal scrap, including precious metal scrap:								
19	Number of railway cars loaded	carloads	871	820	-	-	3	-
20	Loaded onto railway cars in Canada	metric tonnes	40 349	35 558	-	-	160	-
21	Received from other railways in Canada	" "	-	-	-	-	-	-
	Received from United States rail:	" "	2 207	4 276	-	-	1 699	30
22	Destined to Canadian points	" "	10 163	2 302	-	-	313	71
23	Destined to United States points	" "	4 658	802	-	-	28	1 503
24	Total freight traffic carried(1)	" "	57 377	42 938	-	-	2 200	1 754
25	Unloaded from railway cars in Canada	" "	33 865	27 966	-	-	59	-
26	Delivered to other railways in Canada	" "	8 722	8 732	-	-	254	71
27	Delivered to United States rail connections	" "	14 791	6 240	-	-	1 887	1 643
232. Slags, drosses and other by-products, n.e.s.:								
28	Number of railway cars loaded	carloads	569	234	348	-	-	-
29	Loaded onto railway cars in Canada	metric tonnes	35 053	15 828	28 625	-	-	-
30	Received from other railways in Canada	" "	-	-	-	-	-	-
	Received from United States rail:	" "	5 537	11 170	-	-	795	16
31	Destined to Canadian points	" "	3 212	3 689	-	-	915	-
32	Destined to United States points	" "	663	-	-	-	-	991
33	Total freight traffic carried(1)	" "	44 465	30 687	28 625	-	1 710	1 007
34	Unloaded from railway cars in Canada	" "	16 742	23 809	28 625	-	-	16
35	Delivered to other railways in Canada	" "	23 548	1 547	-	-	915	-
36	Delivered to United States rail connections	" "	4 175	5 331	-	-	795	991
236. Anthracite coal:								
37	Number of railway cars loaded	carloads	2	1,095	-	-	-	-
38	Loaded onto railway cars in Canada	metric tonnes	104	72 284	-	-	-	-
39	Received from other railways in Canada	" "	-	-	-	-	-	-
	Received from United States rail:	" "	-	5 096	-	-	-	-
40	Destined to Canadian points	" "	13 477	277	-	-	50 407	-
41	Destined to United States points	" "	3 044	-	-	-	3 187	1 384
42	Total freight traffic carried(1)	" "	16 625	77 657	-	-	53 594	1 384
43	Unloaded from railway cars in Canada	" "	10 057	77 616	-	-	49 028	-
44	Delivered to other railways in Canada	" "	3 524	41	-	-	1 379	-
45	Delivered to United States rail connections	" "	3 044	-	-	-	3 187	1 384
238. Bituminous coal:								
46	Number of railway cars loaded	carloads	59,760	123,514	91	-	-	36
47	Loaded onto railway cars in Canada	metric tonnes	5 103 822	11 220 795	6 456	-	-	1 687
48	Received from other railways in Canada	" "	-	-	-	-	-	-
	Received from United States rail:	" "	50 568	146 317	-	87	478	-
49	Destined to Canadian points	" "	44 298	45 104	-	-	59 772	309
50	Destined to United States points	" "	-	38	-	-	2 218	2 408
51	Total freight traffic carried(1)	" "	5 198 688	11 412 254	6 456	87	62 468	3 626
52	Unloaded from railway cars in Canada	" "	5 116 045	11 346 987	-	87	-	-
53	Delivered to other railways in Canada	" "	82 644	64 817	6 456	-	59 772	301
54	Delivered to United States rail connections	" "	-	450	-	-	2 696	3 475

See footnote(s) at end of table.

TABLEAU 2. Marchandises payantes transportées par chemin de fer au Canada, 1979

Class II - Classe II				Classes III and IV	Grand total all Railways	Type de marchandise	No	
Northern Alberta	Ontario Northland	Quebec North Shore and Labrador	All other Tous autres					Classes III et IV
Matières brutes, non comestibles (charge complète):								
226. Minerais et concentrés métalliques, n.d.a.:								
-	5	-	56	-	702	wagon	Nombre de wagons chargés	1
-	234	-	3 751	-	43 631	tonnes métriques	Chargées sur wagons au Canada	2
-	1 544	-	4 615	-	10 030	" "	En provenance d'autres chemins de fer au Canada	3
-	-	-	3 671	-	14 371	" "	En provenance des Etats-Unis:	
-	-	-	-	-	217	" "	A destination du Canada	4
-	-	-	-	-	-	" "	A destination des Etats-Unis	5
-	1 778	-	12 037	-	68 249	" "	Total du trafic marchandises transportées(1)	6
-	1 548	-	6 475	-	49 018	" "	Déchargées du wagon au Canada	7
-	230	-	3 180	-	8 734	" "	Remises aux autres chemins de fer au Canada	8
-	-	-	2 383	-	10 499	" "	Remises au réseau des Etats-Unis	9
228. Ferraille de fer et d'acier:								
26	-	-	2 497	-	26 363	wagon	Nombre de wagons chargés	10
1 598	-	-	129 011	-	1 318 153	tonnes métriques	Chargées sur wagons au Canada	11
-	-	-	-	-	-	" "	En provenance d'autres chemins de fer au Canada	12
18	4 608	-	133 890	-	478 359	" "	En provenance des Etats-Unis:	
-	-	-	69 167	-	672 593	" "	A destination du Canada	13
-	-	-	469	470	27 754	" "	A destination des Etats-Unis	14
1 616	4 608	-	332 537	470	2 496 859	" "	Total du trafic marchandises transportées(1)	15
-	4 608	-	186 560	-	1 933 424	" "	Déchargées du wagon au Canada	16
1 616	-	-	94 438	-	297 139	" "	Remises aux autres chemins de fer au Canada	17
-	-	-	51 536	470	266 295	" "	Remises au réseau des Etats-Unis	18
230. Déchets de métaux non ferreux, y compris les déchets de métaux précieux:								
-	40	-	203	-	1 937	wagon	Nombre de wagons chargés	19
-	1 976	-	9 939	-	87 982	tonnes métriques	Chargées sur wagons au Canada	20
-	-	-	-	-	-	" "	En provenance d'autres chemins de fer au Canada	21
44	8 346	-	6 242	-	22 894	" "	En provenance des Etats-Unis:	
-	-	-	5 646	-	18 495	" "	A destination du Canada	22
-	-	-	36	-	7 087	" "	A destination des Etats-Unis	23
44	10 322	-	21 863	-	136 458	" "	Total du trafic marchandises transportées(1)	24
-	8 062	-	3 655	-	73 651	" "	Déchargées du wagon au Canada	25
-	2 260	-	7 267	-	27 306	" "	Remises aux autres chemins de fer au Canada	26
-	-	-	10 944	-	35 505	" "	Remises au réseau des Etats-Unis	27
232. Cendres, scories et autres résidus, n.d.a.:								
-	142	-	106	-	1 399	wagon	Nombre de wagons chargés	28
-	10 825	-	6 910	-	97 241	tonnes métriques	Chargées sur wagons au Canada	29
-	-	-	-	-	-	" "	En provenance d'autres chemins de fer au Canada	30
-	30 976	-	9 019	-	57 513	" "	En provenance des Etats-Unis:	
-	-	-	37	-	7 853	" "	A destination du Canada	31
-	-	-	-	-	1 654	" "	A destination des Etats-Unis	32
-	41 801	-	15 966	-	164 281	" "	Total du trafic marchandises transportées(1)	33
-	30 976	-	3 129	-	103 297	" "	Déchargées du wagon au Canada	34
-	10 825	-	10 186	-	47 021	" "	Remises aux autres chemins de fer au Canada	35
-	-	-	2 651	-	13 943	" "	Remises au réseau des Etats-Unis	36
236. Anthracite:								
-	-	-	-	-	1 097	wagon	Nombre de wagons chargés	37
-	-	-	-	-	72 388	tonnes métriques	Chargées sur wagons au Canada	38
-	-	-	-	-	-	" "	En provenance d'autres chemins de fer au Canada	39
-	304	-	1 185	-	6 585	" "	En provenance des Etats-Unis:	
-	-	-	15 914	-	80 075	" "	A destination du Canada	40
-	-	-	251	-	7 866	" "	A destination des Etats-Unis	41
-	304	-	17 350	-	166 914	" "	Total du trafic marchandises transportées(1)	42
-	304	-	689	-	137 694	" "	Déchargées du wagon au Canada	43
-	-	-	16 411	-	21 355	" "	Remises aux autres chemins de fer au Canada	44
-	-	-	251	-	7 866	" "	Remises au réseau des Etats-Unis	45
238. Houille grasse:								
-	-	-	59 627	-	243 008	wagon	Nombre de wagons chargés	46
-	-	-	3 934 859	-	20 266 999	tonnes métriques	Chargées sur wagons au Canada	47
-	-	-	-	-	-	" "	En provenance d'autres chemins de fer au Canada	48
578	16 132	-	78 508	-	292 668	" "	En provenance des Etats-Unis:	
-	-	-	28 666	-	178 041	" "	A destination du Canada	49
-	-	-	-	-	4 664	" "	A destination des Etats-Unis	50
578	16 132	-	4 042 033	-	20 742 372	" "	Total du trafic marchandises transportées(1)	51
534	16 132	-	3 851 672	-	20 331 457	" "	Déchargées du wagon au Canada	52
44	-	-	190 296	-	404 230	" "	Remises aux autres chemins de fer au Canada	53
-	-	-	66	-	6 687	" "	Remises au réseau des Etats-Unis	54

Voir note(s) à la fin du tableau.

TABLE 2. Revenue Freight Carried by Railways Within Canada, 1979

No.	Commodity		Class I - Classe I		Class II - Classe II			
			Canadian National Canadien National	Canadian Pacific Canadien Pacifique	Algoma Central	British Columbia Railway	Canada Southern (Consolidated Rail)	Chesapeake and Ohio
Crude materials, inedible (C.L.):								
240. Lignite coal:								
1	Number of railway cars loaded	carloads	2,535	2,766	-	-	-	-
2	Loaded onto railway cars in Canada	metric tonnes	160 121	167 715	-	-	-	-
3	Received from other railways in Canada	" "	-	-	-	-	-	-
4	Received from United States rail	" "	-	-	-	-	-	-
5	Destined to Canadian points	" "	-	1 428	-	-	-	-
6	Destined to United States points	" "	-	-	-	-	-	-
6	Total freight traffic carried(1)	" "	160 121	169 143	-	-	-	-
7	Unloaded from railway cars in Canada	" "	148 282	161 302	-	-	-	-
8	Delivered to other railways in Canada	" "	-	-	-	-	-	-
9	Delivered to United States rail connections	" "	11 839	7 841	-	-	-	-
242. Coal, n.e.s.:								
10	Number of railway cars loaded	carloads	57	38	-	-	-	-
11	Loaded onto railway cars in Canada	metric tonnes	1 669	748	-	-	-	-
12	Received from other railways in Canada	" "	-	-	-	-	-	-
13	Received from United States rail	" "	-	183	-	-	125	-
14	Destined to Canadian points	" "	6 996	116	-	-	-	-
15	Destined to United States points	" "	-	38	-	-	-	-
15	Total freight traffic carried(1)	" "	8 665	1 085	-	-	125	-
16	Unloaded from railway cars in Canada	" "	8 544	1 048	-	-	-	-
17	Delivered to other railways in Canada	" "	78	-	-	-	-	-
18	Delivered to United States rail connections	" "	45	38	-	-	125	-
244. Crude mineral oils (petroleum):								
19	Number of railway cars loaded	carloads	2,154	2,150	-	-	-	-
20	Loaded onto railway cars in Canada	metric tonnes	94 559	190 476	-	-	-	-
21	Received from other railways in Canada	" "	-	-	-	-	-	-
22	Received from United States rail	" "	-	7 238	-	-	-	-
23	Destined to Canadian points	" "	621	195	-	-	37	-
24	Destined to United States points	" "	-	-	-	-	-	-
24	Total freight traffic carried(1)	" "	95 180	197 909	-	-	37	-
25	Unloaded from railway cars in Canada	" "	95 179	197 859	-	-	-	-
26	Delivered to other railways in Canada	" "	-	51	-	-	37	-
27	Delivered to United States rail connections	" "	-	-	-	-	-	-
246. Natural gas and other bituminous substances:								
28	Number of railway cars loaded	carloads	106	142	-	-	-	-
29	Loaded onto railway cars in Canada	metric tonnes	6 637	10 485	-	-	-	-
30	Received from other railways in Canada	" "	-	-	-	-	-	-
31	Received from United States rail	" "	-	23	-	-	-	-
32	Destined to Canadian points	" "	1 396	238	-	-	-	-
33	Destined to United States points	" "	-	-	-	-	-	-
33	Total freight traffic carried(1)	" "	8 033	10 746	-	-	-	-
34	Unloaded from railway cars in Canada	" "	7 941	10 707	-	-	-	-
35	Delivered to other railways in Canada	" "	37	39	-	-	-	-
36	Delivered to United States rail connections	" "	54	-	-	-	-	-
248. Asbestos, unmanufactured, crude and fibre:								
37	Number of railway cars loaded	carloads	6,110	5,510	-	102	-	-
38	Loaded onto railway cars in Canada	metric tonnes	274 813	278 801	-	5 545	-	-
39	Received from other railways in Canada	" "	-	-	-	-	-	-
40	Received from United States rail	" "	7 027	1 623	-	273	679	-
41	Destined to Canadian points	" "	23	1 008	-	-	-	-
42	Destined to United States points	" "	2 627	7 432	-	-	-	-
42	Total freight traffic carried(1)	" "	284 490	288 864	-	5 818	679	-
43	Unloaded from railway cars in Canada	" "	59 363	69 757	-	729	-	-
44	Delivered to other railways in Canada	" "	4 485	77 474	-	164	-	-
45	Delivered to United States rail connections	" "	224 643	141 632	-	4 924	679	-
250. Clay:								
46	Number of railway cars loaded	carloads	120	666	-	1	-	1
47	Loaded onto railway cars in Canada	metric tonnes	5 957	50 603	-	64	-	51
48	Received from other railways in Canada	" "	-	-	-	-	-	-
49	Received from United States rail	" "	16 440	60 134	-	4 444	229	-
50	Destined to Canadian points	" "	213 279	192 606	-	-	15 337	3 438
51	Destined to United States points	" "	778	4 450	-	-	826	1 257
51	Total freight traffic carried(1)	" "	236 454	307 793	-	4 508	16 392	4 844
52	Unloaded from railway cars in Canada	" "	230 517	260 780	-	4 444	1 026	3 313
53	Delivered to other railways in Canada	" "	4 177	36 060	-	64	14 311	298
54	Delivered to United States rail connections	" "	1 761	10 952	-	-	1 054	1 327

See footnote(s) at end of table.

TABLEAU 2. Marchandises payantes transportées par chemin de fer au Canada, 1979

Class II - Classe II				Classes III and IV	Grand total all Railways	Type de marchandise	No	
Northern Alberta	Ontario Northland	Quebec North Shore and Labrador	All other Tous autres					Classes III et IV
Matières brutes, non comestibles (charge complète):								
240. Lignite:								
-	7	-	-	-	5 308	wagon	Nombre de wagons chargés	1
-	233	-	-	-	328 069	tonnes métriques	Chargées sur wagons au Canada	2
-	-	-	-	-	-	"	En provenance d'autres chemins de fer au Canada	3
-	-	-	-	-	1 428	"	En provenance des Etats-Unis:	
-	-	-	-	-	-	"	A destination du Canada	4
-	-	-	-	-	-	"	A destination des Etats-Unis	5
-	233	-	-	-	329 497	"	Total du trafic marchandises transportées(1)	6
-	233	-	-	-	309 817	"	Déchargées du wagon au Canada	7
-	-	-	-	-	-	"	Remises aux autres chemins de fer au Canada	8
-	-	-	-	-	19 680	"	Remises au réseau des Etats-Unis	9
242. Houille, n.d.e.:								
-	-	-	-	-	95	wagon	Nombre de wagons chargés	10
-	-	-	-	-	2 417	tonnes métriques	Chargées sur wagons au Canada	11
-	-	-	-	-	-	"	En provenance d'autres chemins de fer au Canada	12
94	-	-	2 736	-	3 138	"	En provenance des Etats-Unis:	
-	-	-	1 275	-	8 387	"	A destination du Canada	13
-	-	-	-	-	38	"	A destination des Etats-Unis	14
94	-	-	4 011	-	13 980	"	Total du trafic marchandises transportées(1)	15
94	-	-	2 532	-	12 218	"	Déchargées du wagon au Canada	16
-	-	-	1 480	-	1 556	"	Remises aux autres chemins de fer au Canada	17
-	-	-	-	-	208	"	Remises au réseau des Etats-Unis	18
244. Huiles minérales brutes (de pétrole):								
228	-	-	-	-	4 532	wagon	Nombre de wagons chargés	19
7 312	-	-	-	-	292 347	tonnes métriques	Chargées sur wagons au Canada	20
-	-	-	-	-	-	"	En provenance d'autres chemins de fer au Canada	21
51	-	-	-	-	7 289	"	En provenance des Etats-Unis:	
-	-	-	34	-	887	"	A destination du Canada	22
-	-	-	-	-	-	"	A destination des Etats-Unis	23
7 363	-	-	34	-	300 523	"	Total du trafic marchandises transportées(1)	24
228	-	-	-	-	293 266	"	Déchargées du wagon au Canada	25
7 185	-	-	34	-	7 257	"	Remises aux autres chemins de fer au Canada	26
-	-	-	-	-	-	"	Remises au réseau des Etats-Unis	27
246. Gaz naturel et autres substances bitumineuses brutes:								
-	-	16	-	-	266	wagon	Nombre de wagons chargés	28
-	-	1 377	-	-	18 499	tonnes métriques	Chargées sur wagons au Canada	29
-	-	-	-	-	-	"	En provenance d'autres chemins de fer au Canada	30
228	-	-	73	-	324	"	En provenance des Etats-Unis:	
-	-	-	324	-	1 958	"	A destination du Canada	31
-	-	-	-	-	-	"	A destination des Etats-Unis	32
228	-	1 377	397	-	20 781	"	Total du trafic marchandises transportées(1)	33
-	-	1 377	142	-	20 167	"	Déchargées du wagon au Canada	34
228	-	-	256	-	560	"	Remises aux autres chemins de fer au Canada	35
-	-	-	-	-	54	"	Remises au réseau des Etats-Unis	36
248. Amiante non ouvré, brut ou en fibres:								
-	74	-	448	-	12 244	wagon	Nombre de wagons chargés	37
-	3 934	-	19 915	-	583 008	tonnes métriques	Chargées sur wagons au Canada	38
-	-	-	-	-	-	"	En provenance d'autres chemins de fer au Canada	39
-	41	-	1 590	-	11 233	"	En provenance des Etats-Unis:	
-	-	-	-	-	1 031	"	A destination du Canada	40
-	-	-	-	-	10 059	"	A destination des Etats-Unis	41
-	3 975	-	21 505	-	605 331	"	Total du trafic marchandises transportées(1)	42
-	41	-	-	-	129 890	"	Déchargées du wagon au Canada	43
-	3 934	-	708	-	82 765	"	Remises aux autres chemins de fer au Canada	44
-	-	-	20 797	-	392 675	"	Remises au réseau des Etats-Unis	45
250. Argile:								
-	1	1,675	3	-	2,467	wagon	Nombre de wagons chargés	46
-	83	114 655	120	-	171 533	tonnes métriques	Chargées sur wagons au Canada	47
-	-	-	-	-	-	"	En provenance d'autres chemins de fer au Canada	48
3 887	12 667	-	17 359	-	115 160	"	En provenance des Etats-Unis:	
-	-	-	68 891	-	493 549	"	A destination du Canada	49
-	-	-	6 463	2 678	16 552	"	A destination des Etats-Unis	50
3 887	12 750	114 655	92 833	2 678	796 794	"	Total du trafic marchandises transportées(1)	51
206	12 750	114 655	25 170	-	655 366	"	Déchargées du wagon au Canada	52
1 081	-	-	65 277	-	121 239	"	Remises aux autres chemins de fer au Canada	53
-	-	-	2 388	2 678	20 190	"	Remises au réseau des Etats-Unis	54

Voir note(s) à la fin du tableau.

TABLE 2. Revenue Freight Carried by Railways Within Canada, 1979

No.	Commodity		Class I - Classe I		Class II - Classe II			
			Canadian National Canadien National	Canadian Pacific Canadien Pacifique	Algoma Central	British Columbia Railway	Canada Southern (Consolidated Rail)	Chesapeake and Ohio
Crude materials, inedible (C.L.):								
252. Other crude refractory materials:								
1	Number of railway cars loaded	carloads	16	1	-	-	1	-
2	Loaded onto railway cars in Canada	metric tonnes	793	72	-	-	71	-
3	Received from other railways in Canada	" "	-	-	-	-	-	-
	Received from United States rail:	" "	27	290	-	-	-	-
4	Destined to Canadian points	" "	1 282	561	-	-	71	-
5	Destined to United States points	" "	-	-	-	-	-	118
6	Total freight traffic carried(1)	" "	2 102	923	-	-	142	118
7	Unloaded from railway cars in Canada	" "	2 102	923	-	-	-	-
8	Delivered to other railways in Canada	" "	-	-	-	-	71	-
9	Delivered to United States rail connections	" "	-	-	-	-	71	118
254. Natural abrasives:								
10	Number of railway cars loaded	carloads	31	409	-	-	2	-
11	Loaded onto railway cars in Canada	metric tonnes	1 284	33 445	-	-	86	-
12	Received from other railways in Canada	" "	-	-	-	-	-	-
	Received from United States rail:	" "	2 171	13 482	-	-	2 375	-
13	Destined to Canadian points	" "	16 056	12 107	-	-	54	147
14	Destined to United States points	" "	-	1 759	-	-	45	453
15	Total freight traffic carried(1)	" "	19 511	60 793	-	-	2 560	600
16	Unloaded from railway cars in Canada	" "	17 952	54 802	-	-	2 402	147
17	Delivered to other railways in Canada	" "	186	4 105	-	-	27	-
18	Delivered to United States rail connections	" "	1 373	1 886	-	-	132	453
256. Sand, industrial:								
19	Number of railway cars loaded	carloads	3,955	2,096	-	-	-	-
20	Loaded onto railway cars in Canada	metric tonnes	182 148	169 449	-	-	-	-
21	Received from other railways in Canada	" "	-	-	-	-	-	-
	Received from United States rail:	" "	1 738	63 179	-	1 800	624	73
22	Destined to Canadian points	" "	360 004	290 283	-	-	31 186	2 368
23	Destined to United States points	" "	8 388	2 200	-	-	6 116	1 502
24	Total freight traffic carried(1)	" "	552 278	525 111	-	1 800	37 926	4 503
25	Unloaded from railway cars in Canada	" "	519 510	499 849	-	1 800	16 342	1 312
26	Delivered to other railways in Canada	" "	24 157	13 155	-	-	14 844	1 158
27	Delivered to United States rail connections	" "	8 610	12 107	-	-	6 740	1 509
258. Sand, n.e.s.:								
28	Number of railway cars loaded	carloads	26	3	-	-	-	-
29	Loaded onto railway cars in Canada	metric tonnes	851	136	-	-	-	-
30	Received from other railways in Canada	" "	-	-	-	-	-	-
	Received from United States rail:	" "	-	449	-	69	-	-
31	Destined to Canadian points	" "	8 523	4 732	-	-	1 293	9
32	Destined to United States points	" "	-	-	-	-	1 506	297
33	Total freight traffic carried(1)	" "	9 374	5 317	-	69	2 799	306
34	Unloaded from railway cars in Canada	" "	8 967	5 317	-	69	474	-
35	Delivered to other railways in Canada	" "	357	-	-	-	818	9
36	Delivered to United States rail connections	" "	50	-	-	-	1 506	297
260. Gravel:								
37	Number of railway cars loaded	carloads	1,043	16	-	-	-	-
38	Loaded onto railway cars in Canada	metric tonnes	68 943	1 251	-	-	-	-
39	Received from other railways in Canada	" "	-	-	-	-	-	-
	Received from United States rail:	" "	-	50	-	54	-	-
40	Destined to Canadian points	" "	13 062	1 088	-	-	18	-
41	Destined to United States points	" "	363	-	-	-	-	-
42	Total freight traffic carried(1)	" "	82 368	2 389	-	54	18	-
43	Unloaded from railway cars in Canada	" "	77 161	2 389	-	54	18	-
44	Delivered to other railways in Canada	" "	4 273	-	-	-	-	-
45	Delivered to United States rail connections	" "	934	-	-	-	-	-
262. Building stone, rough:								
46	Number of railway cars loaded	carloads	7	73	-	-	-	-
47	Loaded onto railway cars in Canada	metric tonnes	367	3 437	-	-	-	-
48	Received from other railways in Canada	" "	-	-	-	-	-	-
	Received from United States rail:	" "	14	221	-	-	-	-
49	Destined to Canadian points	" "	666	321	-	-	45	-
50	Destined to United States points	" "	4 840	-	-	-	-	-
51	Total freight traffic carried(1)	" "	5 887	3 979	-	-	45	-
52	Unloaded from railway cars in Canada	" "	695	1 628	-	-	-	-
53	Delivered to other railways in Canada	" "	270	127	-	-	45	-
54	Delivered to United States rail connections	" "	4 921	2 224	-	-	-	-

See footnote(s) at end of table.

TABLEAU 2. Marchandises payantes transportées par chemin de fer au Canada, 1979

Class II - Classe II				Classes III and IV	Grand total all Railways	Type de marchandise	No
Northern Alberta	Ontario Northland	Quebec North Shore and Labrador	All other Tous autres	Classes III et IV	Total général tous chemins de fer		
						Matières brutes, non comestibles (charge complète):	
						252. Autres matières réfractaires brutes:	
					18	wagon	Nombre de wagons chargés
					936	tonnes métriques	Chargées sur wagons au Canada
						" "	En provenance d'autres chemins de fer au Canada
			124		441	" "	En provenance des Etats-Unis
			374		2 288	" "	A destination du Canada
					118	" "	A destination des Etats-Unis
			498		3 783	" "	Total du trafic marchandises transportées(1)
					3 134	" "	Déchargées du wagon au Canada
			109		460	" "	Remises aux autres chemins de fer au Canada
			389		189	" "	Remises au réseau des Etats-Unis
							254. Abrasifs naturels:
					442	wagon	Nombre de wagons chargés
					34 815	tonnes métriques	Chargées sur wagons au Canada
						" "	En provenance d'autres chemins de fer au Canada
238	224		3 617		22 107	" "	En provenance des Etats-Unis
			24 606		52 970	" "	A destination du Canada
					2 257	" "	A destination des Etats-Unis
238	224		28 223		112 149	" "	Total du trafic marchandises transportées(1)
238	224		5 117		80 882	" "	Déchargées du wagon au Canada
			23 069		27 387	" "	Remises aux autres chemins de fer au Canada
			36		3 880	" "	Remises au réseau des Etats-Unis
							256. Sable, d'usage industriel:
					6,062	wagon	Nombre de wagons chargés
			2		352 397	tonnes métriques	Chargées sur wagons au Canada
			101			" "	En provenance d'autres chemins de fer au Canada
3 046	100		23 263		93 823	" "	En provenance des Etats-Unis
			115 136		799 605	" "	A destination du Canada
			12 012		30 219	" "	A destination des Etats-Unis
3 046	799		150 512		1 276 044	" "	Total du trafic marchandises transportées(1)
2 337	799		68 691		1 111 240	" "	Déchargées du wagon au Canada
739			81 770		135 793	" "	Remises aux autres chemins de fer au Canada
			52		29 012	" "	Remises au réseau des Etats-Unis
							258. Sable, n.d.a.:
					41	wagon	Nombre de wagons chargés
2	9	1			1 934	tonnes métriques	Chargées sur wagons au Canada
161	738	48				" "	En provenance d'autres chemins de fer au Canada
			818		2 409	" "	En provenance des Etats-Unis
843	230		1 202		15 759	" "	A destination du Canada
			36		1 839	" "	A destination des Etats-Unis
1 004	968	48	2 056		21 941	" "	Total du trafic marchandises transportées(1)
845	930		1 831		18 433	" "	Déchargées du wagon au Canada
159	38	48	189		1 618	" "	Remises aux autres chemins de fer au Canada
			36		1 889	" "	Remises au réseau des Etats-Unis
							260. Gravier:
					2,013	wagon	Nombre de wagons chargés
944	1	9			129 303	tonnes métriques	Chargées sur wagons au Canada
58 664	82	363				" "	En provenance d'autres chemins de fer au Canada
			12 584		12 688	" "	En provenance des Etats-Unis
			838		15 006	" "	A destination du Canada
					363	" "	A destination des Etats-Unis
58 664	82	363	13 422		157 360	" "	Total du trafic marchandises transportées(1)
58 664	82	363	13 270		152 001	" "	Déchargées du wagon au Canada
			152		4 425	" "	Remises aux autres chemins de fer au Canada
					934	" "	Remises au réseau des Etats-Unis
							262. Pierres de construction brutes:
			86		166	wagon	Nombre de wagons chargés
			3 331		7 135	tonnes métriques	Chargées sur wagons au Canada
						" "	En provenance d'autres chemins de fer au Canada
			45		280	" "	En provenance des Etats-Unis
					1 032	" "	A destination du Canada
					4 840	" "	A destination des Etats-Unis
			3 376		13 287	" "	Total du trafic marchandises transportées(1)
					2 323	" "	Déchargées du wagon au Canada
			45		487	" "	Remises aux autres chemins de fer au Canada
			3 331		10 476	" "	Remises au réseau des Etats-Unis

Voir note(s) à la fin du tableau.

TABLE 2. Revenue Freight Carried by Railways Within Canada, 1979

Commodity		Class I - Classe I		Class II - Classe II			
		Canadian National	Canadian Pacific	Algoma Central	British Columbia Railway	Canada Southern (Consolidated Rail)	Chesapeake and Ohio
No.		Canadian National	Canadian Pacific				
Crude materials, inedible (C.L.):							
264. Silica or silice, n.e.s.:							
1	Number of railway cars loaded		92	90	-	-	-
2	Loaded onto railway cars in Canada	carloads	92	90	-	-	-
3	Received from other railways in Canada	metric tonnes	6 076	6 015	-	-	-
4	Received from United States rail:		-	92	-	-	426
5	Destined to Canadian points		5 316	1 777	-	-	28
6	Destined to United States points		14	1 651	-	-	-
6	Total freight traffic carried(1)		11 406	9 535	-	-	454
7	Unloaded from railway cars in Canada		11 392	2 204	-	-	-
8	Delivered to other railways in Canada		-	695	-	-	28
9	Delivered to United States rail connections		14	6 635	-	-	426
266. Agricultural limestone:							
10	Number of railway cars loaded	carloads	1,037	308	-	-	-
11	Loaded onto railway cars in Canada	metric tonnes	50 827	20 443	-	-	-
12	Received from other railways in Canada		-	304	-	-	-
13	Received from United States rail:		-	1 960	-	-	145
14	Destined to Canadian points		45	-	-	-	-
15	Destined to United States points		-	-	-	-	-
15	Total freight traffic carried(1)		50 872	22 707	-	-	145
16	Unloaded from railway cars in Canada		50 600	20 576	-	-	36
17	Delivered to other railways in Canada		191	-	-	-	109
18	Delivered to United States rail connections		82	2 131	-	-	-
268. Limestone, furnace or foundry and fluxing stone:							
19	Number of railway cars loaded	carloads	4	1,726	3,297	-	-
20	Loaded onto railway cars in Canada	metric tonnes	272	137 601	262 422	-	-
21	Received from other railways in Canada		-	54	-	-	-
22	Received from United States rail:		-	-	-	-	-
23	Destined to Canadian points		-	-	-	-	-
24	Destined to United States points		-	-	-	-	117
24	Total freight traffic carried(1)		272	137 655	262 422	-	117
25	Unloaded from railway cars in Canada		272	137 508	262 422	-	-
26	Delivered to other railways in Canada		-	147	-	-	-
27	Delivered to United States rail connections		-	-	-	-	117
270. Limestone, crushed or broken, n.e.s.:							
28	Number of railway cars loaded	carloads	43,330	7,361	-	-	-
29	Loaded onto railway cars in Canada	metric tonnes	3 081 716	562 010	-	-	-
30	Received from other railways in Canada		-	116	-	-	2 873
31	Received from United States rail:		116	13 841	-	-	3 465
32	Destined to Canadian points		44 154	3 797	-	-	-
33	Destined to United States points		171	-	-	-	4 832
33	Total freight traffic carried(1)		3 126 157	579 648	-	-	6 338
34	Unloaded from railway cars in Canada		3 091 696	570 451	-	-	36
35	Delivered to other railways in Canada		9 124	3 787	-	-	3 429
36	Delivered to United States rail connections		25 337	5 410	-	-	2 873
272. Stone, n.e.s. including stones refuse:							
37	Number of railway cars loaded	carloads	2,391	2,985	-	3	-
38	Loaded onto railway cars in Canada	metric tonnes	166 948	211 107	-	218	-
39	Received from other railways in Canada		-	60	-	17 354	1 024
40	Received from United States rail:		60	7 226	-	-	319
41	Destined to Canadian points		4 471	8 387	-	-	45
42	Destined to United States points		15 124	721	-	-	1 447
42	Total freight traffic carried(1)		186 603	227 441	-	17 572	1 388
43	Unloaded from railway cars in Canada		170 515	207 411	-	17 572	-
44	Delivered to other railways in Canada		519	10 602	-	-	319
45	Delivered to United States rail connections		15 568	9 428	-	-	1 070
274. Barytes, natural:							
46	Number of railway cars loaded	carloads	-	1,105	-	-	-
47	Loaded onto railway cars in Canada	metric tonnes	-	72 089	-	-	-
48	Received from other railways in Canada		-	-	-	-	-
49	Received from United States rail:		1 928	210	-	2 130	-
50	Destined to Canadian points		5 622	1 450	-	-	36
51	Destined to United States points		-	-	-	-	36
51	Total freight traffic carried(1)		7 550	73 749	-	2 130	36
52	Unloaded from railway cars in Canada		5 822	64 307	-	2 130	36
53	Delivered to other railways in Canada		1 727	9 366	-	-	36
54	Delivered to United States rail connections		-	76	-	-	-

See footnote(s) at end of table.

TABLEAU 2. Marchandises payantes transportées par chemin de fer au Canada, 1979

Class II - Classe II				Classes III and IV Classes III et IV	Grand total all Railways Total général tous chemins de fer	Type de marchandise	No	
Northern Alberta	Ontario Northland	Quebec North Shore and Labrador	All other Tous autres					
						Matières brutes, non comestibles (charge complète):		
						264. Silice ou silex, n.d.a.:		
					182	wagon	Nombre de wagons chargés	1
					12 091	tonnes métriques	Chargées sur wagons au Canada	2
							En provenance d'autres chemins de fer au Canada	3
			536		1 054		En provenance des Etats-Unis	
			3 347		10 468		A destination du Canada	4
					1 665		A destination des Etats-Unis	5
			3 883		25 278		Total du trafic marchandises transportées(1)	6
					15 358		Déchargées du wagon au Canada	7
			1 762		2 944		Remises aux autres chemins de fer au Canada	8
			2 121		7 075		Remises au réseau des Etats-Unis	9
							266. Pierres calcaires, d'usage agricole:	
					1,347	wagon	Nombre de wagons chargés	10
	2				71 355	tonnes métriques	Chargées sur wagons au Canada	11
	85						En provenance d'autres chemins de fer au Canada	12
			90		394		En provenance des Etats-Unis	
			779		2 884		A destination du Canada	13
					45		A destination des Etats-Unis	14
	85		869		74 678		Total du trafic marchandises transportées(1)	15
					71 505		Déchargées du wagon au Canada	16
			293		907		Remises aux autres chemins de fer au Canada	17
	85		522		2 267		Remises au réseau des Etats-Unis	18
			54				268. Pierres calcaires (usage industriel) et castines:	
					5,027	wagon	Nombre de wagons chargés	19
					400 295	tonnes métriques	Chargées sur wagons au Canada	20
							En provenance d'autres chemins de fer au Canada	21
					54		En provenance des Etats-Unis	
			54		54		A destination du Canada	22
					117		A destination des Etats-Unis	23
			54		400 520		Total du trafic marchandises transportées(1)	24
					400 202		Déchargées du wagon au Canada	25
			54		201		Remises aux autres chemins de fer au Canada	26
					117		Remises au réseau des Etats-Unis	27
							270. Pierres calcaires concassées, n.d.a.:	
					50,692	wagon	Nombre de wagons chargés	28
			1		3 643 767	tonnes métriques	Chargées sur wagons au Canada	29
		41					En provenance d'autres chemins de fer au Canada	30
	148		6 404		23 382		En provenance des Etats-Unis	
			23 865		75 281		A destination du Canada	31
			1 169		6 172		A destination des Etats-Unis	32
	148	41	31 438		3 748 602		Total du trafic marchandises transportées(1)	33
					3 674 172		Déchargées du wagon au Canada	34
	148	41	11 800		35 857		Remises aux autres chemins de fer au Canada	35
			19 517		38 574		Remises au réseau des Etats-Unis	36
			122				272. Pierres, n.d.a., y compris les débris de pierres:	
					5,431	wagon	Nombre de wagons chargés	37
					381 079	tonnes métriques	Chargées sur wagons au Canada	38
							En provenance d'autres chemins de fer au Canada	39
			10 743		36 529		En provenance des Etats-Unis	
			4 250		17 427		A destination du Canada	40
			4 474		21 811		A destination des Etats-Unis	41
	56	1 684	1 188		456 846		Total du trafic marchandises transportées(1)	42
					408 123		Déchargées du wagon au Canada	43
	56	1 190	1 188		21 211		Remises aux autres chemins de fer au Canada	44
		494			27 513		Remises au réseau des Etats-Unis	45
							274. Barytine:	
					1,105	wagon	Nombre de wagons chargés	46
					72 089	tonnes métriques	Chargées sur wagons au Canada	47
							En provenance d'autres chemins de fer au Canada	48
			144		13 605		En provenance des Etats-Unis	
193			7 444		14 588		A destination du Canada	49
							A destination des Etats-Unis	50
193			7 588		100 282		Total du trafic marchandises transportées(1)	51
					73 486		Déchargées du wagon au Canada	52
957			198		26 718		Remises aux autres chemins de fer au Canada	53
235			7 390		76		Remises au réseau des Etats-Unis	54

Voir note(s) à la fin du tableau.

TABLE 2. Revenue Freight Carried by Railways Within Canada, 1979

No	Commodity		Class I - Classe I		Class II - Classe II			
			Canadian National Canadien National	Canadian Pacific Canadien Pacifique	Algoma Central	British Columbia Railway	Canada Southern (Consolidated Rail)	Chesapeake and Ohio
Crude materials, inedible (C.L.):								
276. Gypsum:								
1	Number of railway cars loaded	carloads	32,774	27,004	-	5	-	-
2	Loaded onto railway cars in Canada	metric tonnes	2 752 843	2 147 205	-	346	-	-
3	Received from other railways in Canada	" "	-	-	-	-	-	-
4	Received from United States rail:	" "	-	-	-	-	-	-
5	Destined to Canadian points	" "	2 253	1 709	-	-	109	-
6	Destined to United States points	" "	89	-	-	-	-	115
7	Total freight traffic carried(1)	" "	2 755 185	2 148 914	-	346	109	115
8	Unloaded from railway cars in Canada	" "	2 755 096	2 126 214	-	346	64	-
9	Delivered to other railways in Canada	" "	-	-	-	-	45	-
10	Delivered to United States rail connections	" "	89	22 700	-	-	-	115
278. Pyrites, iron, except roasted:								
11	Number of railway cars loaded	carloads	-	-	-	-	-	-
12	Loaded onto railway cars in Canada	metric tonnes	-	-	-	-	-	-
13	Received from other railways in Canada	" "	-	-	-	-	-	-
14	Received from United States rail:	" "	-	31 528	-	-	-	-
15	Destined to Canadian points	" "	45	199	-	-	-	-
16	Destined to United States points	" "	-	-	-	-	-	-
17	Total freight traffic carried(1)	" "	45	31 727	-	-	-	-
18	Unloaded from railway cars in Canada	" "	45	199	-	-	-	-
19	Delivered to other railways in Canada	" "	-	-	-	-	-	-
20	Delivered to United States rail connections	" "	-	31 528	-	-	-	-
280. Nepheline syenite:								
21	Number of railway cars loaded	carloads	-	5,520	-	-	-	-
22	Loaded onto railway cars in Canada	metric tonnes	-	405 387	-	-	-	-
23	Received from other railways in Canada	" "	-	-	-	-	-	-
24	Received from United States rail:	" "	9 483	-	-	-	124 223	-
25	Destined to Canadian points	" "	86	-	-	-	-	-
26	Destined to United States points	" "	-	-	-	-	-	-
27	Total freight traffic carried(1)	" "	9 569	405 387	-	-	124 223	-
28	Unloaded from railway cars in Canada	" "	9 569	105 134	-	-	-	-
29	Delivered to other railways in Canada	" "	-	123 031	-	-	-	-
30	Delivered to United States rail connections	" "	-	177 222	-	-	124 223	-
282. Phosphate rock:								
31	Number of railway cars loaded	carloads	8,384	1	-	-	-	-
32	Loaded onto railway cars in Canada	metric tonnes	684 640	46	-	-	-	-
33	Received from other railways in Canada	" "	-	-	-	-	-	-
34	Received from United States rail:	" "	9 829	503	-	-	-	-
35	Destined to Canadian points	" "	74 099	1 511 844	-	-	145 030	212 349
36	Destined to United States points	" "	-	87	-	-	-	-
37	Total freight traffic carried(1)	" "	768 568	1 512 480	-	-	145 030	212 349
38	Unloaded from railway cars in Canada	" "	763 860	1 330 551	-	-	-	212 349
39	Delivered to other railways in Canada	" "	1 878	181 753	-	-	145 030	-
40	Delivered to United States rail connections	" "	2 830	177	-	-	-	-
284. Common salt, rock or bulk:								
41	Number of railway cars loaded	carloads	7,624	2,030	-	12	-	15
42	Loaded onto railway cars in Canada	metric tonnes	607 501	175 424	-	849	-	748
43	Received from other railways in Canada	" "	-	-	-	-	-	-
44	Received from United States rail:	" "	1 127	2 155	-	12 232	1 099	-
45	Destined to Canadian points	" "	682	-	-	-	-	-
46	Destined to United States points	" "	20	161	-	-	123	106 950
47	Total freight traffic carried(1)	" "	609 330	177 740	-	13 081	1 222	107 698
48	Unloaded from railway cars in Canada	" "	589 591	156 649	-	12 741	-	-
49	Delivered to other railways in Canada	" "	19 719	18 387	-	-	-	-
50	Delivered to United States rail connections	" "	20	2 704	-	340	1 222	107 698
286. Common salt, n.e.s.:								
51	Number of railway cars loaded	carloads	1,481	326	-	-	-	1
52	Loaded onto railway cars in Canada	metric tonnes	80 041	24 335	-	-	-	45
53	Received from other railways in Canada	" "	-	-	-	-	-	-
54	Received from United States rail:	" "	27	4 327	-	-	-	-
55	Destined to Canadian points	" "	3 789	99	-	-	360	1 765
56	Destined to United States points	" "	3 611	581	-	-	-	22 735
57	Total freight traffic carried(1)	" "	87 468	29 342	-	-	360	24 548
58	Unloaded from railway cars in Canada	" "	73 750	27 431	-	-	-	134
59	Delivered to other railways in Canada	" "	9 959	-	-	-	360	1 634
60	Delivered to United States rail connections	" "	3 758	1 911	-	-	-	22 780

See footnote(s) at end of table.

TABLEAU 2. Marchandises payantes transportées par chemin de fer au Canada, 1979

Class II - Classe II				Classes III and IV	Grand total all Railways	Type de marchandise	No	
Northern Alberta	Ontario Northland	Quebec North Shore and Labrador	All other Tous autres					Classes III et IV
						Matières brutes, non comestibles (charge complète):		
						276. Gypse:		
			1		59,784	wagon	Nombre de wagons chargés	1
			36		4 900 430	tonnes métriques	Chargées sur wagons au Canada	2
			45		45	" "	En provenance d'autres chemins de fer au Canada	3
			307		4 378	" "	En provenance des Etats-Unis:	
					204	" "	A destination du Canada	4
						" "	A destination des Etats-Unis	5
			388		4 905 057	" "	Total du trafic marchandises transportées(1)	6
			352		4 882 072	" "	Déchargées du wagon au Canada	7
			36		81	" "	Remises aux autres chemins de fer au Canada	8
					22 904	" "	Remises au réseau des Etats-Unis	9
						278. Pyrites de fer (sauf frittées):		
	442				442	wagon	Nombre de wagons chargés	10
	13 344				13 344	tonnes métriques	Chargées sur wagons au Canada	11
						" "	En provenance d'autres chemins de fer au Canada	12
					31 528	" "	En provenance des Etats-Unis:	
			79		323	" "	A destination du Canada	13
						" "	A destination des Etats-Unis	14
	13 344		79		45 195	" "	Total du trafic marchandises transportées(1)	15
			79		323	" "	Déchargées du wagon au Canada	16
	13 344				13 344	" "	Remises aux autres chemins de fer au Canada	17
					31 528	" "	Remises au réseau des Etats-Unis	18
						280. Syenite néphélinique:		
			7		5,527	wagon	Nombre de wagons chargés	19
			269		405 656	tonnes métriques	Chargées sur wagons au Canada	20
						" "	En provenance d'autres chemins de fer au Canada	21
			108 612		242 318	" "	En provenance des Etats-Unis:	
					86	" "	A destination du Canada	22
						" "	A destination des Etats-Unis	23
			108 881		648 060	" "	Total du trafic marchandises transportées(1)	24
			4 238		118 941	" "	Déchargées du wagon au Canada	25
			104 374		227 405	" "	Remises aux autres chemins de fer au Canada	26
			269		301 714	" "	Remises au réseau des Etats-Unis	27
						282. Roche phosphatée:		
					8,385	wagon	Nombre de wagons chargés	28
					684 686	tonnes métriques	Chargées sur wagons au Canada	29
			328 395		338 727	" "	En provenance d'autres chemins de fer au Canada	30
			6 191		1 949 513	" "	En provenance des Etats-Unis:	
					177	" "	A destination du Canada	31
			90			" "	A destination des Etats-Unis	32
			334 676		2 973 103	" "	Total du trafic marchandises transportées(1)	33
			328 543		2 635 303	" "	Déchargées du wagon au Canada	34
			6 133		334 794	" "	Remises aux autres chemins de fer au Canada	35
					3 007	" "	Remises au réseau des Etats-Unis	36
						284. Sel gemme de saline:		
					9,681	wagon	Nombre de wagons chargés	37
					784 522	tonnes métriques	Chargées sur wagons au Canada	38
						" "	En provenance d'autres chemins de fer au Canada	39
			16 208		45 757	" "	En provenance des Etats-Unis:	
1 905	11 031		13 205		13 887	" "	A destination du Canada	40
			227		107 481	" "	A destination des Etats-Unis	41
1 905	11 031		29 640		951 647	" "	Total du trafic marchandises transportées(1)	42
1 848			28 189		789 018	" "	Déchargées du wagon au Canada	43
57	11 031		1 451		50 645	" "	Remises aux autres chemins de fer au Canada	44
					111 984	" "	Remises au réseau des Etats-Unis	45
						286. Sel commun, n.d.s.:		
					2,057	wagon	Nombre de wagons chargés	46
		249			113 251	tonnes métriques	Chargées sur wagons au Canada	47
		8 830				" "	En provenance d'autres chemins de fer au Canada	48
157			1 826		6 337	" "	En provenance des Etats-Unis:	
			1 154		7 170	" "	A destination du Canada	49
					26 927	" "	A destination des Etats-Unis	50
157		8 830	2 980		153 685	" "	Total du trafic marchandises transportées(1)	51
		8 376	2 649		112 340	" "	Déchargées du wagon au Canada	52
157		454	331		12 895	" "	Remises aux autres chemins de fer au Canada	53
					28 449	" "	Remises au réseau des Etats-Unis	54

Voir note(s) à la fin du tableau.

TABLE 2. Revenue Freight Carried by Railways Within Canada, 1979

Commodity		Class I - Classe I		Class II - Classe II			
		Canadian National Canadien National	Canadian Pacific Canadien Pacifique	Algoma Central	British Columbia Railway	Canada Southern (Consolidated Rail)	Chesapeake and Ohio
Crude materials, inedible (C.L.):							
288. Liquid sulphur:							
1	Number of railway cars loaded	carloads	10,316	6,819	-	-	-
2	Loaded onto railway cars in Canada	metric tonnes	892 935	608 168	-	-	2 318
3	Received from other railways in Canada	" "	-	-	-	-	-
4	Received from United States rail	" "	40 320	28 423	8 537	-	1 790
5	Destined to Canadian points	" "	45	357	-	-	-
6	Destined to United States points	" "	95	-	-	-	11 911
7	Total freight traffic carried(1)	" "	933 395	636 948	8 537	-	1 790
8	Unloaded from railway cars in Canada	" "	242 033	81 697	-	-	590
9	Delivered to other railways in Canada	" "	140 058	44 594	8 537	-	1 665
10	Delivered to United States rail connections	" "	551 303	510 658	-	-	12 565
290. Sulphur, n.e.s.:							
11	Number of railway cars loaded	carloads	29 847	26 291	-	955	-
12	Loaded onto railway cars in Canada	metric tonnes	2 415 876	2 070 449	-	84 414	-
13	Received from other railways in Canada	" "	-	-	-	-	-
14	Received from United States rail	" "	17 624	552	-	88	2 536
15	Destined to Canadian points	" "	403	28	-	-	91
16	Destined to United States points	" "	-	-	-	-	-
17	Total freight traffic carried(1)	" "	2 433 903	2 071 029	-	84 502	2 627
18	Unloaded from railway cars in Canada	" "	2 254 038	2 024 894	-	80 642	1 728
19	Delivered to other railways in Canada	" "	178 678	21 825	-	629	52
20	Delivered to United States rail connections	" "	1 187	24 309	-	3 230	898
292. Non-metallic minerals, crude, n.e.s.:							
21	Number of railway cars loaded	carloads	283	162	1	-	5
22	Loaded onto railway cars in Canada	metric tonnes	14 063	7 984	18	-	249
23	Received from other railways in Canada	" "	-	-	-	-	-
24	Received from United States rail	" "	3 169	13 212	-	-	1 461
25	Destined to Canadian points	" "	45 135	32 522	-	-	3 784
26	Destined to United States points	" "	8 782	26 061	-	-	461
27	Total freight traffic carried(1)	" "	71 149	79 779	18	-	5 955
28	Unloaded from railway cars in Canada	" "	61 379	35 371	18	-	-
29	Delivered to other railways in Canada	" "	513	9 939	-	-	3 784
30	Delivered to United States rail connections	" "	9 258	34 468	-	-	2 171
294. Textile rags and waste n.e.s.:							
31	Number of railway cars loaded	carloads	409	203	-	-	-
32	Loaded onto railway cars in Canada	metric tonnes	16 300	4 814	-	-	-
33	Received from other railways in Canada	" "	-	-	-	-	-
34	Received from United States rail	" "	203	4 697	-	-	287
35	Destined to Canadian points	" "	23 474	5 215	-	-	3 060
36	Destined to United States points	" "	2 769	251	-	-	54
37	Total freight traffic carried(1)	" "	42 746	14 977	-	-	3 401
38	Unloaded from railway cars in Canada	" "	33 683	12 796	-	-	171
39	Delivered to other railways in Canada	" "	351	457	-	-	2 888
40	Delivered to United States rail connections	" "	8 713	1 725	-	-	341
296. Paper waste:							
41	Number of railway cars loaded	carloads	2,370	1,039	-	-	1
42	Loaded onto railway cars in Canada	metric tonnes	82 494	32 215	-	-	36
43	Received from other railways in Canada	" "	-	-	-	-	-
44	Received from United States rail	" "	3 530	18 843	1 216	-	284
45	Destined to Canadian points	" "	160 925	11 319	-	-	9 507
46	Destined to United States points	" "	7 138	9 009	-	-	-
47	Total freight traffic carried(1)	" "	254 087	71 386	1 216	-	9 827
48	Unloaded from railway cars in Canada	" "	217 319	39 747	1 216	-	98
49	Delivered to other railways in Canada	" "	15 553	4 509	-	-	9 472
50	Delivered to United States rail connections	" "	21 215	27 130	-	-	258
298. Slag (excluding basic) and ashes, waste:							
51	Number of railway cars loaded	carloads	26	64	-	-	-
52	Loaded onto railway cars in Canada	metric tonnes	1 808	2 886	-	-	-
53	Received from other railways in Canada	" "	-	-	-	-	-
54	Received from United States rail	" "	-	26 331	-	-	94
55	Destined to Canadian points	" "	6 952	1 544	-	-	8 118
56	Destined to United States points	" "	-	-	-	-	-
57	Total freight traffic carried(1)	" "	8 760	30 761	-	-	8 212
58	Unloaded from railway cars in Canada	" "	7 291	26 124	-	-	-
59	Delivered to other railways in Canada	" "	1 396	1 869	-	-	8 118
60	Delivered to United States rail connections	" "	73	2 768	-	-	94

See footnote(s) at end of table.

TABLEAU 2. Marchandises payantes transportées par chemin de fer au Canada, 1979

Class II - Classe II				Classes III and IV	Grand total all Railways	Type de marchandise	No	
Northern Alberta	Ontario Northland	Quebec North Shore and Labrador	All other Tous autres	Classes III et IV	Total général tous chemins de fer			
						Matières brutes, non comestibles (charge complète):		
						288. Soufre liquide:		
			9		17,171	wagon	Nombre de wagons chargés	1
			695		1 504 116	tonnes métriques	Chargées sur wagons au Canada	2
							En provenance d'autres chemins de fer au Canada	3
	23		110 545		190 174	" "	En provenance des Etats-Unis	4
					456	" "	A destination du Canada	5
					12 006	" "	A destination des Etats-Unis	6
	23		111 240		1 706 752	" "	Total du trafic marchandises transportées(1)	7
	23		70 559		394 902	" "	Déchargées du wagon au Canada	8
			1 852		196 706	" "	Remises aux autres chemins de fer au Canada	9
			38 828		1 115 144	" "	Remises au réseau des Etats-Unis	10
							290. Soufre, n.d.a.:	11
					57,093	wagon	Nombre de wagons chargés	12
					4 570 739	tonnes métriques	Chargées sur wagons au Canada	13
							En provenance d'autres chemins de fer au Canada	14
	5 654		4 058		30 564	" "	En provenance des Etats-Unis	15
			27		458	" "	A destination du Canada	16
					91	" "	A destination des Etats-Unis	17
	5 654		4 085		4 601 852	" "	Total du trafic marchandises transportées(1)	18
	5 654		696		4 387 704	" "	Déchargées du wagon au Canada	19
			2 485		203 617	" "	Remises aux autres chemins de fer au Canada	20
			904		30 528	" "	Remises au réseau des Etats-Unis	21
							292. Minéraux non métalliques bruts, n.d.a.:	22
	16		22		489	wagon	Nombre de wagons chargés	23
	863		784		23 961	tonnes métriques	Chargées sur wagons au Canada	24
							En provenance d'autres chemins de fer au Canada	25
			14 667		32 835	" "	En provenance des Etats-Unis	26
	326		23 254		104 895	" "	A destination du Canada	27
			8 735	734	46 272	" "	A destination des Etats-Unis	28
	1 189		47 440	734	207 763	" "	Total du trafic marchandises transportées(1)	29
							Déchargées du wagon au Canada	30
	109		23 488		120 365	" "	Remises aux autres chemins de fer au Canada	31
	1 060		16 434		31 750	" "	Remises au réseau des Etats-Unis	32
			7 519	734	55 649	" "		33
							294. Chiffons et déchets de textiles, n.d.a.:	34
			1		613	wagon	Nombre de wagons chargés	35
			37		21 151	tonnes métriques	Chargées sur wagons au Canada	36
							En provenance d'autres chemins de fer au Canada	37
			3 364		8 551	" "	En provenance des Etats-Unis	38
			2 624		34 452	" "	A destination du Canada	39
			206		3 559	" "	A destination des Etats-Unis	40
			6 231		67 713	" "	Total du trafic marchandises transportées(1)	41
							Déchargées du wagon au Canada	42
			1 128		47 778	" "	Remises aux autres chemins de fer au Canada	43
			4 845		8 620	" "	Remises au réseau des Etats-Unis	44
			260		11 318	" "		45
							296. Déchets de papier:	46
	4		13		3 427	wagon	Nombre de wagons chargés	47
	91		500		115 336	tonnes métriques	Chargées sur wagons au Canada	48
							En provenance d'autres chemins de fer au Canada	49
	7 332		6 522		37 727	" "	En provenance des Etats-Unis	50
			30 927		212 678	" "	A destination du Canada	51
			3 134	1 627	23 980	" "	A destination des Etats-Unis	52
	7 423		41 083	1 627	389 721	" "	Total du trafic marchandises transportées(1)	53
							Déchargées du wagon au Canada	54
	5 600		18 799		282 779	" "	Remises aux autres chemins de fer au Canada	55
	1 823		20 722		52 079	" "	Remises au réseau des Etats-Unis	56
			1 561	1 627	54 863	" "		57
							298. Scories (sauf basiques) et cendres, déchets:	58
			99		189	wagon	Nombre de wagons chargés	59
			6 377		11 071	tonnes métriques	Chargées sur wagons au Canada	60
							En provenance d'autres chemins de fer au Canada	61
	5 532		4 482		36 439	" "	En provenance des Etats-Unis	62
			38 388		55 002	" "	A destination du Canada	63
					1 458	" "	A destination des Etats-Unis	64
	5 532		49 247		103 970	" "	Total du trafic marchandises transportées(1)	65
	5 532		9 077		48 024	" "	Déchargées du wagon au Canada	66
			33 887		45 270	" "	Remises aux autres chemins de fer au Canada	67
			6 283		10 676	" "	Remises au réseau des Etats-Unis	68

Voir note(s) à la fin du tableau.

TABLE 2. Revenue Freight Carried by Railways Within Canada, 1979

No.	Commodity		Class I - Classe I		Class II - Classe II			
			Canadian National Canadien National	Canadian Pacific Canadien Pacifique	Algoma Central	British Columbia Railway	Canadian Southern (Consolidated Rail)	Chesapeake and Ohio
Crude materials, inedible (C.L.):								
300. Wood waste, n.e.s.:								
1	Number of railway cars loaded	carloads	6,440	1,053	-	-	-	-
2	Loaded onto railway cars in Canada	metric tonnes	298 888	29 045	-	-	-	-
3	Received from other railways in Canada	" "	-	-	-	-	-	-
4	Received from United States rail:	" "	1 527	222	233	-	816	-
5	Destined to Canadian points	" "	14	365	-	-	34	-
6	Destined to United States points	" "	545	626	-	-	444	197
6	Total freight traffic carried(1)	" "	300 974	30 258	233	-	1 294	197
7	Unloaded from railway cars in Canada	" "	294 438	24 085	-	-	34	-
8	Delivered to other railways in Canada	" "	92	4 108	233	-	-	-
9	Delivered to United States rail connections	" "	6 445	2 066	-	-	1 259	197
304. Waste materials, n.e.s.:								
10	Number of railway cars loaded	carloads	137	127	-	4	1	181
11	Loaded onto railway cars in Canada	metric tonnes	6 353	5 896	-	239	67	14 896
12	Received from other railways in Canada	" "	-	-	-	-	-	-
13	Received from United States rail:	" "	621	12 773	-	86	282	35
14	Destined to Canadian points	" "	6 631	349	-	-	972	-
15	Destined to United States points	" "	20 248	297	-	-	23	2 515
15	Total freight traffic carried(1)	" "	33 853	19 315	-	325	1 344	17 446
16	Unloaded from railway cars in Canada	" "	9 725	16 273	-	325	758	-
17	Delivered to other railways in Canada	" "	1 783	318	-	-	423	14 708
18	Delivered to United States rail connections	" "	22 346	2 723	-	-	162	2 738
993. Total:								
19	Number of railway cars loaded	carloads	525,386	368,038	31,556	48,429	1,191	264
20	Loaded onto railway cars in Canada	metric tonnes	34 319 763	27 724 873	2 391 073	2 942 102	75 116	20 723
21	Received from other railways in Canada	" "	-	-	-	-	-	-
22	Received from United States rail:	" "	3 070 763	1 839 557	65 062	75 451	275 536	888
23	Destined to Canadian points	" "	1 335 463	2 534 419	-	-	621 667	241 718
24	Destined to United States points	" "	93 708	74 014	-	-	19 100	184 628
24	Total freight traffic carried(1)	" "	38 819 697	32 172 863	2 456 135	3 017 553	991 419	447 939
25	Unloaded from railway cars in Canada	" "	35 414 274	29 964 801	2 267 093	2 892 098	228 960	238 751
26	Delivered to other railways in Canada	" "	2 000 711	999 596	37 099	116 961	407 750	20 372
27	Delivered to United States rail connections	" "	1 404 712	1 208 467	151 943	8 495	354 709	188 794
Section IV:								
Fabricated materials, inedible (C.L.):								
306. Leather and dressed furs and rubber fabricated materials:								
28	Number of railway cars loaded	carloads	114	27	-	-	-	-
29	Loaded onto railway cars in Canada	metric tonnes	4 331	575	-	-	-	-
30	Received from other railways in Canada	" "	-	-	-	-	-	-
31	Received from United States rail:	" "	75	121	-	-	-	-
32	Destined to Canadian points	" "	32	123	-	-	11	-
33	Destined to United States points	" "	-	41	-	-	-	-
33	Total freight traffic carried(1)	" "	4 438	860	-	-	11	-
34	Unloaded from railway cars in Canada	" "	3 531	525	-	-	-	-
35	Delivered to other railways in Canada	" "	907	294	-	-	11	-
36	Delivered to United States rail connections	" "	-	41	-	-	-	-
308. Lumber:								
37	Number of railway cars loaded	carloads	70,417	30,162	1,339	51,442	159	2
38	Loaded onto railway cars in Canada	metric tonnes	3 232 113	1 275 527	57 783	2 333 543	7 429	103
39	Received from other railways in Canada	" "	-	-	-	-	-	-
40	Received from United States rail:	" "	1 065 467	217 146	31 614	2 296	44 579	4 215
41	Destined to Canadian points	" "	124 247	111 520	-	-	1 466	667
42	Destined to United States points	" "	19 227	21 072	-	-	4 775	21 951
42	Total freight traffic carried(1)	" "	4 441 054	1 625 265	89 397	2 335 839	58 249	26 936
43	Unloaded from railway cars in Canada	" "	1 490 190	457 281	11 509	383 359	8 935	4 548
44	Delivered to other railways in Canada	" "	175 427	215 969	48 474	1 429 869	1 078	294
45	Delivered to United States rail connections	" "	2 775 437	952 015	29 414	522 611	48 236	22 094
310. Flooring:								
46	Number of railway cars loaded	carloads	45	103	-	15	4	-
47	Loaded onto railway cars in Canada	metric tonnes	1 800	4 220	-	211	97	-
48	Received from other railways in Canada	" "	-	-	-	-	-	-
49	Received from United States rail:	" "	417	42	-	12	-	-
50	Destined to Canadian points	" "	1 479	699	-	-	-	-
51	Destined to United States points	" "	-	46	-	-	-	27
51	Total freight traffic carried(1)	" "	3 696	5 007	-	223	97	82
52	Unloaded from railway cars in Canada	" "	2 993	2 313	-	223	-	-
53	Delivered to other railways in Canada	" "	449	1 938	-	-	74	-
54	Delivered to United States rail connections	" "	254	757	-	-	23	-

See footnote(s) at end of table.

TABLEAU 2. Marchandises payantes transportées par chemin de fer au Canada, 1979

Class II - Classe II				Classes III and IV	Grand total all Railways	Type de marchandise	No	
Northern Alberta	Ontario Northland	Quebec North Shore and Labrador	All other Tous autres	Classes III et IV	Total général tous chemins de fer			
							Matières brutes, non comestibles (charge complète):	
							300. Déchets de bois, n.d.a.:	
					7 493	wagon	Nombre de wagons chargés	1
					327 933	tonnes métriques	Chargées sur wagons au Canada	2
			807		3 605	" "	En provenance d'autres chemins de fer au Canada	3
					413	" "	En provenance des Etats-Unis	
			27		1 839	" "	A destination du Canada	4
						" "	A destination des Etats-Unis	5
			834		333 790	" "	Total du trafic marchandises transportées(1)	6
			50		318 607	" "	Déchargées du wagon au Canada	7
			751		5 184	" "	Remises aux autres chemins de fer au Canada	8
			33		10 000	" "	Remises au réseau des Etats-Unis	9
							304. Autres déchets, n.d.a.:	
11		219	77		757	wagon	Nombre de wagons chargés	10
523		10 336	2 891		41 201	tonnes métriques	Chargées sur wagons au Canada	11
	203	2 211	36 836		53 047	" "	En provenance d'autres chemins de fer au Canada	12
			1 046		8 998	" "	En provenance des Etats-Unis	
			3 334		26 417	" "	A destination du Canada	13
						" "	A destination des Etats-Unis	14
523	203	12 547	44 107		129 663	" "	Total du trafic marchandises transportées(1)	15
	203	12 547	1 387		41 218	" "	Déchargées du wagon au Canada	16
523			13 892		31 647	" "	Remises aux autres chemins de fer au Canada	17
			28 827		56 796	" "	Remises au réseau des Etats-Unis	18
							993. Total:	
4 535	36 429	291 890	380 044		1 687 762	wagon	Nombre de wagons chargés	19
275 917	2 878 146	28 617 524	32 090 103		131 335 350	tonnes métriques	Chargées sur wagons au Canada	20
						" "	En provenance d'autres chemins de fer au Canada	21
24 491	265 602	6 247 671	7 335 063		19 600 055	" "	En provenance des Etats-Unis	
			540 148		5 273 413	" "	A destination du Canada	22
			82 649	13 572	467 672	" "	A destination des Etats-Unis	23
700 408	3 143 748	34 865 195	40 047 963	13 572	156 676 490	" "	Total du trafic marchandises transportées(1)	24
40 083	595 843	28 619 233	32 150 798		132 451 964	" "	Déchargées du wagon au Canada	25
620 325	2 547 905	6 245 962	7 125 155		20 121 836	" "	Remises aux autres chemins de fer au Canada	26
			772 010	13 572	4 102 692	" "	Remises au réseau des Etats-Unis	27
							Section IV:	
							Demi-produits, non comestibles (charge complète):	
							306. Cuir, fourrures apprêtées et demi-produits en caoutchouc:	
		2	5		148	wagon	Nombre de wagons chargés	28
		47	107		5 060	tonnes métriques	Chargées sur wagons au Canada	29
249			271		716	" "	En provenance d'autres chemins de fer au Canada	30
			36		202	" "	En provenance des Etats-Unis	
					41	" "	A destination du Canada	31
						" "	A destination des Etats-Unis	32
249		47	414		6 019	" "	Total du trafic marchandises transportées(1)	33
249		47	105		4 457	" "	Déchargées du wagon au Canada	34
			202		1 414	" "	Remises aux autres chemins de fer au Canada	35
			107		148	" "	Remises au réseau des Etats-Unis	36
							308. Bois de construction:	
3 733	664	23	6 963		164 904	wagon	Nombre de wagons chargés	37
147 221	30 858	685	273 347		7 358 609	tonnes métriques	Chargées sur wagons au Canada	38
						" "	En provenance d'autres chemins de fer au Canada	39
64 891	67 709		684 905		2 182 822	" "	En provenance des Etats-Unis	
			22 963		260 863	" "	A destination du Canada	40
			28 978	23 408	119 411	" "	A destination des Etats-Unis	41
212 112	98 567	685	1 010 193	23 408	9 921 705	" "	Total du trafic marchandises transportées(1)	42
1 895	1 051	678	19 271		2 378 717	" "	Déchargées du wagon au Canada	43
210 216	97 516	7	198 615		2 377 465	" "	Remises aux autres chemins de fer au Canada	44
			792 305	23 408	5 165 520	" "	Remises au réseau des Etats-Unis	45
							310. Couvertures de sol:	
					167	wagon	Nombre de wagons chargés	46
					6 328	tonnes métriques	Chargées sur wagons au Canada	47
						" "	En provenance d'autres chemins de fer au Canada	48
			1 917		2 388	" "	En provenance des Etats-Unis	
			486		2 664	" "	A destination du Canada	49
					128	" "	A destination des Etats-Unis	50
			2 403		11 508	" "	Total du trafic marchandises transportées(1)	51
			1 268		6 797	" "	Déchargées du wagon au Canada	52
			42		2 503	" "	Remises aux autres chemins de fer au Canada	53
			1 093		2 209	" "	Remises au réseau des Etats-Unis	54

Voir note(s) à la fin du tableau

TABLE 2. Revenue Freight Carried by Railways Within Canada, 1979

Commodity		Class I - Classe I		Class II - Classe II			
		Canadian National Canadien National	Canadian Pacific Canadien Pacifique	Algoma Central	British Columbia Railway	Canada Southern (Consolidated Rail)	Chesapeake and Ohio
Fabricated materials, inedible (C.L.):							
312. Railway ties:							
1	Number of railway cars loaded	carloads	249	392	2	542	-
2	Loaded onto railway cars in Canada	metric tonnes	8 941	16 523	43	27 925	-
3	Received from other railways in Canada	" "	-	-	-	-	-
4	Received from United States rail:	" "	3 116	5 537	36	-	1 863
5	Destined to Canadian points	" "	1 832	37 334	-	-	4 335
6	Destined to United States points	" "	68	97	-	-	-
7	Total freight traffic carried(1)	" "	13 957	59 491	79	27 925	6 196
8	Unloaded from railway cars in Canada	" "	10 913	55 432	43	23 444	-
9	Delivered to other railways in Canada	" "	2 976	3 902	36	4 481	4 335
10	Delivered to United States rail connections	" "	68	157	-	-	1 863
11	Total freight traffic carried(1)	" "	13 957	59 491	79	27 925	6 196
314. Shingles and shakes of wood:							
10	Number of railway cars loaded	carloads	1,697	4,114	-	208	-
11	Loaded onto railway cars in Canada	metric tonnes	68 050	118 120	-	9 542	-
12	Received from other railways in Canada	" "	-	-	-	-	-
13	Received from United States rail:	" "	6 337	388	-	-	-
14	Destined to Canadian points	" "	109	219	-	-	27
15	Destined to United States points	" "	146	33	-	-	192
16	Total freight traffic carried(1)	" "	74 642	118 760	-	9 542	219
17	Unloaded from railway cars in Canada	" "	4 963	5 503	-	-	27
18	Delivered to other railways in Canada	" "	235	6 408	-	-	-
19	Delivered to United States rail connections	" "	69 443	106 848	-	9 542	192
316. Sawmill products, n.e.s.:							
19	Number of railway cars loaded	carloads	162	84	-	-	-
20	Loaded onto railway cars in Canada	metric tonnes	5 557	3 963	-	-	-
21	Received from other railways in Canada	" "	-	-	-	-	-
22	Received from United States rail:	" "	-	-	-	-	-
23	Destined to Canadian points	" "	241	85	-	-	-
24	Destined to United States points	" "	-	-	-	-	-
25	Total freight traffic carried(1)	" "	5 798	4 048	-	-	-
26	Unloaded from railway cars in Canada	" "	2 397	3 542	-	-	-
27	Delivered to other railways in Canada	" "	245	353	-	-	-
28	Delivered to United States rail connections	" "	3 156	153	-	-	-
318. Veneer:							
28	Number of railway cars loaded	carloads	1,897	1,852	133	2,964	-
29	Loaded onto railway cars in Canada	metric tonnes	74 513	87 783	4 741	155 155	-
30	Received from other railways in Canada	" "	-	-	-	-	-
31	Received from United States rail:	" "	27 342	35 848	232	-	1 308
32	Destined to Canadian points	" "	8 903	1 878	-	-	-
33	Destined to United States points	" "	-	7 267	-	-	-
34	Total freight traffic carried(1)	" "	110 758	132 756	4 973	155 155	1 308
35	Unloaded from railway cars in Canada	" "	90 685	86 244	40	45	108
36	Delivered to other railways in Canada	" "	3 460	9 944	3 420	137 157	-
37	Delivered to United States rail connections	" "	16 613	36 569	1 513	17 952	1 200
320. Plywood:							
37	Number of railway cars loaded	carloads	5,391	5,312	123	3,896	-
38	Loaded onto railway cars in Canada	metric tonnes	208 784	202 475	5 010	158 237	46
39	Received from other railways in Canada	" "	-	-	-	-	-
40	Received from United States rail:	" "	185 356	70 730	1 193	45	9 312
41	Destined to Canadian points	" "	13 619	9 629	-	-	396
42	Destined to United States points	" "	14 327	28 714	-	-	917
43	Total freight traffic carried(1)	" "	422 086	311 548	6 203	158 282	10 625
44	Unloaded from railway cars in Canada	" "	373 379	221 294	976	42 974	6 022
45	Delivered to other railways in Canada	" "	19 849	48 909	5 189	115 308	78
46	Delivered to United States rail connections	" "	28 858	41 345	38	-	4 525
322. Wood building boards, n.e.s.:							
46	Number of railway cars loaded	carloads	5,103	785	-	2	-
47	Loaded onto railway cars in Canada	metric tonnes	229 919	30 957	-	36	-
48	Received from other railways in Canada	" "	-	-	-	-	-
49	Received from United States rail:	" "	12 116	8 949	-	-	866
50	Destined to Canadian points	" "	20 424	15 515	-	-	-
51	Destined to United States points	" "	8 318	15 440	-	-	-
52	Total freight traffic carried(1)	" "	270 777	70 861	-	36	866
53	Unloaded from railway cars in Canada	" "	176 353	40 592	-	36	239
54	Delivered to other railways in Canada	" "	9 815	2 836	-	-	48
55	Delivered to United States rail connections	" "	84 609	27 433	-	-	627

See footnote(s) at end of table.

TABLEAU 2. Marchandises payantes transportées par chemin de fer au Canada, 1979

Northern Alberta	Class II - Classe II			Classes III and IV	Grand total all Railways	Type de marchandise	No	
	Ontario Northland	Quebec North Shore and Labrador	All other Tous autres					Classes III et IV
						Demi-produits, non comestibles (charge complète):		
						312. Traverses de chemin de fer:		
2	-	17	-	-	1,204	wagon	Nombre de wagons chargés	1
39	-	691	-	-	54 162	tonnes métriques	Chargées sur wagons au Canada	2
805	159	-	8 860	-	20 376	" "	En provenance d'autres chemins de fer au Canada	3
-	-	-	4 089	-	47 590	" "	En provenance des Etats-Unis:	
-	-	-	23	-	828	" "	A destination du Canada	4
-	-	-	-	-	-	" "	A destination des Etats-Unis	5
844	159	691	12 972	-	122 956	" "	Total du trafic marchandises transportées(1)	6
363	159	476	3 764	-	94 594	" "	Déchargées du wagon au Canada	7
481	-	215	9 136	-	25 562	" "	Remises aux autres chemins de fer au Canada	8
-	-	-	71	-	2 799	" "	Remises au réseau des Etats-Unis	9
						314. Bardeaux et bardeaux fendus:		
-	-	-	953	-	6,972	wagon	Nombre de wagons chargés	10
-	-	-	25 335	-	221 047	tonnes métriques	Chargées sur wagons au Canada	11
-	-	-	13 100	-	19 825	" "	En provenance d'autres chemins de fer au Canada	12
-	-	-	-	-	355	" "	En provenance des Etats-Unis:	
-	-	-	-	-	371	" "	A destination du Canada	13
-	-	-	-	-	-	" "	A destination des Etats-Unis	14
-	-	-	38 435	-	241 598	" "	Total du trafic marchandises transportées(1)	15
-	-	-	73	-	10 566	" "	Déchargées du wagon au Canada	16
-	-	-	9 212	-	15 855	" "	Remises aux autres chemins de fer au Canada	17
-	-	-	29 150	-	215 175	" "	Remises au réseau des Etats-Unis	18
						316. Sciages:		
-	-	-	-	-	246	wagon	Nombre de wagons chargés	19
-	-	-	-	-	9 520	tonnes métriques	Chargées sur wagons au Canada	20
-	-	-	128	-	177	" "	En provenance d'autres chemins de fer au Canada	21
-	-	-	-	-	326	" "	En provenance des Etats-Unis:	
-	-	-	-	-	-	" "	A destination du Canada	22
-	-	-	-	-	-	" "	A destination des Etats-Unis	23
-	-	-	128	-	10 023	" "	Total du trafic marchandises transportées(1)	24
-	-	-	128	-	6 116	" "	Déchargées du wagon au Canada	25
-	-	-	-	-	598	" "	Remises aux autres chemins de fer au Canada	26
-	-	-	-	-	3 309	" "	Remises au réseau des Etats-Unis	27
						318. Placages:		
-	-	-	875	-	7,721	wagon	Nombre de wagons chargés	28
-	-	-	43 712	-	365 884	tonnes métriques	Chargées sur wagons au Canada	29
230	-	-	77 511	-	142 471	" "	En provenance d'autres chemins de fer au Canada	30
-	-	-	2 911	-	13 692	" "	En provenance des Etats-Unis:	
-	-	-	-	-	7 267	" "	A destination du Canada	31
-	-	-	-	-	-	" "	A destination des Etats-Unis	32
230	-	-	124 134	-	529 314	" "	Total du trafic marchandises transportées(1)	33
-	-	-	47 553	-	224 675	" "	Déchargées du wagon au Canada	34
230	-	-	10 756	-	164 967	" "	Remises aux autres chemins de fer au Canada	35
-	-	-	65 826	-	139 673	" "	Remises au réseau des Etats-Unis	36
						320. Contre-plaques:		
328	186	6	1,433	-	16,676	wagon	Nombre de wagons chargés	37
11 577	7 881	83	63 610	-	657 703	tonnes métriques	Chargées sur wagons au Canada	38
3 048	4 832	-	18 417	-	296 537	" "	En provenance d'autres chemins de fer au Canada	39
-	-	-	4 264	-	28 141	" "	En provenance des Etats-Unis:	
-	-	-	488	-	56 323	" "	A destination du Canada	40
-	-	-	-	-	-	" "	A destination des Etats-Unis	41
14 625	12 713	83	86 779	-	1 038 704	" "	Total du trafic marchandises transportées(1)	42
2 082	4 824	83	4 021	-	659 492	" "	Déchargées du wagon au Canada	43
12 543	7 888	-	76 405	-	286 169	" "	Remises aux autres chemins de fer au Canada	44
-	-	-	6 355	-	93 044	" "	Remises au réseau des Etats-Unis	45
						322. Planches de bois de construction, n.d.a.:		
-	-	-	373	-	6,263	wagon	Nombre de wagons chargés	46
-	-	-	18 972	-	279 884	tonnes métriques	Chargées sur wagons au Canada	47
215	88	-	2 836	-	25 557	" "	En provenance d'autres chemins de fer au Canada	48
-	-	-	8 214	-	44 153	" "	En provenance des Etats-Unis:	
-	-	-	-	-	38 708	" "	A destination du Canada	49
-	-	-	-	-	-	" "	A destination des Etats-Unis	50
215	88	-	30 022	-	388 302	" "	Total du trafic marchandises transportées(1)	51
37	88	-	3 080	-	220 932	" "	Déchargées du wagon au Canada	52
182	-	-	15 181	-	27 990	" "	Remises aux autres chemins de fer au Canada	53
-	-	-	11 761	-	139 380	" "	Remises au réseau des Etats-Unis	54

Voir note(s) à la fin du tableau.

TABLE 2. Revenue Freight Carried by Railways Within Canada, 1979

No	Commodity		Class I - Classe I		Class II - Classe II			
			Canadian National Canadien National	Canadian Pacific Canadien Pacifique	Algoma Central	British Columbia Railway	Canada Southern (Consolidated Rail)	Chesapeake and Ohio
Fabricated materials, inedible (C.L.):								
324. Millwork (woodwork):								
1	Number of railway cars loaded	carloads	452	171	-	1	-	-
2	Loaded onto railway cars in Canada	metric tonnes	13 328	3 025	-	16	-	-
3	Received from other railways in Canada	" "	-	-	-	-	-	-
4	Received from United States rail:	" "	1 664	2 342	-	-	84	-
5	Destined to Canadian points	" "	5 877	1 517	-	-	36	44
6	Destined to United States points	" "	2 515	11 441	-	-	161	427
7	Total freight traffic carried(1)	" "	23 384	18 325	-	16	281	471
8	Unloaded from railway cars in Canada	" "	18 619	6 096	-	16	36	-
9	Delivered to other railways in Canada	" "	1 529	504	-	-	-	44
10	Delivered to United States rail connections	" "	3 236	11 725	-	-	245	427
326. Cooperage stock and box, crate and package stock:								
11	Number of railway cars loaded	carloads	7	38	-	1	5	-
12	Loaded onto railway cars in Canada	metric tonnes	118	639	-	27	95	-
13	Received from other railways in Canada	" "	-	-	-	-	-	-
14	Received from United States rail:	" "	6	116	-	5	64	-
15	Destined to Canadian points	" "	34	1 022	-	-	-	14
16	Destined to United States points	" "	692	1 610	-	-	-	86
17	Total freight traffic carried(1)	" "	850	3 387	-	32	159	100
18	Unloaded from railway cars in Canada	" "	132	1 734	-	32	95	14
19	Delivered to other railways in Canada	" "	27	24	-	-	-	-
20	Delivered to United States rail connections	" "	692	1 629	-	-	64	86
328. Other wood fabricated materials, n.e.s.:								
21	Number of railway cars loaded	carloads	426	546	-	7	-	-
22	Loaded onto railway cars in Canada	metric tonnes	13 727	18 121	-	251	-	-
23	Received from other railways in Canada	" "	-	-	-	-	-	-
24	Received from United States rail:	" "	213	2 329	-	-	1 276	48
25	Destined to Canadian points	" "	11 301	17 837	-	-	252	707
26	Destined to United States points	" "	1 008	3 279	-	-	132	129
27	Total freight traffic carried(1)	" "	26 249	41 566	-	251	1 660	884
28	Unloaded from railway cars in Canada	" "	16 772	28 042	-	128	173	707
29	Delivered to other railways in Canada	" "	210	2 995	-	123	79	-
30	Delivered to United States rail connections	" "	9 266	10 529	-	-	1 408	177
330. Wood pulp:								
31	Number of railway cars loaded	carloads	40 462	35 600	-	12 653	2	1
32	Loaded onto railway cars in Canada	metric tonnes	2 207 150	2 090 076	-	868 584	127	54
33	Received from other railways in Canada	" "	-	-	-	-	-	-
34	Received from United States rail:	" "	191 209	164 264	144 876	104 474	223 304	8 519
35	Destined to Canadian points	" "	91 634	33 942	-	-	1 347	58
36	Destined to United States points	" "	41 560	54 173	-	-	-	3 911
37	Total freight traffic carried(1)	" "	2 531 553	2 342 455	144 876	973 058	224 778	12 542
38	Unloaded from railway cars in Canada	" "	746 627	855 270	24 772	800 615	103	27
39	Delivered to other railways in Canada	" "	215 186	498 532	10 073	172 078	1 347	58
40	Delivered to United States rail connections	" "	1 569 740	988 654	110 032	365	223 328	12 457
332. Pulp, n.e.s.:								
41	Number of railway cars loaded	carloads	11	7	-	-	-	-
42	Loaded onto railway cars in Canada	metric tonnes	540	349	-	-	-	-
43	Received from other railways in Canada	" "	-	-	-	-	-	-
44	Received from United States rail:	" "	36	262	-	-	255	-
45	Destined to Canadian points	" "	1 964	1 772	-	-	218	-
46	Destined to United States points	" "	67	1 605	-	-	61	-
47	Total freight traffic carried(1)	" "	2 607	3 988	-	-	534	-
48	Unloaded from railway cars in Canada	" "	2 100	1 989	-	-	-	-
49	Delivered to other railways in Canada	" "	54	218	-	-	218	-
50	Delivered to United States rail connections	" "	453	1 781	-	-	316	-
334. Newsprint paper:								
51	Number of railway cars loaded	carloads	37 279	27 745	78	16	1	-
52	Loaded onto railway cars in Canada	metric tonnes	2 112 455	1 604 091	3 806	661	64	-
53	Received from other railways in Canada	" "	-	-	-	-	-	-
54	Received from United States rail:	" "	464 597	115 825	23 525	-	177 726	20 588
55	Destined to Canadian points	" "	607	16 630	-	-	24	-
56	Destined to United States points	" "	344	623	-	-	-	671
57	Total freight traffic carried(1)	" "	2 578 003	1 737 169	27 331	661	177 814	21 227
58	Unloaded from railway cars in Canada	" "	482 827	383 296	91	661	13 014	-
59	Delivered to other railways in Canada	" "	306 442	345 325	19 083	-	24	-
60	Delivered to United States rail connections	" "	1 788 733	1 008 547	8 157	-	164 776	21 227

See footnote(s) at end of table.

TABLEAU 2. Marchandises payantes transportées par chemin de fer au Canada, 1979

Class II - Classe II				Classes III and IV	Grand total all Railways	Type de marchandise	No
Northern Alberta	Ontario Northland	Quebec North Shore and Labrador	All other Tous autres				
						Demi-produits, non comestibles (charge complète):	
						324. Bois de menuiserie:	
		13	55		692	wagon	Nombre de wagons chargés
		203	1 397		17 969	tonnes métriques	Chargées sur wagons au Canada
124			379		4 593	" "	En provenance d'autres chemins de fer au Canada
			914		8 388	" "	En provenance des Etats-Unis:
					14 544	" "	A destination du Canada
						" "	A destination des Etats-Unis
124		203	2 690		45 494		Total du trafic marchandises transportées(1)
124		148	394		25 433	" "	Déchargées du wagon au Canada
		55	2 216		4 348	" "	Remises aux autres chemins de fer au Canada
			81		15 714	" "	Remises au réseau des Etats-Unis
							326. Ouvrages de tonnellerie, caisses et bois de layetier:
			4		55	wagon	Nombre de wagons chargés
			89		968	tonnes métriques	Chargées sur wagons au Canada
20			64		275	" "	En provenance d'autres chemins de fer au Canada
			22		1 092	" "	En provenance des Etats-Unis:
					2 388	" "	A destination du Canada
						" "	A destination des Etats-Unis
20			175		4 723		Total du trafic marchandises transportées(1)
			22		2 029	" "	Déchargées du wagon au Canada
20			64		135	" "	Remises aux autres chemins de fer au Canada
			89		2 560	" "	Remises au réseau des Etats-Unis
							328. Autre demi-produits en bois, n.d.a.:
	1	4	8		992	wagon	Nombre de wagons chargés
	64	119	386		32 668	tonnes métriques	Chargées sur wagons au Canada
278			1 521		5 665	" "	En provenance d'autres chemins de fer au Canada
			2 491		32 588	" "	En provenance des Etats-Unis:
			17		4 565	" "	A destination du Canada
						" "	A destination des Etats-Unis
278	64	119	4 415		75 496		Total du trafic marchandises transportées(1)
		119	1 594		47 535	" "	Déchargées du wagon au Canada
278	64		2 661		6 410	" "	Remises aux autres chemins de fer au Canada
			163		21 543	" "	Remises au réseau des Etats-Unis
							330. Pâte de bois:
			1 468		90 186	wagon	Nombre de wagons chargés
			80 164		5 246 155	tonnes métriques	Chargées sur wagons au Canada
29 825	79 087		375 709		1 321 267	" "	En provenance d'autres chemins de fer au Canada
			29 833		156 814	" "	En provenance des Etats-Unis:
			1 306	85 988	186 938	" "	A destination du Canada
						" "	A destination des Etats-Unis
29 825	79 087		487 012	85 988	6 911 174		Total du trafic marchandises transportées(1)
	56		28 151		2 455 621	" "	Déchargées du wagon au Canada
29 825	79 031		163 534		1 169 664	" "	Remises aux autres chemins de fer au Canada
			295 327	85 988	3 285 891	" "	Remises au réseau des Etats-Unis
							332. Pâte, n.d.a.:
					18	wagon	Nombre de wagons chargés
					889	tonnes métriques	Chargées sur wagons au Canada
			418		971	" "	En provenance d'autres chemins de fer au Canada
			736		4 690	" "	En provenance des Etats-Unis:
					1 733	" "	A destination du Canada
						" "	A destination des Etats-Unis
			1 154		8 283		Total du trafic marchandises transportées(1)
			815		4 904	" "	Déchargées du wagon au Canada
			291		781	" "	Remises aux autres chemins de fer au Canada
			48		2 598	" "	Remises au réseau des Etats-Unis
							334. Papier journal:
	4 321		10 628		80 068	wagon	Nombre de wagons chargés
	251 199		616 020		4 588 296	tonnes métriques	Chargées sur wagons au Canada
			455 813		1 481 526	" "	En provenance d'autres chemins de fer au Canada
			213		17 474	" "	En provenance des Etats-Unis:
					1 638	" "	A destination du Canada
						" "	A destination des Etats-Unis
474 683			1 072 046		6 088 934		Total du trafic marchandises transportées(1)
	22		9 845		889 756	" "	Déchargées du wagon au Canada
474 662			431 529		1 577 065	" "	Remises aux autres chemins de fer au Canada
			630 673		3 622 113	" "	Remises au réseau des Etats-Unis

Voir note(s) à la fin du tableau.

TABLE 2. Revenue Freight Carried by Railways Within Canada, 1979

No.	Commodity		Class I - Classe I		Class II - Classe II			
			Canadian National Canadien National	Canadian Pacific Canadien Pacifique	Algoma Central	British Columbia Railway	Canada Southern (Consolidated Rail)	Chesapeake and Ohio
Fabricated materials, inedible (C.L.):								
336. Groundwood printing and specialty paper:								
1	Number of railway cars loaded	carloads	6,497	4,950	-	-	45	-
2	Loaded onto railway cars in Canada	metric tonnes	315 490	204 638	-	-	838	-
3	Received from other railways in Canada	" "	-	-	-	-	-	-
4	Received from United States rail:	" "	1 451	5 860	2	59	39 480	351
5	Destined to Canadian points	" "	118 662	152 671	-	-	862	-
6	Destined to United States points	" "	526 735	328 620	-	-	-	32 807
6	Total freight traffic carried(1)	" "	962 338	691 789	2	59	41 180	33 158
7	Unloaded from railway cars in Canada	" "	209 922	119 248	-	59	-	-
8	Delivered to other railways in Canada	" "	2 855	150 474	2	-	862	-
9	Delivered to United States rail connections	" "	749 561	422 069	-	-	40 318	33 159
338. Book paper:								
10	Number of railway cars loaded	carloads	1	-	-	-	-	-
11	Loaded onto railway cars in Canada	metric tonnes	32	-	-	-	-	-
12	Received from other railways in Canada	" "	-	-	-	-	-	-
13	Received from United States rail:	" "	-	-	-	-	-	-
14	Destined to Canadian points	" "	-	-	-	-	-	-
15	Destined to United States points	" "	-	-	-	-	-	-
15	Total freight traffic carried(1)	" "	32	-	-	-	-	-
16	Unloaded from railway cars in Canada	" "	32	-	-	-	-	-
17	Delivered to other railways in Canada	" "	-	-	-	-	-	-
18	Delivered to United States rail connections	" "	-	-	-	-	-	-
340. Fine paper, tissue paper and sanitary paper:								
19	Number of railway cars loaded	carloads	447	879	-	40	1	1
20	Loaded onto railway cars in Canada	metric tonnes	11 694	20 913	-	542	45	38
21	Received from other railways in Canada	" "	-	-	-	-	-	-
22	Received from United States rail:	" "	1 313	5 483	-	-	8 703	-
23	Destined to Canadian points	" "	4 790	423	-	-	379	-
24	Destined to United States points	" "	14 848	18 761	-	-	-	17 184
24	Total freight traffic carried(1)	" "	32 645	45 580	-	542	9 127	17 200
25	Unloaded from railway cars in Canada	" "	9 525	11 544	-	542	-	-
26	Delivered to other railways in Canada	" "	356	8 734	-	-	379	-
27	Delivered to United States rail connections	" "	22 763	25 302	-	-	8 748	17 200
342. Wrapping paper:								
28	Number of railway cars loaded	carloads	2,408	2,298	-	1,133	-	-
29	Loaded onto railway cars in Canada	metric tonnes	106 212	77 240	-	67 974	-	-
30	Received from other railways in Canada	" "	-	-	-	-	-	-
31	Received from United States rail:	" "	8 855	11 551	45	262	4 979	765
32	Destined to Canadian points	" "	3 616	4 853	-	-	339	-
33	Destined to United States points	" "	5 491	24 509	-	-	-	1 386
33	Total freight traffic carried(1)	" "	124 174	118 153	45	68 236	5 318	2 151
34	Unloaded from railway cars in Canada	" "	86 124	55 126	45	63 531	17	670
35	Delivered to other railways in Canada	" "	9 065	12 790	-	4 706	322	95
36	Delivered to United States rail connections	" "	28 985	50 237	-	-	4 979	1 386
344. Paperboard, n.e.s.:								
37	Number of railway cars loaded	carloads	20,568	3,982	247	31	2	-
38	Loaded onto railway cars in Canada	metric tonnes	823 630	140 801	10 606	1 475	39	-
39	Received from other railways in Canada	" "	-	-	-	-	-	-
40	Received from United States rail:	" "	7 023	34 276	-	44	18 667	-
41	Destined to Canadian points	" "	59 003	47 335	-	-	2 976	58
42	Destined to United States points	" "	28 618	42 838	-	-	86	32 819
42	Total freight traffic carried(1)	" "	918 274	265 250	10 606	1 519	21 768	32 877
43	Unloaded from railway cars in Canada	" "	812 913	179 282	-	796	708	58
44	Delivered to other railways in Canada	" "	42 999	36 862	10 606	724	2 269	-
45	Delivered to United States rail connections	" "	62 364	49 106	-	-	18 792	32 819
346. Building paper:								
46	Number of railway cars loaded	carloads	1,673	1,983	-	112	-	-
47	Loaded onto railway cars in Canada	metric tonnes	61 168	76 968	-	1 745	-	-
48	Received from other railways in Canada	" "	-	-	-	-	-	-
49	Received from United States rail:	" "	390	1 448	-	18	1 649	-
50	Destined to Canadian points	" "	2 695	1 090	-	-	-	-
51	Destined to United States points	" "	-	45	-	-	-	-
51	Total freight traffic carried(1)	" "	64 253	79 551	-	1 763	1 654	-
52	Unloaded from railway cars in Canada	" "	39 792	65 180	-	1 763	-	-
53	Delivered to other railways in Canada	" "	903	2 439	-	-	-	-
54	Delivered to United States rail connections	" "	23 559	11 932	-	-	1 654	-

See footnote(s) at end of table.

TABLEAU 2. Marchandises payantes transportées par chemin de fer au Canada, 1979

Class II - Classe II				Classes III and IV	Grand total all Railways	Type de marchandise	No
Northern Alberta	Ontario Northland	Quebec North Shore and Labrador	All other Tous autres	Classes III et IV	Total général tous chemins de fer		
-	-	-	18	-	11 510	wagon	1
-	-	-	727	-	521 693	tonnes métriques	2
-	-	-	151 686	-	198 889	" "	3
-	-	-	7 868	-	280 063	" "	4
-	-	-	1 589	50 002	939 753	" "	5
-	-	-	161 870	50 002	1 940 398	" "	6
-	-	-	5 591	-	334 820	" "	7
-	-	-	35 836	-	190 029	" "	8
-	-	-	120 445	50 002	1 415 554	" "	9
Demi-produits, non comestibles (charge complète):							
336. Papier mécanique et papier spécial:							
-	-	-	-	-	1	wagon	10
-	-	-	-	-	32	tonnes métriques	11
-	-	-	-	-	-	" "	12
-	-	-	36	-	36	" "	13
-	-	-	-	-	-	" "	14
-	-	-	36	-	60	" "	15
-	-	-	-	-	32	" "	16
-	-	-	36	-	36	" "	17
-	-	-	-	-	-	" "	18
338. Papier d'édition:							
-	-	-	605	-	1 973	wagon	19
-	-	-	8 998	-	42 228	tonnes métriques	20
-	-	-	-	-	-	" "	21
-	24	-	10 641	-	26 164	" "	22
-	-	-	876	-	6 468	" "	23
-	-	-	-	-	50 773	" "	24
-	24	-	20 515	-	125 633	" "	25
-	-	-	1 346	-	22 957	" "	26
-	24	-	16 283	-	25 776	" "	27
-	-	-	2 888	-	76 901	" "	28
340. Papier fin, papier de soie et papier hygiénique:							
-	-	-	202	-	6 106	wagon	28
-	65	-	2 920	-	256 472	tonnes métriques	29
-	2 126	-	-	-	-	" "	30
103	-	-	11 020	-	37 560	" "	31
-	-	-	1 413	-	10 221	" "	32
-	-	-	511	-	31 897	" "	33
103	2 126	-	15 864	-	336 170	" "	34
-	-	-	271	-	205 784	" "	35
103	2 126	-	7 394	-	36 601	" "	36
-	-	-	8 199	-	93 786	" "	37
342. Papier d'emballage:							
-	-	-	29	-	24 859	wagon	37
-	-	-	1 478	-	978 029	tonnes métriques	38
-	-	-	-	-	-	" "	39
-	-	-	32 219	-	92 229	" "	40
-	-	-	31 532	-	140 904	" "	41
-	-	-	2 520	25	106 906	" "	42
-	-	-	67 749	25	1 318 068	" "	43
-	-	-	16 980	-	1 010 737	" "	44
-	-	-	41 466	-	134 926	" "	45
-	-	-	9 303	25	172 409	" "	46
344. Carton, n.d.a.:							
-	-	-	33	-	3 801	wagon	46
-	-	-	1 167	-	141 048	tonnes métriques	47
-	-	-	-	-	-	" "	48
-	-	-	3 267	-	6 769	" "	49
-	-	-	4 854	-	8 639	" "	50
-	-	-	-	-	53	" "	51
-	-	-	9 288	-	156 509	" "	52
-	-	-	5 569	-	112 304	" "	53
-	-	-	2 377	-	5 719	" "	54
-	-	-	1 342	-	38 487	" "	55

Voir note(s) à la fin du tableau.

TABLE 2. Revenue Freight Carried by Railways Within Canada, 1979

No.	Commodity		Class I - Classe I		Class II - Classe II			
			Canadian National Canadien National	Canadian Pacific Canadien Pacifique	Algoma Central	British Columbia Railway	Canada Southern (Consolidated Rail)	Chesapeake and Ohio
Fabricated materials, inedible (C.L.):								
348. Building board, n.e.s.:								
1	Number of railway cars loaded	carloads	946	1,420	2	301	55	-
2	Loaded onto railway cars in Canada	metric tonnes	35 806	39 487	79	4 861	3 507	-
3	Received from other railways in Canada	" "	-	-	-	-	-	-
4	Received from United States rail:	" "	9 801	4 871	6 305	140	556	-
5	Destined to Canadian points	" "	8 619	8 472	-	-	1 565	-
6	Destined to United States points	" "	1 409	6 930	-	-	-	1 653
6	Total freight traffic carried(1)	" "	55 635	59 760	6 226	5 001	5 628	1 653
7	Unloaded from railway cars in Canada	" "	38 391	40 886	4 600	4 931	-	-
8	Delivered to other railways in Canada	" "	1 963	10 514	1 625	69	5 072	-
9	Delivered to United States rail connections	" "	15 281	8 360	-	-	556	1 653
350. Paper, n.e.s.:								
10	Number of railway cars loaded	carloads	77	14	-	46	-	-
11	Loaded onto railway cars in Canada	metric tonnes	3 608	256	-	1 178	-	-
12	Received from other railways in Canada	" "	-	-	-	-	-	-
13	Received from United States rail:	" "	-	111	-	-	-	-
14	Destined to Canadian points	" "	-	67	-	-	-	-
15	Destined to United States points	" "	218	45	-	-	181	-
15	Total freight traffic carried(1)	" "	3 826	479	-	1 178	181	-
16	Unloaded from railway cars in Canada	" "	256	288	-	1 178	-	-
17	Delivered to other railways in Canada	" "	-	-	-	-	-	-
18	Delivered to United States rail connections	" "	3 570	191	-	-	181	-
352. Batts, batting, wadding and felt:								
19	Number of railway cars loaded	carloads	660	40	-	-	-	-
20	Loaded onto railway cars in Canada	metric tonnes	18 113	836	-	-	-	-
21	Received from other railways in Canada	" "	-	-	-	-	-	-
22	Received from United States rail:	" "	1 289	115	-	-	-	-
23	Destined to Canadian points	" "	3 495	190	-	-	-	-
24	Destined to United States points	" "	8	1 005	-	-	-	-
24	Total freight traffic carried(1)	" "	22 905	2 146	-	-	-	-
25	Unloaded from railway cars in Canada	" "	21 509	935	-	-	-	-
26	Delivered to other railways in Canada	" "	1 388	52	-	-	-	-
27	Delivered to United States rail connections	" "	8	1 159	-	-	-	-
354. Cordage, twine and rope:								
28	Number of railway cars loaded	carloads	28	73	-	-	-	-
29	Loaded onto railway cars in Canada	metric tonnes	1 196	1 517	-	-	-	-
30	Received from other railways in Canada	" "	-	-	-	-	-	-
31	Received from United States rail:	" "	138	93	-	-	-	-
32	Destined to Canadian points	" "	3 916	5 885	-	-	-	-
33	Destined to United States points	" "	-	218	-	-	-	44
33	Total freight traffic carried(1)	" "	5 250	7 713	-	-	-	44
34	Unloaded from railway cars in Canada	" "	5 068	7 495	-	-	-	-
35	Delivered to other railways in Canada	" "	181	-	-	-	-	-
36	Delivered to United States rail connections	" "	-	218	-	-	-	44
356. Cotton broad-woven fabrics:								
37	Number of railway cars loaded	carloads	23	100	-	-	-	-
38	Loaded onto railway cars in Canada	metric tonnes	716	1 077	-	-	-	-
39	Received from other railways in Canada	" "	-	-	-	-	-	-
40	Received from United States rail:	" "	-	17	-	-	-	-
41	Destined to Canadian points	" "	533	486	-	-	-	-
42	Destined to United States points	" "	23	11	-	-	-	-
42	Total freight traffic carried(1)	" "	1 272	1 591	-	-	-	-
43	Unloaded from railway cars in Canada	" "	1 249	1 056	-	-	-	-
44	Delivered to other railways in Canada	" "	-	-	-	-	-	-
45	Delivered to United States rail connections	" "	23	535	-	-	-	-
358. Jute broad-woven fabrics:								
46	Number of railway cars loaded	carloads	27	78	-	-	-	-
47	Loaded onto railway cars in Canada	metric tonnes	945	2 314	-	-	-	-
48	Received from other railways in Canada	" "	-	-	-	-	-	-
49	Received from United States rail:	" "	-	11	-	-	-	-
50	Destined to Canadian points	" "	86	61	-	-	-	-
51	Destined to United States points	" "	-	-	-	-	-	-
51	Total freight traffic carried(1)	" "	1 031	2 386	-	-	-	-
52	Unloaded from railway cars in Canada	" "	381	1 176	-	-	-	-
53	Delivered to other railways in Canada	" "	-	79	-	-	-	-
54	Delivered to United States rail connections	" "	650	1 131	-	-	-	-

See footnote(s) at end of table

TABLEAU 2. Marchandises payantes transportées par chemin de fer au Canada, 1979

Class II - Classe II				Classes III and IV Classes III et IV	Grand total all Railways Total général tous chemins de fer	Type de marchandise	No	
Northern Alberta	Ontario Northland	Quebec North Shore and Labrador	All other Tous autres					
						Demi-produits, non comestibles (charge complète):		
						348. Panneaux de construction, n.d.a.:		
		9	10		2 739	wagon	Nombre de wagons chargés	1
		175	271		84 028	tonnes métriques	Chargées sur wagons au Canada	2
1 935	279	-	8 165		32 052	" "	En provenance d'autres chemins de fer au Canada	3
			5 916		24 572	" "	En provenance des Etats-Unis	
			97		10 089	" "	A destination du Canada	4
						" "	A destination des Etats-Unis	5
1 935	279	175	14 449		150 741		Total du trafic marchandises transportées(1)	6
1 801	279	115	3 149		94 152	" "	Déchargées du wagon au Canada	7
134		60	10 408		29 845	" "	Remises aux autres chemins de fer au Canada	8
			892		26 742	" "	Remises au réseau des Etats-Unis	9
							350. Papier, n.d.a.:	
					137	wagon	Nombre de wagons chargés	10
					5 042	tonnes métriques	Chargées sur wagons au Canada	11
					111	" "	En provenance d'autres chemins de fer au Canada	12
			951		1 018	" "	En provenance des Etats-Unis	
			111		555	" "	A destination du Canada	13
						" "	A destination des Etats-Unis	14
			1 062		6 726		Total du trafic marchandises transportées(1)	15
			951		2 673	" "	Déchargées du wagon au Canada	16
			111		111	" "	Remises aux autres chemins de fer au Canada	17
					3 942	" "	Remises au réseau des Etats-Unis	18
							352. Ouate et bourre en masse ou en feuilles et feutre:	
			4		704	wagon	Nombre de wagons chargés	19
			123		19 072	tonnes métriques	Chargées sur wagons au Canada	20
					1 832	" "	En provenance d'autres chemins de fer au Canada	21
			528		5 025	" "	En provenance des Etats-Unis	
			1 340		1 013	" "	A destination du Canada	22
						" "	A destination des Etats-Unis	23
			1 991		27 042		Total du trafic marchandises transportées(1)	24
			1 483		23 927	" "	Déchargées du wagon au Canada	25
			292		1 732	" "	Remises aux autres chemins de fer au Canada	26
			215		1 382	" "	Remises au réseau des Etats-Unis	27
							354. Cordage, ficelle et corde:	
			3		104	wagon	Nombre de wagons chargés	28
			105		2 818	tonnes métriques	Chargées sur wagons au Canada	29
					570	" "	En provenance d'autres chemins de fer au Canada	30
136	93		110		10 127	" "	En provenance des Etats-Unis	
			326		262	" "	A destination du Canada	31
						" "	A destination des Etats-Unis	32
136	93		541		13 777		Total du trafic marchandises transportées(1)	33
136	93		294		13 086	" "	Déchargées du wagon au Canada	34
			142		323	" "	Remises aux autres chemins de fer au Canada	35
			105		367	" "	Remises au réseau des Etats-Unis	36
							356. Tissus larges de coton:	
			1		124	wagon	Nombre de wagons chargés	37
			21		1 814	tonnes métriques	Chargées sur wagons au Canada	38
					17	" "	En provenance d'autres chemins de fer au Canada	39
					1 173	" "	En provenance des Etats-Unis	
			154		69	" "	A destination du Canada	40
			35			" "	A destination des Etats-Unis	41
			210		3 073		Total du trafic marchandises transportées(1)	42
			109		2 414	" "	Déchargées du wagon au Canada	43
			80		80	" "	Remises aux autres chemins de fer au Canada	44
			21		579	" "	Remises au réseau des Etats-Unis	45
							358. Tissus larges de jute:	
					105	wagon	Nombre de wagons chargés	46
					3 259	tonnes métriques	Chargées sur wagons au Canada	47
					73	" "	En provenance d'autres chemins de fer au Canada	48
			62		147	" "	En provenance des Etats-Unis	
						" "	A destination du Canada	49
						" "	A destination des Etats-Unis	50
			62		3 479		Total du trafic marchandises transportées(1)	51
			62		1 619	" "	Déchargées du wagon au Canada	52
					79	" "	Remises aux autres chemins de fer au Canada	53
					1 781	" "	Remises au réseau des Etats-Unis	54

Voir note(s) à la fin du tableau.

TABLE 2. Revenue Freight Carried by Railways Within Canada, 1979

Commodity		Class I - Classe I		Class II - Classe II			
		Canadian National Canadien National	Canadian Pacific Canadien Pacifique	Algoma Central	British Columbia Railway	Canada Southern (Consolidated Rail)	Chesapeake and Ohio
Fabricated materials, inedible (C.L.):							
360. Textile fabricated materials, n.e.s.:							
1	Number of railway cars loaded	carloads	19	150	-	-	-
2	Loaded onto railway cars in Canada	metric tonnes	659	2 297	-	-	-
3	Received from other railways in Canada	" "	-	-	-	-	-
4	Received from United States rail	" "	-	249	26	-	98
5	Destined to Canadian points	" "	2 674	314	-	-	192
6	Destined to United States points	" "	207	356	-	-	-
7	Total freight traffic carried(1)	" "	3 540	3 216	26	-	290
8	Unloaded from railway cars in Canada	" "	3 012	2 628	-	-	151
9	Delivered to other railways in Canada	" "	172	-	26	-	41
10	Delivered to United States rail connections	" "	356	588	-	-	98
362. Animal oils and fats (excluding marine):							
11	Number of railway cars loaded	carloads	519	866	-	-	-
12	Loaded onto railway cars in Canada	metric tonnes	17 801	53 814	-	-	-
13	Received from other railways in Canada	" "	-	-	-	-	-
14	Received from United States rail	" "	237	50	-	-	-
15	Destined to Canadian points	" "	54	280	-	-	-
16	Destined to United States points	" "	68	39	-	-	431
17	Total freight traffic carried(1)	" "	18 160	54 183	-	-	431
18	Unloaded from railway cars in Canada	" "	15 144	54 007	-	-	-
19	Delivered to other railways in Canada	" "	2 867	137	-	-	-
20	Delivered to United States rail connections	" "	150	39	-	-	431
364. Fish and marine animal oils:							
21	Number of railway cars loaded	carloads	104	21	-	-	-
22	Loaded onto railway cars in Canada	metric tonnes	4 026	639	-	-	-
23	Received from other railways in Canada	" "	-	-	-	-	-
24	Received from United States rail	" "	78	64	-	-	142
25	Destined to Canadian points	" "	-	142	-	-	-
26	Destined to United States points	" "	21	305	-	-	-
27	Total freight traffic carried(1)	" "	4 125	1 150	-	-	142
28	Unloaded from railway cars in Canada	" "	1 746	112	-	-	-
29	Delivered to other railways in Canada	" "	294	680	-	-	-
30	Delivered to United States rail connections	" "	2 085	358	-	-	142
366. Cottonseed oil and linseed oil:							
31	Number of railway cars loaded	carloads	9	10	-	-	-
32	Loaded onto railway cars in Canada	metric tonnes	430	438	-	-	-
33	Received from other railways in Canada	" "	-	-	-	-	-
34	Received from United States rail	" "	-	55	-	-	125
35	Destined to Canadian points	" "	2 233	2 251	-	-	-
36	Destined to United States points	" "	-	164	-	-	38
37	Total freight traffic carried(1)	" "	2 663	2 908	-	-	125
38	Unloaded from railway cars in Canada	" "	2 663	2 562	-	-	-
39	Delivered to other railways in Canada	" "	-	182	-	-	-
40	Delivered to United States rail connections	" "	-	164	-	-	125
368. Soyabean oil:							
41	Number of railway cars loaded	carloads	93	53	-	-	-
42	Loaded onto railway cars in Canada	metric tonnes	3 995	3 541	-	-	-
43	Received from other railways in Canada	" "	-	-	-	-	-
44	Received from United States rail	" "	-	-	-	-	-
45	Destined to Canadian points	" "	444	12 414	-	-	-
46	Destined to United States points	" "	477	2 069	-	-	-
47	Total freight traffic carried(1)	" "	4 916	18 024	-	-	-
48	Unloaded from railway cars in Canada	" "	4 439	15 955	-	-	-
49	Delivered to other railways in Canada	" "	-	-	-	-	-
50	Delivered to United States rail connections	" "	477	2 069	-	-	-
370. Vegetable oils, and fats, n.e.s.:							
51	Number of railway cars loaded	carloads	1 676	2 210	-	2	-
52	Loaded onto railway cars in Canada	metric tonnes	97 134	129 372	-	75	-
53	Received from other railways in Canada	" "	-	-	-	-	-
54	Received from United States rail	" "	77 333	3 185	-	123	-
55	Destined to Canadian points	" "	8 683	5 965	-	-	6 123
56	Destined to United States points	" "	113	391	-	-	-
57	Total freight traffic carried(1)	" "	183 263	138 913	-	198	6 123
58	Unloaded from railway cars in Canada	" "	173 587	111 664	-	199	-
59	Delivered to other railways in Canada	" "	8 761	24 477	-	-	6 123
60	Delivered to United States rail connections	" "	915	2 771	-	-	-

See footnote(s) at end of table.

TABLEAU 2. Marchandises payantes transportées par chemin de fer au Canada, 1979

Class II - Classe II				Classes III and IV	Grand total all Railways	Type de marchandise	No	
Northern Alberta	Ontario Northland	Quebec North Shore and Labrador	All other Tous autres	Classes III et IV	Total général tous chemins de fer			
			2		171	wagon	Demi-produits, non comestibles (charge complète):	1
			72		3 028	tonnes métriques	360. Demi-produits en matières textiles, n.d.a.:	2
	103		41		517	" "	Nombre de wagons chargés	3
			3 855		7 035	" "	Chargées sur wagons au Canada	4
			11		653	" "	En provenance d'autres chemins de fer au Canada	5
	103		3 979		11 233	" "	En provenance des Etats-Unis:	6
						" "	A destination du Canada	7
	103		3 539		9 433	" "	A destination des Etats-Unis	8
			355		594	" "	Total du trafic marchandises transportées(1)	9
			83		1 204	" "	Déchargées du wagon au Canada	10
						" "	Remises aux autres chemins de fer au Canada	11
						" "	Remises au réseau des Etats-Unis	12
			1		1,386	wagon	362. Huiles et corps gras d'origine animale (sauf marins):	13
			27		71 642	tonnes métriques	Nombre de wagons chargés	14
						" "	Chargées sur wagons au Canada	15
			3 701		3 988	" "	En provenance d'autres chemins de fer au Canada	16
			68		402	" "	En provenance des Etats-Unis:	17
					538	" "	A destination du Canada	18
			3 796		76 570	" "	A destination des Etats-Unis	19
						" "	Total du trafic marchandises transportées(1)	20
			3 769		72 920	" "	Déchargées du wagon au Canada	21
			27		3 031	" "	Remises aux autres chemins de fer au Canada	22
					620	" "	Remises au réseau des Etats-Unis	23
			5		130	wagon	364. Huiles de poissons et d'animaux marins:	24
			190		4 855	tonnes métriques	Nombre de wagons chargés	25
						" "	Chargées sur wagons au Canada	26
			1 288		1 572	" "	En provenance d'autres chemins de fer au Canada	27
					142	" "	En provenance des Etats-Unis:	28
					326	" "	A destination du Canada	29
			1 478		6 895	" "	A destination des Etats-Unis	30
						" "	Total du trafic marchandises transportées(1)	31
			267		2 125	" "	Déchargées du wagon au Canada	32
			277		1 251	" "	Remises aux autres chemins de fer au Canada	33
			934		3 519	" "	Remises au réseau des Etats-Unis	34
						" "	366. Huile de coton et huile de lin:	35
						" "	Nombre de wagons chargés	36
					19	wagon	Chargées sur wagons au Canada	37
					868	tonnes métriques	En provenance d'autres chemins de fer au Canada	38
			182		362	" "	En provenance des Etats-Unis:	39
			260		4 744	" "	A destination du Canada	40
					202	" "	A destination des Etats-Unis	41
			442		6 176	" "	Total du trafic marchandises transportées(1)	42
						" "	Déchargées du wagon au Canada	43
			204		5 429	" "	Remises aux autres chemins de fer au Canada	44
			238		420	" "	Remises au réseau des Etats-Unis	45
					327	" "	368. Huile de soja:	46
						" "	Nombre de wagons chargés	47
					146	wagon	Chargées sur wagons au Canada	48
					7 536	tonnes métriques	En provenance d'autres chemins de fer au Canada	49
						" "	En provenance des Etats-Unis:	50
			749		13 607	" "	A destination du Canada	51
					2 546	" "	A destination des Etats-Unis	52
			749		23 689	" "	Total du trafic marchandises transportées(1)	53
						" "	Déchargées du wagon au Canada	54
			749		21 143	" "	Remises aux autres chemins de fer au Canada	55
						" "	Remises au réseau des Etats-Unis	56
					2 546	" "	370. Huiles et corps gras d'origine végétale, n.d.a.:	57
						" "	Nombre de wagons chargés	58
					4,756	wagon	Chargées sur wagons au Canada	59
					288 232	tonnes métriques	En provenance d'autres chemins de fer au Canada	60
			13 453		94 094	" "	En provenance des Etats-Unis:	61
			1 527		22 298	" "	A destination du Canada	62
					1 934	" "	A destination des Etats-Unis	63
			14 997		406 558	" "	Total du trafic marchandises transportées(1)	64
						" "	Déchargées du wagon au Canada	65
			12 821		298 271	" "	Remises aux autres chemins de fer au Canada	66
			2 159		103 154	" "	Remises au réseau des Etats-Unis	67
			17		5 133	" "		68

Voir note(s) à la fin du tableau

TABLE 2. Revenue Freight Carried by Railways Within Canada, 1979

No.	Commodity		Class I - Classe I		Class II - Classe II			
			Canadian National Canadien National	Canadian Pacific Canadien Pacifique	Algoma Central	British Columbia Railway	Canada Southern (Consolidated Rail)	Chesapeake and Ohio
Fabricated materials, inedible (C.L.):								
372. Chemically modified oils, fats and waxes and their derivatives:								
1	Number of railway cars loaded	carloads	104	111	-	-	-	-
2	Loaded onto railway cars in Canada	metric tonnes	3 746	5 644	-	-	-	-
3	Received from other railways in Canada	" "	-	-	-	-	-	-
4	Received from United States rail	" "	27	769	-	-	-	-
5	Destined to Canadian points	" "	3 537	1 622	-	-	615	137
6	Destined to United States points	" "	38	68	-	-	-	601
7	Total freight traffic carried(1)	" "	7 348	8 103	-	-	615	738
8	Unloaded from railway cars in Canada	" "	6 996	6 506	-	-	-	137
9	Delivered to other railways in Canada	" "	64	64	-	-	615	-
10	Delivered to United States rail connections	" "	288	1 533	-	-	-	601
374. Turpentine, rosin and rosin oils, spirits and acids:								
11	Number of railway cars loaded	carloads	48	72	-	1	-	-
12	Loaded onto railway cars in Canada	metric tonnes	1 524	2 866	-	34	-	-
13	Received from other railways in Canada	" "	-	-	-	-	-	-
14	Received from United States rail	" "	-	1 358	-	-	-	-
15	Destined to Canadian points	" "	4 149	5 145	-	633	475	2 626
16	Destined to United States points	" "	-	1 917	-	-	-	-
17	Total freight traffic carried(1)	" "	5 673	11 286	-	667	475	2 626
18	Unloaded from railway cars in Canada	" "	5 565	9 301	-	667	-	2 626
19	Delivered to other railways in Canada	" "	109	64	-	-	475	-
20	Delivered to United States rail connections	" "	-	1 920	-	-	-	-
376. Gum, wood and vegetable extracts:								
21	Number of railway cars loaded	carloads	727	668	-	-	-	-
22	Loaded onto railway cars in Canada	metric tonnes	39 318	39 083	-	-	-	-
23	Received from other railways in Canada	" "	-	-	-	-	-	-
24	Received from United States rail	" "	3 527	3 377	-	-	223	-
25	Destined to Canadian points	" "	5 742	3 905	-	-	943	85
26	Destined to United States points	" "	18	2 955	-	-	34	197
27	Total freight traffic carried(1)	" "	48 605	49 320	-	-	1 200	282
28	Unloaded from railway cars in Canada	" "	20 313	28 758	-	-	73	80
29	Delivered to other railways in Canada	" "	1 942	2 058	-	-	870	-
30	Delivered to United States rail connections	" "	26 351	18 504	-	-	258	197
378. Carbon blacks:								
31	Number of railway cars loaded	carloads	1 527	996	-	-	-	79
32	Loaded onto railway cars in Canada	metric tonnes	73 759	22 668	-	-	-	2 600
33	Received from other railways in Canada	" "	-	-	-	-	-	-
34	Received from United States rail	" "	-	2 454	-	82	1 105	136
35	Destined to Canadian points	" "	7 595	371	-	-	17	-
36	Destined to United States points	" "	-	997	-	-	932	-
37	Total freight traffic carried(1)	" "	81 354	26 490	-	82	2 054	2 736
38	Unloaded from railway cars in Canada	" "	80 139	14 233	-	82	17	-
39	Delivered to other railways in Canada	" "	44	1 270	-	-	-	2 500
40	Delivered to United States rail connections	" "	1 170	10 987	-	-	2 037	236
380. Chemical elements:								
41	Number of railway cars loaded	carloads	6 898	225	-	-	3	1,147
42	Loaded onto railway cars in Canada	metric tonnes	444 794	9 131	-	-	245	91 266
43	Received from other railways in Canada	" "	-	-	-	-	-	-
44	Received from United States rail	" "	1 538	97 953	104	-	-	-
45	Destined to Canadian points	" "	3 016	11 480	-	-	1 484	18
46	Destined to United States points	" "	45	334	-	-	153	2 983
47	Total freight traffic carried(1)	" "	449 393	118 898	104	-	1 882	94 267
48	Unloaded from railway cars in Canada	" "	330 291	114 074	54	-	55	671
49	Delivered to other railways in Canada	" "	41 378	2 045	50	-	1 429	48 665
50	Delivered to United States rail connections	" "	77 726	2 779	-	-	398	44 930
382. Sulphuric acid:								
51	Number of railway cars loaded	carloads	5,463	4,163	-	148	202	-
52	Loaded onto railway cars in Canada	metric tonnes	397 370	367 798	-	11 268	18 009	-
53	Received from other railways in Canada	" "	-	-	-	-	-	-
54	Received from United States rail	" "	125 115	84 502	-	2 594	173 604	63 126
55	Destined to Canadian points	" "	6 877	650	-	-	9 372	-
56	Destined to United States points	" "	-	414	-	-	145	-
57	Total freight traffic carried(1)	" "	529 362	453 364	-	13 862	201 130	63 126
58	Unloaded from railway cars in Canada	" "	482 303	124 075	-	13 617	139 576	63 126
59	Delivered to other railways in Canada	" "	42 777	266 753	-	245	1 007	-
60	Delivered to United States rail connections	" "	4 282	62 536	-	-	60 548	-

See footnote(s) at end of table.

TABLEAU 2. Marchandises payantes transportées par chemin de fer au Canada, 1979

Class II - Classe II				Classes III and IV	Grand total all Railways	Type de marchandise	No
Northern Alberta	Ontario Northland	Quebec North Shore and Labrador	All other Tous autres				
						Demi-produits, non comestibles (charge complète):	
						372. Huiles, corps gras et cires modifiés chimiquement et leurs dérivés:	
					215	wagon	Nombre de wagons chargés
					9 390	tonnes métriques	Chargées sur wagons au Canada
			698		1 494	" "	En provenance d'autres chemins de fer au Canada
			188		6 099	" "	En provenance des Etats-Unis:
					707	" "	A destination du Canada
						" "	A destination des Etats-Unis
			886		17 690	" "	Total du trafic marchandises transportées(1)
					13 756	" "	Déchargées du wagon au Canada
					1 429	" "	Remises aux autres chemins de fer au Canada
			83		2 505	" "	Remises au réseau des Etats-Unis
							374. Térébenthine, colophane et huiles, essences et acides, de colophane:
			1		122	wagon	Nombre de wagons chargés
			38		4 462	tonnes métriques	Chargées sur wagons au Canada
					1 429	" "	En provenance d'autres chemins de fer au Canada
			71		14 303	" "	En provenance des Etats-Unis:
			1 275		1 917	" "	A destination du Canada
						" "	A destination des Etats-Unis
			1 384		22 111	" "	Total du trafic marchandises transportées(1)
					18 439	" "	Déchargées du wagon au Canada
			280		1 714	" "	Remises aux autres chemins de fer au Canada
			1 066		1 958	" "	Remises au réseau des Etats-Unis
			38				
							376. Extraits de gomme, de bois et de végétaux:
			5		1 400	wagon	Nombre de wagons chargés
			132		78 533	tonnes métriques	Chargées sur wagons au Canada
					11 552	" "	En provenance d'autres chemins de fer au Canada
28	95		4 302		16 135	" "	En provenance des Etats-Unis:
			5 460		3 204	" "	A destination du Canada
						" "	A destination des Etats-Unis
28	95		9 894		109 424	" "	Total du trafic marchandises transportées(1)
					50 856	" "	Déchargées du wagon au Canada
			1 504		11 214	" "	Remises aux autres chemins de fer au Canada
			6 344		47 356	" "	Remises au réseau des Etats-Unis
			2 046				
							378. Noirs de carbone:
					2 602	wagon	Nombre de wagons chargés
					99 027	tonnes métriques	Chargées sur wagons au Canada
					4 948	" "	En provenance d'autres chemins de fer au Canada
			1 171		8 049	" "	En provenance des Etats-Unis:
			66		1 929	" "	A destination du Canada
						" "	A destination des Etats-Unis
			1 237		113 953	" "	Total du trafic marchandises transportées(1)
					94 555	" "	Déchargées du wagon au Canada
			84		4 946	" "	Remises aux autres chemins de fer au Canada
			1 132		14 451	" "	Remises au réseau des Etats-Unis
			21				
							380. Eléments chimiques:
					8 652	wagon	Nombre de wagons chargés
			312		564 232	tonnes métriques	Chargées sur wagons au Canada
			18 089		118 964	" "	En provenance d'autres chemins de fer au Canada
					40 417	" "	En provenance des Etats-Unis:
			12 780		16 032	" "	A destination du Canada
			24 419	12 517		" "	A destination des Etats-Unis
						" "	Total du trafic marchandises transportées(1)
			6 595	701	739 645	" "	
					475 651	" "	Déchargées du wagon au Canada
			6		116 414	" "	Remises aux autres chemins de fer au Canada
			6 589		147 581	" "	Remises au réseau des Etats-Unis
			16 258	12 517			
			9 231				
							382. Acide sulfurique:
					12 072	wagon	Nombre de wagons chargés
			67		956 710	tonnes métriques	Chargées sur wagons au Canada
			4 428		630 336	" "	En provenance d'autres chemins de fer au Canada
					20 941	" "	En provenance des Etats-Unis:
			175 830		559	" "	A destination du Canada
			4 042			" "	A destination des Etats-Unis
						" "	Total du trafic marchandises transportées(1)
			184 300		1 608 546	" "	
					889 824	" "	Déchargées du wagon au Canada
			62 332		590 959	" "	Remises aux autres chemins de fer au Canada
			4 795		127 763	" "	Remises au réseau des Etats-Unis
			153 763				
			397				

Voir note(s) à la fin du tableau.

TABLE 2. Revenue Freight Carried by Railways Within Canada, 1979

No.	Commodity		Class I - Classe I		Class II - Classe II			
			Canadian National Canadien National	Canadian Pacific Canadien Pacifique	Algoma Central	British Columbia Railway	Canada Southern (Consolidated Rail)	Chesapeake and Ohio
Fabricated materials, inedible (C.L.):								
384. Inorganic acids and oxygen compounds of non-metals or metalloids, n.e.s.:								
1	Number of railway cars loaded	carloads	1,384	1,573	-	-	131	107
2	Loaded onto railway cars in Canada	metric tonnes	82 615	81 417	-	-	6 459	5 705
3	Received from other railways in Canada	" "	-	-	-	-	-	-
4	Received from United States rail:	" "	1 206	5 971	343	-	2 521	-
5	Destined to Canadian points	" "	6 579	8 110	-	-	1 313	5 371
6	Destined to United States points	" "	-	677	-	-	-	5 015
6	Total freight traffic carried(1)	" "	90 400	96 175	343	-	10 293	16 091
7	Unloaded from railway cars in Canada	" "	69 083	55 810	-	-	18	5 517
8	Delivered to other railways in Canada	" "	3 671	9 610	343	-	1 295	641
9	Delivered to United States rail connections	" "	17 646	30 755	-	-	8 980	9 934
386. Sodium hydroxide:								
10	Number of railway cars loaded	carloads	6	1	-	-	-	22
11	Loaded onto railway cars in Canada	metric tonnes	295	79	-	-	-	1 897
12	Received from other railways in Canada	" "	-	-	-	-	-	-
13	Received from United States rail:	" "	-	200	-	-	-	57
14	Destined to Canadian points	" "	-	54	-	-	-	-
15	Destined to United States points	" "	-	54	-	-	-	-
15	Total freight traffic carried(1)	" "	295	387	-	-	-	1 954
16	Unloaded from railway cars in Canada	" "	135	333	-	-	-	57
17	Delivered to other railways in Canada	" "	160	-	-	-	-	1 897
18	Delivered to United States rail connections	" "	-	54	-	-	-	-
388. Inorganic bases and metallic oxides, hydroxides, and peroxides, n.e.s.:								
19	Number of railway cars loaded	carloads	11,750	7,548	-	-	3	1,774
20	Loaded onto railway cars in Canada	metric tonnes	777 346	532 321	-	-	144	127 315
21	Received from other railways in Canada	" "	-	-	-	-	-	-
22	Received from United States rail:	" "	10 224	136 743	552	-	867	64
23	Destined to Canadian points	" "	61 317	5 848	-	-	5 224	3 712
24	Destined to United States points	" "	277	13 251	-	-	-	5 250
24	Total freight traffic carried(1)	" "	849 164	688 163	552	-	6 235	136 456
25	Unloaded from railway cars in Canada	" "	687 316	256 743	-	-	1 377	22 642
26	Delivered to other railways in Canada	" "	86 210	27 256	552	-	4 723	71 382
27	Delivered to United States rail connections	" "	75 637	404 163	-	-	135	42 476
390. Sodium sulphate:								
28	Number of railway cars loaded	carloads	1,526	4,423	-	726	-	-
29	Loaded onto railway cars in Canada	metric tonnes	101 583	369 955	-	62 921	-	-
30	Received from other railways in Canada	" "	-	-	-	-	-	-
31	Received from United States rail:	" "	49 302	13 147	3 460	15 675	6 863	-
32	Destined to Canadian points	" "	91	1 252	-	-	-	94
33	Destined to United States points	" "	-	-	-	-	-	-
33	Total freight traffic carried(1)	" "	150 976	384 354	3 460	78 596	6 863	94
34	Unloaded from railway cars in Canada	" "	105 549	180 858	254	72 417	-	94
35	Delivered to other railways in Canada	" "	11 620	69 152	3 206	6 179	-	-
36	Delivered to United States rail connections	" "	33 806	134 344	-	-	6 863	-
392. Sodium carbonate:								
37	Number of railway cars loaded	carloads	1,906	2,091	-	-	61	2
38	Loaded onto railway cars in Canada	metric tonnes	129 877	147 244	-	-	4 598	159
39	Received from other railways in Canada	" "	-	-	-	-	-	-
40	Received from United States rail:	" "	1 859	3 909	-	-	1 101	-
41	Destined to Canadian points	" "	69 574	51 233	-	7 558	325	-
42	Destined to United States points	" "	2 744	298	-	-	450	54
42	Total freight traffic carried(1)	" "	204 054	202 684	-	7 558	6 474	213
43	Unloaded from railway cars in Canada	" "	199 822	170 038	-	7 558	-	159
44	Delivered to other railways in Canada	" "	1 488	32 344	-	-	779	-
45	Delivered to United States rail connections	" "	2 744	303	-	-	5 694	54
394. Metallic salts and peroxy-salts of inorganic acids, n.e.s.:								
46	Number of railway cars loaded	carloads	2,207	1,456	-	-	118	32
47	Loaded onto railway cars in Canada	metric tonnes	131 959	104 353	-	-	4 726	1 244
48	Received from other railways in Canada	" "	-	-	-	-	-	-
49	Received from United States rail:	" "	52 859	64 025	109	-	1 602	244
50	Destined to Canadian points	" "	51 778	35 542	-	-	7 385	8 711
51	Destined to United States points	" "	793	1 351	-	-	303	47 111
51	Total freight traffic carried(1)	" "	237 389	205 271	109	-	14 016	57 313
52	Unloaded from railway cars in Canada	" "	204 132	152 834	109	-	4 608	7 086
53	Delivered to other railways in Canada	" "	13 106	32 605	-	-	2 777	1 941
54	Delivered to United States rail connections	" "	20 151	19 830	-	-	6 631	48 289

See footnote(s) at end of table.

TABLEAU 2. Marchandises payantes transportées par chemin de fer au Canada, 1979

Class II - Classe II				Classes III and IV Classes III et IV	Grand total all Railways Total général tous chemins de fer	Type de marchandise	No	
Northern Alberta	Ontario Northland	Quebec North Shore and Labrador	All other Tous autres					
-	-	-	97	-	3 292	wagon	Demi-produits, non comestibles (charge complète):	1
-	-	-	5 313	-	181 509	tonnes métriques	384. Acides inorganiques et composés d'oxygène de produits non métalliques ou de métalloïdes, n.d.a.:	2
266	2 928	-	3 845	-	17 080	" "	Nombre de wagons chargés	3
-	-	-	2 551	-	23 924	" "	Chargées sur wagons au Canada	4
-	-	-	-	-	5 692	" "	En provenance d'autres chemins de fer au Canada	5
266	2 928	-	11 709	-	228 205	" "	En provenance des Etats-Unis:	6
205	2 496	-	2 007	-	135 136	" "	A destination du Canada	7
61	433	-	5 452	-	21 506	" "	A destination des Etats-Unis	8
-	-	-	4 249	-	71 564	" "	Total du trafic marchandises transportées(1)	9
-	-	-	-	-	-	-	386. Hydroxyde de sodium:	
-	-	-	-	-	29	wagon	Nombre de wagons chargés	10
-	-	-	-	-	2 271	tonnes métriques	Chargées sur wagons au Canada	11
-	27 252	-	-	-	27 509	" "	En provenance d'autres chemins de fer au Canada	12
-	-	-	122	-	176	" "	En provenance des Etats-Unis:	13
-	-	-	-	-	54	" "	A destination du Canada	14
-	27 252	-	122	-	30 010	" "	A destination des Etats-Unis	15
-	18 321	-	85	-	18 931	" "	Total du trafic marchandises transportées(1)	16
-	8 931	-	36	-	11 024	" "	Déchargées du wagon au Canada	17
-	-	-	-	-	54	" "	Remises aux autres chemins de fer au Canada	18
-	-	-	-	-	-	-	Remises au réseau des Etats-Unis	
1	-	-	94	-	21 170	wagon	388. Bases inorganiques et oxydes, hydroxydes et peroxydes métalliques, n.d.a.:	19
73	-	-	7 725	-	1 444 964	tonnes métriques	Nombre de wagons chargés	20
2 160	4 159	-	7 678	-	162 447	" "	Chargées sur wagons au Canada	21
-	-	-	6 070	-	82 237	" "	En provenance d'autres chemins de fer au Canada	22
-	-	-	89	19 399	38 273	" "	En provenance des Etats-Unis:	23
3 233	4 159	-	21 562	19 399	1 727 921	" "	A destination du Canada	24
2 130	-	-	6 468	-	976 706	" "	A destination des Etats-Unis	25
73	4 159	-	12 821	19 399	207 127	" "	Total du trafic marchandises transportées(1)	26
-	-	-	2 273	-	544 085	" "	Déchargées du wagon au Canada	27
-	-	-	-	-	-	-	Remises aux autres chemins de fer au Canada	
-	-	-	-	-	-	-	Remises au réseau des Etats-Unis	
-	-	-	-	-	6 675	wagon	390. Sulfate de sodium:	28
-	-	-	-	-	534 459	tonnes métriques	Nombre de wagons chargés	29
-	1 989	-	8 306	-	98 742	" "	Chargées sur wagons au Canada	30
-	-	-	-	-	1 437	" "	En provenance d'autres chemins de fer au Canada	31
-	-	-	-	4 213	4 213	" "	En provenance des Etats-Unis:	32
-	1 989	-	8 306	4 213	638 851	" "	A destination du Canada	33
-	-	-	368	-	359 540	" "	A destination des Etats-Unis	34
-	1 989	-	6 860	-	99 006	" "	Total du trafic marchandises transportées(1)	35
-	-	-	1 078	4 213	180 304	" "	Déchargées du wagon au Canada	36
-	-	-	-	-	-	-	Remises aux autres chemins de fer au Canada	
-	-	-	-	-	-	-	Remises au réseau des Etats-Unis	
-	-	-	1 247	-	5 307	wagon	392. Carbonate de sodium:	37
-	-	-	107 600	-	389 478	tonnes métriques	Nombre de wagons chargés	38
-	3 924	-	48 529	-	59 322	" "	Chargées sur wagons au Canada	39
-	-	-	44 228	-	172 918	" "	En provenance d'autres chemins de fer au Canada	40
-	-	-	-	-	3 546	" "	En provenance des Etats-Unis:	41
-	3 924	-	200 357	-	625 264	" "	A destination du Canada	42
-	1 956	-	176 198	-	555 731	" "	A destination des Etats-Unis	43
-	1 968	-	24 028	-	60 607	" "	Total du trafic marchandises transportées(1)	44
-	-	-	130	-	8 925	" "	Déchargées du wagon au Canada	45
-	-	-	-	-	-	-	Remises aux autres chemins de fer au Canada	
-	-	-	-	-	-	-	Remises au réseau des Etats-Unis	
-	40	-	848	-	4 701	wagon	394. Seis et persels métalliques d'acides inorganiques, n.d.a.:	46
-	2 179	-	54 151	-	298 612	tonnes métriques	Nombre de wagons chargés	47
1 665	2 869	-	17 761	-	141 134	" "	Chargées sur wagons au Canada	48
-	-	-	20 294	-	123 713	" "	En provenance d'autres chemins de fer au Canada	49
-	-	-	87	3 499	53 144	" "	En provenance des Etats-Unis:	50
1 665	5 048	-	92 293	3 499	616 603	" "	A destination du Canada	51
158	2 067	-	16 070	-	387 066	" "	A destination des Etats-Unis	52
1 507	2 981	-	67 410	-	122 327	" "	Total du trafic marchandises transportées(1)	53
-	-	-	8 813	3 499	107 207	" "	Déchargées du wagon au Canada	54
-	-	-	-	-	-	-	Remises aux autres chemins de fer au Canada	
-	-	-	-	-	-	-	Remises au réseau des Etats-Unis	

Voir note(s) à la fin du tableau.

TABLE 2. Revenue Freight Carried by Railways Within Canada, 1979

Commodity	Class I - Classe I		Class II - Classe II				
	Canadian National Canadien National	Canadian Pacific Canadien Pacifique	Algoma Central	British Columbia Railway	Canada Southern (Consolidated Rail)	Chesapeake and Ohio	
Fabricated materials, inedible (C.L.):							
396. Calcium carbide:							
1	Number of railway cars loaded	carloads	272	172	-	5	-
2	Loaded onto railway cars in Canada	metric tonnes	13 024	6 900	-	153	-
3	Received from other railways in Canada	" "	-	-	-	-	-
4	Received from United States rail	" "	82	126	29	-	-
5	Destined to Canadian points	" "	1 114	310	-	-	-
6	Destined to United States points	" "	497	130	-	-	-
6	Total freight traffic carried(1)	" "	14 717	7 466	29	153	-
7	Unloaded from railway cars in Canada	" "	13 829	4 562	29	-	-
8	Delivered to other railways in Canada	" "	390	2 774	-	153	-
9	Delivered to United States rail connections	" "	497	130	-	-	-
398. Inorganic chemicals, other n.e.s.:							
10	Number of railway cars loaded	carloads	400	42	-	-	8
11	Loaded onto railway cars in Canada	metric tonnes	29 826	1 074	-	-	592
12	Received from other railways in Canada	" "	-	-	151	-	-
13	Received from United States rail	" "	-	-	-	93	-
14	Destined to Canadian points	" "	2 628	1 386	-	24	-
15	Destined to United States points	" "	-	143	-	-	1 116
15	Total freight traffic carried(1)	" "	32 454	2 603	151	117	1 708
16	Unloaded from railway cars in Canada	" "	27 915	1 803	151	116	-
17	Delivered to other railways in Canada	" "	1 979	45	-	-	70
18	Delivered to United States rail connections	" "	2 561	755	-	-	1 638
400. Hydrocarbons and their derivatives:							
19	Number of railway cars loaded	carloads	5 262	148	-	1	1,202
20	Loaded onto railway cars in Canada	metric tonnes	314 936	8 952	-	73	87 334
21	Received from other railways in Canada	" "	-	-	-	-	-
22	Received from United States rail	" "	484	65 043	-	94	2 328
23	Destined to Canadian points	" "	59 734	996	-	1 056	49 218
24	Destined to United States points	" "	2 070	715	-	36	3 554
24	Total freight traffic carried(1)	" "	377 224	75 706	-	1 259	142 412
25	Unloaded from railway cars in Canada	" "	281 350	69 715	-	608	51 755
26	Delivered to other railways in Canada	" "	614	3 412	-	542	74 155
27	Delivered to United States rail connections	" "	95 260	2 579	-	110	16 481
402. Alcohols and their derivatives:							
28	Number of railway cars loaded	carloads	521	4,987	-	-	8
29	Loaded onto railway cars in Canada	metric tonnes	26 607	399 855	-	-	483
30	Received from other railways in Canada	" "	-	-	-	-	-
31	Received from United States rail	" "	6 544	6 193	-	2 057	3 279
32	Destined to Canadian points	" "	3 919	8 860	-	68	2 153
33	Destined to United States points	" "	47	292	-	-	-
33	Total freight traffic carried(1)	" "	37 117	415 200	-	2 125	5 915
34	Unloaded from railway cars in Canada	" "	31 606	276 755	-	1 513	5 432
35	Delivered to other railways in Canada	" "	4 075	18 978	-	68	483
36	Delivered to United States rail connections	" "	1 436	119 467	-	544	-
404. Phenols, ethers, aldehydes, ketones and their derivatives:							
37	Number of railway cars loaded	carloads	1,109	959	-	-	828
38	Loaded onto railway cars in Canada	metric tonnes	57 649	62 793	-	-	46 439
39	Received from other railways in Canada	" "	-	-	-	-	-
40	Received from United States rail	" "	91	21 035	-	-	523
41	Destined to Canadian points	" "	29 890	25 370	-	2 217	8 869
42	Destined to United States points	" "	91	481	-	-	81
42	Total freight traffic carried(1)	" "	87 721	109 679	-	2 217	55 912
43	Unloaded from railway cars in Canada	" "	85 226	56 522	-	-	9 906
44	Delivered to other railways in Canada	" "	813	11 637	-	2 217	33 753
45	Delivered to United States rail connections	" "	1 681	41 519	-	-	12 252
406. Organic acids, their anhydrides, halides peroxides, paracids and derivatives:							
46	Number of railway cars loaded	carloads	782	304	-	-	3
47	Loaded onto railway cars in Canada	metric tonnes	43 240	20 710	-	-	821
48	Received from other railways in Canada	" "	-	-	-	-	-
49	Received from United States rail	" "	-	828	-	277	-
50	Destined to Canadian points	" "	55 274	11 043	-	518	7 795
51	Destined to United States points	" "	-	427	-	-	407
51	Total freight traffic carried(1)	" "	98 514	33 008	-	277	8 193
52	Unloaded from railway cars in Canada	" "	96 164	20 603	-	277	7 788
53	Delivered to other railways in Canada	" "	147	64	-	151	783
54	Delivered to United States rail connections	" "	2 203	12 342	-	-	214

See footnote(s) at end of table.

TABLEAU 2. Marchandises payantes transportées par chemin de fer au Canada, 1979

Class II - Classe II				Classes III and IV	Grand total all Railways	Type de marchandise	No
Northern Alberta	Ontario Northland	Quebec North Shore and Labrador	All other Tous autres	Classes III et IV	Total général tous chemins de fer		
						Demi-produits, non comestibles (charge complète):	
						396. Carbone de calcium:	
					449 wagon	Nombre de wagons chargés	1
					20 077 tonnes métriques	Chargées sur wagons au Canada	2
						En provenance d'autres chemins de fer au Canada	3
	2 061		1 138		3 436	En provenance des Etats-Unis:	
			146		1 570	A destination du Canada	4
					627	A destination des Etats-Unis	5
	2 061		1 284		25 710	Total du trafic marchandises transportées(1)	6
	1 794		35		20 249	Déchargées du wagon au Canada	7
	268		1 249		4 834	Remises aux autres chemins de fer au Canada	8
					627	Remises au réseau des Etats-Unis	9
						398. Autres produits chimiques inorganiques, n.d.a.:	
			2		452 wagon	Nombre de wagons chargés	10
			70		31 562 tonnes métriques	Chargées sur wagons au Canada	11
						En provenance d'autres chemins de fer au Canada	12
			202		446	En provenance des Etats-Unis:	
			472		4 510	A destination du Canada	13
					1 259	A destination des Etats-Unis	14
			744		37 777	Total du trafic marchandises transportées(1)	15
			536		30 521	Déchargées du wagon au Canada	16
			138		2 232	Remises aux autres chemins de fer au Canada	17
			70		5 024	Remises au réseau des Etats-Unis	18
						400. Hydrocarbures et leurs dérivés:	
			4		6 617 wagon	Nombre de wagons chargés	19
			282		411 545 tonnes métriques	Chargées sur wagons au Canada	20
						En provenance d'autres chemins de fer au Canada	21
			21 726		89 675	En provenance des Etats-Unis:	
			1 168		112 182	A destination du Canada	22
					6 375	A destination des Etats-Unis	23
			23 176		619 777	Total du trafic marchandises transportées(1)	24
			2 024		405 453	Déchargées du wagon au Canada	25
			1 138		79 882	Remises aux autres chemins de fer au Canada	26
			20 014		134 444	Remises au réseau des Etats-Unis	27
						402. Alcools et leurs dérivés:	
			11		5 527 wagon	Nombre de wagons chargés	28
			801		427 746 tonnes métriques	Chargées sur wagons au Canada	29
						En provenance d'autres chemins de fer au Canada	30
			8 377		26 450	En provenance des Etats-Unis:	
			1 160		16 160	A destination du Canada	31
				318	657	A destination des Etats-Unis	32
			10 338	318	471 013	Total du trafic marchandises transportées(1)	33
			706		316 012	Déchargées du wagon au Canada	34
			4 400		28 004	Remises aux autres chemins de fer au Canada	35
			5 232	318	126 997	Remises au réseau des Etats-Unis	36
						404. Phénols, éthers, aldéhydes, cétones et leurs dérivés:	
			53		2 949 wagon	Nombre de wagons chargés	37
			2 182		169 063 tonnes métriques	Chargées sur wagons au Canada	38
						En provenance d'autres chemins de fer au Canada	39
			4 138		25 899	En provenance des Etats-Unis:	
112			448		66 794	A destination du Canada	40
			62		715	A destination des Etats-Unis	41
			6 830		262 471	Total du trafic marchandises transportées(1)	42
			537		152 303	Déchargées du wagon au Canada	43
112			3 995		52 415	Remises aux autres chemins de fer au Canada	44
			2 298		57 750	Remises au réseau des Etats-Unis	45
						406. Acides organiques et leurs anhydrides, halides, peroxydes, peracides et leurs dérivés:	
			6		1,095 wagon	Nombre de wagons chargés	46
			238		64 419 tonnes métriques	Chargées sur wagons au Canada	47
						En provenance d'autres chemins de fer au Canada	48
			407		1 512	En provenance des Etats-Unis:	
			5 402		80 032	A destination du Canada	49
					594	A destination des Etats-Unis	50
			6 047		146 557	Total du trafic marchandises transportées(1)	51
			1 814		126 804	Déchargées du wagon au Canada	52
			4 035		4 796	Remises aux autres chemins de fer au Canada	53
			198		14 958	Remises au réseau des Etats-Unis	54

Voir note(s) à la fin du tableau.

TABLE 2. Revenue Freight Carried by Railways Within Canada, 1979

Commodity		Class I - Classe I		Class II - Classe II			
		Canadian National Canadien National	Canadian Pacific Canadien Pacifique	Algoma Central	British Columbia Railway	Canada Southern (Consolidated Rail)	Chesapeake and Ohio
Fabricated materials, inedible (C.L.):							
408. Nitrogen function compounds:							
1	Number of railway cars loaded	carloads	546	41	-	-	53
2	Loaded onto railway cars in Canada	metric tonnes	31 575	2 864	-	-	2 306
3	Received from other railways in Canada	" "	-	-	-	-	-
4	Received from United States rail	" "	322	1 414	-	-	196
5	Destined to Canadian points	" "	12 262	2 794	-	521	13 028
6	Destined to United States points	" "	-	-	-	-	40
7	Total freight traffic carried(1)	" "	44 159	7 072	-	521	15 570
8	Unloaded from railway cars in Canada	" "	43 588	5 850	-	-	13 141
9	Delivered to other railways in Canada	" "	480	1 118	-	173	2 137
9	Delivered to United States rail connections	" "	91	104	-	-	291
410. Organic chemicals, n.e.s.:							
10	Number of railway cars loaded	carloads	1,851	41	-	-	6
11	Loaded onto railway cars in Canada	metric tonnes	86 869	1 722	-	-	187
12	Received from other railways in Canada	" "	-	-	-	-	-
13	Received from United States rail	" "	-	1 055	-	-	-
14	Destined to Canadian points	" "	18 973	3 937	-	1 659	2 121
15	Destined to United States points	" "	-	23	-	-	488
16	Total freight traffic carried(1)	" "	105 842	6 737	-	1 659	2 796
17	Unloaded from railway cars in Canada	" "	105 379	6 622	-	-	2 057
18	Delivered to other railways in Canada	" "	262	27	-	837	220
18	Delivered to United States rail connections	" "	201	87	-	822	518
412. Explosives, fuses and caps:							
19	Number of railway cars loaded	carloads	847	265	-	-	1
20	Loaded onto railway cars in Canada	metric tonnes	29 048	9 214	-	-	34
21	Received from other railways in Canada	" "	-	-	-	-	-
22	Received from United States rail	" "	2 505	3 598	-	-	-
23	Destined to Canadian points	" "	2 096	-	-	39	-
24	Destined to United States points	" "	-	-	-	-	-
25	Total freight traffic carried(1)	" "	33 649	12 812	-	39	34
26	Unloaded from railway cars in Canada	" "	24 746	10 004	-	-	34
27	Delivered to other railways in Canada	" "	3 416	2 809	-	21	-
27	Delivered to United States rail connections	" "	5 486	-	-	18	-
414. Ammonium phosphates:							
28	Number of railway cars loaded	carloads	3,476	2,938	-	-	49
29	Loaded onto railway cars in Canada	metric tonnes	219 294	222 944	-	-	4 260
30	Received from other railways in Canada	" "	-	-	-	-	-
31	Received from United States rail	" "	22 521	30 539	-	180	-
32	Destined to Canadian points	" "	7 257	13 009	-	890	34 326
33	Destined to United States points	" "	-	3 023	-	-	-
34	Total freight traffic carried(1)	" "	249 072	269 515	-	1 070	38 586
35	Unloaded from railway cars in Canada	" "	124 097	114 468	-	-	34 326
36	Delivered to other railways in Canada	" "	70 830	30 920	-	180	3 439
36	Delivered to United States rail connections	" "	54 144	124 127	-	890	821
416. Muriate of potassium (potash):							
37	Number of railway cars loaded	carloads	71,838	47,674	-	195	-
38	Loaded onto railway cars in Canada	metric tonnes	6 353 855	4 185 413	-	16 069	-
39	Received from other railways in Canada	" "	-	-	-	-	-
40	Received from United States rail	" "	54 950	1 972	-	-	135 941
41	Destined to Canadian points	" "	287	1 442	-	-	85
42	Destined to United States points	" "	90	1 851	-	-	536
43	Total freight traffic carried(1)	" "	6 409 182	4 190 578	-	16 069	5 092
44	Unloaded from railway cars in Canada	" "	2 906 007	760 026	-	-	4 556
45	Delivered to other railways in Canada	" "	23 260	189 491	-	-	-
45	Delivered to United States rail connections	" "	3 479 915	3 241 161	-	16 069	536
418. Fertilizers and fertilizer materials, n.e.s.:							
46	Number of railway cars loaded	carloads	8,254	15,026	-	9	698
47	Loaded onto railway cars in Canada	metric tonnes	556 992	1 268 586	-	434	47 154
48	Received from other railways in Canada	" "	-	-	-	-	-
49	Received from United States rail	" "	63 038	247 074	-	3 524	572
50	Destined to Canadian points	" "	75 872	62 999	-	-	16 707
51	Destined to United States points	" "	843	16 682	-	-	4 612
52	Total freight traffic carried(1)	" "	696 745	1 595 341	-	3 958	68 716
53	Unloaded from railway cars in Canada	" "	375 041	373 515	-	3 957	16 812
54	Delivered to other railways in Canada	" "	200 249	102 943	-	-	13 332
54	Delivered to United States rail connections	" "	121 456	1 118 884	-	-	38 565

See footnote(s) at end of table.

TABLEAU 2. Marchandises payantes transportées par chemin de fer au Canada, 1979

Class II - Classe II				Classes III and IV	Grand total all Railways	Type de marchandise	No	
Northern Alberta	Ontario Northland	Quebec North Shore and Labrador	All other Tous autres					Classes III et IV
Demi-produits, non comestibles (charge complète):								
408. Composés de fonction azote:								
-	-	-	2	-	642	wagon	Nombre de wagons chargés	1
-	-	-	93	-	36 838	tonnes métriques	Chargées sur wagons au Canada	2
-	-	-	528	-	2 460	" "	En provenance d'autres chemins de fer au Canada	3
-	-	-	581	-	29 186	" "	En provenance des Etats-Unis:	
-	-	-	-	-	40	" "	A destination du Canada	4
-	-	-	-	-	40	" "	A destination des Etats-Unis	5
-	-	-	1 202	-	68 524	" "	Total du trafic marchandises transportées(1)	6
-	-	-	442	-	63 368	" "	Déchargées du wagon au Canada	7
-	-	-	631	-	4 539	" "	Remises aux autres chemins de fer au Canada	8
-	-	-	130	-	616	" "	Remises au réseau des Etats-Unis	9
410. Produits chimiques organiques, n.d.a.:								
-	-	-	20	-	1 918	wagon	Nombre de wagons chargés	10
-	-	-	850	-	89 628	tonnes métriques	Chargées sur wagons au Canada	11
2 263	-	-	1 237	-	4 555	" "	En provenance d'autres chemins de fer au Canada	12
-	-	-	1 391	-	28 081	" "	En provenance des Etats-Unis:	
-	-	-	151	-	662	" "	A destination du Canada	13
-	-	-	-	-	662	" "	A destination des Etats-Unis	14
2 263	-	-	3 629	-	122 926	" "	Total du trafic marchandises transportées(1)	15
-	-	-	986	-	115 881	" "	Déchargées du wagon au Canada	16
2 263	-	-	1 644	-	5 238	" "	Remises aux autres chemins de fer au Canada	17
-	-	-	1 001	-	1 807	" "	Remises au réseau des Etats-Unis	18
412. Explosifs, mèches et amorces:								
1	-	112	249	-	1 475	wagon	Nombre de wagons chargés	19
32	-	5 312	12 376	-	56 016	tonnes métriques	Chargées sur wagons au Canada	20
913	81	-	1 113	-	8 210	" "	En provenance d'autres chemins de fer au Canada	21
-	-	-	23	-	2 158	" "	En provenance des Etats-Unis:	
-	-	-	-	-	-	" "	A destination du Canada	22
-	-	-	-	-	-	" "	A destination des Etats-Unis	23
945	81	5 312	13 512	-	66 384	" "	Total du trafic marchandises transportées(1)	24
980	18	5 024	12 196	-	52 933	" "	Déchargées du wagon au Canada	25
54	63	288	276	-	6 924	" "	Remises aux autres chemins de fer au Canada	26
-	-	-	1 040	-	6 526	" "	Remises au réseau des Etats-Unis	27
414. Phosphates d'ammonium:								
-	-	-	4	-	6 467	wagon	Nombre de wagons chargés	28
-	-	-	220	-	446 718	tonnes métriques	Chargées sur wagons au Canada	29
3 553	-	-	24 134	-	80 927	" "	En provenance d'autres chemins de fer au Canada	30
-	-	-	805	-	56 287	" "	En provenance des Etats-Unis:	
-	-	-	764	-	3 787	" "	A destination du Canada	31
-	-	-	-	-	-	" "	A destination des Etats-Unis	32
3 553	-	-	25 923	-	587 719	" "	Total du trafic marchandises transportées(1)	33
3 553	-	-	7 750	-	284 374	" "	Déchargées du wagon au Canada	34
-	-	-	737	-	106 816	" "	Remises aux autres chemins de fer au Canada	35
-	-	-	17 435	-	196 527	" "	Remises au réseau des Etats-Unis	36
416. Chlorure (muriate) de potassium:								
-	-	-	-	-	119 707	wagon	Nombre de wagons chargés	37
-	-	-	-	-	10 555 337	tonnes métriques	Chargées sur wagons au Canada	38
4 218	-	-	137 792	-	339 344	" "	En provenance d'autres chemins de fer au Canada	39
-	-	-	349	-	2 506	" "	En provenance des Etats-Unis:	
-	-	-	91	-	2 613	" "	A destination du Canada	40
-	-	-	-	-	-	" "	A destination des Etats-Unis	41
4 218	-	-	138 232	-	10 899 800	" "	Total du trafic marchandises transportées(1)	42
1 192	-	-	17 481	-	3 705 937	" "	Déchargées du wagon au Canada	43
3 026	-	-	104 610	-	320 387	" "	Remises aux autres chemins de fer au Canada	44
-	-	-	16 142	-	6 873 477	" "	Remises au réseau des Etats-Unis	45
418. Engrais et matières fertilisantes, n.d.a.:								
-	-	-	-	-	25 128	wagon	Nombre de wagons chargés	46
1	21	217	881	-	1 953 392	tonnes métriques	Chargées sur wagons au Canada	47
56	933	13 278	64 119	-	-	" "	En provenance d'autres chemins de fer au Canada	48
12 488	3 054	-	68 949	-	407 046	" "	En provenance des Etats-Unis:	
-	-	-	33 126	-	205 072	" "	A destination du Canada	49
-	-	-	1 538	73	24 289	" "	A destination des Etats-Unis	50
12 623	3 987	13 278	167 732	73	2 589 799	" "	Total du trafic marchandises transportées(1)	51
10 181	2 945	7 863	52 120	-	857 868	" "	Déchargées du wagon au Canada	52
2 340	1 042	5 414	69 943	-	399 016	" "	Remises aux autres chemins de fer au Canada	53
-	-	-	45 669	73	1 332 915	" "	Remises au réseau des Etats-Unis	54

Voir note(s) à la fin du tableau.

TABLE 2. Revenue Freight Carried by Railways Within Canada, 1979

No.	Commodity		Class I - Classe I		Class II - Classe II			
			Canadian National Canadien National	Canadian Pacific Canadien Pacifique	Algoma Central	British Columbia Railway	Canada Southern (Consolidated Rail)	Chesapeake and Ohio
Fabricated materials, inedible (C.L.):								
420. Agricultural chemicals, formulated:								
1	Number of railway cars loaded	carloads	151	54	-	-	-	-
2	Loaded onto railway cars in Canada	metric tonnes	6 222	1 073	-	-	-	-
3	Received from other railways in Canada	" "	-	-	-	-	-	-
	Received from United States rail:	" "	181	1 149	-	-	-	-
4	Destined to Canadian points	" "	4 989	4 336	-	-	-	691
5	Destined to United States points	" "	95	952	-	-	-	172
6	Total freight traffic carried(1)	" "	11 487	7 510	-	-	-	863
7	Unloaded from railway cars in Canada	" "	10 901	5 964	-	-	-	646
8	Delivered to other railways in Canada	" "	492	14	-	-	-	45
9	Delivered to United States rail connections	" "	95	1 533	-	-	-	172
422. Adhesives:								
10	Number of railway cars loaded	carloads	233	538	-	-	-	-
11	Loaded onto railway cars in Canada	metric tonnes	8 753	18 271	-	-	-	-
12	Received from other railways in Canada	" "	-	-	-	-	-	-
	Received from United States rail:	" "	132	211	-	-	-	31
13	Destined to Canadian points	" "	335	380	-	-	172	-
14	Destined to United States points	" "	-	31	-	-	-	-
15	Total freight traffic carried(1)	" "	9 220	18 893	-	-	172	31
16	Unloaded from railway cars in Canada	" "	8 990	18 499	-	-	172	31
17	Delivered to other railways in Canada	" "	159	308	-	-	-	-
18	Delivered to United States rail connections	" "	71	86	-	-	-	-
424. Synthetic rubber:								
19	Number of railway cars loaded	carloads	368	42	-	-	2	754
20	Loaded onto railway cars in Canada	metric tonnes	16 056	1 476	-	-	39	43 812
21	Received from other railways in Canada	" "	-	-	-	-	-	-
	Received from United States rail:	" "	73	8 924	-	18	-	1 140
22	Destined to Canadian points	" "	27 728	23 467	-	-	4 501	3 491
23	Destined to United States points	" "	637	5 900	-	-	79	2 099
24	Total freight traffic carried(1)	" "	44 494	39 767	-	18	4 619	50 471
25	Unloaded from railway cars in Canada	" "	43 812	33 558	-	18	4 207	3 590
26	Delivered to other railways in Canada	" "	-	68	-	-	294	7 072
27	Delivered to United States rail connections	" "	682	6 142	-	-	118	40 150
426. Plastic materials, not shaped and basic shapes and forms:								
28	Number of railway cars loaded	carloads	6,345	2,775	-	-	4	801
29	Loaded onto railway cars in Canada	metric tonnes	314 903	72 114	-	-	46	52 756
30	Received from other railways in Canada	" "	-	-	-	-	-	-
	Received from United States rail:	" "	3 768	62 147	-	-	126	392
31	Destined to Canadian points	" "	95 041	55 148	-	-	6 456	7 980
32	Destined to United States points	" "	24 019	39 463	-	-	3 874	9 485
33	Total freight traffic carried(1)	" "	437 731	228 872	-	-	10 502	70 613
34	Unloaded from railway cars in Canada	" "	364 168	174 734	-	-	3 839	8 043
35	Delivered to other railways in Canada	" "	37 033	13 337	-	-	2 617	44 284
36	Delivered to United States rail connections	" "	36 531	40 801	-	-	4 046	18 284
428. Pigments, lakes and toners:								
37	Number of railway cars loaded	carloads	555	8	-	-	-	-
38	Loaded onto railway cars in Canada	metric tonnes	26 606	239	-	-	-	-
39	Received from other railways in Canada	" "	-	-	-	-	-	-
	Received from United States rail:	" "	485	678	-	-	42	-
40	Destined to Canadian points	" "	1 004	209	-	-	37	-
41	Destined to United States points	" "	-	-	-	-	-	2 611
42	Total freight traffic carried(1)	" "	28 095	1 126	-	-	79	2 611
43	Unloaded from railway cars in Canada	" "	19 705	962	-	-	-	-
44	Delivered to other railways in Canada	" "	4 678	110	-	-	37	-
45	Delivered to United States rail connections	" "	3 712	54	-	-	42	2 611
430. Paints and related products:								
46	Number of railway cars loaded	carloads	712	387	-	-	1	11
47	Loaded onto railway cars in Canada	metric tonnes	26 647	10 865	-	-	18	635
48	Received from other railways in Canada	" "	-	-	-	-	-	-
	Received from United States rail:	" "	177	3 624	-	-	37	12
49	Destined to Canadian points	" "	1 290	168	-	-	171	43
50	Destined to United States points	" "	-	831	-	-	-	-
51	Total freight traffic carried(1)	" "	28 114	15 488	-	-	226	688
52	Unloaded from railway cars in Canada	" "	20 341	12 386	-	-	110	-
53	Delivered to other railways in Canada	" "	7 342	472	-	-	62	435
54	Delivered to United States rail connections	" "	431	2 631	-	-	55	184

See footnote(s) at end of table.

TABLEAU 2. Marchandises payantes transportées par chemin de fer au Canada, 1979

Class II - Classe II				Classes III and IV	Grand total all Railways	Type de marchandise	No	
Northern Alberta	Ontario Northland	Quebec North Shore and Labrador	All other Tous autres					Classes III et IV
						Demi-produits, non comestibles (charge complète):		
						420. Produits chimiques agricoles, formulés:		
			6		211	wagon	Nombre de wagons chargés	1
			214		7 509	tonnes métriques	Chargées sur wagons au Canada	2
						" "	En provenance d'autres chemins de fer au Canada	3
			752		1 330	" "	En provenance des Etats-Unis:	
			530		10 768	" "	A destination du Canada	4
					1 749	" "	A destination des Etats-Unis	5
			1 496		21 356	" "	Total du trafic marchandises transportées(1)	6
			309		17 820	" "	Déchargées du wagon au Canada	7
			973		1 524	" "	Remises aux autres chemins de fer au Canada	8
			214		2 014	" "	Remises au réseau des Etats-Unis	9
							422. Adhésifs:	
			2		773	wagon	Nombre de wagons chargés	10
			38		27 062	tonnes métriques	Chargées sur wagons au Canada	11
						" "	En provenance d'autres chemins de fer au Canada	12
14			302		690	" "	En provenance des Etats-Unis:	
			258		1 145	" "	A destination du Canada	13
					31	" "	A destination des Etats-Unis	14
14			598		28 928	" "	Total du trafic marchandises transportées(1)	15
14			330		28 036	" "	Déchargées du wagon au Canada	16
			230		697	" "	Remises aux autres chemins de fer au Canada	17
			38		195	" "	Remises au réseau des Etats-Unis	18
							424. Caoutchouc synthétique:	
			3		1,169	wagon	Nombre de wagons chargés	19
			123		61 506	tonnes métriques	Chargées sur wagons au Canada	20
						" "	En provenance d'autres chemins de fer au Canada	21
			78		10 233	" "	En provenance des Etats-Unis:	
			4 039		63 226	" "	A destination du Canada	22
					8 644	" "	A destination des Etats-Unis	23
			4 240		143 609	" "	Total du trafic marchandises transportées(1)	24
			412		85 257	" "	Déchargées du wagon au Canada	25
			3 605		11 239	" "	Remises aux autres chemins de fer au Canada	26
			23		47 115	" "	Remises au réseau des Etats-Unis	27
							426. Matières plastiques non façonnées et profilés et formes de base:	
			79		10 025	wagon	Nombre de wagons chargés	28
	21		3 541		444 247	tonnes métriques	Chargées sur wagons au Canada	29
	887					" "	En provenance d'autres chemins de fer au Canada	30
239	23		22 898		89 593	" "	En provenance des Etats-Unis:	
			12 229		176 854	" "	A destination du Canada	31
			311		77 152	" "	A destination des Etats-Unis	32
239	910		38 979		787 846	" "	Total du trafic marchandises transportées(1)	33
152	23		25 393		576 352	" "	Déchargées du wagon au Canada	34
86	887		9 618		107 862	" "	Remises aux autres chemins de fer au Canada	35
			3 969		103 631	" "	Remises au réseau des Etats-Unis	36
							428. Pigments, laques colorantes et tonifiants:	
			1		565	wagon	Nombre de wagons chargés	37
	54		34		26 933	tonnes métriques	Chargées sur wagons au Canada	38
						" "	En provenance d'autres chemins de fer au Canada	39
64			4 411		5 680	" "	En provenance des Etats-Unis:	
			37		1 287	" "	A destination du Canada	40
					2 611	" "	A destination des Etats-Unis	41
64	54		4 482		36 511	" "	Total du trafic marchandises transportées(1)	42
			3 654		24 321	" "	Déchargées du wagon au Canada	43
64	54		71		5 014	" "	Remises aux autres chemins de fer au Canada	44
			757		7 176	" "	Remises au réseau des Etats-Unis	45
							430. Peintures et produits connexes:	
			5		1,117	wagon	Nombre de wagons chargés	46
		7	146		38 308	tonnes métriques	Chargées sur wagons au Canada	47
						" "	En provenance d'autres chemins de fer au Canada	48
41			6 799		10 690	" "	En provenance des Etats-Unis:	
			227		1 856	" "	A destination du Canada	49
					874	" "	A destination des Etats-Unis	50
41		7	7 172		51 728	" "	Total du trafic marchandises transportées(1)	51
41		7	5 931		38 816	" "	Déchargées du wagon au Canada	52
			677		9 048	" "	Remises aux autres chemins de fer au Canada	53
			565		3 866	" "	Remises au réseau des Etats-Unis	54

Voir note(s) à la fin du tableau.

TABLE 2. Revenue Freight Carried by Railways Within Canada, 1979

No.	Commodity		Class I - Classe I		Class II - Classe II			
			Canadian National	Canadian Pacific	Algoma Central	British Columbia Railway	Canada Southern (Consolidated Rail)	Chesapeake and Ohio
			Canadian National	Canadian Pacific				
Fabricated materials, inedible (C.L.):								
432. Chemical specialties, industrial, n.e.s.:								
1	Number of railway cars loaded	carloads	4 859	1 895	-	547	1	529
2	Loaded onto railway cars in Canada	metric tonnes	276 630	64 095	-	41 950	8	18 460
3	Received from other railways in Canada	" "	-	-	-	-	-	-
	Received from United States rail:	" "	9 886	25 904	36	16 625	32	-
4	Destined to Canadian points	" "	255 191	83 516	-	-	8 399	5 596
5	Destined to United States points	" "	1 409	440	-	-	11 292	13 806
6	Total freight traffic carried(1)	" "	543 116	173 955	36	58 575	19 731	37 862
7	Unloaded from railway cars in Canada	" "	400 997	145 014	-	51 154	885	5 414
8	Delivered to other railways in Canada	" "	50 752	20 441	36	7 421	7 521	12 463
9	Delivered to United States rail connections	" "	91 367	8 500	-	-	11 323	19 985
434. Gasoline:								
10	Number of railway cars loaded	carloads	13 321	12 601	288	1 545	-	-
11	Loaded onto railway cars in Canada	metric tonnes	686 900	770 563	17 903	94 286	-	-
12	Received from other railways in Canada	" "	-	-	-	-	-	-
	Received from United States rail:	" "	21 662	21 226	5 119	17 618	-	-
13	Destined to Canadian points	" "	-	161	-	-	-	-
14	Destined to United States points	" "	-	-	-	-	-	-
15	Total freight traffic carried(1)	" "	708 562	791 950	23 022	111 904	-	-
16	Unloaded from railway cars in Canada	" "	613 941	701 520	14 176	93 918	-	-
17	Delivered to other railways in Canada	" "	84 530	90 304	8 847	17 987	-	-
18	Delivered to United States rail connections	" "	91	126	-	-	-	-
436. Aviation turbine fuel:								
19	Number of railway cars loaded	carloads	185	807	-	-	-	-
20	Loaded onto railway cars in Canada	metric tonnes	8 319	49 491	-	-	-	-
21	Received from other railways in Canada	" "	-	-	-	-	-	-
	Received from United States rail:	" "	-	-	-	-	-	-
22	Destined to Canadian points	" "	-	-	-	-	-	-
23	Destined to United States points	" "	-	-	-	-	-	-
24	Total freight traffic carried(1)	" "	8 319	49 491	-	-	-	-
25	Unloaded from railway cars in Canada	" "	8 137	49 491	-	-	-	-
26	Delivered to other railways in Canada	" "	181	-	-	-	-	-
27	Delivered to United States rail connections	" "	-	-	-	-	-	-
438. Diesel fuel:								
28	Number of railway cars loaded	carloads	34 996	12 775	254	-	-	5
29	Loaded onto railway cars in Canada	metric tonnes	1 901 182	885 181	15 571	-	-	265
30	Received from other railways in Canada	" "	-	-	-	-	-	-
	Received from United States rail:	" "	10 478	50 487	3 939	-	-	-
31	Destined to Canadian points	" "	218	33	-	-	-	-
32	Destined to United States points	" "	-	359	-	-	-	-
33	Total freight traffic carried(1)	" "	1 911 878	936 060	19 510	-	-	265
34	Unloaded from railway cars in Canada	" "	1 748 683	701 006	10 411	-	-	240
35	Delivered to other railways in Canada	" "	163 086	99 595	9 099	-	-	24
36	Delivered to United States rail connections	" "	109	135 458	-	-	-	-
440. Kerosene:								
37	Number of railway cars loaded	carloads	-	12	114	-	-	-
38	Loaded onto railway cars in Canada	metric tonnes	-	735	6 971	-	-	-
39	Received from other railways in Canada	" "	-	-	-	-	-	-
	Received from United States rail:	" "	-	193	2 207	-	-	-
40	Destined to Canadian points	" "	-	27	-	-	-	-
41	Destined to United States points	" "	-	191	-	-	-	-
42	Total freight traffic carried(1)	" "	-	1 146	9 178	-	-	-
43	Unloaded from railway cars in Canada	" "	-	955	9 056	-	-	-
44	Delivered to other railways in Canada	" "	-	-	122	-	-	-
45	Delivered to United States rail connections	" "	-	191	-	-	-	-
442. Fuel oil, n.e.s.:								
46	Number of railway cars loaded	carloads	1 754	5 553	-	1 857	30	232
47	Loaded onto railway cars in Canada	metric tonnes	83 794	332 349	-	117 313	823	10 200
48	Received from other railways in Canada	" "	-	-	-	-	-	-
	Received from United States rail:	" "	457	44 906	-	38 974	-	900
49	Destined to Canadian points	" "	23 366	4 232	-	-	1 432	672
50	Destined to United States points	" "	-	5 214	-	-	-	-
51	Total freight traffic carried(1)	" "	107 617	386 701	-	156 287	2 255	11 298
52	Unloaded from railway cars in Canada	" "	104 948	323 569	-	117 209	194	6 140
53	Delivered to other railways in Canada	" "	1 236	57 845	-	38 476	2 061	8 940
54	Delivered to United States rail connections	" "	1 433	5 287	-	601	-	1 545

See footnote(s) at end of table.

TABLEAU 2. Marchandises payantes transportées par chemin de fer au Canada, 1979

Class II - Classe II				Classes III and IV	Grand total all Railways	Type de marchandise	No	
Northern Alberta	Ontario Northland	Quebec North Shore and Labrador	All other Tous autres					Classes III et IV
Demi-produits, non comestibles (charge complète):								
432. Produits chimiques industriels, n.d.a.:								
1	-	208	317	-	8 357	wagon	Nombre de wagons chargés	1
23	-	16 678	18 580	-	436 424	tonnes métriques	Chargées sur wagons au Canada	2
2 664	-	15	19 597	-	74 759	"	En provenance d'autres chemins de fer au Canada	3
-	-	-	7 049	-	359 751	"	En provenance des Etats-Unis	4
-	-	-	129	-	27 076	"	A destination du Canada	5
2 687	-	16 693	45 355	-	898 010	"	A destination des Etats-Unis	6
1 448	-	16 693	28 194	-	649 799	"	Total du trafic marchandises transportées(1)	7
1 239	-	-	16 619	-	116 492	"	Déchargées du wagon au Canada	8
-	-	-	543	-	131 718	"	Remises aux autres chemins de fer au Canada	9
-	-	-	-	-	-	-	Remises au réseau des Etats-Unis	9
434. Essence:								
106	4	463	9	-	28 337	wagon	Nombre de wagons chargés	10
6 393	142	24 116	420	-	1 600 723	tonnes métriques	Chargées sur wagons au Canada	11
96 487	172 185	-	534	-	334 831	"	En provenance d'autres chemins de fer au Canada	12
-	-	-	35 536	-	35 697	"	En provenance des Etats-Unis:	13
-	-	-	-	-	-	"	A destination du Canada	14
-	-	-	-	-	-	"	A destination des Etats-Unis	14
102 880	172 327	24 116	36 490	-	1 971 251	"	Total du trafic marchandises transportées(1)	15
35 375	132 909	23 685	36 345	-	1 651 869	"	Déchargées du wagon au Canada	16
67 505	39 417	431	96	-	319 117	"	Remises aux autres chemins de fer au Canada	17
-	-	-	49	-	266	"	Remises au réseau des Etats-Unis	18
436. Carburéacteur:								
-	1	154	1	-	1 148	wagon	Nombre de wagons chargés	19
-	58	8 586	4	-	66 458	tonnes métriques	Chargées sur wagons au Canada	20
1 226	24	4	4	-	1 258	"	En provenance d'autres chemins de fer au Canada	21
-	-	-	-	-	-	"	En provenance des Etats-Unis:	22
-	-	-	-	-	-	"	A destination du Canada	23
-	-	-	-	-	-	"	A destination des Etats-Unis	23
1 226	82	8 590	8	-	67 716	"	Total du trafic marchandises transportées(1)	24
-	24	8 589	4	-	66 245	"	Déchargées du wagon au Canada	25
1 226	58	-	4	-	1 469	"	Remises aux autres chemins de fer au Canada	26
-	-	-	-	-	-	"	Remises au réseau des Etats-Unis	27
438. Carburant diesel:								
93	-	1 910	1 428	-	51 461	wagon	Nombre de wagons chargés	28
5 505	-	111 282	88 977	-	3 007 963	tonnes métriques	Chargées sur wagons au Canada	29
250 016	46 239	-	6 505	-	367 664	"	En provenance d'autres chemins de fer au Canada	30
-	-	-	-	-	251	"	En provenance des Etats-Unis:	31
-	-	-	-	-	359	"	A destination du Canada	32
-	-	-	-	-	-	"	A destination des Etats-Unis	32
255 521	46 239	111 282	95 482	-	3 376 237	"	Total du trafic marchandises transportées(1)	33
91 008	31 514	104 400	95 482	-	2 782 744	"	Déchargées du wagon au Canada	34
164 513	14 725	6 882	-	-	457 924	"	Remises aux autres chemins de fer au Canada	35
-	-	-	-	-	135 567	"	Remises au réseau des Etats-Unis	36
440. Kerosene:								
-	-	-	-	-	126	wagon	Nombre de wagons chargés	37
-	-	-	-	-	7 706	tonnes métriques	Chargées sur wagons au Canada	38
61	-	-	-	-	2 461	"	En provenance d'autres chemins de fer au Canada	39
-	-	-	132	-	159	"	En provenance des Etats-Unis:	40
-	-	-	-	-	191	"	A destination du Canada	41
-	-	-	-	-	-	"	A destination des Etats-Unis	41
61	-	-	132	-	10 517	"	Total du trafic marchandises transportées(1)	42
61	-	-	-	-	10 072	"	Déchargées du wagon au Canada	43
-	-	-	132	-	254	"	Remises aux autres chemins de fer au Canada	44
-	-	-	-	-	191	"	Remises au réseau des Etats-Unis	45
442. Mazout, n.d.a.:								
-	2	4 453	5 079	-	18 960	wagon	Nombre de wagons chargés	46
-	30	362 570	172 538	-	1 079 622	tonnes métriques	Chargées sur wagons au Canada	47
146 415	-	34 253	36 520	-	302 147	"	En provenance d'autres chemins de fer au Canada	48
-	-	-	328	-	29 891	"	En provenance des Etats-Unis:	49
-	-	-	70	-	5 284	"	A destination du Canada	50
146 445	-	396 823	209 456	-	1 418 944	"	A destination des Etats-Unis	50
103 580	-	362 570	172 649	-	1 185 591	"	Total du trafic marchandises transportées(1)	51
42 865	-	34 253	36 714	-	222 393	"	Déchargées du wagon au Canada	52
-	-	-	94	-	8 960	"	Remises aux autres chemins de fer au Canada	53
-	-	-	-	-	-	"	Remises au réseau des Etats-Unis	54

Voir note(s) à la fin du tableau.

TABLE 2. Revenue Freight Carried by Railways Within Canada, 1979

Commodity		Class I - Classe I		Class II - Classe II			
		Canadian National Canadien National	Canadian Pacific Canadien Pacifique	Algoma Central	British Columbia Railway	Canada Southern (Consolidated Rail)	Chesapeake and Ohio
Fabricated materials, inedible (C.L.):							
444. Lubricating oils and greases:							
1	Number of railway cars loaded	carloads 4,695	2,605	-	20	-	580
2	Loaded onto railway cars in Canada	metric tonnes 209 698	112 172	-	762	-	23 806
3	Received from other railways in Canada	" "	" "	" "	" "	" "	" "
	Received from United States rail:	" "	" "	" "	" "	" "	" "
4	Destined to Canadian points	" " 322	43 716	-	-	-	1 545
5	Destined to United States points	" " 28 176	4 708	-	-	9 925	1 226
6	Total freight traffic carried(1)	" " 112	-	-	-	36	10 849
		238 308	160 596	-	762	9 961	37 426
7	Unloaded from railway cars in Canada	" " 235 976	158 144	-	762	-	1 361
8	Delivered to other railways in Canada	" " 1 767	2 343	-	-	9 925	25 155
9	Delivered to United States rail connections	" " 565	110	-	-	36	10 910
446. Petroleum coke:							
10	Number of railway cars loaded	carloads 1,413	-	-	-	-	-
11	Loaded onto railway cars in Canada	metric tonnes 96 866	-	-	-	-	-
12	Received from other railways in Canada	" "	" "	" "	" "	" "	" "
	Received from United States rail:	" "	" "	" "	" "	" "	" "
13	Destined to Canadian points	" " 2 250	-	-	-	-	-
14	Destined to United States points	" " 16 756	-	-	-	34 484	-
15	Total freight traffic carried(1)	" " 115 872	-	-	-	243	37 905
		115 872	-	-	-	34 727	37 905
16	Unloaded from railway cars in Canada	" " 91 095	-	-	-	16 738	-
17	Delivered to other railways in Canada	" " -	-	-	-	17 745	-
18	Delivered to United States rail connections	" " 24 776	-	-	-	243	37 905
448. Coke, n.e.s.:							
19	Number of railway cars loaded	carloads 803	4,723	2,938	-	3	2
20	Loaded onto railway cars in Canada	metric tonnes 40 883	205 865	123 136	-	82	137
21	Received from other railways in Canada	" "	" "	" "	" "	" "	" "
	Received from United States rail:	" "	" "	" "	" "	" "	" "
22	Destined to Canadian points	" " 348	6 037	-	-	4 086	-
23	Destined to United States points	" " 120 949	18 256	-	-	44 317	8 607
24	Total freight traffic carried(1)	" " -	-	-	-	2 215	72 043
		162 180	230 158	123 136	-	50 700	80 727
25	Unloaded from railway cars in Canada	" " 161 999	132 584	123 136	-	16 020	8 528
26	Delivered to other railways in Canada	" " -	20 638	-	-	28 344	73
27	Delivered to United States rail connections	" " 181	76 937	-	-	6 336	72 120
450. Refined and manufactured gases, fuel type (LPG):							
28	Number of railway cars loaded	carloads 16,878	21,590	2	1,085	-	2,445
29	Loaded onto railway cars in Canada	metric tonnes 993 580	1 372 122	121	70 961	-	153 599
30	Received from other railways in Canada	" "	" "	" "	" "	" "	" "
	Received from United States rail:	" "	" "	" "	" "	" "	" "
31	Destined to Canadian points	" " 36 415	130 401	4 147	1 415	3 425	8 870
32	Destined to United States points	" " 7 248	5 945	-	-	-	25 421
33	Total freight traffic carried(1)	" " 72 081	6 340	-	-	-	41 054
		1 109 324	1 514 808	4 268	72 376	3 425	228 944
34	Unloaded from railway cars in Canada	" " 406 044	724 644	4 079	18 126	3 425	25 263
35	Delivered to other railways in Canada	" " 58 305	69 633	189	51 343	-	97 189
36	Delivered to United States rail connections	" " 644 976	720 531	-	2 908	-	106 493
452. Asphalts and road oils:							
37	Number of railway cars loaded	carloads 2,129	2,228	-	2	-	-
38	Loaded onto railway cars in Canada	metric tonnes 102 283	167 098	-	155	-	-
39	Received from other railways in Canada	" "	" "	" "	" "	" "	" "
	Received from United States rail:	" "	" "	" "	" "	" "	" "
40	Destined to Canadian points	" " 3 267	368	-	-	-	-
41	Destined to United States points	" " 716	128	-	-	-	-
42	Total freight traffic carried(1)	" " 106 266	167 874	-	155	-	-
		106 266	167 874	-	155	-	-
43	Unloaded from railway cars in Canada	" " 103 630	154 742	-	155	-	-
44	Delivered to other railways in Canada	" " 336	13 004	-	-	-	-
45	Delivered to United States rail connections	" " 2 301	128	-	-	-	-
454. Other petroleum and coal products:							
46	Number of railway cars loaded	carloads 7,399	2,643	-	293	-	2 086
47	Loaded onto railway cars in Canada	metric tonnes 363 240	159 247	-	17 414	-	107 548
48	Received from other railways in Canada	" "	" "	" "	" "	" "	" "
	Received from United States rail:	" "	" "	" "	" "	" "	" "
49	Destined to Canadian points	" " 5 343	84 092	-	242	3 947	17 145
50	Destined to United States points	" " 13 591	8 650	-	-	4 027	9 519
51	Total freight traffic carried(1)	" " 100	526	-	-	8 75	4 688
		382 274	252 515	-	17 656	8 849	138 832
52	Unloaded from railway cars in Canada	" " 308 063	214 160	-	13 547	-	25 258
53	Delivered to other railways in Canada	" " 35 621	17 324	-	3 864	4 027	77 930
54	Delivered to United States rail connections	" " 38 591	21 032	-	246	4 822	35 654

See footnote(s) at end of table.

TABLEAU 2. Marchandises payantes transportées par chemin de fer au Canada, 1979

Northern Alberta	Class II - Classe II			Classes III and IV Classes III et IV	Grand total all Railways Total général tous chemins de fer	Type de marchandise	No
	Ontario Northland	Quebec North Shore and Labrador	All other Tous autres				
						Demi-produits, non comestibles (charge complète):	
						444. Huiles et graisses lubrifiantes:	
2	-	50	-	-	7,952	wagon	Nombre de wagons chargés
39	-	1 362	-	-	347 839	tonnes métriques	Chargées sur wagons au Canada
335	9 404	-	10 609	-	65 931	" "	En provenance d'autres chemins de fer au Canada
-	-	-	2 928	-	46 963	" "	En provenance des Etats-Unis:
-	-	-	-	-	10 997	" "	A destination du Canada
-	-	-	-	-	-	" "	A destination des Etats-Unis
374	9 404	1 362	13 537	-	471 730	" "	Total du trafic marchandises transportées(1)
64	7 921	1 362	1 966	-	407 556	" "	Déchargées du wagon au Canada
309	1 483	-	11 571	-	52 553	" "	Remises aux autres chemins de fer au Canada
-	-	-	-	-	11 621	" "	Remises au réseau des Etats-Unis
						446. Coke de pétrole:	
5	-	-	-	-	1,418	wagon	Nombre de wagons chargés
347	-	-	-	-	97 213	tonnes métriques	Chargées sur wagons au Canada
22	60	-	112 589	-	114 921	" "	En provenance d'autres chemins de fer au Canada
-	-	-	426 141	-	477 381	" "	En provenance des Etats-Unis:
-	-	-	-	-	38 148	" "	A destination du Canada
-	-	-	-	-	-	" "	A destination des Etats-Unis
369	60	-	538 730	-	727 663	" "	Total du trafic marchandises transportées(1)
22	-	-	381 194	-	489 049	" "	Déchargées du wagon au Canada
347	60	-	61 441	-	79 593	" "	Remises aux autres chemins de fer au Canada
-	-	-	96 095	-	159 019	" "	Remises au réseau des Etats-Unis
						448. Coke, n.d.a.:	
-	1	-	3,663	-	12,134	wagon	Nombre de wagons chargés
-	19	-	194 137	-	564 229	tonnes métriques	Chargées sur wagons au Canada
1 000	-	-	52 988	-	64 459	" "	En provenance d'autres chemins de fer au Canada
-	-	-	8 223	-	200 352	" "	En provenance des Etats-Unis:
-	-	-	13 322	-	87 550	" "	A destination du Canada
-	-	-	-	-	-	" "	A destination des Etats-Unis
1 940	19	-	268 670	-	916 590	" "	Total du trafic marchandises transportées(1)
942	19	-	243 438	-	686 673	" "	Déchargées du wagon au Canada
54	-	-	11 909	-	61 022	" "	Remises aux autres chemins de fer au Canada
-	-	-	13 322	-	168 896	" "	Remises au réseau des Etats-Unis
						450. Gaz raffinés et manufacturés, combustibles (GPL):	
1,058	21	104	5	-	43,188	wagon	Nombre de wagons chargés
66 389	155	2 302	238	-	2 659 467	tonnes métriques	Chargées sur wagons au Canada
1 906	2 841	-	143 555	-	332 975	" "	En provenance d'autres chemins de fer au Canada
-	-	-	781	-	39 395	" "	En provenance des Etats-Unis:
-	-	-	388	-	119 863	" "	A destination du Canada
-	-	-	-	-	-	" "	A destination des Etats-Unis
68 295	2 996	2 302	144 962	-	3 151 700	" "	Total du trafic marchandises transportées(1)
1 904	2 936	2 302	1 884	-	1 190 607	" "	Déchargées du wagon au Canada
66 390	61	-	4 296	-	347 406	" "	Remises aux autres chemins de fer au Canada
-	-	-	138 784	-	1 613 692	" "	Remises au réseau des Etats-Unis
						452. Asphalte et huiles pour les routes:	
-	2	-	-	-	4,361	wagon	Nombre de wagons chargés
-	157	-	-	-	269 693	tonnes métriques	Chargées sur wagons au Canada
-	12 746	-	95	-	13 121	" "	En provenance d'autres chemins de fer au Canada
-	-	-	303	-	3 938	" "	En provenance des Etats-Unis:
-	-	-	-	-	844	" "	A destination du Canada
-	-	-	-	-	-	" "	A destination des Etats-Unis
-	12 903	-	398	-	267 596	" "	Total du trafic marchandises transportées(1)
-	12 903	-	194	-	271 624	" "	Déchargées du wagon au Canada
-	-	-	204	-	13 544	" "	Remises aux autres chemins de fer au Canada
-	-	-	-	-	2 429	" "	Remises au réseau des Etats-Unis
						454. Autres dérivés du pétrole et de la houille:	
1	-	-	76	-	12,498	wagon	Nombre de wagons chargés
19	-	-	4 451	-	651 914	tonnes métriques	Chargées sur wagons au Canada
-	212	-	11 514	-	122 495	" "	En provenance d'autres chemins de fer au Canada
-	-	-	2 760	-	38 547	" "	En provenance des Etats-Unis:
-	-	-	57	-	6 180	" "	A destination du Canada
-	-	-	-	-	-	" "	A destination des Etats-Unis
16	212	-	18 782	-	819 136	" "	Total du trafic marchandises transportées(1)
13	89	-	2 955	-	564 088	" "	Déchargées du wagon au Canada
-	123	-	10 822	-	149 701	" "	Remises aux autres chemins de fer au Canada
-	-	-	5 006	-	105 351	" "	Remises au réseau des Etats-Unis

Voir note(s) à la fin du tableau.

TABLE 2. Revenue Freight Carried by Railways Within Canada, 1979

No.	Commodity		Class I - Classe I		Class II - Classe II			
			Canadian National Canadien National	Canadian Pacific Canadien Pacifique	Algoma Central	British Columbia Railway	Canada Southern (Consolidated Rail)	Chesapeake and Ohio
Fabricated materials, inedible (C.L.):								
456. Ferro-alloys:								
1	Number of railway cars loaded	carloads	412	84	-	-	34	-
2	Loaded onto railway cars in Canada	metric tonnes	22 530	5 449	-	-	1 961	-
3	Received from other railways in Canada	" "	-	-	-	-	-	-
4	Received from United States rail:	" "	5 014	37 761	5 273	-	54	-
5	Destined to Canadian points	" "	12 934	870	-	-	4 197	92
6	Destined to United States points	" "	-	327	-	-	-	5 786
6	Total freight traffic carried(1)	" "	40 478	44 407	5 273	-	6 212	5 878
7	Unloaded from railway cars in Canada	" "	27 452	42 583	5 273	-	3 010	-
8	Delivered to other railways in Canada	" "	5 277	474	-	-	1 187	92
9	Delivered to United States rail connections	" "	7 748	1 349	-	-	2 016	5 786
458. Pig iron:								
10	Number of railway cars loaded	carloads	187	520	83	-	-	-
11	Loaded onto railway cars in Canada	metric tonnes	11 792	37 459	6 249	-	-	-
12	Received from other railways in Canada	" "	-	-	-	-	-	-
13	Received from United States rail:	" "	3 674	3 657	-	-	1 635	-
14	Destined to Canadian points	" "	992	657	-	-	-	-
15	Destined to United States points	" "	-	-	-	-	-	1 062
15	Total freight traffic carried(1)	" "	16 458	41 773	6 249	-	1 635	1 062
16	Unloaded from railway cars in Canada	" "	14 737	24 942	-	-	-	-
17	Delivered to other railways in Canada	" "	542	15 447	6 249	-	-	-
18	Delivered to United States rail connections	" "	1 180	1 383	-	-	1 635	1 062
460. Ingots, blooms, billets and slabs, iron and steel:								
19	Number of railway cars loaded	carloads	5,593	629	6	-	-	-
20	Loaded onto railway cars in Canada	metric tonnes	386 981	37 202	427	-	-	-
21	Received from other railways in Canada	" "	-	-	-	-	-	-
22	Received from United States rail:	" "	549	2 634	3 514	53	259	-
23	Destined to Canadian points	" "	23 185	68 127	-	-	603	-
24	Destined to United States points	" "	-	-	-	-	99	26 991
24	Total freight traffic carried(1)	" "	410 715	107 963	3 941	53	961	26 991
25	Unloaded from railway cars in Canada	" "	396 816	78 222	3 514	53	202	-
26	Delivered to other railways in Canada	" "	1 671	62	427	-	401	-
27	Delivered to United States rail connections	" "	12 228	29 679	-	-	358	26 991
461. Primary iron and steel, n.e.s.:								
28	Number of railway cars loaded	carloads	518	39	-	569	-	-
29	Loaded onto railway cars in Canada	metric tonnes	31 747	1 505	-	14 099	-	-
30	Received from other railways in Canada	" "	-	-	-	-	-	-
31	Received from United States rail:	" "	23	188	-	11 998	-	-
32	Destined to Canadian points	" "	13 275	71 062	-	-	108	-
33	Destined to United States points	" "	14	-	-	-	-	-
33	Total freight traffic carried(1)	" "	45 059	72 755	-	26 097	108	-
34	Unloaded from railway cars in Canada	" "	34 131	71 929	-	26 096	-	-
35	Delivered to other railways in Canada	" "	1 987	37	-	-	108	-
36	Delivered to United States rail connections	" "	8 940	789	-	-	-	-
462. Castings and forgings, iron or steel:								
37	Number of railway cars loaded	carloads	1,135	1,092	254	-	2	6
38	Loaded onto railway cars in Canada	metric tonnes	49 452	45 097	16 695	-	83	319
39	Received from other railways in Canada	" "	-	-	-	-	-	-
40	Received from United States rail:	" "	6 102	4 399	-	-	864	-
41	Destined to Canadian points	" "	26 578	9 795	-	-	19 747	-
42	Destined to United States points	" "	516	-	-	-	-	34 024
41	Total freight traffic carried(1)	" "	82 648	59 291	16 695	-	20 694	34 343
43	Unloaded from railway cars in Canada	" "	71 773	53 048	-	-	11 925	-
44	Delivered to other railways in Canada	" "	2 120	2 357	16 695	-	7 822	-
45	Delivered to United States rail connections	" "	8 755	3 886	-	-	946	34 343
464. Bars and rods, steel:								
46	Number of railway cars loaded	carloads	7,105	5,679	149	-	1	37
47	Loaded onto railway cars in Canada	metric tonnes	421 719	323 566	10 185	-	48	2 604
48	Received from other railways in Canada	" "	-	-	-	-	-	-
49	Received from United States rail:	" "	17 329	12 349	-	225	35 396	28 876
50	Destined to Canadian points	" "	16 341	8 736	-	-	3 272	1 266
51	Destined to United States points	" "	5 043	23	-	-	-	74 664
51	Total freight traffic carried(1)	" "	460 432	344 674	10 185	225	38 716	107 415
52	Unloaded from railway cars in Canada	" "	423 446	246 224	35	225	720	32 374
53	Delivered to other railways in Canada	" "	5 666	62 104	10 221	-	2 830	54
54	Delivered to United States rail connections	" "	31 321	36 345	-	-	35 165	74 986

See footnote(s) at end of table

TABLEAU 2. Marchandises payantes transportées par chemin de fer au Canada, 1979

Northern Alberta	Class II - Classe II			Classes III and IV Classes III et IV	Grand total all Railways Total général tous chemins de fer	Type de marchandise	No	
	Ontario Northland	Quebec North Shore and Labrador	All other Tous autres					
						Demi-produits, non comestibles (charge complète):		
						456. Ferro-alliages:		
	1	-	777	-	1,308	wagon	Nombre de wagons chargés	1
	55	-	44 438	-	74 433	tonnes métriques	Chargées sur wagons au Canada	2
	-	-	4 189	-	52 291	" "	En provenance d'autres chemins de fer au Canada	3
	-	-	1 266	-	19 379	" "	En provenance des Etats-Unis:	
	-	-	-	-	6 113	" "	A destination du Canada	4
	-	-	-	-	-	" "	A destination des Etats-Unis	5
	55	-	49 913	-	152 216	" "	Total du trafic marchandises transportées(1)	6
	-	-	2 797	-	81 115	" "	Déchargées du wagon au Canada	7
	55	-	44 465	-	51 550	" "	Remises aux autres chemins de fer au Canada	8
	-	-	2 650	-	19 549	" "	Remises au réseau des Etats-Unis	9
						458. Fonte en gueuses:		
	-	-	161	-	951	wagon	Nombre de wagons chargés	10
	-	-	11 971	-	67 471	tonnes métriques	Chargées sur wagons au Canada	11
	-	-	16 298	-	25 264	" "	En provenance d'autres chemins de fer au Canada	12
	-	-	321	-	1 970	" "	En provenance des Etats-Unis:	
	-	-	-	-	1 062	" "	A destination du Canada	13
	-	-	-	-	-	" "	A destination des Etats-Unis	14
	-	-	28 590	-	95 767	" "	Total du trafic marchandises transportées(1)	15
	-	-	26 464	-	66 143	" "	Déchargées du wagon au Canada	16
	-	-	2 110	-	24 348	" "	Remises aux autres chemins de fer au Canada	17
	-	-	16	-	5 276	" "	Remises au réseau des Etats-Unis	18
						460. Lingots, blooms, billettes et brames de fer et d'acier:		
	1	446	154	-	6,829	wagon	Nombre de wagons chargés	19
	55	20 851	10 146	-	455 662	tonnes métriques	Chargées sur wagons au Canada	20
	-	-	813	-	7 822	" "	En provenance d'autres chemins de fer au Canada	21
	-	-	1 873	-	93 788	" "	En provenance des Etats-Unis:	
	-	-	-	-	27 090	" "	A destination du Canada	22
	-	-	-	-	-	" "	A destination des Etats-Unis	23
	55	20 851	12 832	-	584 362	" "	Total du trafic marchandises transportées(1)	24
	-	20 851	8 524	-	508 182	" "	Déchargées du wagon au Canada	25
	55	-	3 765	-	6 381	" "	Remises aux autres chemins de fer au Canada	26
	-	-	544	-	69 800	" "	Remises au réseau des Etats-Unis	27
						461. Fer et acier de formes primaires, n.d.a.:		
	-	-	7	-	1,133	wagon	Nombre de wagons chargés	28
	-	-	240	-	47 591	tonnes métriques	Chargées sur wagons au Canada	29
	-	-	320	-	12 529	" "	En provenance d'autres chemins de fer au Canada	30
	-	-	772	-	85 217	" "	En provenance des Etats-Unis:	
	-	-	-	-	14	" "	A destination du Canada	31
	-	-	-	-	-	" "	A destination des Etats-Unis	32
	-	-	1 332	-	145 351	" "	Total du trafic marchandises transportées(1)	33
	-	-	879	-	133 035	" "	Déchargées du wagon au Canada	34
	-	-	213	-	2 345	" "	Remises aux autres chemins de fer au Canada	35
	-	-	240	-	9 969	" "	Remises au réseau des Etats-Unis	36
						462. Moulages et forgeages de fer ou d'acier:		
	6	-	15	-	2,510	wagon	Nombre de wagons chargés	37
	288	-	718	-	112 652	tonnes métriques	Chargées sur wagons au Canada	38
	-	-	7 133	-	22 316	" "	En provenance d'autres chemins de fer au Canada	39
45	3 772	-	3 951	-	60 071	" "	En provenance des Etats-Unis:	
	-	-	-	-	34 540	" "	A destination du Canada	40
	-	-	-	-	-	" "	A destination des Etats-Unis	41
46	4 060	-	11 802	-	229 579	" "	Total du trafic marchandises transportées(1)	42
48	3 772	-	8 414	-	148 978	" "	Déchargées du wagon au Canada	43
	288	-	2 203	-	31 485	" "	Remises aux autres chemins de fer au Canada	44
	-	-	1 184	-	49 114	" "	Remises au réseau des Etats-Unis	45
						464. Barres et tiges d'acier:		
	6	-	614	-	13,591	wagon	Nombre de wagons chargés	46
	263	-	32 894	-	791 280	tonnes métriques	Chargées sur wagons au Canada	47
	-	-	46 287	-	142 364	" "	En provenance d'autres chemins de fer au Canada	48
52	1 848	-	4 479	-	34 096	" "	En provenance des Etats-Unis:	
	-	-	-	-	79 730	" "	A destination du Canada	49
	-	-	-	-	-	" "	A destination des Etats-Unis	50
52	2 111	-	83 660	-	1 047 470	" "	Total du trafic marchandises transportées(1)	51
53	1 881	-	27 097	-	731 984	" "	Déchargées du wagon au Canada	52
	230	-	52 138	-	133 243	" "	Remises aux autres chemins de fer au Canada	53
	-	-	4 425	-	182 242	" "	Remises au réseau des Etats-Unis	54

Voir notes à la fin du tableau.

TABLE 2. Revenue Freight Carried by Railways Within Canada, 1979

Commodity		Class I - Classe I		Class II - Classe II			
		Canadian National	Canadian Pacific	Algoma Central	British Columbia Railway	Canada Southern (Consolidated Rail)	Chesapeake and Ohio
No		Canadian National	Canadian Pacific				
Fabricated materials, inedible (C.L.):							
466. Plates, steel, fabricated:							
1	Number of railway cars loaded	carloads	2,343	2,859	2,789	-	-
2	Loaded onto railway cars in Canada	metric tonnes	135 170	183 372	187 754	-	-
3	Received from other railways in Canada	" "	-	-	-	-	-
4	Received from United States rail	" "	133 052	53 929	21	8 193	-
5	Destined to Canadian points	" "	33 053	6 987	-	2 170	374
6	Destined to United States points	" "	71	22	-	45	679
6	Total freight traffic carried(1)	" "	301 346	244 310	187 775	10 408	1 053
7	Unloaded from railway cars in Canada	" "	291 003	231 780	54	273	-
8	Delivered to other railways in Canada	" "	3 388	10 817	187 720	1 897	374
9	Delivered to United States rail connections	" "	6 954	1 713	-	8 238	679
468. Sheet and strip, steel:							
10	Number of railway cars loaded	carloads	6,480	6,246	1,573	9	-
11	Loaded onto railway cars in Canada	metric tonnes	361 504	426 132	108 830	232	93
12	Received from other railways in Canada	" "	-	-	-	-	-
13	Received from United States rail:	" "	70 306	125 211	36	-	31 965
14	Destined to Canadian points	" "	16 401	11 421	-	-	1 683
15	Destined to United States points	" "	220	73	-	-	7 091
15	Total freight traffic carried(1)	" "	448 431	562 837	108 866	232	40 832
16	Unloaded from railway cars in Canada	" "	425 172	481 570	36	232	41
17	Delivered to other railways in Canada	" "	8 880	57 082	108 830	-	1 675
18	Delivered to United States rail connections	" "	14 379	24 186	-	-	39 116
470. Structural shapes and sheet piling, iron or steel:							
19	Number of railway cars loaded	carloads	880	1,767	4,415	10	-
20	Loaded onto railway cars in Canada	metric tonnes	39 830	96 337	272 458	283	-
21	Received from other railways in Canada	" "	-	-	-	-	-
22	Received from United States rail:	" "	193 628	75 232	20	-	407
23	Destined to Canadian points	" "	36 461	9 912	-	-	6 414
24	Destined to United States points	" "	305	24	-	-	-
24	Total freight traffic carried(1)	" "	270 224	181 505	272 478	283	6 821
25	Unloaded from railway cars in Canada	" "	265 362	167 700	58	283	425
26	Delivered to other railways in Canada	" "	4 325	10 098	272 420	-	5 988
27	Delivered to United States rail connections	" "	536	3 707	-	-	407
472. Rails and railway track materials:							
28	Number of railway cars loaded	carloads	599	252	351	18	3
29	Loaded onto railway cars in Canada	metric tonnes	36 658	11 919	22 929	1 080	77
30	Received from other railways in Canada	" "	-	-	-	-	-
31	Received from United States rail:	" "	17 608	3 662	-	508	2 309
32	Destined to Canadian points	" "	7 981	1 320	-	-	1 472
33	Destined to United States points	" "	-	4 043	-	-	29
33	Total freight traffic carried(1)	" "	62 247	20 944	22 929	1 588	3 887
34	Unloaded from railway cars in Canada	" "	50 752	12 747	18 389	508	626
35	Delivered to other railways in Canada	" "	3 162	4 079	4 540	1 080	1 064
36	Delivered to United States rail connections	" "	8 334	4 119	-	-	2 197
474. Pipes and tubes, iron and steel:							
37	Number of railway cars loaded	carloads	5,169	2,228	1,890	294	250
38	Loaded onto railway cars in Canada	metric tonnes	251 248	90 739	110 659	9 852	9 436
39	Received from other railways in Canada	" "	-	-	-	-	-
40	Received from United States rail:	" "	40 489	116 878	-	11 427	407
41	Destined to Canadian points	" "	12 740	13 332	-	-	1 667
42	Destined to United States points	" "	845	670	-	-	-
42	Total freight traffic carried(1)	" "	305 322	221 619	110 659	21 279	11 510
43	Unloaded from railway cars in Canada	" "	201 068	188 550	275	21 279	90
44	Delivered to other railways in Canada	" "	26 624	18 518	110 384	-	1 578
45	Delivered to United States rail connections	" "	77 631	14 551	-	-	9 843
476. Wire, iron or steel:							
46	Number of railway cars loaded	carloads	316	1,116	-	21	-
47	Loaded onto railway cars in Canada	metric tonnes	11 172	29 167	-	449	-
48	Received from other railways in Canada	" "	-	-	-	-	-
49	Received from United States rail:	" "	1 787	1 031	204	870	356
50	Destined to Canadian points	" "	1 514	109	-	-	93
51	Destined to United States points	" "	-	24	-	-	-
51	Total freight traffic carried(1)	" "	14 473	30 331	204	1 319	449
52	Unloaded from railway cars in Canada	" "	14 169	24 072	204	1 301	-
53	Delivered to other railways in Canada	" "	136	2 203	-	18	93
54	Delivered to United States rail connections	" "	168	4 056	-	-	356

See footnote(s) at end of table.

TABLEAU 2. Marchandises payantes transportées par chemin de fer au Canada, 1979

Class II - Classe II				Classes III and IV	Grand total all Railways	Type de marchandise	No	
Northern Alberta	Ontario Northland	Quebec North Shore and Labrador	All other Tous autres					Classes III et IV
						Demi-produits, non comestibles (charge complète):		
						466. Tôles d'acier travaillé:		
-	-	-	94	-	8,085	wagon	Nombre de wagons chargés	1
-	-	-	5 693	-	511 989	tonnes métriques	Chargées sur wagons au Canada	2
117	145	-	17 815	-	213 272	" "	En provenance d'autres chemins de fer au Canada	3
-	-	-	11 088	-	53 672	" "	En provenance des Etats-Unis:	4
-	-	-	121	-	938	" "	A destination du Canada	5
-	-	-	-	-	-	" "	A destination des Etats-Unis	4
117	145	-	34 717	-	779 871	" "	Total du trafic marchandises transportées(1)	6
-	-	-	7 747	-	531 002	" "	Déchargées du wagon au Canada	7
117	145	-	26 768	-	231 081	" "	Remises aux autres chemins de fer au Canada	8
-	-	-	200	-	17 784	" "	Remises au réseau des Etats-Unis	9
						468. Feuille et feuilard d'acier:		
1	-	-	1 557	-	15 868	wagon	Nombre de wagons chargés	10
64	-	-	104 350	-	1 001 205	tonnes métriques	Chargées sur wagons au Canada	11
5 850	-	-	63 177	-	297 382	" "	En provenance d'autres chemins de fer au Canada	12
-	-	-	1 882	-	31 751	" "	En provenance des Etats-Unis:	13
-	-	-	23 443	-	131 500	" "	A destination du Canada	14
-	-	-	-	-	-	" "	A destination des Etats-Unis	14
5 914	-	-	192 852	-	1 461 838	" "	Total du trafic marchandises transportées(1)	15
5 762	-	-	110 960	-	1 024 912	" "	Déchargées du wagon au Canada	16
152	-	-	57 810	-	234 429	" "	Remises aux autres chemins de fer au Canada	17
-	-	-	24 081	-	202 498	" "	Remises au réseau des Etats-Unis	18
						470. Profils de charpente et palplanches de fer et d'acier:		
4	-	93	70	-	7,239	wagon	Nombre de wagons chargés	19
73	-	3 502	1 590	-	414 073	tonnes métriques	Chargées sur wagons au Canada	20
4 105	36	-	9 322	-	282 759	" "	En provenance d'autres chemins de fer au Canada	21
-	-	-	2 308	-	55 095	" "	En provenance des Etats-Unis:	22
-	-	-	-	-	329	" "	A destination du Canada	23
-	-	-	-	-	-	" "	A destination des Etats-Unis	23
1 178	36	3 502	13 220	-	752 256	" "	Total du trafic marchandises transportées(1)	24
1 002	-	3 451	4 972	-	443 262	" "	Déchargées du wagon au Canada	25
3 173	36	51	4 817	-	300 911	" "	Remises aux autres chemins de fer au Canada	26
-	-	-	3 430	-	8 080	" "	Remises au réseau des Etats-Unis	27
						472. Rails et matériel de voie ferrée:		
-	-	81	39	-	1,343	wagon	Nombre de wagons chargés	28
-	-	1 882	2 289	-	76 834	tonnes métriques	Chargées sur wagons au Canada	29
501	1 114	-	4 003	-	29 727	" "	En provenance d'autres chemins de fer au Canada	30
-	-	-	545	-	11 318	" "	En provenance des Etats-Unis:	31
-	-	-	-	-	4 244	" "	A destination du Canada	32
-	-	-	-	-	-	" "	A destination des Etats-Unis	32
501	1 114	1 882	6 837	-	122 123	" "	Total du trafic marchandises transportées(1)	33
-	1 114	1 352	2 484	-	87 994	" "	Déchargées du wagon au Canada	34
501	-	531	3 631	-	18 588	" "	Remises aux autres chemins de fer au Canada	35
-	-	-	724	-	15 546	" "	Remises au réseau des Etats-Unis	36
						474. Tuyaux et tubes de fer et d'acier:		
16	6	10	991	-	10,854	wagon	Nombre de wagons chargés	37
503	107	200	45 986	-	518 730	tonnes métriques	Chargées sur wagons au Canada	38
22 114	325	-	25 477	-	217 117	" "	En provenance d'autres chemins de fer au Canada	39
-	-	-	2 241	-	29 980	" "	En provenance des Etats-Unis:	40
-	-	-	-	-	1 996	" "	A destination du Canada	41
-	-	-	-	-	-	" "	A destination des Etats-Unis	41
22 617	432	200	73 704	-	767 823	" "	Total du trafic marchandises transportées(1)	42
14 811	405	148	16 585	-	443 211	" "	Déchargées du wagon au Canada	43
7 807	27	53	53 795	-	218 786	" "	Remises aux autres chemins de fer au Canada	44
-	-	-	3 326	-	105 832	" "	Remises au réseau des Etats-Unis	45
						476. Fil de fer ou d'acier:		
-	-	7	70	-	1,530	wagon	Nombre de wagons chargés	46
-	-	95	2 842	-	43 725	tonnes métriques	Chargées sur wagons au Canada	47
133	329	-	2 403	-	7 113	" "	En provenance d'autres chemins de fer au Canada	48
-	-	-	190	-	1 906	" "	En provenance des Etats-Unis:	49
-	-	-	-	-	24	" "	A destination du Canada	50
-	-	-	-	-	-	" "	A destination des Etats-Unis	50
133	329	95	5 435	-	52 768	" "	Total du trafic marchandises transportées(1)	51
123	329	64	1 290	-	41 562	" "	Déchargées du wagon au Canada	52
-	-	32	3 623	-	6 105	" "	Remises aux autres chemins de fer au Canada	53
-	-	-	521	-	5 101	" "	Remises au réseau des Etats-Unis	54

Voir note(s) à la fin du tableau.

TABLE 2. Revenue Freight Carried by Railways Within Canada, 1979

Commodity		Class I - Classe I		Class II - Classe II			
		Canadian National Canadien National	Canadian Pacific Canadien Pacifique	Algoma Central	British Columbia Railway	Canada Southern (Consolidated Rail)	Chesapeake and Ohio
Fabricated materials, inedible (C.L.):							
478. Aluminum paste, powder, pigs, ingots and short:							
1	Number of railway cars loaded	carloads	1	-	-	-	-
2	Loaded onto railway cars in Canada	metric tonnes	40	-	-	-	-
3	Received from other railways in Canada	" "	-	-	-	-	-
4	Received from United States rail	" "	165	239	-	-	-
5	Destined to Canadian points	" "	-	39	-	54	-
6	Destined to United States points	" "	-	-	-	125	1 190
7	Total freight traffic carried(1)	" "	205	278	-	179	1 190
8	Unloaded from railway cars in Canada	" "	40	279	-	-	-
9	Delivered to other railways in Canada	" "	165	-	-	54	-
10	Delivered to United States rail connections	" "	-	-	-	125	1 190
480. Aluminum and aluminum alloy fabricated material n.e.s.:							
11	Number of railway cars loaded	carloads	3 838	1 372	-	-	8
12	Loaded onto railway cars in Canada	metric tonnes	191 304	32 667	-	-	135
13	Received from other railways in Canada	" "	-	-	-	-	-
14	Received from United States rail	" "	238 988	1 539	2	19	331
15	Destined to Canadian points	" "	17 534	11 801	-	-	4 489
16	Destined to United States points	" "	259	1 103	-	-	1 966
17	Total freight traffic carried(1)	" "	448 085	47 110	2	19	4 820
18	Unloaded from railway cars in Canada	" "	166 106	37 233	-	19	159
19	Delivered to other railways in Canada	" "	16 335	4 880	-	-	4 330
20	Delivered to United States rail connections	" "	265 645	4 998	2	-	331
21	Total freight traffic carried(1)	" "	448 085	47 110	2	19	4 820
22	Unloaded from railway cars in Canada	" "	166 106	37 233	-	19	159
23	Delivered to other railways in Canada	" "	16 335	4 880	-	-	4 330
24	Delivered to United States rail connections	" "	265 645	4 998	2	-	331
482. Copper and alloys in primary forms:							
25	Number of railway cars loaded	carloads	5 543	187	-	-	-
26	Loaded onto railway cars in Canada	metric tonnes	278 957	9 638	-	-	-
27	Received from other railways in Canada	" "	-	-	-	-	-
28	Received from United States rail	" "	56 235	13 978	-	540	4 948
29	Destined to Canadian points	" "	3 004	3 969	-	-	146
30	Destined to United States points	" "	-	-	-	-	50
31	Total freight traffic carried(1)	" "	338 196	27 605	-	540	5 144
32	Unloaded from railway cars in Canada	" "	307 729	20 251	-	540	-
33	Delivered to other railways in Canada	" "	111	6 461	-	-	146
34	Delivered to United States rail connections	" "	30 356	893	-	-	4 998
484. Copper and alloys, n.e.s.:							
35	Number of railway cars loaded	carloads	558	913	-	-	-
36	Loaded onto railway cars in Canada	metric tonnes	24 795	38 175	-	-	-
37	Received from other railways in Canada	" "	-	-	-	-	-
38	Received from United States rail	" "	-	334	-	-	3 103
39	Destined to Canadian points	" "	236	179	-	-	264
40	Destined to United States points	" "	90	-	-	-	50
41	Total freight traffic carried(1)	" "	25 121	38 688	-	-	3 417
42	Unloaded from railway cars in Canada	" "	24 217	31 170	-	-	151
43	Delivered to other railways in Canada	" "	787	4 575	-	-	113
44	Delivered to United States rail connections	" "	117	2 943	-	-	3 152
486. Lead and alloys:							
45	Number of railway cars loaded	carloads	601	1 825	-	-	-
46	Loaded onto railway cars in Canada	metric tonnes	26 735	113 182	-	-	-
47	Received from other railways in Canada	" "	-	-	-	-	-
48	Received from United States rail	" "	453	173	-	-	1 002
49	Destined to Canadian points	" "	-	1 641	-	-	-
50	Destined to United States points	" "	136	-	-	-	1 089
51	Total freight traffic carried(1)	" "	27 324	114 996	-	-	1 002
52	Unloaded from railway cars in Canada	" "	17 498	64 037	-	-	4 710
53	Delivered to other railways in Canada	" "	45	8 149	-	-	-
54	Delivered to United States rail connections	" "	9 780	42 810	-	-	1 089
488. Nickel and alloys:							
55	Number of railway cars loaded	carloads	353	118	-	-	4
56	Loaded onto railway cars in Canada	metric tonnes	18 523	6 016	-	-	74
57	Received from other railways in Canada	" "	-	-	-	-	-
58	Received from United States rail	" "	-	2 620	-	-	-
59	Destined to Canadian points	" "	31	-	-	-	-
60	Destined to United States points	" "	-	-	-	-	-
61	Total freight traffic carried(1)	" "	18 554	8 636	-	-	74
62	Unloaded from railway cars in Canada	" "	10 873	2 313	-	-	-
63	Delivered to other railways in Canada	" "	826	2 068	-	-	-
64	Delivered to United States rail connections	" "	6 855	4 254	-	-	74

See footnote(s) at end of table.

TABLEAU 2. Marchandises payantes transportées par chemin de fer au Canada, 1979

Class II - Classe II				Classes III and IV	Grand total all Railways	Type de marchandise	No
Northern Alberta	Ontario Northland	Quebec North Shore and Labrador	All other Tous autres	Classes III et IV	Total general tous chemins de fer		
						Demi-produits, non comestibles (charge complète):	
						478. Pâte, poudre, gueuses, lingots et grenaille d'aluminium:	
		31	1,252	-	1,284	wagon	Nombre de wagons chargés
		762	79 270	-	80 072	tonnes métriques	Chargées sur wagons au Canada
						" "	En provenance d'autres chemins de fer au Canada
			3 623	-	4 027	" "	En provenance des Etats-Unis:
					93	" "	A destination du Canada
					1 315	" "	A destination des Etats-Unis
		762	82 893	-	85 507	" "	Total du trafic marchandises transportées(1)
		601	29 428	-	30 348	" "	Déchargées du wagon au Canada
		161	53 465	-	53 845	" "	Remises aux autres chemins de fer au Canada
					1 315	" "	Remises au réseau des Etats-Unis
						" "	
						480. Demi-produits à base d'aluminium et d'alliages d'aluminium, n.d.a.:	
			139	-	5,357	wagon	Nombre de wagons chargés
			3 276	-	227 382	tonnes métriques	Chargées sur wagons au Canada
						" "	En provenance d'autres chemins de fer au Canada
45			166 602	-	407 526	" "	En provenance des Etats-Unis:
			10 626	-	46 416	" "	A destination du Canada
					3 996	" "	A destination des Etats-Unis
45			180 504	-	685 320	" "	Total du trafic marchandises transportées(1)
						" "	
18			11 802	-	217 303	" "	Déchargées du wagon au Canada
27			7 036	-	32 610	" "	Remises aux autres chemins de fer au Canada
			161 662	-	435 407	" "	Remises au réseau des Etats-Unis
						" "	
						482. Cuivre et alliages de cuivre formes primaires:	
	1,314		1	-	7,045	wagon	Nombre de wagons chargés
	74 337		73	-	363 005	tonnes métriques	Chargées sur wagons au Canada
						" "	En provenance d'autres chemins de fer au Canada
	41		4 429	-	80 171	" "	En provenance des Etats-Unis:
			3 830	-	10 969	" "	A destination du Canada
					50	" "	A destination des Etats-Unis
	74 378		8 332	-	454 195	" "	Total du trafic marchandises transportées(1)
						" "	
	41		3 220	-	331 781	" "	Déchargées du wagon au Canada
	74 337		5 111	-	86 166	" "	Remises aux autres chemins de fer au Canada
					36 247	" "	Remises au réseau des Etats-Unis
						" "	
						484. Cuivre et alliages de cuivre, n.d.a.:	
			42	-	1,513	wagon	Nombre de wagons chargés
			1 489	-	64 459	tonnes métriques	Chargées sur wagons au Canada
						" "	En provenance d'autres chemins de fer au Canada
65			17 787	-	21 289	" "	En provenance des Etats-Unis:
			63	-	742	" "	A destination du Canada
					1 770	" "	A destination des Etats-Unis
65			19 339	-	88 260	" "	Total du trafic marchandises transportées(1)
						" "	
			2 879	-	58 417	" "	Déchargées du wagon au Canada
65			3 168	-	8 708	" "	Remises aux autres chemins de fer au Canada
			13 291	-	21 133	" "	Remises au réseau des Etats-Unis
						" "	
						486. Plomb et alliages:	
					2,426	wagon	Nombre de wagons chargés
					139 917	tonnes métriques	Chargées sur wagons au Canada
						" "	En provenance d'autres chemins de fer au Canada
	59		1 113	-	7 510	" "	En provenance des Etats-Unis:
					1 641	" "	A destination du Canada
					1 225	" "	A destination des Etats-Unis
	59		1 113	-	150 293	" "	Total du trafic marchandises transportées(1)
						" "	
	59				86 304	" "	Déchargées du wagon au Canada
			1 113	-	9 307	" "	Remises aux autres chemins de fer au Canada
					54 681	" "	Remises au réseau des Etats-Unis
						" "	
						488. Nickel et alliages:	
			86	-	561	wagon	Nombre de wagons chargés
			3 196	-	27 809	tonnes métriques	Chargées sur wagons au Canada
						" "	En provenance d'autres chemins de fer au Canada
			2 184	-	4 804	" "	En provenance des Etats-Unis:
					31	" "	A destination du Canada
						" "	A destination des Etats-Unis
			5 380	-	32 644	" "	Total du trafic marchandises transportées(1)
						" "	
			2 184	-	15 370	" "	Déchargées du wagon au Canada
			2 051	-	4 945	" "	Remises aux autres chemins de fer au Canada
			1 145	-	12 329	" "	Remises au réseau des Etats-Unis

Voir note(s) à la fin du tableau.

TABLE 2. Revenue Freight Carried by Railways Within Canada, 1979

No.	Commodity		Class I - Classe I		Class II - Classe II			
			Canadian National Canadien National	Canadian Pacific Canadien Pacifique	Algoma Central	British Columbia Railway	Canada Southern (Consolidated Rail)	Chesapeake and Ohio
Fabricated materials, inedible (C.L.):								
490. Tin and alloys:								
1	Number of railway cars loaded	carloads	-	-	-	-	-	-
2	Loaded onto railway cars in Canada	metric tonnes	-	-	-	-	-	-
3	Received from other railways in Canada	" "	-	-	-	-	-	-
4	Received from United States rail:	" "	-	-	-	-	548	-
5	Destined to Canadian points	" "	-	-	-	-	-	-
6	Destined to United States points	" "	-	-	-	-	-	-
6	Total freight traffic carried(1)	" "	-	-	-	-	548	-
7	Unloaded from railway cars in Canada	" "	-	-	-	-	-	-
8	Delivered to other railways in Canada	" "	-	-	-	-	-	-
9	Delivered to United States rail connections	" "	-	-	-	-	548	-
492. Zinc and alloys:								
10	Number of railway cars loaded	carloads	2 341	3 128	-	-	93	42
11	Loaded onto railway cars in Canada	metric tonnes	123 465	195 215	-	-	5 517	2 416
12	Received from other railways in Canada	" "	-	-	-	-	-	-
13	Received from United States rail:	" "	48 076	46 339	-	-	17 852	1 763
14	Destined to Canadian points	" "	242	-	-	-	-	-
15	Destined to United States points	" "	-	-	-	-	-	1 169
15	Total freight traffic carried(1)	" "	171 783	241 554	-	-	23 369	5 348
16	Unloaded from railway cars in Canada	" "	63 576	142 083	-	-	9 104	1 763
17	Delivered to other railways in Canada	" "	1 359	23 751	-	-	-	14
18	Delivered to United States rail connections	" "	106 849	75 720	-	-	14 266	3 572
494. Other non-ferrous base metal and alloys:								
19	Number of railway cars loaded	carloads	175	196	-	1	-	-
20	Loaded onto railway cars in Canada	metric tonnes	9 173	7 423	-	45	-	-
21	Received from other railways in Canada	" "	-	-	-	-	-	-
22	Received from United States rail:	" "	41	786	-	50	-	-
23	Destined to Canadian points	" "	3 106	70	-	-	-	-
24	Destined to United States points	" "	-	-	-	-	-	92
24	Total freight traffic carried(1)	" "	12 320	8 279	-	95	-	92
25	Unloaded from railway cars in Canada	" "	4 892	7 441	-	50	-	-
26	Delivered to other railways in Canada	" "	1 148	279	-	45	-	-
27	Delivered to United States rail connections	" "	6 280	559	-	-	-	92
496. Tanks:								
28	Number of railway cars loaded	carloads	339	140	-	72	-	3
29	Loaded onto railway cars in Canada	metric tonnes	11 959	4 214	-	1 449	-	117
30	Received from other railways in Canada	" "	-	-	-	-	-	-
31	Received from United States rail:	" "	368	795	-	218	64	-
32	Destined to Canadian points	" "	1 503	200	-	-	11	40
33	Destined to United States points	" "	-	-	-	-	168	227
33	Total freight traffic carried(1)	" "	13 830	5 209	-	1 667	243	384
34	Unloaded from railway cars in Canada	" "	11 646	2 258	-	1 525	16	22
35	Delivered to other railways in Canada	" "	1 318	2 950	-	142	11	18
36	Delivered to United States rail connections	" "	866	-	-	-	216	344
498. Bolts, nuts, nails, screws and basic hardware:								
37	Number of railway cars loaded	carloads	321	282	-	5	-	-
38	Loaded onto railway cars in Canada	metric tonnes	11 710	6 182	-	109	-	-
39	Received from other railways in Canada	" "	-	-	-	-	-	-
40	Received from United States rail:	" "	-	393	-	132	-	-
41	Destined to Canadian points	" "	194	368	-	-	59	-
42	Destined to United States points	" "	118	17	-	-	-	-
42	Total freight traffic carried(1)	" "	12 022	6 960	-	241	59	-
43	Unloaded from railway cars in Canada	" "	8 169	6 421	-	240	-	-
44	Delivered to other railways in Canada	" "	118	100	-	-	59	-
45	Delivered to United States rail connections	" "	3 735	440	-	-	-	-
500. Metal fabricated basic products, n.e.s.:								
46	Number of railway cars loaded	carloads	1 090	1 659	-	1	-	3
47	Loaded onto railway cars in Canada	metric tonnes	42 918	39 651	-	21	-	44
48	Received from other railways in Canada	" "	-	-	-	-	-	-
49	Received from United States rail:	" "	1 398	8 326	-	-	552	-
50	Destined to Canadian points	" "	8 675	3 322	-	-	1 282	-
51	Destined to United States points	" "	223	115	-	-	1 594	36
51	Total freight traffic carried(1)	" "	53 214	51 414	-	21	3 428	77
52	Unloaded from railway cars in Canada	" "	45 421	44 730	-	21	54	-
53	Delivered to other railways in Canada	" "	5 562	3 589	-	-	1 227	41
54	Delivered to United States rail connections	" "	2 231	3 096	-	-	2 146	38

See footnote(s) at end of table.

TABLEAU 2. Marchandises payantes transportées par chemin de fer au Canada, 1979

Class II - Classe II				Classes III and IV	Grand total all Railways	Type de marchandise	No
Northern Alberta	Ontario Northland	Quebec North Shore and Labrador	All other Tous autres	Classes III et IV	Total général tous chemins de fer		
						Demi-produits, non comestibles (charge complète):	
						490. Etain et alliages:	
-	1	-	1	-	2	wagon	Nombre de wagons chargés
-	50	-	54	-	104	tonnes métriques	Chargées sur wagons au Canada
-	-	-	-	-	548	" "	En provenance d'autres chemins de fer au Canada
-	-	-	-	-	-	" "	En provenance des Etats-Unis:
-	-	-	-	-	-	" "	A destination du Canada
-	-	-	-	-	-	" "	A destination des Etats-Unis
-	50	-	54	-	652	" "	Total du trafic marchandises transportées(1)
-	-	-	-	-	-	" "	Déchargées du wagon au Canada
-	50	-	54	-	104	" "	Remises aux autres chemins de fer au Canada
-	-	-	-	-	548	" "	Remises au réseau des Etats-Unis
						492. Zinc et alliages:	
-	1,550	-	31	-	7,185	wagon	Nombre de wagons chargés
-	87 660	-	1 432	-	415 705	tonnes métriques	Chargées sur wagons au Canada
-	-	-	-	-	-	" "	En provenance d'autres chemins de fer au Canada
-	59	-	20 198	-	134 287	" "	En provenance des Etats-Unis:
-	-	-	68	-	310	" "	A destination du Canada
-	-	-	-	-	1 169	" "	A destination des Etats-Unis
-	87 719	-	21 698	-	551 471	" "	Total du trafic marchandises transportées(1)
-	-	-	-	-	-	" "	Déchargées du wagon au Canada
-	59	-	2 095	-	218 680	" "	Remises aux autres chemins de fer au Canada
-	87 660	-	19 000	-	131 784	" "	Remises au réseau des Etats-Unis
-	-	-	602	-	201 009	" "	
						494. Autres alliages et métaux communs non ferreux:	
-	2	-	29	-	403	wagon	Nombre de wagons chargés
-	20	-	1 568	-	18 229	tonnes métriques	Chargées sur wagons au Canada
-	-	-	-	-	-	" "	En provenance d'autres chemins de fer au Canada
-	36	-	207	-	1 120	" "	En provenance des Etats-Unis:
-	-	-	151	-	3 327	" "	A destination du Canada
-	-	-	-	-	92	" "	A destination des Etats-Unis
-	56	-	1 926	-	22 768	" "	Total du trafic marchandises transportées(1)
-	-	-	-	-	-	" "	Déchargées du wagon au Canada
-	56	-	335	-	12 774	" "	Remises aux autres chemins de fer au Canada
-	-	-	1 330	-	2 802	" "	Remises au réseau des Etats-Unis
-	-	-	261	-	7 192	" "	
						496. Réservoirs:	
7	5	16	22	-	604	wagon	Nombre de wagons chargés
92	89	251	369	-	18 540	tonnes métriques	Chargées sur wagons au Canada
-	-	-	-	-	-	" "	En provenance d'autres chemins de fer au Canada
801	27	-	2 391	-	4 664	" "	En provenance des Etats-Unis:
-	-	-	629	-	2 363	" "	A destination du Canada
-	-	-	-	-	395	" "	A destination des Etats-Unis
893	116	251	3 389	-	25 982	" "	Total du trafic marchandises transportées(1)
210	32	251	2 692	-	18 652	" "	Déchargées du wagon au Canada
683	84	-	696	-	5 902	" "	Remises aux autres chemins de fer au Canada
-	-	-	-	-	1 426	" "	Remises au réseau des Etats-Unis
						498. Boulons, écrous, clous, vis et autres articles de base de quincaillerie:	
-	-	-	12	-	620	wagon	Nombre de wagons chargés
-	-	-	226	-	18 227	tonnes métriques	Chargées sur wagons au Canada
-	-	-	-	-	-	" "	En provenance d'autres chemins de fer au Canada
18	-	-	368	-	911	" "	En provenance des Etats-Unis:
-	-	-	1 076	-	1 697	" "	A destination du Canada
-	-	-	-	-	135	" "	A destination des Etats-Unis
18	-	-	1 670	-	20 970	" "	Total du trafic marchandises transportées(1)
18	-	-	1 440	-	16 288	" "	Déchargées du wagon au Canada
-	-	-	88	-	365	" "	Remises aux autres chemins de fer au Canada
-	-	-	142	-	4 317	" "	Remises au réseau des Etats-Unis
						500. Demi-produits de base en métal, n.d.a.:	
1	35	-	123	-	2,912	wagon	Nombre de wagons chargés
14	774	-	3 979	-	87 398	tonnes métriques	Chargées sur wagons au Canada
-	-	-	-	-	-	" "	En provenance d'autres chemins de fer au Canada
707	481	-	13 777	-	25 241	" "	En provenance des Etats-Unis:
-	-	-	1 833	-	15 112	" "	A destination du Canada
-	-	-	-	5	1 973	" "	A destination des Etats-Unis
721	1 255	-	19 589	5	129 724	" "	Total du trafic marchandises transportées(1)
779	1 208	-	10 359	-	102 372	" "	Déchargées du wagon au Canada
422	46	-	7 852	-	18 459	" "	Remises aux autres chemins de fer au Canada
-	-	-	1 377	5	8 891	" "	Remises au réseau des Etats-Unis

Voir note(s) à la fin du tableau.

TABLE 2. Revenue Freight Carried by Railways Within Canada, 1979

Commodity		Class I - Classe I		Class II - Classe II			
		Canadian National	Canadian Pacific	Algoma Central	British Columbia Railway	Canada Southern (Consolidated Rail)	Chesapeake and Ohio
No.		Canadien National	Canadien Pacifique				
Fabricated materials, inedible (C.L.):							
502. Natural stone basic products, chiefly structural:							
1	Number of railway cars loaded	carloads	71	2,173	-	-	-
2	Loaded onto railway cars in Canada	metric tonnes	2 982	179 123	-	-	-
3	Received from other railways in Canada	" "	-	-	-	-	-
4	Received from United States rail:	" "	64	218	-	58	-
5	Destined to Canadian points	" "	19 518	22 226	-	-	-
6	Destined to United States points	" "	-	-	-	-	124
7	Total freight traffic carried(1)	" "	22 564	201 567	-	58	124
8	Unloaded from railway cars in Canada	" "	22 505	197 610	-	58	-
9	Delivered to other railways in Canada	" "	59	287	-	-	-
10	Delivered to United States rail connections	" "	-	3 670	-	-	124
504. Bricks and tiles, clay:							
11	Number of railway cars loaded	carloads	259	500	-	-	-
12	Loaded onto railway cars in Canada	metric tonnes	12 203	20 803	-	-	-
13	Received from other railways in Canada	" "	-	-	-	-	-
14	Received from United States rail:	" "	408	449	-	234	-
15	Destined to Canadian points	" "	6 390	2 960	-	111	59
16	Destined to United States points	" "	1 872	343	-	-	2 860
17	Total freight traffic carried(1)	" "	20 873	24 555	-	345	2 919
18	Unloaded from railway cars in Canada	" "	17 607	20 701	-	345	59
19	Delivered to other railways in Canada	" "	1 036	1 399	-	-	-
20	Delivered to United States rail connections	" "	2 230	2 455	-	-	2 860
506. Fire brick and similar shapes:							
21	Number of railway cars loaded	carloads	314	928	-	-	-
22	Loaded onto railway cars in Canada	metric tonnes	12 402	42 540	-	-	-
23	Received from other railways in Canada	" "	-	-	-	-	-
24	Received from United States rail:	" "	4 589	6 284	327	-	451
25	Destined to Canadian points	" "	39 422	24 412	-	-	4 922
26	Destined to United States points	" "	-	950	-	-	-
27	Total freight traffic carried(1)	" "	56 413	74 186	327	-	5 373
28	Unloaded from railway cars in Canada	" "	47 052	45 601	327	-	382
29	Delivered to other railways in Canada	" "	8 192	8 978	-	-	4 540
30	Delivered to United States rail connections	" "	1 168	19 607	-	-	451
508. Dolomite and magnesite, calcined:							
31	Number of railway cars loaded	carloads	171	3	-	-	119
32	Loaded onto railway cars in Canada	metric tonnes	9 862	208	-	-	10 103
33	Received from other railways in Canada	" "	-	-	-	-	-
34	Received from United States rail:	" "	268	3 061	-	-	-
35	Destined to Canadian points	" "	6 100	35 921	-	-	1 927
36	Destined to United States points	" "	73	45	-	-	-
37	Total freight traffic carried(1)	" "	16 303	39 235	-	-	12 030
38	Unloaded from railway cars in Canada	" "	16 121	37 952	-	-	1 927
39	Delivered to other railways in Canada	" "	-	1 237	-	-	-
40	Delivered to United States rail connections	" "	181	45	-	-	10 103
510. Refractories, n.e.s.:							
41	Number of railway cars loaded	carloads	108	73	-	-	-
42	Loaded onto railway cars in Canada	metric tonnes	4 076	2 427	-	-	-
43	Received from other railways in Canada	" "	-	-	-	-	-
44	Received from United States rail:	" "	499	596	-	-	-
45	Destined to Canadian points	" "	5 605	14 196	-	-	849
46	Destined to United States points	" "	-	954	-	-	90
47	Total freight traffic carried(1)	" "	10 180	18 173	-	-	939
48	Unloaded from railway cars in Canada	" "	9 544	16 676	-	-	-
49	Delivered to other railways in Canada	" "	591	379	-	-	849
50	Delivered to United States rail connections	" "	45	1 118	-	-	90
512. Glass basic products:							
51	Number of railway cars loaded	carloads	733	323	-	61	244
52	Loaded onto railway cars in Canada	metric tonnes	27 010	13 825	-	553	6 804
53	Received from other railways in Canada	" "	-	-	-	-	-
54	Received from United States rail:	" "	77	3 013	-	-	-
55	Destined to Canadian points	" "	14 523	18 532	-	-	14 135
56	Destined to United States points	" "	-	6	-	-	22
57	Total freight traffic carried(1)	" "	41 610	35 376	-	553	20 961
58	Unloaded from railway cars in Canada	" "	36 813	32 173	-	553	14 135
59	Delivered to other railways in Canada	" "	2 021	3 178	-	-	-
60	Delivered to United States rail connections	" "	2 776	24	-	-	6 826

See footnote(s) at end of table.

TABEAU 2. Marchandises payantes transportées par chemins de fer au Canada, 1979

Northern Railway	Class II - Classe II			Classes III and IV	Grand total all Railways	Type de marchandise	No	
	Ontario Northland	Quebec North Shore and Labrador	All other Tous autres					Classes III et IV
						Demi-produits, non comestibles (charge complète):		
						502. Produits de base en pierre naturelle, surtout de construction:		
	3		2		2 249	wagon	Nombre de wagons chargés	1
	220		149		182 474	tonnes métriques	Chargées sur wagons au Canada	2
04			4 722		5 156	" "	En provenance d'autres chemins de fer au Canada	3
			1 846		43 590	" "	En provenance des Etats-Unis	
					124	" "	A destination du Canada	4
						" "	A destination des Etats-Unis	5
21	220		6 717		231 344	" "	Total du trafic marchandises transportées(1)	6
04	220		1 772		222 259	" "	Déchargées du wagon au Canada	7
			4 944		5 290	" "	Remises aux autres chemins de fer au Canada	8
					3 794	" "	Remises au réseau des Etats-Unis	9
							504. Briques et tuiles d'argile:	
		2	3		764	wagon	Nombre de wagons chargés	10
		24	118		33 148	tonnes métriques	Chargées sur wagons au Canada	11
00			1 056		2 236	" "	En provenance d'autres chemins de fer au Canada	12
			2 083		11 637	" "	En provenance des Etats-Unis	
					5 268	" "	A destination du Canada	13
						" "	A destination des Etats-Unis	14
06		24	3 257		52 289	" "	Total du trafic marchandises transportées(1)	15
36		17	2 747		41 542	" "	Déchargées du wagon au Canada	16
23		6	510		3 008	" "	Remises aux autres chemins de fer au Canada	17
					7 738	" "	Remises au réseau des Etats-Unis	18
							506. Briques réfractaires et formes simi- laires:	
			59		1 301	wagon	Nombre de wagons chargés	19
			2 738		57 680	tonnes métriques	Chargées sur wagons au Canada	20
						" "	En provenance d'autres chemins de fer au Canada	21
			9 911		21 562	" "	En provenance des Etats-Unis	
			3 218		72 174	" "	A destination du Canada	22
			91		4 096	" "	A destination des Etats-Unis	23
			15 958		155 512	" "	Total du trafic marchandises transportées(1)	24
			6 630		100 192	" "	Déchargées du wagon au Canada	25
			8 171		29 881	" "	Remises aux autres chemins de fer au Canada	26
			1 155		25 436	" "	Remises au réseau des Etats-Unis	27
							508. Dolomite et magnésite calcinées:	
			28		321	wagon	Nombre de wagons chargés	28
			2 019		22 192	tonnes métriques	Chargées sur wagons au Canada	29
						" "	En provenance d'autres chemins de fer au Canada	30
			1 918		5 247	" "	En provenance des Etats-Unis	
			1 963		46 421	" "	A destination du Canada	31
					11 971	" "	A destination des Etats-Unis	32
			5 900		85 831	" "	Total du trafic marchandises transportées(1)	33
			1 918		57 918	" "	Déchargées du wagon au Canada	34
			3 982		5 729	" "	Remises aux autres chemins de fer au Canada	35
					22 182	" "	Remises au réseau des Etats-Unis	36
							510. Matière réfractaires, n.d.a.:	
		22	1		204	wagon	Nombre de wagons chargés	37
		503	28		7 034	tonnes métriques	Chargées sur wagons au Canada	38
						" "	En provenance d'autres chemins de fer au Canada	39
			1 770		2 865	" "	En provenance des Etats-Unis	
			1 250		21 900	" "	A destination du Canada	40
					2 708	" "	A destination des Etats-Unis	41
		503	3 048		34 507	" "	Total du trafic marchandises transportées(1)	42
		482	845		27 547	" "	Déchargées du wagon au Canada	43
		22	2 077		3 918	" "	Remises aux autres chemins de fer au Canada	44
			125		3 042	" "	Remises au réseau des Etats-Unis	45
							512. Produits de base en verre:	
			1		1 362	wagon	Nombre de wagons chargés	46
			7		46 199	tonnes métriques	Chargées sur wagons au Canada	47
						" "	En provenance d'autres chemins de fer au Canada	48
13			8 029		12 540	" "	En provenance des Etats-Unis	
			9 690		56 880	" "	A destination du Canada	49
					63	" "	A destination des Etats-Unis	50
18			17 726		117 682	" "	Total du trafic marchandises transportées(1)	51
19			10 170		93 862	" "	Déchargées du wagon au Canada	52
			7 556		12 755	" "	Remises aux autres chemins de fer au Canada	53
					11 065	" "	Remises au réseau des Etats-Unis	54

Voir notes à la fin du tableau.

TABLE 2. Revenue Freight Carried by Railways Within Canada, 1979

Commodity		Class I - Classe I		Class II - Classe II			
		Canadian National Canadien National	Canadian Pacific Canadien Pacifique	Algoma Central	British Columbia Railway	Canadian Southern (Consolidated Rail)	Chesapeake and Ohio
Fabricated materials, inedible (C.L.):							
514. Asbestos and asbestos-cement basic products:							
1	Number of railway cars loaded	carloads	553	276	-	-	-
2	Loaded onto railway cars in Canada	metric tonnes	15 303	11 461	-	-	-
3	Received from other railways in Canada	" "	-	-	-	-	-
4	Received from United States rail	" "	172	85	-	-	16 555
5	Destined to Canadian points	" "	154	18	-	-	-
6	Destined to United States points	" "	264	49	-	-	-
6	Total freight traffic carried(1)	" "	15 893	11 613	-	-	16 578
7	Unloaded from railway cars in Canada	" "	12 248	5 590	-	-	-
8	Delivered to other railways in Canada	" "	404	2 920	-	-	-
9	Delivered to United States rail connections	" "	3 242	3 103	-	-	16 555
516. Portland cement, standard:							
10	Number of railway cars loaded	carloads	13 462	7 288	-	758	-
11	Loaded onto railway cars in Canada	metric tonnes	987 778	656 837	-	68 385	-
12	Received from other railways in Canada	" "	-	-	-	-	-
13	Received from United States rail	" "	9 366	36 448	-	11 105	33 911
14	Destined to Canadian points	" "	11 625	13 669	-	-	-
15	Destined to United States points	" "	-	55	-	-	-
15	Total freight traffic carried(1)	" "	1 008 769	707 009	-	79 490	33 911
16	Unloaded from railway cars in Canada	" "	936 230	603 773	-	79 490	-
17	Delivered to other railways in Canada	" "	42 890	65 081	-	-	-
18	Delivered to United States rail connections	" "	29 649	38 155	-	-	33 911
518. Concrete pipe:							
19	Number of railway cars loaded	carloads	1,131	1	-	-	-
20	Loaded onto railway cars in Canada	metric tonnes	33 827	44	-	-	-
21	Received from other railways in Canada	" "	-	-	-	-	-
22	Received from United States rail	" "	-	217	-	-	-
23	Destined to Canadian points	" "	-	468	-	-	-
24	Destined to United States points	" "	-	-	-	-	-
24	Total freight traffic carried(1)	" "	33 827	729	-	-	-
25	Unloaded from railway cars in Canada	" "	16 011	729	-	-	-
26	Delivered to other railways in Canada	" "	17 667	-	-	-	-
27	Delivered to United States rail connections	" "	150	-	-	-	-
520. Cement and concrete basic products, n.e.s.:							
28	Number of railway cars loaded	carloads	2 173	4 716	-	102	-
29	Loaded onto railway cars in Canada	metric tonnes	156 579	370 030	-	8 868	-
30	Received from other railways in Canada	" "	-	-	-	-	-
31	Received from United States rail	" "	2 673	1 240	-	-	-
32	Destined to Canadian points	" "	11 100	371	-	-	-
33	Destined to United States points	" "	353	406	-	-	-
33	Total freight traffic carried(1)	" "	170 705	372 047	-	8 868	290
34	Unloaded from railway cars in Canada	" "	168 058	365 387	-	8 868	-
35	Delivered to other railways in Canada	" "	752	3 481	-	-	-
36	Delivered to United States rail connections	" "	1 896	3 180	-	-	290
522. Plaster:							
37	Number of railway cars loaded	carloads	4	173	-	-	-
38	Loaded onto railway cars in Canada	metric tonnes	204	3 796	-	-	-
39	Received from other railways in Canada	" "	-	-	-	-	-
40	Received from United States rail	" "	474	34	-	-	-
41	Destined to Canadian points	" "	8 906	6 169	-	-	-
42	Destined to United States points	" "	-	283	-	-	-
42	Total freight traffic carried(1)	" "	9 584	10 282	-	-	29
43	Unloaded from railway cars in Canada	" "	9 265	9 557	-	-	-
44	Delivered to other railways in Canada	" "	318	275	-	-	-
45	Delivered to United States rail connections	" "	-	450	-	-	-
524. Gypsum wallboard and sheathing:							
46	Number of railway cars loaded	carloads	526	45	-	89	-
47	Loaded onto railway cars in Canada	metric tonnes	23 570	2 724	-	1 416	-
48	Received from other railways in Canada	" "	-	-	-	-	-
49	Received from United States rail	" "	151	1 149	-	162	-
50	Destined to Canadian points	" "	86	180	-	-	-
51	Destined to United States points	" "	-	-	-	-	-
51	Total freight traffic carried(1)	" "	23 807	4 053	-	1 578	626
52	Unloaded from railway cars in Canada	" "	20 948	3 655	-	1 579	-
53	Delivered to other railways in Canada	" "	1 882	194	-	-	-
54	Delivered to United States rail connections	" "	1 876	204	-	-	626

See footnote(s) at end of table.

TABLEAU 2. Marchandises payantes transportées par chemin de fer au Canada, 1979

Class II - Classe II				Classes III and IV	Grand total all Railways	Type de marchandise	No	
Northern Alberta	Ontario Northland	Quebec North Shore and Labrador	All other Tous autres					Classes III et IV
						Demi-produits, non comestibles (charge complète):		
						514. Produits de base en amiante et en fibrociment:		
-	-	-	-	-	829	wagon	Nombre de wagons chargés	1
-	-	-	-	-	26 764	tonnes métriques	Chargées sur wagons au Canada	2
14	-	-	60 141	-	76 967	"	En provenance d'autres chemins de fer au Canada	3
-	-	-	193	-	388	"	En provenance des Etats-Unis	
-	-	-	-	-	313	"	A destination du Canada	4
-	-	-	-	-	-	"	A destination des Etats-Unis	5
14	-	-	60 334	-	104 432	"	Total du trafic marchandises transportées(1)	6
14	-	-	2 848	-	20 700	"	Déchargées du wagon au Canada	7
-	-	-	73	-	3 420	"	Remises aux autres chemins de fer au Canada	8
-	-	-	57 414	-	80 314	"	Remises au réseau des Etats-Unis	9
						516. Ciment portland ordinaire:		
30	10	66	1 400	-	23 014	wagon	Nombre de wagons chargés	10
2 205	374	3 025	106 663	-	1 825 267	tonnes métriques	Chargées sur wagons au Canada	11
17 770	23 621	-	9 118	-	141 339	"	En provenance d'autres chemins de fer au Canada	12
-	-	-	37 678	-	63 109	"	En provenance des Etats-Unis	
-	-	-	-	-	171	"	A destination du Canada	13
-	-	-	-	-	-	"	A destination des Etats-Unis	14
19 975	23 995	3 025	153 459	-	2 029 886	"	Total du trafic marchandises transportées(1)	15
18 434	23 995	1 899	44 617	-	1 708 438	"	Déchargées du wagon au Canada	16
1 541	-	1 127	6 032	-	116 908	"	Remises aux autres chemins de fer au Canada	17
-	-	-	102 809	-	204 640	"	Remises au réseau des Etats-Unis	18
						518. Tuyau en béton:		
-	-	-	-	-	1,132	wagon	Nombre de wagons chargés	19
-	-	-	-	-	33 871	tonnes métriques	Chargées sur wagons au Canada	20
-	-	-	17 875	-	18 092	"	En provenance d'autres chemins de fer au Canada	21
-	-	-	826	-	1 294	"	En provenance des Etats-Unis	
-	-	-	-	-	-	"	A destination du Canada	22
-	-	-	-	-	-	"	A destination des Etats-Unis	23
-	-	-	18 701	-	53 257	"	Total du trafic marchandises transportées(1)	24
-	-	-	18 637	-	35 377	"	Déchargées du wagon au Canada	25
-	-	-	64	-	17 731	"	Remises aux autres chemins de fer au Canada	26
-	-	-	-	-	150	"	Remises au réseau des Etats-Unis	27
						520. Produits de base en ciment et en béton, n.d.a.:		
13	6	19	29	-	7 059	wagon	Nombre de wagons chargés	28
611	209	865	1 031	-	538 269	tonnes métriques	Chargées sur wagons au Canada	29
25	-	-	320	-	4 350	"	En provenance d'autres chemins de fer au Canada	30
-	-	-	103	-	11 574	"	En provenance des Etats-Unis	
-	-	-	-	-	943	"	A destination du Canada	31
-	-	-	-	-	-	"	A destination des Etats-Unis	32
636	209	865	1 454	-	555 136	"	Total du trafic marchandises transportées(1)	33
637	209	865	471	-	544 495	"	Déchargées du wagon au Canada	34
-	-	-	729	-	4 962	"	Remises aux autres chemins de fer au Canada	35
-	-	-	255	-	5 683	"	Remises au réseau des Etats-Unis	36
						522. Plâtre:		
-	-	-	-	-	177	wagon	Nombre de wagons chargés	37
-	-	-	-	-	4 000	tonnes métriques	Chargées sur wagons au Canada	38
1 231	-	-	25	-	1 764	"	En provenance d'autres chemins de fer au Canada	39
-	-	-	96	-	15 196	"	En provenance des Etats-Unis	
-	-	-	-	-	283	"	A destination du Canada	40
1 231	-	-	121	-	21 243	"	A destination des Etats-Unis	41
-	-	-	74	-	18 896	"	Total du trafic marchandises transportées(1)	42
1 231	-	-	47	-	1 896	"	Déchargées du wagon au Canada	43
-	-	-	-	-	450	"	Remises aux autres chemins de fer au Canada	44
-	-	-	-	-	-	"	Remises au réseau des Etats-Unis	45
						524 Panneaux et revêtements de gypse:		
-	-	-	-	-	660	wagon	Nombre de wagons chargés	46
-	-	-	-	-	27 710	tonnes métriques	Chargées sur wagons au Canada	47
-	-	-	-	-	-	"	En provenance d'autres chemins de fer au Canada	48
-	-	-	-	-	1 462	"	En provenance des Etats-Unis	
-	-	-	1 185	-	8 546	"	A destination du Canada	49
-	-	-	-	-	626	"	A destination des Etats-Unis	50
-	-	-	1 185	-	38 344	"	Total du trafic marchandises transportées(1)	51
-	-	-	1 185	-	33 562	"	Déchargées du wagon au Canada	52
-	-	-	-	-	2 046	"	Remises aux autres chemins de fer au Canada	53
-	-	-	-	-	2 736	"	Remises au réseau des Etats-Unis	54

Voir note(s) à la fin du tableau.

TABLE 2. Revenue Freight Carried by Railways Within Canada, 1979

No.	Commodity	Class I - Classe I		Class II - Classe II			
		Canadian National	Canadian Pacific	Algoma Central	British Columbia Railway	Canada Southern (Consolidated Rail)	Chesapeake and Ohio
		Canadien National	Canadien Pacifique				
Fabricated materials, inedible (C.L.):							
526. Gypsum basic products, n.e.s.:							
1	Number of railway cars loaded		2				
2	Loaded onto railway cars in Canada		metric tonnes 54				
3	Received from other railways in Canada						
4	Received from United States rail						
5	Destined to Canadian points	1 532	468				
5	Destined to United States points					527	
6	Total freight traffic carried(1)	1 586	468			527	
7	Unloaded from railway cars in Canada	1 587	420				
8	Delivered to other railways in Canada		48				
9	Delivered to United States rail connections					527	
528. Lime, hydrated and quick:							
10	Number of railway cars loaded		carloads 4,387				
11	Loaded onto railway cars in Canada		metric tonnes 279 632		2		
12	Received from other railways in Canada			176	130		
13	Received from United States rail	9 166	8 741	7 032	3 220	61 361	
14	Destined to Canadian points	1 747	1 329			228	
14	Destined to United States points		91			3 614	590
15	Total freight traffic carried(1)	290 545	206 917	7 208	3 350	65 203	590
16	Unloaded from railway cars in Canada	219 637	74 401	3 881	3 349		
17	Delivered to other railways in Canada	36 056	77 015	3 327		228	
18	Delivered to United States rail connections	34 853	55 501			64 975	590
530. Non-metallic mineral basic products, n.e.s.:							
19	Number of railway cars loaded		carloads 8,038			1,254	446
20	Loaded onto railway cars in Canada		metric tonnes 230 448			84 133	5 709
21	Received from other railways in Canada						
22	Received from United States rail	19 130	18 784			58 747	731
23	Destined to Canadian points	25 876	5 247			1 811	
23	Destined to United States points	371	773			227	1 094
24	Total freight traffic carried(1)	275 825	232 965			144 918	8 244
25	Unloaded from railway cars in Canada	237 473	84 753			6 658	
26	Delivered to other railways in Canada	14 869	61 955			394	6 431
27	Delivered to United States rail connections	23 482	86 257			137 866	2 110
532. Bituminous pressed or molded fabricated materials:							
28	Number of railway cars loaded		carloads -			30	
29	Loaded onto railway cars in Canada		metric tonnes -			709	
30	Received from other railways in Canada						
31	Received from United States rail	41			255	16	
32	Destined to Canadian points						
32	Destined to United States points						
33	Total freight traffic carried(1)	41			964	16	
34	Unloaded from railway cars in Canada	41			611		
35	Delivered to other railways in Canada				353		
36	Delivered to United States rail connections					16	
534. Miscellaneous fabricated materials:							
37	Number of railway cars loaded		carloads 477			27	
38	Loaded onto railway cars in Canada		metric tonnes 13 951			477	
39	Received from other railways in Canada						
40	Received from United States rail	690	544		748		
41	Destined to Canadian points	521	39			18	
41	Destined to United States points						
42	Total freight traffic carried(1)	15 162	18 175		1 225	18	
43	Unloaded from railway cars in Canada	14 808	12 724		1 225	18	
44	Delivered to other railways in Canada	263	5 381				
45	Delivered to United States rail connections	91	71				
994. Total:							
46	Number of railway cars loaded		carloads 503,293			2,867	14,015
47	Loaded onto railway cars in Canada		metric tonnes 29 102 904		17,028	167 907	841 983
48	Received from other railways in Canada			21 775 767	981 972	4 173 764	
49	Received from United States rail	3 437 082	2 561 899	244 478	246 342	1 162 727	181 496
50	Destined to Canadian points	1 979 602	1 329 728		8 302	257 342	231 773
50	Destined to United States points	784 000	688 608			42 674	683 498
51	Total freight traffic carried(1)	35 303 588	26 356 002	1 226 450	4 426 408	1 630 650	1 938 843
52	Unloaded from railway cars in Canada	20 467 345	12 677 526	235 503	1 866 447	306 710	386 609
53	Delivered to other railways in Canada	1 991 766	3 070 304	841 791	1 991 668	154 596	536 287
54	Delivered to United States rail connections	12 844 478	10 608 171	149 156	570 293	1 169 344	1 015 937

See footnote(s) at end of table.

TABLEAU 2. Marchandises payantes transportées par chemin de fer au Canada, 1979

Class II - Classe II				Classes III and IV	Grand total all Railways	Type de marchandise	No	
Northern Alberta	Ontario Northland	Quebec North Shore and Labrador	All other Tous autres	Classes III et IV	Total général tous chemins de fer			
							Demi-produits, non comestibles (charge complète):	
							526. Produits de base en gypse, n.d.a.:	
					2	wagon	Nombre de wagons chargés	1
					54	tonnes métriques	Chargées sur wagons au Canada	2
			95		95	" "	En provenance d'autres chemins de fer au Canada	3
			1 020		3 020	" "	En provenance des Etats-Unis:	
					527	" "	A destination du Canada	4
					527	" "	A destination des Etats-Unis	5
			1 115		3 696	" "	Total du trafic marchandises transportées(1)	6
			695		2 702	" "	Déchargées du wagon au Canada	7
			421		469	" "	Remises aux autres chemins de fer au Canada	8
					527	" "	Remises au réseau des Etats-Unis	9
							528. Chaux hydratée et vive:	
	2				7,145	wagon	Nombre de wagons chargés	10
	16				476 710	tonnes métriques	Chargées sur wagons au Canada	11
			61 120		159 644	" "	En provenance d'autres chemins de fer au Canada	12
	9 004		6 612		9 916	" "	En provenance des Etats-Unis:	
				1 020	5 315	" "	A destination du Canada	13
					5 315	" "	A destination des Etats-Unis	14
	9 020		67 732	1 020	651 585	" "	Total du trafic marchandises transportées(1)	15
			5 676		314 083	" "	Déchargées du wagon au Canada	16
	7 139		62 055		180 563	" "	Remises aux autres chemins de fer au Canada	17
	1 882			1 020	156 939	" "	Remises au réseau des Etats-Unis	18
							530. Produits minéraux non métalliques de base, n.d.a.:	
			789		15 231	wagon	Nombre de wagons chargés	19
			63 632		592 103	tonnes métriques	Chargées sur wagons au Canada	20
						" "	En provenance d'autres chemins de fer au Canada	21
484			65 720		163 576	" "	En provenance des Etats-Unis:	
			10 186		43 120	" "	A destination du Canada	22
			75		3 247	" "	A destination des Etats-Unis	23
484			139 613		802 046	" "	Total du trafic marchandises transportées(1)	24
			11 672		340 714	" "	Déchargées du wagon au Canada	25
325			63 606		147 281	" "	Remises aux autres chemins de fer au Canada	26
			64 333		314 048	" "	Remises au réseau des Etats-Unis	27
							532. Demi-produits bitumineux pressés ou moulés:	
					30	wagon	Nombre de wagons chargés	28
					709	tonnes métriques	Chargées sur wagons au Canada	29
			750		1 062	" "	En provenance d'autres chemins de fer au Canada	30
			16		16	" "	En provenance des Etats-Unis:	
						" "	A destination du Canada	31
						" "	A destination des Etats-Unis	32
			766		1 787	" "	Total du trafic marchandises transportées(1)	33
			750		1 402	" "	Déchargées du wagon au Canada	34
			16		369	" "	Remises aux autres chemins de fer au Canada	35
					16	" "	Remises au réseau des Etats-Unis	36
							534. Demi-produits divers:	
			5		1,018	wagon	Nombre de wagons chargés	37
			172		32 192	tonnes métriques	Chargées sur wagons au Canada	38
						" "	En provenance d'autres chemins de fer au Canada	39
107			5 084		7 173	" "	En provenance des Etats-Unis:	
			4 096		4 674	" "	A destination du Canada	40
				54	54	" "	A destination des Etats-Unis	41
107			9 352	54	44 093	" "	Total du trafic marchandises transportées(1)	42
			7 992		36 860	" "	Déchargées du wagon au Canada	43
93			1 132		6 791	" "	Remises aux autres chemins de fer au Canada	44
15			226	54	442	" "	Remises au réseau des Etats-Unis	45
							994. Total:	
6 271	10 329	8 605	46 860		1,041,197	wagon	Nombre de wagons chargés	46
302 904	619 103	580 157	2 436 053		60 982 514	tonnes métriques	Chargées sur wagons au Canada	47
						" "	En provenance d'autres chemins de fer au Canada	48
542 915	862 627	34 273	3 535 537		12 809 469	" "	En provenance des Etats-Unis:	
			925 646		4 732 393	" "	A destination du Canada	49
			77 004	200 522	2 476 306	" "	A destination des Etats-Unis	50
845 819	1 481 730	614 430	6 974 240	200 522	81 000 682	" "	Total du trafic marchandises transportées(1)	51
198 487	373 746	564 842	1 972 864		39 050 079	" "	Déchargées du wagon au Canada	52
647 333	1 107 984	49 588	2 180 666		12 571 993	" "	Remises aux autres chemins de fer au Canada	53
			2 820 712	200 522	29 378 613	" "	Remises au réseau des Etats-Unis	54

Voir notes) à la fin du tableau.

TABLE 2. Revenue Freight Carried by Railways Within Canada, 1979

Commodity		Class I - Classe I		Class II - Classe II			
		Canadian National Canadien National	Canadian Pacific Canadien Pacifique	Algoma Central	British Columbia Railway	Canada Southern (Consolidated Rail)	Chesapeake and Ohio
Section V: End-products, inedible (C.L.):							
536. Power boilers:							
1	Number of railway cars loaded	carloads	460	263	-	-	-
2	Loaded onto railway cars in Canada	metric tonnes	14 948	8 633	-	-	-
3	Received from other railways in Canada	" "	-	-	-	-	-
4	Received from United States rail:	" "	171	2 594	-	-	88
5	Destined to Canadian points	" "	1 373	2 947	-	-	1 348
6	Destined to United States points	" "	624	818	-	-	-
7	Total freight traffic carried(1)	" "	17 116	14 992	-	-	1 436
8	Unloaded from railway cars in Canada	" "	8 578	11 879	-	-	-
9	Delivered to other railways in Canada	" "	4 046	1 552	-	-	1 348
10	Delivered to United States rail connections	" "	4 491	1 560	-	-	88
538. Engines and turbines, general purpose:							
11	Number of railway cars loaded	carloads	159	271	-	1	-
12	Loaded onto railway cars in Canada	metric tonnes	7 039	8 368	-	40	-
13	Received from other railways in Canada	" "	-	-	-	-	-
14	Received from United States rail:	" "	153	652	-	-	-
15	Destined to Canadian points	" "	556	681	-	-	223
16	Destined to United States points	" "	23	-	-	-	-
17	Total freight traffic carried(1)	" "	7 771	9 701	-	40	223
18	Unloaded from railway cars in Canada	" "	7 155	8 965	-	40	-
19	Delivered to other railways in Canada	" "	174	258	-	-	223
20	Delivered to United States rail connections	" "	442	479	-	-	-
539. Electric generators and motors:							
21	Number of railway cars loaded	carloads	99	97	-	8	-
22	Loaded onto railway cars in Canada	metric tonnes	4 305	2 888	-	221	-
23	Received from other railways in Canada	" "	-	-	-	-	-
24	Received from United States rail:	" "	127	604	36	-	33
25	Destined to Canadian points	" "	601	702	-	-	14
26	Destined to United States points	" "	83	-	-	-	18
27	Total freight traffic carried(1)	" "	5 116	4 194	36	221	65
28	Unloaded from railway cars in Canada	" "	3 323	3 085	-	221	-
29	Delivered to other railways in Canada	" "	399	580	36	-	14
30	Delivered to United States rail connections	" "	1 393	530	-	-	51
540. General purpose industrial machinery, n.e.s.:							
31	Number of railway cars loaded	carloads	698	1 203	-	-	2
32	Loaded onto railway cars in Canada	metric tonnes	26 937	26 294	-	-	74
33	Received from other railways in Canada	" "	-	-	-	-	-
34	Received from United States rail:	" "	905	1 515	-	-	167
35	Destined to Canadian points	" "	4 890	2 878	-	-	308
36	Destined to United States points	" "	45	332	-	-	-
37	Total freight traffic carried(1)	" "	32 777	31 019	-	-	549
38	Unloaded from railway cars in Canada	" "	24 600	17 403	-	-	93
39	Delivered to other railways in Canada	" "	3 895	1 567	-	-	279
40	Delivered to United States rail connections	" "	4 283	12 048	-	-	176
542. Conveying, elevating and materials handling equipment:							
41	Number of railway cars loaded	carloads	366	1 127	-	7	3
42	Loaded onto railway cars in Canada	metric tonnes	12 322	18 666	-	330	45
43	Received from other railways in Canada	" "	-	-	-	-	-
44	Received from United States rail:	" "	1 856	1 866	185	-	994
45	Destined to Canadian points	" "	8 737	4 790	-	-	684
46	Destined to United States points	" "	2 683	1 338	-	-	159
47	Total freight traffic carried(1)	" "	25 598	26 660	185	330	1 882
48	Unloaded from railway cars in Canada	" "	18 622	19 092	185	330	596
49	Delivered to other railways in Canada	" "	2 216	3 407	-	-	142
50	Delivered to United States rail connections	" "	4 761	4 161	-	-	1 144
544. Construction and maintenance machinery and equipment:							
51	Number of railway cars loaded	carloads	1 361	525	63	851	8
52	Loaded onto railway cars in Canada	metric tonnes	46 951	13 377	876	22 474	195
53	Received from other railways in Canada	" "	-	-	-	-	-
54	Received from United States rail:	" "	1 489	4 476	17	5 245	-
55	Destined to Canadian points	" "	4 084	5 052	-	-	208
56	Destined to United States points	" "	-	50	-	-	435
57	Total freight traffic carried(1)	" "	52 524	22 955	893	27 719	838
58	Unloaded from railway cars in Canada	" "	42 757	17 950	823	25 864	-
59	Delivered to other railways in Canada	" "	6 418	2 625	71	1 810	304
60	Delivered to United States rail connections	" "	3 348	2 380	-	45	534

See footnote(s) at end of table.

TABLEAU 3. Marchandises payantes transportées par chemin de fer au Canada, 1979

Northern Alberta	Class II - Classe II			All other Tous autres	Classes III and IV Classes III et IV	Grand total all Railways Total général tous chemins de fer	Type de marchandise	No	
	Ontario Northland	Quebec North Shore and Labrador							
							Section V: Produits finis, non comestibles (charge complète):		
							536. Chaudières mécaniques:		
						723	wagon	Nombre de wagons chargés	1
						23 581	tonnes métriques	Chargées sur wagons au Canada	2
								En provenance d'autres chemins de fer au Canada	3
	30			3 363		7 056		En provenance des Etats-Unis:	
				198		5 866		A destination du Canada	4
					88	1 530		A destination des Etats-Unis	5
	30			3 561	88	38 033		Total du trafic marchandises transportées(1)	6
								Déchargées du wagon au Canada	7
	30			999		21 486		Remises aux autres chemins de fer au Canada	8
				1 555		8 501		Remises au réseau des Etats-Unis	9
				1 007	88	8 044			
								538. Moteurs et turbines d'usage général:	
						432	wagon	Nombre de wagons chargés	10
1						15 471	tonnes métriques	Chargées sur wagons au Canada	11
24								En provenance d'autres chemins de fer au Canada	12
				474		1 331		En provenance des Etats-Unis:	
52				893		2 353		A destination du Canada	13
						282		A destination des Etats-Unis	14
				1 367		19 437		Total du trafic marchandises transportées(1)	15
								Déchargées du wagon au Canada	16
				548		16 708		Remises aux autres chemins de fer au Canada	17
				713		1 444		Remises au réseau des Etats-Unis	18
				106		1 286			
								539. Génératrices et moteurs électriques:	
						350	wagon	Nombre de wagons chargés	19
4	1	115		26		9 679	tonnes métriques	Chargées sur wagons au Canada	20
80	23	1 373		789				En provenance d'autres chemins de fer au Canada	21
						1 494		En provenance des Etats-Unis:	
75	100			519		2 195		A destination du Canada	22
				878		176		A destination des Etats-Unis	23
						13 544		Total du trafic marchandises transportées(1)	24
155	123	1 373		2 186				Déchargées du wagon au Canada	25
						9 059		Remises aux autres chemins de fer au Canada	26
155	122	1 373		780		1 499		Remises au réseau des Etats-Unis	27
				470		2 985			
				936					
								540. Machines industrielles d'usage général, n.d.a.:	
						2 512	wagon	Nombre de wagons chargés	28
5	12	476		113		66 356	tonnes métriques	Chargées sur wagons au Canada	29
136	352	10 846		1 684				En provenance d'autres chemins de fer au Canada	30
						11 135		En provenance des Etats-Unis:	
107	1 406	798		6 105		9 479		A destination du Canada	31
				1 340		735		A destination des Etats-Unis	32
						87 705		Total du trafic marchandises transportées(1)	33
243	1 758	11 644		9 129				Déchargées du wagon au Canada	34
						56 840		Remises aux autres chemins de fer au Canada	35
243	1 378	7 584		5 345		12 360		Remises au réseau des Etats-Unis	36
	380	4 061		2 145		18 504			
				1 639					
								542. Convoyeurs et appareils de levage et de manutention:	
						1 699	wagon	Nombre de wagons chargés	37
	4			51		35 152	tonnes métriques	Chargées sur wagons au Canada	38
	24			1 528				En provenance d'autres chemins de fer au Canada	39
648				712		6 576		En provenance des Etats-Unis:	
				4 176		18 726		A destination du Canada	40
				274	83	12 117		A destination des Etats-Unis	41
						72 571		Total du trafic marchandises transportées(1)	42
648	24			6 690	83			Déchargées du wagon au Canada	43
						43 699		Remises aux autres chemins de fer au Canada	44
609	24			3 742		7 345		Remises au réseau des Etats-Unis	45
39				1 386		21 527			
				1 560	83				
								544. Machines et matériel de construction et d'entretien:	
						3 121	wagon	Nombre de wagons chargés	46
239	66	1		7		89 939	tonnes métriques	Chargées sur wagons au Canada	47
4 860	998	81		127				En provenance d'autres chemins de fer au Canada	48
						17 804		En provenance des Etats-Unis:	
1 975	364	127		4 111		13 357		A destination du Canada	49
				4 013		524		A destination des Etats-Unis	50
						121 624		Total du trafic marchandises transportées(1)	51
6 336	1 362	208		8 251				Déchargées du wagon au Canada	52
						98 043		Remises aux autres chemins de fer au Canada	53
5 750	1 351	200		3 829		16 109		Remises au réseau des Etats-Unis	54
2 326	11	8		3 296		7 471			
				1 125					

Voir note(s) à la fin du tableau

TABLE 2. Revenue Freight Carried by Railways Within Canada, 1979

Commodity		Class I - Classe I		Class II - Classe II				
		Canadian National Canadien National	Canadian Pacific Canadien Pacifique	Algoma Central	British Columbia Railway	Canada Southern (Consolidated Rail)	Chesapeake and Ohio	
No.								
End-products, inedible (C.L.):								
546. Special industry machinery, n.e.s.:								
1	Number of railway cars loaded	carloads	581	578	-	7	5	11
2	Loaded onto railway cars in Canada	metric tonnes	19 788	14 400	-	199	104	220
3	Received from other railways in Canada	" "	-	-	-	-	-	-
4	Received from United States rail:	" "	894	3 621	94	-	397	-
5	Destined to Canadian points	" "	14 715	9 638	-	-	1 249	1 857
6	Destined to United States points	" "	634	620	-	-	-	889
7	Total freight traffic carried(1)	" "	36 031	28 279	94	199	1 750	2 966
8	Unloaded from railway cars in Canada	" "	28 576	20 658	94	199	74	1 175
9	Delivered to other railways in Canada	" "	3 307	2 636	-	-	1 175	682
10	Delivered to United States rail connections	" "	4 148	4 984	-	-	502	1 109
548. Agricultural machinery and equipment:								
11	Number of railway cars loaded	carloads	3,664	2,555	-	4	137	1
12	Loaded onto railway cars in Canada	metric tonnes	146 590	36 314	-	83	1 982	18
13	Received from other railways in Canada	" "	-	-	-	-	-	-
14	Received from United States rail:	" "	8 539	18 745	12	294	518	-
15	Destined to Canadian points	" "	45 469	32 263	-	-	129	316
16	Destined to United States points	" "	124	566	-	-	-	170
17	Total freight traffic carried(1)	" "	200 722	87 888	12	377	2 629	504
18	Unloaded from railway cars in Canada	" "	112 337	58 911	-	377	30	280
19	Delivered to other railways in Canada	" "	9 517	1 904	12	-	533	54
20	Delivered to United States rail connections	" "	78 869	27 073	-	-	2 067	170
550. Tractors:								
21	Number of railway cars loaded	carloads	302	544	5	-	22	-
22	Loaded onto railway cars in Canada	metric tonnes	11 391	11 000	117	-	308	-
23	Received from other railways in Canada	" "	-	-	-	-	-	-
24	Received from United States rail:	" "	533	508	-	-	-	-
25	Destined to Canadian points	" "	21 532	15 780	-	-	163	34
26	Destined to United States points	" "	-	23	-	-	-	84
27	Total freight traffic carried(1)	" "	33 456	27 311	117	-	471	119
28	Unloaded from railway cars in Canada	" "	32 883	25 261	-	-	-	-
29	Delivered to other railways in Canada	" "	541	306	117	-	200	34
30	Delivered to United States rail connections	" "	32	1 744	-	-	272	84
552. Railway rolling stock:								
31	Number of railway cars loaded	carloads	2,443	2,123	-	45	38	1
32	Loaded onto railway cars in Canada	metric tonnes	90 003	45 269	9	1 776	819	23
33	Received from other railways in Canada	" "	-	-	-	-	-	-
34	Received from United States rail:	" "	1 723	32 204	-	3 007	13 395	14
35	Destined to Canadian points	" "	4 694	4 755	-	-	4 293	325
36	Destined to United States points	" "	231	420	-	-	-	1 875
37	Total freight traffic carried(1)	" "	96 651	82 648	9	4 783	18 507	2 237
38	Unloaded from railway cars in Canada	" "	82 555	46 832	-	4 635	258	41
39	Delivered to other railways in Canada	" "	3 554	8 034	9	149	4 049	284
40	Delivered to United States rail connections	" "	10 541	27 782	-	-	14 200	1 911
554. Passenger automobiles and chassis:								
41	Number of railway cars loaded	carloads	18,209	14,614	-	13	-	-
42	Loaded onto railway cars in Canada	metric tonnes	320 020	325 184	-	247	-	-
43	Received from other railways in Canada	" "	-	-	-	-	-	-
44	Received from United States rail:	" "	61 925	33 423	-	-	223	3 013
45	Destined to Canadian points	" "	113 613	29 975	-	-	1 097	2 869
46	Destined to United States points	" "	18 625	-	-	-	494	114 450
47	Total freight traffic carried(1)	" "	514 183	388 582	-	247	1 814	120 332
48	Unloaded from railway cars in Canada	" "	367 904	281 015	-	247	-	-
49	Delivered to other railways in Canada	" "	32 533	33 820	-	-	1 097	2 869
50	Delivered to United States rail connections	" "	113 746	73 748	-	-	717	117 462
556. Motor vehicle engines, accessories parts and assemblies:								
51	Number of railway cars loaded	carloads	20,101	12,998	-	2	939	1,550
52	Loaded onto railway cars in Canada	metric tonnes	590 057	242 597	-	34	19 154	44 222
53	Received from other railways in Canada	" "	-	-	-	-	-	-
54	Received from United States rail:	" "	3 318	86 103	-	-	43 920	2 139
55	Destined to Canadian points	" "	662 496	454 988	-	-	193 574	5 819
56	Destined to United States points	" "	99 290	1 315	-	-	29 251	156 435
57	Total freight traffic carried(1)	" "	1 355 161	785 003	-	34	285 899	208 615
58	Unloaded from railway cars in Canada	" "	904 258	693 805	-	34	19 964	5 492
59	Delivered to other railways in Canada	" "	50 878	9 689	-	-	173 610	4 003
60	Delivered to United States rail connections	" "	400 026	81 509	-	-	92 325	199 119

See footnote(s) at end of table.

TABLEAU 2. Marchandises payantes transportées par chemin de fer au Canada, 1979

Class II - Classe II				Classes III and IV	Grand total all Railways	Type de marchandise	No
Northern Alberta	Ontario Northland	Quebec North Shore and Labrador	All other Tous autres	Classes III et IV	Total général tous chemins de fer		
<p>Produits finals, non comestibles (charge complète): 546. Machines industrielles spéciales, n.d.a.:</p>							
1	7	-	112	-	1,302	wagon	1
39	161	-	1 129	-	36 040	tonnes métriques	2
1 073	383	-	3 364	-	9 826	" "	3
-	-	-	9 825	-	37 284	" "	4
-	-	-	-	-	2 143	" "	5
1 112	544	-	14 318	-	85 293	" "	6
137	451	-	8 741	-	60 105	" "	7
975	93	-	4 801	-	13 669	" "	8
-	-	-	775	-	11 518	" "	9
<p>548. Machines et matériel agricoles:</p>							
5	-	-	1,506	-	7,872	wagon	10
48	-	-	21 642	-	206 677	tonnes métriques	11
5 696	143	-	2 160	-	36 083	" "	12
-	-	-	5 405	-	83 582	" "	13
-	-	-	-	-	860	" "	14
5 744	143	-	29 207	-	327 202	" "	15
5 171	143	-	2 374	-	179 623	" "	16
573	-	-	24 732	-	37 301	" "	17
-	-	-	2 102	-	110 281	" "	18
<p>550. Tracteurs:</p>							
2	3	-	7	-	885	wagon	19
132	15	-	185	-	23 148	tonnes métriques	20
569	-	-	356	-	1 966	" "	21
-	-	-	7 212	-	44 722	" "	22
-	-	-	-	-	107	" "	23
701	15	-	7 753	-	69 943	" "	24
569	15	-	5 723	-	64 441	" "	25
142	-	-	1 862	-	3 203	" "	26
-	-	-	169	-	2 301	" "	27
<p>552. Matériel ferroviaire roulant:</p>							
8	1	28	684	-	5,371	wagon	28
147	18	1 570	15 681	-	155 297	tonnes métriques	29
1 183	440	295	11 243	-	63 504	" "	30
-	-	-	6 794	-	20 861	" "	31
-	-	-	329	-	2 855	" "	32
1 330	458	1 865	34 047	-	242 517	" "	33
14	361	1 570	7 326	-	143 592	" "	34
1 316	97	295	18 560	-	36 329	" "	35
-	-	-	8 163	-	62 597	" "	36
<p>554. Voitures particulières et châssis:</p>							
-	76	-	10,211	-	43,123	wagon	37
-	274	-	144 378	-	790 103	tonnes métriques	38
-	-	816	57 037	-	156 437	" "	39
-	-	-	99 347	-	246 901	" "	40
-	-	-	22 802	-	156 371	" "	41
-	274	816	323 564	-	1 349 812	" "	42
-	274	816	101 136	-	751 392	" "	43
-	-	-	84 356	-	154 675	" "	44
-	-	-	138 073	-	443 746	" "	45
<p>556. Moteurs, accessoires, pièces et assemblages de véhicules automobiles:</p>							
-	-	-	3,722	-	39,312	wagon	48
-	-	-	77 042	-	973 106	tonnes métriques	47
21	-	-	46 388	-	181 889	" "	48
-	-	-	197 971	-	1 514 848	" "	49
-	-	-	13 175	-	299 466	" "	50
21	-	-	334 576	-	2 969 309	" "	51
-	-	-	193 547	-	1 817 100	" "	52
21	-	-	56 318	-	294 519	" "	53
-	-	-	84 711	-	857 690	" "	54

Voir notes) à la fin du tableau.

TABLE 2. Revenue Freight Carried by Railways Within Canada, 1979

No.	Commodity		Class I - Classe I		Class II - Classe II			
			Canadian National Canadien National	Canadian Pacific Canadien Pacifique	Algoma Central	British Columbia Railway	Canada Southern (Consolidated Rail)	Chesapeake and Ohio
End-products, inedible (C.L.):								
558. Road motor vehicles, n.e.s.:								
1	Number of railway cars loaded	carloads	30 359	15 088	-	40	197	1
2	Loaded onto railway cars in Canada	metric tonnes	628 625	263 719	-	1 003	5 528	64
3	Received from other railways in Canada	" "	-	-	-	-	-	-
	Received from United States rail:		5 987	50 122	-	44	442	18
4	Destined to Canadian points	" "	60 802	37 786	-	-	707	-
5	Destined to United States points	" "	4 554	54	-	-	-	4 505
6	Total freight traffic carried(1)	" "	699 968	351 681	-	1 047	6 677	4 587
7	Unloaded from railway cars in Canada	" "	461 420	275 194	-	857	471	-
8	Delivered to other railways in Canada	" "	63 450	33 981	-	190	368	-
9	Delivered to United States rail connections	" "	175 099	42 505	-	-	5 838	4 587
560. Ships and boats, aircraft and miscellaneous vehicles, n.e.s. (including parts and accessories):								
10	Number of railway cars loaded	carloads	5 630	115	-	22	1	3
11	Loaded onto railway cars in Canada	metric tonnes	120 022	1 124	-	425	27	30
12	Received from other railways in Canada	" "	-	-	-	-	-	-
	Received from United States rail:		3 545	138	-	20	5	-
13	Destined to Canadian points	" "	1 720	392	-	-	1 344	-
14	Destined to United States points	" "	178	55	-	-	907	130
15	Total freight traffic carried(1)	" "	125 465	1 709	-	445	2 283	160
16	Unloaded from railway cars in Canada	" "	95 770	1 038	-	445	819	-
17	Delivered to other railways in Canada	" "	18 956	332	-	-	525	30
18	Delivered to United States rail connections	" "	10 740	339	-	-	940	130
562. Rubber tires and tubes:								
19	Number of railway cars loaded	carloads	4 640	4,474	-	11	2	-
20	Loaded onto railway cars in Canada	metric tonnes	146 835	77 899	-	410	36	-
21	Received from other railways in Canada	" "	-	-	-	-	-	-
	Received from United States rail:		1 233	1 111	-	-	237	-
22	Destined to Canadian points	" "	12 402	1 851	-	-	279	-
23	Destined to United States points	" "	732	718	-	-	1 526	75
24	Total freight traffic carried(1)	" "	161 202	81 579	-	410	2 078	75
25	Unloaded from railway cars in Canada	" "	146 418	56 541	-	410	136	-
26	Delivered to other railways in Canada	" "	1 537	6 912	-	-	143	-
27	Delivered to United States rail connections	" "	13 248	18 126	-	-	1 799	75
564. Communication and related equipment:								
28	Number of railway cars loaded	carloads	222	220	-	-	4	-
29	Loaded onto railway cars in Canada	metric tonnes	5 021	3 045	-	-	66	-
30	Received from other railways in Canada	" "	-	-	-	-	-	-
	Received from United States rail:		-	-	-	-	-	-
31	Destined to Canadian points	" "	1 129	1 074	-	-	1 672	-
32	Destined to United States points	" "	355	43	-	-	-	-
33	Total freight traffic carried(1)	" "	6 505	4 162	-	-	1 738	-
34	Unloaded from railway cars in Canada	" "	6 049	3 986	-	-	1 658	-
35	Delivered to other railways in Canada	" "	-	27	-	-	14	-
36	Delivered to United States rail connections	" "	455	149	-	-	66	-
566. Heating equipment:								
37	Number of railway cars loaded	carloads	1,363	851	-	31	36	-
38	Loaded onto railway cars in Canada	metric tonnes	37 239	10 964	-	996	522	-
39	Received from other railways in Canada	" "	-	-	-	-	-	-
	Received from United States rail:		1 857	3 946	-	50	-	-
40	Destined to Canadian points	" "	1 201	189	-	-	73	-
41	Destined to United States points	" "	95	105	-	-	-	279
42	Total freight traffic carried(1)	" "	40 392	15 204	-	1 046	595	279
43	Unloaded from railway cars in Canada	" "	37 750	12 226	-	1 046	73	-
44	Delivered to other railways in Canada	" "	2 330	2 819	-	-	428	-
45	Delivered to United States rail connections	" "	313	160	-	-	93	279
568. Air-conditioning and refrigeration equipment:								
46	Number of railway cars loaded	carloads	1,682	3,728	-	-	11	1
47	Loaded onto railway cars in Canada	metric tonnes	46 272	42 841	-	-	200	15
48	Received from other railways in Canada	" "	-	-	-	-	-	-
	Received from United States rail:		126	2 791	-	44	-	-
49	Destined to Canadian points	" "	11 002	3 504	-	-	547	1 142
50	Destined to United States points	" "	1 772	110	-	-	72	122
51	Total freight traffic carried(1)	" "	59 172	49 246	-	44	819	1 279
52	Unloaded from railway cars in Canada	" "	51 680	45 431	-	44	407	1 142
53	Delivered to other railways in Canada	" "	3 973	3 513	-	-	140	-
54	Delivered to United States rail connections	" "	3 518	303	-	-	271	137

See footnote(s) at end of table

TABLEAU 2. Marchandises payantes transportées par chemin de fer au Canada, 1979

Class II - Classe II				Classes III and IV	Grand total all Railways	Type de marchandise	No	
Northern Alberta	Ontario Northland	Quebec North Shore and Labrador	All other Tous autres					Classes III et IV
						Produits finals, non comestibles (charge complète):		
						558. Vehicules automobiles routiers, n.d.a.:		
41	150	319	1 325	-	47 520	wagon	Nombre de wagons chargés	1
488	703	3 184	13 675	-	916 989	tonnes métriques	Chargées sur wagons au Canada	2
471	127	70	104 718	-	161 999	" "	En provenance d'autres chemins de fer au Canada	3
-	-	-	68 856	-	168 151	" "	En provenance des Etats-Unis:	
-	-	-	10 793	-	19 906	" "	A destination du Canada	4
-	-	-	-	-	-	" "	A destination des Etats-Unis	5
959	830	3 254	198 042	-	1 267 045	" "	Total du trafic marchandises transportées(1)	6
893	830	3 228	98 271	-	841 164	" "	Déchargées du wagon au Canada	7
66	-	26	48 613	-	146 694	" "	Remises aux autres chemins de fer au Canada	8
-	-	-	51 158	-	279 187	" "	Remises au réseau des Etats-Unis	9
						560. Navires et bateaux, aéronefs et véhicules divers, n.d.a. (y compris les pièces et accessoires):		
1	1	-	3	-	5 776	wagon	Nombre de wagons chargés	10
41	4	-	48	-	121 721	tonnes métriques	Chargées sur wagons au Canada	11
373	83	-	612	-	4 776	" "	En provenance d'autres chemins de fer au Canada	12
-	-	-	728	-	4 184	" "	En provenance des Etats-Unis:	
-	-	-	-	220	1 490	" "	A destination du Canada	13
-	-	-	-	-	-	" "	A destination des Etats-Unis	14
414	87	-	1 388	220	132 171	" "	Total du trafic marchandises transportées(1)	15
72	86	-	660	-	98 890	" "	Déchargées du wagon au Canada	16
342	-	-	666	-	20 851	" "	Remises aux autres chemins de fer au Canada	17
-	-	-	61	220	12 430	" "	Remises au réseau des Etats-Unis	18
						562. Pneus et chambres à air en caoutchouc:		
-	-	31	483	-	9 641	wagon	Nombre de wagons chargés	19
-	-	480	14 728	-	240 388	tonnes métriques	Chargées sur wagons au Canada	20
114	-	-	10 514	-	13 209	" "	En provenance d'autres chemins de fer au Canada	21
-	-	-	1 049	-	15 581	" "	En provenance des Etats-Unis:	
-	-	-	-	4 179	7 230	" "	A destination du Canada	22
-	-	-	-	-	-	" "	A destination des Etats-Unis	23
114	-	480	26 291	4 179	276 408	" "	Total du trafic marchandises transportées(1)	24
114	-	464	1 468	-	205 551	" "	Déchargées du wagon au Canada	25
-	-	15	10 553	-	19 160	" "	Remises aux autres chemins de fer au Canada	26
-	-	-	14 270	4 179	51 697	" "	Remises au réseau des Etats-Unis	27
						564. Matériel de communications et matériel connexe:		
-	-	-	38	-	484	wagon	Nombre de wagons chargés	28
-	-	-	993	-	9 125	tonnes métriques	Chargées sur wagons au Canada	29
25	-	-	98	-	123	" "	En provenance d'autres chemins de fer au Canada	30
-	-	-	4 439	-	8 314	" "	En provenance des Etats-Unis:	
-	-	-	-	-	398	" "	A destination du Canada	31
-	-	-	-	-	-	" "	A destination des Etats-Unis	32
25	-	-	5 530	-	17 960	" "	Total du trafic marchandises transportées(1)	33
9	-	-	4 471	-	16 173	" "	Déchargées du wagon au Canada	34
16	-	-	10	-	67	" "	Remises aux autres chemins de fer au Canada	35
-	-	-	1 049	-	1 719	" "	Remises au réseau des Etats-Unis	36
						566. Matériel de chauffage:		
-	-	-	1	-	2 282	wagon	Nombre de wagons chargés	37
-	-	-	18	-	49 739	tonnes métriques	Chargées sur wagons au Canada	38
82	197	-	2 371	-	8 503	" "	En provenance d'autres chemins de fer au Canada	39
-	-	-	115	-	1 578	" "	En provenance des Etats-Unis:	
-	-	-	43	-	522	" "	A destination du Canada	40
-	-	-	-	-	-	" "	A destination des Etats-Unis	41
82	197	-	2 547	-	60 342	" "	Total du trafic marchandises transportées(1)	42
82	197	-	1 240	-	52 614	" "	Déchargées du wagon au Canada	43
-	-	-	1 246	-	6 823	" "	Remises aux autres chemins de fer au Canada	44
-	-	-	61	-	906	" "	Remises au réseau des Etats-Unis	45
						568. Matériel de climatisation et de réfrigération:		
-	-	-	19	-	5 441	wagon	Nombre de wagons chargés	46
-	-	-	650	-	89 978	tonnes métriques	Chargées sur wagons au Canada	47
116	-	-	2 425	-	5 502	" "	En provenance d'autres chemins de fer au Canada	48
-	-	-	626	-	16 821	" "	En provenance des Etats-Unis:	
-	-	-	-	-	2 076	" "	A destination du Canada	49
-	-	-	-	-	-	" "	A destination des Etats-Unis	50
116	-	-	3 701	-	114 377	" "	Total du trafic marchandises transportées(1)	51
116	-	-	865	-	99 685	" "	Déchargées du wagon au Canada	52
-	-	-	2 174	-	9 800	" "	Remises aux autres chemins de fer au Canada	53
-	-	-	662	-	4 891	" "	Remises au réseau des Etats-Unis	54

Voir note(s) à la fin du tableau.

TABLE 2. Revenue Freight Carried by Railways Within Canada, 1979

No.	Commodity		Class I - Classe I		Class II - Classe II			
			Canadian National	Canadian Pacific	Algoma Central	British Columbia Railway	Canada Southern (Consolidated Rail)	Chesapeake and Ohio
			Canadien National	Canadien Pacifique				
End-products, inedible (C.L.):								
570. Plumbing equipment and fittings:								
1	Number of railway cars loaded	carloads	1,264	416	-	9	-	-
2	Loaded onto railway cars in Canada	metric tonnes	30 509	4 796	-	316	-	-
3	Received from other railways in Canada	" "	-	-	-	-	-	-
	Received from United States rail:	" "	49	235	-	-	46	-
4	Destined to Canadian points	" "	376	281	-	-	-	-
5	Destined to United States points	" "	-	-	-	-	-	-
6	Total freight traffic carried(1)	" "	30 934	5 312	-	316	46	-
7	Unloaded from railway cars in Canada	" "	27 826	5 056	-	316	46	-
8	Delivered to other railways in Canada	" "	3 108	220	-	-	-	-
9	Delivered to United States rail connections	" "	-	36	-	-	-	-
572. Electric lighting, distribution and control equipment, n.e.s.:								
10	Number of railway cars loaded	carloads	416	170	1	43	-	-
11	Loaded onto railway cars in Canada	metric tonnes	24 792	7 732	16	1 773	-	-
12	Received from other railways in Canada	" "	-	-	-	-	-	-
	Received from United States rail:	" "	441	1 301	-	1 148	-	421
13	Destined to Canadian points	" "	1 287	393	-	-	762	-
14	Destined to United States points	" "	59	36	-	-	-	-
15	Total freight traffic carried(1)	" "	26 579	9 462	16	2 921	762	421
16	Unloaded from railway cars in Canada	" "	17 194	6 182	16	2 920	-	328
17	Delivered to other railways in Canada	" "	5 992	1 641	-	-	762	-
18	Delivered to United States rail connections	" "	3 394	1 639	-	-	-	93
574. Furniture and fixtures:								
19	Number of railway cars loaded	carloads	3,851	4,236	-	51	4	2
20	Loaded onto railway cars in Canada	metric tonnes	82 575	45 657	-	637	72	10
21	Received from other railways in Canada	" "	-	-	-	-	-	-
	Received from United States rail:	" "	3 752	5 679	5	43	2 355	-
22	Destined to Canadian points	" "	19 875	6 473	-	-	1 508	-
23	Destined to United States points	" "	5 722	15 363	-	-	557	1 043
24	Total freight traffic carried(1)	" "	111 924	73 172	5	680	4 492	1 059
25	Unloaded from railway cars in Canada	" "	99 158	50 678	-	679	677	-
26	Delivered to other railways in Canada	" "	5 123	7 490	5	-	933	-
27	Delivered to United States rail connections	" "	7 642	15 004	-	-	2 882	1 054
576. Electric appliances and accessories:								
28	Number of railway cars loaded	carloads	5,038	2,338	-	2	29	1
29	Loaded onto railway cars in Canada	metric tonnes	148 711	29 615	-	32	545	28
30	Received from other railways in Canada	" "	-	-	-	-	-	-
	Received from United States rail:	" "	674	2 151	-	-	-	-
31	Destined to Canadian points	" "	6 363	2 688	-	-	3 194	-
32	Destined to United States points	" "	649	17	-	-	31	26
33	Total freight traffic carried(1)	" "	156 397	34 471	-	32	3 770	54
34	Unloaded from railway cars in Canada	" "	142 750	28 127	-	32	2 792	-
35	Delivered to other railways in Canada	" "	12 743	5 495	-	-	402	28
36	Delivered to United States rail connections	" "	904	849	-	-	576	26
577. Other equipment:								
37	Number of railway cars loaded	carloads	749	669	-	5	-	2
38	Loaded onto railway cars in Canada	metric tonnes	17 023	12 850	-	76	-	96
39	Received from other railways in Canada	" "	-	-	-	-	-	-
	Received from United States rail:	" "	151	2 656	-	27	-	-
40	Destined to Canadian points	" "	2 141	378	-	-	83	-
41	Destined to United States points	" "	573	45	-	-	73	-
42	Total freight traffic carried(1)	" "	19 888	15 929	-	103	156	96
43	Unloaded from railway cars in Canada	" "	16 415	13 763	-	103	54	14
44	Delivered to other railways in Canada	" "	2 260	883	-	-	28	83
45	Delivered to United States rail connections	" "	1 215	1 285	-	-	73	-
578. Facial tissues and paper handkerchiefs:								
46	Number of railway cars loaded	carloads	357	268	-	1	-	-
47	Loaded onto railway cars in Canada	metric tonnes	8 821	2 854	-	18	-	-
48	Received from other railways in Canada	" "	-	-	-	-	-	-
	Received from United States rail:	" "	-	125	-	-	171	-
49	Destined to Canadian points	" "	2 309	239	-	-	11	-
50	Destined to United States points	" "	8 313	1 238	-	-	-	6 809
51	Total freight traffic carried(1)	" "	19 443	4 456	-	18	182	6 809
52	Unloaded from railway cars in Canada	" "	8 782	2 714	-	18	-	-
53	Delivered to other railways in Canada	" "	220	414	-	-	11	-
54	Delivered to United States rail connections	" "	10 440	1 329	-	-	171	6 809

See footnote(s) at end of table.

TABLEAU 2. Marchandises payantes transportées par chemin de fer au Canada, 1979

Class II - Classe II				Classes III and IV Classes III et IV	Grand total all Railways Total général tous chemins de fer	Type de marchandise	No	
Northern Alberta	Ontario Northland	Quebec North Shore and Labrador	All other Tous autres					
			6		1 695	wagon	Produits finals, non comestibles (charge complète):	
			157		35 778	tonnes métriques	570. Matériel de plomberie et garnitures:	
23	218		1 490		2 061	" "	Nombre de wagons chargés	1
			368		1 025	" "	Chargées sur wagons au Canada	2
						" "	En provenance d'autres chemins de fer au Canada	3
						" "	En provenance des Etats-Unis:	
						" "	A destination du Canada	4
						" "	A destination des Etats-Unis	5
23	218		2 015		38 864	" "	Total du trafic marchandises transportées(1)	6
23	218		1 800		35 285	" "	Déchargées du wagon au Canada	7
			58		3 386	" "	Remises aux autres chemins de fer au Canada	8
			157		193	" "	Remises au réseau des Etats-Unis	9
							572. Matériel électrique d'éclairage de distribution et de commande:	
	14		31		675	wagon	Nombre de wagons chargés	10
	216		1 286		35 815	tonnes métriques	Chargées sur wagons au Canada	11
						" "	En provenance d'autres chemins de fer au Canada	12
308	2 867		2 959		9 245	" "	En provenance des Etats-Unis:	
			954		3 396	" "	A destination du Canada	13
			206		301	" "	A destination des Etats-Unis	14
308	2 883		5 405		48 757	" "	Total du trafic marchandises transportées(1)	15
308	746		2 075		29 769	" "	Déchargées du wagon au Canada	16
	2 137		2 115		12 547	" "	Remises aux autres chemins de fer au Canada	17
			1 215		6 341	" "	Remises au réseau des Etats-Unis	18
							574. Meubles et accessoires:	
1	1	7	50		8,203	wagon	Nombre de wagons chargés	19
7	9	37	706		129 711	tonnes métriques	Chargées sur wagons au Canada	20
						" "	En provenance d'autres chemins de fer au Canada	21
241	14		9 378		21 467	" "	En provenance des Etats-Unis:	
			12 183		40 044	" "	A destination du Canada	22
			152		22 837	" "	A destination des Etats-Unis	23
248	23	37	22 419		214 059	" "	Total du trafic marchandises transportées(1)	24
249	23	37	11 430		162 936	" "	Déchargées du wagon au Canada	25
			7 226		20 777	" "	Remises aux autres chemins de fer au Canada	26
			3 761		30 343	" "	Remises au réseau des Etats-Unis	27
							576. Appareils et accessoires électriques:	
		2	64		7,474	wagon	Nombre de wagons chargés	28
		184	2 029		181 144	tonnes métriques	Chargées sur wagons au Canada	29
						" "	En provenance d'autres chemins de fer au Canada	30
223			13 033		16 061	" "	En provenance des Etats-Unis:	
			3 348		15 593	" "	A destination du Canada	31
			-	24	747	" "	A destination des Etats-Unis	32
223		184	18 410	24	213 565	" "	Total du trafic marchandises transportées(1)	33
109		184	6 046		180 040	" "	Déchargées du wagon au Canada	34
114			10 350		29 132	" "	Remises aux autres chemins de fer au Canada	35
			2 015	24	4 394	" "	Remises au réseau des Etats-Unis	36
							577. Autre matériel:	
			19		1,444	wagon	Nombre de wagons chargés	37
			477		30 522	tonnes métriques	Chargées sur wagons au Canada	38
						" "	En provenance d'autres chemins de fer au Canada	39
34			2 694		5 582	" "	En provenance des Etats-Unis:	
			1 991		4 593	" "	A destination du Canada	40
			-		691	" "	A destination des Etats-Unis	41
34			5 162		41 368	" "	Total du trafic marchandises transportées(1)	42
21			4 315		34 685	" "	Déchargées du wagon au Canada	43
14			265		3 533	" "	Remises aux autres chemins de fer au Canada	44
			582		3 155	" "	Remises au réseau des Etats-Unis	45
							578. Papiers-mouchoirs et mouchoirs de papier:	
			177		803	wagon	Nombre de wagons chargés	46
			4 959		16 652	tonnes métriques	Chargées sur wagons au Canada	47
						" "	En provenance d'autres chemins de fer au Canada	48
135			442		873	" "	En provenance des Etats-Unis:	
			24		2 583	" "	A destination du Canada	49
			143		16 503	" "	A destination des Etats-Unis	50
135			5 568		36 611	" "	Total du trafic marchandises transportées(1)	51
117			254		11 885	" "	Déchargées du wagon au Canada	52
18			197		860	" "	Remises aux autres chemins de fer au Canada	53
			5 117		23 866	" "	Remises au réseau des Etats-Unis	54

Voir note(s) à la fin du tableau.

TABLE 2. Revenue Freight Carried by Railways Within Canada, 1979

No.	Commodity		Class I - Classe I		Class II - Classe II			
			Canadian National Canadien National	Canadian Pacific Canadien Pacifique	Algoma Central	British Columbia Railway	Canadian Southern (Consolidated Rail)	Chesapeake and Ohio
End-products, inedible (C.L):								
579. Apparel and accessories, n.e.s.:								
1	Number of railway cars loaded	carloads	26	31	-	-	-	-
2	Loaded onto railway cars in Canada	metric tonnes	569	434	-	-	-	-
3	Received from other railways in Canada	" "	-	-	-	-	-	-
4	Received from United States rail:	" "	84	83	-	-	16	-
5	Destined to Canadian points	" "	1 779	4	-	-	36	-
6	Destined to United States points	" "	527	-	-	-	-	2 742
6	Total freight traffic carried(1)	" "	2 959	521	-	-	52	2 742
7	Unloaded from railway cars in Canada	" "	2 124	271	-	-	21	-
8	Delivered to other railways in Canada	" "	308	-	-	-	15	-
9	Delivered to United States rail connections	" "	527	249	-	-	16	2 742
580. Toiletries, cleaning preparations and household chemical specialties:								
10	Number of railway cars loaded	carloads	3,389	4,612	-	112	-	-
11	Loaded onto railway cars in Canada	metric tonnes	110 237	135 817	-	7 799	-	-
12	Received from other railways in Canada	" "	-	-	-	-	-	-
13	Received from United States rail:	" "	688	1 729	-	20	14	401
14	Destined to Canadian points	" "	11 024	12 980	-	-	9 256	236
15	Destined to United States points	" "	5 723	151	-	-	128	804
15	Total freight traffic carried(1)	" "	127 672	150 677	-	7 819	9 398	1 441
16	Unloaded from railway cars in Canada	" "	118 486	122 357	-	7 819	138	401
17	Delivered to other railways in Canada	" "	3 095	28 051	-	-	9 118	236
18	Delivered to United States rail connections	" "	6 091	270	-	-	142	804
582. Paper napkins, towels and toilet paper:								
19	Number of railway cars loaded	carloads	3,482	1,277	-	52	-	-
20	Loaded onto railway cars in Canada	metric tonnes	73 175	17 745	-	823	-	-
21	Received from other railways in Canada	" "	-	-	-	-	-	-
22	Received from United States rail:	" "	127	2 665	-	-	5 874	10
23	Destined to Canadian points	" "	6 426	8 205	-	-	1 209	33
24	Destined to United States points	" "	17 928	9 007	-	-	6 392	11 381
24	Total freight traffic carried(1)	" "	97 656	37 622	-	823	13 475	11 418
25	Unloaded from railway cars in Canada	" "	67 810	20 326	-	823	-	33
26	Delivered to other railways in Canada	" "	7 535	5 931	-	-	1 209	-
27	Delivered to United States rail connections	" "	22 311	11 366	-	-	12 266	11 377
584. Tableware, paper:								
28	Number of railway cars loaded	carloads	769	547	-	-	-	-
29	Loaded onto railway cars in Canada	metric tonnes	19 303	6 280	-	-	-	-
30	Received from other railways in Canada	" "	-	-	-	-	-	-
31	Received from United States rail:	" "	3 915	2 029	-	-	84	-
32	Destined to Canadian points	" "	2 380	1 217	-	-	157	-
33	Destined to United States points	" "	22 265	5 533	-	-	-	3 132
33	Total freight traffic carried(1)	" "	47 863	15 059	-	-	241	3 132
34	Unloaded from railway cars in Canada	" "	8 058	4 895	-	-	-	-
35	Delivered to other railways in Canada	" "	5 428	4 130	-	-	157	-
36	Delivered to United States rail connections	" "	34 378	6 034	-	-	84	3 132
586. Kitchen utensils, cutlery and tableware, n.e.s. (excluding silverware):								
37	Number of railway cars loaded	carloads	20	380	-	3	-	-
38	Loaded onto railway cars in Canada	metric tonnes	495	5 664	-	41	-	-
39	Received from other railways in Canada	" "	-	-	-	-	-	-
40	Received from United States rail:	" "	370	121	-	-	106	-
41	Destined to Canadian points	" "	1 294	369	-	-	47	-
42	Destined to United States points	" "	98	-	-	-	-	3 885
42	Total freight traffic carried(1)	" "	2 257	6 154	-	41	153	3 885
43	Unloaded from railway cars in Canada	" "	2 035	5 562	-	41	-	-
44	Delivered to other railways in Canada	" "	64	40	-	-	47	-
45	Delivered to United States rail connections	" "	159	552	-	-	106	3 885
588. Household and personal equipment, n.e.s.:								
46	Number of railway cars loaded	carloads	5,173	3,258	-	39	1	2
47	Loaded onto railway cars in Canada	metric tonnes	157 511	41 771	-	612	21	42
48	Received from other railways in Canada	" "	-	-	-	-	-	-
49	Received from United States rail:	" "	3 164	12 178	-	36	5 147	-
50	Destined to Canadian points	" "	4 487	2 288	-	-	417	-
51	Destined to United States points	" "	4 763	4 630	-	-	425	7 950
51	Total freight traffic carried(1)	" "	169 925	60 867	-	648	6 010	7 936
52	Unloaded from railway cars in Canada	" "	101 050	53 626	-	649	312	-
53	Delivered to other railways in Canada	" "	54 160	1 547	-	-	105	24
54	Delivered to United States rail connections	" "	14 715	5 694	-	-	5 594	7 966

See footnotes at end of table.

TABLEAU 2. Marchandises payantes transportées par chemin de fer au Canada, 1979

Class II · Classe II				Classes III and IV Classes III et IV	Grand total all Railways Total général tous chemins de fer	Type de marchandise	No	
Northern Alberta	Ontario Northland	Quebec North Shore and Labrador	All other Tous autres					
			18		75	wagon	Produits finals, non comestibles (charge complète): 579. Vêtement et accessoires, n.d.a.:	1
			468		1 471	tonnes métriques	Nombre de wagons chargés	2
			219		402	" "	Chargées sur wagons au Canada	3
			3 330		5 149	" "	En provenance d'autres chemins de fer au Canada	4
			16		3 285	" "	En provenance des Etats-Unis:	5
			4 033		10 307	" "	A destination du Canada	6
			3 419		5 835	" "	A destination des Etats-Unis	7
			130		453	" "	Total du trafic marchandises transportées(1)	8
			485		4 019	" "	Déchargées du wagon au Canada	9
						" "	Remises aux autres chemins de fer au Canada	
						" "	Remises au réseau des Etats-Unis	
						" "	580. Articles de toilette, préparation de nettoyage et spécialités chimiques:	
	1	5	13		8,132	wagon	Nombre de wagons chargés	10
	7	55	257		254 172	tonnes métriques	Chargées sur wagons au Canada	11
			47 019		49 871	" "	En provenance d'autres chemins de fer au Canada	12
			7 905		41 401	" "	En provenance des Etats-Unis:	13
					6 806	" "	A destination du Canada	14
						" "	A destination des Etats-Unis	15
	7	55	55 181		352 250	" "	Total du trafic marchandises transportées(1)	16
	7	55	37 560		286 823	" "	Déchargées du wagon au Canada	17
			17 533		58 033	" "	Remises aux autres chemins de fer au Canada	18
			89		7 396	" "	Remises au réseau des Etats-Unis	
						" "	582. Serviettes en papier serviettes et papier de toilette:	
			7		4,818	wagon	Nombre de wagons chargés	19
			126		91 869	tonnes métriques	Chargées sur wagons au Canada	20
			6 048		14 798	" "	En provenance d'autres chemins de fer au Canada	21
68			839		16 712	" "	En provenance des Etats-Unis:	22
			450	68	45 206	" "	A destination du Canada	23
			7 463	68	168 585	" "	A destination des Etats-Unis	24
			3 958		92 964	" "	Total du trafic marchandises transportées(1)	25
14			2 792		17 521	" "	Déchargées du wagon au Canada	26
54			712	68	58 100	" "	Remises aux autres chemins de fer au Canada	27
						" "	Remises au réseau des Etats-Unis	
						" "	584. Articles de table en papier:	
			4		1,320	wagon	Nombre de wagons chargés	28
			32		25 615	tonnes métriques	Chargées sur wagons au Canada	29
			3 861		9 889	" "	En provenance d'autres chemins de fer au Canada	30
			128		3 882	" "	En provenance des Etats-Unis:	31
			498		31 428	" "	A destination du Canada	32
			4 519		70 814	" "	A destination des Etats-Unis	33
			2 003		14 956	" "	Total du trafic marchandises transportées(1)	34
			2 516		12 231	" "	Déchargées du wagon au Canada	35
					43 628	" "	Remises aux autres chemins de fer au Canada	36
						" "	Remises au réseau des Etats-Unis	
						" "	586. Articles de cuisine, coutellerie et articles de table, n.d.a. (sauf l'argenterie):	
			61		464	wagon	Nombre de wagons chargés	37
			584		6 784	tonnes métriques	Chargées sur wagons au Canada	38
			217		814	" "	En provenance d'autres chemins de fer au Canada	39
			1 228		2 938	" "	En provenance des Etats-Unis:	40
			16		3 999	" "	A destination du Canada	41
			2 045		14 535	" "	A destination des Etats-Unis	42
			1 374		9 012	" "	Total du trafic marchandises transportées(1)	43
			463		614	" "	Déchargées du wagon au Canada	44
			209		4 911	" "	Remises aux autres chemins de fer au Canada	45
						" "	Remises au réseau des Etats-Unis	
						" "	588. Articles ménagers et personnels, n.d.a.:	
1	19	127	656		9,276	wagon	Nombre de wagons chargés	46
5	131	833	6 973		207 897	tonnes métriques	Chargées sur wagons au Canada	47
			19 426		40 005	" "	En provenance d'autres chemins de fer au Canada	48
			2 838		10 030	" "	En provenance des Etats-Unis:	49
			1 511		19 279	" "	A destination du Canada	50
59	131	833	30 748		277 211	" "	A destination des Etats-Unis	51
						" "	Total du trafic marchandises transportées(1)	52
59	112	833	20 548		177 189	" "	Déchargées du wagon au Canada	53
	19		9 044		64 899	" "	Remises aux autres chemins de fer au Canada	54
			1 158		35 127	" "	Remises au réseau des Etats-Unis	

Voir note(s) à la fin du tableau.

TABLE 2. Revenue Freight Carried by Railways Within Canada, 1979

Commodity	Class I - Classe I		Class II - Classe II			
	Canadian National	Canadian Pacific	Algoma Central	British Columbia Railway	Canada Southern (Consolidated Rail)	Chesapeake and Ohio
No.	Canadian National	Canadian Pacific				
End-products, inedible (C.L.):						
590. Medicinal and pharmaceutical products and supplies, including ophthalmic goods and orthopaedic appliances:						
1	Number of railway cars loaded	carloads	3,024	186	-	-
2	Loaded onto railway cars in Canada	metric tonnes	54 483	4 151	3	-
3	Received from other railways in Canada	" "	-	-	110	-
4	Received from United States rail	" "	11	512	259	33
5	Destined to Canadian points	" "	1 809	1 500	-	117
6	Destined to United States points	" "	559	41	-	-
6	Total freight traffic carried(1)	" "	56 862	6 204	369	150
7	Unloaded from railway cars in Canada	" "	44 894	4 362	368	150
8	Delivered to other railways in Canada	" "	11 273	1 099	-	-
9	Delivered to United States rail connections	" "	695	743	-	-
592. Printed matter:						
10	Number of railway cars loaded	carloads	116	384	-	-
11	Loaded onto railway cars in Canada	metric tonnes	2 962	7 876	-	-
12	Received from other railways in Canada	" "	-	-	-	-
13	Received from United States rail	" "	-	106	-	532
14	Destined to Canadian points	" "	2 118	3 733	-	212
15	Destined to United States points	" "	572	109	-	115
15	Total freight traffic carried(1)	" "	5 652	11 824	-	859
16	Unloaded from railway cars in Canada	" "	5 053	9 854	-	165
17	Delivered to other railways in Canada	" "	27	1 539	-	47
18	Delivered to United States rail connections	" "	572	432	-	647
594. Stationery supplies, photographic goods, musical instruments and recreational supplies:						
19	Number of railway cars loaded	carloads	180	320	-	-
20	Loaded onto railway cars in Canada	metric tonnes	2 994	3 914	-	-
21	Received from other railways in Canada	" "	-	-	-	-
22	Received from United States rail	" "	316	593	-	65
23	Destined to Canadian points	" "	2 930	640	-	410
24	Destined to United States points	" "	15 902	1 010	-	4
24	Total freight traffic carried(1)	" "	22 142	6 157	-	479
25	Unloaded from railway cars in Canada	" "	3 339	4 903	-	-
26	Delivered to other railways in Canada	" "	1 208	141	-	410
27	Delivered to United States rail connections	" "	17 594	1 113	-	69
596. Firearms, weapons, and ammunition:						
28	Number of railway cars loaded	carloads	435	93	-	-
29	Loaded onto railway cars in Canada	metric tonnes	17 832	3 244	-	-
30	Received from other railways in Canada	" "	-	-	-	-
31	Received from United States rail	" "	495	713	189	-
32	Destined to Canadian points	" "	2 200	-	-	-
33	Destined to United States points	" "	137	-	-	91
33	Total freight traffic carried(1)	" "	20 664	3 957	189	126
34	Unloaded from railway cars in Canada	" "	18 851	3 895	189	-
35	Delivered to other railways in Canada	" "	1 249	62	-	-
36	Delivered to United States rail connections	" "	563	-	-	126
598. Prefabricated buildings and structures:						
37	Number of railway cars loaded	carloads	653	1,151	7	-
38	Loaded onto railway cars in Canada	metric tonnes	20 785	22 012	120	-
39	Received from other railways in Canada	" "	-	-	-	-
40	Received from United States rail	" "	191	133	70	34
41	Destined to Canadian points	" "	200	36	-	14
42	Destined to United States points	" "	30	-	-	-
42	Total freight traffic carried(1)	" "	21 206	22 181	190	48
43	Unloaded from railway cars in Canada	" "	17 572	21 300	190	-
44	Delivered to other railways in Canada	" "	3 463	676	-	14
45	Delivered to United States rail connections	" "	171	206	-	34
600. Miscellaneous products, n.e.s.:						
46	Number of railway cars loaded	carloads	21	4,351	1	-
47	Loaded onto railway cars in Canada	metric tonnes	596	36 325	14	-
48	Received from other railways in Canada	" "	-	-	-	-
49	Received from United States rail	" "	27	1 468	-	-
50	Destined to Canadian points	" "	128	130	-	1 493
51	Destined to United States points	" "	16	204	-	27 261
51	Total freight traffic carried(1)	" "	767	38 127	14	28 754
52	Unloaded from railway cars in Canada	" "	674	37 868	14	-
53	Delivered to other railways in Canada	" "	41	14	-	1 493
54	Delivered to United States rail connections	" "	53	245	-	27 261

See footnote(s) at end of table

TABLEAU 2. Marchandises payantes transportées par chemin de fer au Canada, 1979

Class II - Classe II				Classes III and IV	Grand total all Railways	Type de marchandise	No	
Northern Alberta	Ontario Northland	Quebec North Shore and Labrador	All other Tous autres					Classes III et IV
						Produits finals, non comestibles (charge complète):		
			17		3 230	wagon	Nombre de wagons chargés	1
			156		58 900	tonnes métriques	Chargées sur wagons au Canada	2
			10 029		10 844	" "	En provenance d'autres chemins de fer au Canada	3
			207		3 647	" "	En provenance des Etats-Unis:	
			-		646	" "	A destination du Canada	4
			-		-	" "	A destination des Etats-Unis	5
			10 392		74 037	" "	Total du trafic marchandises transportées(1)	6
			9 529		59 317	" "	Déchargées du wagon au Canada	7
			641		13 013	" "	Remises aux autres chemins de fer au Canada	8
			221		1 705	" "	Remises au réseau des Etats-Unis	9
							592. Imprimés:	
			3		503	wagon	Nombre de wagons chargés	10
			78		10 916	tonnes métriques	Chargées sur wagons au Canada	11
			2 980		3 618	" "	En provenance d'autres chemins de fer au Canada	12
			5 313		11 376	" "	En provenance des Etats-Unis:	
			-		880	" "	A destination du Canada	13
			-		-	" "	A destination des Etats-Unis	14
			8 371		26 790	" "	Total du trafic marchandises transportées(1)	15
			6 677		21 749	" "	Déchargées du wagon au Canada	16
			727		2 340	" "	Remises aux autres chemins de fer au Canada	17
			967		2 702	" "	Remises au réseau des Etats-Unis	18
							594. Papeterie, articles de photographie, instruments de musique et articles récréatifs:	
			22		526	wagon	Nombre de wagons chargés	19
	4		550		7 679	tonnes métriques	Chargées sur wagons au Canada	20
	221		782		1 998	" "	En provenance d'autres chemins de fer au Canada	21
	242		6 993		11 037	" "	En provenance des Etats-Unis:	
			216		17 758	" "	A destination du Canada	22
			-		-	" "	A destination des Etats-Unis	23
	463		8 541		38 472	" "	Total du trafic marchandises transportées(1)	24
			6 827		15 133	" "	Déchargées du wagon au Canada	25
			885		3 108	" "	Remises aux autres chemins de fer au Canada	26
	464		827		20 229	" "	Remises au réseau des Etats-Unis	27
							596. Armes à feu, armes et munitions:	
			1		530	wagon	Nombre de wagons chargés	28
			16		21 127	tonnes métriques	Chargées sur wagons au Canada	29
			161		1 644	" "	En provenance d'autres chemins de fer au Canada	30
86			760		2 960	" "	En provenance des Etats-Unis:	
			-		228	" "	A destination du Canada	31
			-		-	" "	A destination des Etats-Unis	32
86			937		25 959	" "	Total du trafic marchandises transportées(1)	33
			130		23 065	" "	Déchargées du wagon au Canada	34
86			630		2 027	" "	Remises aux autres chemins de fer au Canada	35
			177		866	" "	Remises au réseau des Etats-Unis	36
							598. Bâtiments et ouvrages préfabriqués:	
			7		1 845	wagon	Nombre de wagons chargés	37
1	2	24	250		43 381	tonnes métriques	Chargées sur wagons au Canada	38
5	21	188	676		3 699	" "	En provenance d'autres chemins de fer au Canada	39
2 536	59	-	1 285		1 535	" "	En provenance des Etats-Unis:	
			-		30	" "	A destination du Canada	40
			-		-	" "	A destination des Etats-Unis	41
2 541	80	188	2 211		48 645	" "	Total du trafic marchandises transportées(1)	42
1 711	80	188	1 425		42 466	" "	Déchargées du wagon au Canada	43
829			570		5 552	" "	Remises aux autres chemins de fer au Canada	44
			216		627	" "	Remises au réseau des Etats-Unis	45
							600. Produits divers, n.d.a.:	
			3		4 376	wagon	Nombre de wagons chargés	46
			88		37 023	tonnes métriques	Chargées sur wagons au Canada	47
			2 277		3 772	" "	En provenance d'autres chemins de fer au Canada	48
			267		2 018	" "	En provenance des Etats-Unis:	
			-		27 524	" "	A destination du Canada	49
			-		-	" "	A destination des Etats-Unis	50
			2 632		70 337	" "	Total du trafic marchandises transportées(1)	51
			1 043		39 599	" "	Déchargées du wagon au Canada	52
			1 543		3 091	" "	Remises aux autres chemins de fer au Canada	53
			46		27 648	" "	Remises au réseau des Etats-Unis	54

Voir note(s) à la fin du tableau.

TABLE 2. Revenue Freight Carried by Railways Within Canada, 1979

Commodity		Class I - Classe I		Class II - Classe II				
		Canadian National Canadien National	Canadian Pacific Canadien Pacifique	Algoma Central	British Columbia Railway	Canada Southern (Consolidated Rail)	Chesapeake and Ohio	
End-products, inedible (C.L.)								
602. Metal containers:								
1	Number of railway cars loaded	carloads	605	3,018	-	3	95	-
2	Loaded onto railway cars in Canada	metric tonnes	18 777	45 619	-	20	2 134	-
3	Received from other railways in Canada	" "	-	-	-	-	-	-
4	Received from United States rail:	" "	424	6 042	-	99	53	-
5	Destined to Canadian points	" "	2 591	919	-	-	739	205
6	Destined to United States points	" "	93	124	-	-	128	64
7	Total freight traffic carried(1)	" "	21 885	52 704	-	119	3 054	289
8	Unloaded from railway cars in Canada	" "	19 408	41 461	-	119	31	205
9	Delivered to other railways in Canada	" "	1 178	9 555	-	-	729	-
10	Delivered to United States rail connections	" "	1 297	1 687	-	-	2 293	64
604. Glass containers:								
11	Number of railway cars loaded	carloads	701	1,578	-	-	-	-
12	Loaded onto railway cars in Canada	metric tonnes	17 444	29 416	-	-	-	-
13	Received from other railways in Canada	" "	-	-	-	-	-	-
14	Received from United States rail:	" "	953	852	-	-	15	-
15	Destined to Canadian points	" "	1 242	1 921	-	-	627	-
16	Destined to United States points	" "	87	-	-	-	-	14
17	Total freight traffic carried(1)	" "	19 726	32 189	-	-	642	14
18	Unloaded from railway cars in Canada	" "	18 987	32 089	-	-	298	-
19	Delivered to other railways in Canada	" "	321	43	-	-	329	-
20	Delivered to United States rail connections	" "	418	57	-	-	15	14
606. Bags, paper:								
21	Number of railway cars loaded	carloads	259	146	-	-	-	-
22	Loaded onto railway cars in Canada	metric tonnes	8 101	3 080	-	-	-	-
23	Received from other railways in Canada	" "	-	-	-	-	-	-
24	Received from United States rail:	" "	357	333	-	-	-	-
25	Destined to Canadian points	" "	585	581	-	-	200	-
26	Destined to United States points	" "	372	829	-	-	-	1 445
27	Total freight traffic carried(1)	" "	9 415	4 823	-	-	200	1 445
28	Unloaded from railway cars in Canada	" "	8 802	3 371	-	-	-	-
29	Delivered to other railways in Canada	" "	181	337	-	-	200	-
30	Delivered to United States rail connections	" "	431	1 115	-	-	-	1 445
608. Other paper containers:								
31	Number of railway cars loaded	carloads	829	656	-	-	1	-
32	Loaded onto railway cars in Canada	metric tonnes	20 597	7 657	-	-	30	-
33	Received from other railways in Canada	" "	-	-	-	-	-	-
34	Received from United States rail:	" "	2 415	2 567	-	-	84	-
35	Destined to Canadian points	" "	8 589	1 048	-	-	1 012	-
36	Destined to United States points	" "	8 948	794	-	-	-	342
37	Total freight traffic carried(1)	" "	38 549	12 066	-	-	1 126	342
38	Unloaded from railway cars in Canada	" "	25 943	10 399	-	-	735	-
39	Delivered to other railways in Canada	" "	2 151	506	-	-	361	-
40	Delivered to United States rail connections	" "	10 454	1 160	-	-	30	342
610. Wooden containers:								
41	Number of railway cars loaded	carloads	126	114	-	-	-	23
42	Loaded onto railway cars in Canada	metric tonnes	3 531	1 659	-	-	-	374
43	Received from other railways in Canada	" "	-	-	-	-	-	-
44	Received from United States rail:	" "	806	743	-	-	108	-
45	Destined to Canadian points	" "	4 156	1 789	-	-	610	41
46	Destined to United States points	" "	-	166	-	-	-	260
47	Total freight traffic carried(1)	" "	8 493	4 357	-	-	718	675
48	Unloaded from railway cars in Canada	" "	7 762	4 073	-	-	693	41
49	Delivered to other railways in Canada	" "	135	112	-	-	-	374
50	Delivered to United States rail connections	" "	596	172	-	-	24	260
612. Shipping and distribution containers and closures, n.e.s. (not C.O.F.C.):								
51	Number of railway cars loaded	carloads	1,145	2,612	-	1	19	6
52	Loaded onto railway cars in Canada	metric tonnes	27 093	29 787	-	5	347	103
53	Received from other railways in Canada	" "	-	-	-	-	-	-
54	Received from United States rail:	" "	1 784	1 187	-	-	4 011	109
55	Destined to Canadian points	" "	38 091	3 255	-	-	3 629	647
56	Destined to United States points	" "	13 123	7 922	-	-	1 916	7 069
57	Total freight traffic carried(1)	" "	80 091	42 151	-	5	9 903	7 919
58	Unloaded from railway cars in Canada	" "	62 236	13 131	-	5	1 729	632
59	Delivered to other railways in Canada	" "	2 040	4 521	-	-	1 918	37
60	Delivered to United States rail connections	" "	15 815	24 499	-	-	6 256	7 239

See footnote(s) at end of table.

TABLEAU 2. Marchandises payantes transportées par chemin de fer au Canada, 1979

Class II - Classe II				Classes III and IV	Grand total all Railways	Type de marchandise	No
Northern Alberta	Ontario Northland	Quebec North Shore and Labrador	All other Tous autres	Classes III et IV	Total général tous chemins de fer		
						Produits finaux, non comestibles (charge complète):	
						602. Conteneurs en métal:	
			56		3,777	wagon	1
			1 711		68 261	tonnes métriques	2
180	129		12 142		19 069	En provenance d'autres chemins de fer au Canada	3
			1 510		5 964	A destination du Canada	4
					409	A destination des Etats-Unis	5
180	129		15 363		93 703	Total du trafic marchandises transportées(1)	6
98	116		2 414		63 852	Déchargées du wagon au Canada	7
82	13		11 454		23 011	Remises aux autres chemins de fer au Canada	8
			1 495		6 836	Remises au réseau des Etats-Unis	9
						604. Contenants de verre:	
			36		2,315	wagon	10
			745		47 605	tonnes métriques	11
			450		2 270	En provenance des Etats-Unis	12
			410		4 200	A destination du Canada	13
					101	A destination des Etats-Unis	14
			1 605		54 176	Total du trafic marchandises transportées(1)	15
			204		51 578	Déchargées du wagon au Canada	16
			1 363		2 056	Remises aux autres chemins de fer au Canada	17
			39		543	Remises au réseau des Etats-Unis	18
						606. Sacs en papier:	
			3		408	wagon	19
			53		11 234	tonnes métriques	20
			531		1 275	En provenance des Etats-Unis	21
	54		42		1 408	A destination du Canada	22
			91		2 737	A destination des Etats-Unis	23
	54		717		16 654	Total du trafic marchandises transportées(1)	24
	54		18		12 245	Déchargées du wagon au Canada	25
			510		1 228	Remises aux autres chemins de fer au Canada	26
			189		3 180	Remises au réseau des Etats-Unis	27
						608. Autres contenants de papier:	
	86		59		1,631	wagon	28
	1 816		1 018		31 118	tonnes métriques	29
132	712		691		6 601	En provenance des Etats-Unis	30
			4 746		13 395	A destination du Canada	31
			56		10 140	A destination des Etats-Unis	32
132	2 526		6 511		61 254	Total du trafic marchandises transportées(1)	33
103	37		4 141		41 358	Déchargées du wagon au Canada	34
29	2 491		2 313		7 851	Remises aux autres chemins de fer au Canada	35
			57		12 043	Remises au réseau des Etats-Unis	36
						610. Contenants en bois:	
1	9		3		276	wagon	37
18	38		70		5 690	tonnes métriques	38
			105		1 853	En provenance des Etats-Unis	39
73	18		910		7 506	A destination du Canada	40
					426	A destination des Etats-Unis	41
91	56		1 085		15 475	Total du trafic marchandises transportées(1)	42
36	56		970		13 631	Déchargées du wagon au Canada	43
54			67		742	Remises aux autres chemins de fer au Canada	44
			47		1 099	Remises au réseau des Etats-Unis	45
						612. Contenants et conteneurs de livraison et d'expédition, n.d.a. (autres que rail-route):	
	3		114		3 900	wagon	46
	16		1 442		58 793	tonnes métriques	47
41			4 455		11 560	En provenance des Etats-Unis	48
			2 645		48 267	A destination du Canada	49
			922		30 943	A destination des Etats-Unis	50
14	16		9 464		149 563	Total du trafic marchandises transportées(1)	51
14	16		3 953		81 736	Déchargées du wagon au Canada	52
			3 125		11 631	Remises aux autres chemins de fer au Canada	53
			2 386		56 195	Remises au réseau des Etats-Unis	54

Voir note(s) à la fin du tableau

TABLE 2. Revenue Freight Carried by Railways Within Canada, 1979

No.	Commodity		Class I - Classe I		Class II - Classe II			
			Canadian National Canadien National	Canadian Pacific Canadien Pacifique	Algoma Central	British Columbia Railway	Canada Southern (Consolidated Rail)	Chesapeake and Ohio
End-products, inedible (C.L.):								
614. Containers and closures, n.e.s. (not C.O.F.C.):								
1	Number of railway cars loaded	carloads	4	3	-	6	-	-
2	Loaded onto railway cars in Canada	metric tonnes	186	40	-	108	-	-
3	Received from other railways in Canada	" "	-	-	-	-	-	-
4	Received from United States rail:	" "	-	-	-	-	-	-
4	Destined to Canadian points	" "	18	39	-	-	-	-
5	Destined to United States points	" "	-	-	-	-	-	-
6	Total freight traffic carried(1)	" "	204	79	-	108	-	-
7	Unloaded from railway cars in Canada	" "	163	79	-	108	-	-
8	Delivered to other railways in Canada	" "	-	-	-	-	-	-
9	Delivered to United States rail connections	" "	41	-	-	-	-	-
616. Paper end products:								
10	Number of railway cars loaded	carloads	3 010	1 277	-	-	1	-
11	Loaded onto railway cars in Canada	metric tonnes	94 472	20 973	-	-	7	-
12	Received from other railways in Canada	" "	-	-	-	-	-	-
12	Received from United States rail:	" "	8 696	1 364	4 511	-	-	-
13	Destined to Canadian points	" "	8 257	1 803	-	-	163	-
14	Destined to United States points	" "	46	131	-	-	-	45
15	Total freight traffic carried(1)	" "	111 471	24 271	4 511	-	190	45
16	Unloaded from railway cars in Canada	" "	82 848	23 639	3 920	-	-	-
17	Delivered to other railways in Canada	" "	24 956	327	591	-	163	-
18	Delivered to United States rail connections	" "	3 669	306	-	-	7	45
618 Plastic end products:								
19	Number of railway cars loaded	carloads	465	2 173	-	4	-	-
20	Loaded onto railway cars in Canada	metric tonnes	14 814	24 671	-	39	-	-
21	Received from other railways in Canada	" "	-	-	-	-	-	-
21	Received from United States rail:	" "	640	764	-	-	1 762	71
22	Destined to Canadian points	" "	4 151	451	-	-	294	55
23	Destined to United States points	" "	170	905	-	-	-	92
24	Total freight traffic carried(1)	" "	19 775	26 791	-	39	2 056	189
25	Unloaded from railway cars in Canada	" "	16 157	16 503	-	39	94	124
26	Delivered to other railways in Canada	" "	1 677	4 461	-	-	200	-
27	Delivered to United States rail connections	" "	1 941	5 828	-	-	1 762	63
620. Remaining end products:								
28	Number of railway cars loaded	carloads	195	383	-	-	7	-
29	Loaded onto railway cars in Canada	metric tonnes	6 768	7 219	-	-	127	1 407
30	Received from other railways in Canada	" "	-	-	-	-	-	-
30	Received from United States rail:	" "	77	1 441	-	-	11	-
31	Destined to Canadian points	" "	2 914	4 557	-	-	1 387	27
32	Destined to United States points	" "	295	86	-	-	-	285
33	Total freight traffic carried(1)	" "	10 054	13 303	-	-	1 525	1 719
34	Unloaded from railway cars in Canada	" "	6 091	11 670	-	-	18	27
35	Delivered to other railways in Canada	" "	118	618	-	-	1 369	1 407
36	Delivered to United States rail connections	" "	3 845	1 015	-	-	138	285
995. Total:								
37	Number of railway cars loaded	carloads	128 641	98 021	69	1 384	1 562	1 805
38	Loaded onto railway cars in Canada	metric tonnes	3 259 521	1 711 439	1 000	40 782	32 346	48 956
39	Received from other railways in Canada	" "	-	-	-	-	-	-
39	Received from United States rail:	" "	124 993	294 191	4 836	10 593	80 941	7 458
40	Destined to Canadian points	" "	1 108 736	667 159	-	-	235 518	14 091
41	Destined to United States points	" "	237 017	54 909	-	-	69 892	335 544
42	Total freight traffic carried(1)	" "	4 730 267	2 727 696	5 836	51 375	418 697	406 049
43	Unloaded from railway cars in Canada	" "	3 383 104	2 151 423	5 039	49 181	32 533	10 734
44	Delivered to other railways in Canada	" "	357 779	193 610	797	2 148	204 632	10 323
45	Delivered to United States rail connections	" "	989 384	382 465	-	45	181 531	384 993
Section VI:								
Special types of traffic (C.L.):								
622. Shipping containers returned empty (not C.O.F.C.):								
46	Number of railway cars loaded	carloads	27 859	1 839	-	-	26	30
47	Loaded onto railway cars in Canada	metric tonnes	457 735	16 976	-	-	374	477
48	Received from other railways in Canada	" "	-	-	-	-	-	-
48	Received from United States rail:	" "	9 779	3 412	-	-	555	389
49	Destined to Canadian points	" "	127 670	3 687	-	-	1 598	2 124
50	Destined to United States points	" "	13 194	2 500	-	-	599	10 810
51	Total freight traffic carried(1)	" "	608 378	26 575	-	-	3 126	13 740
52	Unloaded from railway cars in Canada	" "	360 702	21 300	-	-	804	2 185
53	Delivered to other railways in Canada	" "	3 182	1 510	-	-	822	82
54	Delivered to United States rail connections	" "	244 494	3 765	-	-	1 500	11 483

See footnote(s) at end of table.

TABLEAU 2. Marchandises payantes transportées par chemin de fer au Canada, 1979

Class II - Classe II				Classes III and IV	Grand total all Railways	Type de marchandise	No	
Northern Alberta	Ontario Northland	Quebec North Shore and Labrador	All other Tous autres					Classes III et IV
Produits finis, non comestibles (charge complète):								
614. Conteneurs et conteneurs fermés (autres que rail-route):								
-	-	-	-	-	13	wagon	Nombre de wagons chargés	1
-	-	-	-	-	334	tonnes métriques	Chargées sur wagons au Canada	2
-	-	-	-	-	-	"	En provenance d'autres chemins de fer au Canada	3
-	-	-	-	-	57	"	En provenance des Etats-Unis	4
-	-	-	-	-	-	"	A destination du Canada	5
-	-	-	-	-	-	"	A destination des Etats-Unis	6
-	-	-	-	-	391	"	Total du trafic marchandises transportées(1)	7
-	-	-	-	-	350	"	Déchargées du wagon au Canada	8
-	-	-	-	-	-	"	Remises aux autres chemins de fer au Canada	9
-	-	-	-	-	41	"	Remises au réseau des Etats-Unis	10
616. Produits finis en papier:								
-	-	-	1	-	4,289	wagon	Nombre de wagons chargés	11
-	-	-	18	-	115 470	tonnes métriques	Chargées sur wagons au Canada	12
82	14 780	-	161	-	29 594	"	En provenance d'autres chemins de fer au Canada	13
-	-	-	755	-	10 998	"	En provenance des Etats-Unis	14
-	-	-	82	-	304	"	A destination du Canada	15
82	14 780	-	1 016	-	156 366	"	Total du trafic marchandises transportées(1)	16
54	678	-	155	-	111 294	"	Déchargées du wagon au Canada	17
27	14 102	-	828	-	41 014	"	Remises aux autres chemins de fer au Canada	18
-	-	-	33	-	4 060	"	Remises au réseau des Etats-Unis	19
618. Produits finis en plastique:								
-	-	-	37	-	2,679	wagon	Nombre de wagons chargés	20
-	-	-	1 183	-	40 707	tonnes métriques	Chargées sur wagons au Canada	21
672	11	-	6 139	-	10 059	"	En provenance d'autres chemins de fer au Canada	22
-	-	-	445	-	5 397	"	En provenance des Etats-Unis	23
-	-	-	-	68	1 205	"	A destination du Canada	24
672	11	-	7 767	68	57 368	"	Total du trafic marchandises transportées(1)	25
14	11	-	3 247	-	36 192	"	Déchargées du wagon au Canada	26
299	-	-	3 758	-	10 755	"	Remises aux autres chemins de fer au Canada	27
-	-	-	761	68	10 422	"	Remises au réseau des Etats-Unis	28
620. Autres produits finis:								
-	1	-	16	-	658	wagon	Nombre de wagons chargés	29
-	55	-	461	-	16 037	tonnes métriques	Chargées sur wagons au Canada	30
-	114	-	1 095	-	2 738	"	En provenance d'autres chemins de fer au Canada	31
-	-	-	6 816	-	15 701	"	En provenance des Etats-Unis	32
-	-	-	-	-	666	"	A destination du Canada	33
-	169	-	8 372	-	35 142	"	Total du trafic marchandises transportées(1)	34
-	114	-	7 531	-	25 451	"	Déchargées du wagon au Canada	35
-	55	-	355	-	3 922	"	Remises aux autres chemins de fer au Canada	36
-	-	-	484	-	5 767	"	Remises au réseau des Etats-Unis	37
995. Total:								
311	461	1,135	19,792	-	253,181	wagon	Nombre de wagons chargés	38
6 030	5 102	18 832	320 189	-	5 444 197	tonnes métriques	Chargées sur wagons au Canada	39
17 442	22 290	2 106	406 030	-	970 880	"	En provenance d'autres chemins de fer au Canada	40
-	-	-	482 108	-	2 507 612	"	En provenance des Etats-Unis	41
-	-	-	51 776	4 731	753 869	"	A destination du Canada	42
23 472	27 392	20 938	1 260 103	4 731	9 676 558	"	Total du trafic marchandises transportées(1)	43
16 371	7 531	16 533	584 108	-	6 256 557	"	Déchargées du wagon au Canada	44
7 101	19 862	4 405	344 917	-	1 145 774	"	Remises aux autres chemins de fer au Canada	45
-	-	-	331 076	4 731	2 274 225	"	Remises au réseau des Etats-Unis	46
Section VI:								
Transports spéciaux (charge complète):								
622. Conteneurs vides retournés à l'expéditeur (autres que rail-route):								
14	30	67	392	-	30,257	wagon	Nombre de wagons chargés	47
292	371	659	7 447	-	484 331	tonnes métriques	Chargées sur wagons au Canada	48
-	-	-	-	-	-	"	En provenance d'autres chemins de fer au Canada	49
80	1 157	868	1 233	-	17 413	"	En provenance des Etats-Unis	50
-	-	-	7 014	-	142 093	"	A destination du Canada	51
-	-	-	624	93	27 820	"	A destination des Etats-Unis	52
372	1 528	1 527	16 318	93	671 657	"	Total du trafic marchandises transportées(1)	53
398	713	1 527	5 071	-	392 650	"	Déchargées du wagon au Canada	54
14	815	-	4 308	-	10 733	"	Remises aux autres chemins de fer au Canada	55
-	-	-	6 939	93	268 274	"	Remises au réseau des Etats-Unis	56

Voir note(s) à la fin du tableau.

TABLE 2. Revenue Freight Carried by Railways Within Canada, 1979

No.	Commodity		Class I - Classe I		Class II - Classe II			
			Canadian National Canadien National	Canadian Pacific Canadien Pacifique	Algoma Central	British Columbia Railway	Canadian Southern (Consolidated Rail)	Chesapeake and Ohio
Special types of traffic (C.L.):								
624. Mixed carload freight, n.e.s.:								
1	Number of railway cars loaded	carloads	45,823	22,319	-	1,944	1,977	-
2	Loaded onto railway cars in Canada	metric tonnes	1 201 860	406 963	-	73 223	38 147	-
3	Received from other railways in Canada	" "	-	-	-	-	-	-
4	Received from United States rail	" "	10 163	3 957	-	5 447	217	755
5	Destined to Canadian points	" "	91 187	19 631	-	91	36 388	16 065
6	Destined to United States points	" "	3 025	4 322	-	-	-	33 154
6	Total freight traffic carried(1)	" "	1 306 235	434 873	-	78 761	74 752	49 974
7	Unloaded from railway cars in Canada	" "	1 288 171	334 484	-	78 678	36 345	15 716
8	Delivered to other railways in Canada	" "	1 351	2 822	-	-	44	789
9	Delivered to United States rail connections	" "	16 714	97 567	-	83	38 364	33 469
626. Freight forwarder and shipper association traffic:								
10	Number of railway cars loaded	carloads	36,880	47,336	-	-	-	-
11	Loaded onto railway cars in Canada	metric tonnes	986 550	695 948	-	-	-	-
12	Received from other railways in Canada	" "	-	-	-	-	-	-
13	Received from United States rail	" "	777	1 763	-	-	-	-
14	Destined to Canadian points	" "	2 097	4 587	-	-	6 900	8
15	Destined to United States points	" "	32	30	-	-	-	614
15	Total freight traffic carried(1)	" "	989 456	702 328	-	-	6 900	622
16	Unloaded from railway cars in Canada	" "	976 397	613 277	-	-	6 900	8
17	Delivered to other railways in Canada	" "	12 872	86 796	-	-	-	-
18	Delivered to United States rail connections	" "	188	254	-	-	-	614
628. Piggyback (T.O.F.C.) motor common carrier trailers (Plans I and V)(2):								
19	Number of railway cars loaded	carloads	36,594	48,064	-	259	-	-
20	Loaded onto railway cars in Canada	metric tonnes	954 854	934 890	-	5 296	-	-
21	Received from other railways in Canada	" "	-	-	-	-	-	-
22	Received from United States rail	" "	-	670	-	-	-	-
23	Destined to Canadian points	" "	-	44 418	-	-	-	-
24	Destined to United States points	" "	-	829	-	-	-	38
24	Total freight traffic carried(1)	" "	954 854	980 807	-	5 296	-	38
25	Unloaded from railway cars in Canada	" "	954 854	978 712	-	5 296	-	-
26	Delivered to other railways in Canada	" "	-	181	-	-	-	-
27	Delivered to United States rail connections	" "	-	1 915	-	-	-	99
630. Piggyback (C.O.F.C.) motor common carrier containers (Plans I and V)(2):								
28	Number of railway cars loaded	carloads	69,613	47,404	-	-	-	-
29	Loaded onto railway cars in Canada	metric tonnes	2 904 978	1 522 650	-	-	-	-
30	Received from other railways in Canada	" "	-	-	-	-	-	-
31	Received from United States rail	" "	2 838	62	-	-	-	-
32	Destined to Canadian points	" "	109 390	116 265	-	-	-	-
33	Destined to United States points	" "	706	33	-	-	-	-
33	Total freight traffic carried(1)	" "	3 017 912	1 639 010	-	-	-	-
34	Unloaded from railway cars in Canada	" "	3 017 156	1 494 202	-	-	-	-
35	Delivered to other railways in Canada	" "	14	100	-	-	-	-
36	Delivered to United States rail connections	" "	742	144 707	-	-	-	-
632. Piggyback (T.O.F.C.) other trailers (Plans III, IV and open tariff)(2):								
37	Number of railway cars loaded	carloads	-	-	-	-	-	-
38	Loaded onto railway cars in Canada	metric tonnes	-	-	-	-	-	-
39	Received from other railways in Canada	" "	-	-	-	-	-	-
40	Received from United States rail	" "	-	-	-	-	-	-
41	Destined to Canadian points	" "	-	-	-	-	-	103
42	Destined to United States points	" "	-	-	-	-	-	103
42	Total freight traffic carried(1)	" "	-	-	-	-	-	103
43	Unloaded from railway cars in Canada	" "	-	-	-	-	-	-
44	Delivered to other railways in Canada	" "	-	-	-	-	-	-
45	Delivered to United States rail connections	" "	-	-	-	-	-	103
634. Piggyback (C.O.F.C.) other containers (Plans III, IV and open tariff)(2):								
46	Number of railway cars loaded	carloads	4	-	-	-	-	-
47	Loaded onto railway cars in Canada	metric tonnes	64	-	-	-	-	-
48	Received from other railways in Canada	" "	-	-	-	-	-	-
49	Received from United States rail	" "	-	-	-	-	-	-
50	Destined to Canadian points	" "	-	-	-	-	-	-
51	Destined to United States points	" "	-	-	-	-	-	-
51	Total freight traffic carried(1)	" "	64	-	-	-	-	-
52	Unloaded from railway cars in Canada	" "	64	-	-	-	-	-
53	Delivered to other railways in Canada	" "	-	-	-	-	-	-
54	Delivered to United States rail connections	" "	-	-	-	-	-	-

See footnote(s) at end of table

TABLEAU 2. Marchandises payantes transportées par chemin de fer au Canada, 1979

Class II - Classe II				Classes III and IV	Grand total all Railways	Type de marchandise	No
Northern Alberta	Ontario Northland	Quebec North Shore and Labrador	All other Tous autres	Classes III et IV	Total général tous chemins de fer		
Transports spéciaux (charge complète):							
624. Chargements mixtes, n.d.a.:							
2	27	1,141	5,437	-	78,670	wagon	1
32	427	18 633	105 073	-	1 844 358	tonnes métriques	2
54	11	8	1 300	-	21 912	" "	3
-	-	-	131 813	-	295 175	" "	4
-	-	-	699	1 296	42 496	" "	5
86	438	18 641	238 885	1 296	2 203 941	" "	6
73	355	18 409	151 772	-	1 924 003	" "	7
14	83	231	7 447	-	12 781	" "	8
-	-	-	79 666	1 296	267 159	" "	9
626. Trafic des maisons d'expédition et des groupements d'expéditeurs:							
-	-	-	183	-	84,399	wagon	10
-	-	-	2 546	-	1 685 044	tonnes métriques	11
386	383	-	122 055	-	125 364	" "	12
-	-	-	49 011	-	62 603	" "	13
-	-	-	692	-	1 368	" "	14
386	383	-	174 304	-	1 674 379	" "	15
82	383	-	57 163	-	1 654 210	" "	16
305	-	-	116 137	-	218 110	" "	17
-	-	-	1 004	-	2 060	" "	18
628. Piggyback-remorques (rail-route) des transporteurs publics (plans I et V)(2):							
-	-	1,587	927	-	87,431	wagon	19
-	-	12 259	17 163	-	1 924 462	tonnes métriques	20
-	-	-	-	-	670	" "	21
-	-	-	-	-	44 418	" "	22
-	-	-	-	-	928	" "	23
-	-	12 259	17 163	-	1 970 478	" "	24
-	-	12 259	17 163	-	1 968 284	" "	25
-	-	-	-	-	181	" "	26
-	-	-	-	-	2 014	" "	27
630. Piggyback-conteneurs (rail-route) des transporteurs publics (plans I et V)(2):							
-	-	-	-	-	117,017	wagon	28
-	-	-	-	-	4 427 628	tonnes métriques	29
-	-	-	-	-	2 900	" "	30
-	-	-	-	-	225 655	" "	31
-	-	-	-	-	739	" "	32
-	-	-	-	-	4 656 922	" "	33
-	-	-	-	-	4 511 358	" "	34
-	-	-	-	-	114	" "	35
-	-	-	-	-	145 449	" "	36
632. Piggyback-autres remorques (rail-route) (plans III, IV et tarif général)(2):							
-	-	-	-	-	-	wagon	37
-	-	-	-	-	-	tonnes métriques	38
-	-	-	-	-	-	" "	39
-	-	-	-	-	-	" "	40
-	-	-	-	-	103	" "	41
-	-	-	-	-	103	" "	42
-	-	-	-	-	-	" "	43
-	-	-	-	-	-	" "	44
-	-	-	-	-	103	" "	45
634. Piggyback-autres conteneurs (rail-route) (plans III, IV et tarif général)(2):							
-	-	-	-	-	4	wagon	46
-	-	-	-	-	64	tonnes métriques	47
-	-	-	-	-	-	" "	48
-	-	-	-	-	-	" "	49
-	-	-	-	-	-	" "	50
-	-	-	-	-	64	" "	51
-	-	-	-	-	64	" "	52
-	-	-	-	-	-	" "	53
-	-	-	-	-	-	" "	54

Voir note(s) à la fin du tableau

TABLE 2. Revenue Freight Carried by Railways Within Canada, 1979

Commodity		Class I - Classe I		Class II - Classe II				
		Canadian National Canadien National	Canadian Pacific Canadien Pacifique	Algoma Central	British Columbia Railway	Canada Southern (Consolidated Rail)	Chesapeake and Ohio	
Special types of traffic (C.L.):								
996. Total:								
1	Number of railway cars loaded	carloads	216,773	166,962	-	2,203	2,003	30
2	Loaded onto railway cars in Canada	metric tonnes	6 506 040	3 577 427	-	78 520	38 521	477
3	Received from other railways in Canada	" "	-	-	-	-	-	-
4	Received from United States rail:	" "	23 558	9 864	-	5 447	772	1 084
5	Destined to Canadian points	" "	330 344	188 587	-	91	44 886	18 197
6	Destined to United States points	" "	16 957	7 714	-	-	599	44 780
7	Total freight traffic carried(1)	" "	6 876 899	3 783 592	-	84 058	84 778	64 538
8	Unloaded from railway cars in Canada	" "	6 597 342	3 441 975	-	83 974	44 048	17 900
9	Delivered to other railways in Canada	" "	17 419	93 409	-	-	-	865
10	Delivered to United States rail connections	" "	262 138	248 208	-	83	39 864	45 767
997. Grand total, carload traffic:								
11	Number of railway cars loaded	carloads	1,609,327	1,225,783	48,653	139,984	12,353	18,272
12	Loaded onto railway cars in Canada	metric tonnes	85 975 405	69 087 250	3 374 045	7 428 300	478 836	1 043 329
13	Received from other railways in Canada	" "	-	-	-	-	-	-
14	Received from United States rail:	" "	7 885 656	5 520 273	315 264	339 078	1 553 669	192 176
15	Destined to Canadian points	" "	5 865 859	5 230 761	-	8 392	1 180 167	525 645
16	Destined to United States points	" "	1 521 730	1 320 702	-	-	193 620	1 723 687
17	Total freight traffic carried(1)	" "	101 248 650	81 158 986	3 689 309	7 775 770	3 406 292	3 484 837
18	Unloaded from railway cars in Canada	" "	79 938 586	62 967 431	2 508 250	5 057 529	621 900	677 160
19	Delivered to other railways in Canada	" "	5 169 835	4 887 964	879 960	2 139 324	942 829	693 558
20	Delivered to United States rail connections	" "	16 140 229	13 303 592	301 099	578 916	1 841 563	2 114 120
Section VII:								
Non-carload freight:								
840. Non-carload shipments (L.C.L. express, etc.):								
21	Number of railway cars loaded	carloads
22	Loaded onto railway cars in Canada	metric tonnes	532 494	77 860	107	25 307	-	-
23	Received from other railways in Canada	" "	-	-	-	-	-	-
24	Received from United States rail:	" "	-	24	117	-	-	-
25	Destined to Canadian points	" "	-	273	-	-	-	-
26	Destined to United States points	" "	-	-	-	-	-	-
27	Total freight traffic carried(1)	" "	532 494	78 157	224	25 307	-	-
28	Unloaded from railway cars in Canada	" "	532 494	75 281	202	25 307	-	-
29	Delivered to other railways in Canada	" "	-	54	22	-	-	-
30	Delivered to United States rail connections	" "	-	2 822	-	-	-	-
998. Grand total, carload and non-carload traffic:								
31	Number of railway cars loaded	carloads
32	Loaded onto railway cars in Canada	metric tonnes	86 507 899	69 165 111	3 374 152	7 453 606	478 836	1 043 329
33	Received from other railways in Canada	" "	-	-	-	-	-	-
34	Received from United States rail:	" "	7 885 656	5 520 297	315 381	339 078	1 553 669	192 176
35	Destined to Canadian points	" "	5 865 859	5 231 034	-	8 392	1 180 167	525 645
36	Destined to United States points	" "	1 521 730	1 320 702	-	-	193 620	1 723 687
37	Total freight traffic carried(1)	" "	101 781 144	81 237 144	3 689 533	7 801 076	3 406 292	3 484 837
38	Unloaded from railway cars in Canada	" "	80 471 079	63 042 711	2 508 452	5 082 836	621 900	677 160
39	Delivered to other railways in Canada	" "	5 169 835	4 888 017	879 982	2 139 324	942 829	693 558
40	Delivered to United States rail connections	" "	16 140 229	13 306 415	301 099	578 916	1 841 563	2 114 120


(1) Includes all traffic carried by each individual railway. Traffic received from other railways in Canada will thus also be included in the totals for one or more other railways.
 (2) Excludes railway-owned (Plan B) trailers and containers for which data are included under appropriate commodities according to trailer or container contents.

TABLEAU 2. Marchandises payantes transportées par chemin de fer au Canada, 1979

Class II - Classe II				Classes III and IV	Grand total all Railways	Type de marchandise	No	
Northern Alberta	Ontario Northland	Quebec North Shore and Labrador	All other Tous autres	Classes III et IV	Total général tous chemins de fer			
Transports spéciaux (charge complète):								
996. Total:								
16	57	2 795	6 939	-	397 778	wagon	Nombre de wagons chargés	1
324	798	31 550	132 231	-	10 365 888	tonnes métriques	Chargées sur wagons au Canada	2
521	1 550	876	124 590	-	188 262	" "	En provenance d'autres chemins de fer au Canada	3
-	-	-	187 837	-	769 942	" "	En provenance des Etats-Unis:	4
-	-	-	2 015	1 389	73 454	" "	A destination du Canada	5
845	2 348	32 426	446 673	1 389	11 377 546	" "	A destination des Etats-Unis	6
513	1 451	32 195	231 166	-	10 450 564	" "	Total du trafic marchandises transportées(1)	7
332	898	231	127 894	-	241 919	" "	Déchargées du wagon au Canada	8
-	-	-	87 610	1 389	685 059	" "	Remises aux autres chemins de fer au Canada	9
-	-	-	-	-	-	" "	Remises au réseau des Etats-Unis	9
997. Total du trafic, charge complète:								
27 665	47 354	305 346	456 336	-	3 891 073	wagon	Nombre de wagons chargés	10
1 582 534	3 504 467	29 267 977	35 080 190	-	236 822 333	tonnes métriques	Chargées sur wagons au Canada	11
1 053 594	1 157 712	6 284 927	11 848 871	-	36 151 220	" "	En provenance d'autres chemins de fer au Canada	12
-	-	-	2 352 406	-	15 163 230	" "	En provenance des Etats-Unis:	13
-	-	-	226 542	221 058	5 207 339	" "	A destination du Canada	14
2 636 128	4 662 179	35 552 904	49 508 009	221 058	293 344 122	" "	A destination des Etats-Unis	15
300 432	985 293	29 249 384	35 444 639	-	217 750 604	" "	Total du trafic marchandises transportées(1)	16
2 335 696	3 676 886	6 303 519	10 017 940	-	37 047 511	" "	Déchargées du wagon au Canada	17
-	-	-	4 045 431	221 058	38 546 008	" "	Remises aux autres chemins de fer au Canada	18
-	-	-	-	-	-	" "	Remises au réseau des Etats-Unis	18
Section VII:								
Trafic des chargements de détail:								
640. Livraisons de marchandises de détail (tarifs grande et petite vitesse):								
91	-	41 769	3 072	-	660 700	wagon	Nombre de wagons chargés	19
-	-	-	573	-	785	tonnes métriques	Chargées sur wagons au Canada	20
-	-	71	22	-	295	" "	En provenance d'autres chemins de fer au Canada	21
-	-	-	91	45	136	" "	En provenance des Etats-Unis:	22
91	-	41 840	3 758	45	681 916	" "	A destination du Canada	23
91	-	40 600	3 283	-	677 258	" "	A destination des Etats-Unis	24
-	-	1 239	146	-	1 461	" "	Total du trafic marchandises transportées(1)	25
-	-	-	328	45	3 195	" "	Déchargées du wagon au Canada	26
-	-	-	-	-	-	" "	Remises aux autres chemins de fer au Canada	27
-	-	-	-	-	-	" "	Remises au réseau des Etats-Unis	27
998. Total, charges complètes et chargements de détail:								
1 582 625	3 504 467	29 309 745	35 083 262	-	237 503 032	wagon	Nombre de wagons chargés	28
1 053 594	1 157 712	6 284 997	11 849 445	-	36 152 005	tonnes métriques	Chargées sur wagons au Canada	29
-	-	-	2 352 429	-	15 163 526	" "	En provenance d'autres chemins de fer au Canada	30
-	-	-	226 634	221 104	5 207 477	" "	En provenance des Etats-Unis:	31
2 636 219	4 662 179	35 594 742	49 511 770	221 104	294 026 040	" "	A destination du Canada	32
300 523	985 293	29 289 984	35 447 922	-	218 427 860	" "	A destination des Etats-Unis	33
2 335 896	3 676 886	6 304 759	10 018 086	-	37 048 972	" "	Total du trafic marchandises transportées(1)	34
-	-	-	4 045 760	221 104	38 549 206	" "	Déchargées du wagon au Canada	35
-	-	-	-	-	-	" "	Remises aux autres chemins de fer au Canada	36
-	-	-	-	-	-	" "	Remises au réseau des Etats-Unis	36

(1) Comprend l'ensemble du trafic marchandises effectuée par chaque société ferroviaire individuelle. Les marchandises provenant d'autres sociétés ferroviaires du Canada seront ainsi également incluses dans les totaux pour une société ferroviaire ou plus.

(2) Non compris les remorques et conteneurs qui sont la propriété des compagnies ferroviaires (plan II) et dont le fret a été classé par type de marchandise suivant le contenu de la remorque ou conteneur.



AVAILABLE PUBLICATIONS

Publications produced by the Transportation and Communications Division dealing with Railway Transport Statistics.

Catalogue

Periodical

- 52-001 Railway Carloadings (Monthly), Bil.
Cars and tons of revenue freight loaded in Eastern and Western Canada, by 70 commodities.
- 52-003 Railway Operating Statistics (Monthly), Bil.
Financial, traffic and operating statistics of railways in Canada.
- 52-004 Railway Transport Service Bulletin (Occasional), Bil.
Summary releases in advance of regular publications and results of special studies.

Annual

- 52-205 Railway Freight Traffic, Bil.
Revenue freight carried in Canada, by province and region with details for more than 300 commodities.
- 52-207 Railway Transport: Part I, Bil.
Comparative summary statistics — latest five years. Includes accident statistics.
- 52-208 Railway Transport: Part II, Bil.
Financial Statistics.
- 52-209 Railway Transport: Part III, Bil.
Equipment, track and fuel statistics.
- 52-210 Railway Transport: Part IV, Bil.
Operating and traffic statistics.
- 52-211 Railway Transport: Part V, Bil.
Freight carried by principal commodity classes.
- 52-212 Railway Transport: Part VI, Bil.
Employment statistics.
- 52-213 Canadian National Railways and Canadian Pacific Limited, Bil.

CHOIX DE PUBLICATIONS

Publications produites par la Division de transports et des communications sur la statistique du transport ferroviaire.

Catalogue

Périodiques

- 52-001 Chargements ferroviaires (mensuel), Bil.
Nombre de wagons chargés et volume du fret payant chargé dans l'est et l'ouest du Canada, pour 70 produits.
- 52-003 Statistique de l'exploitation ferroviaire (mensuel), Bil.
Statistiques des finances, du trafic et de l'exploitation des transporteurs ferroviaires du Canada.
- 52-004 Bulletin de service sur le transport par rail (hors série), Bil.
Communiqués paraissant avant la publication des bulletins réguliers et résultats d'études spéciales.

Annuelles

- 52-205 Trafic-marchandises ferroviaire. Bil.
Fret payant transporté par province et région, avec détails pour plus de 300 produits.
- 52-207 Transport ferroviaire: Partie I, Bil.
Résumé comparatif des statistiques — cinq dernières années. Statistiques des accidents.
- 52-208 Transport ferroviaire: Partie II, Bil.
Statistiques de la situation financière.
- 52-209 Transport ferroviaire: Partie III, Bil.
Statistiques du matériel, des voies et du carburant.
- 52-210 Transport ferroviaire: Partie IV, Bil.
Statistiques de l'exploitation et du trafic.
- 52-211 Transport ferroviaire: Partie V, Bil.
Marchandises transportées, par grands groupes de produits.
- 52-212 Transport ferroviaire: Partie VI, Bil.
Statistiques de l'emploi.
- 52-213 Les chemins de fer Nationaux du Canada et Canadien Pacifique Limitée, Bil.

Financial and operating statistics of the entire systems — latest five years.

Statistiques de la situation financière et de l'exploitation de l'ensemble des systèmes — cinq dernières années.

52-214 Railway Transport, (Annual), Bil.

52-214 Transport ferroviaire, (annuel), Bil.

Railway commodity origin and destination statistics, 1976-1979.


Statistique sur l'origine et la destination des marchandises transportées par chemin de fer, 1976-1979.


Bil. — Bilingual


Bil. — Bilingue

In addition to the selected publications listed above, Statistics Canada publishes a wide range of statistical reports on Canadian economic and social affairs. A comprehensive catalogue of all current publications is available free on request from Statistics Canada, Ottawa (Canada), K1A 0T6.

Outre les publications énumérées ci-dessus, Statistique Canada publie une grande variété de bulletins statistiques sur la situation économique et social du Canada. On peut se procurer gratuitement un catalogue complet des publications courantes en s'adressant à Statistique Canada, Ottawa (Canada), K1A 0T6.







STATISTICS CANADA LIBRARY
BIBLIOTHEQUE STATISTIQUE CANADA



1010702782



Canada