

# Railway transport

Part V  
Freight carried by principal  
commodity classes

1980

# Transport ferroviaire

Partie V  
Marchandises transportées, par  
grands groupes de produits

1980



## Note

This and other government publications may be purchased from local authorized agents and other community bookstores or by mail order.

Mail orders should be sent to Publication Sales and Services, Statistics Canada, Ottawa, K1A 0V7, or to Publishing Centre, Supply and Services Canada, Ottawa, K1A 0S9.

Inquiries about this publication should be addressed to:

Surface Transport Section,  
Transportation and Communications Division,

Statistics Canada, Ottawa, K1A 0T6 (telephone: 996-9271) or to a local Advisory Services office:

St. John's (Nfld.)	(772-4073)
Halifax	(426-5331)
Montréal	(283-5725)
Ottawa	(992-4734)
Toronto	(966-6586)
Winnipeg	(949-4020)
Regina	(359-5405)
Edmonton	(420-3027)
Vancouver	(666-3691)

Toll-free access to the regional statistical information service is provided in Nova Scotia, New Brunswick, and Prince Edward Island by telephoning 1-800-565-7192. Throughout Saskatchewan, the Regina office can be reached by dialing 1(112)800-667-3524, and throughout Alberta, the Edmonton office can be reached by dialing 1-800-222-6400.

## Nota

On peut se procurer cette publication, ainsi que toutes les publications du gouvernement du Canada, auprès des agents autorisés locaux, dans les librairies ordinaires ou par la poste.

Les commandes par la poste devront parvenir à Ventes et services de publications, Statistique Canada, Ottawa, K1A 0V7, ou à Imprimerie et édition, Approvisionnement et Services Canada, Ottawa, K1A 0S9.

Toutes demandes de renseignements sur la présente publication doivent être adressées à:

Section des transports de surface,  
Division des transports et des communications,

Statistique Canada, Ottawa, K1A 0T6 (téléphone: 996-9271) ou à un bureau local des Services consultatifs situé aux endroits suivants:

St. John's (T.-N.)	(772-4073)
Halifax	(426-5331)
Montréal	(283-5725)
Ottawa	(992-4734)
Toronto	(966-6586)
Winnipeg	(949-4020)
Regina	(359-5405)
Edmonton	(420-3027)
Vancouver	(666-3691)

On peut obtenir une communication gratuite avec le service régional d'information statistique de la Nouvelle-Écosse, du Nouveau-Brunswick et de l'Île-du-Prince-Édouard en composant 1-800-565-7192. En Saskatchewan, on peut communiquer avec le bureau régional de Regina en composant 1(112)800-667-3524, et en Alberta, avec le bureau d'Edmonton au numéro 1-800-222-6400.



Statistics Canada  
Transportation and Communications  
Division  
Surface and Marine Transport  
Section

# Railway transport

Part V  
Freight carried by principal  
commodity classes

1980

Published under the authority of  
the Minister of Supply and  
Services Canada

Statistics Canada should be credited when  
reproducing or quoting any part of this document

© Minister of Supply  
and Services Canada 1982

May 1982  
5-3509-523

Price: Canada, \$10.00  
Other Countries, \$12.00

Catalogue 52-211

ISSN 0706-2087

Ottawa

Statistique Canada  
Division des transports et des  
communications  
Section des transports de surface  
et maritimes

# Transport ferroviaire

Partie V  
Marchandises transportées par  
grands groupes de produits

1980

Publication autorisée par  
le ministre des Approvisionnements et  
Services Canada

Reproduction ou citation autorisée sous réserve  
d'indication de la source: Statistique Canada

© Ministre des Approvisionnements  
et Services Canada 1982

Mai 1982  
5-3509-523

Price: Canada, \$10.00  
Autres pays, \$12.00

Catalogue 52-211

ISSN 0706-2087

Ottawa

## Symbols

The following standard symbols are used in Statistics Canada publications:

- . . figures not available.
- . . . figures not appropriate or not applicable.
- nil or zero.
- amount too small to be expressed.
- P preliminary figures.
- r revised figures.
- x confidential to meet secrecy requirements of the Statistics Act.

### NOTE

An Explanation of abbreviations used through-out this report follows:

- N.E.S. - not elsewhere specified.
- C.L. - carload.
- L.C.L. - less than carload.
- T.O.F.C. - trailer on flat car.
- C.O.F.C. - container on flat car.

## Signes conventionnels

Les signes conventionnels suivants sont employés uniformément dans les publications de Statistique Canada:

- . . nombres indisponibles.
- . . . n'ayant pas lieu de figurer.
- néant ou zéro.
- nombres infimes.
- P nombres provisoires.
- r nombres rectifiés.
- x confidentiel en vertu des dispositions de la Loi sur la statistique relatives au secret.

### NOTA

L'explication des abréviations employées dans le présent bulletin:

- n.d.a. - non dénommé ailleurs.

Ces abréviations ne sont pas utilisées en français.

## Table of contents

	Page
Introduction	v
General	v
Coverage and Methodology	vi
Quality and Data Limitations	vii
Concepts and Definitions	vii
Statistical Highlights	ix

### Table


1. Revenue Freight Carried by Railways Within Canada - Summary, 1980	2
2. Revenue Freight Carried by Railways Within Canada, 1980	12
Available Publications	123

## Table des matières

	Page
Introduction	v
Généralités	v
Champ de l'enquête et méthodologie	vi
Qualité et limites des données	vii
Concepts et définitions	vii
Points saillants	ix

### Tableau

1. Marchandises payantes transportées par chemins de fer au Canada - Sommaire, 1980	2
2. Marchandises payantes transportées par chemins de fer au Canada, 1980	12
Choix de publications	123



## Introduction

### General

Canadian railway history began with the opening for traffic of a 26 kilometre line between St. Jean and Laprairie, Quebec on July 21, 1836. This was only six years after the opening of the first railway in the world, the Liverpool and Manchester in England.

There were three great periods of railway construction in Canada, the 1850's when the Grand Trunk and the Great Western Railways were built; the 1870's and 1880's, when the Intercolonial and the Canadian Pacific Railways were built; and the 1900 to 1917 period which saw construction of the Grand Trunk Pacific, the National Transcontinental and the Canadian Northern.

In 1867, the colonies that came together in Canada's Confederation had some 4 023 kilometres of railway line.

The Canadian Pacific Railway, a joint stock company, was the first transcontinental system, having been completed in 1855. The Canadian National Railways, a name applied in 1918 to all government-owned and controlled lines, had its origin in Canada's first railway. The system embraces in addition to that pioneer line, numerous other railways and is the corporate successor to the Grand Trunk, the Intercolonial, the Canadian Northern, the National Transcontinental and the Grand Trunk Pacific Railways. It is the only railway now serving all ten provinces and the Northwest Territories.

Today, the Canadian National and Canadian Pacific Limited are engaged in country-wide transportation services and are the two main rail systems in Canada. Both operate a number of subsidiary services including hotels, telecommunications, express, highway transportation, steamships and airlines.

In all, some 33 common carrier companies provide railway transportation in Canada. Nearly half of this number are United States subsidiary lines operating between the two countries.

Annual Railway Transport statistics are published in a six-part series of reports. Each of these parts covers a specific subject or group of subjects relative to services rendered, equipment available, traffic handled, the labour force and financial results.

## Introduction

### Généralités

L'histoire des chemins de fer canadiens remonte au 21 juillet 1836 avec l'ouverture d'une ligne de 26 kilomètres entre St. Jean et Laprairie, au Québec. Cet événement survenait six ans seulement après la mise en service du premier chemin de fer du monde, le *Liverpool and Manchester* d'Angleterre.

On a assisté à trois grandes périodes de construction de chemins de fer au Canada: les années 1850 marquèrent l'avènement du Grand-Tronc et de la *Great Western Railways*; puis dans les années 1870 et 1880, ce fut le chemin de fer Intercolonial et le Canadien Pacifique; enfin dans la période de 1900 à 1917, on construisit le Grand-Tronc-Pacifique, le National Transcontinental et le Canadien-Nord.

En 1867, les colonies qui formèrent la Confédération canadienne disposaient de quelque 4 023 kilomètres de voies ferrées.

Le Canadien Pacifique, une société par actions, a été le premier réseau transcontinental, ayant été achevé en 1855. Les Chemins de fer Nationaux du Canada (Canadien National), nom donné en 1918 à toutes les lignes possédées et contrôlées par l'État, tirent leurs origines du premier chemin de fer canadien. Outre cette première ligne le réseau comprend de nombreux autres chemins de fer et constitue le successeur du Grand-Tronc, de l'Intercolonial, du Canadien-Nord, du National Transcontinental et du Grand-Tronc-Pacifique. C'est le seul chemin de fer à desservir actuellement les dix provinces et les Territoires du Nord-Ouest.

Aujourd'hui, le Canadien National et le Canadien Pacifique exploitent un service de transport à l'échelle du pays et forment les deux principaux systèmes ferroviaires au Canada. Ils offrent également un certain nombre de services complémentaires dans les domaines de l'hôtellerie, des télécommunications, des messageries et du transport routier, maritime et aérien.

En tout, quelque 33 entreprises de transport public assurent le transport ferroviaire au Canada. Près de la moitié d'entre elles sont des filiales américaines exploitant un service entre les deux pays.

Les statistiques annuelles du transport ferroviaire sont publiées dans une série de six publications, chacune traitant d'un sujet ou d'un domaine particulier lié aux services, au matériel, au fret et aux passagers transportés, à la main-d'oeuvre et aux résultats financiers.



Statistics on railways have been collected and published in Canada since 1875; first by the Department of Railways and Canals until 1918 and by Statistics Canada since its inception in that year. Over this period of time the data have been published in varying degrees of detail. Until 1950 all annual data were contained in one volume. In 1951 there were three separate parts and from 1952 through 1957 there were five. Since 1958 six parts have been published in this series.

A complete list of all titles published in this field is located at the end of this annual report.

Annual statistics of railways in Canada are compiled by the Transportation and Communications Division of Statistics Canada from returns made in accordance with the provisions of the Railway Act and the Statistics Act. The returns are certified as being correct by the comptrollers or other senior officers of the companies.

Published railway transport information is intended to serve a wide variety of purposes chief among which are:

to aid in the planning and formulation of national and regional transportation policy;

to furnish details useful in the administration and regulation of railway carriers;

to provide a basis for description and analysis of this sector of the economy;

to provide inputs into national statistical aggregates, such as the Gross National Product for use in the formation of Canada's economic policy.

## Coverage and Methodology

Presented in this publication are revenue freight traffic statistics as reported by the 24 common carrier railways operating in Canada which handle such traffic.

Commodity detail is shown for 320 classes of freight which have been derived from the Standard Commodity Classification (SCC) of Statistics Canada. The SCC is the basis for commodity series published on water and road transport, imports, exports, manufacturing materials used and shipments.

Data relative to nine larger railways normally having gross operating revenues of \$10 million or more annually are shown individually. Statistics for the remaining 15 railways are grouped under "all other" Class II and Classes III and IV within the respective accounting classes as defined in the Canadian Transport Commission's Uniform Classification of Accounts. These classes are described in *Railway Transport, Part II, Catalogue 52-208*.

Les statistiques sur les chemins de fer ont été recueillies et publiées au Canada depuis 1875, tout d'abord par le ministère des Chemins de fer et Canaux jusqu'en 1918, puis par le Bureau fédéral de la statistique (maintenant Statistique Canada) depuis sa création en 1918. Pendant cette période, les données ont paru d'une manière plus ou moins détaillée. Jusqu'en 1950, les statistiques annuelles faisant l'objet d'un seul volume. En 1951, on comptait trois publications et de 1952 à 1957, il y en avait cinq. Depuis 1958, la série comprend six publications.

La liste complète figure à la fin de cette publication annuelle.

Les statistiques annuelles du transport ferroviaire au Canada sont rassemblées par la Division des transports et des communications de Statistique Canada d'après les déclarations produites conformément aux dispositions de la Loi sur les chemins de fer et de la Loi sur la statistique. La justesse des déclarations est certifiée par les contrôleurs ou autres cadres des sociétés.

La publication de renseignements sur le transport ferroviaire entend servir diverses fins, notamment:

favoriser la planification et la formulation d'une politique des transports à l'échelle nationale et régionale;

fournir des renseignements détaillés utiles à l'administration et à la réglementation des chemins de fer;

offrir une base pour la description et l'analyse de ce secteur de l'économie;

fournir un apport aux agrégats statistiques au niveau national, comme le produit national brut, pour aider à formuler la politique économique du Canada.

## Champ de l'enquête et méthodologie

Cette publication présente les statistiques sur le trafic des marchandises payantes communiquées par les 24 transporteurs ferroviaires publics en activité au Canada qui manutentionnent un tel trafic.

Des statistiques détaillées y figurent pour 320 classes de marchandises tirées de la Classification type des produits (CTP) publiée par Statistique Canada. La CTP constitue la base de la série sur les marchandises concernant le transport par eau et le transport routier, les importations, les exportations, les matières utilisées dans la fabrication et les livraisons.

Les données relatives aux neuf principales sociétés de transport ferroviaire qui ont normalement des recettes d'exploitation brutes de \$10 millions ou plus par année sont présentées séparément. Les statistiques se rapportant aux 15 autres sociétés ferroviaires sont groupées sous la rubrique "Tous autres" classe II et classes III et IV conformément aux classes comptables respectives telles que définies dans la Classification uniforme des comptes de la Commission canadienne des transports. Ces classes sont décrites dans la publication n<sup>o</sup> 52-208 au catalogue intitulée *Transport ferroviaire, partie II*.



Freight interchanged between railways operating in Canada is shown in this report. These movements are included in the totals for individual companies but are excluded in the grand totals for all railways to avoid duplication. The tonnage for an individual railway therefore reflects the total volume handled by that railway during the year and thus corresponds more closely with relative financial data appearing in Parts I and II of this six-part series.

### Quality and Data Limitations

The total volume of freight carried as shown herein does not take into account traffic handled in intermediate switching services. The latter, involving less than 1% of all tonnage, is included in the (metric tonnes carried) figure which appears in Part IV of this series (Catalogue 52-210). Consequently, the two totals differ to that extent.

With respect to piggyback freight, the figures reported include only that traffic wherein a shipper submitted a trailer or container as such, for shipment by rail. Not included under this heading are goods submitted by the shipper as loose merchandise which the railways chose to move in a railway-owned container or trailer on a flat car as opposed to, say a box car. The latter freight is included with various other commodity groups according to the nature of the merchandise involved.

Data appearing in this publication have been edited and compiled using a computer system from hand-produced and computer-generated returns submitted by the carriers. These statistics are not normally subject to change.

In undertaking long-term analysis of rail freight commodity data using this series (Catalogue 52-211) it should be noted that changes in the classification structure and in reporting practices occurred in 1970. In that year the present 320-item commodity system was introduced and certain railways switched from a "received" to a "forwarded" basis of reporting these data. A more detailed explanation of the effects of these changes on the statistics appeared in the 1970 issue of this publication.

### Concepts and Definitions

Railways serving both Canadian and United States points treat the American portion of their lines as a United States rail connection for the purpose of these tabulations. Thus freight crossing the International Boundary, whether from or to a non-reporting United States railroad at that point, or carried by one of the respondents reporting in this series, appears as a receipt from or a delivery to a United States rail connection. Certain extensions of Canadian National and Canadian Pacific rail services in the United States (116 kilometres and 521

Cette publication tient compte des marchandises acheminées par plus d'une société ferroviaire au Canada. Ces mouvements sont compris dans les totaux de chaque société ferroviaire, mais ne figurent pas dans le total général pour toutes les sociétés ferroviaires afin d'éviter tout double compte. Le tonnage de marchandises indiqué pour une société ferroviaire reflète donc le volume total manutentionné par cette société au cours de l'année; il correspond plus fidèlement aux données financières figurant aux parties I et II de cette série de six parties.

### Qualité et limites des données

Le volume total de marchandises transportées, indiqué ici ne tient pas compte du trafic faisant l'objet de raccordements assurés par des services intermédiaires. Ces services, transportant moins de 1% du tonnage, sont inclus dans le chiffre des (tonnes métriques transportées) qui figure dans la partie IV de cette série (n° 52-210 au catalogue). En conséquence, ces deux chiffres diffèrent jusqu'à un certain point.

En ce qui concerne le trafic rail-route, les chiffres de la présente publication ne portent que sur le trafic pour lequel un expéditeur fait demande de livraison par voie ferrée d'une remorque ou d'un conteneur comme tel. Ne sont pas comprises sous cette rubrique les marchandises qui sont envoyées en vrac par l'expéditeur et que la société ferroviaire choisit de transporter dans un conteneur ou une remorque qui lui appartient, sur un wagon plat plutôt que dans un wagon couvert, par exemple. Ce genre de trafic est compris dans divers autres groupes de produits selon la nature de la marchandise transportée.

Les données de la présente publication ont été vérifiées et calculées à partir de déclarations remplies à la main et par ordinateur par les transporteurs. Ces statistiques ne font pas normalement l'objet de variations.

Si le lecteur désire effectuer une analyse à long terme des données sur les marchandises par chemin de fer à l'aide de cette série (n° 52-211 au catalogue), il vaudra bien prendre note qu'on a modifié la structure de la classification et les méthodes de déclaration en 1970. C'est cette année-là que le système de 320 classes de marchandises a été établi et que certaines entreprises ferroviaires ont commencé à déclarer des données sur les marchandises "livrées" plutôt que sur les marchandises "reçues". Une explication plus détaillée des effets de ces modifications sur les statistiques figure dans l'édition de 1970 de la présente publication.

### Concepts et définitions

Aux fins des tableaux, les sociétés ferroviaire qui desservent des localités au Canada et aux États-Unis considèrent la partie située aux États-Unis comme faisant partie de ce pays. Ainsi, une marchandise qui traverse la frontière internationale, en provenance ou à destination d'un chemin de fer américain non enquêté à cet endroit ou une marchandise transportée par l'un des enquêtés est inscrite comme une marchandise en provenance ou à destination d'un raccordement aux États-Unis. Certains prolongements du Canadien National et du Canadien Pacifique aux États-Unis (116 kilomètres et 521 kilomètres respectivement en

kilometres respectively, in 1979) are, for statistical purposes, considered part of the Canadian operations and included herein. These mileages include, for the most part, overhead movements (Canada to Canada through the United States) and short rail extensions across the border to connecting United States carriers.

The terms used in the columnar headings throughout this publication reflect the following instructions to the railways.

"Loaded" means: revenue freight originated directly on the road of the respondent, including that received from private, non-reporting industrial sidings; freight received from switching roads connecting with the respondent where such freight has not previously been given line haul transportation; freight received from other modes of transport; freight re-shipped following milling or fabrication at some point in transit; and idler or trailer cars.

"Received from other railways in Canada" means: traffic received directly from connecting Canadian rail carriers and receipts from other modes of transport (other than car ferries) when these move at joint rates on through billing, or when a previous rail haul is indicated.

"Received from United States rail destined to Canadian points" means: traffic received from United States rail connections, or transported across the border by the respondent, destined to Canadian points.

"Received from United States rail destined to United States points" means: freight moving from United States rail connections to points in the United States (overhead traffic).

"Unloaded" means: freight terminated directly on the road of the respondent, including that delivered to private, non-reporting industrial sidings and grain unloaded at interior, lake and coastal elevators for export; freight delivered to switching roads connecting with the respondent where there is no further line haul; freight delivered to other modes of transport; and freight unloaded for milling or fabrication at some point in transit.

"Delivered to other railways in Canada" means: traffic delivered directly to connecting Canadian rail carriers and deliveries to other modes of transport (other than car ferries) when these move at joint rates on through billing, or when a subsequent rail haul is indicated.

"Delivered to United States rail" means: traffic delivered to United States rail connections or transported across the border by the respondent; and deliveries to United States rail connections of freight originated in the United States and moved overhead through Canada.

1979) sont considérés comme canadiens à des fins statistiques et sont inclus dans cette publication. Dans la majorité des cas, il s'agit de mouvements intermédiaires (du Canada au Canada en passant par les États-Unis) et de courts prolongements ferroviaires de l'autre côté de la frontière raccordés à des transporteurs américains.

Les expressions utilisées dans les en-têtes de la présente publication proviennent des directives suivantes adressées aux sociétés ferroviaires.

"Chargées" signifie: transport commercial de marchandises effectué directement sur une ligne de l'enquêté, y compris les marchandises provenant d'embranchements privés non enquêtés; marchandises provenant de voies d'aiguillage reliées à celle de l'enquêté lorsque les marchandises n'ont pas déjà fait l'objet d'un transport proprement dit; marchandises provenant d'autres modes de transport; marchandises réexpédiées après usinage ou transformation en cours de route; et wagons-allonges.

"Provenant d'autres sociétés ferroviaires du Canada" signifie: marchandises provenant directement de raccordements ferroviaires canadiens et provenant d'autres modes de transport (autres que les traversiers d'automobiles), lorsque celles-ci sont acheminées à tarif conjoint jusqu'à destination ou lorsqu'un transport ferroviaire antérieur est indiqué.

"Provenant de voies des États-Unis et destinées à des localités canadiennes" signifie: marchandises, provenant de raccordements ferroviaires américains ou transportées de ce côté-ci de la frontière par l'enquêté et destinées à des localités canadiennes.

"Provenant de voies des États-Unis et destinées à des localités américaines" signifie: marchandises passant de raccordements ferroviaires des États-Unis à des localités des États-Unis (trafic intermédiaire).

"Déchargées" signifie: marchandises livrées directement à partir d'une ligne de l'enquêté, y compris celles livrées à des embranchements privés non enquêtés et les céréales déchargées à des élévateurs intérieurs, à des élévateurs sur les lacs et sur la côte en vue de l'exportation; marchandises livrées à des voies d'aiguillage reliées à celles de l'enquêté au point où à partir duquel plus aucun transport n'a eu lieu; marchandises livrées à d'autres modes de transport; et marchandises déchargées en vue de la transformation ou de l'usinage en cours de route.

"Livrées à des chemins de fer du Canada" signifie: marchandises livrées directement à des raccordements ferroviaires du Canada et marchandises livrées à d'autres modes de transport (autres que les traversiers d'automobiles) lorsque celles-ci sont acheminées à tarif conjoint jusqu'à destination ou lorsqu'un autre transport ferroviaire subséquent est indiqué.

"Livrées à des chemins de fer des États-Unis" signifie: marchandises livrées à des raccordements ferroviaires des États-Unis ou transportées au-delà de la frontière par l'enquêté; et livraisons à des raccordements ferroviaires des États-Unis de marchandises provenant des États-Unis et passant par le Canada.



A "common carrier" refers to a railway which holds itself out to the general public to transport goods and/or passengers for compensation.

"Intermediate switching" is a switching service which includes all the elements of switching performed by a carrier which neither originates or terminates the shipment nor receives a line haul on that shipment.

To eliminate duplicate reporting and to uncover statistical gaps, Statistics Canada uses the Canadian *Standard Industrial Classification Manual* (SIC) which provides a set of groups and classes suitable for the compilation of statistics related to different industries. The building block (reporting unit) which fits into the above structure is the "establishment". An establishment can be defined as the smallest unit which is a separate operating entity capable of reporting principal elements of input and output. While the establishment is typically a factory, mine, store or similar unit and in most cases is a separate firm it may encompass two or more operating units which are not necessarily in the same location. It can also be an individual working on his own account.

Industry 503, Railway Transport, as classified in the SIC includes establishments primarily engaged in operating railways. The kinds of activities normally carried on by railway establishments embraces the operation of railway freight and passenger trains, commuter service (but not street railways), maintenance of way and structures, maintenance of equipment (including that carried on in railway shops), dining car and sleeping car services, express and the operation of railway terminal facilities. Road transportation services operated by railway establishments and providing pick-up and delivery for the freight or express services of the railway are included in this industry but long-distance trucking operations owned by railway companies are usually set up as separate establishments classified to the trucking industry, except CN express. For reporting purposes, only railways classified as "common carriers" by the Canadian Transport Commission file annual reports under Section 325 of the Railway Act 1970 jointly to the Canadian Transport Commission and Statistics Canada.

## Statistical Highlights

Revenue freight traffic handled by railways in Canada in 1980 totalled 254.4 million tonnes, down 1.3% from 1979. Domestic loadings decreased 0.5% to 236.2 million tonnes while receipts from U.S. connections decreased by 10.2% to 18.3 million tonnes.

The crude materials category, which accounts for more than half the total tonnage moved, showed an decrease of 2.1% to 134.3 million tonnes from the figure reported in 1979. Other commodity categories which saw

Une "société ferroviaire de transport public" désigne toute entreprise ferroviaire qui offre au grand public un service de transport de marchandises et (ou) de passagers contre rétribution.

Le "raccordement intermédiaire" est un service de raccordement qui comprend toutes les activités de raccordement exercées par un transporteur autre que le premier ou le dernier transporteur et qui ne s'occupe pas du transport interurbain de cette marchandise.

Afin d'éviter qu'il y ait double déclaration et de découvrir les lacunes statistiques, Statistique Canada utilise la *Classification des activités économiques* (CAÉ) qui fournit des groupes et des classes convenant au calcul de statistiques portant sur diverses activités économiques. Le groupe (unité déclarante) que l'on insère dans la structure ci-dessus est l'"établissement". Un établissement peut se définir comme la plus petite unité constituant un ensemble d'exploitation séparé en mesure de déclarer les éléments utilisés et produits. L'établissement est généralement une usine, une mine, un magasin ou une unité semblable et la plupart du temps une entreprise séparée, mais il peut englober deux unités ou plus qui ne sont pas nécessairement au même endroit. Il peut aussi s'agir d'une personne travaillant à son propre compte.

L'activité économique 503, Transports ferroviaires, comprend, selon la CAÉ, les établissements dont l'activité principale est l'exploitation de chemins de fer. Les activités habituelles de ces établissements ferroviaires comprennent le transport de passagers et de marchandises, les services aux banlieues (à l'exception des chemins de fer urbains et des tramways), l'entretien de la voie et des ouvrages, l'entretien du matériel (y compris le travail effectué dans les ateliers des chemins de fer), les services de wagons-restaurants et de wagons-lits, les services de messageries et l'exploitation de terminus ferroviaires. Les services de transport routier exploités par des établissements ferroviaires et fournissant des services de ramassage et de livraison de marchandises ou les services de messageries des chemins de fer sont inclus dans cette activité économique. Toutefois, le camionnage interurbain effectué par des sociétés ferroviaires constitue habituellement un établissement séparé, classé avec le camionnage, sauf les messageries CN. A des fins de déclaration, seulement les chemins de fer que la Commission canadienne des transports classe sous la rubrique "société ferroviaire de transport public" présentent des déclarations annuelles conjointement à la Commission et à Statistique Canada en vertu de l'article 325 de la Loi de 1970 sur les chemins de fer.

## Points saillants

Les marchandises payantes transportées par chemin de fer au Canada en 1980 ont totalisé 254.4 millions de tonnes métriques, soit une baisse de 1.3% sur 1979. Les chargements au Canada ont diminué de 0.5% pour se chiffrer à 236.2 millions de tonnes métriques, tandis que le volume des marchandises en provenance des lignes américaines a connu une baisse de 10.2% pour s'établir à 18.3 millions de tonnes métriques.

Le volume des matières brutes, qui représentent plus de la moitié des marchandises transportées par chemin de fer, a diminué de 2.1% par rapport à 1979, pour se chiffrer à 134.3 millions de tonnes métriques. Parmi les autres groupes de

significant changes in the tonnages moved were food, feed, beverages and tobacco which increased by more than 11.9% while inedible fabricated materials decreased by 2.8%.

marchandises dont les livraisons par rail ont enregistré des changements appréciables, citons les denrées alimentaires, les aliments pour animaux, les boissons et les tabac, dont le volume a augmenté de 11.9%, tandis que celui des demi-produits non-comestibles a diminué de 2.8%.

Statistical Tables

Tableaux statistiques

TABLE 1. Revenue Freight Carried by Railways within Canada - Summary, 1980

No.	Commodity	Number of railways cars Nombre de wagons	Loaded onto railways cars Chargées sur wagons	Received from other railways En provenance d'autres chemins de fer	Received from United States rail En provenance des Etats-Unis		
					Destined to Canadian points À destination du Canada	Destined to United States points À destination des Etats-Unis	
		cars - wagons		metric - tonnes		métriques	
<b>SECTION I:</b>							
<b>Live animals (C.L.):</b>							
002	Cattle	5,308	108 418	2 341	-	-	-
004	Swine	100	2 975	-	-	-	-
006	Horses, mules and donkeys	2	20	-	-	-	-
008	Live animals, n.e.s.	114	3 161	27	18	-	-
991	<b>Total</b>	<b>5,524</b>	<b>114 573</b>	<b>2 369</b>	<b>18</b>		
<b>SECTION II:</b>							
<b>Food, feed, beverages and tobacco (C.L.):</b>							
010	Meat, fresh or chilled	5,262	146 685	7 687	4 139	-	-
012	Meat, frozen	313	6 906	177	937	-	904
014	Meat and meat preparations, n.e.s.	467	13 051	293	743	-	211
016	Fish and marine animals	931	32 988	12 054	6 663	7 258	-
018	Butter	23	491	70	186	1 414	-
020	Cheese	136	3 265	1 553	728	2 525	-
022	Dairy produce, n.e.s., eggs and honey	2,701	113 219	11 004	497	1 643	-
024	Barley	66,212	4 170 233	966 418	1 374	1 943	-
026	Corn	4,870	348 823	124 094	344 228	432 517	-
028	Oats	7,548	397 803	137 201	6 160	37 936	-
030	Rice	239	17 206	1 787	51 275	295	-
032	Rye	6,827	471 463	9 285	274	1 402	-
034	Wheat	326,251	21 368 300	747 848	134 285	8 947	-
036	Cereals unmilled, n.e.s.	2,118	118 942	4 840	10 154	2 212	-
038	Corn meal and flour	12	686	1 401	44 884	3 123	-
040	Corn starch	208	9 888	2 321	5 901	61 849	-
042	Malt and malt flour	5,789	362 623	10 660	556	22 518	-
044	Wheat flour	16,443	687 056	171 508	6 802	76 588	-
046	Cereals milled, n.e.s.	2,526	91 841	8 560	10 857	2 602	-
048	Bakery products	2,078	47 326	7 748	254	1 228	-
050	Cereal products	5,957	127 691	62 729	7 155	46 034	-
052	Farinaceous substances and flour, n.e.s., for use as food	744	25 249	5 191	18 421	5 820	-
054	Apples	315	6 107	27	4 394	73	-
056	Bananas	-	-	-	-	-	-
058	Oranges	426	10 785	2 589	118 003	-	-
060	Other citrus fruits	1	90	96	9 864	-	-
062	Grapes	-	-	125	101 603	-	-
064	Watermelons	-	-	60	381	-	-
066	Cantaloupes and melons, n.e.s.	-	-	61	14 440	-	-
068	Peaches	-	-	-	91	-	-
070	Pears	8	257	-	10 265	-	-
072	Fresh or chilled fruits, n.e.s. and berries	76	2 156	89	25 102	19	-
074	Frozen fruits and berries	107	3 182	1 969	5 577	330	-
076	Dried and dehydrated fruits	46	1 179	185	9 863	142	-
078	Fruit juices and fruit juice concentrates not frozen	215	8 282	6 180	43 153	747	-
080	Fruit juice concentrates, frozen	207	8 856	2 664	8 593	47	-
082	Fruits and fruit preparations, n.e.s.	3,772	121 102	30 975	19 584	1 016	-
084	Nuts (except oil nuts)	911	43 212	15 797	4 397	268	-
086	Sugar beets	-	-	-	-	-	-
088	Cabbage	1	32	-	86	-	-
090	Celery	3	118	-	19 360	-	-
092	Lettuce	9	210	28	50 946	-	-
094	Onions and shallots	8	177	-	25 301	-	-
096	Potatoes (other than sweet)	2,543	93 244	6 256	35 788	2 065	-
098	Tomatoes	-	-	132	2 206	-	-
100	Vegetables, n.e.s., fresh or chilled	162	8 123	4 434	49 749	430	-
102	Vegetables, frozen	331	9 383	1 711	9 108	21 124	-
104	Vegetables, dried	2,578	107 773	3 770	14 098	13 654	-
106	Vegetables and preparations, n.e.s.	6,760	242 559	106 279	163 001	28 546	-
108	Sugar	4,810	273 587	6 616	14 161	10 512	-
110	Molasses and syrups	1,032	46 052	6 504	32 665	44 637	-
112	Sugar preparations (including confectionery), n.e.s.	1,289	31 232	2 282	890	499	-
114	Coffee	207	6 327	2 974	4 649	-	-
116	Cocoa and chocolate, tea, spices and vinegar	180	6 889	210	645	-	-
118	Margarine and similar products	252	7 085	1 737	-	102	-
120	Shortening and lard	539	18 303	1 610	3 340	1 571	-
122	Soups and infant and junior foods	826	29 875	6 168	-	80	-
124	Pre-cooked frozen food preparations	595	16 469	990	1 899	2 134	-
126	Food preparations and materials for food preparations, n.e.s.	14,724	407 846	81 257	13 607	15 196	-
128	Hay, forage and straw	2,652	47 360	92	145	-	-
130	Wheat bran, shorts and middlings	7,016	283 071	40 369	16 490	25 737	-
132	Ground cereals and by-products, n.e.s.	14,362	846 225	119 537	40 745	30 890	-
134	Soyabean oil meal	3,139	194 118	12 752	157 622	61 334	-
136	Oil seed meals (including cake), n.e.s.	8,989	485 952	154 400	1 304	1 650	-
138	Feeds of vegetable origin, n.e.s.	5,393	297 567	84 523	84 888	51 200	-

See footnote(s) at end of table.



TABLEAU 1. Marchandises payantes transportées par chemin de fer au Canada - Sommaire, 1980

Total freight traffic (1) (initial haul), 1980	Unloaded from railway cars	Delivered to other railways	Delivered to United States rail	Type de marchandise	No
Total du trafic de marchandises (1) (transport initial), 1980	Déchargées du wagon	Remises aux autres chemins de fer	Remises au réseau des États-Unis		
	metric - tonnes - metriques				
				<b>SECTION I:</b>	
				<b>Animaux vivants (charge complète):</b>	
108 418	109 159	1 600	-	Bovins	002
2 975	2 975	-	-	Porcs	004
20	20	-	-	Chevaux, mulets et ânes	006
3 179	3 156	50	-	Animaux vivants, n.d.a.	008
<b>114 591</b>	<b>115 310</b>	<b>1 650</b>	-	<b>Total</b>	<b>991</b>
				<b>SECTION II:</b>	
				<b>Denrées alimentaires, aliments pour animaux, boissons et tabacs (charge complète):</b>	
150 824	150 452	8 020	40	Viandes fraîches ou réfrigérées	010
8 747	7 955	65	904	Viandes congelées	012
14 005	13 782	304	211	Viandes et préparations à base de viandes, n.d.a.	014
46 909	34 016	12 831	12 116	Poissons et animaux marins	016
2 091	606	70	1 484	Beurre	018
6 518	3 599	1 618	2 854	Fromage	020
115 359	36 675	6 943	82 744	Produits laitiers, n.d.a., oeufs et miel	022
4 173 550	4 130 652	894 753	114 563	Orge	024
1 125 568	588 245	216 577	444 837	Mais	026
441 899	406 057	133 894	39 149	Avoine	028
68 776	59 932	10 337	295	Riz	030
473 139	462 747	18 273	1 402	Seigle	032
21 511 532	21 285 564	891 507	82 308	Blé	034
131 308	130 758	2 757	2 634	Céréales non moulues, n.d.a.	036
48 693	43 396	3 528	3 169	Farine et semoule de maïs	038
77 638	15 170	2 260	62 529	Fecule de maïs	040
355 697	290 157	11 018	95 182	Malt et farine de malt	042
770 446	695 236	168 859	77 859	Farine de blé	044
105 300	90 543	8 715	14 603	Céréales moulues, n.d.a.	046
48 808	38 573	14 331	3 653	Produits de boulangerie	048
180 880	161 724	34 388	47 499	Produits à base de céréales	050
49 490	42 127	4 976	7 578	Substances farineuses et farine, n.d.a., destinées à l'alimentation	052
10 574	10 320	209	73	Pommes	054
-	-	-	-	Bananes	056
128 788	127 020	4 264	95	Oranges	058
9 954	9 717	333	-	Autres agrumes	060
101 603	101 507	222	-	Raisins	062
381	441	-	-	Pastèques	064
14 440	14 364	136	-	Cantaloupes et melons, n.d.a.	066
91	91	-	-	Pêches	068
10 522	10 357	165	-	Poires	070
27 277	26 919	427	19	Fruits frais ou réfrigérés, n.d.a. et baies	072
9 089	7 846	2 361	850	Fruits et baies congelés	074
11 184	10 803	391	174	Fruits séchés et déshydratés	076
52 182	51 549	5 673	1 142	Jus de fruits et concentrés de jus de fruits non congelés	078
17 496	18 087	2 029	47	Concentrés de jus de fruits congelés	080
141 704	46 641	123 573	2 464	Fruits et préparations à base de fruits, n.d.a.	082
47 877	47 913	15 451	312	Noix (à l'exclusion des noix oléagineuses)	084
-	-	-	-	Betteraves à sucre	086
118	118	-	-	Chou	088
19 476	19 314	163	-	Celeri	090
51 156	50 737	446	-	Laitue	092
25 478	25 458	19	-	Oignons et échalottes	094
131 097	128 918	6 013	2 424	Pommes de terre (sauf les patates douces)	096
2 206	2 196	143	-	Tomates	098
58 302	57 948	4 288	501	Légumes frais ou réfrigérés, n.d.a.	100
39 615	18 339	1 735	21 253	Légumes congelés	102
135 525	116 928	5 764	16 603	Légumes séchés	104
434 106	442 031	67 481	30 876	Légumes et préparations à base de légumes, n.d.a.	106
298 260	286 989	1 147	10 741	Sucre	108
123 554	79 365	5 692	45 000	Mélasses et sirops	110
32 621	31 301	2 212	1 391	Préparations à base de sucre (y compris les confiseries), n.d.a.	112
10 976	10 447	3 502	-	Café	114
7 534	7 316	208	221	Cacao et chocolat, thé, épices et vinaigre	116
7 187	7 151	1 672	102	Margarine et produits similaires	118
23 214	21 705	1 548	1 571	Graisse préparée et saindoux	120
29 955	29 776	5 978	368	Soupes et aliments pour bébés et jeunes enfants	122
20 502	18 465	701	2 327	Préparations alimentaires congelées précuites	124
436 649	402 024	97 724	18 158	Préparations alimentaires et ingrédients pour préparations alimentaires, n.d.a.	126
47 505	47 556	41	-	Foin, fourrage et paille	128
325 298	255 287	46 640	63 740	Son d'orge, remoulages	130
917 860	853 517	136 263	47 619	Céréales moulues et dérivées, n.d.a.	132
413 074	347 018	15 144	63 666	Tourteaux de soja	134
488 906	463 808	172 791	6 709	Farines de graines oléagineuses (y compris les tourteaux), n.d.a.	136
433 655	342 917	87 342	87 920	Aliments d'origine végétale pour animaux, n.d.a.	138

Voir note(s) à la fin du tableau.

TABLE 1. Revenue Freight Carried by Railways within Canada - Summary, 1980

No.	Commodity	Number of	Loaded onto	Received from	Received from United States rail	
		railways cars	railways cars	other railways	En provenance des Etats-Unis	
		Nombre de wagons	Chargées sur wagons	En provenance d'autres chemins de fer	Destined to Canadian points A destination du Canada	Destined to United States points A destination des Etats-Unis
		cars - wagons		metric - tonnes - métriques		
<b>SECTION II:</b>						
<b>Food, feed, beverages and tobacco (C.L.):</b>						
140	Feeds of animal origin	1,370	46 434	10 813	1 608	934
142	Primary or concentrated feeds	44	2 387	156	-	341
144	Secondary or complete animal feeds, n.e.s.	2,969	107 563	45 171	23 877	177 797
146	Non-alcoholic beverages	144	3 491	1 270	-	-
148	Ale, beer, stout and porter	2,368	49 075	2 212	90 929	38 951
150	Wines and fermented alcoholic beverages, n.e.s.	247	4 871	250	7 333	14 050
152	Distilled alcoholic beverages	1,442	60 229	11 157	2 184	3 333
154	Cigarettes	1,402	26 058	27	-	-
156	Tobacco, unmanufactured	53	1 628	-	628	-
158	Tobacco, manufactured, n.e.s.	1	19	-	-	-
992	<b>Total</b>	<b>552,179</b>	<b>32 528 272</b>	<b>3 064 940</b>	<b>1 901 034</b>	<b>1 268 580</b>
<b>SECTION III:</b>						
<b>Crude materials, inedible (C.L.):</b>						
160	Raw hides and skins (including fur skins)	261	8 302	88	7 022	2 467
162	Primary tannage	256	13 116	2 575	4 801	3 155
164	Crude animal products, inedible, n.e.s. (excluding fibres)	38	1 618	438	3 323	-
166	Seeds for sowing, n.e.s.	1,630	70 765	4 454	3 345	1 180
168	Flaxseed	8,528	504 215	9 808	-	-
170	Rapeseed	25,775	1 580 854	214 396	-	-
172	Soyabbeans	228	14 064	175	113	51
174	Oil seeds, oil nuts and oil kernels, n.e.s.	3,399	136 927	4 429	37 315	154
176	Rubber and allied gums, natural	1,253	61 548	60 047	4 447	125
178	Peatmoss and mosses, n.e.s.	1,857	50 029	1 037	118	509
180	Other crude vegetable materials, inedible, n.e.s.	80	1 982	1 825	8 612	735
182	Logs and bolts of wood	49,686	2 552 787	4 436	4 402	72
184	Fence posts, pitprops and piling of wood	959	48 592	562	391	64
186	Round timber, n.e.s.	2,736	120 899	31 828	39 639	4 108
188	Pulpwood logs	52,731	3 055 324	615 524	1 715	6 818
190	Pulpwood chips	181,345	9 484 591	278 522	100	39 457
192	Christmas trees	158	3 078	308	-	34
194	Other crude wood materials, n.e.s.	78	2 932	14 503	3 270	-
196	Silk, wool and animal hair	19	340	23	-	15
198	Cotton	121	4 282	1 667	69 138	1 215
200	Vegetable and man-made textile fibres (excluding cotton)	878	33 292	55 006	8 076	386
202	Bauxite ore and alumina	35,770	2 668 339	336 080	83 413	665
204	Copper ores and concentrates	19,143	1 541 618	268 898	5 215	-
206	Copper matte and precipitates	42	3 312	-	-	-
208	Iron ore and concentrates	580,037	54 148 593	12 373 029	18 947	-
210	Lead ore and concentrates	6,011	466 659	184 495	48 433	-
212	Manganese ore	1	45	1 860	7 015	-
214	Nickel, copper ores and concentrates	69,831	4 983 490	93	-	-
216	Nickel ore and concentrates	8,789	628 477	-	-	-
218	Matte, nickel, copper-nickel or nickel-iron chromium alloy	1,233	95 686	13 801	-	-
220	Tungsten ore and concentrates	37	2 053	-	49	38
222	Zinc ore and concentrates	18,669	1 376 871	749 238	65 421	-
224	Lead and zinc ores and concentrates	10,107	353 337	7 585	48	-
226	Metallic ores and concentrates, n.e.s.	160	10 571	14 720	21 262	550
228	Iron and steel scrap	30,482	1 551 245	344 890	516 528	19 697
230	Non-ferrous metal scrap (including precious metal scrap)	1,835	82 549	26 719	17 567	3 372
232	Slags, drosses and other by-products, n.e.s.	1,411	101 519	83 310	25 006	1 296
236	Anthracite coal	545	39 796	12 531	84 633	1 316
238	Bituminous coal	258,122	21 918 765	316 536	251 241	6 720
240	Lignite coal	7,734	485 636	163	-	-
242	Coal, n.e.s.	230	7 144	3 382	10 547	41
244	Crude mineral oils (petroleum)	2,373	172 049	6 532	275	32
246	Natural gas and other crude bituminous substances	43	3 216	-	1 084	-
248	Asbestos, unmanufactured, crude and fibre	8,174	388 914	3 786	2 167	9 339
250	Clay	2,025	157 282	91 418	445 877	17 945
252	Other crude refractory materials	30	1 679	135	2 396	-
254	Natural abrasives	93	5 801	24 500	61 896	2 386
256	Sand, industrial	6,555	333 753	83 827	750 095	21 501
258	Sand, n.e.s.	24	1 305	3 925	11 429	372
260	Gravel	44	2 660	425	10 118	-
262	Building stone, rough	29	1 494	145	954	3 761
264	Silica or silex, n.e.s.	303	20 045	1 386	12 165	946
266	Agricultural limestone	1,130	68 474	661	3 086	-
268	Limestone, furnace or foundry, and fluxing stone	4,015	330 869	-	-	35
270	Limestone, crushed or broken, n.e.s.	51 266	3 738 340	20 383	59 485	3 349
272	Stone, n.e.s. (including stone refuse)	3,055	208 914	20 269	12 872	14 319
274	Barytes, natural	1,448	95 974	22 230	37 371	-

See footnote(s) at end of table.

TABLEAU 1. Marchandises payantes transportées par chemin de fer au Canada - Sommaire, 1980

Total freight traffic(1) (initial haul), 1980	Unloaded from railway cars	Delivered to other railways	Delivered to United States rail	Type de marchandise	No
Total du trafic de marchandises(1) (transport initial), 1980	Déchargées du wagon	Remises aux autres chemins de fer	Remises au réseau des États-Unis		
metric - tonnes - metriques					
<b>SECTION II:</b>					
<b>Denrées alimentaires, aliments pour animaux, boissons et tabacs (charge complète):</b>					
48 976	42 635	8 903	8 252	Aliments d'origine animale pour animaux	140
2 728	2 450	48	386	Aliments concentrés pour animaux	142
309 237	130 975	40 228	183 205	Aliments complets pour animaux, n.d.a.	144
3 491	4 143	523	95	Boissons non alcooliques	146
178 955	134 065	2 610	44 493	Ale, bière, stout et porter	148
26 254	10 581	725	15 198	Vins et boissons alcooliques fermentées, n.d.a.	150
65 746	30 846	3 017	43 042	Boissons alcooliques distillées	152
26 058	26 058	-	27	Cigarettes	154
2 256	660	-	1 596	Tabacs bruts	156
19	19	-	-	Tabacs fabriqués, n.d.a.	158
<b>35 697 886</b>	<b>33 620 597</b>	<b>3 321 961</b>	<b>1 820 267</b>	<b>Total</b>	<b>992</b>
<b>SECTION III:</b>					
<b>Matières brutes, non comestibles (charge complète):</b>					
17 791	12 016	125	5 739	Cuir et peaux bruts (y compris les pelleteries)	160
21 072	14 948	3 003	5 697	Déchets d'abattoir non conditionnés	162
4 941	4 309	1 070	-	Produits bruts d'origine animale, non comestibles, n.d.a. (sauf les fibres)	164
75 290	71 390	4 816	3 540	Semences, n.d.a.	166
504 215	501 775	12 250	-	Lin	168
1 580 854	1 600 073	195 107	69	Cotza	170
14 228	9 798	175	4 431	Soja	172
174 396	168 205	5 707	4 913	Graines oléagineuses, noix oléagineuses et amandes oléagineuses, n.d.a.	174
66 120	64 897	60 887	383	Caoutchouc et gommes analogues	176
50 656	7 596	1 732	42 363	Tourbe et autres mousses, n.d.a.	178
11 329	8 869	3 551	735	Autres matières brutes d'origine végétale, non comestibles, n.d.a.	180
2 557 261	2 546 142	3 089	12 465	Billes et billots de bois	182
47 047	22 950	22 690	1 968	Piquets de clôture, étais de mine et pilots en bois	184
164 646	133 603	20 571	42 301	Bois en grume, n.d.a.	186
3 063 857	2 623 858	846 484	209 039	Billes de bois à pâte	188
9 524 148	9 097 190	298 460	407 021	Copeaux de bois à pâte	190
3 112	545	98	2 775	Arbres de Noël	192
6 202	17 440	2 429	837	Autres matières de bois brutes, n.d.a.	194
355	276	86	15	Soie, laine et poil d'origine animale	196
74 635	73 488	1 598	1 215	Coton	198
41 754	9 407	54 941	32 412	Fibres textiles végétales et chimiques (sauf le coton)	200
2 752 417	2 959 051	82 332	47 115	Minerais de bauxite et alumine	202
1 546 833	1 545 616	245 014	25 099	Minerais et concentrés de cuivre	204
3 312	3 312	-	-	Mattes et précipités de cuivre	206
54 167 540	53 740 177	12 784 829	15 562	Minerais et concentrés de fer	208
515 092	442 015	212 229	45 341	Minerais et concentrés de plomb	210
7 060	6 941	1 934	45	Minerais de manganèse	212
4 983 490	4 983 546	36	-	Minerais et concentrés de nickel et de cuivre	214
628 477	628 477	-	-	Minerais et concentrés de nickel	216
95 686	94 032	15 455	-	Mattes et alliages de nickel, cuivre-nickel et nickel-chrome-fer	218
2 140	153	-	1 987	Minerais et concentrés de tungstène	220
1 442 292	1 396 223	753 199	42 108	Minerais et concentrés de zinc	222
353 385	1 296	6 971	352 703	Minerais et concentrés de plomb et de zinc	224
32 383	26 880	13 625	6 600	Minerais et concentrés métalliques, n.d.a.	226
2 087 470	2 005 621	243 497	183 242	Ferraille de fer et d'acier	228
103 488	74 802	26 159	29 244	Déchets de métaux non ferreux (y compris les déchets de métaux précieux)	230
127 821	113 243	72 489	25 399	Cendres, scories et autres résidus, n.d.a.	232
125 745	101 928	33 663	2 685	Anthracite	236
22 178 726	22 054 271	430 989	8 002	Houille grasse	238
485 636	485 155	417	227	Lignite	240
17 732	16 329	1 687	1 098	Houille, n.d.a.	242
172 356	172 419	6 437	32	Huiles minérales brutes (de pétrole)	244
4 300	4 128	172	-	Gaz naturel et autres substances bitumineuses brutes	246
400 420	105 517	50 730	247 959	Amiante non ouvré, brut ou en fibres	248
621 104	598 450	94 855	19 218	Argile	250
4 075	4 129	54	27	Autres matières réfractaires brutes	252
70 083	58 442	29 903	6 236	Abrasifs naturels	254
1 105 349	1 033 848	133 468	21 863	Sable, d'usage industriel	256
13 106	15 192	1 572	265	Sable, n.d.a.	258
12 778	12 694	508	-	Gravier	260
6 209	2 315	224	3 816	Pierres de construction brutes	262
33 156	17 501	2 922	14 118	Silice ou silic, n.d.a.	264
71 560	69 207	444	2 571	Pierres calcaires, d'usage agricole	266
330 904	330 869	35	-	Pierres calcaires (usage industriel) et castines	268
3 801 184	3 787 142	23 062	11 364	Pierres calcaires concassées, n.d.a.	270
235 804	213 421	20 495	22 157	Pierres, n.d.a. (y compris les débris de pierres)	272
133 345	113 620	41 955	-	Barytine	274

Voir note(s) à la fin du tableau.



TABLE 1. Revenue Freight Carried by Railways within Canada - Summary, 1980

No.	Commodity	Number of railways cars	Loaded onto railways cars	Received from other railways	Received from United States rail	
		Nombre de wagons	Chargées sur wagons	En provenance d'autres chemins de fer	En provenance des États-Unis	
					Destined to Canadian points  A destination du Canada	Destined to United States points  A destination des États-Unis
		cars - wagons	metric - tonnes - métriques			
<b>SECTION III:</b>						
<b>Crude materials, inedible (C.L.):</b>						
276	Gypsum	56,754	4 650 093	393	2 203	159
278	Pyrites, iron (except roasted)	656	46 055	31 929	181	-
280	Nepheleine syenite	4,543	340 277	214 499	68	-
282	Phosphate rock	9,584	814 406	419 087	2 096 805	318
284	Common salt, rock or bulk	11,173	924 222	62 766	11 113	80 069
286	Common salt, n.e.s.	1,754	95 782	8 164	4 699	19 031
288	Liquid sulphur	19,953	1 738 838	267 805	-	11 306
290	Sulphur, n.e.s.	72,595	5 727 364	154 678	158	-
292	Non-metallic minerals, crude, n.e.s.	573	34 603	28 162	94 578	48 456
294	Textile rags and waste, n.e.s.	469	15 297	6 208	24 872	1 862
296	Paper waste	2,855	90 845	35 666	195 193	35 637
298	Slag (excluding basic) and ashes, waste	375	22 956	88 256	84 308	954
300	Wood waste, n.e.s.	7,003	307 624	2 214	881	703
304	Waste materials, n.e.s.	931	50 040	41 272	6 435	5 956
993	<b>Total</b>	<b>1,651,850</b>	<b>128 602 413</b>	<b>17 679 707</b>	<b>5 283 918</b>	<b>372 381</b>
<b>SECTION IV:</b>						
<b>Fabricated materials, inedible (C.L.):</b>						
306	Leather and dressed furs and rubber fabricated materials	108	3 526	1 134	147	45
308	Lumber	144,607	6 535 869	1 952 752	168 100	82 953
310	Flooring	132	4 547	944	1 514	27
312	Railway ties	706	32 067	23 966	81 611	151
314	Shingles and shakes of wood	6,255	203 988	21 180	139	286
316	Sawmill products, n.e.s.	51	1 762	109	70	48
318	Veneer	6,429	302 135	121 018	12 394	7 083
320	Plywood	14,707	585 815	254 609	19 704	49 311
322	Wood building boards, n.e.s.	6,548	284 184	24 877	38 366	33 562
324	Milwork (woodwork)	494	13 650	3 722	6 181	8 976
326	Cooperage stock and box, crate and package shoo	46	967	126	2 068	1 911
328	Other wood fabricated materials, n.e.s.	1,042	34 557	3 253	16 896	3 529
330	Wood pulp	93,408	5 465 193	1 149 525	138 651	185 088
332	Pulp, n.e.s.	8	314	324	5 742	487
334	Newsprint paper	76,026	4 418 005	1 421 447	9 187	693
336	Groundwood printing and specialty paper	10,644	475 916	223 595	296 200	992 300
338	Book paper	1	18	-	-	46
340	Fine paper, tissue paper and sanitary paper	1,745	34 523	19 554	3 589	43 931
342	Wrapping paper	6,165	273 024	43 522	10 420	33 018
344	Paperboard, n.e.s.	24,119	963 697	84 201	107 469	115 247
346	Building paper	3,031	121 113	6 686	5 886	207
348	Building board, n.e.s.	2,481	90 310	26 427	24 701	8 000
350	Paper, n.e.s.	222	5 957	18	198	884
352	Batts, batting, wadding and felt	740	19 443	2 615	4 437	46
354	Cordage, twine and rope	114	3 707	272	3 215	-
356	Cotton broad-woven fabrics	34	579	220	1 161	42
358	Jute broad-woven fabrics	150	5 298	201	-	18
360	Textile fabricated materials, n.e.s.	199	2 925	129	3 271	970
362	Animal oils and fats (excluding marine)	1,583	84 537	5 200	1 752	638
364	Fish and marine animal oils	68	2 192	719	68	347
366	Cottonseed oil and linseed oil	40	2 717	195	4 527	143
368	Soyabean oil	383	24 135	183	8 988	3 481
370	Vegetable oils and fats, n.e.s.	5,660	355 972	87 532	20 924	4 803
372	Chemically modified oils, fats and waxes and their derivatives	181	7 984	763	6 446	839
374	Turpentine, rosin and rosin oils, spirits and acids	133	4 784	1 468	12 747	1 371
376	Gum, wood and vegetable extracts	1,403	76 940	10 335	16 937	2 328
378	Carbon blacks	1,911	81 803	3 894	6 639	1 299
380	Chemical elements	8,997	601 828	107 133	20 145	14 148
382	Sulphuric acid	16,714	1 406 486	828 726	4 706	71
384	Inorganic acids and oxygen compounds of non-metals or metalloids, n.e.s.	4,202	240 143	46 864	14 303	9 293
386	Sodium hydroxide	4	323	27 264	45	523
388	Inorganic bases and metallic oxides, hydroxides and peroxides, n.e.s.	25,395	1 837 136	189 973	62 291	46 278
390	Sodium sulphate	6,844	542 208	129 168	436	4 722
392	Sodium carbonate	5,668	417 200	59 400	163 994	39
394	Metallic salts and peroxy-salts of inorganic acids, n.e.s.	5,283	354 246	175 313	129 299	28 018
396	Calcium carbide	429	18 560	3 814	2 313	856
398	Inorganic chemicals, other, n.e.s.	307	21 673	1 168	17 364	494
400	Hydrocarbons and their derivatives	13,581	947 167	112 795	52 844	1 956
402	Alcohols and their derivatives	6,005	461 148	39 585	14 102	2 201
404	Phenols, ethers, aldehydes, ketones and their derivatives	3,372	219 453	28 377	52 834	823
406	Organic acids, their anhydrides, halides, peroxides, peracids and derivatives.	1,220	80 165	928	63 187	61
408	Nitrogen function compounds	626	41 285	4 562	26 099	47
410	Organic chemicals, n.e.s.	1,722	79 361	4 441	27 438	98
412	Explosives, fuses and caps	1,162	44 439	9 553	3 152	-

See footnote(s) at end of table.

TABLEAU 1. Marchandises payantes transportées par chemin de fer au Canada - Sommaire, 1980

Total freight traffic(1) (initial haul), 1980	Unloaded from railway cars	Delivered to other railways	Delivered to United States rail	Type de marchandise	No
Total du trafic de marchandises(1) (transport initial), 1980	Déchargées du wagon	Remises aux autres chemins de fer	Remises au réseau des États-Unis		
	metric - tonnes	metric tonnes			
				<b>SECTION III:</b>	
				<b>Matières brutes, non comestibles (charge complète):</b>	
4 652 455	4 630 373	231	22 244	Gypse	276
46 236	14 225	32 011	31 929	Pyrites de fer (sauf frittées)	278
340 345	101 785	196 299	256 760	Syente néphélinique	280
2 911 529	2 924 188	406 111	318	Roche phosphatée	282
1 015 404	892 170	100 978	85 022	Sel gemme de salin	284
119 512	100 656	6 237	20 783	Sel commun, n.d.a.	286
1 750 144	426 164	294 033	1 297 750	Soufre liquide	288
5 727 522	5 576 727	43 322	262 152	Soufre, n.d.a.	290
177 637	99 395	32 842	73 563	Minéraux non métalliques bruts, n.d.a.	292
42 031	34 497	6 724	7 016	Chiffons et déchets de textile, n.d.a.	294
321 675	259 203	46 313	51 826	Déchets de papier	296
108 218	77 940	102 185	16 349	Scories (sauf basiques) et cendres, déchets	298
309 208	301 706	3 389	6 329	Déchets de bois, n.d.a.	300
62 431	42 920	23 528	37 257	Autres déchets, n.d.a.	304
<b>134 258 712</b>	<b>129 690 699</b>	<b>18 164 427</b>	<b>4 083 294</b>	<b>Total</b>	<b>993</b>
				<b>SECTION IV:</b>	
				<b>Demi-produits, non comestibles (charge complète):</b>	
3 718	2 902	1 715	233	Cuir, fourrures apprêtées et demi-produits en caoutchouc	306
6 786 922	2 435 703	2 091 695	4 212 277	Bois de construction	308
6 085	4 783	1 233	1 017	Couvertures de soie	310
113 829	107 957	27 627	2 211	Traverses de chemin de fer	312
204 415	7 022	15 101	203 472	Bardeaux et bardeaux fendus	314
1 880	996	217	775	Sciages	316
321 612	193 420	155 706	93 503	Placages	318
654 833	584 277	249 045	76 120	Contre-plaques	320
396 135	225 034	29 262	126 719	Planches de bois de construction, n.d.a.	322
38 807	19 396	3 525	9 607	Bois de menuiserie	324
4 948	1 845	1 001	2 228	Ouvrages de tonnellerie, caisses et bois de layetier	326
84 982	42 723	4 552	10 960	Autre demi-produits en bois, n.d.a.	328
5 788 932	2 748 525	992 675	3 197 259	Pâte de bois	330
6 543	5 782	255	830	Pâte, n.d.a.	332
4 427 885	790 058	1 482 778	3 576 493	Papier journal	334
1 764 416	352 155	206 749	1 429 106	Papier mécanique et papier spécial	336
64	18	-	46	Papier d'édition	338
82 043	26 683	14 811	60 103	Papier fin, papier de soie et papier hygiénique	340
316 462	232 746	47 461	79 781	Papier d'emballage	342
1 186 413	997 666	110 766	162 179	Carton, n.d.a.	344
127 206	107 266	7 794	16 810	Papier de construction	346
123 011	86 104	25 549	37 784	Panneaux de construction, n.d.a.	348
7 039	3 117	150	3 769	Papier, n.d.a.	350
23 926	24 820	1 675	46	Ouate et bourre en masse ou en feuilles et teutres	352
6 922	6 926	266	-	Cordage, ficelle et corde	354
1 782	1 618	319	64	Tissus larges de coton	356
5 316	622	152	4 743	Tissus larges de jute	358
7 166	5 941	154	1 201	Demi-produits en matières textile, n.d.a.	360
86 927	85 275	4 657	2 195	Huiles et corps gras d'origine animale (sauf marins)	362
2 607	1 391	699	1 237	Huiles de poissons et d'animaux marins	364
7 387	6 723	587	272	Huile de coton et huile de lin	366
36 604	33 008	197	3 581	Huile de soja	368
381 699	372 429	88 905	7 898	Huiles et corps gras d'origine végétale, n.d.a.	370
15 269	13 416	842	1 775	Huiles, corps gras et cires modifiées chimiquement et leurs dérivés	372
18 902	17 818	1 168	1 385	Térébenthine, colophane et huiles, essences et acides de colophane	374
96 205	51 762	9 023	45 734	Extraits de gomme, de bois et de végétaux	376
89 741	79 733	4 061	9 843	Noirs de carbone	378
636 121	465 437	105 285	172 535	Éléments chimiques	380
1 411 263	1 070 577	876 988	292 425	Acide sulfurique	382
263 739	141 629	49 817	119 162	Acides inorganiques et composés d'oxygène de produits non métalliques ou de métalloïdes, n.d.a.	384
891	19 329	8 303	523	Hydroxyde de sodium	386
1 945 705	1 304 855	257 405	573 416	Bases inorganiques et oxydes, hydroxydes et peroxydes métalliques, n.d.a.	388
547 366	350 899	113 088	212 547	Sulfate de sodium	390
581 233	572 148	64 353	4 135	Carbonate de sodium	392
511 563	433 521	152 128	101 227	Seis et persels métalliques d'acides inorganiques, n.d.a.	394
21 729	21 009	3 566	967	Carbure de calcium	396
39 531	35 059	64	5 578	Autres produits chimiques inorganiques, n.d.a.	398
1 001 967	613 928	162 190	338 646	Hydrocarbures et leurs dérivés	400
477 451	361 506	44 929	110 597	Alcools et leurs dérivés	402
273 110	197 374	40 575	63 541	Phénols, éthers, aldéhydes, cétones et leurs dérivés	404
143 413	123 318	934	20 089	Acides organiques et leurs anhydrides, halides, peroxydes, peracides et leurs dérivés	406
67 631	64 375	5 087	2 732	Composés de fonction azote	408
106 887	105 041	4 357	1 930	Produits chimiques organiques, n.d.a.	410
47 592	47 583	7 974	1 587	Explosifs, mèches et amorces	412

Voir note(s) à la fin du tableau.

TABLE 1. Revenue Freight Carried by Railways within Canada - Summary, 1980

No.	Commodity	Number of railways cars	Loaded onto railways cars	Received from other railways	Received from United States rail	
		Nombre de wagons	Chargées sur wagons	En provenance d'autres chemins de fer	En provenance des Etats-Unis	
					Destined to Canadian points A destination du Canada	Destined to United States points A destination des Etats-Unis
		cars - wagons	metric - tonnes - métriques			
<b>SECTION IV:</b>						
<b>Fabricated materials, inedible (C.L.):</b>						
414	Ammonium phosphates	6,247	446 643	55 637	12 650	48
416	Muriate of potassium (potash)	119 704	10 649 510	287 158	1 792	721
418	Fertilizers and fertilizer materials, n.e.s.	23,757	1 862 556	373 347	203 563	26 629
420	Agricultural chemicals, formulated	109	3 641	510	3 541	557
422	Adhesives	677	21 587	520	1 410	182
424	Synthetic rubber	1,117	60 219	7 004	63 312	4 264
426	Plastic materials, not shaped and basic shapes and forms	9,384	451 214	99 498	129 744	69 638
428	Pigments, lakes and toners	523	25 174	8 938	2 183	1 550
430	Paints and related products	1,193	37 246	12 220	1 982	263
432	Chemical specialties, industrial, n.e.s.	7,275	379 236	57 328	322 870	11 015
434	Gasoline	26,218	1 454 423	335 982	613	-
436	Aviation turbine fuel	928	54 200	734	-	-
438	Diesel fuel	47,973	2 859 452	355 065	38 268	-
440	Kerosene	18	1 062	-	-	-
442	Fuel oil, n.e.s.	12,051	968 803	259 395	29 443	1 533
444	Lubricating oils and greases	7,421	351 229	52 044	31 287	6 098
446	Petroleum coke	2,809	199 613	135 337	420 898	5 738
448	Coke, n.e.s.	10,748	544 044	43 941	139 509	24 651
450	Refined and manufactured gases, fuel type (L.P.G.)	41,834	2 611 675	383 110	40 992	84 199
452	Asphalts and road oils	3,042	183 540	5 006	2 288	713
454	Other petroleum and coal products	12,615	710 309	120 308	32 204	4 847
456	Ferro-alloys	1,087	62 324	42 705	9 369	2 870
458	Pig iron	1,066	78 239	36 479	1 669	-
460	Ingots, blooms, billets and slabs, iron and steel	6,226	397 463	41 856	24 863	2 477
461	Primary iron and steel, n.e.s.	1,114	41 713	12 460	22 743	-
462	Castings and forgings, iron or steel	2,122	108 382	58 403	62 190	27 870
464	Bars and rods, steel	11,889	667 938	130 589	23 345	37 166
466	Plates, steel, fabricated	8,179	529 099	217 033	22 217	1 274
468	Sheet and strip, steel	14,579	939 276	279 794	11 734	41 048
470	Structural shapes and sheet piling, iron or steel	6,952	408 568	257 650	35 641	412
472	Rails and railway track materials	1,298	78 127	45 742	18 755	3 837
474	Pipes and tubes, iron and steel	11,106	518 083	260 860	25 866	1 640
476	Wire, iron or steel	1,285	38 053	6 766	728	115
478	Aluminum paste, powder, pigs, ingots and shot	2,135	127 347	2 341	104	1 020
480	Aluminum and aluminum alloy fabricated material, n.e.s.	4,505	197 390	605 085	32 434	276
482	Copper and alloys in primary forms	7,327	385 077	69 185	3 318	857
484	Copper and alloys, n.e.s.	1,218	57 172	28 346	1 006	227
486	Lead and alloys	2,016	119 309	6 519	8 529	136
488	Nickel and alloys	537	29 534	9 917	125	-
490	Tin and alloys	-	-	-	-	-
492	Zinc and alloys	7,367	446 776	133 407	57	191
494	Other non-ferrous base metals and alloys	543	24 710	2 520	4 040	57
496	Tanks	561	20 299	5 182	1 850	234
498	Bolts, nuts, nails, screws and basic hardware	643	19 435	1 121	1 939	-
500	Metal fabricated basic products, n.e.s.	2,748	75 870	19 307	9 558	539
502	Natural stone basic products, chiefly structural	2,279	183 047	2 467	43 673	189
504	Bricks and tiles, clay	662	28 707	4 782	12 623	3 741
506	Fire brick and similar shapes	1,163	44 946	21 382	65 416	969
508	Dolomite and magnesite, calcined	453	28 706	6 948	50 475	5 746
510	Refractories, n.e.s.	313	11 906	6 269	23 081	1 093
512	Glass basic products	1,229	45 557	16 587	56 119	-
514	Asbestos and asbestos-cement basic products	888	31 077	42 811	2 031	61
516	Portland cement, standard	21,269	1 746 202	176 166	16 822	386
518	Concrete pipe	533	19 736	10 192	117	-
520	Cement and concrete basic products, n.e.s.	4,342	318 583	3 159	4 639	468
522	Plaster	107	2 427	567	17 916	566
524	Gypsum wallboard and sheathing	313	13 887	1 268	7 778	-
526	Gypsum basic products, n.e.s.	13	347	346	2 996	-
528	Lime, hydrated and quick	4,463	292 314	116 397	9 427	1 519
530	Non-metallic mineral basic products, n.e.s.	9,252	422 243	163 730	32 832	3 219
532	Bituminous pressed or molded fabricated materials	47	873	86	-	-
534	Miscellaneous fabricated materials	1,177	32 901	5 529	27 462	55
994	<b>Total</b>	<b>993,754</b>	<b>60 305 999</b>	<b>12 710 803</b>	<b>3 868 954</b>	<b>2 076 841</b>
<b>SECTION V:</b>						
<b>End products, inedible (C.L.):</b>						
536	Power boilers	486	16 957	3 123	3 786	229
538	Engines and turbines, general purpose	226	5 799	327	917	129
539	Electric generators and motors	349	9 296	1 643	2 332	132
540	General purpose industrial machinery, n.e.s.	2,641	64 976	9 751	8 945	1 377
542	Conveying, elevating and materials handling equipment	1,259	27 398	5 668	14 168	8 300
544	Construction and maintenance machinery and equipment	2,418	65 565	10 525	9 447	-
546	Special industry machinery, n.e.s.	1,127	32 959	10 694	47 683	1 611
548	Agricultural machinery and equipment	5,840	126 031	36 432	74 601	729
550	Tractors	546	12 021	1 300	44 607	162

See footnote(s) at end of table.



TABLEAU 1. Marchandises payantes transportées par chemin de fer au Canada - Sommaire, 1980

Total freight traffic(1) (initial, 1980)	Unloaded from railway cars	Delivered to other railways	Delivered to United States rail	Type de marchandise	No
Total du trafic de marchandises(1) (transport initial), 1980	Dechargées du wagon	Remises aux autres chemins de fer	Remises au réseau des États-Unis		
metric - tonnes - metriques					
<b>SECTION IV:</b>					
<b>Demi-produits, non comestibles (charge complète):</b>					
459 341	294 866	78 676	141 439	Phosphates d'ammonium	414
10 652 023	4 654 791	284 038	6 000 353	Chlorure (muriate) de potassium	416
2 092 748	925 358	369 834	1 170 896	Engrais et matières fertilisantes, n.d.a.	418
7 739	7 022	670	557	Produits chimiques agricoles, formules	420
23 179	22 738	616	346	Adhésifs	422
127 795	90 148	6 570	38 080	Caoutchouc synthétique	424
650 596	547 105	98 041	104 946	Matières plastiques non façonnées, et profilés et formes de base	426
28 907	27 157	7 538	3 148	Pigments, laques colorantes et tonifiants	428
39 491	39 133	10 947	1 629	Peintures et produits connexes	430
713 121	598 331	92 367	79 749	Produits chimiques industriels, n.d.a.	432
1 455 036	1 454 881	335 620	519	Essence	434
54 200	54 235	698	-	Carbureacteurs	436
2 897 720	2 683 154	400 990	168 642	Carburant diesel	438
1 062	1 062	-	-	Kérosène	440
999 779	1 072 076	183 881	3 214	Mazout, n.d.a.	442
388 614	393 030	41 201	6 428	Huiles et graisses lubrifiantes	444
626 249	561 847	66 925	132 813	Coke de pétrole	446
708 204	620 449	42 322	89 376	Coke, n.d.a.	448
2 736 866	1 264 320	403 667	1 451 991	Gaz raffinés et manufacturés, combustibles (GPL)	450
166 541	184 973	3 725	2 847	Asphalte et huiles pour les routes	452
747 360	522 081	163 651	181 937	Autres dérivés du pétrole et de la houille	454
74 563	59 235	42 858	15 174	Ferro-alliages	456
79 908	60 555	20 254	35 578	Fonte en gueuses	458
424 803	347 466	52 070	67 122	Lingots, blooms, billettes et brames de fer et d'acier	460
64 456	55 021	1 668	20 227	Fer et acier de formes primaires, n.d.a.	461
198 442	150 921	62 249	43 675	Moulages et forgeages de fer ou d'acier	462
728 449	564 036	120 585	174 417	Barres et tiges d'acier	464
552 590	514 531	229 969	25 127	Tôles d'acier travaillé	466
992 058	913 626	225 834	132 392	Feuille et feuillard d'acier	468
444 621	411 020	282 380	8 870	Profilés de charpente et palplanches de fer ou d'acier	470
100 719	89 433	42 073	14 955	Rails et matériel de voie ferrée	472
545 589	491 633	268 481	46 336	Tuyaux et tubes de fer et d'acier	474
38 896	35 675	6 251	3 736	Fils de fer ou d'acier	476
138 471	70 445	59 346	1 020	Pâte, poudre, gueuses, lingots et grenaille d'aluminium	478
330 100	228 314	32 929	573 943	Demi-produits à base d'aluminium et d'alliages d'aluminium, n.d.a.	480
389 252	319 065	75 507	63 866	Cuivre et alliages de cuivre formes primaires	482
58 405	53 320	4 799	28 631	Cuivre et alliages de cuivre, n.d.a.	484
127 974	102 109	6 962	25 422	Plomb et alliages	486
29 659	23 506	9 391	6 679	Nickel et alliages	488
-	-	-	-	Etain et alliages	490
447 024	235 279	144 162	200 992	Zinc et alliages	492
28 807	18 170	5 469	7 689	Autres alliages et métaux communs non ferreux	494
22 383	22 128	4 668	767	Réservoirs	496
21 374	19 448	1 138	1 910	Boulons, écrous, clous, vis et autres articles de base de quincaillerie	498
85 967	87 491	15 647	2 136	Demi-produits de base en métal, n.d.a.	500
226 909	222 403	2 564	4 410	Produits de base en pierre naturelle, surtout de construction	502
45 071	38 778	5 659	5 416	Briques et tuiles d'argile	504
111 331	90 679	26 580	15 455	Briques réfractaires et formes similaires	506
84 927	74 652	6 113	11 110	Dolomite et magnésite calcinées	508
36 080	32 725	6 681	2 941	Matière réfractaires, n.d.a.	510
101 676	88 097	20 610	9 554	Produits de base en verre	512
33 169	17 877	1 957	56 147	Produits de base en amiante et en fibrociment	514
1 763 410	1 604 515	168 531	166 530	Ciment Portland ordinaire	516
19 853	19 046	10 486	513	Tuyau en béton	518
323 690	317 458	2 164	7 228	Produits de base en ciment et en béton, n.d.a.	520
20 909	20 382	492	602	Plâtre	522
21 665	20 896	1 568	469	Panneaux et revêtements de gypse	524
3 343	3 156	533	-	Produits de base en gypse, n.d.a.	526
303 260	179 262	161 083	79 314	Chaux hydratée et vive	528
458 294	169 067	141 651	311 306	Produits minéraux non métalliques de base, n.d.a.	530
873	924	-	36	Demi-produits bitumineux pressés ou moulés	532
60 418	56 035	6 594	3 316	Demi-produits divers	534
<b>66 251 794</b>	<b>39 452 421</b>	<b>12 349 340</b>	<b>27 160 836</b>	<b>Total</b>	<b>994</b>
<b>SECTION V:</b>					
<b>Produits finals, non comestibles (charge complète):</b>					
20 872	14 537	5 101	4 454	Chaudières mécaniques	536
6 845	5 714	363	1 096	Moteurs et turbines d'usage général	538
11 760	8 878	1 693	2 832	Génératrices et moteurs électriques	539
75 298	58 997	12 164	13 888	Machines industrielles d'usage général, n.d.a.	540
49 866	36 120	6 528	12 884	Convoyeurs et appareils de levage et de manutention	542
73 012	72 323	10 706	2 512	Machines et matériel de construction et d'entretien	544
82 253	71 016	11 387	10 544	Machines industrielles spéciales, n.d.a.	546
201 361	133 610	36 301	67 883	Machines et matériel agricoles	548
96 790	55 091	1 853	1 148	Tracteurs	550

Voir notes à la fin du tableau

TABLE 1. Revenue Freight Carried by Railways within Canada - Summary, 1980

No.	Commodity	Number of railways cars	Loaded onto railways cars	Received from other railways	Received from United States		
		Nombre de wagons	Chargés sur wagons	En provenance d'autres chemins de fer	En provenance des Etats-Unis		
						Destined to Canadian points	Destined to United States points
						A destination du Canada	A destination des Etats-Unis
		cars - wagons		metric - tonnes - métriques			
<b>SECTION V:</b>							
<b>End products, inedible (C.L.):</b>							
552	Railway rolling stock	4,462	129 767	46 285	54 594	4 209	
554	Passenger automobiles and chassis	40,757	759 463	206 087	178 812	81 910	
556	Motor vehicle engines, accessories, parts and assemblies	31,362	723 245	134 108	1 280 102	275 574	
558	Road motor vehicles, n.e.s.	40,130	781 705	117 825	106 077	23 707	
560	Ships and boats, aircraft and miscellaneous vehicles, n.e.s. (including parts and accessories)	5,175	100 019	2 588	3 598	182	
562	Rubber tires and tubes	7,188	157 341	12 176	11 057	2 678	
564	Communication and related equipment	560	9 917	79	5 810	-	
556	Heating equipment	31,362	723 245	134 108	1 280 102	275 574	
568	Air-conditioning and refrigeration equipment	5,363	72 910	7 549	3 954	3 719	
570	Plumbing equipment and fittings	1,128	23 814	1 597	375	-	
572	Electric lighting, distribution and control equipment, n.e.s.	576	34 299	7 279	1 825	363	
574	Furniture and fixtures	7,385	108 545	19 743	32 424	18 726	
576	Electric appliances and accessories	5,920	133 908	15 207	11 338	1 393	
577	Other equipment	1,012	17 124	3 216	3 703	152	
578	Facial tissues and paper handkerchiefs	678	15 170	468	2 373	10 503	
579	Apparel and accessories, n.e.s.	75	1 614	207	3 816	6 670	
580	Toiletries, cleaning preparations and household chemical specialties	8,326	257 561	51 406	40 607	6 700	
582	Paper napkins, towels and toilet paper	4,736	98 276	9 196	10 999	35 588	
584	Tableware, paper	1,187	24 938	9 305	4 523	25 701	
586	Kitchen utensils, cutlery and tableware, n.e.s., (excluding silverware)	404	5 027	519	2 948	1 249	
588	Household and personal equipment, n.e.s.	6,785	201 045	36 725	10 822	11 046	
590	Medicinal and pharmaceutical products and supplies (including ophthalmic goods and orthopaedic appliances)	3,222	55 736	10 708	1 589	640	
592	Printed matter	409	10 549	2 377	8 069	1 529	
594	Stationers' supplies, photographic goods, musical instruments and recreational supplies	371	6 322	1 327	7 955	22 637	
596	Firearms, weapons and ammunition	538	21 826	2 978	2 654	-	
598	Prefabricated buildings and structures	1,474	27 671	3 818	512	31	
600	Miscellaneous products, n.e.s.	3,359	29 622	2 651	1 251	53	
602	Metal containers	3,374	60 688	19 165	4 816	388	
604	Glass containers	2,413	50 758	2 161	4 359	190	
606	Bags, paper	292	7 920	1 035	1 244	2 466	
608	Other paper containers	1,502	25 869	6 831	9 357	16 974	
610	Wooden containers	222	4 876	608	4 894	435	
612	Shipping and distribution containers and closures, n.e.s. (not C.O.F.C.)	9,429	161 783	8 888	50 734	13 454	
614	Containers and closures, n.e.s. (not C.O.F.C.)	13	332	108	-	-	
616	Paper end products	3,724	94 672	21 952	10 200	379	
618	Plastic end products	2,080	30 871	7 226	3 110	325	
620	Remaining end products	545	13 856	1 779	13 625	231	
995	<b>Total</b>	<b>225,230</b>	<b>4 663 178</b>	<b>891 966</b>	<b>2 102 166</b>	<b>583 435</b>	
<b>SECTION VI:</b>							
<b>Special types of traffic (C.L.):</b>							
622	Shipping containers returned empty (not C.O.F.C.)	16,600	253 917	13 222	90 810	14 276	
624	Mixed carload freight, n.e.s.	70,400	1 673 198	8 157	316 273	46 465	
626	Freight forwarder and shipper association traffic	78,587	1 414 158	130 713	86 698	302	
628	Piggyback (T.O.F.C.) - Motor common carrier trailers (Plans I and V)(2)	79,680	1 775 764	420	38 220	1 100	
630	Piggyback (C.O.F.C.) - Motor common carrier containers (Plans I and V)(2)	119,451	4 271 477	833	243 610	222	
632	Piggyback (T.O.F.C.) - Other trailers (Plans III, IV and open tariff)(2)	-	-	-	-	109	
634	Piggyback (C.O.F.C.) - Other containers (Plans III, IV and open tariff)(2)	1	45	-	-	73	
996	<b>Total</b>	<b>364,719</b>	<b>9 388 560</b>	<b>153 345</b>	<b>775 609</b>	<b>62 549</b>	
997	<b>Grand total, carload traffic</b>	<b>3,793,256</b>	<b>235 603 001</b>	<b>34 503 132</b>	<b>13 931 701</b>	<b>4 363 787</b>	
<b>SECTION VII:</b>							
<b>Non-carload freight:</b>							
640	Non-carload shipments (L.C.L., express, etc.)	...	548 764	372	129	49	
998	<b>Grand total, carload and non-carload traffic</b>	...	<b>236 151 766</b>	<b>34 503 505</b>	<b>13 931 829</b>	<b>4 363 836</b>	

(1) Excludes receipts from other roads in Canada (column 3)

(2) Excludes railway-owned (Plan II) trailers and containers for which data are included under appropriate commodities according to trailer or container contents

TABLEAU 1. Marchandises payantes transportées par chemin de fer au Canada - Sommaire, 1980

Total freight traffic(1) (initial haul), 1980	Unloaded from railway cars	Delivered to other railways	Delivered to United States rail	Type de marchandise	No
Total du trafic de marchandises(1) (transport initial), 1980	Déchargées du wagon	Remises aux autres chemins de fer	Remises au réseau des Etats-Unis		
	metric tonnes	metric tonnes			
<b>SECTION V:</b>					
<b>Produits finals, non comestibles (charge complète):</b>					
188 570	128 611	61 759	44 483	Matériel ferroviaire roulant	552
1 020 185	749 821	184 218	292 233	Voitures particulières et châssis	554
2 278 921	1 526 074	281 517	605 437	Moteurs, accessoires, pièces et assemblages de véhicules automobiles	556
911 489	623 913	118 731	286 668	Véhicules automobiles routiers, n.d.a	558
103 799	84 769	12 324	9 297	Navires et bateaux, aéronefs et véhicules divers, n.d.a. (y compris les pièces et accessoires)	560
171 076	148 992	19 068	15 191	Pneus et chambres à air en caoutchouc	562
15 727	14 499	1 19	1 231	Matériel de communications et matériel connexe	564
45 648	74 369	7 351	1 246	Matériel de chauffage	566
80 583	67 487	13 388	7 277	Matériel de climatisation et de réfrigération	568
24 189	22 411	2 989	388	Matériel de plomberie et garnitures	570
36 487	30 058	8 732	4 977	Matériel électrique d'éclairage, de distribution et de commande, n.d.a.	572
159 695	136 478	19 365	23 594	Meubles et accessoires	574
146 639	129 644	29 830	2 371	Appareils et accessoires électriques	576
20 979	20 264	2 854	1 076	Autre matériel	577
28 046	14 466	408	13 640	Papiers-mouchoirs et mouchoirs de papier	578
12 100	4 859	114	7 336	Vêtements et accessoires, n.d.a.	579
304 868	282 624	66 663	6 988	Articles de toilette, préparations de nettoyage et spécialités chimiques	580
144 863	100 468	10 150	43 442	Serviettes en papier, serviettes et papier de toilette	582
55 162	16 268	12 258	35 940	Articles de table en papier	584
9 224	7 473	640	1 630	Articles de cuisine, couellerie et articles de table, n.d.a. (sauf l'argenterie)	586
222 913	169 500	66 797	23 344	Articles ménagers et personnels, n.d.a.	588
57 965	55 056	12 133	1 484	Médicaments, produits pharmaceutiques et fournitures médicales (y compris les articles optiques et les appareils orthopédiques)	590
30 146	17 258	1 701	3 564	Imprimés	592
36 914	10 940	2 382	24 919	Papeterie, articles de photographie, instruments de musique et articles récréatifs	594
24 480	23 503	3 538	417	Armes à feu, armes et munitions	596
28 214	28 240	2 657	1 137	Bâtiments et ouvrages préfabriqués	598
30 926	31 369	1 995	214	Produits divers, n.d.a.	600
65 890	56 552	25 345	3 161	Contenants en métal	602
55 307	54 103	1 584	1 802	Contenants de verre	604
11 630	7 884	1 366	3 415	Sacs en papier	606
52 200	32 623	7 391	19 016	Autres contenants de papier	608
10 205	9 576	314	925	Contenants en bois	610
225 971	133 178	5 617	96 064	Contenants et conteneurs de livraison et d'expédition, n.d.a. (autres que rail-route).	612
332	440	-	-	Contenants et conteneurs fermés, n.d.a. (autres que rail-route)	614
105 251	91 185	34 448	1 571	Produits finals en papier	616
34 306	32 041	6 650	2 843	Produits finals en plastique	618
27 712	20 767	3 171	5 553	Autres produits finals	620
<b>7 348 779</b>	<b>5 414 045</b>	<b>1 115 520</b>	<b>1 711 180</b>	<b>Total</b>	<b>995</b>
<b>SECTION VI:</b>					
<b>Transports spéciaux (charge complète):</b>					
359 003	243 356	8 912	119 960	Conteneurs vides retournés à l'expéditeur (autres que rail-route)	622
2 035 936	1 720 002	12 508	311 585	Chargements mixtes, n.d.a.	624
1 501 158	1 436 063	186 417	9 392	Trafic des maisons d'expédition et des groupements d'expéditeurs	626
1 815 084	1 803 367	281	11 856	Piggyback - Remorques (rail-route) des transporteurs publics (plans I et V)(2).	628
4 515 309	4 371 440	458	144 244	Piggyback - Conteneurs (rail-route) des transporteurs publics (plans I et V)(2).	630
109	-	-	109	Piggyback - Autres remorques (rail-route) (plans III, IV et tarif général)(2).	632
118	45	-	73	Piggyback - Autres conteneurs (rail-route) (plans III, IV et tarif général)(2).	634
<b>10 226 718</b>	<b>9 574 273</b>	<b>208 575</b>	<b>597 218</b>	<b>Total</b>	<b>996</b>
<b>253 898 489</b>	<b>217 867 343</b>	<b>35 161 480</b>	<b>35 372 796</b>	<b>Total général du trafic charge complète</b>	<b>997</b>
<b>SECTION VII:</b>					
<b>Trafic des chargements de détail:</b>					
548 942	546 195	1 161	1 960	Livraisons de marchandises de détail (tarifs grande et petite vitesse)	640
<b>254 447 431</b>	<b>218 413 536</b>	<b>35 162 641</b>	<b>35 374 757</b>	<b>Total général, charges complètes et chargements de détail</b>	<b>998</b>

(1) Ne comprend pas les recettes provenant d'autres chemins de fer au Canada (rubrique 3).

(2) Non compris les remorques et conteneurs qui sont la propriété des compagnies ferroviaires (plan II) et dont le fret a été classé par type de marchandise suivant le contenu de la remorque ou conteneur.

TABLE 2. Revenue Freight Carried by Railways Within Canada, 1980

No.	Commodity		Class I - Classe I		Class II - Classe II			
			Canadian National Canadien National	Canadian Pacific Canadien Pacifique	Algoma Central	British Columbia Railway	Canada Southern (Consolidated Rail)	Chesapeake and Ohio
<b>Section I:</b>								
<b>Live animals (C.L.):</b>								
<b>002. Cattle:</b>								
1	Number of railway cars loaded	carloads	2 415	2 893	-	-	-	-
2	Loaded onto railway cars in Canada	metric tonnes	64 048	44 370	-	-	-	-
3	Received from other railways in Canada	" "	2 341	-	-	-	-	-
	Received from United States rail:							
4	Destined to Canadian points	" "	-	-	-	-	-	-
5	Destined to United States points	" "	-	-	-	-	-	-
6	<b>Total freight traffic carried(1)</b>	" "	<b>66 389</b>	<b>44 370</b>	-	-	-	-
7	Unloaded from railway cars in Canada	" "	66 264	42 895	-	-	-	-
8	Delivered to other railways in Canada	" "	125	1 475	-	-	-	-
9	Delivered to United States rail connections	" "	-	-	-	-	-	-
<b>004. Swine:</b>								
10	Number of railway cars loaded	carloads	99	1	-	-	-	-
11	Loaded onto railway cars in Canada	metric tonnes	2 944	31	-	-	-	-
12	Received from other railways in Canada	" "	-	-	-	-	-	-
	Received from United States rail:							
13	Destined to Canadian points	" "	-	-	-	-	-	-
14	Destined to United States points	" "	-	-	-	-	-	-
15	<b>Total freight traffic carried(1)</b>	" "	<b>2 944</b>	<b>31</b>	-	-	-	-
16	Unloaded from railway cars in Canada	" "	2 944	31	-	-	-	-
17	Delivered to other railways in Canada	" "	-	-	-	-	-	-
18	Delivered to United States rail connections	" "	-	-	-	-	-	-
<b>006. Horses, mules and donkeys:</b>								
19	Number of railway cars loaded	carloads	1	-	-	-	-	-
20	Loaded onto railway cars in Canada	metric tonnes	11	-	-	-	-	-
21	Received from other railways in Canada	" "	-	-	-	-	-	-
	Received from United States rail:							
22	Destined to Canadian points	" "	-	-	-	-	-	-
23	Destined to United States points	" "	-	-	-	-	-	-
24	<b>Total freight traffic carried(1)</b>	" "	<b>11</b>	<b>-</b>	-	-	-	-
25	Unloaded from railway cars in Canada	" "	11	-	-	-	-	-
26	Delivered to other railways in Canada	" "	-	-	-	-	-	-
27	Delivered to United States rail connections	" "	-	-	-	-	-	-
<b>008. Live animals, n.e.s.:</b>								
28	Number of railway cars loaded	carloads	109	5	-	-	-	-
29	Loaded onto railway cars in Canada	metric tonnes	3 045	116	-	-	-	-
30	Received from other railways in Canada	" "	18	9	-	-	-	-
	Received from United States rail:							
31	Destined to Canadian points	" "	18	-	-	-	-	-
32	Destined to United States points	" "	-	-	-	-	-	-
33	<b>Total freight traffic carried(1)</b>	" "	<b>3 081</b>	<b>125</b>	-	-	-	-
34	Unloaded from railway cars in Canada	" "	3 031	125	-	-	-	-
35	Delivered to other railways in Canada	" "	50	-	-	-	-	-
36	Delivered to United States rail connections	" "	-	-	-	-	-	-
<b>991. Total:</b>								
37	Number of railway cars loaded	carloads	2 624	2 899	-	-	-	-
38	Loaded onto railway cars in Canada	metric tonnes	70 047	44 517	-	-	-	-
39	Received from other railways in Canada	" "	2 360	9	-	-	-	-
	Received from United States rail:							
40	Destined to Canadian points	" "	18	-	-	-	-	-
41	Destined to United States points	" "	-	-	-	-	-	-
42	<b>Total freight traffic carried(1)</b>	" "	<b>72 425</b>	<b>44 526</b>	-	-	-	-
43	Unloaded from railway cars in Canada	" "	72 250	43 051	-	-	-	-
44	Delivered to other railways in Canada	" "	175	1 475	-	-	-	-
45	Delivered to United States rail connections	" "	-	-	-	-	-	-
<b>Section II:</b>								
<b>Food, feed, beverages and tobacco (C.L.):</b>								
<b>010. Meat, fresh or chilled:</b>								
46	Number of railway cars loaded	carloads	1 704	3 558	-	-	-	-
47	Loaded onto railway cars in Canada	metric tonnes	49 933	96 752	-	-	-	-
48	Received from other railways in Canada	" "	7 668	19	-	-	-	-
	Received from United States rail:							
49	Destined to Canadian points	" "	136	-	-	-	-	-
50	Destined to United States points	" "	-	-	-	-	-	-
51	<b>Total freight traffic carried(1)</b>	" "	<b>57 737</b>	<b>96 771</b>	-	-	-	-
52	Unloaded from railway cars in Canada	" "	57 737	88 712	-	-	-	-
53	Delivered to other railways in Canada	" "	-	8 020	-	-	-	-
54	Delivered to United States rail connections	" "	-	40	-	-	-	-

See footnote(s) at end of table.



TABLEAU 2. Marchandises payantes transportées par chemin de fer au Canada, 1980

Class II - Classe II				Classes III and IV	Grand total all Railways	Type de marchandise	No	
Northern Alberta	Ontario Northland	Quebec North Shore and Labrador	All other Tous autres					Classes III et IV
						<b>Section I:</b>		
						<b>Animaux vivants (charge complète):</b>		
						<b>002. Bovins:</b>		
					5 308	wagon	Nombre de wagons chargés	1
					108 418	tonnes métriques	Chargées sur wagons au Canada	2
					2 341	" "	En provenance d'autres chemins de fer au Canada	3
						" "	En provenance des Etats-Unis:	
						" "	A destination du Canada	4
						" "	A destination des Etats-Unis	5
					<b>110 759</b>	" "	<b>Total du trafic marchandises transportées(1)</b>	<b>6</b>
					109 159	" "	Déchargées du wagon au Canada	7
					1 600	" "	Remises aux autres chemins de fer au Canada	8
						" "	Remises au réseau des Etats-Unis	9
							<b>004. Porcs:</b>	
					100	wagon	Nombre de wagons chargés	10
					2 975	tonnes métriques	Chargées sur wagons au Canada	11
						" "	En provenance d'autres chemins de fer au Canada	12
						" "	En provenance des Etats-Unis:	
						" "	A destination du Canada	13
						" "	A destination des Etats-Unis	14
					<b>2 975</b>	" "	<b>Total du trafic marchandises transportées(1)</b>	<b>15</b>
					2 975	" "	Déchargées du wagon au Canada	16
						" "	Remises aux autres chemins de fer au Canada	17
						" "	Remises au réseau des Etats-Unis	18
							<b>006. Chevaux, mulets et ânes:</b>	
					2	wagon	Nombre de wagons chargés	19
					20	tonnes métriques	Chargées sur wagons au Canada	20
						" "	En provenance d'autres chemins de fer au Canada	21
						" "	En provenance des Etats-Unis:	
						" "	A destination du Canada	22
						" "	A destination des Etats-Unis	23
					<b>20</b>	" "	<b>Total du trafic marchandises transportées(1)</b>	<b>24</b>
					20	" "	Déchargées du wagon au Canada	25
						" "	Remises aux autres chemins de fer au Canada	26
						" "	Remises au réseau des Etats-Unis	27
							<b>008. Animaux vivants, n.d.a.:</b>	
					114	wagon	Nombre de wagons chargés	28
					3 161	tonnes métriques	Chargées sur wagons au Canada	29
					27	" "	En provenance d'autres chemins de fer au Canada	30
						" "	En provenance des Etats-Unis:	
					18	" "	A destination du Canada	31
						" "	A destination des Etats-Unis	32
					<b>3 206</b>	" "	<b>Total du trafic marchandises transportées(1)</b>	<b>33</b>
					3 156	" "	Déchargées du wagon au Canada	34
					50	" "	Remises aux autres chemins de fer au Canada	35
						" "	Remises au réseau des Etats-Unis	36
							<b>991. Total:</b>	
					5 524	wagon	Nombre de wagons chargés	37
					114 573	tonnes métriques	Chargées sur wagons au Canada	38
					2 369	" "	En provenance d'autres chemins de fer au Canada	39
						" "	En provenance des Etats-Unis:	
					18	" "	A destination du Canada	40
						" "	A destination des Etats-Unis	41
					<b>116 960</b>	" "	<b>Total du trafic marchandises transportées(1)</b>	<b>42</b>
					115 310	" "	Déchargées du wagon au Canada	43
					1 650	" "	Remises aux autres chemins de fer au Canada	44
						" "	Remises au réseau des Etats-Unis	45
							<b>Section II:</b>	
							<b>Denrées alimentaires, aliments pour animaux, boissons et tabacs (charge complète):</b>	
							<b>010. Viande fraîche ou réfrigérée:</b>	
					5 262	wagon	Nombre de wagons chargés	46
					146 685	tonnes métriques	Chargées sur wagons au Canada	47
					7 687	" "	En provenance d'autres chemins de fer au Canada	48
						" "	En provenance des Etats-Unis:	
					4 139	" "	A destination du Canada	49
						" "	A destination des Etats-Unis	50
					<b>158 511</b>	" "	<b>Total du trafic marchandises transportées(1)</b>	<b>51</b>
					150 452	" "	Déchargées du wagon au Canada	52
					8 020	" "	Remises aux autres chemins de fer au Canada	53
					40	" "	Remises au réseau des Etats-Unis	54

Voir note(s) à la fin du tableau.

TABLE 2. Revenue Freight Carried by Railways Within Canada, 1980

No.	Commodity		Class I - Classe I		Class II - Classe II			
			Canadian National Canadien National	Canadian Pacific Canadien Pacifique	Algoma Central	British Columbia Railway	Canada Southern (Consolidated Rail)	Chesapeake and Ohio
<b>Food, feed, beverages and tobacco (C.L.):</b>								
<b>012. Meat, frozen:</b>								
1	Number of railway cars loaded	carloads	106	207	-	-	-	-
2	Loaded onto railway cars in Canada	metric tonnes	3 063	3 843	-	-	-	-
3	Received from other railways in Canada	" "	-	-	-	-	-	-
	Received from United States rail:							
4	Destined to Canadian points	" "	830	-	-	-	-	-
5	Destined to United States points	" "	-	-	-	-	-	904
6	<b>Total freight traffic carried(1)</b>	" "	<b>3 893</b>	<b>3 843</b>	-	-	-	<b>904</b>
7	Unloaded from railway cars in Canada	" "	3 893	3 778	-	-	-	-
8	Delivered to other railways in Canada	" "	-	65	-	-	-	-
9	Delivered to United States rail connections	" "	-	-	-	-	-	904
<b>014. Meat and meat preparations, n.e.s.:</b>								
10	Number of railway cars loaded	carloads	451	16	-	-	-	-
11	Loaded onto railway cars in Canada	metric tonnes	12 426	625	-	-	-	-
12	Received from other railways in Canada	" "	-	178	-	-	-	-
	Received from United States rail:							
13	Destined to Canadian points	" "	254	360	-	-	37	-
14	Destined to United States points	" "	92	-	-	-	-	119
15	<b>Total freight traffic carried(1)</b>	" "	<b>12 772</b>	<b>1 163</b>	-	-	<b>37</b>	<b>119</b>
16	Unloaded from railway cars in Canada	" "	12 507	1 104	-	-	-	-
17	Delivered to other railways in Canada	" "	172	59	-	-	37	-
18	Delivered to United States rail connections	" "	92	-	-	-	-	119
<b>016. Fish and marine animals:</b>								
19	Number of railway cars loaded	carloads	247	683	-	-	-	-
20	Loaded onto railway cars in Canada	metric tonnes	8 991	23 979	-	-	-	-
21	Received from other railways in Canada	" "	1 864	253	-	-	382	-
	Received from United States rail:							
22	Destined to Canadian points	" "	695	3 826	-	-	55	-
23	Destined to United States points	" "	5 482	1 686	-	-	-	90
24	<b>Total freight traffic carried(1)</b>	" "	<b>17 032</b>	<b>29 744</b>	-	-	<b>437</b>	<b>90</b>
25	Unloaded from railway cars in Canada	" "	7 719	23 449	-	-	55	-
26	Delivered to other railways in Canada	" "	162	4 167	-	-	-	-
27	Delivered to United States rail connections	" "	9 151	2 128	-	-	382	90
<b>018. Butter:</b>								
28	Number of railway cars loaded	carloads	1	21	-	-	-	-
29	Loaded onto railway cars in Canada	metric tonnes	32	389	-	-	-	-
30	Received from other railways in Canada	" "	-	-	-	-	70	-
	Received from United States rail:							
31	Destined to Canadian points	" "	142	-	-	-	-	-
32	Destined to United States points	" "	100	-	-	-	-	1 314
33	<b>Total freight traffic carried(1)</b>	" "	<b>274</b>	<b>389</b>	-	-	<b>70</b>	<b>1 314</b>
34	Unloaded from railway cars in Canada	" "	173	389	-	-	-	-
35	Delivered to other railways in Canada	" "	-	-	-	-	-	-
36	Delivered to United States rail connections	" "	100	-	-	-	70	1 314
<b>020. Cheese:</b>								
37	Number of railway cars loaded	carloads	1	135	-	-	-	-
38	Loaded onto railway cars in Canada	metric tonnes	45	3 220	-	-	-	-
39	Received from other railways in Canada	" "	-	-	-	-	311	-
	Received from United States rail:							
40	Destined to Canadian points	" "	46	628	-	-	-	-
41	Destined to United States points	" "	49	1 179	-	-	-	1 297
42	<b>Total freight traffic carried(1)</b>	" "	<b>140</b>	<b>5 027</b>	-	-	<b>311</b>	<b>1 297</b>
43	Unloaded from railway cars in Canada	" "	92	2 522	-	-	-	-
44	Delivered to other railways in Canada	" "	-	1 307	-	-	-	-
45	Delivered to United States rail connections	" "	49	1 197	-	-	311	1 297
<b>022. Dairy produce, n.e.s., eggs and honey:</b>								
46	Number of railway cars loaded	carloads	1,444	1,111	-	-	-	-
47	Loaded onto railway cars in Canada	metric tonnes	58 944	47 732	-	-	-	-
48	Received from other railways in Canada	" "	1 738	84	-	-	3 801	-
	Received from United States rail:							
49	Destined to Canadian points	" "	112	329	-	-	-	-
50	Destined to United States points	" "	64	665	-	-	-	914
51	<b>Total freight traffic carried(1)</b>	" "	<b>60 858</b>	<b>48 810</b>	-	-	<b>3 801</b>	<b>914</b>
52	Unloaded from railway cars in Canada	" "	23 208	8 112	-	-	-	-
53	Delivered to other railways in Canada	" "	4 505	1 182	-	-	-	-
54	Delivered to United States rail connections	" "	33 145	39 516	-	-	3 801	914

See footnote(s) at end of table.



TABLEAU 2. Marchandises payantes transportées par chemin de fer au Canada, 1980

Class II - Classe II				Classes III and IV	Grand total all Railways	Type de marchandise	No
Northern Alberta	Ontario Northland	Quebec North Shore and Labrador	All other Tous autres				
						<b>Denrées alimentaires, aliments pour animaux, boissons et tabacs (charge complète):</b>	
						<b>012. Viande congelée:</b>	
					313 wagon	Nombre de wagons chargés	1
					6 906 tonnes métriques	Chargées sur wagons au Canada	2
			177		177	En provenance d'autres chemins de fer au Canada	3
						En provenance des Etats-Unis:	
			107		937	A destination du Canada	4
					904	A destination des Etats-Unis	5
			<b>284</b>		<b>8 924</b>	<b>Total du trafic marchandises transportées(1)</b>	<b>6</b>
						Déchargées du wagon au Canada	7
			284		7 955	Remises aux autres chemins de fer au Canada	8
					65	Remises au réseau des Etats-Unis	9
					904		
						<b>014. Viandes et préparations à base de viandes, n.d.a.:</b>	
					467 wagon	Nombre de wagons chargés	10
					13 051 tonnes métriques	Chargées sur wagons au Canada	11
			115		293	En provenance d'autres chemins de fer au Canada	12
						En provenance des Etats-Unis:	
			92		743	A destination du Canada	13
					211	A destination des Etats-Unis	14
			<b>207</b>		<b>14 298</b>	<b>Total du trafic marchandises transportées(1)</b>	<b>15</b>
						Déchargées du wagon au Canada	16
			171		13 782	Remises aux autres chemins de fer au Canada	17
			36		304	Remises au réseau des Etats-Unis	18
					211		
						<b>016. Poissons et animaux marins:</b>	
			1		931 wagon	Nombre de wagons chargés	19
			18		32 988 tonnes métriques	Chargées sur wagons au Canada	20
			9 555		12 054	En provenance d'autres chemins de fer au Canada	21
						En provenance des Etats-Unis:	
			2 087		6 663	A destination du Canada	22
					7 258	A destination des Etats-Unis	23
			<b>11 660</b>		<b>58 963</b>	<b>Total du trafic marchandises transportées(1)</b>	<b>24</b>
						Déchargées du wagon au Canada	25
			2 793		34 016	Remises aux autres chemins de fer au Canada	26
			8 502		12 831	Remises au réseau des Etats-Unis	27
			365		12 116		
						<b>018. Beurre:</b>	
			1		23 wagon	Nombre de wagons chargés	28
			70		491 tonnes métriques	Chargées sur wagons au Canada	29
					70	En provenance d'autres chemins de fer au Canada	30
						En provenance des Etats-Unis:	
			44		186	A destination du Canada	31
					1 414	A destination des Etats-Unis	32
			<b>114</b>		<b>2 161</b>	<b>Total du trafic marchandises transportées(1)</b>	<b>33</b>
						Déchargées du wagon au Canada	34
			44		606	Remises aux autres chemins de fer au Canada	35
			70		70	Remises au réseau des Etats-Unis	36
					1 484		
						<b>020. Fromage:</b>	
					136 wagon	Nombre de wagons chargés	37
					3 265 tonnes métriques	Chargées sur wagons au Canada	38
			1 242		1 553	En provenance d'autres chemins de fer au Canada	39
						En provenance des Etats-Unis:	
			54		728	A destination du Canada	40
					2 525	A destination des Etats-Unis	41
			<b>1 296</b>		<b>8 071</b>	<b>Total du trafic marchandises transportées(1)</b>	<b>42</b>
						Déchargées du wagon au Canada	43
			985		3 599	Remises aux autres chemins de fer au Canada	44
			311		1 618	Remises au réseau des Etats-Unis	45
					2 854		
						<b>022. Produits laitiers, n.d.a., oeufs et miel:</b>	
					2,701 wagon	Nombre de wagons chargés	46
			140		113 219 tonnes métriques	Chargées sur wagons au Canada	47
6			6 267		11 004	En provenance d'autres chemins de fer au Canada	48
276			5 331			En provenance des Etats-Unis:	
50					497	A destination du Canada	49
			56		1 643	A destination des Etats-Unis	50
						<b>Total du trafic marchandises transportées(1)</b>	<b>51</b>
326			<b>11 654</b>		<b>126 363</b>	<b>Total du trafic marchandises transportées(1)</b>	<b>51</b>
						Déchargées du wagon au Canada	52
50			5 305		36 675	Remises aux autres chemins de fer au Canada	53
276			980		6 943	Remises au réseau des Etats-Unis	54
			5 368		82 744		

Voir note(s) à la fin du tableau.

TABLE 2. Revenue Freight Carried by Railways Within Canada, 1980

No.	Commodity		Class I - Classe I		Class II - Classe II			
			Canadian National Canadien National	Canadian Pacific Canadien Pacifique	Algoma Central	British Columbia Railway	Canada Southern (Consolidated Rail)	Chesapeake and Ohio
<b>Food, feed, beverages and tobacco (C.L.):</b>								
<b>024. Barley:</b>								
1	Number of railway cars loaded	carloads	32,684	21,047	-	1,613	-	-
2	Loaded onto railway cars in Canada	metric tonnes	2 004 315	1 407 869	-	95 580	-	-
3	Received from other railways in Canada	" "	600 558	262 782	-	-	-	-
	Received from United States rail:							
4	Destined to Canadian points	" "	781	566	-	-	-	-
5	Destined to United States points	" "	1 433	122	-	-	-	388
6	<b>Total freight traffic carried(1)</b>	" "	<b>2 607 087</b>	<b>1 671 339</b>	-	<b>95 580</b>	-	<b>388</b>
7	Unloaded from railway cars in Canada	" "	2 377 741	1 649 200	-	67 055	-	-
8	Delivered to other railways in Canada	" "	115 587	21 803	-	28 526	-	-
9	Delivered to United States rail connections	" "	113 759	336	-	-	-	388
<b>026. Corn:</b>								
10	Number of railway cars loaded	carloads	2,444	671	-	-	443	1,305
11	Loaded onto railway cars in Canada	metric tonnes	162 117	48 362	-	-	36 091	101 850
12	Received from other railways in Canada	" "	16 287	99 583	-	-	421	89
	Received from United States rail:							
13	Destined to Canadian points	" "	255 066	40 101	-	-	1 914	3 377
14	Destined to United States points	" "	224 251	45 337	-	-	-	162 144
15	<b>Total freight traffic carried(1)</b>	" "	<b>657 721</b>	<b>233 383</b>	-	-	<b>38 426</b>	<b>267 460</b>
16	Unloaded from railway cars in Canada	" "	374 304	164 570	-	-	492	89
17	Delivered to other railways in Canada	" "	57 597	16 419	-	-	34 309	105 227
18	Delivered to United States rail connections	" "	225 818	52 394	-	-	3 625	162 144
<b>028. Oats:</b>								
19	Number of railway cars loaded	carloads	3,803	1,484	-	333	-	-
20	Loaded onto railway cars in Canada	metric tonnes	202 434	85 379	-	18 652	-	-
21	Received from other railways in Canada	" "	66 695	50 232	-	-	141	-
	Received from United States rail:							
22	Destined to Canadian points	" "	5 704	248	-	-	70	70
23	Destined to United States points	" "	5 487	17 129	-	-	-	15 320
24	<b>Total freight traffic carried(1)</b>	" "	<b>280 320</b>	<b>152 988</b>	-	<b>18 652</b>	<b>211</b>	<b>15 390</b>
25	Unloaded from railway cars in Canada	" "	265 967	134 125	-	173	-	-
26	Delivered to other railways in Canada	" "	8 595	981	-	18 478	70	70
27	Delivered to United States rail connections	" "	5 759	17 882	-	-	141	15 320
<b>030. Rice:</b>								
28	Number of railway cars loaded	carloads	131	108	-	-	-	-
29	Loaded onto railway cars in Canada	metric tonnes	7 464	9 742	-	-	-	-
30	Received from other railways in Canada	" "	1 125	320	-	-	-	-
	Received from United States rail:							
31	Destined to Canadian points	" "	8 939	20 368	-	-	-	-
32	Destined to United States points	" "	-	-	-	-	-	295
33	<b>Total freight traffic carried(1)</b>	" "	<b>17 528</b>	<b>30 430</b>	-	-	-	<b>295</b>
34	Unloaded from railway cars in Canada	" "	17 441	30 229	-	-	-	-
35	Delivered to other railways in Canada	" "	88	201	-	-	-	-
36	Delivered to United States rail connections	" "	-	-	-	-	-	295
<b>032. Rye:</b>								
37	Number of railway cars loaded	carloads	2,362	4,324	-	96	-	-
38	Loaded onto railway cars in Canada	metric tonnes	153 623	304 841	-	5 754	-	-
39	Received from other railways in Canada	" "	5 722	1 626	-	-	-	-
	Received from United States rail:							
40	Destined to Canadian points	" "	30	203	-	-	41	-
41	Destined to United States points	" "	-	265	-	-	-	1 137
42	<b>Total freight traffic carried(1)</b>	" "	<b>159 375</b>	<b>306 935</b>	-	<b>5 754</b>	<b>41</b>	<b>1 137</b>
43	Unloaded from railway cars in Canada	" "	151 625	306 611	-	4 395	41	-
44	Delivered to other railways in Canada	" "	7 749	59	-	1 359	-	-
45	Delivered to United States rail connections	" "	-	265	-	-	-	1 137
<b>034. Wheat:</b>								
46	Number of railway cars loaded	carloads	158,880	161,833	-	592	-	83
47	Loaded onto railway cars in Canada	metric tonnes	10 013 583	10 997 160	-	37 053	-	7 299
48	Received from other railways in Canada	" "	573 132	108 911	163	111	-	-
	Received from United States rail:							
49	Destined to Canadian points	" "	61 419	72 151	-	-	-	-
50	Destined to United States points	" "	4 636	-	-	-	-	4 311
51	<b>Total freight traffic carried(1)</b>	" "	<b>10 652 770</b>	<b>11 178 222</b>	<b>163</b>	<b>37 164</b>	-	<b>11 610</b>
52	Unloaded from railway cars in Canada	" "	10 139 500	11 081 028	163	20 153	-	4 966
53	Delivered to other railways in Canada	" "	507 767	24 787	-	17 011	-	2 398
54	Delivered to United States rail connections	" "	5 503	72 407	-	-	-	4 311

See footnote(s) at end of table.

TABLEAU 2. Marchandises payantes transportées par chemin de fer au Canada, 1980

Class II - Classe II				Classes III and IV	Grand total all Railways	Type de marchandise	No	
Northern Alberta	Ontario Northland	Quebec North Shore and Labrador	All other Tous autres	Classes III et IV	Total général tous chemins de fer			
						<b>Denrées alimentaires, aliments pour animaux, boissons et tabacs (charge complète):</b>		
						<b>024. Orge:</b>		
10,867	-	-	1	-	66,212	wagon	Nombre de wagons chargés	1
662 389	-	-	80	-	4 170 233	tonnes métriques	Chargées sur wagons au Canada	2
66 537	279	-	36 262	-	966 418	" "	En provenance d'autres chemins de fer au Canada	3
-	-	-	27	-	1 374	" "	En provenance des Etats-Unis:	
-	-	-	-	-	1 943	" "	A destination du Canada	4
-	-	-	-	-	-	" "	A destination des Etats-Unis	5
<b>728 926</b>	<b>279</b>	-	<b>36 369</b>	-	<b>5 139 968</b>	" "	<b>Total du trafic marchandises transportées(1)</b>	<b>6</b>
115	279	-	36 262	-	4 130 652	" "	Déchargées du wagon au Canada	7
728 810	-	-	27	-	894 753	" "	Remises aux autres chemins de fer au Canada	8
-	-	-	80	-	114 563	" "	Remises au réseau des Etats-Unis	9
						<b>026. Mais:</b>		
-	-	-	7	-	4,870	wagon	Nombre de wagons chargés	10
-	-	-	403	-	348 823	tonnes métriques	Chargées sur wagons au Canada	11
-	-	-	7 714	-	124 094	" "	En provenance d'autres chemins de fer au Canada	12
-	-	-	43 770	-	344 228	" "	En provenance des Etats-Unis:	
-	-	-	785	-	432 517	" "	A destination du Canada	13
-	-	-	-	-	-	" "	A destination des Etats-Unis	14
-	-	-	<b>52 672</b>	-	<b>1 249 662</b>	" "	<b>Total du trafic marchandises transportées(1)</b>	<b>15</b>
-	-	-	48 790	-	588 245	" "	Déchargées du wagon au Canada	16
-	-	-	3 025	-	216 577	" "	Remises aux autres chemins de fer au Canada	17
-	-	-	856	-	444 837	" "	Remises au réseau des Etats-Unis	18
						<b>028. Avoine:</b>		
1,927	-	-	1	-	7,548	wagon	Nombre de wagons chargés	19
91 289	-	-	49	-	397 803	tonnes métriques	Chargées sur wagons au Canada	20
14 308	101	-	5 724	-	137 201	" "	En provenance d'autres chemins de fer au Canada	21
-	-	-	68	-	6 160	" "	En provenance des Etats-Unis:	
-	-	-	-	-	37 936	" "	A destination du Canada	22
-	-	-	-	-	-	" "	A destination des Etats-Unis	23
<b>105 597</b>	<b>101</b>	-	<b>5 841</b>	-	<b>579 100</b>	" "	<b>Total du trafic marchandises transportées(1)</b>	<b>24</b>
10	101	-	5 681	-	406 057	" "	Déchargées du wagon au Canada	25
105 587	-	-	113	-	133 894	" "	Remises aux autres chemins de fer au Canada	26
-	-	-	47	-	39 149	" "	Remises au réseau des Etats-Unis	27
						<b>030. Riz:</b>		
-	-	-	-	-	239	wagon	Nombre de wagons chargés	28
-	-	-	-	-	17 206	tonnes métriques	Chargées sur wagons au Canada	29
-	-	-	342	-	1 787	" "	En provenance d'autres chemins de fer au Canada	30
-	-	-	21 968	-	51 275	" "	En provenance des Etats-Unis:	
-	-	-	-	-	295	" "	A destination du Canada	31
-	-	-	-	-	-	" "	A destination des Etats-Unis	32
-	-	-	<b>22 310</b>	-	<b>70 563</b>	" "	<b>Total du trafic marchandises transportées(1)</b>	<b>33</b>
-	-	-	12 262	-	59 932	" "	Déchargées du wagon au Canada	34
-	-	-	10 048	-	10 337	" "	Remises aux autres chemins de fer au Canada	35
-	-	-	-	-	295	" "	Remises au réseau des Etats-Unis	36
						<b>032. Seigle:</b>		
45	-	-	-	-	6,827	wagon	Nombre de wagons chargés	37
7 245	-	-	-	-	471 463	tonnes métriques	Chargées sur wagons au Canada	38
1 937	-	-	-	-	9 285	" "	En provenance d'autres chemins de fer au Canada	39
-	-	-	-	-	274	" "	En provenance des Etats-Unis:	
-	-	-	-	-	1 402	" "	A destination du Canada	40
-	-	-	-	-	-	" "	A destination des Etats-Unis	41
<b>9 182</b>	-	-	-	-	<b>482 424</b>	" "	<b>Total du trafic marchandises transportées(1)</b>	<b>42</b>
75	-	-	-	-	462 747	" "	Déchargées du wagon au Canada	43
9 106	-	-	-	-	18 273	" "	Remises aux autres chemins de fer au Canada	44
-	-	-	-	-	1 402	" "	Remises au réseau des Etats-Unis	45
						<b>034. Blé:</b>		
4,863	-	-	-	-	326,251	wagon	Nombre de wagons chargés	46
313 305	-	-	-	-	21 368 300	tonnes métriques	Chargées sur wagons au Canada	47
35 345	-	-	39 186	-	747 848	" "	En provenance d'autres chemins de fer au Canada	48
-	-	-	715	-	134 285	" "	En provenance des Etats-Unis:	
-	-	-	-	-	8 947	" "	A destination du Canada	49
-	-	-	-	-	-	" "	A destination des Etats-Unis	50
<b>339 550</b>	-	-	<b>39 901</b>	-	<b>22 259 380</b>	" "	<b>Total du trafic marchandises transportées(1)</b>	<b>51</b>
-	-	-	39 814	-	21 285 564	" "	Déchargées du wagon au Canada	52
319 549	-	-	-	-	891 507	" "	Remises aux autres chemins de fer au Canada	53
-	-	-	87	-	82 308	" "	Remises au réseau des Etats-Unis	54

Voir note(s) à la fin du tableau.

TABLE 2. Revenue Freight Carried by Railways Within Canada, 1980

No.	Commodity		Class I - Classe I		Class II - Classe II			
			Canadian National Canadien National	Canadian Pacific Canadien Pacifique	Algoma Central	British Columbia Railway	Canada Southern (Consolidated Rail)	Chesapeake and Ohio
<b>Food, feed, beverages and tobacco (C.L.):</b>								
<b>036. Cereals unmilled, n.e.s.:</b>								
1	Number of railway cars loaded	carloads	1 280	579	-	245	-	-
2	Loaded onto railway cars in Canada	metric tonnes	73 874	31 592	-	12 851	-	-
3	Received from other railways in Canada	" "	3 945	578	-	54	109	-
4	Received from United States rail:							
4	Destined to Canadian points	" "	9 481	603	-	-	-	70
5	Destined to United States points	" "	156	508	-	-	-	1 548
6	<b>Total freight traffic carried(1)</b>	" "	<b>87 456</b>	<b>33 281</b>	-	<b>12 905</b>	<b>109</b>	<b>1 618</b>
7	Unloaded from railway cars in Canada	" "	85 673	32 192	-	12 848	-	-
8	Delivered to other railways in Canada	" "	1 428	526	-	58	-	70
9	Delivered to United States rail connections	" "	356	562	-	-	109	1 548
<b>038. Corn meal and flour:</b>								
10	Number of railway cars loaded	carloads	4	8	-	-	-	-
11	Loaded onto railway cars in Canada	metric tonnes	161	525	-	-	-	-
12	Received from other railways in Canada	" "	707	538	-	-	46	-
13	Received from United States rail:							
13	Destined to Canadian points	" "	19 481	15 992	-	-	1 638	-
14	Destined to United States points	" "	323	1 717	-	-	-	1 083
15	<b>Total freight traffic carried(1)</b>	" "	<b>20 672</b>	<b>18 772</b>	-	-	<b>1 684</b>	<b>1 083</b>
16	Unloaded from railway cars in Canada	" "	19 924	17 055	-	-	-	-
17	Delivered to other railways in Canada	" "	424	-	-	-	1 638	-
18	Delivered to United States rail connections	" "	323	1 717	-	-	46	1 083
<b>040. Corn starch:</b>								
19	Number of railway cars loaded	carloads	185	23	-	-	-	-
20	Loaded onto railway cars in Canada	metric tonnes	8 959	929	-	-	-	-
21	Received from other railways in Canada	" "	-	424	-	-	-	-
22	Received from United States rail:							
22	Destined to Canadian points	" "	3 365	1 893	-	-	-	-
23	Destined to United States points	" "	11 093	18 292	-	-	-	31 199
24	<b>Total freight traffic carried(1)</b>	" "	<b>23 417</b>	<b>21 538</b>	-	-	-	<b>31 199</b>
25	Unloaded from railway cars in Canada	" "	9 992	2 877	-	-	-	-
26	Delivered to other railways in Canada	" "	1 652	369	-	-	-	-
27	Delivered to United States rail connections	" "	11 773	18 292	-	-	-	31 199
<b>042. Malt and malt flour:</b>								
28	Number of railway cars loaded	carloads	2 818	2 971	-	-	-	-
29	Loaded onto railway cars in Canada	metric tonnes	184 773	177 850	-	-	-	-
30	Received from other railways in Canada	" "	807	-	-	-	4 064	-
31	Received from United States rail:							
31	Destined to Canadian points	" "	488	68	-	-	-	-
32	Destined to United States points	" "	1 695	142	-	-	-	20 681
33	<b>Total freight traffic carried(1)</b>	" "	<b>187 763</b>	<b>178 060</b>	-	-	<b>4 064</b>	<b>20 681</b>
34	Unloaded from railway cars in Canada	" "	124 739	165 320	-	-	-	-
35	Delivered to other railways in Canada	" "	1 647	5 133	-	-	-	-
36	Delivered to United States rail connections	" "	61 376	7 606	-	-	4 064	20 681
<b>044. Wheat flour:</b>								
37	Number of railway cars loaded	carloads	7 719	7 821	-	-	-	131
38	Loaded onto railway cars in Canada	metric tonnes	319 734	332 841	-	-	-	4 997
39	Received from other railways in Canada	" "	101 489	35 372	-	438	27	-
40	Received from United States rail:							
40	Destined to Canadian points	" "	6 080	54	-	-	248	-
41	Destined to United States points	" "	11 367	22 475	-	-	-	42 184
42	<b>Total freight traffic carried(1)</b>	" "	<b>438 670</b>	<b>390 742</b>	-	<b>438</b>	<b>275</b>	<b>47 181</b>
43	Unloaded from railway cars in Canada	" "	415 278	244 767	-	438	-	-
44	Delivered to other railways in Canada	" "	11 179	123 159	-	-	248	4 997
45	Delivered to United States rail connections	" "	12 212	22 816	-	-	27	42 184
<b>046. Cereals milled, n.e.s.:</b>								
46	Number of railway cars loaded	carloads	480	1 984	-	55	-	2
47	Loaded onto railway cars in Canada	metric tonnes	21 547	67 413	-	2 609	-	112
48	Received from other railways in Canada	" "	1 838	115	-	212	786	-
49	Received from United States rail:							
49	Destined to Canadian points	" "	7 446	2 351	-	-	755	-
50	Destined to United States points	" "	206	176	-	-	-	2 069
51	<b>Total freight traffic carried(1)</b>	" "	<b>31 037</b>	<b>70 055</b>	-	<b>2 821</b>	<b>1 541</b>	<b>2 181</b>
52	Unloaded from railway cars in Canada	" "	28 532	54 987	-	2 821	-	-
53	Delivered to other railways in Canada	" "	1 450	5 984	-	-	755	-
54	Delivered to United States rail connections	" "	1 055	9 084	-	-	786	2 182

See footnote(s) at end of table.



TABLEAU 2. Marchandises payantes transportées par chemin de fer au Canada, 1980

Class II - Classe II				Classes III and IV	Grand total all Railways	Type de marchandise	No	
Northern Alberta	Ontario Northland	Quebec North Shore and Labrador	All other Tous autres	Classes III et IV	Total général tous chemins de fer			
						<b>Denrées alimentaires, aliments pour animaux, boissons et tabacs (charge complète):</b>		
						<b>036. Céréales non moulues, n.d.a.:</b>		
13	-	-	1	-	2 118	wagon	Nombre de wagons chargés	1
566	-	-	59	-	118 942	tonnes métriques	Chargées sur wagons au Canada	2
-	-	-	154	-	4 840	" "	En provenance d'autres chemins de fer au Canada	3
-	-	-	-	-	10 154	" "	En provenance des Etats-Unis:	
-	-	-	-	-	2 212	" "	A destination du Canada	4
-	-	-	-	-	-	" "	A destination des Etats-Unis	5
<b>566</b>	-	-	<b>213</b>	-	<b>136 148</b>	" "	<b>Total du trafic marchandises transportées(1)</b>	<b>6</b>
-	-	-	45	-	130 758	" "	Déchargées du wagon au Canada	7
566	-	-	109	-	2 757	" "	Remises aux autres chemins de fer au Canada	8
-	-	-	59	-	2 634	" "	Remises au réseau des Etats-Unis	9
						<b>038. Farine et semoule de maïs:</b>		
-	-	-	-	-	12	wagon	Nombre de wagons chargés	10
-	-	-	-	-	686	tonnes métriques	Chargées sur wagons au Canada	11
-	-	-	110	-	1 401	" "	En provenance d'autres chemins de fer au Canada	12
-	-	-	-	-	44 884	" "	En provenance des Etats-Unis:	
-	-	-	7 773	-	3 123	" "	A destination du Canada	13
-	-	-	-	-	-	" "	A destination des Etats-Unis	14
-	-	-	<b>7 883</b>	-	<b>50 094</b>	" "	<b>Total du trafic marchandises transportées(1)</b>	<b>15</b>
-	-	-	6 417	-	43 396	" "	Déchargées du wagon au Canada	16
-	-	-	1 466	-	3 528	" "	Remises aux autres chemins de fer au Canada	17
-	-	-	-	-	3 169	" "	Remises au réseau des Etats-Unis	18
						<b>040. Féculé de maïs:</b>		
-	-	-	-	-	208	wagon	Nombre de wagons chargés	19
-	-	-	-	-	9 888	tonnes métriques	Chargées sur wagons au Canada	20
-	-	-	1 897	-	2 321	" "	En provenance d'autres chemins de fer au Canada	21
-	-	-	-	-	5 901	" "	En provenance des Etats-Unis:	
-	-	-	643	-	61 849	" "	A destination du Canada	22
-	-	-	-	1 265	-	" "	A destination des Etats-Unis	23
-	-	-	<b>2 540</b>	<b>1 265</b>	<b>79 959</b>	" "	<b>Total du trafic marchandises transportées(1)</b>	<b>24</b>
-	-	-	2 301	-	15 170	" "	Déchargées du wagon au Canada	25
-	-	-	239	-	2 260	" "	Remises aux autres chemins de fer au Canada	26
-	-	-	-	1 265	62 529	" "	Remises au réseau des Etats-Unis	27
						<b>042. Mait et farine de mait:</b>		
-	-	-	-	-	5 789	wagon	Nombre de wagons chargés	28
-	-	-	-	-	362 623	tonnes métriques	Chargées sur wagons au Canada	29
-	98	-	5 691	-	10 660	" "	En provenance d'autres chemins de fer au Canada	30
-	-	-	-	-	556	" "	En provenance des Etats-Unis:	
-	-	-	-	-	22 518	" "	A destination du Canada	31
-	-	-	-	-	-	" "	A destination des Etats-Unis	32
-	<b>98</b>	-	<b>5 691</b>	-	<b>396 357</b>	" "	<b>Total du trafic marchandises transportées(1)</b>	<b>33</b>
-	98	-	-	-	290 157	" "	Déchargées du wagon au Canada	34
-	-	-	4 238	-	11 018	" "	Remises aux autres chemins de fer au Canada	35
-	-	-	1 453	-	95 182	" "	Remises au réseau des Etats-Unis	36
						<b>044. Farine de blé:</b>		
-	-	9	763	-	16 443	wagon	Nombre de wagons chargés	37
-	-	255	29 229	-	687 056	tonnes métriques	Chargées sur wagons au Canada	38
603	-	-	33 579	-	171 508	" "	En provenance d'autres chemins de fer au Canada	39
-	-	-	-	-	6 802	" "	En provenance des Etats-Unis:	
-	-	-	420	-	76 588	" "	A destination du Canada	40
-	-	-	-	562	-	" "	A destination des Etats-Unis	41
<b>603</b>	-	<b>255</b>	<b>63 228</b>	<b>562</b>	<b>941 954</b>	" "	<b>Total du trafic marchandises transportées(1)</b>	<b>42</b>
-	-	-	33 895	-	695 236	" "	Déchargées du wagon au Canada	43
603	-	255	29 276	-	168 859	" "	Remises aux autres chemins de fer au Canada	44
-	-	-	58	562	77 859	" "	Remises au réseau des Etats-Unis	45
						<b>046. Céréales moulues, n.d.a.:</b>		
-	-	-	5	-	2 526	wagon	Nombre de wagons chargés	46
-	-	-	160	-	91 841	tonnes métriques	Chargées sur wagons au Canada	47
-	-	-	5 451	-	8 560	" "	En provenance d'autres chemins de fer au Canada	48
-	-	-	-	-	10 857	" "	En provenance des Etats-Unis:	
-	-	-	305	-	2 602	" "	A destination du Canada	49
-	-	-	151	-	-	" "	A destination des Etats-Unis	50
150	-	-	<b>6 067</b>	-	<b>113 860</b>	" "	<b>Total du trafic marchandises transportées(1)</b>	<b>51</b>
-	-	-	4 045	-	90 543	" "	Déchargées du wagon au Canada	52
-	-	-	526	-	8 715	" "	Remises aux autres chemins de fer au Canada	53
-	-	-	1 496	-	14 603	" "	Remises au réseau des Etats-Unis	54

Voir note(s) à la fin du tableau.



TABLE 2. Revenue Freight Carried by Railways Within Canada, 1980

No.	Commodity		Class I - Classe I		Class II - Classe II			
			Canadian National Canadien National	Canadian Pacific Canadien Pacifique	Algoma Central	British Columbia Railway	Canada Southern (Consolidated Rail)	Chesapeake and Ohio
<b>Food, feed, beverages and tobacco (C.L.):</b>								
<b>048. Bakery products:</b>								
1	Number of railway cars loaded	carloads	665	1 311	-	-	69	-
2	Loaded onto railway cars in Canada	metric tonnes	20 691	24 237	-	-	1 501	-
3	Received from other railways in Canada	" "	93	1 591	-	-	-	-
4	Received from United States rail:	" "	-	-	-	-	-	-
5	Destined to Canadian points	" "	203	-	-	-	23	-
6	Destined to United States points	" "	518	-	-	-	-	710
7	<b>Total freight traffic carried(1)</b>	" "	<b>21 505</b>	<b>25 828</b>	-	-	<b>1 524</b>	<b>710</b>
8	Unloaded from railway cars in Canada	" "	16 548	20 948	-	-	-	-
9	Delivered to other railways in Canada	" "	4 439	4 831	-	-	23	-
10	Delivered to United States rail connections	" "	518	50	-	-	1 501	710
<b>050. Cereal products:</b>								
11	Number of railway cars loaded	carloads	4 416	1 144	-	-	395	-
12	Loaded onto railway cars in Canada	metric tonnes	97 867	24 352	-	-	5 430	-
13	Received from other railways in Canada	" "	1 301	6 456	-	-	56	-
14	Received from United States rail:	" "	-	-	-	-	-	-
15	Destined to Canadian points	" "	4 272	769	-	-	655	-
16	Destined to United States points	" "	34 748	2 363	-	-	-	8 864
17	<b>Total freight traffic carried(1)</b>	" "	<b>138 188</b>	<b>33 940</b>	-	-	<b>6 141</b>	<b>8 864</b>
18	Unloaded from railway cars in Canada	" "	85 513	26 236	-	-	-	-
19	Delivered to other railways in Canada	" "	16 702	5 219	-	-	6 085	-
20	Delivered to United States rail connections	" "	35 973	2 487	-	-	56	8 864
<b>052. Farinaceous substances and flour, n.e.s., for use as food:</b>								
21	Number of railway cars loaded	carloads	209	533	-	-	-	-
22	Loaded onto railway cars in Canada	metric tonnes	8 823	16 365	-	-	-	-
23	Received from other railways in Canada	" "	279	362	-	-	115	-
24	Received from United States rail:	" "	-	-	-	-	-	-
25	Destined to Canadian points	" "	3 791	14 215	-	-	58	-
26	Destined to United States points	" "	958	4 530	-	-	-	332
27	<b>Total freight traffic carried(1)</b>	" "	<b>13 851</b>	<b>35 472</b>	-	-	<b>173</b>	<b>332</b>
28	Unloaded from railway cars in Canada	" "	11 716	27 677	-	-	58	-
29	Delivered to other railways in Canada	" "	1 068	3 103	-	-	-	-
30	Delivered to United States rail connections	" "	1 067	4 691	-	-	115	332
<b>054. Apples:</b>								
31	Number of railway cars loaded	carloads	3	312	-	-	-	-
32	Loaded onto railway cars in Canada	metric tonnes	81	6 026	-	-	-	-
33	Received from other railways in Canada	" "	27	-	-	-	-	-
34	Received from United States rail:	" "	-	-	-	-	-	-
35	Destined to Canadian points	" "	3 676	718	-	-	-	-
36	Destined to United States points	" "	73	-	-	-	-	-
37	<b>Total freight traffic carried(1)</b>	" "	<b>3 857</b>	<b>6 744</b>	-	-	-	-
38	Unloaded from railway cars in Canada	" "	3 575	6 745	-	-	-	-
39	Delivered to other railways in Canada	" "	209	-	-	-	-	-
40	Delivered to United States rail connections	" "	73	-	-	-	-	-
<b>056. Bananas:</b>								
41	Number of railway cars loaded	carloads	-	-	-	-	-	-
42	Loaded onto railway cars in Canada	metric tonnes	-	-	-	-	-	-
43	Received from other railways in Canada	" "	-	-	-	-	-	-
44	Received from United States rail:	" "	-	-	-	-	-	-
45	Destined to Canadian points	" "	-	-	-	-	-	-
46	Destined to United States points	" "	-	-	-	-	-	-
47	<b>Total freight traffic carried(1)</b>	" "	-	-	-	-	-	-
48	Unloaded from railway cars in Canada	" "	-	-	-	-	-	-
49	Delivered to other railways in Canada	" "	-	-	-	-	-	-
50	Delivered to United States rail connections	" "	-	-	-	-	-	-
<b>058. Oranges:</b>								
51	Number of railway cars loaded	carloads	175	250	-	-	-	-
52	Loaded onto railway cars in Canada	metric tonnes	4 542	6 195	-	-	-	-
53	Received from other railways in Canada	" "	866	94	-	-	95	-
54	Received from United States rail:	" "	-	-	-	-	-	-
55	Destined to Canadian points	" "	94 026	18 557	-	-	-	-
56	Destined to United States points	" "	-	-	-	-	-	-
57	<b>Total freight traffic carried(1)</b>	" "	<b>99 434</b>	<b>24 846</b>	-	-	<b>95</b>	-
58	Unloaded from railway cars in Canada	" "	98 329	24 824	-	-	-	-
59	Delivered to other railways in Canada	" "	1 106	23	-	-	-	-
60	Delivered to United States rail connections	" "	-	-	-	-	95	-

See footnote(s) at end of table.

TABLEAU 2. Marchandises payantes transportées par chemin de fer au Canada, 1980

Class II - Classe II				Classes III and IV	Grand total all Railways	Type de marchandise	No	
Northern Alberta	Ontario Northland	Quebec North Shore and Labrador	All other Tous autres					Classes III et IV
						<b>Denrées alimentaires, aliments pour animaux, boissons et tabacs (charge complète):</b>		
						<b>048. Produits de boulangerie:</b>		
-	-	-	33	-	2 078	wagon	Nombre de wagons chargés	1
-	-	-	897	-	47 326	tonnes métriques	Chargées sur wagons au Canada	2
-	-	-	6 064	-	7 748	" "	En provenance d'autres chemins de fer au Canada	3
-	-	-	28	-	254	" "	En provenance des Etats-Unis:	4
-	-	-	-	-	1 228	" "	A destination du Canada	5
-	-	-	6 989	-	56 556	" "	A destination des Etats-Unis	6
-	-	-	1 077	-	38 573	" "	<b>Total du trafic marchandises transportées(1)</b>	7
-	-	-	5 038	-	14 331	" "	Déchargées du wagon au Canada	8
-	-	-	874	-	3 653	" "	Remises aux autres chemins de fer au Canada	9
						" "	Remises au réseau des Etats-Unis	
						<b>050. Produits à base de céréales:</b>		
1	-	-	1	-	5 957	wagon	Nombre de wagons chargés	10
5	-	-	37	-	127 691	tonnes métriques	Chargées sur wagons au Canada	11
251	574	-	54 091	-	62 729	" "	En provenance d'autres chemins de fer au Canada	12
-	-	-	1 459	-	7 155	" "	En provenance des Etats-Unis:	13
-	-	-	59	-	46 034	" "	A destination du Canada	14
256	574	-	55 646	-	243 609	" "	A destination des Etats-Unis	15
251	327	-	49 397	-	161 724	" "	<b>Total du trafic marchandises transportées(1)</b>	16
5	247	-	6 130	-	34 388	" "	Déchargées du wagon au Canada	17
-	-	-	119	-	47 499	" "	Remises aux autres chemins de fer au Canada	18
						" "	Remises au réseau des Etats-Unis	
						<b>052. Substances farineuses et farine, n.d.a., destinées à l'alimentation:</b>		
-	-	-	2	-	744	wagon	Nombre de wagons chargés	19
-	-	-	61	-	25 249	tonnes métriques	Chargées sur wagons au Canada	20
55	-	-	4 380	-	5 191	" "	En provenance d'autres chemins de fer au Canada	21
-	-	-	357	-	18 421	" "	En provenance des Etats-Unis:	22
-	-	-	-	-	5 820	" "	A destination du Canada	23
55	-	-	4 798	-	54 681	" "	A destination des Etats-Unis	24
55	-	-	2 621	-	42 127	" "	<b>Total du trafic marchandises transportées(1)</b>	25
-	-	-	805	-	4 976	" "	Déchargées du wagon au Canada	26
-	-	-	1 373	-	7 578	" "	Remises aux autres chemins de fer au Canada	27
						" "	Remises au réseau des Etats-Unis	
						<b>054. Pommes:</b>		
-	-	-	-	-	315	wagon	Nombre de wagons chargés	28
-	-	-	-	-	6 107	tonnes métriques	Chargées sur wagons au Canada	29
-	-	-	-	-	27	" "	En provenance d'autres chemins de fer au Canada	30
-	-	-	-	-	4 394	" "	En provenance des Etats-Unis:	31
-	-	-	-	-	73	" "	A destination du Canada	32
-	-	-	-	-	10 601	" "	A destination des Etats-Unis	33
-	-	-	-	-	10 320	" "	<b>Total du trafic marchandises transportées(1)</b>	34
-	-	-	-	-	209	" "	Déchargées du wagon au Canada	35
-	-	-	-	-	73	" "	Remises aux autres chemins de fer au Canada	36
						" "	Remises au réseau des Etats-Unis	
						<b>056. Bananes:</b>		
-	-	-	-	-	-	wagon	Nombre de wagons chargés	37
-	-	-	-	-	-	tonnes métriques	Chargées sur wagons au Canada	38
-	-	-	-	-	-	" "	En provenance d'autres chemins de fer au Canada	39
-	-	-	-	-	-	" "	En provenance des Etats-Unis:	40
-	-	-	-	-	-	" "	A destination du Canada	41
-	-	-	-	-	-	" "	A destination des Etats-Unis	42
-	-	-	-	-	-	" "	<b>Total du trafic marchandises transportées(1)</b>	43
-	-	-	-	-	-	" "	Déchargées du wagon au Canada	44
-	-	-	-	-	-	" "	Remises aux autres chemins de fer au Canada	45
						" "	Remises au réseau des Etats-Unis	
						<b>058. Oranges:</b>		
-	-	-	1	-	426	wagon	Nombre de wagons chargés	46
-	-	-	48	-	10 785	tonnes métriques	Chargées sur wagons au Canada	47
45	32	-	1 457	-	2 589	" "	En provenance d'autres chemins de fer au Canada	48
-	-	-	-	-	-	" "	En provenance des Etats-Unis:	49
-	-	-	5 420	-	118 003	" "	A destination du Canada	50
45	32	-	6 925	-	131 377	" "	A destination des Etats-Unis	51
45	32	-	3 790	-	127 020	" "	<b>Total du trafic marchandises transportées(1)</b>	52
-	-	-	3 135	-	4 264	" "	Déchargées du wagon au Canada	53
-	-	-	-	-	95	" "	Remises aux autres chemins de fer au Canada	54
						" "	Remises au réseau des Etats-Unis	

Voir note(s) à la fin du tableau.

TABLE 2. Revenue Freight Carried by Railways Within Canada, 1980

No.	Commodity		Class I - Classe I		Class II - Classe II			
			Canadian National Canadien National	Canadian Pacific Canadien Pacifique	Algoma Central	British Columbia Railway	Canada Southern (Consolidated Rail)	Chesapeake and Ohio
<b>Food, feed, beverages and tobacco (C.L.):</b>								
<b>060. Other citrus fruits:</b>								
1	Number of railway cars loaded	carloads	1	-	-	-	-	-
2	Loaded onto railway cars in Canada	metric tonnes	90	-	-	-	-	-
3	Received from other railways in Canada	" "	-	48	-	-	-	-
4	Received from United States rail:							
4	Destined to Canadian points	" "	6 287	2 583	-	-	-	-
5	Destined to United States points	" "	-	-	-	-	-	-
6	<b>Total freight traffic carried(1)</b>	" "	<b>6 377</b>	<b>2 631</b>	-	-	-	-
7	Unloaded from railway cars in Canada	" "	6 140	2 631	-	-	-	-
8	Delivered to other railways in Canada	" "	237	-	-	-	-	-
9	Delivered to United States rail connections	" "	-	-	-	-	-	-
<b>062. Grapes:</b>								
10	Number of railway cars loaded	carloads	-	-	-	-	-	-
11	Loaded onto railway cars in Canada	metric tonnes	-	-	-	-	-	-
12	Received from other railways in Canada	" "	125	-	-	-	-	-
13	Received from United States rail:							
13	Destined to Canadian points	" "	90 450	11 047	-	-	-	42
14	Destined to United States points	" "	-	-	-	-	-	-
15	<b>Total freight traffic carried(1)</b>	" "	<b>90 575</b>	<b>11 047</b>	-	-	-	<b>42</b>
16	Unloaded from railway cars in Canada	" "	90 396	11 005	-	-	-	42
17	Delivered to other railways in Canada	" "	180	42	-	-	-	-
18	Delivered to United States rail connections	" "	-	-	-	-	-	-
<b>064. Watermelons:</b>								
19	Number of railway cars loaded	carloads	-	-	-	-	-	-
20	Loaded onto railway cars in Canada	metric tonnes	-	-	-	-	-	-
21	Received from other railways in Canada	" "	-	-	-	-	-	-
22	Received from United States rail:							
22	Destined to Canadian points	" "	-	-	-	-	-	-
23	Destined to United States points	" "	-	-	-	-	-	-
24	<b>Total freight traffic carried(1)</b>	" "	-	-	-	-	-	-
25	Unloaded from railway cars in Canada	" "	-	-	-	-	-	-
26	Delivered to other railways in Canada	" "	-	-	-	-	-	-
27	Delivered to United States rail connections	" "	-	-	-	-	-	-
<b>066. Cantaloupes and melons, n.e.s.:</b>								
28	Number of railway cars loaded	carloads	-	-	-	-	-	-
29	Loaded onto railway cars in Canada	metric tonnes	-	-	-	-	-	-
30	Received from other railways in Canada	" "	29	32	-	-	-	-
31	Received from United States rail:							
31	Destined to Canadian points	" "	12 083	1 901	-	-	-	31
32	Destined to United States points	" "	-	-	-	-	-	-
33	<b>Total freight traffic carried(1)</b>	" "	<b>12 112</b>	<b>1 933</b>	-	-	-	<b>31</b>
34	Unloaded from railway cars in Canada	" "	12 039	1 932	-	-	-	31
35	Delivered to other railways in Canada	" "	73	-	-	-	-	-
36	Delivered to United States rail connections	" "	-	-	-	-	-	-
<b>068. Peaches:</b>								
37	Number of railway cars loaded	carloads	-	-	-	-	-	-
38	Loaded onto railway cars in Canada	metric tonnes	-	-	-	-	-	-
39	Received from other railways in Canada	" "	-	-	-	-	-	-
40	Received from United States rail:							
40	Destined to Canadian points	" "	91	-	-	-	-	-
41	Destined to United States points	" "	-	-	-	-	-	-
42	<b>Total freight traffic carried(1)</b>	" "	<b>91</b>	-	-	-	-	-
43	Unloaded from railway cars in Canada	" "	91	-	-	-	-	-
44	Delivered to other railways in Canada	" "	-	-	-	-	-	-
45	Delivered to United States rail connections	" "	-	-	-	-	-	-
<b>070. Pears:</b>								
46	Number of railway cars loaded	carloads	1	7	-	-	-	-
47	Loaded onto railway cars in Canada	metric tonnes	23	234	-	-	-	-
48	Received from other railways in Canada	" "	-	-	-	-	-	-
49	Received from United States rail:							
49	Destined to Canadian points	" "	8 762	1 503	-	-	-	-
50	Destined to United States points	" "	-	-	-	-	-	-
51	<b>Total freight traffic carried(1)</b>	" "	<b>8 785</b>	<b>1 737</b>	-	-	-	-
52	Unloaded from railway cars in Canada	" "	8 620	1 737	-	-	-	-
53	Delivered to other railways in Canada	" "	165	-	-	-	-	-
54	Delivered to United States rail connections	" "	-	-	-	-	-	-

See footnote(s) at end of table.

TABLEAU 2. Marchandises payantes transportées par chemin de fer au Canada, 1980

Class II - Classe II				Classes III and IV	Grand total all Railways	Type de marchandise	No	
Northern Alberta	Ontario Northland	Quebec North Shore and Labrador	All other Tous autres					Classes III et IV
						<b>Denrées alimentaires, aliments pour animaux, boissons et tabacs (charge complète):</b>		
						<b>060. Autres agrumes:</b>		
					1	wagon	Nombre de wagons chargés	1
					90	tonnes métriques	Chargées sur wagons au Canada	2
			48		96	" "	En provenance d'autres chemins de fer au Canada	3
							En provenance des Etats-Unis:	
			994		9 864	" "	A destination du Canada	4
							A destination des Etats-Unis	5
			<b>1 042</b>		<b>10 050</b>		<b>Total du trafic marchandises transportées(1)</b>	<b>6</b>
					9 717	" "	Déchargées du wagon au Canada	7
			946		333	" "	Remises aux autres chemins de fer au Canada	8
						" "	Remises au réseau des Etats-Unis	9
							<b>062. Raisins:</b>	
						wagon	Nombre de wagons chargés	10
					125	tonnes métriques	Chargées sur wagons au Canada	11
							En provenance d'autres chemins de fer au Canada	12
			64		101 603	" "	En provenance des Etats-Unis:	
							A destination du Canada	13
							A destination des Etats-Unis	14
			<b>64</b>		<b>101 728</b>		<b>Total du trafic marchandises transportées(1)</b>	<b>15</b>
					101 507	" "	Déchargées du wagon au Canada	16
			64		222	" "	Remises aux autres chemins de fer au Canada	17
						" "	Remises au réseau des Etats-Unis	18
							<b>064. Pastèques:</b>	
						wagon	Nombre de wagons chargés	19
					60	tonnes métriques	Chargées sur wagons au Canada	20
							En provenance d'autres chemins de fer au Canada	21
			381		381	" "	En provenance des Etats-Unis:	
							A destination du Canada	22
							A destination des Etats-Unis	23
			<b>441</b>		<b>441</b>		<b>Total du trafic marchandises transportées(1)</b>	<b>24</b>
					441	" "	Déchargées du wagon au Canada	25
			441			" "	Remises aux autres chemins de fer au Canada	26
						" "	Remises au réseau des Etats-Unis	27
							<b>066. Cantaloupes et melons, n.d.a.:</b>	
						wagon	Nombre de wagons chargés	28
					61	tonnes métriques	Chargées sur wagons au Canada	29
							En provenance d'autres chemins de fer au Canada	30
			425		14 440	" "	En provenance des Etats-Unis:	
							A destination du Canada	31
							A destination des Etats-Unis	32
			<b>425</b>		<b>14 501</b>		<b>Total du trafic marchandises transportées(1)</b>	<b>33</b>
					14 364	" "	Déchargées du wagon au Canada	34
			393		136	" "	Remises aux autres chemins de fer au Canada	35
			32			" "	Remises au réseau des Etats-Unis	36
							<b>068. Pêches:</b>	
						wagon	Nombre de wagons chargés	37
						tonnes métriques	Chargées sur wagons au Canada	38
							En provenance d'autres chemins de fer au Canada	39
					91	" "	En provenance des Etats-Unis:	
							A destination du Canada	40
							A destination des Etats-Unis	41
					<b>91</b>		<b>Total du trafic marchandises transportées(1)</b>	<b>42</b>
					91	" "	Déchargées du wagon au Canada	43
						" "	Remises aux autres chemins de fer au Canada	44
						" "	Remises au réseau des Etats-Unis	45
							<b>070. Poires:</b>	
					8	wagon	Nombre de wagons chargés	46
					257	tonnes métriques	Chargées sur wagons au Canada	47
							En provenance d'autres chemins de fer au Canada	48
							En provenance des Etats-Unis:	
					10 265	" "	A destination du Canada	49
							A destination des Etats-Unis	50
					<b>10 522</b>		<b>Total du trafic marchandises transportées(1)</b>	<b>51</b>
					10 357	" "	Déchargées du wagon au Canada	52
					165	" "	Remises aux autres chemins de fer au Canada	53
						" "	Remises au réseau des Etats-Unis	54

Voir note(s) à la fin du tableau.



TABLE 2. Revenue Freight Carried by Railways Within Canada, 1980

No.	Commodity		Class I - Classe I		Class II - Classe II			
			Canadian National Canadien National	Canadian Pacific Canadien Pacifique	Algoma Central	British Columbia Railway	Canada Southern (Consolidated Rail)	Chesapeake and Ohio
<b>Food, feed, beverages and tobacco (C.L.):</b>								
<b>072. Fresh or chilled fruits, n.e.s. and berries:</b>								
1	Number of railway cars loaded	carloads	28	48	-	-	-	-
2	Loaded onto railway cars in Canada	metric tonnes	952	1 204	-	-	-	-
3	Received from other railways in Canada	" "	41	48	-	-	-	-
Received from United States rail:								
4	Destined to Canadian points	" "	22 177	2 784	-	-	-	-
5	Destined to United States points	" "	19	-	-	-	-	-
6	<b>Total freight traffic carried(1)</b>	" "	<b>23 189</b>	<b>4 036</b>	-	-	-	-
7	Unloaded from railway cars in Canada	" "	22 959	3 915	-	-	-	-
8	Delivered to other railways in Canada	" "	210	121	-	-	-	-
9	Delivered to United States rail connections	" "	19	-	-	-	-	-
<b>074. Frozen fruits and berries:</b>								
10	Number of railway cars loaded	carloads	14	11	-	-	-	-
11	Loaded onto railway cars in Canada	metric tonnes	495	269	-	-	-	-
12	Received from other railways in Canada	" "	378	1 546	-	-	-	-
Received from United States rail:								
13	Destined to Canadian points	" "	3 303	2 082	-	-	-	-
14	Destined to United States points	" "	-	56	-	-	-	274
15	<b>Total freight traffic carried(1)</b>	" "	<b>4 176</b>	<b>3 953</b>	-	-	-	<b>274</b>
16	Unloaded from railway cars in Canada	" "	3 864	3 896	-	-	-	-
17	Delivered to other railways in Canada	" "	-	-	-	-	-	-
18	Delivered to United States rail connections	" "	313	56	-	-	-	274
<b>076. Dried and dehydrated fruits:</b>								
19	Number of railway cars loaded	carloads	9	31	-	-	-	-
20	Loaded onto railway cars in Canada	metric tonnes	249	658	-	-	-	-
21	Received from other railways in Canada	" "	45	-	-	-	-	-
Received from United States rail:								
22	Destined to Canadian points	" "	7 036	2 177	-	-	83	177
23	Destined to United States points	" "	109	33	-	-	-	-
24	<b>Total freight traffic carried(1)</b>	" "	<b>7 439</b>	<b>2 868</b>	-	-	<b>83</b>	<b>177</b>
25	Unloaded from railway cars in Canada	" "	7 299	2 808	-	-	34	177
26	Delivered to other railways in Canada	" "	-	27	-	-	48	-
27	Delivered to United States rail connections	" "	141	33	-	-	-	-
<b>078. Fruit juices and fruit juice concentrates not frozen:</b>								
28	Number of railway cars loaded	carloads	161	34	-	-	-	20
29	Loaded onto railway cars in Canada	metric tonnes	6 073	1 346	-	-	-	863
30	Received from other railways in Canada	" "	324	4 961	-	-	-	-
Received from United States rail:								
31	Destined to Canadian points	" "	15 333	16 383	-	-	-	2 585
32	Destined to United States points	" "	126	60	-	-	-	561
33	<b>Total freight traffic carried(1)</b>	" "	<b>21 856</b>	<b>22 750</b>	-	-	-	<b>4 009</b>
34	Unloaded from railway cars in Canada	" "	19 739	22 281	-	-	-	2 513
35	Delivered to other railways in Canada	" "	1 597	409	-	-	-	935
36	Delivered to United States rail connections	" "	521	60	-	-	-	561
<b>080. Fruit juice concentrates, frozen:</b>								
37	Number of railway cars loaded	carloads	127	80	-	-	-	-
38	Loaded onto railway cars in Canada	metric tonnes	5 039	3 817	-	-	-	-
39	Received from other railways in Canada	" "	68	2 445	-	-	-	-
Received from United States rail:								
40	Destined to Canadian points	" "	2 713	3 417	-	-	-	-
41	Destined to United States points	" "	-	-	-	-	-	47
42	<b>Total freight traffic carried(1)</b>	" "	<b>7 820</b>	<b>9 679</b>	-	-	-	<b>47</b>
43	Unloaded from railway cars in Canada	" "	5 973	9 554	-	-	-	-
44	Delivered to other railways in Canada	" "	1 848	126	-	-	-	-
45	Delivered to United States rail connections	" "	-	-	-	-	-	47
<b>082. Fruits and fruit preparations, n.e.s.:</b>								
46	Number of railway cars loaded	carloads	39	63	-	-	3 631	-
47	Loaded onto railway cars in Canada	metric tonnes	1 324	2 111	-	-	116 003	-
48	Received from other railways in Canada	" "	236	776	-	-	-	-
Received from United States rail:								
49	Destined to Canadian points	" "	7 797	1 753	-	-	381	132
50	Destined to United States points	" "	564	167	-	-	-	233
51	<b>Total freight traffic carried(1)</b>	" "	<b>9 921</b>	<b>4 807</b>	-	-	<b>116 384</b>	<b>365</b>
52	Unloaded from railway cars in Canada	" "	8 723	3 580	-	-	290	132
53	Delivered to other railways in Canada	" "	200	1 060	-	-	115 084	-
54	Delivered to United States rail connections	" "	1 000	167	-	-	1 010	233

See footnote(s) at end of table.

TABLEAU 2. Marchandises payantes transportées par chemin de fer au Canada, 1980

Class II - Classe II				Classes III and IV	Grand total all Railways	Type de marchandise	No
Alberta	Ontario Northland	Quebec North Shore and Labrador	All other Tous autres	Classes III et IV	Total général tous chemins de fer		
						<b>Denrées alimentaires, aliments pour animaux, boissons et tabacs (charge complète):</b>	
						<b>072. Fruits frais ou réfrigérés, n.d.a. et baies:</b>	
					76	wagon	Nombre de wagons chargés
					2 156	tonnes métriques	Chargées sur wagons au Canada
					89	" "	En provenance d'autres chemins de fer au Canada
			141		25 102	" "	En provenance des Etats-Unis:
					19	" "	A destination du Canada
						" "	A destination des Etats-Unis
			<b>141</b>		<b>27 366</b>	" "	<b>Total du trafic marchandises transportées(1)</b>
			45		26 919	" "	Déchargées du wagon au Canada
			96		427	" "	Remises aux autres chemins de fer au Canada
					19	" "	Remises au réseau des Etats-Unis
							<b>074. Fruits et baies congelés:</b>
			82		107	wagon	Nombre de wagons chargés
			2 418		3 182	tonnes métriques	Chargées sur wagons au Canada
			45		1 969	" "	En provenance d'autres chemins de fer au Canada
						" "	En provenance des Etats-Unis:
			192		5 577	" "	A destination du Canada
					330	" "	A destination des Etats-Unis
			<b>2 655</b>		<b>11 050</b>	" "	<b>Total du trafic marchandises transportées(1)</b>
			86		7 846	" "	Déchargées du wagon au Canada
			2 361		2 361	" "	Remises aux autres chemins de fer au Canada
			207		850	" "	Remises au réseau des Etats-Unis
							<b>076. Fruits séchés et déshydratés:</b>
			6		46	wagon	Nombre de wagons chargés
			272		1 179	tonnes métriques	Chargées sur wagons au Canada
			140		185	" "	En provenance d'autres chemins de fer au Canada
						" "	En provenance des Etats-Unis:
			390		9 863	" "	A destination du Canada
					142	" "	A destination des Etats-Unis
			<b>802</b>		<b>11 369</b>	" "	<b>Total du trafic marchandises transportées(1)</b>
			485		10 803	" "	Déchargées du wagon au Canada
			316		391	" "	Remises aux autres chemins de fer au Canada
					174	" "	Remises au réseau des Etats-Unis
							<b>078. Jus de fruits et concentrés de jus de fruits non congelés:</b>
					215	wagon	Nombre de wagons chargés
					8 282	tonnes métriques	Chargées sur wagons au Canada
37			858		6 180	" "	En provenance d'autres chemins de fer au Canada
						" "	En provenance des Etats-Unis:
			8 852		43 153	" "	A destination du Canada
					747	" "	A destination des Etats-Unis
37			<b>9 710</b>		<b>58 362</b>	" "	<b>Total du trafic marchandises transportées(1)</b>
37			6 979		51 549	" "	Déchargées du wagon au Canada
			2 732		5 673	" "	Remises aux autres chemins de fer au Canada
					1 142	" "	Remises au réseau des Etats-Unis
							<b>080. Concentrés de jus de fruits congelés:</b>
					207	wagon	Nombre de wagons chargés
					8 856	tonnes métriques	Chargées sur wagons au Canada
			151		2 664	" "	En provenance d'autres chemins de fer au Canada
						" "	En provenance des Etats-Unis:
			2 463		8 593	" "	A destination du Canada
					47	" "	A destination des Etats-Unis
			<b>2 614</b>		<b>20 160</b>	" "	<b>Total du trafic marchandises transportées(1)</b>
			2 560		16 087	" "	Déchargées du wagon au Canada
			55		2 029	" "	Remises aux autres chemins de fer au Canada
					47	" "	Remises au réseau des Etats-Unis
							<b>082. Fruits et préparations à base de fruits, n.d.a.:</b>
1			38		3,772	wagon	Nombre de wagons chargés
22			1 642		121 102	tonnes métriques	Chargées sur wagons au Canada
1 915			28 048		30 975	" "	En provenance d'autres chemins de fer au Canada
						" "	En provenance des Etats-Unis:
			9 521		19 584	" "	A destination du Canada
			54		1 018	" "	A destination des Etats-Unis
1 937			<b>39 265</b>		<b>172 679</b>	" "	<b>Total du trafic marchandises transportées(1)</b>
1 767			32 149		46 641	" "	Déchargées du wagon au Canada
170			7 059		123 573	" "	Remises aux autres chemins de fer au Canada
			54		2 464	" "	Remises au réseau des Etats-Unis

Voir note(s) à la fin du tableau.

TABLE 2. Revenue Freight Carried by Railways Within Canada, 1980

Commodity		Class I - Classe I		Class II - Classe II			
		Canadian National Canadien National	Canadian Pacific Canadien Pacifique	Algoma Central	British Columbia Railway	Canada Southern (Consolidated Rail)	Chesapeake and Ohio
<b>Food, feed, beverages and tobacco (C.L.):</b>							
<b>084. Nuts, except oil nuts:</b>							
1	Number of railway cars loaded		529	382	-	-	-
2	Loaded onto railway cars in Canada	carloads	24 812	18 400	-	-	-
3	Received from other railways in Canada	metric tonnes	15 401	396	-	-	-
Received from United States rail:							
4	Destined to Canadian points	" "	1 386	2 847	-	-	-
5	Destined to United States points	" "	22	246	-	-	-
6	<b>Total freight traffic carried(1)</b>	" "	<b>41 621</b>	<b>21 889</b>	-	-	-
7	Unloaded from railway cars in Canada	" "	38 441	9 398	-	-	-
8	Delivered to other railways in Canada	" "	3 114	12 246	-	-	-
9	Delivered to United States rail connections	" "	66	246	-	-	-
<b>086. Sugar beets:</b>							
10	Number of railway cars loaded	carloads	-	-	-	-	-
11	Loaded onto railway cars in Canada	metric tonnes	-	-	-	-	-
12	Received from other railways in Canada	" "	-	-	-	-	-
Received from United States rail:							
13	Destined to Canadian points	" "	-	-	-	-	-
14	Destined to United States points	" "	-	-	-	-	-
15	<b>Total freight traffic carried(1)</b>	" "	-	-	-	-	-
16	Unloaded from railway cars in Canada	" "	-	-	-	-	-
17	Delivered to other railways in Canada	" "	-	-	-	-	-
18	Delivered to United States rail connections	" "	-	-	-	-	-
<b>088. Cabbage:</b>							
19	Number of railway cars loaded	carloads	1	-	-	-	-
20	Loaded onto railway cars in Canada	metric tonnes	32	-	-	-	-
21	Received from other railways in Canada	" "	-	-	-	-	-
Received from United States rail:							
22	Destined to Canadian points	" "	60	-	-	-	-
23	Destined to United States points	" "	-	-	-	-	-
24	<b>Total freight traffic carried(1)</b>	" "	<b>92</b>	-	-	-	-
25	Unloaded from railway cars in Canada	" "	92	-	-	-	-
26	Delivered to other railways in Canada	" "	-	-	-	-	-
27	Delivered to United States rail connections	" "	-	-	-	-	-
<b>090. Celery:</b>							
28	Number of railway cars loaded	carloads	3	-	-	-	-
29	Loaded onto railway cars in Canada	metric tonnes	118	-	-	-	-
30	Received from other railways in Canada	" "	-	-	-	-	-
Received from United States rail:							
31	Destined to Canadian points	" "	17 237	1 974	-	-	-
32	Destined to United States points	" "	-	-	-	-	-
33	<b>Total freight traffic carried(1)</b>	" "	<b>17 355</b>	<b>1 974</b>	-	-	-
34	Unloaded from railway cars in Canada	" "	17 191	1 974	-	-	-
35	Delivered to other railways in Canada	" "	163	-	-	-	-
36	Delivered to United States rail connections	" "	-	-	-	-	-
<b>092. Lettuce:</b>							
37	Number of railway cars loaded	carloads	9	-	-	-	-
38	Loaded onto railway cars in Canada	metric tonnes	210	-	-	-	-
39	Received from other railways in Canada	" "	-	28	-	-	-
Received from United States rail:							
40	Destined to Canadian points	" "	44 320	6 486	-	28	-
41	Destined to United States points	" "	-	-	-	-	-
42	<b>Total freight traffic carried(1)</b>	" "	<b>44 530</b>	<b>6 514</b>	-	<b>28</b>	-
43	Unloaded from railway cars in Canada	" "	44 111	6 514	-	-	-
44	Delivered to other railways in Canada	" "	418	-	-	28	-
45	Delivered to United States rail connections	" "	-	-	-	-	-
<b>094. Onions and shallots:</b>							
46	Number of railway cars loaded	carloads	7	1	-	-	-
47	Loaded onto railway cars in Canada	metric tonnes	159	18	-	-	-
48	Received from other railways in Canada	" "	-	-	-	-	-
Received from United States rail:							
49	Destined to Canadian points	" "	20 980	2 925	-	-	1 338
50	Destined to United States points	" "	-	-	-	-	-
51	<b>Total freight traffic carried(1)</b>	" "	<b>21 139</b>	<b>2 943</b>	-	-	<b>1 338</b>
52	Unloaded from railway cars in Canada	" "	21 138	2 943	-	-	1 338
53	Delivered to other railways in Canada	" "	-	-	-	-	-
54	Delivered to United States rail connections	" "	-	-	-	-	-

See footnote(s) at end of table.

TABLEAU 2. Marchandises payantes transportées par chemin de fer au Canada, 1980

Class II - Classe II				Classes III and IV	Grand total all Railways	Type de marchandise	No	
Northern Alberta	Ontario Northland	Quebec North Shore and Labrador	All other Tous autres					Classes III et IV
						<b>Denrées alimentaires, aliments pour animaux, boissons et tabacs (charge complète):</b>		
						<b>084. Noix, à l'exclusion des noix oleagineuses:</b>		
					911	wagon	Nombre de wagons chargés	1
					43 212	tonnes métriques	Chargées sur wagons au Canada	2
					15 797	" "	En provenance d'autres chemins de fer au Canada	3
						" "	En provenance des Etats-Unis:	
					4 397	" "	A destination du Canada	4
			164		268	" "	A destination des Etats-Unis	5
			<b>164</b>		<b>63 674</b>	" "	<b>Total du trafic marchandises transportées(1)</b>	<b>6</b>
					47 913	" "	Déchargées du wagon au Canada	7
			74		15 451	" "	Remises aux autres chemins de fer au Canada	8
			91		312	" "	Remises au réseau des Etats-Unis	9
							<b>086. Betteraves à sucre:</b>	
						wagon	Nombre de wagons chargés	10
						tonnes métriques	Chargées sur wagons au Canada	11
						" "	En provenance d'autres chemins de fer au Canada	12
						" "	En provenance des Etats-Unis:	
						" "	A destination du Canada	13
						" "	A destination des Etats-Unis	14
						" "	<b>Total du trafic marchandises transportées(1)</b>	<b>15</b>
						" "	Déchargées du wagon au Canada	16
						" "	Remises aux autres chemins de fer au Canada	17
						" "	Remises au réseau des Etats-Unis	18
							<b>088. Chou:</b>	
					1	wagon	Nombre de wagons chargés	19
					32	tonnes métriques	Chargées sur wagons au Canada	20
						" "	En provenance d'autres chemins de fer au Canada	21
						" "	En provenance des Etats-Unis:	
					86	" "	A destination du Canada	22
			26			" "	A destination des Etats-Unis	23
			<b>26</b>		<b>118</b>	" "	<b>Total du trafic marchandises transportées(1)</b>	<b>24</b>
					118	" "	Déchargées du wagon au Canada	25
						" "	Remises aux autres chemins de fer au Canada	26
						" "	Remises au réseau des Etats-Unis	27
							<b>090. Celeri:</b>	
					3	wagon	Nombre de wagons chargés	28
					118	tonnes métriques	Chargées sur wagons au Canada	29
						" "	En provenance d'autres chemins de fer au Canada	30
						" "	En provenance des Etats-Unis:	
					19 360	" "	A destination du Canada	31
						" "	A destination des Etats-Unis	32
			149		<b>19 478</b>	" "	<b>Total du trafic marchandises transportées(1)</b>	<b>33</b>
					19 314	" "	Déchargées du wagon au Canada	34
			149		163	" "	Remises aux autres chemins de fer au Canada	35
						" "	Remises au réseau des Etats-Unis	36
							<b>092. Laitue:</b>	
					9	wagon	Nombre de wagons chargés	37
					210	tonnes métriques	Chargées sur wagons au Canada	38
					28	" "	En provenance d'autres chemins de fer au Canada	39
						" "	En provenance des Etats-Unis:	
					50 946	" "	A destination du Canada	40
						" "	A destination des Etats-Unis	41
			112		<b>51 184</b>	" "	<b>Total du trafic marchandises transportées(1)</b>	<b>42</b>
					50 737	" "	Déchargées du wagon au Canada	43
			112		446	" "	Remises aux autres chemins de fer au Canada	44
						" "	Remises au réseau des Etats-Unis	45
							<b>094. Oignons et échalotes:</b>	
					8	wagon	Nombre de wagons chargés	46
					177	tonnes métriques	Chargées sur wagons au Canada	47
						" "	En provenance d'autres chemins de fer au Canada	48
						" "	En provenance des Etats-Unis:	
					25 301	" "	A destination du Canada	49
						" "	A destination des Etats-Unis	50
			58		<b>25 478</b>	" "	<b>Total du trafic marchandises transportées(1)</b>	<b>51</b>
					25 458	" "	Déchargées du wagon au Canada	52
			39		19	" "	Remises aux autres chemins de fer au Canada	53
			19			" "	Remises au réseau des Etats-Unis	54

Voir note(s) à la fin du tableau.



TABLE 2. Revenue Freight Carried by Railways Within Canada, 1980

No.	Commodity		Class I - Classe I		Class II - Classe II			
			Canadian National Canadien National	Canadian Pacific Canadien Pacifique	Algoma Central	British Columbia Railway	Canada Southern (Consolidated Rail)	Chesapeake and Ohio
<b>Food, feed, beverages and tobacco (C.L.):</b>								
<b>096. Potatoes, other than sweet:</b>								
1	Number of railway cars loaded	carloads	2,386	156	-	1	-	-
2	Loaded onto railway cars in Canada	metric tonnes	88 947	4 274	-	23	-	-
3	Received from other railways in Canada	" "	1 635	1 914	325	-	73	357
4	Received from United States rail	" "	-	-	-	-	-	-
5	Destined to Canadian points	" "	29 077	3 582	-	-	-	-
6	Destined to United States points	" "	41	1 979	-	-	-	45
6	<b>Total freight traffic carried(1)</b>	" "	<b>119 700</b>	<b>11 749</b>	<b>325</b>	<b>23</b>	<b>73</b>	<b>402</b>
7	Unloaded from railway cars in Canada	" "	115 701	9 414	325	23	73	357
8	Delivered to other railways in Canada	" "	3 599	356	-	-	-	-
9	Delivered to United States rail connections	" "	400	1 979	-	-	-	45
<b>098. Tomatoes:</b>								
10	Number of railway cars loaded	carloads	-	-	-	-	-	-
11	Loaded onto railway cars in Canada	metric tonnes	-	-	-	-	-	-
12	Received from other railways in Canada	" "	-	83	-	49	-	-
13	Received from United States rail	" "	-	-	-	-	-	-
14	Destined to Canadian points	" "	1 567	174	-	-	-	-
15	Destined to United States points	" "	-	-	-	-	-	-
15	<b>Total freight traffic carried(1)</b>	" "	<b>1 567</b>	<b>257</b>	<b>-</b>	<b>49</b>	<b>-</b>	<b>-</b>
16	Unloaded from railway cars in Canada	" "	1 507	258	-	49	-	-
17	Delivered to other railways in Canada	" "	60	-	-	-	-	-
18	Delivered to United States rail connections	" "	-	-	-	-	-	-
<b>100. Vegetables, n.e.s., fresh or chilled:</b>								
19	Number of railway cars loaded	carloads	109	53	-	-	-	-
20	Loaded onto railway cars in Canada	metric tonnes	5 689	2 434	-	-	-	-
21	Received from other railways in Canada	" "	-	341	-	-	-	-
22	Received from United States rail	" "	-	-	-	-	-	-
23	Destined to Canadian points	" "	41 618	2 732	-	-	-	-
24	Destined to United States points	" "	272	90	-	-	-	68
24	<b>Total freight traffic carried(1)</b>	" "	<b>47 579</b>	<b>5 597</b>	<b>-</b>	<b>-</b>	<b>-</b>	<b>68</b>
25	Unloaded from railway cars in Canada	" "	43 180	5 419	-	-	-	-
26	Delivered to other railways in Canada	" "	4 072	73	-	-	-	-
27	Delivered to United States rail connections	" "	327	106	-	-	-	68
<b>102. Vegetables, frozen:</b>								
28	Number of railway cars loaded	carloads	76	211	-	-	-	-
29	Loaded onto railway cars in Canada	metric tonnes	2 634	5 593	-	-	-	-
30	Received from other railways in Canada	" "	121	1 250	-	-	-	-
31	Received from United States rail	" "	-	-	-	-	-	-
32	Destined to Canadian points	" "	2 624	5 048	-	-	-	560
33	Destined to United States points	" "	750	16 084	-	-	-	4 290
33	<b>Total freight traffic carried(1)</b>	" "	<b>6 129</b>	<b>27 975</b>	<b>-</b>	<b>-</b>	<b>-</b>	<b>4 850</b>
34	Unloaded from railway cars in Canada	" "	5 214	11 653	-	-	-	528
35	Delivered to other railways in Canada	" "	166	207	-	-	-	32
36	Delivered to United States rail connections	" "	750	16 115	-	-	-	4 290
<b>104. Vegetables, dried:</b>								
37	Number of railway cars loaded	carloads	742	1,799	-	-	-	9
38	Loaded onto railway cars in Canada	metric tonnes	35 540	70 514	-	-	-	269
39	Received from other railways in Canada	" "	400	2 540	-	-	122	45
40	Received from United States rail	" "	-	-	-	-	-	-
41	Destined to Canadian points	" "	7 246	2 915	-	-	19	339
42	Destined to United States points	" "	5 078	558	-	-	-	8 018
42	<b>Total freight traffic carried(1)</b>	" "	<b>48 264</b>	<b>76 527</b>	<b>-</b>	<b>-</b>	<b>141</b>	<b>8 671</b>
43	Unloaded from railway cars in Canada	" "	41 664	74 112	-	-	-	185
44	Delivered to other railways in Canada	" "	1 331	670	-	-	19	468
45	Delivered to United States rail connections	" "	5 269	1 744	-	-	122	6 018
<b>106. Vegetables and preparations, n.e.s.:</b>								
46	Number of railway cars loaded	carloads	5,657	497	-	-	-	603
47	Loaded onto railway cars in Canada	metric tonnes	201 299	15 141	-	-	-	25 989
48	Received from other railways in Canada	" "	8 411	87 693	-	-	246	-
49	Received from United States rail	" "	-	-	-	-	-	-
50	Destined to Canadian points	" "	141 774	17 397	-	-	195	1 358
51	Destined to United States points	" "	8 075	6 505	-	-	-	13 788
51	<b>Total freight traffic carried(1)</b>	" "	<b>359 559</b>	<b>126 736</b>	<b>-</b>	<b>-</b>	<b>441</b>	<b>41 131</b>
52	Unloaded from railway cars in Canada	" "	326 423	105 438	-	-	-	1 321
53	Delivered to other railways in Canada	" "	23 241	14 725	-	-	195	25 827
54	Delivered to United States rail connections	" "	9 895	6 573	-	-	246	13 984

See footnote(s) at end of table.

TABLEAU 2. Marchandises payantes transportées par chemin de fer au Canada, 1980

Class II - Classe II				Classes III and IV	Grand total all Railways	Type de marchandise	No	
Northern Alberta	Ontario Northland	Quebec North Shore and Labrador	All other Tous autres					Classes III et IV
						<b>Denrées alimentaires, aliments pour animaux, boissons et tabacs (charge complète):</b>		
						<b>096. Pommes de terre (sauf les patates douces):</b>		
					2,543	wagon	Nombre de wagons chargés	1
					93 244	tonnes métriques	Chargées sur wagons au Canada	2
	1 952				6 256	" "	En provenance d'autres chemins de fer au Canada	3
			3 129		35 788	" "	En provenance des Etats-Unis:	
					2 065	" "	A destination du Canada	4
						" "	A destination des Etats-Unis	5
	1 952		3 129		137 353	" "	<b>Total du trafic marchandises transportées(1)</b>	6
	1 952		1 073		128 918	" "	Déchargées du wagon au Canada	7
			2 058		6 013	" "	Remises aux autres chemins de fer au Canada	8
					2 424	" "	Remises au réseau des Etats-Unis	9
							<b>098. Tomates:</b>	
						wagon	Nombre de wagons chargés	10
						tonnes métriques	Chargées sur wagons au Canada	11
					132	" "	En provenance d'autres chemins de fer au Canada	12
			465		2 206	" "	En provenance des Etats-Unis:	
						" "	A destination du Canada	13
						" "	A destination des Etats-Unis	14
			465		2 338	" "	<b>Total du trafic marchandises transportées(1)</b>	15
			382		2 196	" "	Déchargées du wagon au Canada	16
			83		143	" "	Remises aux autres chemins de fer au Canada	17
						" "	Remises au réseau des Etats-Unis	18
							<b>100. Légumes frais ou réfrigérés, n.d.a.:</b>	
					162	wagon	Nombre de wagons chargés	19
					8 123	tonnes métriques	Chargées sur wagons au Canada	20
			4 093		4 434	" "	En provenance d'autres chemins de fer au Canada	21
						" "	En provenance des Etats-Unis:	
			5 399		49 749	" "	A destination du Canada	22
					430	" "	A destination des Etats-Unis	23
			9 492		62 736	" "	<b>Total du trafic marchandises transportées(1)</b>	24
			9 349		57 948	" "	Déchargées du wagon au Canada	25
			143		4 288	" "	Remises aux autres chemins de fer au Canada	26
					501	" "	Remises au réseau des Etats-Unis	27
							<b>102. Légumes congelés:</b>	
			44		331	wagon	Nombre de wagons chargés	28
			1 156		9 383	tonnes métriques	Chargées sur wagons au Canada	29
			340		1 711	" "	En provenance d'autres chemins de fer au Canada	30
						" "	En provenance des Etats-Unis:	
			876		9 108	" "	A destination du Canada	31
					21 124	" "	A destination des Etats-Unis	32
			2 372		41 326	" "	<b>Total du trafic marchandises transportées(1)</b>	33
			944		18 339	" "	Déchargées du wagon au Canada	34
			1 330		1 735	" "	Remises aux autres chemins de fer au Canada	35
			98		21 253	" "	Remises au réseau des Etats-Unis	36
							<b>104. Légumes séchés:</b>	
			28		2,578	wagon	Nombre de wagons chargés	37
			1 450		107 773	tonnes métriques	Chargées sur wagons au Canada	38
			663		3 770	" "	En provenance d'autres chemins de fer au Canada	39
						" "	En provenance des Etats-Unis:	
			3 579		14 098	" "	A destination du Canada	40
					13 654	" "	A destination des Etats-Unis	41
			5 692		139 295	" "	<b>Total du trafic marchandises transportées(1)</b>	42
			967		116 928	" "	Déchargées du wagon au Canada	43
			3 276		5 764	" "	Remises aux autres chemins de fer au Canada	44
			1 450		16 603	" "	Remises au réseau des Etats-Unis	45
							<b>106. Légumes et préparations à base de légumes, n.d.a.:</b>	
			3		6,760	wagon	Nombre de wagons chargés	46
			134		242 559	tonnes métriques	Chargées sur wagons au Canada	47
			9 895		106 279	" "	En provenance d'autres chemins de fer au Canada	48
						" "	En provenance des Etats-Unis:	
			2 277		163 001	" "	A destination du Canada	49
			178		28 546	" "	A destination des Etats-Unis	50
			12 484		540 385	" "	<b>Total du trafic marchandises transportées(1)</b>	51
			8 815		442 031	" "	Déchargées du wagon au Canada	52
			3 493		67 481	" "	Remises aux autres chemins de fer au Canada	53
			178		30 876	" "	Remises au réseau des Etats-Unis	54

Voir note(s) à la fin du tableau.

TABLE 2. Revenue Freight Carried by Railways Within Canada, 1980

No.	Commodity		Class I - Classe I		Class II - Classe II			
			Canadian National Canadien National	Canadian Pacific Canadien Pacifique	Algoma Central	British Columbia Railway	Canada Southern (Consolidated Rail)	Chesapeake and Ohio
<b>Food, feed, beverages and tobacco (C.L.):</b>								
<b>108. Sugar:</b>								
1	Number of railway cars loaded	carloads	2,207	2,594	-	7	-	-
2	Loaded onto railway cars in Canada	metric tonnes	119 913	153 449	-	127	-	-
3	Received from other railways in Canada	" "	156	166	-	-	-	-
	Received from United States rail:							
4	Destined to Canadian points	" "	4 178	4 885	-	-	145	-
5	Destined to United States points	" "	1 752	1 662	-	-	-	7 098
6	<b>Total freight traffic carried(1)</b>	" "	<b>125 999</b>	<b>160 162</b>	-	<b>127</b>	<b>145</b>	<b>7 098</b>
7	Unloaded from railway cars in Canada	" "	123 964	158 226	-	127	-	-
8	Delivered to other railways in Canada	" "	150	275	-	-	145	-
9	Delivered to United States rail connections	" "	1 884	1 662	-	-	-	7 098
<b>110. Molasses and syrups:</b>								
10	Number of railway cars loaded	carloads	873	158	-	1	-	-
11	Loaded onto railway cars in Canada	metric tonnes	37 709	8 322	-	21	-	-
12	Received from other railways in Canada	" "	54	2 877	-	-	-	-
	Received from United States rail:							
13	Destined to Canadian points	" "	20 849	10 247	-	-	304	-
14	Destined to United States points	" "	24 460	11 056	-	-	-	9 321
15	<b>Total freight traffic carried(1)</b>	" "	<b>83 072</b>	<b>32 502</b>	-	<b>21</b>	<b>304</b>	<b>9 321</b>
16	Unloaded from railway cars in Canada	" "	54 929	20 983	-	21	-	-
17	Delivered to other railways in Canada	" "	3 683	544	-	-	304	-
18	Delivered to United States rail connections	" "	24 460	10 973	-	-	-	9 321
<b>112. Sugar preparations (including confectionery), n.e.s.:</b>								
19	Number of railway cars loaded	carloads	191	1,069	-	-	-	-
20	Loaded onto railway cars in Canada	metric tonnes	4 469	26 183	-	-	-	-
21	Received from other railways in Canada	" "	36	233	-	-	-	-
	Received from United States rail:							
22	Destined to Canadian points	" "	-	-	-	-	27	-
23	Destined to United States points	" "	469	30	-	-	-	-
24	<b>Total freight traffic carried(1)</b>	" "	<b>4 974</b>	<b>26 446</b>	-	-	<b>27</b>	-
25	Unloaded from railway cars in Canada	" "	4 505	24 421	-	-	-	-
26	Delivered to other railways in Canada	" "	-	1 684	-	-	27	-
27	Delivered to United States rail connections	" "	469	342	-	-	-	-
<b>114. Coffee:</b>								
28	Number of railway cars loaded	carloads	98	109	-	-	-	-
29	Loaded onto railway cars in Canada	metric tonnes	3 121	3 206	-	-	-	-
30	Received from other railways in Canada	" "	-	520	-	-	-	-
	Received from United States rail:							
31	Destined to Canadian points	" "	29	2 917	-	-	141	-
32	Destined to United States points	" "	-	-	-	-	-	-
33	<b>Total freight traffic carried(1)</b>	" "	<b>3 150</b>	<b>6 643</b>	-	-	<b>141</b>	-
34	Unloaded from railway cars in Canada	" "	3 150	5 952	-	-	-	-
35	Delivered to other railways in Canada	" "	-	690	-	-	141	-
36	Delivered to United States rail connections	" "	-	-	-	-	-	-
<b>116. Cocoa and chocolate, tea, spices and vinegar:</b>								
37	Number of railway cars loaded	carloads	76	104	-	-	-	-
38	Loaded onto railway cars in Canada	metric tonnes	3 926	2 963	-	-	-	-
39	Received from other railways in Canada	" "	-	106	-	-	-	-
	Received from United States rail:							
40	Destined to Canadian points	" "	-	488	-	-	-	-
41	Destined to United States points	" "	-	-	-	-	-	-
42	<b>Total freight traffic carried(1)</b>	" "	<b>3 926</b>	<b>3 557</b>	-	-	-	-
43	Unloaded from railway cars in Canada	" "	3 867	3 355	-	-	-	-
44	Delivered to other railways in Canada	" "	59	43	-	-	-	-
45	Delivered to United States rail connections	" "	-	160	-	-	-	-
<b>118. Margarine and similar products:</b>								
46	Number of railway cars loaded	carloads	204	44	-	-	-	-
47	Loaded onto railway cars in Canada	metric tonnes	5 333	1 701	-	-	-	-
48	Received from other railways in Canada	" "	428	-	-	-	-	-
	Received from United States rail:							
49	Destined to Canadian points	" "	-	-	-	-	-	-
50	Destined to United States points	" "	-	-	-	-	-	102
51	<b>Total freight traffic carried(1)</b>	" "	<b>5 761</b>	<b>1 701</b>	-	-	-	<b>102</b>
52	Unloaded from railway cars in Canada	" "	4 447	1 344	-	-	-	-
53	Delivered to other railways in Canada	" "	1 315	357	-	-	-	-
54	Delivered to United States rail connections	" "	-	-	-	-	-	102

See footnote(s) at end of table.

TABLEAU 2. Marchandises payantes transportées par chemin de fer au Canada, 1980

Class II - Classe II				Classes III and IV	Grand total all Railways	Type de marchandise	No	
Northern Alberta	Ontario Northland	Quebec North Shore and Labrador	All other Tous autres					Classes III et IV
						<b>Denrees alimentaires, aliments pour animaux, boissons et tabacs (charge complete):</b>		
						<b>108. Sucre:</b>		
			2	-	4 810	wagon	Nombre de wagons chargés	1
			98	-	273 587	tonnes métriques	Chargées sur wagons au Canada	2
			294	-	616	" "	En provenance d'autres chemins de fer au Canada	3
			4 953	-	14 161	" "	En provenance des Etats-Unis:	
			-	-	10 512	" "	A destination du Canada	4
			-	-	-	" "	A destination des Etats-Unis	5
			<b>5 345</b>	<b>-</b>	<b>298 876</b>	<b>" "</b>	<b>Total du trafic marchandises transportées(1)</b>	<b>6</b>
			4 672	-	286 989	" "	Déchargées du wagon au Canada	7
			577	-	1 147	" "	Remises aux autres chemins de fer au Canada	8
			97	-	10 741	" "	Remises au réseau des Etats-Unis	9
						<b>110. Mélasses et sirops:</b>		
			-	-	1,032	wagon	Nombre de wagons chargés	10
			-	-	46 052	tonnes métriques	Chargées sur wagons au Canada	11
			3 573	-	6 504	" "	En provenance d'autres chemins de fer au Canada	12
			-	-	-	" "	En provenance des Etats-Unis:	
			1 265	-	32 665	" "	A destination du Canada	13
			-	-	44 837	" "	A destination des Etats-Unis	14
			<b>4 838</b>	<b>-</b>	<b>130 058</b>	<b>" "</b>	<b>Total du trafic marchandises transportées(1)</b>	<b>15</b>
			3 432	-	79 365	" "	Déchargées du wagon au Canada	16
			1 161	-	5 692	" "	Remises aux autres chemins de fer au Canada	17
			246	-	45 000	" "	Remises au réseau des Etats-Unis	18
						<b>112. Préparations à base de sucre (y compris les confiseries), n.d.a.:</b>		
			29	-	1,289	wagon	Nombre de wagons chargés	19
			580	-	31 232	tonnes métriques	Chargées sur wagons au Canada	20
			2 013	-	2 282	" "	En provenance d'autres chemins de fer au Canada	21
			-	-	-	" "	En provenance des Etats-Unis:	
			863	-	890	" "	A destination du Canada	22
			-	-	499	" "	A destination des Etats-Unis	23
			<b>3 456</b>	<b>-</b>	<b>34 903</b>	<b>" "</b>	<b>Total du trafic marchandises transportées(1)</b>	<b>24</b>
			2 375	-	31 301	" "	Déchargées du wagon au Canada	25
			501	-	2 212	" "	Remises aux autres chemins de fer au Canada	26
			580	-	1 391	" "	Remises au réseau des Etats-Unis	27
						<b>114. Café:</b>		
			-	-	207	wagon	Nombre de wagons chargés	28
			-	-	6 327	tonnes métriques	Chargées sur wagons au Canada	29
			2 454	-	2 974	" "	En provenance d'autres chemins de fer au Canada	30
			-	-	-	" "	En provenance des Etats-Unis:	
			1 562	-	4 649	" "	A destination du Canada	31
			-	-	-	" "	A destination des Etats-Unis	32
			<b>4 016</b>	<b>-</b>	<b>13 950</b>	<b>" "</b>	<b>Total du trafic marchandises transportées(1)</b>	<b>33</b>
			1 345	-	10 447	" "	Déchargées du wagon au Canada	34
			2 671	-	3 502	" "	Remises aux autres chemins de fer au Canada	35
			-	-	-	" "	Remises au réseau des Etats-Unis	36
						<b>116. Cacao et chocolat, thé, épices et vinaigre:</b>		
			-	-	180	wagon	Nombre de wagons chargés	37
			-	-	6 889	tonnes métriques	Chargées sur wagons au Canada	38
			104	-	210	" "	En provenance d'autres chemins de fer au Canada	39
			-	-	-	" "	En provenance des Etats-Unis:	
			157	-	645	" "	A destination du Canada	40
			-	-	-	" "	A destination des Etats-Unis	41
			<b>261</b>	<b>-</b>	<b>7 744</b>	<b>" "</b>	<b>Total du trafic marchandises transportées(1)</b>	<b>42</b>
			94	-	7 316	" "	Déchargées du wagon au Canada	43
			106	-	208	" "	Remises aux autres chemins de fer au Canada	44
			61	-	221	" "	Remises au réseau des Etats-Unis	45
						<b>118. Margarine et produits similaires:</b>		
		4	-	-	252	wagon	Nombre de wagons chargés	46
		51	-	-	7 085	tonnes métriques	Chargées sur wagons au Canada	47
		-	1 309	-	1 737	" "	En provenance d'autres chemins de fer au Canada	48
		-	-	-	-	" "	En provenance des Etats-Unis:	
		-	-	-	-	" "	A destination du Canada	49
		-	-	-	102	" "	A destination des Etats-Unis	50
		<b>51</b>	<b>1 309</b>	<b>-</b>	<b>8 924</b>	<b>" "</b>	<b>Total du trafic marchandises transportées(1)</b>	<b>51</b>
		-	-	-	7 151	" "	Déchargées du wagon au Canada	52
		-	-	-	1 672	" "	Remises aux autres chemins de fer au Canada	53
		-	-	-	102	" "	Remises au réseau des Etats-Unis	54

Voir note(s) à la fin du tableau.



TABLE 2. Revenue Freight Carried by Railways Within Canada, 1980

Commodity		Class I - Classe I		Class II - Classe II			
		Canadian National Canadien National	Canadian Pacific Canadien Pacifique	Algoma Central	British Columbia Railway	Canada Southern (Consolidated Rail)	Chesapeake and Ohio
<b>Food, feed, beverages and tobacco (C.L.):</b>							
<b>120. Shortening and lard:</b>							
1	Number of railway cars loaded	carloads	348	190	-	-	-
2	Loaded onto railway cars in Canada	metric tonnes	11 434	6 841	-	-	-
3	Received from other railways in Canada	" "	412	333	-	-	-
	Received from United States rail:						
4	Destined to Canadian points	" "	2 165	900	-	-	-
5	Destined to United States points	" "	-	667	-	-	904
6	<b>Total freight traffic carried(1)</b>	" "	<b>14 011</b>	<b>8 741</b>	-	-	<b>904</b>
7	Unloaded from railway cars in Canada	" "	13 630	7 141	-	-	-
8	Delivered to other railways in Canada	" "	381	933	-	-	-
9	Delivered to United States rail connections	" "	-	667	-	-	904
<b>122. Soups and infant and junior foods:</b>							
10	Number of railway cars loaded	carloads	152	667	-	-	-
11	Loaded onto railway cars in Canada	metric tonnes	4 598	24 989	-	-	-
12	Received from other railways in Canada	" "	-	-	-	-	-
	Received from United States rail:						
13	Destined to Canadian points	" "	-	-	-	-	-
14	Destined to United States points	" "	-	-	-	-	80
15	<b>Total freight traffic carried(1)</b>	" "	<b>4 598</b>	<b>24 989</b>	-	-	<b>80</b>
16	Unloaded from railway cars in Canada	" "	4 162	20 027	-	-	-
17	Delivered to other railways in Canada	" "	435	4 962	-	-	-
18	Delivered to United States rail connections	" "	-	-	-	-	80
<b>124. Pre-cooked frozen food preparations:</b>							
19	Number of railway cars loaded	carloads	131	458	-	-	-
20	Loaded onto railway cars in Canada	metric tonnes	4 033	12 322	-	-	-
21	Received from other railways in Canada	" "	-	21	-	-	-
	Received from United States rail:						
22	Destined to Canadian points	" "	1 296	576	-	-	-
23	Destined to United States points	" "	556	1 578	-	-	-
24	<b>Total freight traffic carried(1)</b>	" "	<b>5 885</b>	<b>14 497</b>	-	-	-
25	Unloaded from railway cars in Canada	" "	5 293	12 320	-	-	-
26	Delivered to other railways in Canada	" "	36	600	-	-	-
27	Delivered to United States rail connections	" "	556	1 578	-	-	-
<b>126. Food preparations and materials for food preparations, n.e.s.:</b>							
28	Number of railway cars loaded	carloads	3,668	7,887	-	2,292	14
29	Loaded onto railway cars in Canada	metric tonnes	124 381	220 670	-	40 443	383
30	Received from other railways in Canada	" "	8 388	3 512	-	211	92
	Received from United States rail:						
31	Destined to Canadian points	" "	2 501	797	-	-	135
32	Destined to United States points	" "	8 023	3 671	-	-	3 169
33	<b>Total freight traffic carried(1)</b>	" "	<b>143 293</b>	<b>228 650</b>	-	<b>40 654</b>	<b>610</b>
34	Unloaded from railway cars in Canada	" "	106 816	185 322	-	40 655	54
35	Delivered to other railways in Canada	" "	26 973	38 979	-	-	464
36	Delivered to United States rail connections	" "	9 505	4 349	-	-	92
<b>128. Hay, forage and straw:</b>							
37	Number of railway cars loaded	carloads	1,263	1,388	-	-	-
38	Loaded onto railway cars in Canada	metric tonnes	29 949	17 401	-	-	-
39	Received from other railways in Canada	" "	38	54	-	-	-
	Received from United States rail:						
40	Destined to Canadian points	" "	145	-	-	-	-
41	Destined to United States points	" "	-	-	-	-	-
42	<b>Total freight traffic carried(1)</b>	" "	<b>30 132</b>	<b>17 455</b>	-	-	-
43	Unloaded from railway cars in Canada	" "	30 132	17 414	-	-	-
44	Delivered to other railways in Canada	" "	-	41	-	-	-
45	Delivered to United States rail connections	" "	-	-	-	-	-
<b>130. Wheat bran, shorts and middlings:</b>							
46	Number of railway cars loaded	carloads	4,596	1,818	-	-	4
47	Loaded onto railway cars in Canada	metric tonnes	189 036	73 096	-	-	109
48	Received from other railways in Canada	" "	4 009	21 097	-	-	-
	Received from United States rail:						
49	Destined to Canadian points	" "	11 717	27	-	-	4 584
50	Destined to United States points	" "	4 770	20 394	-	-	573
51	<b>Total freight traffic carried(1)</b>	" "	<b>209 532</b>	<b>114 614</b>	-	-	<b>682</b>
52	Unloaded from railway cars in Canada	" "	187 384	54 631	-	-	-
53	Delivered to other railways in Canada	" "	6 527	13 307	-	-	109
54	Delivered to United States rail connections	" "	15 620	46 676	-	-	871

See footnote(s) at end of table.

TABLEAU 2. Marchandises payantes transportées par chemin de fer au Canada, 1980

Class II - Classe II				Classes III and IV	Grand total all Railways	Type de marchandise	No	
Northern Alberta	Ontario Northland	Quebec North Shore and Labrador	All other Tous autres	Classes III et IV	Total général tous chemins de fer			
						<b>Denrées alimentaires, aliments pour animaux, boissons et tabacs (charge complète):</b>		
						<b>120. Graisse préparée et saindoux:</b>		
-	-	-	1	-	539	wagon	Nombre de wagons chargés	1
-	-	-	28	-	18 303	tonnes métriques	Chargées sur wagons au Canada	2
-	-	-	865	-	1 610	" "	En provenance d'autres chemins de fer au Canada	3
-	-	-	-	-	-	" "	En provenance des Etats-Unis:	
-	-	-	275	-	3 340	" "	A destination du Canada	4
-	-	-	-	-	1 571	" "	A destination des Etats-Unis	5
-	-	-	<b>1 168</b>	-	<b>24 824</b>	" "	<b>Total du trafic marchandises transportées(1)</b>	<b>6</b>
-	-	-	934	-	21 705	" "	Déchargées du wagon au Canada	7
-	-	-	234	-	1 548	" "	Remises aux autres chemins de fer au Canada	8
-	-	-	-	-	1 571	" "	Remises au réseau des Etats-Unis	9
						<b>122. Soupes et aliments pour bébés et jeunes enfants:</b>		
-	-	-	7	-	826	wagon	Nombre de wagons chargés	10
-	-	-	288	-	29 875	tonnes métriques	Chargées sur wagons au Canada	11
-	-	-	6 168	-	6 168	" "	En provenance d'autres chemins de fer au Canada	12
-	-	-	-	-	-	" "	En provenance des Etats-Unis:	
-	-	-	-	-	-	" "	A destination du Canada	13
-	-	-	-	-	80	" "	A destination des Etats-Unis	14
-	-	-	<b>6 456</b>	-	<b>36 123</b>	" "	<b>Total du trafic marchandises transportées(1)</b>	<b>15</b>
-	-	-	5 587	-	29 776	" "	Déchargées du wagon au Canada	18
-	-	-	581	-	5 978	" "	Remises aux autres chemins de fer au Canada	17
-	-	-	288	-	368	" "	Remises au réseau des Etats-Unis	18
						<b>124. Preparations alimentaires congelées précuites:</b>		
-	-	5	1	-	595	wagon	Nombre de wagons chargés	19
-	-	93	21	-	16 469	tonnes métriques	Chargées sur wagons au Canada	20
-	-	-	969	-	990	" "	En provenance d'autres chemins de fer au Canada	21
-	-	-	-	-	-	" "	En provenance des Etats-Unis:	
-	-	-	27	-	1 899	" "	A destination du Canada	22
-	-	-	-	-	2 134	" "	A destination des Etats-Unis	23
-	-	-	<b>93</b>	-	<b>21 492</b>	" "	<b>Total du trafic marchandises transportées(1)</b>	<b>24</b>
-	-	-	49	-	18 465	" "	Déchargées du wagon au Canada	25
-	-	-	44	-	701	" "	Remises aux autres chemins de fer au Canada	26
-	-	-	193	-	2 327	" "	Remises au réseau des Etats-Unis	27
						<b>126. Preparations alimentaires et ingrédients pour préparations alimentaires, n.d.a.:</b>		
-	32	651	180	-	14 724	wagon	Nombre de wagons chargés	28
-	600	14 428	6 941	-	407 846	tonnes métriques	Chargées sur wagons au Canada	29
226	32	-	68 796	-	81 257	" "	En provenance d'autres chemins de fer au Canada	30
-	-	-	-	-	-	" "	En provenance des Etats-Unis:	
-	-	-	10 174	-	13 607	" "	A destination du Canada	31
-	-	-	333	-	15 196	" "	A destination des Etats-Unis	32
226	<b>632</b>	<b>14 428</b>	<b>86 244</b>	-	<b>517 906</b>	" "	<b>Total du trafic marchandises transportées(1)</b>	<b>33</b>
226	631	14 341	53 979	-	402 024	" "	Déchargées du wagon au Canada	34
-	-	87	31 221	-	97 724	" "	Remises aux autres chemins de fer au Canada	35
-	-	-	1 043	-	18 158	" "	Remises au réseau des Etats-Unis	36
						<b>128. Foin, fourrage et paille:</b>		
-	-	1	-	-	2 652	wagon	Nombre de wagons chargés	37
-	-	10	-	-	47 360	tonnes métriques	Chargées sur wagons au Canada	38
-	-	-	-	-	92	" "	En provenance d'autres chemins de fer au Canada	39
-	-	-	-	-	-	" "	En provenance des Etats-Unis:	
-	-	-	-	-	145	" "	A destination du Canada	40
-	-	-	-	-	-	" "	A destination des Etats-Unis	41
-	-	<b>10</b>	-	-	<b>47 597</b>	" "	<b>Total du trafic marchandises transportées(1)</b>	<b>42</b>
-	-	10	-	-	47 556	" "	Déchargées du wagon au Canada	43
-	-	-	-	-	41	" "	Remises aux autres chemins de fer au Canada	44
-	-	-	-	-	-	" "	Remises au réseau des Etats-Unis	45
						<b>130. Son d'orge, remoulages:</b>		
-	-	-	598	-	7 016	wagon	Nombre de wagons chargés	46
-	-	-	20 830	-	283 071	tonnes métriques	Chargées sur wagons au Canada	47
40	-	-	14 352	-	40 369	" "	En provenance d'autres chemins de fer au Canada	48
-	-	-	-	-	-	" "	En provenance des Etats-Unis:	
-	-	-	162	-	16 490	" "	A destination du Canada	49
-	-	-	-	-	25 737	" "	A destination des Etats-Unis	50
40	-	-	<b>35 344</b>	-	<b>365 667</b>	" "	<b>Total du trafic marchandises transportées(1)</b>	<b>51</b>
-	-	-	13 232	-	255 287	" "	Déchargées du wagon au Canada	52
-	-	-	22 113	-	46 640	" "	Remises aux autres chemins de fer au Canada	53
-	-	-	-	-	63 740	" "	Remises au réseau des Etats-Unis	54

Voir note(s) à la fin du tableau.

TABLE 2. Revenue Freight Carried by Railways Within Canada, 1980

No.	Commodity		Class I - Classe I		Class II - Classe II			
			Canadian National Canadien National	Canadian Pacific Canadien Pacifique	Algoma Central	British Columbia Railway	Canada Southern (Consolidated Rail)	Chesapeake and Ohio
<b>Food, feed, beverages and tobacco (C.L.):</b>								
<b>132. Ground cereals and by-products, n.e.s.:</b>								
1	Number of railway cars loaded	carloads	7,201	7,003	-	-	-	19
2	Loaded onto railway cars in Canada	metric tonnes	411 079	427 105	-	-	-	986
3	Received from other railways in Canada	" "	36 296	25 767	-	-	366	-
4	Received from United States rail:							
4	Destined to Canadian points	" "	33 589	3 058	-	-	1 087	470
5	Destined to United States points	" "	13 808	8 685	-	-	-	8 397
6	<b>Total freight traffic carried(1)</b>	" "	<b>494 772</b>	<b>464 615</b>	-	-	<b>1 453</b>	<b>9 853</b>
7	Unloaded from railway cars in Canada	" "	406 509	389 110	-	-	-	296
8	Delivered to other railways in Canada	" "	65 493	64 116	-	-	1 087	1 160
9	Delivered to United States rail connections	" "	22 770	11 390	-	-	366	8 397
<b>134. Soyabean oil meal:</b>								
10	Number of railway cars loaded	carloads	1,781	1,358	-	-	-	-
11	Loaded onto railway cars in Canada	metric tonnes	106 113	88 005	-	-	-	-
12	Received from other railways in Canada	" "	3 181	8 823	-	-	-	-
13	Received from United States rail:							
13	Destined to Canadian points	" "	100 622	20 321	-	-	638	38
14	Destined to United States points	" "	16 540	40 393	-	-	-	4 401
15	<b>Total freight traffic carried(1)</b>	" "	<b>226 456</b>	<b>157 542</b>	-	-	<b>638</b>	<b>4 439</b>
16	Unloaded from railway cars in Canada	" "	197 398	114 297	-	-	-	-
17	Delivered to other railways in Canada	" "	10 450	2 623	-	-	638	38
18	Delivered to United States rail connections	" "	18 609	40 623	-	-	-	4 401
<b>136. Oil seed meals (including cake), n.e.s.:</b>								
19	Number of railway cars loaded	carloads	3,174	4,247	-	-	-	-
20	Loaded onto railway cars in Canada	metric tonnes	176 333	223 423	-	-	-	-
21	Received from other railways in Canada	" "	88 145	45 866	-	-	67	-
22	Received from United States rail:							
22	Destined to Canadian points	" "	1 185	28	-	-	-	-
23	Destined to United States points	" "	56	-	-	-	-	-
24	<b>Total freight traffic carried(1)</b>	" "	<b>265 719</b>	<b>269 317</b>	-	-	<b>67</b>	<b>97</b>
25	Unloaded from railway cars in Canada	" "	243 937	199 553	-	-	67	-
26	Delivered to other railways in Canada	" "	21 488	63 448	-	-	-	-
27	Delivered to United States rail connections	" "	295	6 317	-	-	-	97
<b>138. Feeds of vegetable origin, n.e.s.:</b>								
28	Number of railway cars loaded	carloads	2,926	1,276	-	-	39	31
29	Loaded onto railway cars in Canada	metric tonnes	163 814	58 518	-	-	2 069	1 764
30	Received from other railways in Canada	" "	60 965	20 527	-	-	487	-
31	Received from United States rail:							
31	Destined to Canadian points	" "	33 718	2 895	-	-	679	4 651
32	Destined to United States points	" "	17 031	23 014	-	-	-	10 495
33	<b>Total freight traffic carried(1)</b>	" "	<b>275 528</b>	<b>104 954</b>	-	-	<b>3 235</b>	<b>16 910</b>
34	Unloaded from railway cars in Canada	" "	229 487	69 010	-	-	149	3 962
35	Delivered to other railways in Canada	" "	6 282	1 686	-	-	531	1 924
36	Delivered to United States rail connections	" "	39 759	34 258	-	-	2 556	11 024
<b>140. Feeds of animal origin:</b>								
37	Number of railway cars loaded	carloads	526	801	-	1	-	-
38	Loaded onto railway cars in Canada	metric tonnes	21 872	22 583	-	27	-	-
39	Received from other railways in Canada	" "	302	1 333	-	153	229	-
40	Received from United States rail:							
40	Destined to Canadian points	" "	319	450	-	-	36	-
41	Destined to United States points	" "	432	474	-	-	-	28
42	<b>Total freight traffic carried(1)</b>	" "	<b>22 925</b>	<b>24 840</b>	-	<b>180</b>	<b>265</b>	<b>28</b>
43	Unloaded from railway cars in Canada	" "	16 958	16 464	-	181	36	-
44	Delivered to other railways in Canada	" "	1 201	7 172	-	-	-	-
45	Delivered to United States rail connections	" "	4 766	1 204	-	-	229	28
<b>142. Primary or concentrated feeds:</b>								
46	Number of railway cars loaded	carloads	30	13	-	-	-	-
47	Loaded onto railway cars in Canada	metric tonnes	1 183	1 180	-	-	-	-
48	Received from other railways in Canada	" "	104	-	-	28	-	-
49	Received from United States rail:							
49	Destined to Canadian points	" "	-	-	-	-	-	-
50	Destined to United States points	" "	179	162	-	-	-	-
51	<b>Total freight traffic carried(1)</b>	" "	<b>1 466</b>	<b>1 342</b>	-	<b>28</b>	-	-
52	Unloaded from railway cars in Canada	" "	1 242	1 180	-	28	-	-
53	Delivered to other railways in Canada	" "	-	-	-	-	-	-
54	Delivered to United States rail connections	" "	224	162	-	-	-	-

See footnote(s) at end of table.

TABLEAU 2. Marchandises payantes transportées par chemin de fer au Canada, 1980

Class II - Classe II				Classes III and IV Classes III et IV	Grand total all Railways Total général tous chemins de fer	Type de marchandise	No	
Northern Alberta	Ontario Northland	Quebec North Shore and Labrador	All other Tous autres					
						<b>Denrées alimentaires, aliments pour animaux, boissons et tabacs (charge complète):</b>		
						<b>132. Céréales moulues et dérivées, n.d.a.:</b>		
			139		14,362	wagon	Nombre de wagons chargés	1
			7 055		846 225	tonnes métriques	Chargées sur wagons au Canada	2
			57 108		119 537	" "	En provenance d'autres chemins de fer au Canada	3
						" "	En provenance des Etats-Unis:	
			2 541		40 745	" "	A destination du Canada	4
					30 890	" "	A destination des Etats-Unis	5
			<b>66 704</b>		<b>1 037 397</b>	" "	<b>Total du trafic marchandises transportées(1)</b>	<b>6</b>
			57 602		853 517	" "	Déchargées du wagon au Canada	7
			4 407		136 263	" "	Remises aux autres chemins de fer au Canada	8
			4 696		47 619	" "	Remises au réseau des Etats-Unis	9
							<b>134. Tourteau de soja:</b>	
					3,139	wagon	Nombre de wagons chargés	10
					194 118	tonnes métriques	Chargées sur wagons au Canada	11
			748		12 752	" "	En provenance d'autres chemins de fer au Canada	12
						" "	En provenance des Etats-Unis:	
			36 003		157 622	" "	A destination du Canada	13
					61 334	" "	A destination des Etats-Unis	14
			<b>36 751</b>		<b>425 826</b>	" "	<b>Total du trafic marchandises transportées(1)</b>	<b>15</b>
			35 323		347 018	" "	Déchargées du wagon au Canada	16
			1 395		15 144	" "	Remises aux autres chemins de fer au Canada	17
			33		63 666	" "	Remises au réseau des Etats-Unis	18
							<b>136. Farines de graines oléagineuses (y compris les tourteaux), n.d.a.:</b>	
					8,989	wagon	Nombre de wagons chargés	19
					485 952	tonnes métriques	Chargées sur wagons au Canada	20
			19 882		154 400	" "	En provenance d'autres chemins de fer au Canada	21
						" "	En provenance des Etats-Unis:	
			91		1 304	" "	A destination du Canada	22
			1 497		1 650	" "	A destination des Etats-Unis	23
			<b>21 546</b>		<b>643 306</b>	" "	<b>Total du trafic marchandises transportées(1)</b>	<b>24</b>
			20 049		463 808	" "	Déchargées du wagon au Canada	25
			1 497		172 791	" "	Remises aux autres chemins de fer au Canada	26
					6 709	" "	Remises au réseau des Etats-Unis	27
							<b>138. Aliments d'origine végétale pour animaux, n.d.a.:</b>	
					5,393	wagon	Nombre de wagons chargés	28
					297 567	tonnes métriques	Chargées sur wagons au Canada	29
			62		84 523	" "	En provenance d'autres chemins de fer au Canada	30
						" "	En provenance des Etats-Unis:	
			42 945		84 888	" "	A destination du Canada	31
			660		51 200	" "	A destination des Etats-Unis	32
			<b>164</b>		<b>518 178</b>	" "	<b>Total du trafic marchandises transportées(1)</b>	<b>33</b>
			40 145		342 917	" "	Déchargées du wagon au Canada	34
			5 743		87 342	" "	Remises aux autres chemins de fer au Canada	35
			323		87 920	" "	Remises au réseau des Etats-Unis	36
							<b>140. Aliments d'origine animale pour animaux:</b>	
					1,370	wagon	Nombre de wagons chargés	37
					46 434	tonnes métriques	Chargées sur wagons au Canada	38
			1 952		10 813	" "	En provenance d'autres chemins de fer au Canada	39
			8 796			" "	En provenance des Etats-Unis:	
						" "	A destination du Canada	40
			803		1 608	" "	A destination des Etats-Unis	41
			<b>11 551</b>		<b>59 789</b>	" "	<b>Total du trafic marchandises transportées(1)</b>	<b>42</b>
			8 996		42 635	" "	Déchargées du wagon au Canada	43
			530		8 903	" "	Remises aux autres chemins de fer au Canada	44
			2 025		8 252	" "	Remises au réseau des Etats-Unis	45
							<b>142. Aliments concentrés pour animaux:</b>	
					44	wagon	Nombre de wagons chargés	46
					2 387	tonnes métriques	Chargées sur wagons au Canada	47
			24		156	" "	En provenance d'autres chemins de fer au Canada	48
						" "	En provenance des Etats-Unis:	
						" "	A destination du Canada	49
					341	" "	A destination des Etats-Unis	50
			<b>48</b>		<b>2 884</b>	" "	<b>Total du trafic marchandises transportées(1)</b>	<b>51</b>
					2 450	" "	Déchargées du wagon au Canada	52
					48	" "	Remises aux autres chemins de fer au Canada	53
					386	" "	Remises au réseau des Etats-Unis	54

Voir note(s) à la fin du tableau.



TABLE 2. Revenue Freight Carried by Railways Within Canada, 1980

No.	Commodity		Class I - Classe I		Class II - Classe II			
			Canadian National Canadien National	Canadian Pacific Canadien Pacifique	Algoma Central	British Columbia Railway	Canada Southern (Consolidated Rail)	Chesapeake and Ohio
<b>Food, feed, beverages and tobacco (C.L.):</b>								
<b>144. Secondary or complete animal feeds, n.e.s.:</b>								
1	Number of railway cars loaded	carloads	1,898	1,035	-	-	-	29
2	Loaded onto railway cars in Canada	metric tonnes	70 096	35 800	-	-	-	1 393
3	Received from other railways in Canada	" "	494	14 891	-	26	32	-
	Received from United States rail:							
4	Destined to Canadian points	" "	9 529	8 400	-	-	36	-
5	Destined to United States points	" "	9 793	164 187	-	-	-	3 372
6	<b>Total freight traffic carried(1)</b>	" "	<b>89 912</b>	<b>223 278</b>	-	<b>26</b>	<b>68</b>	<b>4 765</b>
7	Unloaded from railway cars in Canada	" "	58 169	46 045	-	26	-	-
8	Delivered to other railways in Canada	" "	16 924	17 217	-	-	36	1 393
9	Delivered to United States rail connections	" "	14 819	160 016	-	-	32	3 372
<b>146. Non-alcoholic beverages:</b>								
10	Number of railway cars loaded	carloads	28	1	-	40	-	-
11	Loaded onto railway cars in Canada	metric tonnes	866	21	-	657	-	-
12	Received from other railways in Canada	" "	-	-	-	-	-	-
	Received from United States rail:							
13	Destined to Canadian points	" "	-	-	-	-	-	-
14	Destined to United States points	" "	-	-	-	-	-	-
15	<b>Total freight traffic carried(1)</b>	" "	<b>866</b>	<b>21</b>	-	<b>657</b>	-	-
16	Unloaded from railway cars in Canada	" "	866	21	-	657	-	-
17	Delivered to other railways in Canada	" "	-	-	-	-	-	-
18	Delivered to United States rail connections	" "	-	-	-	-	-	-
<b>148. Ale, beer, stout and porter:</b>								
19	Number of railway cars loaded	carloads	234	358	-	1,624	-	-
20	Loaded onto railway cars in Canada	metric tonnes	6 880	11 843	-	26 432	-	-
21	Received from other railways in Canada	" "	1 342	219	-	-	-	-
	Received from United States rail:							
22	Destined to Canadian points	" "	48 862	35 111	-	-	-	-
23	Destined to United States points	" "	2 543	804	-	-	-	35 562
24	<b>Total freight traffic carried(1)</b>	" "	<b>59 627</b>	<b>47 977</b>	-	<b>26 432</b>	-	<b>35 562</b>
25	Unloaded from railway cars in Canada	" "	52 168	46 505	-	26 432	-	-
26	Delivered to other railways in Canada	" "	-	42	-	-	-	45
27	Delivered to United States rail connections	" "	7 459	1 430	-	-	-	83
<b>150. Wines and fermented alcoholic beverages, n.e.s.:</b>								
28	Number of railway cars loaded	carloads	26	220	-	-	-	-
29	Loaded onto railway cars in Canada	metric tonnes	914	3 944	-	-	-	-
30	Received from other railways in Canada	" "	64	186	-	-	-	-
	Received from United States rail:							
31	Destined to Canadian points	" "	4 560	1 302	-	-	-	45
32	Destined to United States points	" "	6 932	7 035	-	-	-	83
33	<b>Total freight traffic carried(1)</b>	" "	<b>12 470</b>	<b>12 467</b>	-	-	-	<b>128</b>
34	Unloaded from railway cars in Canada	" "	5 334	4 266	-	-	-	-
35	Delivered to other railways in Canada	" "	203	19	-	-	-	45
36	Delivered to United States rail connections	" "	6 932	8 183	-	-	-	83
<b>152. Distilled alcoholic beverages:</b>								
37	Number of railway cars loaded	carloads	210	1,005	-	2	44	43
38	Loaded onto railway cars in Canada	metric tonnes	10 306	39 586	-	64	1 657	1 960
39	Received from other railways in Canada	" "	36	1 397	-	85	8 910	-
	Received from United States rail:							
40	Destined to Canadian points	" "	-	269	-	-	-	-
41	Destined to United States points	" "	177	2 488	-	-	-	517
42	<b>Total freight traffic carried(1)</b>	" "	<b>10 519</b>	<b>43 740</b>	-	<b>149</b>	<b>10 567</b>	<b>2 477</b>
43	Unloaded from railway cars in Canada	" "	4 228	15 199	-	149	8 666	-
44	Delivered to other railways in Canada	" "	669	924	-	-	-	81
45	Delivered to United States rail connections	" "	5 622	27 618	-	-	1 901	2 397
<b>154. Cigarettes:</b>								
46	Number of railway cars loaded	carloads	-	1,402	-	-	-	-
47	Loaded onto railway cars in Canada	metric tonnes	-	26 058	-	-	-	-
48	Received from other railways in Canada	" "	-	-	-	-	-	-
	Received from United States rail:							
49	Destined to Canadian points	" "	-	-	-	-	-	-
50	Destined to United States points	" "	-	-	-	-	-	-
51	<b>Total freight traffic carried(1)</b>	" "	-	<b>26 058</b>	-	-	-	-
52	Unloaded from railway cars in Canada	" "	-	26 058	-	-	-	-
53	Delivered to other railways in Canada	" "	-	-	-	-	-	-
54	Delivered to United States rail connections	" "	-	-	-	-	-	-

See footnote(s) at end of table.

TABLEAU 2. Marchandises payantes transportées par chemin de fer au Canada, 1980

Class II - Classe II				Classes III and IV	Grand total all Railways	Type de marchandise	No	
Northern Alberta	Ontario Northland	Quebec North Shore and Labrador	All other Tous autres					Classes III et IV
						<b>Denrees alimentaires, aliments pour animaux, boissons et tabacs (charge complete):</b>		
						<b>144. Aliments complets pour animaux, n.d.a.:</b>		
3	-	-	4	-	2,969	wagon	Nombre de wagons chargés	1
136	-	-	138	-	107 563	tonnes métriques	Chargées sur wagons au Canada	2
-	-	-	29 728	-	45 171	" "	En provenance d'autres chemins de fer au Canada	3
-	-	-	5 912	-	23 877	" "	En provenance des Etats-Unis:	
-	-	-	445	-	177 797	" "	A destination du Canada	4
-	-	-	-	-	-	" "	A destination des Etats-Unis	5
<b>136</b>	-	-	<b>36 223</b>	-	<b>354 408</b>	" "	<b>Total du trafic marchandises transportées(1)</b>	<b>6</b>
-	-	-	26 735	-	130 975	" "	Déchargées du wagon au Canada	7
136	-	-	4 522	-	40 228	" "	Remises aux autres chemins de fer au Canada	8
-	-	-	4 966	-	183 205	" "	Remises au réseau des Etats-Unis	9
						<b>146. Boissons non alcooliques:</b>		
-	16	57	2	-	144	wagon	Nombre de wagons chargés	10
-	240	1 612	95	-	3 491	tonnes métriques	Chargées sur wagons au Canada	11
-	-	-	1 270	-	1 270	" "	En provenance d'autres chemins de fer au Canada	12
-	-	-	-	-	-	" "	En provenance des Etats-Unis:	
-	-	-	-	-	-	" "	A destination du Canada	13
-	-	-	-	-	-	" "	A destination des Etats-Unis	14
-	<b>240</b>	<b>1 612</b>	<b>1 365</b>	-	<b>4 761</b>	" "	<b>Total du trafic marchandises transportées(1)</b>	<b>15</b>
-	240	1 089	1 270	-	4 143	" "	Déchargées du wagon au Canada	16
-	-	523	-	-	523	" "	Remises aux autres chemins de fer au Canada	17
-	-	-	95	-	95	" "	Remises au réseau des Etats-Unis	18
						<b>148. Ale, biere, stout et porter:</b>		
-	29	123	-	-	2,368	wagon	Nombre de wagons chargés	19
-	473	3 447	-	-	49 075	tonnes métriques	Chargées sur wagons au Canada	20
-	-	-	651	-	2 212	" "	En provenance d'autres chemins de fer au Canada	21
-	-	-	6 956	-	90 929	" "	En provenance des Etats-Unis:	
-	-	-	42	-	38 951	" "	A destination du Canada	22
-	-	-	-	-	-	" "	A destination des Etats-Unis	23
-	<b>473</b>	<b>3 447</b>	<b>7 649</b>	-	<b>181 167</b>	" "	<b>Total du trafic marchandises transportées(1)</b>	<b>24</b>
-	473	2 739	5 748	-	134 065	" "	Déchargées du wagon au Canada	25
-	-	709	1 859	-	2 610	" "	Remises aux autres chemins de fer au Canada	26
-	-	-	42	-	44 493	" "	Remises au réseau des Etats-Unis	27
						<b>150. Vins et boissons alcooliques fermentées, n.d.a.:</b>		
-	-	1	-	-	247	wagon	Nombre de wagons chargés	28
-	-	13	-	-	4 871	tonnes métriques	Chargées sur wagons au Canada	29
-	-	-	-	-	250	" "	En provenance d'autres chemins de fer au Canada	30
-	-	-	1 426	-	7 333	" "	En provenance des Etats-Unis:	
-	-	-	-	-	14 050	" "	A destination du Canada	31
-	-	-	-	-	-	" "	A destination des Etats-Unis	32
-	-	<b>13</b>	<b>1 426</b>	-	<b>26 504</b>	" "	<b>Total du trafic marchandises transportées(1)</b>	<b>33</b>
-	-	13	968	-	10 581	" "	Déchargées du wagon au Canada	34
-	-	-	458	-	725	" "	Remises aux autres chemins de fer au Canada	35
-	-	-	-	-	15 198	" "	Remises au réseau des Etats-Unis	36
						<b>152. Boissons alcooliques distillées:</b>		
5	-	13	120	-	1,442	wagon	Nombre de wagons chargés	37
113	-	218	6 325	-	60 229	tonnes métriques	Chargées sur wagons au Canada	38
-	161	-	568	-	11 157	" "	En provenance d'autres chemins de fer au Canada	39
-	-	-	1 915	-	2 184	" "	En provenance des Etats-Unis:	
-	-	-	151	-	3 333	" "	A destination du Canada	40
-	-	-	-	-	-	" "	A destination des Etats-Unis	41
<b>113</b>	<b>161</b>	<b>218</b>	<b>8 959</b>	-	<b>76 903</b>	" "	<b>Total du trafic marchandises transportées(1)</b>	<b>42</b>
-	-	-	2 112	-	30 846	" "	Déchargées du wagon au Canada	43
113	161	218	1 343	-	3 017	" "	Remises aux autres chemins de fer au Canada	44
-	-	-	5 504	-	43 042	" "	Remises au réseau des Etats-Unis	45
						<b>154. Cigarettes:</b>		
-	-	-	-	-	1,402	wagon	Nombre de wagons chargés	46
-	-	-	-	-	26 058	tonnes métriques	Chargées sur wagons au Canada	47
-	-	-	27	-	27	" "	En provenance d'autres chemins de fer au Canada	48
-	-	-	-	-	-	" "	En provenance des Etats-Unis:	
-	-	-	-	-	-	" "	A destination du Canada	49
-	-	-	-	-	-	" "	A destination des Etats-Unis	50
-	-	-	<b>27</b>	-	<b>26 085</b>	" "	<b>Total du trafic marchandises transportées(1)</b>	<b>51</b>
-	-	-	-	-	26 058	" "	Déchargées du wagon au Canada	52
-	-	-	-	-	-	" "	Remises aux autres chemins de fer au Canada	53
-	-	-	-	-	27	" "	Remises au réseau des Etats-Unis	54

Voir note(s) à la fin du tableau.

TABLE 2. Revenue Freight Carried by Railways Within Canada, 1980

Commodity		Class I - Classe I		Class II - Classe II			
		Canadian National Canadien National	Canadian Pacific Canadien Pacifique	Algoma Central	British Columbia Railway	Canadian Southern (Consolidated Rail)	Chesapeake and Ohio
<b>Food, feed, beverages and tobacco (C.L.):</b>							
<b>156. Tobacco, unmanufactured:</b>							
1	Number of railway cars loaded		1	2	-	-	-
2	Loaded onto railway cars in Canada	carloads	9	23	-	-	-
3	Received from other railways in Canada	metric tonnes	-	-	-	-	-
4	Received from United States rail	" "	-	-	-	-	-
5	Destined to Canadian points	" "	-	-	-	-	-
6	Destined to United States points	" "	-	-	-	-	-
7	<b>Total freight traffic carried(1)</b>	" "	<b>9</b>	<b>23</b>	-	-	-
8	Unloaded from railway cars in Canada	" "	9	23	-	-	-
9	Delivered to other railways in Canada	" "	-	-	-	-	-
10	Delivered to United States rail connections	" "	-	-	-	-	-
<b>158. Tobacco, manufactured, n.e.s.:</b>							
11	Number of railway cars loaded	carloads	-	1	-	-	-
12	Loaded onto railway cars in Canada	metric tonnes	-	19	-	-	-
13	Received from other railways in Canada	" "	-	-	-	-	-
14	Received from United States rail	" "	-	-	-	-	-
15	Destined to Canadian points	" "	-	-	-	-	-
16	Destined to United States points	" "	-	-	-	-	-
17	<b>Total freight traffic carried(1)</b>	" "	-	<b>19</b>	-	-	-
18	Unloaded from railway cars in Canada	" "	-	19	-	-	-
19	Delivered to other railways in Canada	" "	-	-	-	-	-
20	Delivered to United States rail connections	" "	-	-	-	-	-
<b>992. Total:</b>							
21	Number of railway cars loaded	carloads	263 953	250 715	-	6 902	2 279
22	Loaded onto railway cars in Canada	metric tonnes	15 299 073	15 333 483	-	240 292	147 596
23	Received from other railways in Canada	" "	1 617 805	821 549	488	1 369	21 918
24	Received from United States rail	" "	-	-	-	-	-
25	Destined to Canadian points	" "	1 245 648	378 380	-	-	14 012
26	Destined to United States points	" "	425 305	428 669	-	-	408 438
27	<b>Total freight traffic carried(1)</b>	" "	<b>18 587 831</b>	<b>16 962 081</b>	<b>488</b>	<b>241 661</b>	<b>571 786</b>
28	Unloaded from railway cars in Canada	" "	16 930 813	15 846 802	488	176 230	10 016
29	Delivered to other railways in Canada	" "	946 469	477 121	-	65 432	166 495
30	Delivered to United States rail connections	" "	710 549	638 158	-	-	22 554
<b>Section III:</b>							
<b>Crude materials, inedible (C.L.):</b>							
<b>160. Raw hides and skins including fur skins:</b>							
31	Number of railway cars loaded	carloads	4	256	-	-	-
32	Loaded onto railway cars in Canada	metric tonnes	1 113	8 176	-	-	-
33	Received from other railways in Canada	" "	-	-	-	-	-
34	Received from United States rail	" "	-	-	-	-	44
35	Destined to Canadian points	" "	6 828	152	-	-	-
36	Destined to United States points	" "	717	1 529	-	-	221
37	<b>Total freight traffic carried(1)</b>	" "	<b>7 658</b>	<b>9 857</b>	-	-	<b>44</b>
38	Unloaded from railway cars in Canada	" "	6 896	5 107	-	-	-
39	Delivered to other railways in Canada	" "	-	39	-	-	-
40	Delivered to United States rail connections	" "	762	4 712	-	-	44
<b>162. Primary tankage:</b>							
41	Number of railway cars loaded	carloads	35	221	-	-	-
42	Loaded onto railway cars in Canada	metric tonnes	1 598	11 518	-	-	-
43	Received from other railways in Canada	" "	-	387	-	-	-
44	Received from United States rail	" "	-	-	-	-	-
45	Destined to Canadian points	" "	2 524	1 903	-	-	-
46	Destined to United States points	" "	307	1 180	-	-	1 415
47	<b>Total freight traffic carried(1)</b>	" "	<b>4 429</b>	<b>14 988</b>	-	-	<b>1 415</b>
48	Unloaded from railway cars in Canada	" "	3 905	8 737	-	-	-
49	Delivered to other railways in Canada	" "	218	2 276	-	-	-
50	Delivered to United States rail connections	" "	307	3 975	-	-	1 415
<b>164. Crude animal products, inedible, n.e.s. (excluding fibres):</b>							
51	Number of railway cars loaded	carloads	12	3	-	23	-
52	Loaded onto railway cars in Canada	metric tonnes	452	34	-	1 132	-
53	Received from other railways in Canada	" "	95	134	-	9	-
54	Received from United States rail	" "	-	-	-	-	-
55	Destined to Canadian points	" "	1 924	396	-	-	170
56	Destined to United States points	" "	-	-	-	-	-
57	<b>Total freight traffic carried(1)</b>	" "	<b>2 471</b>	<b>564</b>	-	<b>1 141</b>	<b>170</b>
58	Unloaded from railway cars in Canada	" "	2 040	564	-	1 141	170
59	Delivered to other railways in Canada	" "	431	-	-	-	-
60	Delivered to United States rail connections	" "	-	-	-	-	-

See footnote(s) at end of table.

TABLEAU 2. Marchandises payantes transportées par chemin de fer au Canada, 1980

Class II - Classe II				Classes III and IV	Grand total all Railways	Type de marchandise	No	
Northern Alberta	Ontario Northland	Quebec North Shore and Labrador	All other Tous autres					Classes III et IV
						<b>Denrées alimentaires, aliments pour animaux, boissons et tabacs (charge complète):</b>		
						<b>156. Tabacs bruts:</b>		
			50		53	wagon	Nombre de wagons chargés	1
			1 596		1 628	tonnes métriques	Chargées sur wagons au Canada	2
							En provenance d'autres chemins de fer au Canada	3
			628		628	" "	En provenance des Etats-Unis:	4
						" "	A destination du Canada	5
						" "	A destination des Etats-Unis	6
			<b>2 224</b>		<b>2 256</b>	" "	<b>Total du trafic marchandises transportées(1)</b>	7
			628		660	" "	Déchargées du wagon au Canada	8
						" "	Remises aux autres chemins de fer au Canada	9
			1 596		1 596	" "	Remises au réseau des Etats-Unis	10
							<b>158. Tabacs fabriqués, n.d.a.:</b>	11
						1 wagon	Nombre de wagons chargés	12
					19	tonnes métriques	Chargées sur wagons au Canada	13
						" "	En provenance d'autres chemins de fer au Canada	14
						" "	En provenance des Etats-Unis:	15
						" "	A destination du Canada	16
						" "	A destination des Etats-Unis	17
					<b>19</b>	" "	<b>Total du trafic marchandises transportées(1)</b>	18
					19	" "	Déchargées du wagon au Canada	19
						" "	Remises aux autres chemins de fer au Canada	20
						" "	Remises au réseau des Etats-Unis	21
							<b>992. Total:</b>	22
20 409	77	873	2 336		552 179	wagon	Nombre de wagons chargés	23
1 232 541	1 313	20 291	90 559		32 528 272	tonnes métriques	Chargées sur wagons au Canada	24
112 981	3 230		485 109		3 064 940	" "	En provenance d'autres chemins de fer au Canada	25
			247 711		1 901 034	" "	En provenance des Etats-Unis:	26
			4 354	1 826	1 268 580	" "	A destination du Canada	27
						" "	A destination des Etats-Unis	28
<b>1 345 522</b>	<b>4 543</b>	<b>20 291</b>	<b>827 733</b>	<b>1 826</b>	<b>38 762 826</b>	" "	<b>Total du trafic marchandises transportées(1)</b>	29
3 783	4 296	18 928	613 397		33 620 597	" "	Déchargées du wagon au Canada	30
1 341 739	247	1 363	178 296		3 321 961	" "	Remises aux autres chemins de fer au Canada	31
			36 037	1 826	1 820 267	" "	Remises au réseau des Etats-Unis	32
							<b>Section III:</b>	33
							<b>Matières brutes, non comestibles (charge complète):</b>	34
							<b>160. Cuirs et peaux bruts, y compris les pelletteries:</b>	35
						251 wagon	Nombre de wagons chargés	36
	13				8 302	tonnes métriques	Chargées sur wagons au Canada	37
			44		88	" "	En provenance d'autres chemins de fer au Canada	38
						" "	En provenance des Etats-Unis:	39
			42		7 022	" "	A destination du Canada	40
					2 467	" "	A destination des Etats-Unis	41
	<b>13</b>		<b>86</b>		<b>17 879</b>	" "	<b>Total du trafic marchandises transportées(1)</b>	42
	13				12 016	" "	Déchargées du wagon au Canada	43
			86		125	" "	Remises aux autres chemins de fer au Canada	44
					5 739	" "	Remises au réseau des Etats-Unis	45
							<b>162. Déchets d'abattoir non conditionnés:</b>	46
						256 wagon	Nombre de wagons chargés	47
					13 116	tonnes métriques	Chargées sur wagons au Canada	48
			2 188		2 575	" "	En provenance d'autres chemins de fer au Canada	49
						" "	En provenance des Etats-Unis:	50
			374		4 801	" "	A destination du Canada	51
			253		3 155	" "	A destination des Etats-Unis	52
			<b>2 815</b>		<b>23 647</b>	" "	<b>Total du trafic marchandises transportées(1)</b>	53
			2 306		14 948	" "	Déchargées du wagon au Canada	54
			509		3 003	" "	Remises aux autres chemins de fer au Canada	55
					5 697	" "	Remises au réseau des Etats-Unis	56
							<b>164. Produits bruts d'origine animale, non comestibles, n.d.a. (sauf les fibres):</b>	57
						38 wagon	Nombre de wagons chargés	58
					1 618	tonnes métriques	Chargées sur wagons au Canada	59
			200		438	" "	En provenance d'autres chemins de fer au Canada	60
						" "	En provenance des Etats-Unis:	61
			833		3 323	" "	A destination du Canada	62
						" "	A destination des Etats-Unis	63
			<b>1 033</b>		<b>5 379</b>	" "	<b>Total du trafic marchandises transportées(1)</b>	64
			394		4 309	" "	Déchargées du wagon au Canada	65
			639		1 070	" "	Remises aux autres chemins de fer au Canada	66
						" "	Remises au réseau des Etats-Unis	67

Voir note(s) à la fin du tableau.



TABLE 2. Revenue Freight Carried by Railways Within Canada, 1980

No.	Commodity		Class I - Classe I		Class II - Classe II			
			Canadian National Canadien National	Canadian Pacific Canadien Pacifique	Algoma Central	British Columbia Railway	Canada Southern (Consolidated Rail)	Chesapeake and Ohio
<b>Crude materials, inedible (C.L.):</b>								
<b>166. Seeds for sowing, n.e.s.:</b>								
1	Number of railway cars loaded	carloads	214	715	-	628	-	-
2	Loaded onto railway cars in Canada	metric tonnes	10 395	17 279	-	39 179	-	-
3	Received from other railways in Canada	" "	1 508	2 363	-	54	-	-
Received from United States rail:								
4	Destined to Canadian points	" "	1 794	1 524	-	-	-	-
5	Destined to United States points	" "	102	967	-	-	-	111
6	<b>Total freight traffic carried(1)</b>	" "	<b>13 799</b>	<b>22 133</b>	-	<b>39 233</b>	-	<b>111</b>
7	Unloaded from railway cars in Canada	" "	12 193	19 884	-	38 871	-	-
8	Delivered to other railways in Canada	" "	172	279	-	363	-	-
9	Delivered to United States rail connections	" "	1 434	1 971	-	-	-	111
<b>166. Flaxseed:</b>								
10	Number of railway cars loaded	carloads	2,858	5,570	-	-	-	-
11	Loaded onto railway cars in Canada	metric tonnes	183 477	313 763	-	-	-	-
12	Received from other railways in Canada	" "	7 590	1 451	-	-	-	-
Received from United States rail:								
13	Destined to Canadian points	" "	-	-	-	-	-	-
14	Destined to United States points	" "	-	-	-	-	-	-
15	<b>Total freight traffic carried(1)</b>	" "	<b>191 067</b>	<b>315 214</b>	-	-	-	-
16	Unloaded from railway cars in Canada	" "	186 563	315 212	-	-	-	-
17	Delivered to other railways in Canada	" "	4 504	3	-	-	-	-
18	Delivered to United States rail connections	" "	-	-	-	-	-	-
<b>170. Rapeseed:</b>								
19	Number of railway cars loaded	carloads	13,243	8,567	-	-	-	-
20	Loaded onto railway cars in Canada	metric tonnes	881 058	559 052	-	-	-	-
21	Received from other railways in Canada	" "	152 301	42 022	-	-	-	-
Received from United States rail:								
22	Destined to Canadian points	" "	-	-	-	-	-	-
23	Destined to United States points	" "	-	-	-	-	-	-
24	<b>Total freight traffic carried(1)</b>	" "	<b>1 033 359</b>	<b>601 074</b>	-	-	-	-
25	Unloaded from railway cars in Canada	" "	997 995	600 118	-	-	-	-
26	Delivered to other railways in Canada	" "	35 364	886	-	-	-	-
27	Delivered to United States rail connections	" "	-	69	-	-	-	-
<b>172. Soybeans:</b>								
28	Number of railway cars loaded	carloads	68	65	-	-	-	2
29	Loaded onto railway cars in Canada	metric tonnes	4 749	4 760	-	-	-	175
30	Received from other railways in Canada	" "	-	175	-	-	-	-
Received from United States rail:								
31	Destined to Canadian points	" "	113	-	-	-	-	51
32	Destined to United States points	" "	-	-	-	-	-	-
33	<b>Total freight traffic carried(1)</b>	" "	<b>4 862</b>	<b>4 935</b>	-	-	-	<b>226</b>
34	Unloaded from railway cars in Canada	" "	4 863	4 935	-	-	-	-
35	Delivered to other railways in Canada	" "	-	-	-	-	-	175
36	Delivered to United States rail connections	" "	-	-	-	-	-	51
<b>174. Oil seeds, oil nuts and oil kernels, n.e.s.:</b>								
37	Number of railway cars loaded	carloads	1,089	2,309	-	-	-	-
38	Loaded onto railway cars in Canada	metric tonnes	49 442	87 437	-	-	-	-
39	Received from other railways in Canada	" "	163	2 572	-	-	-	-
Received from United States rail:								
40	Destined to Canadian points	" "	6 998	24 269	-	-	316	53
41	Destined to United States points	" "	-	154	-	-	-	-
42	<b>Total freight traffic carried(1)</b>	" "	<b>56 603</b>	<b>114 432</b>	-	-	<b>316</b>	<b>53</b>
43	Unloaded from railway cars in Canada	" "	54 750	109 666	-	-	-	53
44	Delivered to other railways in Canada	" "	19	1 773	-	-	316	-
45	Delivered to United States rail connections	" "	1 834	2 994	-	-	-	-
<b>176. Rubber and allied gums, natural:</b>								
46	Number of railway cars loaded	carloads	281	917	-	-	1	-
47	Loaded onto railway cars in Canada	metric tonnes	13 661	45 052	-	-	50	-
48	Received from other railways in Canada	" "	1 271	4 814	-	-	-	-
Received from United States rail:								
49	Destined to Canadian points	" "	41	36	-	-	-	-
50	Destined to United States points	" "	82	43	-	-	-	-
51	<b>Total freight traffic carried(1)</b>	" "	<b>15 055</b>	<b>49 945</b>	-	-	<b>50</b>	-
52	Unloaded from railway cars in Canada	" "	14 973	40 375	-	-	-	-
53	Delivered to other railways in Canada	" "	-	9 527	-	-	50	-
54	Delivered to United States rail connections	" "	82	43	-	-	-	-

See footnote(s) at end of table.

TABLEAU 2. Marchandises payantes transportées par chemin de fer au Canada, 1980

Class II - Classe II				Classes III and IV	Grand total all Railways	Type de marchandise	No	
Northern Alberta	Ontario Northland	Quebec North Shore and Labrador	All other Tous autres	Classes III et IV	Total général tous chemins de fer			
						<b>Matières brutes, non comestibles (charge complète):</b>		
						<b>166. Semences, n.d.a.:</b>		
72	-	-	1	-	1 630	wagon	Nombre de wagons chargés	1
3 888	-	-	24	-	70 765	tonnes métriques	Chargées sur wagons au Canada	2
114	-	-	415	-	4 454	" "	En provenance d'autres chemins de fer au Canada	3
-	-	-	27	-	3 345	" "	En provenance des Etats-Unis:	
-	-	-	-	-	1 180	" "	A destination du Canada	4
-	-	-	-	-	-	" "	A destination des Etats-Unis	5
<b>4 002</b>	-	-	<b>466</b>	-	<b>79 744</b>	" "	<b>Total du trafic marchandises transportées(1)</b>	<b>6</b>
-	-	-	442	-	71 390	" "	Déchargées du wagon au Canada	7
4 002	-	-	-	-	4 816	" "	Remises aux autres chemins de fer au Canada	8
-	-	-	24	-	3 540	" "	Remises au réseau des Etats-Unis	9
						<b>168. Lin:</b>		
100	-	-	-	-	8 528	wagon	Nombre de wagons chargés	10
6 975	-	-	-	-	504 215	tonnes métriques	Chargées sur wagons au Canada	11
767	-	-	-	-	9 808	" "	En provenance d'autres chemins de fer au Canada	12
-	-	-	-	-	-	" "	En provenance des Etats-Unis:	
-	-	-	-	-	-	" "	A destination du Canada	13
-	-	-	-	-	-	" "	A destination des Etats-Unis	14
<b>7 742</b>	-	-	-	-	<b>514 023</b>	" "	<b>Total du trafic marchandises transportées(1)</b>	<b>15</b>
-	-	-	-	-	501 775	" "	Déchargées du wagon au Canada	16
7 743	-	-	-	-	12 250	" "	Remises aux autres chemins de fer au Canada	17
-	-	-	-	-	-	" "	Remises au réseau des Etats-Unis	18
						<b>170. Colza:</b>		
3 965	-	-	-	-	25 775	wagon	Nombre de wagons chargés	19
140 744	-	-	-	-	1 580 854	tonnes métriques	Chargées sur wagons au Canada	20
80 073	-	-	-	-	214 396	" "	En provenance d'autres chemins de fer au Canada	21
-	-	-	-	-	-	" "	En provenance des Etats-Unis:	
-	-	-	-	-	-	" "	A destination du Canada	22
-	-	-	-	-	-	" "	A destination des Etats-Unis	23
160 817	-	-	-	-	<b>1 795 250</b>	" "	<b>Total du trafic marchandises transportées(1)</b>	<b>24</b>
1 960	-	-	-	-	1 600 073	" "	Déchargées du wagon au Canada	25
158 857	-	-	-	-	195 107	" "	Remises aux autres chemins de fer au Canada	26
-	-	-	-	-	69	" "	Remises au réseau des Etats-Unis	27
						<b>172. Soja:</b>		
-	-	-	93	-	228	wagon	Nombre de wagons chargés	28
-	-	-	4 380	-	14 064	tonnes métriques	Chargées sur wagons au Canada	29
-	-	-	-	-	175	" "	En provenance d'autres chemins de fer au Canada	30
-	-	-	-	-	113	" "	En provenance des Etats-Unis:	
-	-	-	-	-	51	" "	A destination du Canada	31
-	-	-	-	-	51	" "	A destination des Etats-Unis	32
-	-	-	<b>4 380</b>	-	<b>14 403</b>	" "	<b>Total du trafic marchandises transportées(1)</b>	<b>33</b>
-	-	-	-	-	9 798	" "	Déchargées du wagon au Canada	34
-	-	-	-	-	175	" "	Remises aux autres chemins de fer au Canada	35
-	-	-	4 380	-	4 431	" "	Remises au réseau des Etats-Unis	36
						<b>174. Graines oléagineuses, noix oléagineuses et amandes oléagineuses, n.d.a.:</b>		
-	-	-	1	-	3 399	wagon	Nombre de wagons chargés	37
-	-	-	48	-	136 927	tonnes métriques	Chargées sur wagons au Canada	38
-	-	-	1 694	-	4 429	" "	En provenance d'autres chemins de fer au Canada	39
-	-	-	-	-	-	" "	En provenance des Etats-Unis:	
-	-	-	5 679	-	37 315	" "	A destination du Canada	40
-	-	-	-	-	154	" "	A destination des Etats-Unis	41
-	-	-	<b>7 421</b>	-	<b>178 825</b>	" "	<b>Total du trafic marchandises transportées(1)</b>	<b>42</b>
-	-	-	3 736	-	168 205	" "	Déchargées du wagon au Canada	43
-	-	-	3 599	-	5 707	" "	Remises aux autres chemins de fer au Canada	44
-	-	-	85	-	4 913	" "	Remises au réseau des Etats-Unis	45
						<b>176. Caoutchouc et gommages analogues:</b>		
-	-	-	54	-	1 253	wagon	Nombre de wagons chargés	46
-	-	-	2 785	-	61 548	tonnes métriques	Chargées sur wagons au Canada	47
-	-	-	53 962	-	60 047	" "	En provenance d'autres chemins de fer au Canada	48
-	-	-	-	-	-	" "	En provenance des Etats-Unis:	
-	-	-	4 370	-	4 447	" "	A destination du Canada	49
-	-	-	-	-	125	" "	A destination des Etats-Unis	50
-	-	-	<b>61 117</b>	-	<b>126 167</b>	" "	<b>Total du trafic marchandises transportées(1)</b>	<b>51</b>
-	-	-	9 549	-	64 897	" "	Déchargées du wagon au Canada	52
-	-	-	51 310	-	60 887	" "	Remises aux autres chemins de fer au Canada	53
-	-	-	258	-	383	" "	Remises au réseau des Etats-Unis	54

Voir note(s) à la fin du tableau.

TABLE 2. Revenue Freight Carried by Railways Within Canada, 1980

No.	Commodity		Class I - Classe I		Class II - Classe II			
			Canadian National Canadien National	Canadian Pacific Canadien Pacifique	Algoma Central	British Columbia Railway	Canada Southern (Consolidated Rail)	Chesapeake and Ohio
<b>Crude materials, inedible (C.L.):</b>								
<b>178. Peatmoss and mosses, n.e.s.:</b>								
1	Number of railway cars loaded	carloads	754	997	-	-	-	-
2	Loaded onto railway cars in Canada	metric tonnes	24 538	23 377	-	-	-	-
3	Received from other railways in Canada	" "	109	-	-	-	-	-
4	Received from United States rail:	" "	-	-	-	-	-	-
5	Destined to Canadian points	" "	118	-	-	-	-	-
6	Destined to United States points	" "	-	-	-	-	-	509
6	<b>Total freight traffic carried(1)</b>	" "	<b>24 765</b>	<b>23 377</b>	-	-	-	<b>509</b>
7	Unloaded from railway cars in Canada	" "	934	6 573	-	-	-	-
8	Delivered to other railways in Canada	" "	-	1 732	-	-	-	-
9	Delivered to United States rail connections	" "	23 830	15 072	-	-	-	509
<b>180. Other crude vegetable materials inedible, n.e.s.:</b>								
10	Number of railway cars loaded	carloads	14	63	-	3	-	-
11	Loaded onto railway cars in Canada	metric tonnes	623	1 168	-	191	-	-
12	Received from other railways in Canada	" "	290	1 209	-	-	-	-
13	Received from United States rail:	" "	-	-	-	-	-	-
14	Destined to Canadian points	" "	3 160	1 850	-	-	-	-
15	Destined to United States points	" "	314	357	-	-	-	64
15	<b>Total freight traffic carried(1)</b>	" "	<b>4 387</b>	<b>4 584</b>	-	<b>191</b>	-	<b>64</b>
16	Unloaded from railway cars in Canada	" "	3 865	3 866	-	191	-	-
17	Delivered to other railways in Canada	" "	209	361	-	-	-	-
18	Delivered to United States rail connections	" "	314	357	-	-	-	64
<b>182. Logs and bolts of wood:</b>								
19	Number of railway cars loaded	carloads	18,283	14,027	3,710	8,674	8	1
20	Loaded onto railway cars in Canada	metric tonnes	808 295	762 953	142 540	542 761	263	51
21	Received from other railways in Canada	" "	1 260	2 941	-	-	47	-
22	Received from United States rail:	" "	-	-	-	-	-	-
23	Destined to Canadian points	" "	1 414	2 929	-	-	-	23
24	Destined to United States points	" "	-	-	-	-	-	72
24	<b>Total freight traffic carried(1)</b>	" "	<b>810 969</b>	<b>768 823</b>	<b>142 540</b>	<b>542 761</b>	<b>310</b>	<b>146</b>
25	Unloaded from railway cars in Canada	" "	810 336	759 794	141 409	541 198	-	23
26	Delivered to other railways in Canada	" "	189	589	1 130	1 007	-	-
27	Delivered to United States rail connections	" "	445	8 440	-	556	310	122
<b>184. Fence posts, pitprops and piling of wood:</b>								
28	Number of railway cars loaded	carloads	178	111	-	667	-	-
29	Loaded onto railway cars in Canada	metric tonnes	8 019	4 021	-	34 418	-	-
30	Received from other railways in Canada	" "	105	181	-	-	33	-
31	Received from United States rail:	" "	-	-	-	-	-	-
32	Destined to Canadian points	" "	45	150	-	-	-	-
33	Destined to United States points	" "	-	64	-	-	-	-
33	<b>Total freight traffic carried(1)</b>	" "	<b>8 169</b>	<b>4 416</b>	-	<b>34 418</b>	<b>33</b>	-
34	Unloaded from railway cars in Canada	" "	7 362	3 107	-	12 339	-	-
35	Delivered to other railways in Canada	" "	127	132	-	22 079	-	-
36	Delivered to United States rail connections	" "	680	1 177	-	-	33	-
<b>186. Round timber, n.e.s.:</b>								
37	Number of railway cars loaded	carloads	1,259	1,235	50	-	2	-
38	Loaded onto railway cars in Canada	metric tonnes	59 240	51 254	1 999	-	57	-
39	Received from other railways in Canada	" "	12 370	14 459	503	-	900	-
40	Received from United States rail:	" "	-	-	-	-	-	-
41	Destined to Canadian points	" "	30 502	5 065	-	-	47	374
42	Destined to United States points	" "	2 086	1 919	-	-	-	103
42	<b>Total freight traffic carried(1)</b>	" "	<b>104 198</b>	<b>72 697</b>	<b>2 502</b>	-	<b>1 004</b>	<b>477</b>
43	Unloaded from railway cars in Canada	" "	75 597	53 232	472	-	601	-
44	Delivered to other railways in Canada	" "	9 630	2 637	2 031	-	107	374
45	Delivered to United States rail connections	" "	18 972	16 827	-	-	297	103
<b>188. Pulpwood logs:</b>								
46	Number of railway cars loaded	carloads	42,422	6,319	1,410	-	-	-
47	Loaded onto railway cars in Canada	metric tonnes	2 378 357	443 667	71 641	-	-	-
48	Received from other railways in Canada	" "	152 596	443 590	-	58	-	33
49	Received from United States rail:	" "	-	-	-	-	-	-
50	Destined to Canadian points	" "	1 178	473	-	-	-	-
51	Destined to United States points	" "	419	697	-	-	-	28
51	<b>Total freight traffic carried(1)</b>	" "	<b>2 532 550</b>	<b>888 427</b>	<b>71 641</b>	<b>58</b>	-	<b>60</b>
52	Unloaded from railway cars in Canada	" "	1 680 956	880 559	62 285	58	-	-
53	Delivered to other railways in Canada	" "	663 414	3	2 159	-	-	-
54	Delivered to United States rail connections	" "	188 179	7 864	7 198	-	-	60

See footnote(s) at end of table.

TABLEAU 2. Marchandises payantes transportées par chemin de fer au Canada, 1980

Class II - Classe II				Classes III et IV	Grand total all Railways	Type de marchandise	No	
Northern Alberta	Ontario Northland	Quebec North Shore and Labrador	All other Tous autres	Classes III et IV	Total general tous chemins de fer			
						<b>Matières brutes, non comestibles (charge complète):</b>		
						<b>178. Tourbe et autres mousses, n.d.a.:</b>		
			106		1 857	wagon	Nombre de wagons chargés	1
			2 114		50 029	tonnes métriques	Chargées sur wagons au Canada	2
			928		1 037	" "	En provenance d'autres chemins de fer au Canada	3
					118	" "	En provenance des Etats-Unis:	
					509	" "	A destination du Canada	4
						" "	A destination des Etats-Unis	5
			<b>3 042</b>		<b>51 693</b>	" "	<b>Total du trafic marchandises transportées(1)</b>	<b>6</b>
			89		7 596	" "	Déchargées du wagon au Canada	7
					1 732	" "	Remises aux autres chemins de fer au Canada	8
			2 952		42 363	" "	Remises au réseau des Etats-Unis	9
							<b>180. Autres matières brutes d'origine végétale, non comestibles, n.d.a.:</b>	
					80	wagon	Nombre de wagons chargés	10
					1 982	tonnes métriques	Chargées sur wagons au Canada	11
272	54				1 825	" "	En provenance d'autres chemins de fer au Canada	12
			3 602		8 612	" "	En provenance des Etats-Unis:	
					735	" "	A destination du Canada	13
						" "	A destination des Etats-Unis	14
<b>272</b>	<b>54</b>		<b>3 602</b>		<b>13 154</b>	" "	<b>Total du trafic marchandises transportées(1)</b>	<b>15</b>
272	54		621		8 869	" "	Déchargées du wagon au Canada	16
			2 981		3 551	" "	Remises aux autres chemins de fer au Canada	17
					735	" "	Remises au réseau des Etats-Unis	18
							<b>182. Billes et billots de bois:</b>	
	4 827		156		49 686	wagon	Nombre de wagons chargés	19
	290 100		5 824		2 552 787	tonnes métriques	Chargées sur wagons au Canada	20
	99		89		4 436	" "	En provenance d'autres chemins de fer au Canada	21
			36		4 402	" "	En provenance des Etats-Unis:	
					72	" "	A destination du Canada	22
						" "	A destination des Etats-Unis	23
	<b>290 199</b>		<b>5 949</b>		<b>2 561 697</b>	" "	<b>Total du trafic marchandises transportées(1)</b>	<b>24</b>
	290 071		3 311		2 546 142	" "	Déchargées du wagon au Canada	25
	127		47		3 089	" "	Remises aux autres chemins de fer au Canada	26
			2 592		12 465	" "	Remises au réseau des Etats-Unis	27
							<b>184. Piquets de clôture, étais de mine et pilots en bois:</b>	
			3		959	wagon	Nombre de wagons chargés	28
			134		46 592	tonnes métriques	Chargées sur wagons au Canada	29
102			141		562	" "	En provenance d'autres chemins de fer au Canada	30
			196		391	" "	En provenance des Etats-Unis:	
					64	" "	A destination du Canada	31
						" "	A destination des Etats-Unis	32
<b>102</b>			<b>471</b>		<b>47 609</b>	" "	<b>Total du trafic marchandises transportées(1)</b>	<b>33</b>
34			108		22 950	" "	Déchargées du wagon au Canada	34
67			285		22 690	" "	Remises aux autres chemins de fer au Canada	35
			78		1 968	" "	Remises au réseau des Etats-Unis	36
							<b>185. Bois en grume, n.d.a.:</b>	
			189		2 736	wagon	Nombre de wagons chargés	37
	18		8 331		120 899	tonnes métriques	Chargées sur wagons au Canada	38
431	766		2 399		31 828	" "	En provenance d'autres chemins de fer au Canada	39
			3 651		39 639	" "	En provenance des Etats-Unis:	
					4 108	" "	A destination du Canada	40
						" "	A destination des Etats-Unis	41
<b>431</b>	<b>784</b>		<b>14 381</b>		<b>196 474</b>	" "	<b>Total du trafic marchandises transportées(1)</b>	<b>42</b>
406	784		2 511		133 603	" "	Déchargées du wagon au Canada	43
24			5 768		20 571	" "	Remises aux autres chemins de fer au Canada	44
			6 102		42 301	" "	Remises au réseau des Etats-Unis	45
							<b>188. Billes de bois à pâte :</b>	
					52 731	wagon	Nombre de wagons chargés	46
191	2 389				3 055 324	tonnes métriques	Chargées sur wagons au Canada	47
12 130	149 529		64		615 524	" "	En provenance d'autres chemins de fer au Canada	48
	19 184				1 715	" "	En provenance des Etats-Unis:	
			64	5 674	6 818	" "	A destination du Canada	49
						" "	A destination des Etats-Unis	50
12 130	<b>168 713</b>		<b>128</b>	<b>5 674</b>	<b>3 679 381</b>	" "	<b>Total du trafic marchandises transportées(1)</b>	<b>51</b>
					2 623 858	" "	Déchargées du wagon au Canada	52
12 130	168 714		64		846 484	" "	Remises aux autres chemins de fer au Canada	53
			64	5 674	209 039	" "	Remises au réseau des Etats-Unis	54

Voir note(s) à la fin du tableau.



TABLE 2. Revenue Freight Carried by Railways Within Canada, 1980

Commodity		Class I - Classe I		Class II - Classe II			
		Canadian National	Canadian Pacific	Algoma Central	British Columbia Railway	Canada Southern (Consolidated Rail)	Chesapeake and Ohio
No.		Canadian National	Canadian Pacific				
<b>Crude materials, inedible (C.L.):</b>							
<b>190. Pulpwood chips:</b>							
1	Number of railway cars loaded	carloads 98,222	37,297	2,937	40,802	-	-
2	Loaded onto railway cars in Canada	metric tonnes 4 994 931	1 890 638	157 593	2 329 976	-	-
3	Received from other railways in Canada	" " 1 710	247 915	-	-	10 549	-
	Received from United States rail:						
4	Destined to Canadian points	" " 100	-	-	-	-	-
5	Destined to United States points	" " -	68	-	-	-	-
6	<b>Total freight traffic carried(1)</b>	<b>4 996 741</b>	<b>2 138 621</b>	<b>157 593</b>	<b>2 329 976</b>	<b>10 549</b>	<b>-</b>
7	Unloaded from railway cars in Canada	" " 4 734 298	2 032 916	-	2 329 976	-	-
8	Delivered to other railways in Canada	" " 254 768	19 165	-	-	-	-
9	Delivered to United States rail connections	" " 7 675	86 541	157 593	-	10 549	-
<b>192. Christmas trees:</b>							
10	Number of railway cars loaded	carloads 100	58	-	-	-	-
11	Loaded onto railway cars in Canada	metric tonnes 2 331	747	-	-	-	-
12	Received from other railways in Canada	" " 44	12	-	-	-	-
	Received from United States rail:						
13	Destined to Canadian points	" " -	-	-	-	-	-
14	Destined to United States points	" " -	-	-	-	-	-
15	<b>Total freight traffic carried(1)</b>	<b>2 375</b>	<b>759</b>	<b>-</b>	<b>-</b>	<b>-</b>	<b>-</b>
16	Unloaded from railway cars in Canada	" " 533	12	-	-	-	-
17	Delivered to other railways in Canada	" " 27	71	-	-	-	-
18	Delivered to United States rail connections	" " 1 813	676	-	-	-	-
<b>194. Other crude wood materials, n.e.s.:</b>							
19	Number of railway cars loaded	carloads 72	1	-	-	-	-
20	Loaded onto railway cars in Canada	metric tonnes 2 639	44	-	-	-	-
21	Received from other railways in Canada	" " 13 909	186	-	-	31	-
	Received from United States rail:						
22	Destined to Canadian points	" " 1 008	-	-	-	-	-
23	Destined to United States points	" " -	-	-	-	-	-
24	<b>Total freight traffic carried(1)</b>	<b>17 556</b>	<b>230</b>	<b>-</b>	<b>-</b>	<b>31</b>	<b>-</b>
25	Unloaded from railway cars in Canada	" " 17 083	156	-	-	-	-
26	Delivered to other railways in Canada	" " 109	44	-	-	-	-
27	Delivered to United States rail connections	" " 364	30	-	-	31	-
<b>196. Silk, wool and animal hair:</b>							
28	Number of railway cars loaded	carloads 3	16	-	-	-	-
29	Loaded onto railway cars in Canada	metric tonnes 113	227	-	-	-	-
30	Received from other railways in Canada	" " -	23	-	-	-	-
	Received from United States rail:						
31	Destined to Canadian points	" " -	-	-	-	-	-
32	Destined to United States points	" " -	15	-	-	-	-
33	<b>Total freight traffic carried(1)</b>	<b>113</b>	<b>265</b>	<b>-</b>	<b>-</b>	<b>-</b>	<b>-</b>
34	Unloaded from railway cars in Canada	" " 27	249	-	-	-	-
35	Delivered to other railways in Canada	" " 86	-	-	-	-	-
36	Delivered to United States rail connections	" " -	15	-	-	-	-
<b>198. Cotton:</b>							
37	Number of railway cars loaded	carloads 69	52	-	-	-	-
38	Loaded onto railway cars in Canada	metric tonnes 2 429	1 853	-	-	-	-
39	Received from other railways in Canada	" " 219	761	-	-	-	-
	Received from United States rail:						
40	Destined to Canadian points	" " 36 099	31 378	-	-	258	-
41	Destined to United States points	" " 1 070	145	-	-	-	-
42	<b>Total freight traffic carried(1)</b>	<b>39 817</b>	<b>34 137</b>	<b>-</b>	<b>-</b>	<b>258</b>	<b>-</b>
43	Unloaded from railway cars in Canada	" " 38 364	33 736	-	-	43	-
44	Delivered to other railways in Canada	" " 382	256	-	-	215	-
45	Delivered to United States rail connections	" " 1 070	145	-	-	-	-
<b>200. Vegetable and man-made textile fibres, excluding cotton:</b>							
46	Number of railway cars loaded	carloads 103	774	-	-	-	-
47	Loaded onto railway cars in Canada	metric tonnes 3 338	29 933	-	-	-	-
48	Received from other railways in Canada	" " 219	1 664	-	-	25 164	-
	Received from United States rail:						
49	Destined to Canadian points	" " 4 761	549	-	-	1 538	-
50	Destined to United States points	" " 52	230	-	-	-	63
51	<b>Total freight traffic carried(1)</b>	<b>8 151</b>	<b>32 376</b>	<b>-</b>	<b>-</b>	<b>26 702</b>	<b>63</b>
52	Unloaded from railway cars in Canada	" " 5 613	2 835	-	-	73	-
53	Delivered to other railways in Canada	" " 213	27 009	-	-	1 464	-
54	Delivered to United States rail connections	" " 2 325	2 533	-	-	25 164	63

See footnote(s) at end of table

TABLEAU 2. Marchandises payantes transportées par chemin de fer au Canada, 1980

Class II - Classe II				Classes III and IV	Grand total all Railways	Type de marchandise	No
Northern Alberta	Ontario Northland	Quebec North Shore and Labrador	All other Tous autres	Classes III et IV	Total général tous chemins de fer		
						<b>Matières brutes, non comestibles (charge complète):</b>	
						<b>190. Copeaux de bois à pâte:</b>	
						181 345 wagon	1
	335		1 752			Nombre de wagons chargés	
	13 861		97 592		9 484 591 tonnes métriques	Chargées sur wagons au Canada	2
			18 348		278 522	En provenance d'autres chemins de fer au Canada	3
						En provenance des Etats-Unis:	
					100	A destination du Canada	4
			39 389		39 457	A destination des Etats-Unis	5
	<b>13 861</b>		<b>155 329</b>		<b>9 802 670</b>	<b>Total du trafic marchandises transportées(1)</b>	<b>6</b>
						Déchargées du wagon au Canada	7
	13 861		10 666		9 097 190	Remises aux autres chemins de fer au Canada	8
			144 663		298 460	Remises au réseau des Etats-Unis	9
					407 021		
						<b>192. Arbres de Noël:</b>	
						158 wagon	10
					3 078 tonnes métriques	Nombre de wagons chargés	
					308	Chargées sur wagons au Canada	11
			252			En provenance d'autres chemins de fer au Canada	12
						En provenance des Etats-Unis:	
						A destination du Canada	13
				34	34	A destination des Etats-Unis	14
			252	34	3 420	<b>Total du trafic marchandises transportées(1)</b>	<b>15</b>
						Déchargées du wagon au Canada	18
					545	Remises aux autres chemins de fer au Canada	17
					98	Remises au réseau des Etats-Unis	18
			252	34	2 775		
						<b>194. Autres matières de bois brutes, n.d.a.:</b>	
						78 wagon	19
			5		2 932 tonnes métriques	Nombre de wagons chargés	
			249		14 503	Chargées sur wagons au Canada	20
			377			En provenance d'autres chemins de fer au Canada	21
						En provenance des Etats-Unis:	
						A destination du Canada	22
			2 262		3 270	A destination des Etats-Unis	23
						<b>Total du trafic marchandises transportées(1)</b>	<b>24</b>
			2 888		20 705	Déchargées du wagon au Canada	25
						Remises aux autres chemins de fer au Canada	26
			201		17 440	Remises au réseau des Etats-Unis	27
			2 276		2 429		
			412		837		
						<b>196. Soie, laine et poil d'origine animale:</b>	
						19 wagon	28
					340 tonnes métriques	Nombre de wagons chargés	
					23	Chargées sur wagons au Canada	29
						En provenance d'autres chemins de fer au Canada	30
						En provenance des Etats-Unis:	
						A destination du Canada	31
					15	A destination des Etats-Unis	32
					378	<b>Total du trafic marchandises transportées(1)</b>	<b>33</b>
						Déchargées du wagon au Canada	34
					276	Remises aux autres chemins de fer au Canada	35
					86	Remises au réseau des Etats-Unis	36
					15		
						<b>198. Coton:</b>	
						121 wagon	37
					4 282 tonnes métriques	Nombre de wagons chargés	
					1 667	Chargées sur wagons au Canada	38
						En provenance d'autres chemins de fer au Canada	39
						En provenance des Etats-Unis:	
						A destination du Canada	40
			1 403		1 215	A destination des Etats-Unis	41
						<b>Total du trafic marchandises transportées(1)</b>	<b>42</b>
			2 090		76 302	Déchargées du wagon au Canada	43
						Remises aux autres chemins de fer au Canada	44
			1 345		73 488	Remises au réseau des Etats-Unis	45
			745		1 598		
					1 215		
						<b>200. Fibres textiles végétales et chimiques (sauf le coton):</b>	
						878 wagon	46
			1		33 292 tonnes métriques	Nombre de wagons chargés	
			21		55 006	Chargées sur wagons au Canada	47
			28 178			En provenance d'autres chemins de fer au Canada	48
						En provenance des Etats-Unis:	
						A destination du Canada	49
			1 228		8 076	A destination des Etats-Unis	50
			41		386	<b>Total du trafic marchandises transportées(1)</b>	<b>51</b>
			29 468		96 760	Déchargées du wagon au Canada	52
						Remises aux autres chemins de fer au Canada	53
			886		9 407	Remises au réseau des Etats-Unis	54
			26 255		54 941		
			2 327		32 412		

Voir note(s) à la fin du tableau.

TABLE 2. Revenue Freight Carried by Railways Within Canada, 1980

Commodity		Class I - Classe I		Class II - Classe II			
		Canadian National Canadien National	Canadian Pacific Canadien Pacifique	Algoma Central	British Columbia Railway	Canada Southern (Consolidated Rail)	Chesapeake and Ohio
<b>Crude materials, inedible (C.L.):</b>							
<b>202. Bauxite ore and alumina:</b>							
1	Number of railway cars loaded	carloads	257	1	-	-	20
2	Loaded onto railway cars in Canada	metric tonnes	16 976	18	-	-	708
3	Received from other railways in Canada	" "	316 242	1 249	-	-	6 417
4	Received from United States rail:	" "	-	-	-	-	-
5	Destined to Canadian points	" "	35 374	22 936	-	-	21 298
6	Destined to United States points	" "	-	292	-	-	-
7	<b>Total freight traffic carried(1)</b>	" "	<b>368 592</b>	<b>24 495</b>	-	-	<b>28 423</b>
8	Unloaded from railway cars in Canada	" "	328 905	23 703	-	-	26 179
9	Delivered to other railways in Canada	" "	2 442	501	-	-	1 187
10	Delivered to United States rail connections	" "	37 244	292	-	-	1 058
<b>204. Copper ores and concentrates:</b>							
11	Number of railway cars loaded	carloads	9,411	4,216	-	-	1,629
12	Loaded onto railway cars in Canada	metric tonnes	723 360	366 624	-	-	147 509
13	Received from other railways in Canada	" "	8 574	73	3 083	-	60 390
14	Received from United States rail:	" "	-	-	-	-	-
15	Destined to Canadian points	" "	132	-	-	-	-
16	Destined to United States points	" "	-	-	-	-	-
17	<b>Total freight traffic carried(1)</b>	" "	<b>732 066</b>	<b>366 697</b>	<b>3 083</b>	-	<b>207 899</b>
18	Unloaded from railway cars in Canada	" "	610 554	255 142	-	-	204 647
19	Delivered to other railways in Canada	" "	121 511	111 555	3 083	-	3 252
20	Delivered to United States rail connections	" "	-	-	-	-	-
<b>206. Copper matte and precipitates:</b>							
21	Number of railway cars loaded	carloads	-	42	-	-	-
22	Loaded onto railway cars in Canada	metric tonnes	-	3 312	-	-	-
23	Received from other railways in Canada	" "	-	-	-	-	-
24	Received from United States rail:	" "	-	-	-	-	-
25	Destined to Canadian points	" "	-	-	-	-	-
26	Destined to United States points	" "	-	-	-	-	-
27	<b>Total freight traffic carried(1)</b>	" "	-	<b>3 312</b>	-	-	-
28	Unloaded from railway cars in Canada	" "	-	3 312	-	-	-
29	Delivered to other railways in Canada	" "	-	-	-	-	-
30	Delivered to United States rail connections	" "	-	-	-	-	-
<b>208. Iron ore and concentrates:</b>							
31	Number of railway cars loaded	carloads	40,478	4,156	18,234	-	-
32	Loaded onto railway cars in Canada	metric tonnes	2 802 001	324 450	1 551 132	-	-
33	Received from other railways in Canada	" "	2 144 964	-	-	-	14 060
34	Received from United States rail:	" "	-	-	-	-	-
35	Destined to Canadian points	" "	11 575	3 628	-	-	-
36	Destined to United States points	" "	-	-	-	-	-
37	<b>Total freight traffic carried(1)</b>	" "	<b>4 958 540</b>	<b>328 078</b>	<b>1 551 132</b>	-	<b>14 060</b>
38	Unloaded from railway cars in Canada	" "	4 958 321	294 301	1 549 817	-	-
39	Delivered to other railways in Canada	" "	-	33 620	-	-	288
40	Delivered to United States rail connections	" "	218	157	1 026	-	14 060
<b>210. Lead ore and concentrates:</b>							
41	Number of railway cars loaded	carloads	3,904	1,673	-	-	-
42	Loaded onto railway cars in Canada	metric tonnes	283 425	145 453	-	-	-
43	Received from other railways in Canada	" "	13 776	88 366	-	-	-
44	Received from United States rail:	" "	-	-	-	-	-
45	Destined to Canadian points	" "	1 491	44 367	-	-	-
46	Destined to United States points	" "	-	-	-	-	-
47	<b>Total freight traffic carried(1)</b>	" "	<b>298 692</b>	<b>278 186</b>	-	-	-
48	Unloaded from railway cars in Canada	" "	190 538	248 006	-	-	-
49	Delivered to other railways in Canada	" "	91 601	8 383	-	-	-
50	Delivered to United States rail connections	" "	16 552	21 796	-	-	-
<b>212. Manganese ore:</b>							
51	Number of railway cars loaded	carloads	-	1	-	-	-
52	Loaded onto railway cars in Canada	metric tonnes	-	45	-	-	-
53	Received from other railways in Canada	" "	-	607	-	-	-
54	Received from United States rail:	" "	-	-	-	-	-
55	Destined to Canadian points	" "	2 580	3 223	-	-	735
56	Destined to United States points	" "	-	-	-	-	-
57	<b>Total freight traffic carried(1)</b>	" "	<b>2 580</b>	<b>3 875</b>	-	-	<b>735</b>
58	Unloaded from railway cars in Canada	" "	2 082	3 830	-	-	-
59	Delivered to other railways in Canada	" "	498	-	-	-	735
60	Delivered to United States rail connections	" "	-	45	-	-	-

See footnote(s) at end of table.

TABLEAU 2. Marchandises payantes transportées par chemin de fer au Canada, 1980

Class II - Classe II				Classes III and IV	Grand total all Railways	Type de marchandise	No
Northern Alberta	Ontario Northland	Quebec North Shore and Labrador	All other Tous autres	Classes III et IV	Total général tous chemins de fer		
						<b>Matières brutes, non comestibles (charge complète):</b>	
						<b>202. Minerais de bauxite et alumine:</b>	
-	-	-	35,492	-	35,770	wagon	Nombre de wagons chargés
-	-	-	2 650 637	-	2 668 339	tonnes métriques	Chargées sur wagons au Canada
-	2 488	-	9 684	-	336 080	" "	En provenance d'autres chemins de fer au Canada
-	-	-	3 158	-	83 413	" "	En provenance des Etats-Unis:
-	-	-	-	-	665	" "	A destination du Canada
-	-	-	-	-	-	" "	A destination des Etats-Unis
-	<b>2 488</b>	-	<b>2 663 479</b>	-	<b>3 088 497</b>	" "	<b>Total du trafic marchandises transportées(1)</b>
-	2 488	-	2 577 202	-	2 959 051	" "	Dechargées du wagon au Canada
-	-	-	78 129	-	82 332	" "	Remises aux autres chemins de fer au Canada
-	-	-	8 148	-	47 115	" "	Remises au réseau des Etats-Unis
						<b>204. Minerais et concentrés de cuivre:</b>	
-	3,168	-	719	-	19,143	wagon	Nombre de wagons chargés
-	279 026	-	25 099	-	1 541 618	tonnes métriques	Chargées sur wagons au Canada
-	196 248	-	530	-	268 898	" "	En provenance d'autres chemins de fer au Canada
-	-	-	5 083	-	5 215	" "	En provenance des Etats-Unis:
-	-	-	-	-	-	" "	A destination du Canada
-	-	-	-	-	-	" "	A destination des Etats-Unis
-	<b>475 274</b>	-	<b>30 712</b>	-	<b>1 815 731</b>	" "	<b>Total du trafic marchandises transportées(1)</b>
-	474 743	-	530	-	1 545 616	" "	Dechargées du wagon au Canada
-	530	-	5 083	-	245 014	" "	Remises aux autres chemins de fer au Canada
-	-	-	25 099	-	25 099	" "	Remises au réseau des Etats-Unis
						<b>206. Matte et précipités de cuivre:</b>	
-	-	-	-	-	42	wagon	Nombre de wagons chargés
-	-	-	-	-	3 312	tonnes métriques	Chargées sur wagons au Canada
-	-	-	-	-	-	" "	En provenance d'autres chemins de fer au Canada
-	-	-	-	-	-	" "	En provenance des Etats-Unis:
-	-	-	-	-	-	" "	A destination du Canada
-	-	-	-	-	-	" "	A destination des Etats-Unis
-	-	-	-	-	<b>3 312</b>	" "	<b>Total du trafic marchandises transportées(1)</b>
-	-	-	-	-	3 312	" "	Dechargées du wagon au Canada
-	-	-	-	-	-	" "	Remises aux autres chemins de fer au Canada
-	-	-	-	-	-	" "	Remises au réseau des Etats-Unis
						<b>208. Minerais et concentrés de fer:</b>	
-	26,755	229,930	260,484	-	580,037	wagon	Nombre de wagons chargés
-	2 560 346	22 904 950	24 005 714	-	54 148 593	tonnes métriques	Chargées sur wagons au Canada
-	16 911	5 032 866	5 164 228	-	12 373 029	" "	En provenance d'autres chemins de fer au Canada
-	-	-	3 744	-	18 947	" "	En provenance des Etats-Unis:
-	-	-	-	-	-	" "	A destination du Canada
-	-	-	-	-	-	" "	A destination des Etats-Unis
-	<b>2 577 257</b>	<b>27 937 816</b>	<b>29 173 686</b>	-	<b>66 540 569</b>	" "	<b>Total du trafic marchandises transportées(1)</b>
-	16 914	22 904 950	24 015 874	-	53 740 177	" "	Dechargées du wagon au Canada
-	2 560 344	5 032 866	5 157 711	-	12 784 829	" "	Remises aux autres chemins de fer au Canada
-	-	-	101	-	15 562	" "	Remises au réseau des Etats-Unis
						<b>210. Minerais et concentrés de plomb:</b>	
-	351	-	83	-	6,011	wagon	Nombre de wagons chargés
78 882	30 788	-	6 993	-	466 659	tonnes métriques	Chargées sur wagons au Canada
-	58	-	3 413	-	184 495	" "	En provenance d'autres chemins de fer au Canada
-	-	-	2 575	-	48 433	" "	En provenance des Etats-Unis:
-	-	-	-	-	-	" "	A destination du Canada
-	-	-	-	-	-	" "	A destination des Etats-Unis
78 882	<b>30 846</b>	-	<b>12 981</b>	-	<b>699 587</b>	" "	<b>Total du trafic marchandises transportées(1)</b>
-	58	-	3 413	-	442 015	" "	Dechargées du wagon au Canada
78 882	30 788	-	2 575	-	212 229	" "	Remises aux autres chemins de fer au Canada
-	-	-	6 993	-	45 341	" "	Remises au réseau des Etats-Unis
						<b>212. Minerais de manganèse:</b>	
-	-	-	-	-	1	wagon	Nombre de wagons chargés
-	552	-	701	-	45	tonnes métriques	Chargées sur wagons au Canada
-	-	-	-	-	1 860	" "	En provenance d'autres chemins de fer au Canada
-	-	-	477	-	7 015	" "	En provenance des Etats-Unis:
-	-	-	-	-	-	" "	A destination du Canada
-	-	-	-	-	-	" "	A destination des Etats-Unis
-	<b>552</b>	-	<b>1 178</b>	-	<b>8 920</b>	" "	<b>Total du trafic marchandises transportées(1)</b>
-	552	-	477	-	6 941	" "	Dechargées du wagon au Canada
-	-	-	701	-	1 934	" "	Remises aux autres chemins de fer au Canada
-	-	-	-	-	45	" "	Remises au réseau des Etats-Unis

Voir note(s) à la fin du tableau.



TABLE 2. Revenue Freight Carried by Railways Within Canada, 1980

No.	Commodity		Class I - Classe I		Class II - Classe II			
			Canadian National	Canadian Pacific	Algoma Central	British Columbia Railway	Canada Southern (Consolidated Rail)	Chesapeake and Ohio
<b>Crude materials, inedible (C.L.):</b>								
<b>214. Nickel, copper ores and concentrates:</b>								
1	Number of railway cars loaded	carloads	4 607	65 024	-	-	-	-
2	Loaded onto railway cars in Canada	metric tonnes	335 189	4 648 301	-	-	-	-
3	Received from other railways in Canada	" "	-	93	-	-	-	-
	Received from United States rail:							
4	Destined to Canadian points	" "	-	-	-	-	-	-
5	Destined to United States points	" "	-	-	-	-	-	-
6	<b>Total freight traffic carried(1)</b>	" "	<b>335 189</b>	<b>4 648 394</b>	-	-	-	-
7	Unloaded from railway cars in Canada	" "	335 189	4 648 357	-	-	-	-
8	Delivered to other railways in Canada	" "	-	36	-	-	-	-
9	Delivered to United States rail connections	" "	-	-	-	-	-	-
<b>216. Nickel ore and concentrates:</b>								
10	Number of railway cars loaded	carloads	8 796	3	-	-	-	-
11	Loaded onto railway cars in Canada	metric tonnes	628 423	54	-	-	-	-
12	Received from other railways in Canada	" "	-	-	-	-	-	-
	Received from United States rail:							
13	Destined to Canadian points	" "	-	-	-	-	-	-
14	Destined to United States points	" "	-	-	-	-	-	-
15	<b>Total freight traffic carried(1)</b>	" "	<b>628 423</b>	<b>54</b>	-	-	-	-
16	Unloaded from railway cars in Canada	" "	628 423	54	-	-	-	-
17	Delivered to other railways in Canada	" "	-	-	-	-	-	-
18	Delivered to United States rail connections	" "	-	-	-	-	-	-
<b>218. Matte, nickel, copper-nickel or nickel-iron chromium alloy:</b>								
19	Number of railway cars loaded	carloads	618	615	-	-	-	-
20	Loaded onto railway cars in Canada	metric tonnes	43 251	52 435	-	-	-	-
21	Received from other railways in Canada	" "	-	-	-	-	-	-
	Received from United States rail:							
22	Destined to Canadian points	" "	-	-	-	-	-	-
23	Destined to United States points	" "	-	-	-	-	-	-
24	<b>Total freight traffic carried(1)</b>	" "	<b>43 251</b>	<b>52 435</b>	-	-	-	-
25	Unloaded from railway cars in Canada	" "	43 251	36 980	-	-	-	-
26	Delivered to other railways in Canada	" "	-	15 455	-	-	-	-
27	Delivered to United States rail connections	" "	-	-	-	-	-	-
<b>220. Tungsten ore and concentrates:</b>								
28	Number of railway cars loaded	carloads	37	-	-	-	-	-
29	Loaded onto railway cars in Canada	metric tonnes	2 053	-	-	-	-	-
30	Received from other railways in Canada	" "	-	-	-	-	-	-
	Received from United States rail:							
31	Destined to Canadian points	" "	-	-	-	-	49	-
32	Destined to United States points	" "	-	-	-	-	-	-
33	<b>Total freight traffic carried(1)</b>	" "	<b>2 053</b>	-	-	-	<b>49</b>	-
34	Unloaded from railway cars in Canada	" "	104	-	-	-	49	-
35	Delivered to other railways in Canada	" "	-	-	-	-	-	-
36	Delivered to United States rail connections	" "	1 949	-	-	-	-	-
<b>222. Zinc ore and concentrates:</b>								
37	Number of railway cars loaded	carloads	15 363	1 665	-	-	-	-
38	Loaded onto railway cars in Canada	metric tonnes	1 086 504	141 348	-	-	-	-
39	Received from other railways in Canada	" "	44 451	395 594	-	-	6 603	-
	Received from United States rail:							
40	Destined to Canadian points	" "	10 730	26 099	-	-	204	-
41	Destined to United States points	" "	-	-	-	-	-	-
42	<b>Total freight traffic carried(1)</b>	" "	<b>1 141 685</b>	<b>563 041</b>	-	-	<b>6 807</b>	-
43	Unloaded from railway cars in Canada	" "	804 432	555 752	-	-	204	-
44	Delivered to other railways in Canada	" "	302 986	6 142	-	-	-	-
45	Delivered to United States rail connections	" "	34 267	1 148	-	-	6 603	-
<b>224. Lead and zinc ores and concentrates:</b>								
46	Number of railway cars loaded	carloads	2	7	-	-	-	-
47	Loaded onto railway cars in Canada	metric tonnes	143	491	-	-	-	-
48	Received from other railways in Canada	" "	363	-	-	-	-	-
	Received from United States rail:							
49	Destined to Canadian points	" "	-	48	-	-	-	-
50	Destined to United States points	" "	-	-	-	-	-	-
51	<b>Total freight traffic carried(1)</b>	" "	<b>506</b>	<b>539</b>	-	-	-	-
52	Unloaded from railway cars in Canada	" "	506	171	-	-	-	-
53	Delivered to other railways in Canada	" "	-	368	-	-	-	-
54	Delivered to United States rail connections	" "	-	-	-	-	-	-

See footnote(s) at end of table

TABLEAU 2. Marchandises payantes transportées par chemin de fer au Canada, 1980

Class II - Classe II				Classes III and IV	Grand total all Railways	Type de marchandise	No	
Northern Alberta	Ontario Northland	Quebec North Shore and Labrador	All other Tous autres	Classes III et IV	Total général tous chemins de fer			
						<b>Matières brutes, non comestibles (charge complète):</b>		
						<b>214. Minerais et concentrés de nickel et de cuivre:</b>		
					69,631	wagon	Nombre de wagons chargés	1
					4 983 490	tonnes métriques	Chargées sur wagons au Canada	2
					93	" "	En provenance d'autres chemins de fer au Canada	3
						" "	En provenance des Etats-Unis:	
						" "	A destination du Canada	4
						" "	A destination des Etats-Unis	5
					<b>4 983 583</b>	" "	<b>Total du trafic marchandises transportées(1)</b>	<b>6</b>
					4 983 546	" "	Déchargées du wagon au Canada	7
					36	" "	Remises aux autres chemins de fer au Canada	8
						" "	Remises au réseau des Etats-Unis	9
							<b>216. Minerais et concentrés de nickel:</b>	
					8,789	wagon	Nombre de wagons chargés	10
					628 477	tonnes métriques	Chargées sur wagons au Canada	11
						" "	En provenance d'autres chemins de fer au Canada	12
						" "	En provenance des Etats-Unis:	
						" "	A destination du Canada	13
						" "	A destination des Etats-Unis	14
					<b>628 477</b>	" "	<b>Total du trafic marchandises transportées(1)</b>	<b>15</b>
					628 477	" "	Déchargées du wagon au Canada	16
						" "	Remises aux autres chemins de fer au Canada	17
						" "	Remises au réseau des Etats-Unis	18
							<b>218. Mattes et alliages de nickel (cuivre-nickel et nickel-chrome-fer):</b>	
					1,233	wagon	Nombre de wagons chargés	19
					95 686	tonnes métriques	Chargées sur wagons au Canada	20
			13 801		13 801	" "	En provenance d'autres chemins de fer au Canada	21
						" "	En provenance des Etats-Unis:	
						" "	A destination du Canada	22
						" "	A destination des Etats-Unis	23
			13 801		<b>109 487</b>	" "	<b>Total du trafic marchandises transportées(1)</b>	<b>24</b>
					94 032	" "	Déchargées du wagon au Canada	25
					15 455	" "	Remises aux autres chemins de fer au Canada	26
						" "	Remises au réseau des Etats-Unis	27
							<b>220. Minerais et concentrés de tungstène:</b>	
					37	wagon	Nombre de wagons chargés	28
					2 053	tonnes métriques	Chargées sur wagons au Canada	29
						" "	En provenance d'autres chemins de fer au Canada	30
						" "	En provenance des Etats-Unis:	
					49	" "	A destination du Canada	31
			38		38	" "	A destination des Etats-Unis	32
			<b>38</b>		<b>2 140</b>	" "	<b>Total du trafic marchandises transportées(1)</b>	<b>33</b>
					153	" "	Déchargées du wagon au Canada	34
						" "	Remises aux autres chemins de fer au Canada	35
			38		1 987	" "	Remises au réseau des Etats-Unis	36
							<b>222. Minerais et concentrés de zinc:</b>	
					18,689	wagon	Nombre de wagons chargés	37
	1,661				1 376 871	tonnes métriques	Chargées sur wagons au Canada	38
295 052	149 019				749 238	" "	En provenance d'autres chemins de fer au Canada	39
	799		6 739			" "	En provenance des Etats-Unis:	
					65 421	" "	A destination du Canada	40
			28 388			" "	A destination des Etats-Unis	41
295 052	149 818		<b>35 127</b>		<b>2 191 530</b>	" "	<b>Total du trafic marchandises transportées(1)</b>	<b>42</b>
	799				1 396 223	" "	Déchargées du wagon au Canada	43
295 052	149 019		35 036		753 199	" "	Remises aux autres chemins de fer au Canada	44
			90		42 108	" "	Remises au réseau des Etats-Unis	45
							<b>224. Minerais et concentrés de plomb et de zinc:</b>	
			10,098		10,107	wagon	Nombre de wagons chargés	46
			352 703		353 337	tonnes métriques	Chargées sur wagons au Canada	47
			7 222		7 585	" "	En provenance d'autres chemins de fer au Canada	48
						" "	En provenance des Etats-Unis:	
					48	" "	A destination du Canada	49
						" "	A destination des Etats-Unis	50
			<b>359 925</b>		<b>360 970</b>	" "	<b>Total du trafic marchandises transportées(1)</b>	<b>51</b>
					1 296	" "	Déchargées du wagon au Canada	52
			619		6 971	" "	Remises aux autres chemins de fer au Canada	53
			6 603		352 703	" "	Remises au réseau des Etats-Unis	54
			352 703					

Voir note(s) à la fin du tableau.

TABLE 2. Revenue Freight Carried by Railways Within Canada, 1980

Commodity		Class I - Classe I		Class II - Classe II			
		Canadian National Canadien National	Canadian Pacific Canadien Pacifique	Algoma Central	British Columbia Railway	Canada Southern (Consolidated Rail)	Chesapeake and Ohio
<b>Crude materials, inedible (C.L.):</b>							
<b>226. Metallic ores and concentrates, n.e.s.:</b>							
1	Number of railway cars loaded	carloads	117	12	-	-	-
2	Loaded onto railway cars in Canada	metric tonnes	7 408	591	-	163	-
3	Received from other railways in Canada	" "	-	5 479	-	949	-
	Received from United States rail:						
4	Destined to Canadian points	" "	1 580	1 395	-	-	12 879
5	Destined to United States points	" "	468	-	-	-	-
6	<b>Total freight traffic carried(1)</b>	" "	<b>9 456</b>	<b>7 465</b>	-	<b>1 112</b>	<b>12 879</b>
7	Unloaded from railway cars in Canada	" "	2 732	6 632	-	1 112	4 913
8	Delivered to other railways in Canada	" "	740	301	-	-	7 966
9	Delivered to United States rail connections	" "	5 985	533	-	-	-
<b>228. Iron and steel scrap:</b>							
10	Number of railway cars loaded	carloads	20 794	6 114	95	151	1 158
11	Loaded onto railway cars in Canada	metric tonnes	1 039 127	314 447	4 963	8 713	72 820
12	Received from other railways in Canada	" "	113 487	68 974	442	185	17 949
	Received from United States rail:						
13	Destined to Canadian points	" "	69 601	158 423	-	-	211 237
14	Destined to United States points	" "	4 916	4 012	-	-	-
15	<b>Total freight traffic carried(1)</b>	" "	<b>1 227 131</b>	<b>545 856</b>	<b>5 405</b>	<b>8 898</b>	<b>302 006</b>
16	Unloaded from railway cars in Canada	" "	1 201 697	484 969	876	4 954	103 989
17	Delivered to other railways in Canada	" "	9 769	44 127	4 529	3 944	107 406
18	Delivered to United States rail connections	" "	15 665	16 760	-	-	90 611
<b>230. Non-ferrous metal scrap, including precious metal scrap:</b>							
19	Number of railway cars loaded	carloads	762	673	-	-	-
20	Loaded onto railway cars in Canada	metric tonnes	34 586	30 763	-	-	-
21	Received from other railways in Canada	" "	7 368	1 941	91	-	1 606
	Received from United States rail:						
22	Destined to Canadian points	" "	10 896	757	-	-	800
23	Destined to United States points	" "	1 355	700	-	-	-
24	<b>Total freight traffic carried(1)</b>	" "	<b>54 205</b>	<b>34 161</b>	<b>91</b>	-	<b>2 406</b>
25	Unloaded from railway cars in Canada	" "	34 785	22 833	-	-	302
26	Delivered to other railways in Canada	" "	8 419	9 271	91	-	543
27	Delivered to United States rail connections	" "	11 002	2 057	-	-	1 560
<b>232. Slags, drosses and other by-products, n.e.s.:</b>							
28	Number of railway cars loaded	carloads	547	180	356	-	-
29	Loaded onto railway cars in Canada	metric tonnes	35 915	11 327	29 848	-	-
30	Received from other railways in Canada	" "	19 286	9 868	-	-	1 935
	Received from United States rail:						
31	Destined to Canadian points	" "	2 545	22 358	-	-	103
32	Destined to United States points	" "	64	138	-	-	-
33	<b>Total freight traffic carried(1)</b>	" "	<b>57 810</b>	<b>43 691</b>	<b>29 848</b>	-	<b>2 038</b>
34	Unloaded from railway cars in Canada	" "	19 486	35 664	29 848	-	-
35	Delivered to other railways in Canada	" "	23 560	2 176	-	-	103
36	Delivered to United States rail connections	" "	14 764	5 851	-	-	1 935
<b>236. Anthracite coal:</b>							
37	Number of railway cars loaded	carloads	4	541	-	-	-
38	Loaded onto railway cars in Canada	metric tonnes	233	39 563	-	-	-
39	Received from other railways in Canada	" "	-	11 219	-	83	-
	Received from United States rail:						
40	Destined to Canadian points	" "	11 677	803	-	-	45 278
41	Destined to United States points	" "	1 069	-	-	-	-
42	<b>Total freight traffic carried(1)</b>	" "	<b>12 979</b>	<b>51 585</b>	-	<b>83</b>	<b>45 278</b>
43	Unloaded from railway cars in Canada	" "	6 570	50 327	-	83	44 369
44	Delivered to other railways in Canada	" "	5 175	54	-	-	909
45	Delivered to United States rail connections	" "	1 234	1 204	-	-	-
<b>238. Bituminous coal:</b>							
46	Number of railway cars loaded	carloads	84 017	110 793	88	-	-
47	Loaded onto railway cars in Canada	metric tonnes	7 268 175	10 177 481	4 029	-	-
48	Received from other railways in Canada	" "	63 730	106 357	-	-	-
	Received from United States rail:						
49	Destined to Canadian points	" "	89 000	41 642	-	-	73 599
50	Destined to United States points	" "	-	-	-	-	-
51	<b>Total freight traffic carried(1)</b>	" "	<b>7 440 905</b>	<b>10 325 480</b>	<b>4 029</b>	-	<b>73 599</b>
52	Unloaded from railway cars in Canada	" "	7 396 711	10 258 994	-	-	34
53	Delivered to other railways in Canada	" "	44 194	65 204	4 029	-	73 565
54	Delivered to United States rail connections	" "	-	1 282	-	-	-

See footnote(s) at end of table.

TABLEAU 2. Marchandises payantes transportées par chemin de fer au Canada, 1980

Class II - Classe II				Classes III and IV	Grand total all Railways	Type de marchandise	No	
Northern Alberta	Ontario Northland	Quebec North Shore and Labrador	All other Tous autres					Classes III et IV
						<b>Matières brutes, non comestibles (charge complète):</b>		
						<b>226. Minerais et concentrés métalliques, n.d.a.:</b>		
			29		160	wagon	Nombre de wagons chargés	1
			2 409		10 571	tonnes métriques	Chargées sur wagons au Canada	2
	166		8 126		14 720	" "	En provenance d'autres chemins de fer au Canada	3
			5 408		21 262	" "	En provenance des Etats-Unis:	
					550	" "	A destination du Canada	4
						" "	A destination des Etats-Unis	5
	<b>166</b>		<b>15 943</b>		<b>47 103</b>	" "	<b>Total du trafic marchandises transportées(1)</b>	<b>6</b>
			11 325		26 880	" "	Déchargées du wagon au Canada	7
	166		4 618		13 625	" "	Remises aux autres chemins de fer au Canada	8
					6 600	" "	Remises au réseau des Etats-Unis	9
							<b>228. Ferraille de fer et d'acier:</b>	
			2,061		30 482	wagon	Nombre de wagons chargés	10
76	11		104 792		1 551 245	tonnes métriques	Chargées sur wagons au Canada	11
4 469	584		137 868		344 890	" "	En provenance d'autres chemins de fer au Canada	12
	5 985					" "	En provenance des Etats-Unis:	
			53 662		516 528	" "	A destination du Canada	13
					19 697	" "	A destination des Etats-Unis	14
	<b>6 569</b>		<b>296 322</b>		<b>2 432 360</b>	" "	<b>Total du trafic marchandises transportées(1)</b>	<b>15</b>
			179 667		2 005 621	" "	Déchargées du wagon au Canada	16
73	5 893		68 548		243 497	" "	Remises aux autres chemins de fer au Canada	17
4 396	676		48 107		183 242	" "	Remises au réseau des Etats-Unis	18
							<b>230. Déchets de métaux non ferreux, y compris les déchets de métaux précieux:</b>	
			350		1 835	wagon	Nombre de wagons chargés	19
	42		14 349		82 549	tonnes métriques	Chargées sur wagons au Canada	20
	2 368		10 023		26 719	" "	En provenance d'autres chemins de fer au Canada	21
	5 559					" "	En provenance des Etats-Unis:	
			4 851		17 567	" "	A destination du Canada	22
			102		3 372	" "	A destination des Etats-Unis	23
	<b>7 927</b>		<b>29 325</b>		<b>130 207</b>	" "	<b>Total du trafic marchandises transportées(1)</b>	<b>24</b>
			10 596		74 802	" "	Déchargées du wagon au Canada	25
	6 286		5 317		26 159	" "	Remises aux autres chemins de fer au Canada	26
	1 641		13 410		29 244	" "	Remises au réseau des Etats-Unis	27
							<b>232. Cendres, scories et autres résidus, n.d.a.:</b>	
			142		1 411	wagon	Nombre de wagons chargés	28
	186		9 157		101 519	tonnes métriques	Chargées sur wagons au Canada	29
	15 272		23 976		83 310	" "	En provenance d'autres chemins de fer au Canada	30
	28 245					" "	En provenance des Etats-Unis:	
			104		25 006	" "	A destination du Canada	31
					1 296	" "	A destination des Etats-Unis	32
	<b>43 517</b>		<b>33 237</b>		<b>211 131</b>	" "	<b>Total du trafic marchandises transportées(1)</b>	<b>33</b>
					113 243	" "	Déchargées du wagon au Canada	34
	28 245				72 489	" "	Remises aux autres chemins de fer au Canada	35
	15 272		31 378		25 399	" "	Remises au réseau des Etats-Unis	36
			1 859				<b>236. Anthracite:</b>	
					545	wagon	Nombre de wagons chargés	37
					39 796	tonnes métriques	Chargées sur wagons au Canada	38
	349		880		12 531	" "	En provenance d'autres chemins de fer au Canada	39
						" "	En provenance des Etats-Unis:	
			26 753		84 633	" "	A destination du Canada	40
			76		1 316	" "	A destination des Etats-Unis	41
	<b>349</b>		<b>27 709</b>		<b>138 276</b>	" "	<b>Total du trafic marchandises transportées(1)</b>	<b>42</b>
			108		101 928	" "	Déchargées du wagon au Canada	43
	349		27 525		33 663	" "	Remises aux autres chemins de fer au Canada	44
			76		2 685	" "	Remises au réseau des Etats-Unis	45
							<b>238. Houille grasse:</b>	
			63 224		258 122	wagon	Nombre de wagons chargés	46
			4 449 080		21 918 765	tonnes métriques	Chargées sur wagons au Canada	47
	52 179		93 655		316 536	" "	En provenance d'autres chemins de fer au Canada	48
						" "	En provenance des Etats-Unis:	
			47 000		251 241	" "	A destination du Canada	49
					6 720	" "	A destination des Etats-Unis	50
	<b>52 179</b>		<b>4 589 735</b>		<b>22 493 262</b>	" "	<b>Total du trafic marchandises transportées(1)</b>	<b>51</b>
			4 345 738		22 054 271	" "	Déchargées du wagon au Canada	52
	52 179		243 997		430 989	" "	Remises aux autres chemins de fer au Canada	53
					8 002	" "	Remises au réseau des Etats-Unis	54

Voir notes(s) à la fin du tableau.



TABLE 2. Revenue Freight Carried by Railways Within Canada, 1980

Commodity		Class I - Classe I		Class II - Classe II			
		Canadian National Canadien National	Canadian Pacific Canadien Pacifique	Algoma Central	British Columbia Railway	Canada Southern (Consolidated Rail)	Chesapeake and Ohio
<b>Crude materials, inedible (C.L.):</b>							
<b>240. Lignite coal:</b>							
1	Number of railway cars loaded	carloads	3,163	4,570	-	-	-
2	Loaded onto railway cars in Canada	metric tonnes	199 754	285 846	-	-	-
3	Received from other railways in Canada	" "	-	-	-	-	-
4	Received from United States rail:	" "	-	-	-	-	-
5	Destined to Canadian points	" "	-	-	-	-	-
6	Destined to United States points	" "	-	-	-	-	-
6	<b>Total freight traffic carried(1)</b>	" "	<b>199 754</b>	<b>285 846</b>	-	-	-
7	Unloaded from railway cars in Canada	" "	199 309	285 846	-	-	-
8	Delivered to other railways in Canada	" "	381	-	-	-	-
9	Delivered to United States rail connections	" "	64	-	-	-	-
<b>242. Coal, n.e.s.:</b>							
10	Number of railway cars loaded	carloads	159	71	-	-	-
11	Loaded onto railway cars in Canada	metric tonnes	5 821	1 323	-	-	-
12	Received from other railways in Canada	" "	127	-	-	-	1 057
13	Received from United States rail:	" "	-	-	-	-	-
14	Destined to Canadian points	" "	8 386	67	-	-	231
15	Destined to United States points	" "	41	-	-	-	-
15	<b>Total freight traffic carried(1)</b>	" "	<b>14 375</b>	<b>1 390</b>	-	-	<b>1 288</b>
16	Unloaded from railway cars in Canada	" "	14 091	1 390	-	-	-
17	Delivered to other railways in Canada	" "	243	-	-	-	231
18	Delivered to United States rail connections	" "	41	-	-	-	1 057
<b>244. Crude mineral oils (petroleum):</b>							
19	Number of railway cars loaded	carloads	1	2,146	-	-	-
20	Loaded onto railway cars in Canada	metric tonnes	61	163 946	-	-	-
21	Received from other railways in Canada	" "	-	6 532	-	-	-
22	Received from United States rail:	" "	-	-	-	-	-
23	Destined to Canadian points	" "	73	162	-	-	-
24	Destined to United States points	" "	-	32	-	-	-
24	<b>Total freight traffic carried(1)</b>	" "	<b>134</b>	<b>170 672</b>	-	-	-
25	Unloaded from railway cars in Canada	" "	133	170 641	-	-	-
26	Delivered to other railways in Canada	" "	-	-	-	-	-
27	Delivered to United States rail connections	" "	-	32	-	-	-
<b>246. Natural gas and other bituminous substances:</b>							
28	Number of railway cars loaded	carloads	4	39	-	-	-
29	Loaded onto railway cars in Canada	metric tonnes	145	3 071	-	-	-
30	Received from other railways in Canada	" "	-	-	-	-	-
31	Received from United States rail:	" "	-	-	-	-	-
32	Destined to Canadian points	" "	787	59	-	-	19
33	Destined to United States points	" "	-	-	-	-	-
33	<b>Total freight traffic carried(1)</b>	" "	<b>932</b>	<b>3 130</b>	-	-	<b>19</b>
34	Unloaded from railway cars in Canada	" "	896	3 130	-	-	-
35	Delivered to other railways in Canada	" "	36	-	-	-	19
36	Delivered to United States rail connections	" "	-	-	-	-	-
<b>248. Asbestos, unmanufactured, crude and fibre:</b>							
37	Number of railway cars loaded	carloads	3,841	3,702	-	63	-
38	Loaded onto railway cars in Canada	metric tonnes	172 959	189 700	-	3 254	-
39	Received from other railways in Canada	" "	1 088	499	-	100	-
40	Received from United States rail:	" "	-	-	-	-	151
41	Destined to Canadian points	" "	514	1 653	-	-	-
42	Destined to United States points	" "	4 832	4 507	-	-	-
42	<b>Total freight traffic carried(1)</b>	" "	<b>179 393</b>	<b>196 359</b>	-	<b>3 354</b>	<b>151</b>
43	Unloaded from railway cars in Canada	" "	52 109	52 142	-	1 248	-
44	Delivered to other railways in Canada	" "	136	49 116	-	-	-
45	Delivered to United States rail connections	" "	127 148	95 101	-	2 106	151
<b>250. Clay:</b>							
46	Number of railway cars loaded	carloads	80	566	-	-	-
47	Loaded onto railway cars in Canada	metric tonnes	4 005	38 811	-	-	-
48	Received from other railways in Canada	" "	4 618	57 262	54	1 902	185
49	Received from United States rail:	" "	-	-	-	-	-
50	Destined to Canadian points	" "	192 177	174 709	-	-	14 469
51	Destined to United States points	" "	272	3 496	-	-	1 943
51	<b>Total freight traffic carried(1)</b>	" "	<b>201 072</b>	<b>274 278</b>	<b>54</b>	<b>1 902</b>	<b>14 654</b>
52	Unloaded from railway cars in Canada	" "	190 812	252 293	54	1 902	220
53	Delivered to other railways in Canada	" "	9 499	10 818	-	-	14 248
54	Delivered to United States rail connections	" "	762	11 168	-	-	185

See footnote(s) at end of table.

TABLEAU 2. Marchandises payantes transportées par chemin de fer au Canada, 1980

Class II - Classe II				Classes III and IV	Grand total all Railways	Type de marchandise	No	
Northern Alberta	Ontario Northland	Quebec North Shore and Labrador	All other Tous autres					Classes III et IV
<b>Matières brutes, non comestibles (charge complète):</b>								
<b>240. Lignite:</b>								
-	1	-	-	-	7 734	wagon	Nombre de wagons chargés	1
-	36	-	-	-	485 636	tonnes métriques	Chargées sur wagons au Canada	2
-	-	-	163	-	163	" "	En provenance d'autres chemins de fer au Canada	3
-	-	-	-	-	-	" "	En provenance des Etats-Unis:	
-	-	-	-	-	-	" "	A destination du Canada	4
-	-	-	-	-	-	" "	A destination des Etats-Unis	5
-	<b>36</b>	-	<b>163</b>	-	<b>485 799</b>	" "	<b>Total du trafic marchandises transportées(1)</b>	<b>6</b>
-	-	-	-	-	485 155	" "	Déchargées du wagon au Canada	7
-	36	-	-	-	417	" "	Remises aux autres chemins de fer au Canada	8
-	-	-	163	-	227	" "	Remises au réseau des Etats-Unis	9
<b>242. Houille, n.d.a.:</b>								
-	-	-	-	-	230	wagon	Nombre de wagons chargés	10
-	-	-	-	-	7 144	tonnes métriques	Chargées sur wagons au Canada	11
173	-	-	2 025	-	3 382	" "	En provenance d'autres chemins de fer au Canada	12
-	-	-	-	-	-	" "	En provenance des Etats-Unis:	
-	-	-	1 863	-	10 547	" "	A destination du Canada	13
-	-	-	-	-	41	" "	A destination des Etats-Unis	14
-	<b>173</b>	-	<b>3 888</b>	-	<b>21 114</b>	" "	<b>Total du trafic marchandises transportées(1)</b>	<b>15</b>
135	-	-	2 713	-	18 329	" "	Déchargées du wagon au Canada	16
38	-	-	1 175	-	1 687	" "	Remises aux autres chemins de fer au Canada	17
-	-	-	-	-	1 098	" "	Remises au réseau des Etats-Unis	18
<b>244. Huiles minérales brutes (de pétrole):</b>								
212	-	14	-	-	2 373	wagon	Nombre de wagons chargés	19
6 930	-	1 112	-	-	172 049	tonnes métriques	Chargées sur wagons au Canada	20
-	-	-	-	-	6 532	" "	En provenance d'autres chemins de fer au Canada	21
-	-	-	-	-	-	" "	En provenance des Etats-Unis:	
-	-	-	40	-	275	" "	A destination du Canada	22
-	-	-	-	-	32	" "	A destination des Etats-Unis	23
-	<b>6 930</b>	<b>1 112</b>	<b>40</b>	-	<b>178 888</b>	" "	<b>Total du trafic marchandises transportées(1)</b>	<b>24</b>
543	-	1 112	-	-	172 419	" "	Déchargées du wagon au Canada	25
5 397	-	-	40	-	6 437	" "	Remises aux autres chemins de fer au Canada	26
-	-	-	-	-	32	" "	Remises au réseau des Etats-Unis	27
<b>246. Gaz naturel et autres substances bitumineuses brutes:</b>								
-	-	-	-	-	43	wagon	Nombre de wagons chargés	28
-	-	-	-	-	3 216	tonnes métriques	Chargées sur wagons au Canada	29
-	-	-	-	-	-	" "	En provenance d'autres chemins de fer au Canada	30
-	-	-	-	-	-	" "	En provenance des Etats-Unis:	
-	-	-	219	-	1 084	" "	A destination du Canada	31
-	-	-	-	-	-	" "	A destination des Etats-Unis	32
-	-	-	<b>219</b>	-	<b>4 300</b>	" "	<b>Total du trafic marchandises transportées(1)</b>	<b>33</b>
-	-	-	-	-	4 128	" "	Déchargées du wagon au Canada	34
-	-	-	102	-	172	" "	Remises aux autres chemins de fer au Canada	35
-	-	-	117	-	-	" "	Remises au réseau des Etats-Unis	36
<b>248. Amiante non ouvré, brut ou en fibres:</b>								
-	21	-	547	-	8 174	wagon	Nombre de wagons chargés	37
-	1 218	-	21 783	-	388 914	tonnes métriques	Chargées sur wagons au Canada	38
-	18	-	1 930	-	3 786	" "	En provenance d'autres chemins de fer au Canada	39
-	-	-	-	-	-	" "	En provenance des Etats-Unis:	
-	-	-	-	-	2 167	" "	A destination du Canada	40
-	-	-	-	-	9 339	" "	A destination des Etats-Unis	41
-	<b>1 236</b>	-	<b>23 713</b>	-	<b>404 206</b>	" "	<b>Total du trafic marchandises transportées(1)</b>	<b>42</b>
-	-	-	-	-	105 517	" "	Déchargées du wagon au Canada	43
-	18	-	-	-	50 730	" "	Remises aux autres chemins de fer au Canada	44
-	1 218	-	260	-	247 959	" "	Remises au réseau des Etats-Unis	45
-	-	-	23 453	-	-	" "		
<b>250. Argile:</b>								
-	3	1 376	-	-	2 025	wagon	Nombre de wagons chargés	46
-	243	114 223	-	-	157 282	tonnes métriques	Chargées sur wagons au Canada	47
2 367	12 765	-	12 265	-	91 418	" "	En provenance d'autres chemins de fer au Canada	48
-	-	-	-	-	-	" "	En provenance des Etats-Unis:	
-	-	-	61 857	-	445 877	" "	A destination du Canada	49
-	-	-	7 479	4 750	17 945	" "	A destination des Etats-Unis	50
-	<b>13 008</b>	<b>114 223</b>	<b>81 601</b>	<b>4 750</b>	<b>712 522</b>	" "	<b>Total du trafic marchandises transportées(1)</b>	<b>51</b>
1 679	-	-	-	-	598 450	" "	Déchargées du wagon au Canada	52
688	13 008	114 223	21 674	-	94 855	" "	Remises aux autres chemins de fer au Canada	53
-	-	-	59 521	-	19 218	" "	Remises au réseau des Etats-Unis	54
-	-	-	405	4 750	-	" "		

Voir note(s) à la fin du tableau.

TABLE 2. Revenue Freight Carried by Railways Within Canada, 1980

Commodity		Class I - Classe I		Class II - Classe II			
		Canadian National Canadien National	Canadian Pacific Canadien Pacifique	Algoma Central	British Columbia Railway	Canada Southern (Consolidated Rail)	Chesapeake and Ohio
<b>Crude materials, inedible (C.L.):</b>							
<b>252. Other crude refractory materials:</b>							
1	Number of railway cars loaded	carloads	30	-	-	-	-
2	Loaded onto railway cars in Canada	metric tonnes	1 679	-	-	-	-
3	Received from other railways in Canada	" "	-	54	-	-	-
4	Received from United States rail:	" "	-	-	-	-	-
5	Destined to Canadian points	" "	1 858	484	-	-	-
6	Destined to United States points	" "	-	-	-	-	-
6	<b>Total freight traffic carried(1)</b>	" "	<b>3 537</b>	<b>538</b>	-	-	-
7	Unloaded from railway cars in Canada	" "	3 537	538	-	-	-
8	Delivered to other railways in Canada	" "	-	-	-	-	-
9	Delivered to United States rail connections	" "	-	-	-	-	-
<b>254. Natural abrasives:</b>							
10	Number of railway cars loaded	carloads	36	55	-	-	-
11	Loaded onto railway cars in Canada	metric tonnes	1 724	4 017	-	-	-
12	Received from other railways in Canada	" "	2 821	20 539	-	-	-
13	Received from United States rail:	" "	-	-	-	-	-
14	Destined to Canadian points	" "	18 904	8 946	-	-	45
15	Destined to United States points	" "	50	2 262	-	-	74
15	<b>Total freight traffic carried(1)</b>	" "	<b>23 499</b>	<b>35 764</b>	-	-	<b>119</b>
16	Unloaded from railway cars in Canada	" "	21 567	30 570	-	-	45
17	Delivered to other railways in Canada	" "	245	718	-	-	-
18	Delivered to United States rail connections	" "	1 687	4 475	-	-	74
<b>256. Sand, industrial:</b>							
19	Number of railway cars loaded	carloads	4 479	2 065	-	6	-
20	Loaded onto railway cars in Canada	metric tonnes	172 183	161 037	-	249	-
21	Received from other railways in Canada	" "	1 477	58 827	-	844	-
22	Received from United States rail:	" "	-	-	-	-	-
23	Destined to Canadian points	" "	279 160	327 925	-	-	2 658
24	Destined to United States points	" "	5 128	1 820	-	-	2 938
24	<b>Total freight traffic carried(1)</b>	" "	<b>457 948</b>	<b>549 609</b>	-	<b>1 093</b>	<b>5 652</b>
25	Unloaded from railway cars in Canada	" "	423 916	528 089	-	1 093	1 478
26	Delivered to other railways in Canada	" "	28 818	8 043	-	-	1 178
27	Delivered to United States rail connections	" "	5 214	13 477	-	-	2 996
<b>258. Sand, n.e.s.:</b>							
28	Number of railway cars loaded	carloads	9	2	-	-	-
29	Loaded onto railway cars in Canada	metric tonnes	616	88	-	-	-
30	Received from other railways in Canada	" "	-	54	-	122	-
31	Received from United States rail:	" "	-	-	-	-	-
32	Destined to Canadian points	" "	5 030	3 786	-	-	9
33	Destined to United States points	" "	-	-	-	-	207
33	<b>Total freight traffic carried(1)</b>	" "	<b>5 646</b>	<b>3 928</b>	-	<b>122</b>	<b>216</b>
34	Unloaded from railway cars in Canada	" "	5 588	3 852	-	122	-
35	Delivered to other railways in Canada	" "	-	76	-	-	9
36	Delivered to United States rail connections	" "	58	-	-	-	207
<b>260. Gravel:</b>							
37	Number of railway cars loaded	carloads	15	14	-	-	-
38	Loaded onto railway cars in Canada	metric tonnes	670	1 044	-	-	-
39	Received from other railways in Canada	" "	-	167	-	-	-
40	Received from United States rail:	" "	-	-	-	-	-
41	Destined to Canadian points	" "	472	371	-	-	92
42	Destined to United States points	" "	-	-	-	-	-
42	<b>Total freight traffic carried(1)</b>	" "	<b>1 142</b>	<b>1 582</b>	-	-	<b>92</b>
43	Unloaded from railway cars in Canada	" "	1 060	1 582	-	-	-
44	Delivered to other railways in Canada	" "	82	-	-	-	92
45	Delivered to United States rail connections	" "	-	-	-	-	-
<b>262. Building stone, rough:</b>							
46	Number of railway cars loaded	carloads	8	21	-	-	-
47	Loaded onto railway cars in Canada	metric tonnes	423	1 071	-	-	-
48	Received from other railways in Canada	" "	-	-	-	-	-
49	Received from United States rail:	" "	-	-	-	-	-
50	Destined to Canadian points	" "	230	670	-	-	54
51	Destined to United States points	" "	3 761	-	-	-	-
51	<b>Total freight traffic carried(1)</b>	" "	<b>4 414</b>	<b>1 741</b>	-	-	<b>54</b>
52	Unloaded from railway cars in Canada	" "	599	1 716	-	-	-
53	Delivered to other railways in Canada	" "	-	25	-	-	54
54	Delivered to United States rail connections	" "	3 816	-	-	-	-

See footnote(s) at end of table.

TABLEAU 2. Marchandises payantes transportées par chemin de fer au Canada, 1980

Class II - Classe II				Classes III and IV	Grand total all Railways	Type de marchandise	No	
Northern Alberta	Ontario Northland	Quebec North Shore and Labrador	All other Tous autres	Classes III et IV	Total général tous chemins de fer			
<b>Matières brutes, non comestibles (charge complète):</b>								
<b>252. Autres matières réfractaires brutes:</b>								
-	-	-	-	-	30	wagon	Nombre de wagons chargés	1
-	-	-	-	-	1 679	tonnes métriques	Chargées sur wagons au Canada	2
-	-	-	81	-	135	" "	En provenance d'autres chemins de fer au Canada	3
-	-	-	-	-	2 396	" "	En provenance des Etats-Unis:	4
-	-	-	54	-	-	" "	A destination du Canada	5
-	-	-	-	-	-	" "	A destination des Etats-Unis	6
-	-	-	135	-	4 210	" "	<b>Total du trafic marchandises transportées(1)</b>	7
-	-	-	54	-	4 129	" "	Déchargées du wagon au Canada	8
-	-	-	54	-	54	" "	Remises aux autres chemins de fer au Canada	9
-	-	-	27	-	27	" "	Remises au réseau des Etats-Unis	10
<b>254. Abrasifs naturels:</b>								
-	1	-	1	-	93	wagon	Nombre de wagons chargés	11
-	18	-	42	-	5 801	tonnes métriques	Chargées sur wagons au Canada	12
-	695	-	445	-	24 500	" "	En provenance d'autres chemins de fer au Canada	13
-	-	-	-	-	61 896	" "	En provenance des Etats-Unis:	14
-	-	-	34 001	-	2 386	" "	A destination du Canada	15
-	-	-	-	-	2 386	" "	A destination des Etats-Unis	16
-	713	-	34 488	-	94 583	" "	<b>Total du trafic marchandises transportées(1)</b>	17
-	713	-	5 547	-	58 442	" "	Déchargées du wagon au Canada	18
-	-	-	28 940	-	29 903	" "	Remises aux autres chemins de fer au Canada	19
-	-	-	-	-	6 236	" "	Remises au réseau des Etats-Unis	20
<b>256. Sable, d'usage industriel:</b>								
1	-	-	4	-	6 555	wagon	Nombre de wagons chargés	21
87	-	-	197	-	333 753	tonnes métriques	Chargées sur wagons au Canada	22
6 809	318	-	15 439	-	83 827	" "	En provenance d'autres chemins de fer au Canada	23
-	-	-	-	-	750 095	" "	En provenance des Etats-Unis:	24
-	-	-	118 697	-	21 501	" "	A destination du Canada	25
-	-	-	11 557	-	-	" "	A destination des Etats-Unis	26
6 896	318	-	145 890	-	1 189 176	" "	<b>Total du trafic marchandises transportées(1)</b>	27
2 764	318	-	65 039	-	1 033 848	" "	Déchargées du wagon au Canada	28
1 133	-	-	80 744	-	133 468	" "	Remises aux autres chemins de fer au Canada	29
-	-	-	108	-	21 863	" "	Remises au réseau des Etats-Unis	30
<b>258. Sable, n.d.a.:</b>								
-	3	10	-	-	24	wagon	Nombre de wagons chargés	31
-	245	356	-	-	1 305	tonnes métriques	Chargées sur wagons au Canada	32
2 758	181	-	810	-	3 925	" "	En provenance d'autres chemins de fer au Canada	33
-	-	-	1 384	-	11 429	" "	En provenance des Etats-Unis:	34
-	-	-	165	-	372	" "	A destination du Canada	35
-	-	-	-	-	-	" "	A destination des Etats-Unis	36
2 758	426	356	2 359	-	17 031	" "	<b>Total du trafic marchandises transportées(1)</b>	37
2 233	425	356	2 025	-	15 192	" "	Déchargées du wagon au Canada	38
525	-	-	333	-	1 572	" "	Remises aux autres chemins de fer au Canada	39
-	-	-	-	-	265	" "	Remises au réseau des Etats-Unis	40
<b>260. Gravier:</b>								
10	4	1	-	-	44	wagon	Nombre de wagons chargés	41
628	273	45	-	-	2 660	tonnes métriques	Chargées sur wagons au Canada	42
34	-	-	224	-	425	" "	En provenance d'autres chemins de fer au Canada	43
-	-	-	-	-	10 118	" "	En provenance des Etats-Unis:	44
-	-	-	9 183	-	-	" "	A destination du Canada	45
-	-	-	-	-	-	" "	A destination des Etats-Unis	46
662	273	45	9 407	-	13 203	" "	<b>Total du trafic marchandises transportées(1)</b>	47
661	273	45	9 073	-	12 694	" "	Déchargées du wagon au Canada	48
-	-	-	334	-	508	" "	Remises aux autres chemins de fer au Canada	49
-	-	-	-	-	-	" "	Remises au réseau des Etats-Unis	50
<b>262. Pierres de construction brutes:</b>								
-	-	-	-	-	29	wagon	Nombre de wagons chargés	51
-	-	-	-	-	1 494	tonnes métriques	Chargées sur wagons au Canada	52
-	-	-	145	-	145	" "	En provenance d'autres chemins de fer au Canada	53
-	-	-	-	-	954	" "	En provenance des Etats-Unis:	54
-	-	-	-	-	3 761	" "	A destination du Canada	55
-	-	-	-	-	-	" "	A destination des Etats-Unis	56
-	-	-	145	-	6 354	" "	<b>Total du trafic marchandises transportées(1)</b>	57
-	-	-	-	-	2 315	" "	Déchargées du wagon au Canada	58
-	-	-	145	-	224	" "	Remises aux autres chemins de fer au Canada	59
-	-	-	-	-	3 816	" "	Remises au réseau des Etats-Unis	60

Voir note(s) à la fin du tableau.



TABLE 2. Revenue Freight Carried by Railways Within Canada, 1980

No.	Commodity		Class I - Classe I		Class II - Classe II			
			Canadian National Canadien National	Canadian Pacific Canadien Pacifique	Algoma Central	British Columbia Railway	Canada Southern (Consolidated Rail)	Chesapeake and Ohio
<b>Crude materials, inedible (C.L.):</b>								
<b>264. Silica or silox, n.e.s.:</b>								
1	Number of railway cars loaded	carloads	87	216	-	-	-	-
2	Loaded onto railway cars in Canada	metric tonnes	5 124	14 921	-	-	-	-
3	Received from other railways in Canada	" "	-	-	-	-	530	-
4	Received from United States rail	" "	-	-	-	-	-	-
5	Destined to Canadian points	" "	7 051	3 334	-	-	28	-
6	Destined to United States points	" "	-	946	-	-	-	-
6	<b>Total freight traffic carried(1)</b>	" "	<b>12 175</b>	<b>19 201</b>	-	-	<b>558</b>	-
7	Unloaded from railway cars in Canada	" "	12 120	4 424	-	-	-	-
8	Delivered to other railways in Canada	" "	54	1 189	-	-	28	-
9	Delivered to United States rail connections	" "	-	13 588	-	-	530	-
<b>266. Agricultural limestone:</b>								
10	Number of railway cars loaded	carloads	881	249	-	-	-	-
11	Loaded onto railway cars in Canada	metric tonnes	51 794	16 680	-	-	-	-
12	Received from other railways in Canada	" "	-	661	-	-	-	-
13	Received from United States rail:	" "	-	-	-	-	-	-
14	Destined to Canadian points	" "	-	2 060	-	-	225	-
15	Destined to United States points	" "	-	-	-	-	-	-
15	<b>Total freight traffic carried(1)</b>	" "	<b>51 794</b>	<b>19 401</b>	-	-	<b>225</b>	-
16	Unloaded from railway cars in Canada	" "	51 658	16 967	-	-	-	-
17	Delivered to other railways in Canada	" "	-	-	-	-	225	-
18	Delivered to United States rail connections	" "	136	2 435	-	-	-	-
<b>268. Limestone, furnace or foundry and fluxing stone:</b>								
19	Number of railway cars loaded	carloads	3	1,425	2,587	-	-	-
20	Loaded onto railway cars in Canada	metric tonnes	204	117 657	213 008	-	-	-
21	Received from other railways in Canada	" "	-	-	-	-	-	-
22	Received from United States rail:	" "	-	-	-	-	-	-
23	Destined to Canadian points	" "	-	-	-	-	-	-
24	Destined to United States points	" "	-	-	-	-	-	-
24	<b>Total freight traffic carried(1)</b>	" "	<b>204</b>	<b>117 657</b>	<b>213 008</b>	-	-	-
25	Unloaded from railway cars in Canada	" "	204	117 657	213 008	-	-	-
26	Delivered to other railways in Canada	" "	-	-	-	-	-	-
27	Delivered to United States rail connections	" "	-	-	-	-	-	-
<b>270. Limestone, crushed or broken, n.e.s.:</b>								
28	Number of railway cars loaded	carloads	45,266	6,000	-	-	-	-
29	Loaded onto railway cars in Canada	metric tonnes	3 280 210	458 130	-	-	-	-
30	Received from other railways in Canada	" "	-	12 837	-	-	808	-
31	Received from United States rail:	" "	-	-	-	-	-	-
32	Destined to Canadian points	" "	34 498	1 170	-	-	3 133	-
33	Destined to United States points	" "	74	52	-	-	-	1 809
33	<b>Total freight traffic carried(1)</b>	" "	<b>3 314 782</b>	<b>472 189</b>	-	-	<b>3 941</b>	<b>1 809</b>
34	Unloaded from railway cars in Canada	" "	3 307 954	468 545	-	-	36	-
35	Delivered to other railways in Canada	" "	207	1 519	-	-	3 097	-
36	Delivered to United States rail connections	" "	6 622	2 125	-	-	808	1 809
<b>272. Stone, n.e.s. including stones refuse:</b>								
37	Number of railway cars loaded	carloads	1,333	1,574	-	141	-	-
38	Loaded onto railway cars in Canada	metric tonnes	91 967	105 951	-	10 581	-	-
39	Received from other railways in Canada	" "	283	6 788	-	605	822	-
40	Received from United States rail:	" "	-	-	-	-	-	-
41	Destined to Canadian points	" "	2 329	7 756	-	-	330	70
42	Destined to United States points	" "	9 329	249	-	-	-	55
42	<b>Total freight traffic carried(1)</b>	" "	<b>103 908</b>	<b>120 744</b>	-	<b>11 186</b>	<b>1 152</b>	<b>125</b>
43	Unloaded from railway cars in Canada	" "	94 318	96 922	-	11 186	-	70
44	Delivered to other railways in Canada	" "	36	12 095	-	-	330	-
45	Delivered to United States rail connections	" "	9 553	11 727	-	-	822	55
<b>274. Barytes, natural:</b>								
46	Number of railway cars loaded	carloads	2	1,444	-	-	-	-
47	Loaded onto railway cars in Canada	metric tonnes	145	95 762	-	-	-	-
48	Received from other railways in Canada	" "	4 205	-	-	3 406	-	-
49	Received from United States rail:	" "	-	-	-	-	-	-
50	Destined to Canadian points	" "	20 888	3 236	-	-	-	-
51	Destined to United States points	" "	-	-	-	-	-	-
51	<b>Total freight traffic carried(1)</b>	" "	<b>25 238</b>	<b>98 998</b>	-	<b>3 406</b>	-	-
52	Unloaded from railway cars in Canada	" "	23 322	85 110	-	3 406	-	-
53	Delivered to other railways in Canada	" "	1 916	13 888	-	-	-	-
54	Delivered to United States rail connections	" "	-	-	-	-	-	-

See footnote(s) at end of table.

TABLEAU 2. Marchandises payantes transportées par chemin de fer au Canada, 1980

Class II - Classe II				Classes III and IV	Grand total all Railways	Type de marchandise	No
Northern Alberta	Ontario Northland	Quebec North Shore and Labrador	All other Tous autres	Classes III et IV	Total général tous chemins de fer		
						<b>Matières brutes, non comestibles (charge complète):</b>	
						<b>264. Silice ou silex, n.d.a.:</b>	
					303	wagon	Nombre de wagons chargés
					20 045	tonnes métriques	Chargées sur wagons au Canada
			856		1 386	" "	En provenance d'autres chemins de fer au Canada
						" "	En provenance des Etats-Unis:
			1 752		12 165	" "	A destination du Canada
					946	" "	A destination des Etats-Unis
			<b>2 608</b>		<b>34 542</b>	" "	<b>Total du trafic marchandises transportées(1)</b>
					17 501	" "	Déchargées du wagon au Canada
			957		2 922	" "	Remises aux autres chemins de fer au Canada
			1 651		14 118	" "	Remises au réseau des Etats-Unis
							<b>266. Pierres calcaires, d'usage agricole:</b>
					1,130	wagon	Nombre de wagons chargés
					68 474	tonnes métriques	Chargées sur wagons au Canada
					661	" "	En provenance d'autres chemins de fer au Canada
						" "	En provenance des Etats-Unis:
			801		3 086	" "	A destination du Canada
						" "	A destination des Etats-Unis
			<b>801</b>		<b>72 221</b>	" "	<b>Total du trafic marchandises transportées(1)</b>
					69 207	" "	Déchargées du wagon au Canada
			582		444	" "	Remises aux autres chemins de fer au Canada
			219		2 571	" "	Remises au réseau des Etats-Unis
							<b>268. Pierres calcaires (usage industriel) et castines:</b>
					4,015	wagon	Nombre de wagons chargés
					330 869	tonnes métriques	Chargées sur wagons au Canada
						" "	En provenance d'autres chemins de fer au Canada
						" "	En provenance des Etats-Unis:
			35		35	" "	A destination du Canada
						" "	A destination des Etats-Unis
			<b>35</b>		<b>330 904</b>	" "	<b>Total du trafic marchandises transportées(1)</b>
					330 869	" "	Déchargées du wagon au Canada
			35		35	" "	Remises aux autres chemins de fer au Canada
						" "	Remises au réseau des Etats-Unis
							<b>270. Pierres calcaires concassées, n.d.a.:</b>
					51,266	wagon	Nombre de wagons chargés
					3 738 340	tonnes métriques	Chargées sur wagons au Canada
			6 738		20 383	" "	En provenance d'autres chemins de fer au Canada
						" "	En provenance des Etats-Unis:
			20 684		59 485	" "	A destination du Canada
			1 424		3 359	" "	A destination des Etats-Unis
			<b>28 846</b>		<b>3 821 567</b>	" "	<b>Total du trafic marchandises transportées(1)</b>
					3 787 142	" "	Déchargées du wagon au Canada
			10 607		23 062	" "	Remises aux autres chemins de fer au Canada
			18 239		11 364	" "	Remises au réseau des Etats-Unis
							<b>272. Pierres, n.d.a., y compris les débris de pierres:</b>
					3,055	wagon	Nombre de wagons chargés
					208 914	tonnes métriques	Chargées sur wagons au Canada
					20 269	" "	En provenance d'autres chemins de fer au Canada
						" "	En provenance des Etats-Unis:
			2 387		12 872	" "	A destination du Canada
			4 385		14 018	" "	A destination des Etats-Unis
			<b>18 487</b>		<b>256 073</b>	" "	<b>Total du trafic marchandises transportées(1)</b>
					213 421	" "	Déchargées du wagon au Canada
			10 518		20 495	" "	Remises aux autres chemins de fer au Canada
			64		22 157	" "	Remises au réseau des Etats-Unis
							<b>274. Barytine:</b>
					1,448	wagon	Nombre de wagons chargés
					95 974	tonnes métriques	Chargées sur wagons au Canada
					22 230	" "	En provenance d'autres chemins de fer au Canada
						" "	En provenance des Etats-Unis:
			13 247		37 371	" "	A destination du Canada
						" "	A destination des Etats-Unis
			<b>13 247</b>		<b>155 575</b>	" "	<b>Total du trafic marchandises transportées(1)</b>
					113 620	" "	Déchargées du wagon au Canada
			1 100		41 955	" "	Remises aux autres chemins de fer au Canada
			12 147			" "	Remises au réseau des Etats-Unis

Voir note(s) à la fin du tableau.

TABLE 2. Revenue Freight Carried by Railways Within Canada, 1980

Commodity		Class I - Classe I		Class II - Classe II			
		Canadian National Canadien National	Canadian Pacific Canadien Pacifique	Algoma Central	British Columbia Railway	Canada Southern (Consolidated Rail)	Chesapeake and Ohio
<b>Crude materials, inedible (C.L.):</b>							
<b>276. Gypsum:</b>							
1	Number of railway cars loaded	carloads	31,150	25,603	-	-	1
2	Loaded onto railway cars in Canada	metric tonnes	2 655 396	1 994 661	-	-	36
3	Received from other railways in Canada	" "	174	183	-	-	-
Received from United States rail:							
4	Destined to Canadian points	" "	1 144	901	-	-	-
5	Destined to United States points	" "	-	-	-	-	159
6	<b>Total freight traffic carried(1)</b>	" "	<b>2 656 714</b>	<b>1 995 745</b>	-	-	<b>36</b>
7	Unloaded from railway cars in Canada	" "	2 656 685	1 973 530	-	-	-
8	Delivered to other railways in Canada	" "	29	130	-	-	36
9	Delivered to United States rail connections	" "	-	22 085	-	-	159
<b>278. Pyrites, iron, except roasted:</b>							
10	Number of railway cars loaded	carloads	-	206	-	-	-
11	Loaded onto railway cars in Canada	metric tonnes	-	14 185	-	-	-
12	Received from other railways in Canada	" "	-	31 826	-	-	-
Received from United States rail:							
13	Destined to Canadian points	" "	91	90	-	-	-
14	Destined to United States points	" "	-	-	-	-	-
15	<b>Total freight traffic carried(1)</b>	" "	<b>91</b>	<b>46 101</b>	-	-	-
16	Unloaded from railway cars in Canada	" "	91	14 134	-	-	-
17	Delivered to other railways in Canada	" "	-	141	-	-	-
18	Delivered to United States rail connections	" "	-	31 826	-	-	-
<b>280. Nepheline syenite:</b>							
19	Number of railway cars loaded	carloads	-	4,537	-	-	-
20	Loaded onto railway cars in Canada	metric tonnes	-	340 068	-	-	-
21	Received from other railways in Canada	" "	7 650	-	-	-	110 444
Received from United States rail:							
22	Destined to Canadian points	" "	-	68	-	-	-
23	Destined to United States points	" "	-	-	-	-	-
24	<b>Total freight traffic carried(1)</b>	" "	<b>7 650</b>	<b>340 136</b>	-	-	<b>110 444</b>
25	Unloaded from railway cars in Canada	" "	7 650	89 050	-	-	-
26	Delivered to other railways in Canada	" "	-	104 979	-	-	-
27	Delivered to United States rail connections	" "	-	146 107	-	-	110 444
<b>282. Phosphate rock:</b>							
28	Number of railway cars loaded	carloads	9,551	32	-	-	1
29	Loaded onto railway cars in Canada	metric tonnes	811 555	2 764	-	-	87
30	Received from other railways in Canada	" "	3 632	344	-	118	-
Received from United States rail:							
31	Destined to Canadian points	" "	48 578	1 548 801	-	-	188 821
32	Destined to United States points	" "	-	135	-	-	-
33	<b>Total freight traffic carried(1)</b>	" "	<b>863 765</b>	<b>1 552 044</b>	-	<b>118</b>	<b>188 821</b>
34	Unloaded from railway cars in Canada	" "	863 765	1 334 779	-	118	310 569
35	Delivered to other railways in Canada	" "	-	216 948	-	-	87
36	Delivered to United States rail connections	" "	-	318	-	-	-
<b>284. Common salt, rock or bulk:</b>							
37	Number of railway cars loaded	carloads	9,324	1,815	-	2	32
38	Loaded onto railway cars in Canada	metric tonnes	762 867	159 078	-	39	2 236
39	Received from other railways in Canada	" "	913	4 914	-	7 749	-
Received from United States rail:							
40	Destined to Canadian points	" "	854	82	-	-	-
41	Destined to United States points	" "	272	-	-	-	79 797
42	<b>Total freight traffic carried(1)</b>	" "	<b>764 906</b>	<b>164 074</b>	-	<b>7 788</b>	<b>102</b>
43	Unloaded from railway cars in Canada	" "	711 396	141 434	-	7 788	-
44	Delivered to other railways in Canada	" "	53 166	20 186	-	-	-
45	Delivered to United States rail connections	" "	344	2 455	-	-	102
<b>286. Common salt, n.e.s.:</b>							
46	Number of railway cars loaded	carloads	1,229	294	-	4	-
47	Loaded onto railway cars in Canada	metric tonnes	65 325	22 346	-	76	-
48	Received from other railways in Canada	" "	106	2 018	-	4 944	-
Received from United States rail:							
49	Destined to Canadian points	" "	1 935	37	-	-	45
50	Destined to United States points	" "	2 869	277	-	-	15 889
51	<b>Total freight traffic carried(1)</b>	" "	<b>70 235</b>	<b>24 678</b>	-	<b>5 020</b>	<b>45</b>
52	Unloaded from railway cars in Canada	" "	63 401	22 810	-	5 020	159
53	Delivered to other railways in Canada	" "	3 803	3	-	-	1 819
54	Delivered to United States rail connections	" "	3 031	1 867	-	-	15 885

See footnote(s) at end of table.

TABLEAU 2. Marchandises payantes transportées par chemin de fer au Canada, 1980

Class II - Classe II				Classes III and IV	Grand total all Railways	Type de marchandise	No
Northern Alberta	Ontario Northland	Quebec North Shore and Labrador	All other Tous autres				
						<b>Matières brutes, non comestibles (charge complète):</b>	
						<b>276. Gypse:</b>	
					56,754	wagon	Nombre de wagons chargés
					4 650 093	tonnes métriques	Chargées sur wagons au Canada
			36		393	" "	En provenance d'autres chemins de fer au Canada
			158		2 203	" "	En provenance des Etats-Unis:
					159	" "	A destination du Canada
						" "	A destination des Etats-Unis
			<b>194</b>		<b>4 652 848</b>	" "	<b>Total du trafic marchandises transportées(1)</b>
			158		4 630 373	" "	Déchargées du wagon au Canada
			36		231	" "	Remises aux autres chemins de fer au Canada
					22 244	" "	Remises au réseau des Etats-Unis
							<b>278. Pyrites de fer (sauf frittées):</b>
	450				656	wagon	Nombre de wagons chargés
	31 870				46 055	tonnes métriques	Chargées sur wagons au Canada
			103		31 929	" "	En provenance d'autres chemins de fer au Canada
						" "	En provenance des Etats-Unis:
					181	" "	A destination du Canada
						" "	A destination des Etats-Unis
	<b>31 870</b>		<b>103</b>		<b>78 165</b>	" "	<b>Total du trafic marchandises transportées(1)</b>
					14 225	" "	Déchargées du wagon au Canada
	31 870				32 011	" "	Remises aux autres chemins de fer au Canada
			103		31 929	" "	Remises au réseau des Etats-Unis
							<b>280. Syénite néphélinique:</b>
			6		4,543	wagon	Nombre de wagons chargés
			209		340 277	tonnes métriques	Chargées sur wagons au Canada
			96 405		214 499	" "	En provenance d'autres chemins de fer au Canada
						" "	En provenance des Etats-Unis:
					68	" "	A destination du Canada
						" "	A destination des Etats-Unis
			<b>96 614</b>		<b>554 844</b>	" "	<b>Total du trafic marchandises transportées(1)</b>
			5 085		101 785	" "	Déchargées du wagon au Canada
			91 320		196 299	" "	Remises aux autres chemins de fer au Canada
			209		256 760	" "	Remises au réseau des Etats-Unis
							<b>282. Roche phosphatée:</b>
					9,584	wagon	Nombre de wagons chargés
					814 406	tonnes métriques	Chargées sur wagons au Canada
			414 993		419 087	" "	En provenance d'autres chemins de fer au Canada
						" "	En provenance des Etats-Unis:
			36		2 096 805	" "	A destination du Canada
			183		318	" "	A destination des Etats-Unis
			<b>415 212</b>		<b>3 330 616</b>	" "	<b>Total du trafic marchandises transportées(1)</b>
			414 957		2 924 188	" "	Déchargées du wagon au Canada
			255		406 111	" "	Remises aux autres chemins de fer au Canada
					318	" "	Remises au réseau des Etats-Unis
							<b>284. Sel gemme de saline:</b>
					11,173	wagon	Nombre de wagons chargés
2 488	27 058		19 542		924 222	tonnes métriques	Chargées sur wagons au Canada
					62 766	" "	En provenance d'autres chemins de fer au Canada
			10 177		11 113	" "	En provenance des Etats-Unis:
					80 069	" "	A destination du Canada
<b>2 488</b>	<b>27 058</b>		<b>29 719</b>		<b>1 078 170</b>	" "	<b>Total du trafic marchandises transportées(1)</b>
2 158			29 394		892 170	" "	Déchargées du wagon au Canada
329	27 058		239		100 978	" "	Remises aux autres chemins de fer au Canada
			86		85 022	" "	Remises au réseau des Etats-Unis
							<b>286. Sel commun, n.d.a.:</b>
		227			1,754	wagon	Nombre de wagons chargés
		8 035			95 782	tonnes métriques	Chargées sur wagons au Canada
			1 045		8 164	" "	En provenance d'autres chemins de fer au Canada
						" "	En provenance des Etats-Unis:
			708		4 699	" "	A destination du Canada
					19 031	" "	A destination des Etats-Unis
51		<b>8 035</b>	<b>1 753</b>		<b>127 676</b>	" "	<b>Total du trafic marchandises transportées(1)</b>
		7 773	1 474		100 656	" "	Déchargées du wagon au Canada
		262	279		6 237	" "	Remises aux autres chemins de fer au Canada
					20 783	" "	Remises au réseau des Etats-Unis

Voir note(s) à la fin du tableau.



TABLE 2. Revenue Freight Carried by Railways Within Canada, 1980

Commodity		Class I - Classe I		Class II - Classe II				
		Canadian National Canadien National	Canadian Pacific Canadien Pacifique	Algoma Central	British Columbia Railway	Canada Southern (Consolidated Rail)	Chesapeake and Ohio	
<b>Crude materials, inedible (C.L.):</b>								
<b>288. Liquid sulphur:</b>								
1	Number of railway cars loaded	carloads	11,414	7,717	-	106	-	46
2	Loaded onto railway cars in Canada	metric tonnes	998 496	688 496	-	9 229	-	3 982
3	Received from other railways in Canada	" "	53 801	88 300	8 463	-	4 826	2 341
4	Received from United States rail:							
4	Destined to Canadian points	" "	-	-	-	-	-	-
5	Destined to United States points	" "	-	-	-	-	-	11 306
6	<b>Total freight traffic carried(1)</b>	" "	<b>1 052 297</b>	<b>776 796</b>	<b>8 463</b>	<b>9 229</b>	<b>4 826</b>	<b>17 629</b>
7	Unloaded from railway cars in Canada	" "	247 643	99 506	-	8 873	-	2 341
8	Delivered to other railways in Canada	" "	179 322	58 620	8 463	356	-	3 737
9	Delivered to United States rail connections	" "	625 331	618 670	-	-	4 826	11 551
<b>290. Sulphur, n.e.s.:</b>								
10	Number of railway cars loaded	carloads	40 648	29 291	-	2 656	-	-
11	Loaded onto railway cars in Canada	metric tonnes	3 223 898	2 278 917	-	224 549	-	-
12	Received from other railways in Canada	" "	32 572	16 984	-	-	1 091	88
13	Received from United States rail:							
13	Destined to Canadian points	" "	132	-	-	-	-	-
14	Destined to United States points	" "	-	-	-	-	-	-
15	<b>Total freight traffic carried(1)</b>	" "	<b>3 256 602</b>	<b>2 295 901</b>	<b>-</b>	<b>224 549</b>	<b>1 091</b>	<b>88</b>
16	Unloaded from railway cars in Canada	" "	3 144 209	2 209 310	-	216 453	1 091	88
17	Delivered to other railways in Canada	" "	18 732	20 793	-	2 680	-	-
18	Delivered to United States rail connections	" "	93 661	65 799	-	5 416	-	-
<b>292. Non-metallic minerals, crude, n.e.s.:</b>								
19	Number of railway cars loaded	carloads	157	366	-	-	6	-
20	Loaded onto railway cars in Canada	metric tonnes	8 076	23 805	-	-	318	-
21	Received from other railways in Canada	" "	3 481	12 662	-	-	1 241	-
22	Received from United States rail:							
22	Destined to Canadian points	" "	41 785	29 863	-	-	6 613	-
23	Destined to United States points	" "	6 104	31 252	-	-	-	1 420
24	<b>Total freight traffic carried(1)</b>	" "	<b>59 446</b>	<b>97 582</b>	<b>-</b>	<b>-</b>	<b>8 172</b>	<b>1 420</b>
25	Unloaded from railway cars in Canada	" "	52 810	30 989	-	-	255	-
26	Delivered to other railways in Canada	" "	257	8 931	-	-	6 449	-
27	Delivered to United States rail connections	" "	6 379	57 662	-	-	1 468	1 420
<b>294. Textile rags and waste n.e.s.:</b>								
28	Number of railway cars loaded	carloads	336	132	-	-	-	-
29	Loaded onto railway cars in Canada	metric tonnes	12 286	2 923	-	-	-	-
30	Received from other railways in Canada	" "	151	3 344	3	-	88	-
31	Received from United States rail:							
31	Destined to Canadian points	" "	16 006	3 727	-	-	2 209	-
32	Destined to United States points	" "	1 569	106	-	-	-	65
33	<b>Total freight traffic carried(1)</b>	" "	<b>30 012</b>	<b>10 100</b>	<b>3</b>	<b>-</b>	<b>2 297</b>	<b>65</b>
34	Unloaded from railway cars in Canada	" "	23 847	9 298	-	-	18	-
35	Delivered to other railways in Canada	" "	155	359	3	-	2 191	-
36	Delivered to United States rail connections	" "	6 009	443	-	-	88	65
<b>296. Paper waste:</b>								
37	Number of railway cars loaded	carloads	1,898	953	-	-	-	-
38	Loaded onto railway cars in Canada	metric tonnes	64 506	26 177	-	-	-	-
39	Received from other railways in Canada	" "	3 248	15 998	3 222	-	261	-
40	Received from United States rail:							
40	Destined to Canadian points	" "	141 179	10 533	-	-	7 555	53
41	Destined to United States points	" "	2 839	20 629	-	-	-	3 027
42	<b>Total freight traffic carried(1)</b>	" "	<b>211 772</b>	<b>73 337</b>	<b>3 222</b>	<b>-</b>	<b>7 816</b>	<b>3 080</b>
43	Unloaded from railway cars in Canada	" "	185 589	40 456	2 932	-	-	-
44	Delivered to other railways in Canada	" "	13 512	2 589	290	-	7 555	53
45	Delivered to United States rail connections	" "	12 672	30 293	-	-	261	3 027
<b>298. Slag (excluding basic) and ashes, waste:</b>								
46	Number of railway cars loaded	carloads	98	137	-	-	-	-
47	Loaded onto railway cars in Canada	metric tonnes	6 598	6 449	-	-	-	-
48	Received from other railways in Canada	" "	686	58 728	-	-	-	-
49	Received from United States rail:							
49	Destined to Canadian points	" "	5 557	3 367	-	-	26 179	-
50	Destined to United States points	" "	-	-	-	-	-	954
51	<b>Total freight traffic carried(1)</b>	" "	<b>12 841</b>	<b>68 544</b>	<b>-</b>	<b>-</b>	<b>26 179</b>	<b>954</b>
52	Unloaded from railway cars in Canada	" "	8 331	45 279	-	-	-	-
53	Delivered to other railways in Canada	" "	4 340	17 949	-	-	26 179	-
54	Delivered to United States rail connections	" "	171	5 315	-	-	-	954

See footnote(s) at end of table.

TABLEAU 2. Marchandises payantes transportées par chemin de fer au Canada, 1980

Class II - Classe II				Classes III and IV	Grand total all Railways	Type de marchandise	No	
Northern Alberta	Ontario Northland	Quebec North Shore and Labrador	All other Tous autres					Classes III et IV
						<b>Matières brutes, non comestibles (charge complète):</b>		
						<b>288. Soufre liquide:</b>		
593	-	-	77	-	19,953	wagon	Nombre de wagons chargés	1
38 182	-	-	453	-	1 738 838	tonnes métriques	Chargées sur wagons au Canada	2
-	164	-	109 910	-	267 805	" "	En provenance d'autres chemins de fer au Canada	3
-	-	-	-	-	-	" "	En provenance des Etats-Unis:	
-	-	-	-	-	-	" "	A destination du Canada	4
-	-	-	-	-	11 306	" "	A destination des Etats-Unis	5
<b>38 182</b>	<b>164</b>	-	<b>110 363</b>	-	<b>2 017 949</b>	" "	<b>Total du trafic marchandises transportées(1)</b>	<b>6</b>
-	-	-	67 801	-	426 164	" "	Déchargées du wagon au Canada	7
38 182	164	-	5 189	-	294 033	" "	Remises aux autres chemins de fer au Canada	8
-	-	-	37 372	-	1 297 750	" "	Remises au réseau des Etats-Unis	9
						<b>290. Soufre, n.d.a.:</b>		
-	-	-	-	-	72,595	wagon	Nombre de wagons chargés	10
-	5 522	-	98 421	-	5 727 364	tonnes métriques	Chargées sur wagons au Canada	11
-	-	-	-	-	154 678	" "	En provenance d'autres chemins de fer au Canada	12
-	-	-	26	-	158	" "	En provenance des Etats-Unis:	
-	-	-	-	-	-	" "	A destination du Canada	13
-	-	-	-	-	-	" "	A destination des Etats-Unis	14
-	<b>5 522</b>	-	<b>98 447</b>	-	<b>5 882 200</b>	" "	<b>Total du trafic marchandises transportées(1)</b>	<b>15</b>
-	5 522	-	54	-	5 576 727	" "	Déchargées du wagon au Canada	16
-	-	-	1 117	-	43 322	" "	Remises aux autres chemins de fer au Canada	17
-	-	-	97 276	-	262 152	" "	Remises au réseau des Etats-Unis	18
						<b>292. Minéraux non métalliques bruts, n.d.a.:</b>		
-	36	-	8	-	573	wagon	Nombre de wagons chargés	19
36	2 033	-	371	-	34 603	tonnes métriques	Chargées sur wagons au Canada	20
-	201	-	10 541	-	28 162	" "	En provenance d'autres chemins de fer au Canada	21
-	-	-	16 317	-	94 578	" "	En provenance des Etats-Unis:	
-	-	-	8 391	1 289	48 456	" "	A destination du Canada	22
36	<b>2 234</b>	-	<b>35 620</b>	<b>1 289</b>	<b>205 799</b>	" "	<b>Total du trafic marchandises transportées(1)</b>	<b>24</b>
-	69	-	15 272	-	99 395	" "	Déchargées du wagon au Canada	25
36	2 165	-	15 004	-	32 842	" "	Remises aux autres chemins de fer au Canada	26
-	-	-	5 345	1 289	73 563	" "	Remises au réseau des Etats-Unis	27
						<b>294. Chiffons et déchets de textiles, n.d.a.:</b>		
-	-	-	1	-	469	wagon	Nombre de wagons chargés	28
-	-	-	88	-	15 297	tonnes métriques	Chargées sur wagons au Canada	29
-	-	-	2 622	-	6 208	" "	En provenance d'autres chemins de fer au Canada	30
-	-	-	2 930	-	24 872	" "	En provenance des Etats-Unis:	
-	-	-	122	-	1 862	" "	A destination du Canada	31
-	-	-	<b>5 762</b>	-	<b>48 239</b>	" "	<b>Total du trafic marchandises transportées(1)</b>	<b>33</b>
-	-	-	1 334	-	34 497	" "	Déchargées du wagon au Canada	34
-	-	-	4 016	-	6 724	" "	Remises aux autres chemins de fer au Canada	35
-	-	-	411	-	7 016	" "	Remises au réseau des Etats-Unis	36
						<b>296. Déchets de papier:</b>		
-	-	-	4	-	2 855	wagon	Nombre de wagons chargés	37
-	-	-	162	-	90 845	tonnes métriques	Chargées sur wagons au Canada	38
-	8 032	-	4 905	-	35 666	" "	En provenance d'autres chemins de fer au Canada	39
-	-	-	35 873	-	195 193	" "	En provenance des Etats-Unis:	
-	-	-	4 202	4 940	35 637	" "	A destination du Canada	40
-	<b>8 032</b>	-	<b>45 142</b>	<b>4 940</b>	<b>357 341</b>	" "	<b>Total du trafic marchandises transportées(1)</b>	<b>42</b>
-	4 405	-	25 821	-	259 203	" "	Déchargées du wagon au Canada	43
-	3 627	-	18 687	-	46 313	" "	Remises aux autres chemins de fer au Canada	44
-	-	-	633	4 940	51 826	" "	Remises au réseau des Etats-Unis	45
						<b>298. Scories (sauf basiques) et cendres, déchets:</b>		
-	-	-	140	-	375	wagon	Nombre de wagons chargés	46
-	-	-	9 909	-	22 956	tonnes métriques	Chargées sur wagons au Canada	47
36	24 111	-	4 695	-	88 256	" "	En provenance d'autres chemins de fer au Canada	48
-	-	-	49 205	-	84 308	" "	En provenance des Etats-Unis:	
-	-	-	-	-	954	" "	A destination du Canada	49
36	<b>24 111</b>	-	<b>63 809</b>	-	<b>196 474</b>	" "	<b>Total du trafic marchandises transportées(1)</b>	<b>51</b>
36	24 111	-	183	-	77 940	" "	Déchargées du wagon au Canada	52
-	-	-	53 717	-	102 185	" "	Remises aux autres chemins de fer au Canada	53
-	-	-	9 909	-	16 349	" "	Remises au réseau des Etats-Unis	54

Voir note(s) à la fin du tableau.

TABLE 2. Revenue Freight Carried by Railways Within Canada, 1980

No	Commodity		Class I - Classe I		Class II - Classe II			
			Canadian National Canadien National	Canadian Pacific Canadien Pacifique	Algoma Central	British Columbia Railway	Canada Southern (Consolidated Rail)	Chesapeake and Ohio
<b>Crude materials, inedible (C.L.):</b>								
<b>300. Wood waste, n.e.s.:</b>								
1	Number of railway cars loaded	carloads	5,940	1,061	-	2	-	-
2	Loaded onto railway cars in Canada	metric tonnes	274 728	32 770	-	126	-	-
3	Received from other railways in Canada	" "	1 748	86	17	-	19	-
	Received from United States rail	" "	-	-	-	-	-	-
4	Destined to Canadian points	" "	87	591	-	-	180	-
5	Destined to United States points	" "	373	295	-	-	-	35
6	<b>Total freight traffic carried(1)</b>	" "	<b>276 936</b>	<b>33 742</b>	<b>17</b>	<b>126</b>	<b>199</b>	<b>35</b>
7	Unloaded from railway cars in Canada	" "	272 013	29 364	-	126	180	-
8	Delivered to other railways in Canada	" "	82	3 267	17	-	-	-
9	Delivered to United States rail connections	" "	4 842	1 112	-	-	19	35
<b>304. Waste materials, n.e.s.:</b>								
10	Number of railway cars loaded	carloads	327	155	-	1	-	182
11	Loaded onto railway cars in Canada	metric tonnes	15 312	8 197	-	73	-	14 844
12	Received from other railways in Canada	" "	36	15 019	-	-	165	-
	Received from United States rail	" "	-	-	-	-	-	-
13	Destined to Canadian points	" "	3 770	526	-	-	198	-
14	Destined to United States points	" "	3 857	778	-	-	-	749
15	<b>Total freight traffic carried(1)</b>	" "	<b>22 975</b>	<b>24 520</b>	<b>-</b>	<b>73</b>	<b>363</b>	<b>15 593</b>
16	Unloaded from railway cars in Canada	" "	10 444	19 052	-	73	151	-
17	Delivered to other railways in Canada	" "	982	269	-	-	47	14 731
18	Delivered to United States rail connections	" "	11 550	5 200	-	-	165	863
<b>993. Total:</b>								
19	Number of railway cars loaded	carloads	540,456	371,747	29,467	55,560	1,196	294
20	Loaded onto railway cars in Canada	metric tonnes	36 645 095	27 773 551	2 176 753	3 352 219	74 251	23 188
21	Received from other railways in Canada	" "	3 200 598	1 871 308	15 878	81 519	207 242	2 480
	Received from United States rail	" "	-	-	-	-	-	-
22	Destined to Canadian points	" "	1 179 262	2 531 326	-	-	641 770	343 187
23	Destined to United States points	" "	54 390	79 346	-	-	-	143 430
24	<b>Total freight traffic carried(1)</b>	" "	<b>41 079 345</b>	<b>32 255 531</b>	<b>2 192 631</b>	<b>3 433 738</b>	<b>923 263</b>	<b>512 216</b>
25	Unloaded from railway cars in Canada	" "	37 874 500	29 991 065	2 000 701	3 391 980	192 642	341 605
26	Delivered to other railways in Canada	" "	1 896 788	916 621	26 113	33 680	457 372	23 188
27	Delivered to United States rail connections	" "	1 308 057	1 347 844	165 817	8 078	273 249	147 449
<b>Section IV:</b>								
<b>Fabricated materials, inedible (C.L.):</b>								
<b>306. Leather and dressed furs and rubber fabricated materials:</b>								
28	Number of railway cars loaded	carloads	62	36	-	-	-	-
29	Loaded onto railway cars in Canada	metric tonnes	2 494	816	-	-	-	-
30	Received from other railways in Canada	" "	73	215	-	-	-	-
	Received from United States rail	" "	-	-	-	-	-	-
31	Destined to Canadian points	" "	10	93	-	-	-	-
32	Destined to United States points	" "	-	-	-	-	-	45
33	<b>Total freight traffic carried(1)</b>	" "	<b>2 577</b>	<b>1 124</b>	<b>-</b>	<b>-</b>	<b>-</b>	<b>45</b>
34	Unloaded from railway cars in Canada	" "	2 012	457	-	-	-	-
35	Delivered to other railways in Canada	" "	564	611	-	-	-	-
36	Delivered to United States rail connections	" "	-	56	-	-	-	45
<b>308. Lumber:</b>								
37	Number of railway cars loaded	carloads	64,277	25,434	1,038	44,070	59	15
38	Loaded onto railway cars in Canada	metric tonnes	2 935 684	1 098 987	50 068	2 059 455	2 688	689
39	Received from other railways in Canada	" "	1 077 972	148 082	27 353	5 710	34 070	3 602
	Received from United States rail	" "	-	-	-	-	-	-
40	Destined to Canadian points	" "	92 854	59 673	-	-	461	396
41	Destined to United States points	" "	13 964	18 684	-	-	-	14 327
42	<b>Total freight traffic carried(1)</b>	" "	<b>4 120 474</b>	<b>1 325 426</b>	<b>77 421</b>	<b>2 065 165</b>	<b>37 219</b>	<b>19 014</b>
43	Unloaded from railway cars in Canada	" "	1 576 486	407 769	15 435	391 089	10 649	3 729
44	Delivered to other railways in Canada	" "	159 923	220 115	39 521	1 313 948	254	269
45	Delivered to United States rail connections	" "	2 384 066	697 543	22 466	360 128	26 316	15 017
<b>310. Flooring:</b>								
46	Number of railway cars loaded	carloads	28	76	-	23	-	-
47	Loaded onto railway cars in Canada	metric tonnes	1 126	2 913	-	377	131	-
48	Received from other railways in Canada	" "	183	86	-	-	-	-
	Received from United States rail	" "	-	-	-	-	-	-
49	Destined to Canadian points	" "	635	282	-	-	-	-
50	Destined to United States points	" "	-	27	-	-	-	-
51	<b>Total freight traffic carried(1)</b>	" "	<b>1 944</b>	<b>3 308</b>	<b>-</b>	<b>377</b>	<b>131</b>	<b>-</b>
52	Unloaded from railway cars in Canada	" "	1 480	1 711	-	377	-	-
53	Delivered to other railways in Canada	" "	337	786	-	-	53	-
54	Delivered to United States rail connections	" "	127	812	-	-	78	-

See footnote(s) at end of table.

TABLEAU 2. Marchandises payantes transportées par chemin de fer au Canada, 1980

Class II - Classe II				Classes III and IV	Grand total all Railways	Type de marchandise	No	
Northern Alberta	Ontario Northland	Quebec North Shore and Labrador	All other Tous autres					Classes III et IV
						<b>Matières brutes, non comestibles (charge complète):</b>		
						<b>300. Déchets de bois, n.d.a.:</b>		
					7,003	wagon	Nombre de wagons chargés	1
					307 624	tonnes métriques	Chargées sur wagons au Canada	2
			344		2 214	" "	En provenance d'autres chemins de fer au Canada	3
					881	" "	En provenance des Etats-Unis	
			23		703	" "	A destination du Canada	4
						" "	A destination des Etats-Unis	5
			<b>367</b>		<b>311 422</b>	" "	<b>Total du trafic marchandises transportées(1)</b>	6
			23		301 706	" "	Déchargées du wagon au Canada	7
			23		3 389	" "	Remises aux autres chemins de fer au Canada	8
			321		6 329	" "	Remises au réseau des Etats-Unis	9
							<b>304. Autres déchets, n.d.a.:</b>	
		232	34		931	wagon	Nombre de wagons chargés	10
		10 277	1 337		50 040	tonnes métriques	Chargées sur wagons au Canada	11
	1 471	174	24 407		41 272	" "	En provenance d'autres chemins de fer au Canada	12
			1 941		6 435	" "	En provenance des Etats-Unis	
			572		5 956	" "	A destination du Canada	13
						" "	A destination des Etats-Unis	14
	<b>1 471</b>	<b>10 451</b>	<b>28 257</b>		<b>103 703</b>	" "	<b>Total du trafic marchandises transportées(1)</b>	15
			1 277		42 920	" "	Déchargées du wagon au Canada	16
	1 471	10 452	7 499		23 528	" "	Remises aux autres chemins de fer au Canada	17
			19 479		37 257	" "	Remises au réseau des Etats-Unis	18
							<b>993. Total:</b>	
5 220	40 251	231 794	375 865		1 651 850	wagon	Nombre de wagons chargés	19
314 363	3 527 173	23 039 168	31 776 981		128 602 413	tonnes métriques	Chargées sur wagons au Canada	20
425 957	410 179	5 033 040	6 431 616		17 679 707	" "	En provenance d'autres chemins de fer au Canada	21
			588 433		5 283 918	" "	En provenance des Etats-Unis	
			78 519	16 686	372 381	" "	A destination du Canada	22
						" "	A destination des Etats-Unis	23
	<b>3 937 352</b>	<b>28 072 208</b>	<b>38 875 549</b>	<b>16 686</b>	<b>151 938 419</b>	" "	<b>Total du trafic marchandises transportées(1)</b>	24
			31 912 716		129 690 699	" "	Déchargées du wagon au Canada	25
16 298	930 175	23 039 017	6 146 720		18 164 427	" "	Remises aux autres chemins de fer au Canada	26
621 601	3 007 178	5 033 191	816 114	16 686	4 083 294	" "	Remises au réseau des Etats-Unis	27
							<b>Section IV:</b>	
							<b>Demi-produits, non comestibles (charge complète):</b>	
							<b>306. Cuir, fourrures apprêtées et demi-produits en caoutchouc:</b>	
					108	wagon	Nombre de wagons chargés	28
			7		3 526	tonnes métriques	Chargées sur wagons au Canada	29
2		1	137		1 134	" "	En provenance d'autres chemins de fer au Canada	30
73		6	812		147	" "	En provenance des Etats-Unis	
34					45	" "	A destination du Canada	31
			44			" "	A destination des Etats-Unis	32
						" "	<b>Total du trafic marchandises transportées(1)</b>	33
<b>107</b>		<b>6</b>	<b>993</b>		<b>4 852</b>	" "	Déchargées du wagon au Canada	34
			393		2 902	" "	Remises aux autres chemins de fer au Canada	35
34		6	467		1 715	" "	Remises au réseau des Etats-Unis	36
73			132		233	" "		
							<b>308. Bois de construction:</b>	
					144,607	wagon	Nombre de wagons chargés	37
3,083	512	86	6,033		6 535 869	tonnes métriques	Chargées sur wagons au Canada	38
120 160	24 929	1 332	241 877		1 952 752	" "	En provenance d'autres chemins de fer au Canada	39
67 010	47 383		541 570		168 100	" "	En provenance des Etats-Unis	
			14 716		82 953	" "	A destination du Canada	40
			18 192	17 786		" "	A destination des Etats-Unis	41
						" "	<b>Total du trafic marchandises transportées(1)</b>	42
<b>187 170</b>	<b>72 312</b>	<b>1 332</b>	<b>816 355</b>	<b>17 786</b>	<b>8 739 674</b>	" "	Déchargées du wagon au Canada	43
			25 212		2 435 703	" "	Remises aux autres chemins de fer au Canada	44
2 269	1 733	1 332	102 185		2 091 695	" "	Remises au réseau des Etats-Unis	45
184 901	70 579		688 955	17 786	4 212 277	" "		
							<b>310. Couvertures de sol:</b>	
					132	wagon	Nombre de wagons chargés	46
					4 547	tonnes métriques	Chargées sur wagons au Canada	47
			675		944	" "	En provenance d'autres chemins de fer au Canada	48
						" "	En provenance des Etats-Unis	
			597		1 514	" "	A destination du Canada	49
					27	" "	A destination des Etats-Unis	50
						" "	<b>Total du trafic marchandises transportées(1)</b>	51
			1 272		7 032	" "	Déchargées du wagon au Canada	52
			1 215		4 783	" "	Remises aux autres chemins de fer au Canada	53
			57		1 233	" "	Remises au réseau des Etats-Unis	54
					1 017	" "		

Voir note(s) à la fin du tableau.



TABLE 2. Revenue Freight Carried by Railways Within Canada, 1980

No.	Commodity		Class I - Classe I		Class II - Classe II			
			Canadian National Canadien National	Canadian Pacific Canadien Pacifique	Algoma Central	British Columbia Railway	Canada Southern (Consolidated Rail)	Chesapeake and Ohio
<b>Fabricated materials, inedible (C.L.):</b>								
<b>312. Railway ties:</b>								
1	Number of railway cars loaded	carloads	182	156	1	280	-	-
2	Loaded onto railway cars in Canada	metric tonnes	7 218	5 808	19	15 976	-	-
3	Received from other railways in Canada	" "	5 865	6 306	1	-	1 904	-
Received from United States rail:								
4	Destined to Canadian points	" "	21 518	53 100	-	-	6 426	-
5	Destined to United States points	" "	-	45	-	-	-	35
6	<b>Total freight traffic carried(1)</b>	" "	<b>34 601</b>	<b>65 259</b>	<b>20</b>	<b>15 976</b>	<b>8 330</b>	<b>35</b>
7	Unloaded from railway cars in Canada	" "	30 411	60 008	19	13 606	61	-
8	Delivered to other railways in Canada	" "	4 190	5 205	1	2 370	6 388	-
9	Delivered to United States rail connections	" "	-	45	-	-	1 881	35
<b>314. Shingles and shakes of wood:</b>								
10	Number of railway cars loaded	carloads	1,331	3,863	-	247	-	-
11	Loaded onto railway cars in Canada	metric tonnes	51 926	116 428	-	11 648	-	-
12	Received from other railways in Canada	" "	1 745	230	-	-	-	-
Received from United States rail:								
13	Destined to Canadian points	" "	88	23	-	-	-	-
14	Destined to United States points	" "	213	18	-	-	-	57
15	<b>Total freight traffic carried(1)</b>	" "	<b>53 972</b>	<b>116 699</b>	<b>-</b>	<b>11 648</b>	<b>-</b>	<b>57</b>
16	Unloaded from railway cars in Canada	" "	4 597	2 425	-	-	-	-
17	Delivered to other railways in Canada	" "	165	10 444	-	-	-	-
18	Delivered to United States rail connections	" "	49 210	103 830	-	11 648	-	57
<b>316. Sawmill products, n.e.s.:</b>								
19	Number of railway cars loaded	carloads	36	15	-	-	-	-
20	Loaded onto railway cars in Canada	metric tonnes	1 080	682	-	-	-	-
21	Received from other railways in Canada	" "	-	14	-	-	-	-
Received from United States rail:								
22	Destined to Canadian points	" "	18	52	-	-	-	-
23	Destined to United States points	" "	-	-	-	-	-	-
24	<b>Total freight traffic carried(1)</b>	" "	<b>1 098</b>	<b>748</b>	<b>-</b>	<b>-</b>	<b>-</b>	<b>-</b>
25	Unloaded from railway cars in Canada	" "	454	542	-	-	-	-
26	Delivered to other railways in Canada	" "	36	181	-	-	-	-
27	Delivered to United States rail connections	" "	608	24	-	-	-	-
<b>318. Veneer:</b>								
28	Number of railway cars loaded	carloads	1,891	1,043	82	2,825	-	-
29	Loaded onto railway cars in Canada	metric tonnes	73 897	48 144	2 956	148 258	-	-
30	Received from other railways in Canada	" "	25 321	29 295	167	-	755	-
Received from United States rail:								
31	Destined to Canadian points	" "	9 315	1 781	-	-	-	-
32	Destined to United States points	" "	44	7 039	-	-	-	-
33	<b>Total freight traffic carried(1)</b>	" "	<b>108 577</b>	<b>96 259</b>	<b>3 123</b>	<b>148 258</b>	<b>755</b>	<b>-</b>
34	Unloaded from railway cars in Canada	" "	95 752	53 180	-	4 581	-	-
35	Delivered to other railways in Canada	" "	1 672	6 662	1 993	133 048	-	-
36	Delivered to United States rail connections	" "	11 155	26 416	1 129	10 629	755	-
<b>320. Plywood:</b>								
37	Number of railway cars loaded	carloads	4,798	4,295	112	3,698	-	-
38	Loaded onto railway cars in Canada	metric tonnes	184 020	168 466	4 908	150 037	-	-
39	Received from other railways in Canada	" "	154 264	74 192	850	-	3 460	3 391
Received from United States rail:								
40	Destined to Canadian points	" "	13 869	4 090	-	-	113	38
41	Destined to United States points	" "	12 226	26 007	-	-	-	8 507
42	<b>Total freight traffic carried(1)</b>	" "	<b>364 379</b>	<b>272 755</b>	<b>5 758</b>	<b>150 037</b>	<b>3 573</b>	<b>11 936</b>
43	Unloaded from railway cars in Canada	" "	323 602	208 122	815	38 742	1 905	3 429
44	Delivered to other railways in Canada	" "	19 035	33 786	3 192	111 294	36	-
45	Delivered to United States rail connections	" "	21 742	30 847	1 751	-	1 632	8 507
<b>322. Wood building boards, n.e.s.:</b>								
46	Number of railway cars loaded	carloads	5,282	904	-	8	-	-
47	Loaded onto railway cars in Canada	metric tonnes	230 991	35 655	-	234	-	-
48	Received from other railways in Canada	" "	12 408	5 840	-	46	235	1 608
Received from United States rail:								
49	Destined to Canadian points	" "	20 268	6 276	-	-	121	578
50	Destined to United States points	" "	7 080	8 154	-	-	-	18 290
51	<b>Total freight traffic carried(1)</b>	" "	<b>270 747</b>	<b>55 925</b>	<b>-</b>	<b>280</b>	<b>356</b>	<b>20 476</b>
52	Unloaded from railway cars in Canada	" "	175 517	39 528	-	163	-	1 608
53	Delivered to other railways in Canada	" "	13 261	3 375	-	117	121	578
54	Delivered to United States rail connections	" "	81 970	13 023	-	-	235	18 290

See footnote(s) at end of table.

TABLEAU 2. Marchandises payantes transportées par chemin de fer au Canada, 1980

Class II - Classe II				Classes III and IV	Grand total all Railways	Type de marchandise	No	
Northern Alberta	Ontario Northland	Quebec North Shore and Labrador	All other Tous autres					Classes III et IV
						<b>Demi-produits, non comestibles (charge complète):</b>		
						<b>312. Traverses de chemin de fer:</b>		
-	68	14	5	-	706	wagon	Nombre de wagons chargés	1
-	2 494	376	176	-	32 067	tonnes métriques	Chargées sur wagons au Canada	2
202	670	-	9 018	-	23 966	" "	En provenance d'autres chemins de fer au Canada	3
-	-	-	567	-	81 611	" "	En provenance des Etats-Unis:	
-	-	-	38	33	151	" "	A destination du Canada	4
-	-	-	-	-	-	" "	A destination des Etats-Unis	5
<b>202</b>	<b>3 164</b>	<b>376</b>	<b>9 799</b>	<b>33</b>	<b>137 795</b>	" "	<b>Total du trafic marchandises transportées(1)</b>	<b>6</b>
23	2 434	285	1 110	-	107 957	" "	Déchargées du wagon au Canada	7
180	730	91	8 472	-	27 627	" "	Remises aux autres chemins de fer au Canada	8
-	-	-	217	33	2 211	" "	Remises au réseau des Etats-Unis	9
						<b>314. Bardeaux et bardeaux fendus:</b>		
-	-	-	814	-	6 255	wagon	Nombre de wagons chargés	10
-	-	-	23 986	-	203 988	tonnes métriques	Chargées sur wagons au Canada	11
-	-	-	19 205	-	21 180	" "	En provenance d'autres chemins de fer au Canada	12
-	-	-	-	-	-	" "	En provenance des Etats-Unis:	
-	-	-	28	-	139	" "	A destination du Canada	13
-	-	-	-	-	268	" "	A destination des Etats-Unis	14
-	-	-	<b>43 219</b>	-	<b>225 595</b>	" "	<b>Total du trafic marchandises transportées(1)</b>	<b>15</b>
-	-	-	-	-	7 022	" "	Déchargées du wagon au Canada	16
-	-	-	4 492	-	15 101	" "	Remises aux autres chemins de fer au Canada	17
-	-	-	38 727	-	203 472	" "	Remises au réseau des Etats-Unis	18
						<b>316. Sciages:</b>		
-	-	-	-	-	51	wagon	Nombre de wagons chargés	19
-	-	-	95	-	1 762	tonnes métriques	Chargées sur wagons au Canada	20
-	-	-	-	-	109	" "	En provenance d'autres chemins de fer au Canada	21
-	-	-	-	-	-	" "	En provenance des Etats-Unis:	
-	-	-	-	-	70	" "	A destination du Canada	22
-	-	-	48	-	48	" "	A destination des Etats-Unis	23
-	-	-	<b>143</b>	-	<b>1 989</b>	" "	<b>Total du trafic marchandises transportées(1)</b>	<b>24</b>
-	-	-	-	-	996	" "	Déchargées du wagon au Canada	25
-	-	-	143	-	217	" "	Remises aux autres chemins de fer au Canada	26
-	-	-	-	-	775	" "	Remises au réseau des Etats-Unis	27
						<b>318. Placages:</b>		
-	-	-	588	-	6 429	wagon	Nombre de wagons chargés	28
-	-	-	28 880	-	302 135	tonnes métriques	Chargées sur wagons au Canada	29
-	-	-	65 480	-	121 018	" "	En provenance d'autres chemins de fer au Canada	30
-	-	-	-	-	-	" "	En provenance des Etats-Unis:	
-	-	-	1 298	-	12 394	" "	A destination du Canada	31
-	-	-	-	-	7 083	" "	A destination des Etats-Unis	32
-	-	-	<b>95 658</b>	-	<b>442 630</b>	" "	<b>Total du trafic marchandises transportées(1)</b>	<b>33</b>
-	-	-	39 907	-	193 420	" "	Déchargées du wagon au Canada	34
-	-	-	12 331	-	155 706	" "	Remises aux autres chemins de fer au Canada	35
-	-	-	43 419	-	93 503	" "	Remises au réseau des Etats-Unis	36
						<b>320. Contre-plaques:</b>		
356	133	5	1 310	-	14 707	wagon	Nombre de wagons chargés	37
12 635	5 041	64	60 644	-	585 815	tonnes métriques	Chargées sur wagons au Canada	38
2 293	4 704	-	11 455	-	254 609	" "	En provenance d'autres chemins de fer au Canada	39
-	-	-	-	-	-	" "	En provenance des Etats-Unis:	
-	-	-	1 594	-	19 704	" "	A destination du Canada	40
-	-	-	2 574	-	49 314	" "	A destination des Etats-Unis	41
<b>14 926</b>	<b>9 745</b>	<b>64</b>	<b>76 267</b>	-	<b>909 442</b>	" "	<b>Total du trafic marchandises transportées(1)</b>	<b>42</b>
1 761	4 641	64	1 196	-	584 277	" "	Déchargées du wagon au Canada	43
13 168	5 104	-	63 430	-	249 045	" "	Remises aux autres chemins de fer au Canada	44
-	-	-	11 641	-	76 120	" "	Remises au réseau des Etats-Unis	45
						<b>322. Planches de bois de construction, n.d.a.:</b>		
-	-	-	354	-	6 548	wagon	Nombre de wagons chargés	46
-	-	-	17 304	-	284 184	tonnes métriques	Chargées sur wagons au Canada	47
<b>27</b>	<b>1 158</b>	-	<b>3 555</b>	-	<b>24 877</b>	" "	En provenance d'autres chemins de fer au Canada	<b>48</b>
-	-	-	-	-	-	" "	En provenance des Etats-Unis:	
-	-	-	11 123	-	38 366	" "	A destination du Canada	49
-	-	-	61	-	33 585	" "	A destination des Etats-Unis	50
<b>27</b>	<b>1 158</b>	-	<b>32 043</b>	-	<b>381 012</b>	" "	<b>Total du trafic marchandises transportées(1)</b>	<b>51</b>
<b>27</b>	<b>1 158</b>	-	<b>7 033</b>	-	<b>225 034</b>	" "	Déchargées du wagon au Canada	<b>52</b>
-	-	-	11 810	-	29 262	" "	Remises aux autres chemins de fer au Canada	<b>53</b>
-	-	-	13 201	-	126 719	" "	Remises au réseau des Etats-Unis	<b>54</b>

Voir note(s) à la fin du tableau.

TABLE 2. Revenue Freight Carried by Railways Within Canada, 1980

Commodity		Class I - Classe I		Class II - Classe II			
		Canadian National Canadien National	Canadian Pacific Canadien Pacifique	Algoma Central	British Columbia Railway	Canada Southern (Consolidated Rail)	Chesapeake and Ohio
<b>Fabricated materials, inedible (C.L.):</b>							
<b>324. Millwork (woodwork):</b>							
1	Number of railway cars loaded	carloads	351	81	-	-	-
2	Loaded onto railway cars in Canada	metric tonnes	10 587	1 829	-	-	-
3	Received from other railways in Canada	" "	1 376	1 647	-	-	-
	Received from United States rail:					20	-
4	Destined to Canadian points	" "	3 772	1 838	-	-	-
5	Destined to United States points	" "	2 421	6 449	-	-	106
6	<b>Total freight traffic carried(1)</b>	" "	<b>18 156</b>	<b>11 763</b>	-	-	<b>20</b>
7	Unloaded from railway cars in Canada	" "	13 086	5 011	-	-	-
8	Delivered to other railways in Canada	" "	2 064	302	-	-	-
9	Delivered to United States rail connections	" "	3 006	6 449	-	-	20
							106
<b>326. Cooperage stock and box, crate and package stock:</b>							
10	Number of railway cars loaded	carloads	19	17	-	3	-
11	Loaded onto railway cars in Canada	metric tonnes	503	203	-	98	83
12	Received from other railways in Canada	" "	113	-	-	-	-
	Received from United States rail:						
13	Destined to Canadian points	" "	875	206	-	-	-
14	Destined to United States points	" "	161	1 752	-	-	76
15	<b>Total freight traffic carried(1)</b>	" "	<b>1 652</b>	<b>2 161</b>	-	<b>98</b>	<b>83</b>
16	Unloaded from railway cars in Canada	" "	1 339	365	-	16	76
17	Delivered to other railways in Canada	" "	-	44	-	82	-
18	Delivered to United States rail connections	" "	313	1 752	-	-	83
<b>328. Other wood fabricated materials, n.e.s.:</b>							
19	Number of railway cars loaded	carloads	242	740	-	46	-
20	Loaded onto railway cars in Canada	metric tonnes	6 797	25 062	-	2 025	-
21	Received from other railways in Canada	" "	182	2 609	-	18	-
	Received from United States rail:						142
22	Destined to Canadian points	" "	5 719	9 177	-	-	13
23	Destined to United States points	" "	1 412	2 003	-	-	-
24	<b>Total freight traffic carried(1)</b>	" "	<b>14 110</b>	<b>38 851</b>	-	<b>2 043</b>	<b>155</b>
25	Unloaded from railway cars in Canada	" "	9 215	29 747	-	2 043	13
26	Delivered to other railways in Canada	" "	150	3 241	-	-	-
27	Delivered to United States rail connections	" "	4 745	5 863	-	-	142
							754
							868
							114
<b>330. Wood pulp:</b>							
28	Number of railway cars loaded	carloads	42 961	35 864	6	13 519	1
29	Loaded onto railway cars in Canada	metric tonnes	2 346 397	2 126 109	339	935 004	55
30	Received from other railways in Canada	" "	176 906	141 872	182 850	71 470	144 428
	Received from United States rail:						4 822
31	Destined to Canadian points	" "	80 735	30 874	-	292	1 740
32	Destined to United States points	" "	38 075	61 335	-	-	-
33	<b>Total freight traffic carried(1)</b>	" "	<b>2 642 113</b>	<b>2 360 190</b>	<b>183 189</b>	<b>1 006 766</b>	<b>146 223</b>
34	Unloaded from railway cars in Canada	" "	788 836	1 072 462	24 360	839 381	-
35	Delivered to other railways in Canada	" "	265 817	337 469	1 960	166 862	1 740
36	Delivered to United States rail connections	" "	1 587 461	950 259	156 869	523	144 484
							9 808
<b>332. Pulp, n.e.s.:</b>							
37	Number of railway cars loaded	carloads	6	2	-	-	-
38	Loaded onto railway cars in Canada	metric tonnes	204	110	-	-	-
39	Received from other railways in Canada	" "	-	44	-	-	78
	Received from United States rail:						
40	Destined to Canadian points	" "	2 848	1 581	-	-	-
41	Destined to United States points	" "	103	384	-	-	-
42	<b>Total freight traffic carried(1)</b>	" "	<b>3 155</b>	<b>2 119</b>	-	-	<b>78</b>
43	Unloaded from railway cars in Canada	" "	2 988	1 626	-	-	-
44	Delivered to other railways in Canada	" "	-	110	-	-	-
45	Delivered to United States rail connections	" "	166	384	-	-	78
<b>334. Newsprint paper:</b>							
46	Number of railway cars loaded	carloads	37 152	26 484	56	15	-
47	Loaded onto railway cars in Canada	metric tonnes	2 139 566	1 567 416	2 927	528	-
48	Received from other railways in Canada	" "	344 563	126 432	19 681	-	176 056
	Received from United States rail:						22 145
49	Destined to Canadian points	" "	239	8 930	-	-	-
50	Destined to United States points	" "	82	542	-	-	-
51	<b>Total freight traffic carried(1)</b>	" "	<b>2 484 450</b>	<b>1 703 320</b>	<b>22 608</b>	<b>528</b>	<b>176 056</b>
52	Unloaded from railway cars in Canada	" "	428 073	341 869	262	528	7 828
53	Delivered to other railways in Canada	" "	276 597	379 092	18 429	-	-
54	Delivered to United States rail connections	" "	1 779 780	982 359	3 918	-	168 227
							22 144

See footnote(s) at end of table

TABLEAU 2. Marchandises payantes transportées par chemin de fer au Canada, 1980

Class II - Classe II				Classes III and IV	Grand total all Railways	Type de marchandise	No	
Northern Alberta	Ontario Northland	Quebec North Shore and Labrador	All other Tous autres					Classes III et IV
						<b>Demi-produits, non comestibles (charge complète):</b>		
						<b>324. Bois de menuiserie:</b>		
		32	30	-	494	wagon	Nombre de wagons chargés	1
		478	756	-	13 650	tonnes métriques	Chargées sur wagons au Canada	2
360	18	-	301	-	3 722	" "	En provenance d'autres chemins de fer au Canada	3
			571	-	6 181	" "	En provenance des Etats-Unis:	
			-	-	8 976	" "	A destination du Canada	4
			-	-	-	" "	A destination des Etats-Unis	5
<b>360</b>	<b>18</b>	<b>478</b>	<b>1 628</b>	<b>-</b>	<b>32 529</b>	" "	<b>Total du trafic marchandises transportées(1)</b>	<b>6</b>
360	18	478	443	-	19 396	" "	Déchargées du wagon au Canada	7
			1 159	-	3 525	" "	Remises aux autres chemins de fer au Canada	8
			26	-	9 607	" "	Remises au réseau des Etats-Unis	9
							<b>326. Ouvrages de tonnellerie, caisses et bois de layetier:</b>	
			2	-	46	wagon	Nombre de wagons chargés	10
			80	-	967	tonnes métriques	Chargées sur wagons au Canada	11
			13	-	126	" "	En provenance d'autres chemins de fer au Canada	12
			-	-	-	" "	En provenance des Etats-Unis:	
			911	-	2 068	" "	A destination du Canada	13
			-	-	1 913	" "	A destination des Etats-Unis	14
			<b>1 004</b>	<b>-</b>	<b>5 074</b>	" "	<b>Total du trafic marchandises transportées(1)</b>	<b>15</b>
			49	-	1 845	" "	Déchargées du wagon au Canada	16
			875	-	1 001	" "	Remises aux autres chemins de fer au Canada	17
			80	-	2 228	" "	Remises au réseau des Etats-Unis	18
							<b>328. Autre demi-produits en bois, n.d.a.:</b>	
	1	4	9	-	1 042	wagon	Nombre de wagons chargés	19
	67	73	533	-	34 557	tonnes métriques	Chargées sur wagons au Canada	20
14	-	-	288	-	3 253	" "	En provenance d'autres chemins de fer au Canada	21
			-	-	-	" "	En provenance des Etats-Unis:	
			1 233	-	16 896	" "	A destination du Canada	22
			-	-	3 529	" "	A destination des Etats-Unis	23
14	<b>67</b>	<b>73</b>	<b>2 054</b>	<b>-</b>	<b>58 235</b>	" "	<b>Total du trafic marchandises transportées(1)</b>	<b>24</b>
		59	892	-	42 723	" "	Déchargées du wagon au Canada	25
14	67	14	1 066	-	4 552	" "	Remises aux autres chemins de fer au Canada	26
			96	-	10 960	" "	Remises au réseau des Etats-Unis	27
							<b>330. Pâte de bois:</b>	
16	2	-	1 039	-	93 408	wagon	Nombre de wagons chargés	28
879	113	-	56 297	-	5 465 193	tonnes métriques	Chargées sur wagons au Canada	29
4 535	92 137	-	330 505	-	1 149 525	" "	En provenance d'autres chemins de fer au Canada	30
			25 010	-	138 651	" "	En provenance des Etats-Unis:	
			1 197	79 495	185 088	" "	A destination du Canada	31
			-	-	-	" "	A destination des Etats-Unis	32
<b>5 414</b>	<b>92 250</b>	<b>-</b>	<b>413 009</b>	<b>79 495</b>	<b>6 938 457</b>	" "	<b>Total du trafic marchandises transportées(1)</b>	<b>33</b>
	503	-	22 983	-	2 748 525	" "	Déchargées du wagon au Canada	34
5 414	91 747	-	121 666	-	992 675	" "	Remises aux autres chemins de fer au Canada	35
			268 360	79 495	3 197 259	" "	Remises au réseau des Etats-Unis	36
							<b>332. Pâte, n.d.a.:</b>	
			-	-	8	wagon	Nombre de wagons chargés	37
			202	-	314	tonnes métriques	Chargées sur wagons au Canada	38
			-	-	324	" "	En provenance d'autres chemins de fer au Canada	39
			-	-	-	" "	En provenance des Etats-Unis:	
			1 313	-	5 742	" "	A destination du Canada	40
			-	-	487	" "	A destination des Etats-Unis	41
			<b>1 515</b>	<b>-</b>	<b>6 867</b>	" "	<b>Total du trafic marchandises transportées(1)</b>	<b>42</b>
			1 168	-	5 782	" "	Déchargées du wagon au Canada	43
			145	-	255	" "	Remises aux autres chemins de fer au Canada	44
			202	-	830	" "	Remises au réseau des Etats-Unis	45
							<b>334. Papier journal:</b>	
	3 930	-	8 388	-	76 026	wagon	Nombre de wagons chargés	46
	231 319	-	476 198	-	4 418 005	tonnes métriques	Chargées sur wagons au Canada	47
	240 608	-	492 013	-	1 421 447	" "	En provenance d'autres chemins de fer au Canada	48
			18	-	9 187	" "	En provenance des Etats-Unis:	
			-	69	693	" "	A destination du Canada	49
			-	-	-	" "	A destination des Etats-Unis	50
	<b>471 927</b>	<b>-</b>	<b>968 229</b>	<b>69</b>	<b>5 849 332</b>	" "	<b>Total du trafic marchandises transportées(1)</b>	<b>51</b>
	47	-	11 451	-	790 058	" "	Déchargées du wagon au Canada	52
	471 880	-	336 780	-	1 482 778	" "	Remises aux autres chemins de fer au Canada	53
			619 996	69	3 576 493	" "	Remises au réseau des Etats-Unis	54

Voir note(s) à la fin du tableau.



TABLE 2. Revenue Freight Carried by Railways Within Canada, 1980

No	Commodity		Class I - Classe I		Class II - Classe II			
			Canadian National Canadien National	Canadian Pacific Canadien Pacifique	Algoma Central	British Columbia Railway	Canada Southern (Consolidated Rail)	Chesapeake and Other
<b>Fabricated materials, inedible (C.L.):</b>								
<b>336. Groundwood printing and specialty paper:</b>								
1	Number of railway cars loaded	carloads	5 039	5 544	-	4	48	-
2	Loaded onto railway cars in Canada	metric tonnes	243 031	231 597	-	142	948	-
3	Received from other railways in Canada	" "	2 380	11 009	-	-	43 322	598
4	Received from United States rail:							
5	Destined to Canadian points	" "	118 418	164 609	-	-	1 263	47
5	Destined to United States points	" "	525 557	378 318	-	-	-	44 606
6	<b>Total freight traffic carried(1)</b>	" "	<b>889 386</b>	<b>785 533</b>	-	<b>142</b>	<b>45 533</b>	<b>45 251</b>
7	Unloaded from railway cars in Canada	" "	205 814	140 337	-	142	-	-
8	Delivered to other railways in Canada	" "	989	164 293	-	-	-	47
9	Delivered to United States rail connections	" "	682 584	480 902	-	-	44 270	45 204
<b>338. Book paper:</b>								
10	Number of railway cars loaded	carloads	-	1	-	-	-	-
11	Loaded onto railway cars in Canada	metric tonnes	-	18	-	-	-	-
12	Received from other railways in Canada	" "	-	-	-	-	-	-
13	Received from United States rail:							
14	Destined to Canadian points	" "	-	-	-	-	-	-
14	Destined to United States points	" "	-	46	-	-	-	-
15	<b>Total freight traffic carried(1)</b>	" "	-	<b>64</b>	-	-	-	-
16	Unloaded from railway cars in Canada	" "	-	18	-	-	-	-
17	Delivered to other railways in Canada	" "	-	-	-	-	-	-
18	Delivered to United States rail connections	" "	-	46	-	-	-	-
<b>340. Fine paper, tissue paper and sanitary paper:</b>								
19	Number of railway cars loaded	carloads	384	768	-	-	-	-
20	Loaded onto railway cars in Canada	metric tonnes	10 123	15 891	-	-	-	-
21	Received from other railways in Canada	" "	2 722	8 054	-	-	3 759	-
22	Received from United States rail:							
23	Destined to Canadian points	" "	2 502	399	-	-	528	-
23	Destined to United States points	" "	14 805	14 382	-	-	-	14 744
24	<b>Total freight traffic carried(1)</b>	" "	<b>30 152</b>	<b>38 726</b>	-	-	<b>4 287</b>	<b>14 744</b>
25	Unloaded from railway cars in Canada	" "	8 668	16 865	-	-	-	-
26	Delivered to other railways in Canada	" "	197	3 152	-	-	528	-
27	Delivered to United States rail connections	" "	21 287	18 709	-	-	3 759	14 744
<b>342. Wrapping paper:</b>								
28	Number of railway cars loaded	carloads	2 336	2 275	-	1 275	-	-
29	Loaded onto railway cars in Canada	metric tonnes	115 701	74 475	-	77 400	-	-
30	Received from other railways in Canada	" "	20 867	11 244	45	142	2 927	718
31	Received from United States rail:							
32	Destined to Canadian points	" "	4 107	5 307	-	-	209	-
32	Destined to United States points	" "	5 865	23 563	-	-	-	3 136
33	<b>Total freight traffic carried(1)</b>	" "	<b>146 540</b>	<b>114 589</b>	<b>45</b>	<b>77 542</b>	<b>3 136</b>	<b>3 854</b>
34	Unloaded from railway cars in Canada	" "	111 868	54 297	45	65 594	-	718
35	Delivered to other railways in Canada	" "	11 504	15 943	-	11 948	209	-
36	Delivered to United States rail connections	" "	23 169	44 350	-	-	2 927	3 136
<b>344. Paperboard, n.e.s.:</b>								
37	Number of railway cars loaded	carloads	19 993	3 828	127	69	-	-
38	Loaded onto railway cars in Canada	metric tonnes	815 304	136 643	5 541	3 157	-	-
39	Received from other railways in Canada	" "	5 714	36 303	1 380	43	12 971	-
40	Received from United States rail:							
41	Destined to Canadian points	" "	40 276	39 960	-	-	1 932	-
41	Destined to United States points	" "	28 049	37 069	-	-	-	46 562
42	<b>Total freight traffic carried(1)</b>	" "	<b>889 343</b>	<b>249 975</b>	<b>6 921</b>	<b>3 200</b>	<b>14 903</b>	<b>46 562</b>
43	Unloaded from railway cars in Canada	" "	801 364	180 904	1 754	1 923	39	-
44	Delivered to other railways in Canada	" "	38 253	28 565	5 166	1 276	1 893	-
45	Delivered to United States rail connections	" "	49 726	40 506	-	-	12 971	46 562
<b>346. Building paper:</b>								
46	Number of railway cars loaded	carloads	962	2 035	-	17	-	-
47	Loaded onto railway cars in Canada	metric tonnes	36 589	83 227	-	687	-	-
48	Received from other railways in Canada	" "	1 428	208	-	355	45	-
49	Received from United States rail:							
50	Destined to Canadian points	" "	1 840	543	-	-	27	-
50	Destined to United States points	" "	45	-	-	-	-	152
51	<b>Total freight traffic carried(1)</b>	" "	<b>39 902</b>	<b>83 978</b>	-	<b>1 042</b>	<b>72</b>	<b>152</b>
52	Unloaded from railway cars in Canada	" "	26 280	75 917	-	403	-	-
53	Delivered to other railways in Canada	" "	401	3 289	-	639	27	-
54	Delivered to United States rail connections	" "	13 220	4 773	-	-	45	162

See footnote(s) at end of table

TABLEAU 2. Marchandises payantes transportées par chemin de fer au Canada, 1980

Class II - Classe II				Classes III and IV	Grand total all Railways	Type de marchandise	No	
Northern Alberta	Ontario Northland	Quebec North Shore and Labrador	All other Tous autres	Classes III et IV	Total général tous chemins de fer			
						<b>Demi-produits, non comestibles (charge complète):</b>		
						<b>336. Papier mécanique et papier spécial:</b>		
			9		10,644	wagon	Nombre de wagons chargés	1
			198		475 916	tonnes métriques	Chargées sur wagons au Canada	2
			166 286		223 595	" "	En provenance d'autres chemins de fer au Canada	3
			11 863		296 200	" "	En provenance des Etats-Unis:	4
			337	43 482	992 300	" "	A destination du Canada	5
						" "	A destination des Etats-Unis	5
			<b>178 684</b>	<b>43 482</b>	<b>1 988 011</b>	" "	<b>Total du trafic marchandises transportées(1)</b>	6
			5 862		352 155	" "	Déchargées du wagon au Canada	7
			40 157		206 749	" "	Remises aux autres chemins de fer au Canada	8
			132 664	43 482	1 429 106	" "	Remises au réseau des Etats-Unis	9
							<b>338. Papier d'édition:</b>	
						1 wagon	Nombre de wagons chargés	10
					18	tonnes métriques	Chargées sur wagons au Canada	11
						" "	En provenance d'autres chemins de fer au Canada	12
						" "	En provenance des Etats-Unis:	12
						" "	A destination du Canada	13
					46	" "	A destination des Etats-Unis	14
					<b>64</b>	" "	<b>Total du trafic marchandises transportées(1)</b>	15
					18	" "	Déchargées du wagon au Canada	16
						" "	Remises aux autres chemins de fer au Canada	17
					46	" "	Remises au réseau des Etats-Unis	18
							<b>340. Papier fin, papier de soie et papier hygiénique:</b>	
			583		1,745	wagon	Nombre de wagons chargés	19
			8 509		34 523	tonnes métriques	Chargées sur wagons au Canada	20
			5 019		19 554	" "	En provenance d'autres chemins de fer au Canada	21
						" "	En provenance des Etats-Unis:	21
			160		3 589	" "	A destination du Canada	22
					43 931	" "	A destination des Etats-Unis	23
			<b>13 688</b>		<b>101 597</b>	" "	<b>Total du trafic marchandises transportées(1)</b>	24
			1 150		26 683	" "	Déchargées du wagon au Canada	25
			10 934		14 811	" "	Remises aux autres chemins de fer au Canada	26
			1 604		60 103	" "	Remises au réseau des Etats-Unis	27
							<b>342. Papier d'emballage:</b>	
	64		215		6,165	wagon	Nombre de wagons chargés	28
	2 177		3 271		273 024	tonnes métriques	Chargées sur wagons au Canada	29
103			7 476		43 522	" "	En provenance d'autres chemins de fer au Canada	30
						" "	En provenance des Etats-Unis:	30
			797		10 420	" "	A destination du Canada	31
			454		33 018	" "	A destination des Etats-Unis	32
103	2 177		<b>11 998</b>		<b>359 984</b>	" "	<b>Total du trafic marchandises transportées(1)</b>	33
			224		232 746	" "	Déchargées du wagon au Canada	34
103	2 177		5 577		47 461	" "	Remises aux autres chemins de fer au Canada	35
			6 199		79 781	" "	Remises au réseau des Etats-Unis	36
							<b>344. Carton, n.d.a.:</b>	
			102		24,119	wagon	Nombre de wagons chargés	37
			3 052		963 697	tonnes métriques	Chargées sur wagons au Canada	38
	168		27 622		84 201	" "	En provenance d'autres chemins de fer au Canada	39
						" "	En provenance des Etats-Unis:	39
			25 301		107 469	" "	A destination du Canada	40
			3 504	63	115 247	" "	A destination des Etats-Unis	41
	168		<b>59 479</b>	<b>63</b>	<b>1 270 614</b>	" "	<b>Total du trafic marchandises transportées(1)</b>	42
			11 682		997 666	" "	Déchargées du wagon au Canada	43
	168		35 445		110 766	" "	Remises aux autres chemins de fer au Canada	44
			12 351	63	162 179	" "	Remises au réseau des Etats-Unis	45
							<b>346. Papier de construction:</b>	
			17		3,031	wagon	Nombre de wagons chargés	46
			610		121 113	tonnes métriques	Chargées sur wagons au Canada	47
38			4 612		6 686	" "	En provenance d'autres chemins de fer au Canada	48
						" "	En provenance des Etats-Unis:	48
			3 476		5 886	" "	A destination du Canada	49
					207	" "	A destination des Etats-Unis	50
38			<b>8 696</b>		<b>133 892</b>	" "	<b>Total du trafic marchandises transportées(1)</b>	51
38			4 650		107 288	" "	Déchargées du wagon au Canada	52
			3 438		7 794	" "	Remises aux autres chemins de fer au Canada	53
			610		18 810	" "	Remises au réseau des Etats-Unis	54

Voir note(s) à la fin du tableau.

TABLE 2. Revenue Freight Carried by Railways Within Canada, 1980

No.	Commodity		Class I - Classe I		Class II - Classe II			
			Canadian National Canadien National	Canadian Pacific Canadien Pacifique	Algoma Central	British Columbia Railway	Canada Southern (Consolidated Rail)	Chesapeake and Ohio
<b>Fabricated materials, inedible (C.L.):</b>								
<b>348. Building board, n.e.s.:</b>								
1	Number of railway cars loaded	carloads	1,141	1,166	-	126	29	-
2	Loaded onto railway cars in Canada	metric tonnes	49 562	35 993	-	2 382	1 936	-
3	Received from other railways in Canada	" "	7 402	8 572	39	128	338	-
4	Received from United States rail:							
5	Destined to Canadian points	" "	7 637	7 366	-	-	2 123	-
6	Destined to United States points	" "	974	6 161	-	-	-	865
6	<b>Total freight traffic carried(1)</b>	" "	<b>65 575</b>	<b>58 092</b>	<b>39</b>	<b>2 510</b>	<b>4 397</b>	<b>865</b>
7	Unloaded from railway cars in Canada	" "	35 886	41 908	1	2 510	-	-
8	Delivered to other railways in Canada	" "	3 940	8 592	38	-	4 059	-
9	Delivered to United States rail connections	" "	25 749	7 592	-	-	338	865
<b>350. Paper, n.e.s.:</b>								
10	Number of railway cars loaded	carloads	81	3	-	138	-	-
11	Loaded onto railway cars in Canada	metric tonnes	3 618	109	-	2 230	-	-
12	Received from other railways in Canada	" "	-	18	-	-	-	-
13	Received from United States rail:							
14	Destined to Canadian points	" "	73	25	-	-	-	-
15	Destined to United States points	" "	811	-	-	-	-	-
15	<b>Total freight traffic carried(1)</b>	" "	<b>4 502</b>	<b>152</b>	<b>-</b>	<b>2 230</b>	<b>-</b>	<b>-</b>
16	Unloaded from railway cars in Canada	" "	771	75	-	2 230	-	-
17	Delivered to other railways in Canada	" "	-	18	-	-	-	-
18	Delivered to United States rail connections	" "	3 730	59	-	-	-	-
<b>352. Batts, batting, wadding and felt:</b>								
19	Number of railway cars loaded	carloads	675	59	-	-	-	-
20	Loaded onto railway cars in Canada	metric tonnes	17 843	1 497	-	-	-	-
21	Received from other railways in Canada	" "	1 799	208	-	-	-	-
22	Received from United States rail:							
23	Destined to Canadian points	" "	2 424	190	-	-	5	-
24	Destined to United States points	" "	-	28	-	-	-	18
24	<b>Total freight traffic carried(1)</b>	" "	<b>22 066</b>	<b>1 923</b>	<b>-</b>	<b>-</b>	<b>5</b>	<b>18</b>
25	Unloaded from railway cars in Canada	" "	21 123	1 881	-	-	-	-
26	Delivered to other railways in Canada	" "	943	14	-	-	5	-
27	Delivered to United States rail connections	" "	-	28	-	-	-	18
<b>354. Cordage, twine and rope:</b>								
28	Number of railway cars loaded	carloads	57	55	-	2	-	-
29	Loaded onto railway cars in Canada	metric tonnes	2 056	1 569	-	82	-	-
30	Received from other railways in Canada	" "	82	93	-	-	-	-
31	Received from United States rail:							
32	Destined to Canadian points	" "	1 354	1 611	-	-	-	-
33	Destined to United States points	" "	-	-	-	-	-	-
33	<b>Total freight traffic carried(1)</b>	" "	<b>3 492</b>	<b>3 273</b>	<b>-</b>	<b>82</b>	<b>-</b>	<b>-</b>
34	Unloaded from railway cars in Canada	" "	3 319	3 272	-	82	-	-
35	Delivered to other railways in Canada	" "	172	-	-	-	-	-
36	Delivered to United States rail connections	" "	-	-	-	-	-	-
<b>356. Cotton broad-woven fabrics:</b>								
37	Number of railway cars loaded	carloads	5	29	-	-	-	-
38	Loaded onto railway cars in Canada	metric tonnes	177	402	-	-	-	-
39	Received from other railways in Canada	" "	-	57	-	-	-	-
40	Received from United States rail:							
41	Destined to Canadian points	" "	670	426	-	-	-	-
42	Destined to United States points	" "	-	7	-	-	-	-
43	<b>Total freight traffic carried(1)</b>	" "	<b>847</b>	<b>892</b>	<b>-</b>	<b>-</b>	<b>-</b>	<b>-</b>
44	Unloaded from railway cars in Canada	" "	846	566	-	-	-	-
45	Delivered to other railways in Canada	" "	-	262	-	-	-	-
46	Delivered to United States rail connections	" "	-	64	-	-	-	-
<b>358. Jute broad-woven fabrics:</b>								
47	Number of railway cars loaded	carloads	27	123	-	-	-	-
48	Loaded onto railway cars in Canada	metric tonnes	901	4 397	-	-	-	-
49	Received from other railways in Canada	" "	73	-	-	-	64	-
50	Received from United States rail:							
51	Destined to Canadian points	" "	-	-	-	-	-	-
52	Destined to United States points	" "	-	18	-	-	-	-
53	<b>Total freight traffic carried(1)</b>	" "	<b>974</b>	<b>4 415</b>	<b>-</b>	<b>-</b>	<b>64</b>	<b>-</b>
54	Unloaded from railway cars in Canada	" "	307	315	-	-	-	-
55	Delivered to other railways in Canada	" "	-	88	-	-	-	-
56	Delivered to United States rail connections	" "	667	4 012	-	-	64	-

See footnote(s) at end of table.

TABLEAU 2. Marchandises payantes transportées par chemin de fer au Canada, 1980

Class II - Classe II				Classes III and IV	Grand total all Railways	Type de marchandise	No	
Northern Alberta	Ontario Northland	Quebec North Shore and Labrador	All other Tous autres					Classes III et IV
						<b>Demi-produits, non comestibles (charge complète):</b>		
						<b>348. Panneaux de construction, n.d.a.:</b>		
-	-	13	6	-	2 481	wagon	Nombre de wagons chargés	1
-	-	297	140	-	90 310	tonnes métriques	Chargées sur wagons au Canada	2
626	104	-	9 218	-	26 427	" "	En provenance d'autres chemins de fer au Canada	3
-	-	-	7 575	-	24 701	" "	En provenance des Etats-Unis:	
-	-	-	-	-	8 000	" "	A destination du Canada	4
-	-	-	-	-	-	" "	A destination des Etats-Unis	5
<b>626</b>	<b>104</b>	<b>297</b>	<b>16 933</b>	-	<b>149 438</b>	" "	<b>Total du trafic marchandises transportées(1)</b>	<b>6</b>
626	104	297	4 772	-	86 104	" "	Déchargées du wagon au Canada	7
-	-	-	8 920	-	25 549	" "	Remises aux autres chemins de fer au Canada	8
-	-	-	3 240	-	37 784	" "	Remises au réseau des Etats-Unis	9
						<b>350. Papier, n.d.a.:</b>		
-	-	-	-	-	222	wagon	Nombre de wagons chargés	10
-	-	-	-	-	5 957	tonnes métriques	Chargées sur wagons au Canada	11
-	-	-	-	-	18	" "	En provenance d'autres chemins de fer au Canada	12
-	-	-	100	-	198	" "	En provenance des Etats-Unis:	
-	-	-	73	-	884	" "	A destination du Canada	13
-	-	-	-	-	-	" "	A destination des Etats-Unis	14
-	-	-	<b>173</b>	-	<b>7 057</b>	" "	<b>Total du trafic marchandises transportées(1)</b>	<b>15</b>
-	-	-	41	-	3 117	" "	Déchargées du wagon au Canada	16
-	-	-	132	-	150	" "	Remises aux autres chemins de fer au Canada	17
-	-	-	-	-	3 789	" "	Remises au réseau des Etats-Unis	18
						<b>352. Quate et bourre en masse ou en feuilles et feutre:</b>		
-	-	-	6	-	740	wagon	Nombre de wagons chargés	19
-	-	-	103	-	19 443	tonnes métriques	Chargées sur wagons au Canada	20
-	44	-	564	-	2 615	" "	En provenance d'autres chemins de fer au Canada	21
-	-	-	1 818	-	4 437	" "	En provenance des Etats-Unis:	
-	-	-	-	-	46	" "	A destination du Canada	22
-	-	-	-	-	-	" "	A destination des Etats-Unis	23
-	<b>44</b>	-	<b>2 485</b>	-	<b>26 541</b>	" "	<b>Total du trafic marchandises transportées(1)</b>	<b>24</b>
-	-	-	1 816	-	24 820	" "	Déchargées du wagon au Canada	25
-	44	-	669	-	1 675	" "	Remises aux autres chemins de fer au Canada	26
-	-	-	-	-	46	" "	Remises au réseau des Etats-Unis	27
						<b>354. Cordage, ficelle et corde:</b>		
-	-	-	-	-	114	wagon	Nombre de wagons chargés	28
-	-	-	-	-	3 707	tonnes métriques	Chargées sur wagons au Canada	29
46	-	-	51	-	272	" "	En provenance d'autres chemins de fer au Canada	30
-	-	-	250	-	3 215	" "	En provenance des Etats-Unis:	
-	-	-	-	-	-	" "	A destination du Canada	31
-	-	-	-	-	-	" "	A destination des Etats-Unis	32
<b>46</b>	-	-	<b>301</b>	-	<b>7 194</b>	" "	<b>Total du trafic marchandises transportées(1)</b>	<b>33</b>
46	-	-	207	-	6 926	" "	Déchargées du wagon au Canada	34
-	-	-	94	-	266	" "	Remises aux autres chemins de fer au Canada	35
-	-	-	-	-	-	" "	Remises au réseau des Etats-Unis	36
						<b>356. Tissus larges de coton:</b>		
-	-	-	-	-	34	wagon	Nombre de wagons chargés	37
-	-	-	-	-	579	tonnes métriques	Chargées sur wagons au Canada	38
-	-	-	163	-	220	" "	En provenance d'autres chemins de fer au Canada	39
-	-	-	65	-	1 161	" "	En provenance des Etats-Unis:	
-	-	-	35	-	42	" "	A destination du Canada	40
-	-	-	-	-	-	" "	A destination des Etats-Unis	41
-	-	-	<b>263</b>	-	<b>2 002</b>	" "	<b>Total du trafic marchandises transportées(1)</b>	<b>42</b>
-	-	-	206	-	1 618	" "	Déchargées du wagon au Canada	43
-	-	-	57	-	319	" "	Remises aux autres chemins de fer au Canada	44
-	-	-	-	-	64	" "	Remises au réseau des Etats-Unis	45
						<b>358. Tissus larges de jute:</b>		
-	-	-	-	-	150	wagon	Nombre de wagons chargés	46
-	-	-	-	-	5 298	tonnes métriques	Chargées sur wagons au Canada	47
-	-	-	64	-	201	" "	En provenance d'autres chemins de fer au Canada	48
-	-	-	-	-	-	" "	En provenance des Etats-Unis:	
-	-	-	-	-	18	" "	A destination du Canada	49
-	-	-	-	-	-	" "	A destination des Etats-Unis	50
-	-	-	<b>64</b>	-	<b>5 517</b>	" "	<b>Total du trafic marchandises transportées(1)</b>	<b>51</b>
-	-	-	622	-	622	" "	Déchargées du wagon au Canada	52
-	-	-	64	-	152	" "	Remises aux autres chemins de fer au Canada	53
-	-	-	-	-	4 743	" "	Remises au réseau des Etats-Unis	54

Voir note(s) à la fin du tableau.



TABLE 2. Revenue Freight Carried by Railways Within Canada, 1980

Commodity		Class I - Classe I		Class II - Classe II			
		Canadian National	Canadian Pacific	Algoma Central	British Columbia Railway	Canada Southern (Consolidated Rail)	Chesapeake and Ohio
No.		Canadian National	Canadian Pacific				
<b>Fabricated materials, inedible (C.L.):</b>							
<b>360. Textile fabricated materials, n.e.s.:</b>							
1	Number of railway cars loaded	carloads	17	179	-	-	-
2	Loaded onto railway cars in Canada	metric tonnes	497	2 371	-	-	-
3	Received from other railways in Canada	" "	-	87	-	-	-
	Received from United States rail:					42	-
4	Destined to Canadian points	" "	1 739	359	-	-	40
5	Destined to United States points	" "	38	867	-	-	-
6	<b>Total freight traffic carried(1)</b>	" "	<b>2 274</b>	<b>3 684</b>	-	-	<b>40</b>
7	Unloaded from railway cars in Canada	" "	2 132	2 698	-	-	-
8	Delivered to other railways in Canada	" "	-	27	-	-	40
9	Delivered to United States rail connections	" "	142	960	-	-	-
<b>362. Animal oils and fats (excluding marine):</b>							
10	Number of railway cars loaded	carloads	517	1,065	-	-	-
11	Loaded onto railway cars in Canada	metric tonnes	18 394	66 117	-	-	-
12	Received from other railways in Canada	" "	921	31	-	-	-
	Received from United States rail:						
13	Destined to Canadian points	" "	1 551	68	-	-	-
14	Destined to United States points	" "	110	110	-	-	418
15	<b>Total freight traffic carried(1)</b>	" "	<b>20 976</b>	<b>66 326</b>	-	-	<b>418</b>
16	Unloaded from railway cars in Canada	" "	16 747	64 147	-	-	-
17	Delivered to other railways in Canada	" "	3 647	984	-	-	-
18	Delivered to United States rail connections	" "	582	1 195	-	-	418
<b>364. Fish and marine animal oils:</b>							
19	Number of railway cars loaded	carloads	49	12	-	-	-
20	Loaded onto railway cars in Canada	metric tonnes	1 631	363	-	-	-
21	Received from other railways in Canada	" "	212	163	-	-	-
	Received from United States rail:						
22	Destined to Canadian points	" "	-	68	-	-	-
23	Destined to United States points	" "	198	149	-	-	-
24	<b>Total freight traffic carried(1)</b>	" "	<b>2 041</b>	<b>743</b>	-	-	-
25	Unloaded from railway cars in Canada	" "	1 058	191	-	-	-
26	Delivered to other railways in Canada	" "	296	403	-	-	-
27	Delivered to United States rail connections	" "	688	149	-	-	-
<b>366. Cottonseed oil and linseed oil:</b>							
28	Number of railway cars loaded	carloads	25	13	-	2	-
29	Loaded onto railway cars in Canada	metric tonnes	1 627	918	-	172	-
30	Received from other railways in Canada	" "	-	112	-	-	-
	Received from United States rail:						
31	Destined to Canadian points	" "	2 528	1 749	-	-	83
32	Destined to United States points	" "	-	85	-	-	58
33	<b>Total freight traffic carried(1)</b>	" "	<b>4 155</b>	<b>2 864</b>	-	<b>172</b>	<b>83</b>
34	Unloaded from railway cars in Canada	" "	4 026	2 697	-	-	-
35	Delivered to other railways in Canada	" "	-	82	-	172	83
36	Delivered to United States rail connections	" "	129	85	-	-	58
<b>368. Soyabean oil:</b>							
37	Number of railway cars loaded	carloads	130	253	-	-	-
38	Loaded onto railway cars in Canada	metric tonnes	6 890	17 245	-	-	-
39	Received from other railways in Canada	" "	-	126	-	-	-
	Received from United States rail:						
40	Destined to Canadian points	" "	209	7 142	-	-	57
41	Destined to United States points	" "	503	2 937	-	-	41
42	<b>Total freight traffic carried(1)</b>	" "	<b>7 602</b>	<b>27 450</b>	-	-	<b>57</b>
43	Unloaded from railway cars in Canada	" "	7 044	24 453	-	-	-
44	Delivered to other railways in Canada	" "	-	14	-	-	-
45	Delivered to United States rail connections	" "	557	2 983	-	-	41
<b>370. Vegetable oils, and fats, n.e.s.:</b>							
46	Number of railway cars loaded	carloads	2,315	2,523	-	8	-
47	Loaded onto railway cars in Canada	metric tonnes	144 528	154 955	-	269	-
48	Received from other railways in Canada	" "	73 709	3 698	-	-	83
	Received from United States rail:						
49	Destined to Canadian points	" "	8 538	4 978	-	-	6 737
50	Destined to United States points	" "	70	1 869	-	-	-
51	<b>Total freight traffic carried(1)</b>	" "	<b>226 845</b>	<b>165 500</b>	-	<b>269</b>	<b>6 820</b>
52	Unloaded from railway cars in Canada	" "	221 916	140 993	-	269	-
53	Delivered to other railways in Canada	" "	4 545	20 044	-	-	6 737
54	Delivered to United States rail connections	" "	385	4 462	-	-	83

See footnote(s) at end of table.

TABLEAU 2. Marchandises payantes transportées par chemin de fer au Canada, 1980

Class II - Classe II				Classes III and IV	Grand total all Railways	Type de marchandise	No	
Northern Alberta	Ontario Northland	Quebec North Shore and Labrador	All other Tous autres	Classes III et IV	Total général tous chemins de fer			
						<b>Demi-produits, non comestibles (charge complète):</b>		
						<b>360. Demi-produits en matières textiles, n.d.a.:</b>		
			3		199	wagon	Nombre de wagons chargés	1
			57		2 925	tonnes métriques	Chargées sur wagons au Canada	2
					129	" "	En provenance d'autres chemins de fer au Canada	3
			1 133		3 271	" "	En provenance des Etats-Unis:	
			65		970	" "	A destination du Canada	4
					271	" "	A destination des Etats-Unis	5
			<b>1 255</b>		<b>7 295</b>	" "	<b>Total du trafic marchandises transportées(1)</b>	<b>6</b>
			1 111		5 941	" "	Déchargées du wagon au Canada	7
			87		154	" "	Remises aux autres chemins de fer au Canada	8
			57		1 201	" "	Remises au réseau des Etats-Unis	9
							<b>362. Huiles et corps gras d'origine animale (sauf marins):</b>	
			1		1,583	wagon	Nombre de wagons chargés	10
			26		84 537	tonnes métriques	Chargées sur wagons au Canada	11
			4 248		5 200	" "	En provenance d'autres chemins de fer au Canada	12
						" "	En provenance des Etats-Unis:	
			133		1 752	" "	A destination du Canada	13
					638	" "	A destination des Etats-Unis	14
			<b>4 407</b>		<b>92 127</b>	" "	<b>Total du trafic marchandises transportées(1)</b>	<b>15</b>
			4 381		85 275	" "	Déchargées du wagon au Canada	16
			26		4 657	" "	Remises aux autres chemins de fer au Canada	17
					2 195	" "	Remises au réseau des Etats-Unis	18
							<b>364. Huiles de poissons et d'animaux marins:</b>	
			7		68	wagon	Nombre de wagons chargés	19
			198		2 192	tonnes métriques	Chargées sur wagons au Canada	20
			344		719	" "	En provenance d'autres chemins de fer au Canada	21
						" "	En provenance des Etats-Unis:	
					68	" "	A destination du Canada	22
					347	" "	A destination des Etats-Unis	23
			<b>542</b>		<b>3 326</b>	" "	<b>Total du trafic marchandises transportées(1)</b>	<b>24</b>
			142		1 391	" "	Déchargées du wagon au Canada	25
					699	" "	Remises aux autres chemins de fer au Canada	26
			400		1 237	" "	Remises au réseau des Etats-Unis	27
							<b>366. Huile de coton et huile de lin:</b>	
					40	wagon	Nombre de wagons chargés	28
					2 717	tonnes métriques	Chargées sur wagons au Canada	29
			83		195	" "	En provenance d'autres chemins de fer au Canada	30
						" "	En provenance des Etats-Unis:	
			167		4 527	" "	A destination du Canada	31
					143	" "	A destination des Etats-Unis	32
			<b>250</b>		<b>7 582</b>	" "	<b>Total du trafic marchandises transportées(1)</b>	<b>33</b>
					6 723	" "	Déchargées du wagon au Canada	34
			250		587	" "	Remises aux autres chemins de fer au Canada	35
					272	" "	Remises au réseau des Etats-Unis	36
							<b>368. Huile de soja:</b>	
					383	wagon	Nombre de wagons chargés	37
					24 135	tonnes métriques	Chargées sur wagons au Canada	38
			57		183	" "	En provenance d'autres chemins de fer au Canada	39
						" "	En provenance des Etats-Unis:	
			1 580		8 988	" "	A destination du Canada	40
					3 481	" "	A destination des Etats-Unis	41
			<b>1 637</b>		<b>36 787</b>	" "	<b>Total du trafic marchandises transportées(1)</b>	<b>42</b>
			1 511		33 008	" "	Déchargées du wagon au Canada	43
			126		197	" "	Remises aux autres chemins de fer au Canada	44
					3 581	" "	Remises au réseau des Etats-Unis	45
							<b>370. Huiles et corps gras d'origine végétale, n.d.a.:</b>	
810			4		5,680	wagon	Nombre de wagons chargés	46
50 116			104		355 972	tonnes métriques	Chargées sur wagons au Canada	47
206			9 833		87 532	" "	En provenance d'autres chemins de fer au Canada	48
						" "	En provenance des Etats-Unis:	
			671		20 924	" "	A destination du Canada	49
					4 803	" "	A destination des Etats-Unis	50
56 325			<b>10 608</b>		<b>469 231</b>	" "	<b>Total du trafic marchandises transportées(1)</b>	<b>51</b>
209			9 042		372 429	" "	Déchargées du wagon au Canada	52
56 116			1 463		88 905	" "	Remises aux autres chemins de fer au Canada	53
			104		7 898	" "	Remises au réseau des Etats-Unis	54

Voir note(s) à la fin du tableau.

TABLE 2. Revenue Freight Carried by Railways Within Canada, 1980

No.	Commodity		Class I - Classe I		Class II - Classe II			
			Canadian National Canadien National	Canadian Pacific Canadien Pacifique	Algoma Central	British Columbia Railway	Canada Southern (Consolidated Rail)	Chesapeake and Ohio
<b>Fabricated materials, inedible (C.L.):</b>								
<b>372. Chemically modified oils, fats and waxes and their derivatives:</b>								
1	Number of railway cars loaded	carloads	81	99	-	-	-	-
2	Loaded onto railway cars in Canada	metric tonnes	3 027	4 932	-	-	-	-
3	Received from other railways in Canada	" "	82	315	-	64	-	-
	Received from United States rail:							
4	Destined to Canadian points	" "	3 846	2 019	-	-	419	-
5	Destined to United States points	" "	489	211	-	-	-	-
6	<b>Total freight traffic carried(1)</b>	" "	<b>7 444</b>	<b>7 477</b>	-	<b>64</b>	<b>419</b>	-
7	Unloaded from railway cars in Canada	" "	6 435	6 739	-	64	-	-
8	Delivered to other railways in Canada	" "	109	27	-	-	419	-
9	Delivered to United States rail connections	" "	899	712	-	-	-	-
<b>374. Turpentine, rosin and rosin oils, spirits and acids:</b>								
10	Number of railway cars loaded	carloads	65	68	-	-	-	-
11	Loaded onto railway cars in Canada	metric tonnes	2 006	2 778	-	-	-	-
12	Received from other railways in Canada	" "	-	1 041	-	122	-	-
	Received from United States rail:							
13	Destined to Canadian points	" "	3 967	4 649	-	685	435	2 578
14	Destined to United States points	" "	-	1 371	-	-	-	-
15	<b>Total freight traffic carried(1)</b>	" "	<b>5 973</b>	<b>9 839</b>	-	<b>807</b>	<b>435</b>	<b>2 578</b>
16	Unloaded from railway cars in Canada	" "	5 637	8 340	-	807	197	2 578
17	Delivered to other railways in Canada	" "	336	114	-	-	239	-
18	Delivered to United States rail connections	" "	-	1 385	-	-	-	-
<b>376. Gum, wood and vegetable extracts:</b>								
19	Number of railway cars loaded	carloads	706	692	-	-	-	-
20	Loaded onto railway cars in Canada	metric tonnes	37 947	38 860	-	-	-	-
21	Received from other railways in Canada	" "	4 287	3 349	-	-	161	-
	Received from United States rail:							
22	Destined to Canadian points	" "	6 910	2 743	-	-	453	-
23	Destined to United States points	" "	34	2 249	-	-	-	45
24	<b>Total freight traffic carried(1)</b>	" "	<b>49 178</b>	<b>47 201</b>	-	-	<b>614</b>	<b>45</b>
25	Unloaded from railway cars in Canada	" "	25 881	24 162	-	-	-	-
26	Delivered to other railways in Canada	" "	957	1 091	-	-	453	-
27	Delivered to United States rail connections	" "	22 340	21 948	-	-	161	45
<b>378. Carbon blacks:</b>								
28	Number of railway cars loaded	carloads	1 286	529	-	16	-	61
29	Loaded onto railway cars in Canada	metric tonnes	64 909	13 198	-	1 121	-	1 882
30	Received from other railways in Canada	" "	-	1 939	-	46	924	12
	Received from United States rail:							
31	Destined to Canadian points	" "	6 390	-	-	-	62	151
32	Destined to United States points	" "	231	1 068	-	-	-	-
33	<b>Total freight traffic carried(1)</b>	" "	<b>71 530</b>	<b>16 205</b>	-	<b>1 167</b>	<b>986</b>	<b>2 045</b>
34	Unloaded from railway cars in Canada	" "	69 836	8 631	-	1 168	-	-
35	Delivered to other railways in Canada	" "	-	1 042	-	-	62	2 045
36	Delivered to United States rail connections	" "	1 695	6 531	-	-	924	-
<b>380. Chemical elements:</b>								
37	Number of railway cars loaded	carloads	7 268	246	-	-	-	1 106
38	Loaded onto railway cars in Canada	metric tonnes	483 522	11 958	-	-	-	88 884
39	Received from other railways in Canada	" "	660	84 697	573	-	-	28
	Received from United States rail:							
40	Destined to Canadian points	" "	1 647	8 927	-	-	1 269	2 351
41	Destined to United States points	" "	77	609	-	-	-	3 865
42	<b>Total freight traffic carried(1)</b>	" "	<b>485 906</b>	<b>106 191</b>	<b>573</b>	-	<b>1 269</b>	<b>95 128</b>
43	Unloaded from railway cars in Canada	" "	342 877	99 459	442	-	-	3 024
44	Delivered to other railways in Canada	" "	39 518	2 673	132	-	1 269	44 250
45	Delivered to United States rail connections	" "	103 512	4 058	-	-	-	47 855
<b>382. Sulphuric acid:</b>								
46	Number of railway cars loaded	carloads	5 271	8 758	-	145	250	9
47	Loaded onto railway cars in Canada	metric tonnes	378 931	796 750	-	11 663	22 129	684
48	Received from other railways in Canada	" "	248 998	30 050	-	1 204	204 077	112 316
	Received from United States rail:							
49	Destined to Canadian points	" "	45	-	-	-	71	64
50	Destined to United States points	" "	-	71	-	-	-	-
51	<b>Total freight traffic carried(1)</b>	" "	<b>627 974</b>	<b>826 871</b>	-	<b>12 867</b>	<b>226 277</b>	<b>113 064</b>
52	Unloaded from railway cars in Canada	" "	510 896	208 492	-	12 724	130 389	112 379
53	Delivered to other railways in Canada	" "	113 935	425 429	-	142	139	684
54	Delivered to United States rail connections	" "	3 143	192 951	-	-	95 749	-

See footnote(s) at end of table.

TABLEAU 2. Marchandises payantes transportées par chemin de fer au Canada, 1980

Class II - Classe II				Classes III and IV	Grand total all Railways	Type de marchandise	No	
Northern Alberta	Ontario Northland	Quebec North Shore and Labrador	All other Tous autres					Classes III et IV
						<b>Demi-produits, non comestibles (charge complète):</b>		
			1		181	wagon	Nombre de wagons chargés	1
			25		7 964	tonnes métriques	Chargées sur wagons au Canada	2
			302		763	" "	En provenance d'autres chemins de fer au Canada	3
			162		6 446	" "	En provenance des Etats-Unis:	
			-	139	839	" "	A destination du Canada	4
			-	-	-	" "	A destination des Etats-Unis	5
			<b>489</b>	<b>139</b>	<b>16 032</b>	" "	<b>Total du trafic marchandises transportées(1)</b>	<b>6</b>
			177		13 416	" "	Déchargées du wagon au Canada	7
			287		842	" "	Remises aux autres chemins de fer au Canada	8
			25	139	1 775	" "	Remises au réseau des Etats-Unis	9
							<b>374. Terebenthine, colophane et huiles, essences et acides de colophane:</b>	
					133	wagon	Nombre de wagons chargés	10
					4 784	tonnes métriques	Chargées sur wagons au Canada	11
			305		1 468	" "	En provenance d'autres chemins de fer au Canada	12
						" "	En provenance des Etats-Unis:	
			433		12 747	" "	A destination du Canada	13
			-		1 371	" "	A destination des Etats-Unis	14
			<b>738</b>		<b>20 370</b>	" "	<b>Total du trafic marchandises transportées(1)</b>	<b>15</b>
			259		17 818	" "	Déchargées du wagon au Canada	16
			479		1 168	" "	Remises aux autres chemins de fer au Canada	17
			-		1 385	" "	Remises au réseau des Etats-Unis	18
							<b>376. Extraits de gomme, de bois et de végétaux:</b>	
			5		1 403	wagon	Nombre de wagons chargés	19
			133		76 940	tonnes métriques	Chargées sur wagons au Canada	20
			2 538		10 335	" "	En provenance d'autres chemins de fer au Canada	21
						" "	En provenance des Etats-Unis:	
			6 831		16 937	" "	A destination du Canada	22
			-		2 328	" "	A destination des Etats-Unis	23
			<b>9 502</b>		<b>106 540</b>	" "	<b>Total du trafic marchandises transportées(1)</b>	<b>24</b>
			1 739		51 782	" "	Déchargées du wagon au Canada	25
			6 522		9 023	" "	Remises aux autres chemins de fer au Canada	26
			1 240		45 734	" "	Remises au réseau des Etats-Unis	27
							<b>378. Noirs de carbone:</b>	
			19		1,911	wagon	Nombre de wagons chargés	28
			693		81 803	tonnes métriques	Chargées sur wagons au Canada	29
			973		3 894	" "	En provenance d'autres chemins de fer au Canada	30
						" "	En provenance des Etats-Unis:	
			36		6 639	" "	A destination du Canada	31
			-		1 299	" "	A destination des Etats-Unis	32
			<b>1 702</b>		<b>93 635</b>	" "	<b>Total du trafic marchandises transportées(1)</b>	<b>33</b>
			98		79 733	" "	Déchargées du wagon au Canada	34
			912		4 061	" "	Remises aux autres chemins de fer au Canada	35
			693		9 843	" "	Remises au réseau des Etats-Unis	36
							<b>380. Elements chimiques:</b>	
		80	295		8,997	wagon	Nombre de wagons chargés	37
	2	740	16 706		601 828	tonnes métriques	Chargées sur wagons au Canada	38
	18	-	16 514		107 133	" "	En provenance d'autres chemins de fer au Canada	39
	4 661					" "	En provenance des Etats-Unis:	
			5 951		20 145	" "	A destination du Canada	40
			-	9 597	14 148	" "	A destination des Etats-Unis	41
	<b>4 679</b>	<b>740</b>	<b>39 171</b>	<b>9 597</b>	<b>743 254</b>	" "	<b>Total du trafic marchandises transportées(1)</b>	<b>42</b>
			18 877		465 437	" "	Déchargées du wagon au Canada	43
	18	740	12 782		105 285	" "	Remises aux autres chemins de fer au Canada	44
	4 661		7 513	9 597	172 535	" "	Remises au réseau des Etats-Unis	45
							<b>382. Acide sulfurique:</b>	
			17		16,714	wagon	Nombre de wagons chargés	46
	2,264		672		1 406 486	tonnes métriques	Chargées sur wagons au Canada	47
	195 657		223 201		828 726	" "	En provenance d'autres chemins de fer au Canada	48
						" "	En provenance des Etats-Unis:	
			4 526		4 706	" "	A destination du Canada	49
			-		71	" "	A destination des Etats-Unis	50
			<b>228 399</b>		<b>2 239 989</b>	" "	<b>Total du trafic marchandises transportées(1)</b>	<b>51</b>
8 880	195 657		91 775		1 070 577	" "	Déchargées du wagon au Canada	52
	3 922		136 044		876 988	" "	Remises aux autres chemins de fer au Canada	53
8 880	191 735		582		292 425	" "	Remises au réseau des Etats-Unis	54

Voir note(s) à la fin du tableau.



TABLE 2. Revenue Freight Carried by Railways Within Canada, 1980

Commodity		Class I - Classe I		Class II - Classe II				
		Canadian National Canadien National	Canadian Pacific Canadien Pacifique	Algoma Central	British Columbia Railway	Canada Southern (Consolidated Rail)	Chesapeake and Ohio	
<b>Fabricated materials, inedible (C.L.):</b>								
<b>384. Inorganic acids and oxygen compounds of non-metals or metalloids, n.e.s.:</b>								
1	Number of railway cars loaded	carloads	1,683	1,900	-	-	41	212
2	Loaded onto railway cars in Canada	metric tonnes	98 541	99 660	-	-	1 960	11 548
3	Received from other railways in Canada	" "	331	18 869	446	-	14 758	-
	Received from United States rail:							
4	Destined to Canadian points	" "	5 920	4 209	-	-	1 236	1 081
5	Destined to United States points	" "	-	2 069	-	-	-	7 224
6	<b>Total freight traffic carried(1)</b>	" "	<b>104 792</b>	<b>124 807</b>	<b>446</b>	<b>-</b>	<b>17 954</b>	<b>19 853</b>
7	Unloaded from railway cars in Canada	" "	72 217	63 703	-	-	91	1 189
8	Delivered to other railways in Canada	" "	3 778	13 981	446	-	1 145	221
9	Delivered to United States rail connections	" "	28 798	47 124	-	-	16 719	18 443
<b>386. Sodium hydroxide:</b>								
10	Number of railway cars loaded	carloads	-	2	-	-	-	-
11	Loaded onto railway cars in Canada	metric tonnes	-	147	-	-	-	-
12	Received from other railways in Canada	" "	-	147	-	-	-	-
	Received from United States rail:							
13	Destined to Canadian points	" "	-	45	-	-	-	-
14	Destined to United States points	" "	-	-	-	-	-	-
15	<b>Total freight traffic carried(1)</b>	" "	<b>-</b>	<b>339</b>	<b>-</b>	<b>-</b>	<b>-</b>	<b>-</b>
16	Unloaded from railway cars in Canada	" "	-	339	-	-	-	-
17	Delivered to other railways in Canada	" "	-	-	-	-	-	-
18	Delivered to United States rail connections	" "	-	-	-	-	-	-
<b>388. Inorganic bases and metallic oxides, hydroxides, and peroxides, n.e.s.:</b>								
19	Number of railway cars loaded	carloads	16,312	7,546	-	-	2	1,391
20	Loaded onto railway cars in Canada	metric tonnes	1 189 481	533 594	-	-	179	102 586
21	Received from other railways in Canada	" "	14 369	150 022	274	-	644	1 487
	Received from United States rail:							
22	Destined to Canadian points	" "	29 418	18 243	-	-	4 327	6 466
23	Destined to United States points	" "	494	12 072	-	-	-	8 940
24	<b>Total freight traffic carried(1)</b>	" "	<b>1 233 762</b>	<b>713 931</b>	<b>274</b>	<b>-</b>	<b>5 150</b>	<b>119 479</b>
25	Unloaded from railway cars in Canada	" "	1 000 525	270 966	-	-	1 065	22 466
26	Delivered to other railways in Canada	" "	131 981	34 512	274	-	3 906	70 100
27	Delivered to United States rail connections	" "	101 255	408 454	-	-	179	26 913
<b>390. Sodium sulphate:</b>								
28	Number of railway cars loaded	carloads	1,378	4,878	-	588	-	-
29	Loaded onto railway cars in Canada	metric tonnes	86 928	406 211	-	49 071	-	-
30	Received from other railways in Canada	" "	54 980	14 119	5 341	25 793	12 977	-
	Received from United States rail:							
31	Destined to Canadian points	" "	-	215	-	89	-	-
32	Destined to United States points	" "	45	-	-	-	-	-
33	<b>Total freight traffic carried(1)</b>	" "	<b>141 951</b>	<b>420 545</b>	<b>5 341</b>	<b>74 953</b>	<b>12 977</b>	<b>-</b>
34	Unloaded from railway cars in Canada	" "	105 895	171 859	145	72 430	-	-
35	Delivered to other railways in Canada	" "	12 925	78 487	5 195	2 523	-	-
36	Delivered to United States rail connections	" "	23 132	170 199	-	-	12 977	-
<b>392. Sodium carbonate:</b>								
37	Number of railway cars loaded	carloads	1,971	1,964	-	-	4	-
38	Loaded onto railway cars in Canada	metric tonnes	138 358	146 876	-	-	225	-
39	Received from other railways in Canada	" "	1 749	1 572	-	-	2 802	-
	Received from United States rail:							
40	Destined to Canadian points	" "	57 024	47 783	-	9 298	-	-
41	Destined to United States points	" "	-	-	-	-	-	39
42	<b>Total freight traffic carried(1)</b>	" "	<b>197 131</b>	<b>196 231</b>	<b>-</b>	<b>9 298</b>	<b>3 027</b>	<b>39</b>
43	Unloaded from railway cars in Canada	" "	197 021	160 090	-	9 298	-	-
44	Delivered to other railways in Canada	" "	37	36 141	-	-	-	-
45	Delivered to United States rail connections	" "	73	-	-	-	3 027	39
<b>394. Metallic salts and peroxy-salts of inorganic acids, n.e.s.:</b>								
46	Number of railway cars loaded	carloads	2,383	1,754	-	-	32	15
47	Loaded onto railway cars in Canada	metric tonnes	146 188	133 577	-	-	1 315	644
48	Received from other railways in Canada	" "	83 639	71 405	188	-	2 000	91
	Received from United States rail:							
49	Destined to Canadian points	" "	50 221	38 171	-	-	12 655	6 422
50	Destined to United States points	" "	727	916	-	-	-	22 483
51	<b>Total freight traffic carried(1)</b>	" "	<b>260 775</b>	<b>244 069</b>	<b>188</b>	<b>-</b>	<b>15 970</b>	<b>29 640</b>
52	Unloaded from railway cars in Canada	" "	221 294	176 601	87	-	3 924	4 870
53	Delivered to other railways in Canada	" "	13 132	38 661	101	-	9 736	1 643
54	Delivered to United States rail connections	" "	26 348	28 807	-	-	2 311	23 127

See footnote(s) at end of table.

TABLEAU 2. Marchandises payantes transportées par chemin de fer au Canada, 1980

Class II - Classe II				Classes III and IV	Grand total all Railways	Type de marchandise	No	
Northern Alberta	Ontario Northland	Quebec North Shore and Labrador	All other Tous autres					Classes III et IV
-	-	-	366	-	4 202	wagon	Demi-produits, non comestibles (charge complète):	1
-	-	-	28 434	-	240 143	tonnes métriques	384. Acides inorganiques et composés d'oxygène de produits non métalliques ou de métalloïdes, n.d.a.:	2
1 284	3 669	-	7 507	-	46 864	" "	Nombre de wagons chargés	3
-	-	-	1 857	-	14 303	" "	Chargées sur wagons au Canada	4
-	-	-	-	-	9 293	" "	En provenance d'autres chemins de fer au Canada	5
1 284	3 669	-	37 798	-	310 603	" "	En provenance des États-Unis:	6
-	-	-	-	-	-	" "	A destination du Canada	7
977	2 542	-	910	-	141 629	" "	A destination des États-Unis	8
307	1 127	-	28 812	-	49 817	" "	Total du trafic marchandises transportées(1)	9
-	-	-	8 078	-	119 162	" "	Déchargées du wagon au Canada	10
-	-	-	-	-	-	" "	Remises aux autres chemins de fer au Canada	11
-	-	-	-	-	-	" "	Remises au réseau des États-Unis	12
-	2	-	-	-	4	wagon	385. Hydroxyde de sodium:	13
-	176	-	-	-	323	tonnes métriques	Nombre de wagons chargés	14
-	27 117	-	-	-	27 264	" "	Chargées sur wagons au Canada	15
-	-	-	-	-	45	" "	En provenance d'autres chemins de fer au Canada	16
-	-	-	-	523	523	" "	En provenance des États-Unis:	17
-	-	-	-	-	-	" "	A destination du Canada	18
-	27 293	-	-	523	28 155	" "	A destination des États-Unis	19
-	-	-	-	-	-	" "	Total du trafic marchandises transportées(1)	20
-	18 990	-	-	-	19 329	" "	Déchargées du wagon au Canada	21
-	8 303	-	-	-	8 303	" "	Remises aux autres chemins de fer au Canada	22
-	-	-	-	523	523	" "	Remises au réseau des États-Unis	23
-	-	-	-	-	-	" "	388. Bases inorganiques et oxydes, hydroxydes et peroxydes métalliques, n.d.a.:	24
-	-	-	144	-	25,395	wagon	Nombre de wagons chargés	25
-	-	-	11 296	-	1 837 136	tonnes métriques	Chargées sur wagons au Canada	26
3 306	3 840	-	16 031	-	189 973	" "	En provenance d'autres chemins de fer au Canada	27
-	-	-	3 837	-	62 291	" "	En provenance des États-Unis:	28
-	-	-	-	24 772	46 278	" "	A destination du Canada	29
3 306	3 840	-	31 164	24 772	2 135 678	" "	A destination des États-Unis	30
-	-	-	-	-	-	" "	Total du trafic marchandises transportées(1)	31
3 306	30	-	6 497	-	1 304 855	" "	Déchargées du wagon au Canada	32
-	3 810	-	12 822	-	257 405	" "	Remises aux autres chemins de fer au Canada	33
-	-	-	11 845	24 772	573 418	" "	Remises au réseau des États-Unis	34
-	-	-	-	-	-	" "	390. Sulfate de sodium:	35
-	-	-	-	-	6,844	wagon	Nombre de wagons chargés	36
-	-	-	-	-	542 208	tonnes métriques	Chargées sur wagons au Canada	37
-	919	-	15 039	-	129 168	" "	En provenance d'autres chemins de fer au Canada	38
-	-	-	132	-	436	" "	En provenance des États-Unis:	39
-	-	-	-	4 677	4 722	" "	A destination du Canada	40
-	919	-	15 171	4 677	676 534	" "	A destination des États-Unis	41
-	-	-	-	-	-	" "	Total du trafic marchandises transportées(1)	42
-	86	-	534	-	350 899	" "	Déchargées du wagon au Canada	43
-	883	-	13 075	-	113 088	" "	Remises aux autres chemins de fer au Canada	44
-	-	-	1 562	4 677	212 547	" "	Remises au réseau des États-Unis	45
-	-	-	-	-	-	" "	392. Carbonate de sodium:	46
-	-	-	1,729	-	5,668	wagon	Nombre de wagons chargés	47
-	-	-	131 741	-	417 200	tonnes métriques	Chargées sur wagons au Canada	48
-	3 962	-	49 315	-	59 400	" "	En provenance d'autres chemins de fer au Canada	49
-	-	-	49 889	-	163 994	" "	En provenance des États-Unis:	50
-	-	-	-	-	39	" "	A destination du Canada	51
-	3 962	-	230 945	-	640 633	" "	A destination des États-Unis	52
-	-	-	-	-	-	" "	Total du trafic marchandises transportées(1)	53
-	1 614	-	204 125	-	572 148	" "	Déchargées du wagon au Canada	54
-	2 348	-	25 827	-	64 353	" "	Remises aux autres chemins de fer au Canada	55
-	-	-	996	-	4 135	" "	Remises au réseau des États-Unis	56
-	-	-	-	-	-	" "	394. Sels et persels métalliques d'acides inorganiques, n.d.a.:	57
1	37	-	1,061	-	5,283	wagon	Nombre de wagons chargés	58
18	1 953	-	70 551	-	354 246	tonnes métriques	Chargées sur wagons au Canada	59
3 962	3 014	-	33 114	-	175 313	" "	En provenance d'autres chemins de fer au Canada	60
-	-	-	21 830	-	129 299	" "	En provenance des États-Unis:	61
-	-	-	284	3 608	28 018	" "	A destination du Canada	62
1 880	4 967	-	125 779	3 608	686 876	" "	A destination des États-Unis	63
-	-	-	-	-	-	" "	Total du trafic marchandises transportées(1)	64
471	1 852	-	24 422	-	433 521	" "	Déchargées du wagon au Canada	65
1 409	3 115	-	84 331	-	152 128	" "	Remises aux autres chemins de fer au Canada	66
-	-	-	17 026	3 608	101 227	" "	Remises au réseau des États-Unis	67

Voir note(s) à la fin du tableau.

TABLE 2. Revenue Freight Carried by Railways Within Canada, 1980

No.	Commodity		Class I - Classe I		Class II - Classe II			
			Canadian National Canadien National	Canadian Pacific Canadien Pacifique	Algoma Central	British Columbia Railway	Canada Southern (Consolidated Rail)	Chesapeake and Ohio
<b>Fabricated materials, inedible (C.L.):</b>								
<b>396. Calcium carbide:</b>								
1	Number of railway cars loaded	carloads	312	116	-	-	1	-
2	Loaded onto railway cars in Canada	metric tonnes	14 036	4 495	-	-	29	-
3	Received from other railways in Canada	" "	-	1 041	-	-	-	-
4	Received from United States rail:	" "	-	-	-	-	-	-
5	Destined to Canadian points	" "	1 977	243	-	-	-	-
6	Destined to United States points	" "	-	856	-	-	-	-
6	<b>Total freight traffic carried(1)</b>	" "	<b>16 013</b>	<b>6 635</b>	-	-	<b>29</b>	-
7	Unloaded from railway cars in Canada	" "	15 645	4 180	-	-	-	-
8	Delivered to other railways in Canada	" "	286	1 598	-	-	-	-
9	Delivered to United States rail connections	" "	82	856	-	-	29	-
<b>398. Inorganic chemicals, other n.e.s.:</b>								
10	Number of railway cars loaded	carloads	288	19	-	-	-	-
11	Loaded onto railway cars in Canada	metric tonnes	20 740	933	-	-	-	-
12	Received from other railways in Canada	" "	142	159	-	-	-	-
13	Received from United States rail:	" "	-	-	-	-	-	-
14	Destined to Canadian points	" "	4 140	4 227	-	-	-	-
15	Destined to United States points	" "	-	68	-	-	-	426
15	<b>Total freight traffic carried(1)</b>	" "	<b>25 022</b>	<b>5 387</b>	-	-	-	<b>426</b>
16	Unloaded from railway cars in Canada	" "	20 557	5 319	-	-	-	-
17	Delivered to other railways in Canada	" "	64	-	-	-	-	-
18	Delivered to United States rail connections	" "	4 403	68	-	-	-	426
<b>400. Hydrocarbons and their derivatives:</b>								
19	Number of railway cars loaded	carloads	7 998	4 367	-	-	-	1 213
20	Loaded onto railway cars in Canada	metric tonnes	559 925	299 845	-	-	-	87 329
21	Received from other railways in Canada	" "	-	63 155	-	-	-	289
22	Received from United States rail:	" "	-	-	-	-	-	-
23	Destined to Canadian points	" "	8 875	1 012	-	-	37	41 958
24	Destined to United States points	" "	73	32	-	-	-	1 851
24	<b>Total freight traffic carried(1)</b>	" "	<b>568 873</b>	<b>364 044</b>	-	-	<b>37</b>	<b>131 412</b>
25	Unloaded from railway cars in Canada	" "	460 901	108 344	-	-	37	42 668
26	Delivered to other railways in Canada	" "	240	93 612	-	-	-	64 338
27	Delivered to United States rail connections	" "	107 732	162 087	-	-	-	24 411
<b>402. Alcohols and their derivatives:</b>								
28	Number of railway cars loaded	carloads	801	4 870	-	-	-	328
29	Loaded onto railway cars in Canada	metric tonnes	41 221	398 817	-	-	-	20 704
30	Received from other railways in Canada	" "	7 023	23 773	-	-	82	4 021
31	Received from United States rail:	" "	-	-	-	-	-	-
32	Destined to Canadian points	" "	5 063	8 938	-	-	-	-
33	Destined to United States points	" "	91	974	-	-	-	815
33	<b>Total freight traffic carried(1)</b>	" "	<b>53 398</b>	<b>432 502</b>	-	-	<b>82</b>	<b>25 540</b>
34	Unloaded from railway cars in Canada	" "	34 130	322 699	-	-	82	4 021
35	Delivered to other railways in Canada	" "	3 344	18 846	-	-	-	20 550
36	Delivered to United States rail connections	" "	15 923	90 957	-	-	-	968
<b>404. Phenols, ethers, aldehydes, ketones and their derivatives:</b>								
37	Number of railway cars loaded	carloads	1 793	843	-	-	-	735
38	Loaded onto railway cars in Canada	metric tonnes	119 245	55 228	-	-	-	44 956
39	Received from other railways in Canada	" "	260	21 737	-	-	-	1 781
40	Received from United States rail:	" "	-	-	-	-	-	-
41	Destined to Canadian points	" "	28 535	15 132	-	-	1 730	7 052
42	Destined to United States points	" "	89	533	-	-	-	146
42	<b>Total freight traffic carried(1)</b>	" "	<b>148 129</b>	<b>92 630</b>	-	-	<b>1 730</b>	<b>53 935</b>
43	Unloaded from railway cars in Canada	" "	134 261	52 949	-	-	-	9 167
44	Delivered to other railways in Canada	" "	1 447	7 118	-	-	1 730	26 309
45	Delivered to United States rail connections	" "	12 422	32 564	-	-	-	18 459
<b>406. Organic acids, their anhydrides, halides, peroxides, paracids and derivatives:</b>								
46	Number of railway cars loaded	carloads	696	521	-	-	-	-
47	Loaded onto railway cars in Canada	metric tonnes	43 049	37 009	-	-	-	-
48	Received from other railways in Canada	" "	34	493	-	151	-	-
49	Received from United States rail:	" "	-	-	-	-	-	-
50	Destined to Canadian points	" "	53 174	4 291	-	-	1 422	3 468
51	Destined to United States points	" "	27	-	-	-	-	64
51	<b>Total freight traffic carried(1)</b>	" "	<b>96 284</b>	<b>41 793</b>	-	<b>151</b>	<b>1 422</b>	<b>3 518</b>
52	Unloaded from railway cars in Canada	" "	95 993	21 899	-	151	1 315	3 468
53	Delivered to other railways in Canada	" "	59	156	-	-	108	-
54	Delivered to United States rail connections	" "	231	19 738	-	-	-	34

See footnote(s) at end of table.

TABLEAU 2. Marchandises payantes transportées par chemin de fer au Canada, 1980

Class II - Classe II				Classes III and IV	Grand total all Railways	Type de marchandise	No	
Northern Alberta	Ontario Northland	Quebec North Shore and Labrador	All other Tous autres	Classes III et IV	Total général tous chemins de fer			
						<b>Demi-produits, non comestibles (charge complète):</b>		
						<b>396. Carbone de calcium:</b>		
					429	wagon	Nombre de wagons chargés	1
					18 560	tonnes métriques	Chargées sur wagons au Canada	2
	1 184		1 589		3 814	" "	En provenance d'autres chemins de fer au Canada	3
			93		2 313	" "	En provenance des Etats-Unis:	
					856	" "	A destination du Canada	4
						" "	A destination des Etats-Unis	5
	1 184		1 682		25 543	" "	<b>Total du trafic marchandises transportées(1)</b>	6
	1 184				21 009	" "	Déchargées du wagon au Canada	7
			1 682		3 566	" "	Remises aux autres chemins de fer au Canada	8
					967	" "	Remises au réseau des Etats-Unis	9
							<b>398. Autres produits chimiques inorganiques, n.d.a.:</b>	
					307	wagon	Nombre de wagons chargés	10
					21 673	tonnes métriques	Chargées sur wagons au Canada	11
	40		827		1 168	" "	En provenance d'autres chemins de fer au Canada	12
						" "	En provenance des Etats-Unis:	
			8 997		17 364	" "	A destination du Canada	13
					494	" "	A destination des Etats-Unis	14
	40		9 824		40 699	" "	<b>Total du trafic marchandises transportées(1)</b>	15
	40		9 143		35 059	" "	Déchargées du wagon au Canada	16
					64	" "	Remises aux autres chemins de fer au Canada	17
			681		5 578	" "	Remises au réseau des Etats-Unis	18
							<b>400. Hydrocarbures et leurs dérivés:</b>	
			3		13 581	wagon	Nombre de wagons chargés	19
			77		947 167	tonnes métriques	Chargées sur wagons au Canada	20
2 220			47 121		112 795	" "	En provenance d'autres chemins de fer au Canada	21
						" "	En provenance des Etats-Unis:	
			965		52 844	" "	A destination du Canada	22
					1 956	" "	A destination des Etats-Unis	23
1 205			48 163		1 114 762	" "	<b>Total du trafic marchandises transportées(1)</b>	24
			1 978		613 926	" "	Déchargées du wagon au Canada	25
3 233			1 770		162 190	" "	Remises aux autres chemins de fer au Canada	26
			44 416		338 646	" "	Remises au réseau des Etats-Unis	27
							<b>402. Alcools et leurs dérivés:</b>	
			5		6 005	wagon	Nombre de wagons chargés	28
14			392		461 148	tonnes métriques	Chargées sur wagons au Canada	29
19			4 667		39 585	" "	En provenance d'autres chemins de fer au Canada	30
						" "	En provenance des Etats-Unis:	
			101		14 102	" "	A destination du Canada	31
				321	2 201	" "	A destination des Etats-Unis	32
33			5 160	321	517 036	" "	<b>Total du trafic marchandises transportées(1)</b>	33
			543		361 508	" "	Déchargées du wagon au Canada	34
33			2 189		44 929	" "	Remises aux autres chemins de fer au Canada	35
			2 428	321	110 597	" "	Remises au réseau des Etats-Unis	36
							<b>404. Phénols, éthers, aldéhydes, cétones et leurs dérivés:</b>	
			1		3 372	wagon	Nombre de wagons chargés	37
			24		219 453	tonnes métriques	Chargées sur wagons au Canada	38
			4 599		28 377	" "	En provenance d'autres chemins de fer au Canada	39
						" "	En provenance des Etats-Unis:	
			385		52 834	" "	A destination du Canada	40
			55		823	" "	A destination des Etats-Unis	41
			5 063		301 487	" "	<b>Total du trafic marchandises transportées(1)</b>	42
			997		197 374	" "	Déchargées du wagon au Canada	43
			3 971		40 575	" "	Remises aux autres chemins de fer au Canada	44
			96		63 541	" "	Remises au réseau des Etats-Unis	45
							<b>406. Acides organiques et leurs anhydrides, halides, peroxydes, peracides et leurs dérivés:</b>	
			3		1 220	wagon	Nombre de wagons chargés	46
			107		80 165	tonnes métriques	Chargées sur wagons au Canada	47
			250		928	" "	En provenance d'autres chemins de fer au Canada	48
						" "	En provenance des Etats-Unis:	
			816		63 187	" "	A destination du Canada	49
					61	" "	A destination des Etats-Unis	50
			1 173		144 341	" "	<b>Total du trafic marchandises transportées(1)</b>	51
			476		123 318	" "	Déchargées du wagon au Canada	52
			611		934	" "	Remises aux autres chemins de fer au Canada	53
			86		20 089	" "	Remises au réseau des Etats-Unis	54

Voir note(s) à la fin du tableau.



TABLE 2. Revenue Freight Carried by Railways Within Canada, 1980

No.	Commodity		Class I - Classe I		Class II - Classe II			
			Canadian National Canadien National	Canadian Pacific Canadien Pacifique	Algoma Central	British Columbia Railway	Canada Southern (Consolidated Rail)	Chesapeake and Ohio
<b>Fabricated materials, inedible (C.L.):</b>								
<b>408. Nitrogen function compounds:</b>								
1	Number of railway cars loaded	carloads	538	34	-	-	-	42
2	Loaded onto railway cars in Canada	metric tonnes	35 917	2 231	-	-	-	2 872
3	Received from other railways in Canada	" "	340	2 979	-	-	-	94
4	Received from United States rail	" "	-	-	-	-	-	-
5	Destined to Canadian points	" "	9 288	3 914	-	-	1 156	11 126
6	Destined to United States points	" "	-	-	-	-	-	247
6	<b>Total freight traffic carried(1)</b>	" "	<b>45 545</b>	<b>9 124</b>	-	-	<b>1 156</b>	<b>14 339</b>
7	Unloaded from railway cars in Canada	" "	43 518	8 527	-	-	406	11 220
8	Delivered to other railways in Canada	" "	532	424	-	-	749	2 637
9	Delivered to United States rail connections	" "	1 496	173	-	-	-	482
<b>410. Organic chemicals, n.e.s.:</b>								
10	Number of railway cars loaded	carloads	1 672	9	-	-	-	3
11	Loaded onto railway cars in Canada	metric tonnes	77 407	379	-	-	-	125
12	Received from other railways in Canada	" "	36	559	-	-	305	-
13	Received from United States rail	" "	-	-	-	-	-	-
14	Destined to Canadian points	" "	15 076	3 442	-	-	7 257	696
15	Destined to United States points	" "	58	-	-	-	-	-
15	<b>Total freight traffic carried(1)</b>	" "	<b>92 587</b>	<b>4 380</b>	-	-	<b>7 562</b>	<b>821</b>
16	Unloaded from railway cars in Canada	" "	91 946	4 001	-	-	4 523	696
17	Delivered to other railways in Canada	" "	286	310	-	-	3 039	70
18	Delivered to United States rail connections	" "	356	69	-	-	-	55
<b>412. Explosives, fuses and caps:</b>								
19	Number of railway cars loaded	carloads	557	217	-	-	-	-
20	Loaded onto railway cars in Canada	metric tonnes	19 202	7 852	-	-	-	-
21	Received from other railways in Canada	" "	2 264	5 713	-	-	-	-
22	Received from United States rail	" "	-	-	-	-	-	-
23	Destined to Canadian points	" "	2 719	63	-	-	14	-
24	Destined to United States points	" "	-	-	-	-	-	-
24	<b>Total freight traffic carried(1)</b>	" "	<b>24 185</b>	<b>13 628</b>	-	-	<b>14</b>	-
25	Unloaded from railway cars in Canada	" "	18 546	11 037	-	-	-	-
26	Delivered to other railways in Canada	" "	4 821	2 590	-	-	14	-
27	Delivered to United States rail connections	" "	818	-	-	-	-	-
<b>414. Ammonium phosphates:</b>								
28	Number of railway cars loaded	carloads	2 971	3 129	-	-	-	147
29	Loaded onto railway cars in Canada	metric tonnes	192 020	241 660	-	-	-	12 963
30	Received from other railways in Canada	" "	23 174	11 919	-	-	-	-
31	Received from United States rail	" "	-	-	-	-	-	-
32	Destined to Canadian points	" "	5 967	5 917	-	-	591	-
33	Destined to United States points	" "	-	-	-	-	-	-
33	<b>Total freight traffic carried(1)</b>	" "	<b>221 161</b>	<b>259 496</b>	-	-	<b>591</b>	<b>12 963</b>
34	Unloaded from railway cars in Canada	" "	144 754	142 316	-	-	-	-
35	Delivered to other railways in Canada	" "	39 577	33 159	-	-	591	5 285
36	Delivered to United States rail connections	" "	36 831	84 022	-	-	-	7 678
<b>416. Muriate of potassium (potash):</b>								
37	Number of railway cars loaded	carloads	71 695	47 937	-	71	-	-
38	Loaded onto railway cars in Canada	metric tonnes	6 410 713	4 233 451	-	5 255	-	-
39	Received from other railways in Canada	" "	37 205	1 091	-	-	108 791	4 040
40	Received from United States rail	" "	-	-	-	-	-	-
41	Destined to Canadian points	" "	530	849	-	-	324	-
42	Destined to United States points	" "	372	-	-	-	-	349
42	<b>Total freight traffic carried(1)</b>	" "	<b>6 448 820</b>	<b>4 235 391</b>	-	<b>5 255</b>	<b>109 115</b>	<b>4 389</b>
43	Unloaded from railway cars in Canada	" "	3 653 411	973 625	-	-	13 118	3 948
44	Delivered to other railways in Canada	" "	37 087	150 383	-	-	232	-
45	Delivered to United States rail connections	" "	2 758 323	3 111 383	-	5 255	95 765	441
<b>418. Fertilizers and fertilizer materials, n.e.s.:</b>								
46	Number of railway cars loaded	carloads	8 560	13 094	-	10	3	1,103
47	Loaded onto railway cars in Canada	metric tonnes	588 785	1 126 452	-	286	258	75 950
48	Received from other railways in Canada	" "	54 244	214 131	-	3 110	15 925	86
49	Received from United States rail	" "	-	-	-	-	-	-
50	Destined to Canadian points	" "	61 364	55 411	-	-	11 126	24 091
51	Destined to United States points	" "	740	18 584	-	-	-	5 338
51	<b>Total freight traffic carried(1)</b>	" "	<b>705 133</b>	<b>1 414 578</b>	-	<b>3 396</b>	<b>27 309</b>	<b>106 275</b>
52	Unloaded from railway cars in Canada	" "	380 410	429 472	-	3 396	10 914	24 831
53	Delivered to other railways in Canada	" "	198 118	83 472	-	-	645	11 534
54	Delivered to United States rail connections	" "	126 605	901 634	-	-	15 749	69 909

See footnote(s) at end of table.

TABLEAU 2. Marchandises payantes transportées par chemin de fer au Canada, 1980

Class II - Classe II				Classes III and IV	Grand total all Railways	Type de marchandise	No	
Northern Alberta	Ontario Northland	Quebec North Shore and Labrador	All other Tous autres					Classes III et IV
						<b>Demi-produits, non comestibles (charge complète):</b>		
						<b>408. Composés de fonction azote:</b>		
			12	-	626	wagon	Nombre de wagons chargés	1
			265	-	41 285	tonnes métriques	Chargées sur wagons au Canada	2
			1 149	-	4 562	" "	En provenance d'autres chemins de fer au Canada	3
			615	-	26 099	" "	En provenance des Etats-Unis:	
			-	-	247	" "	A destination du Canada	4
			-	-	-	" "	A destination des Etats-Unis	5
			<b>2 029</b>	-	<b>72 193</b>	" "	<b>Total du trafic marchandises transportées(1)</b>	<b>6</b>
			704	-	64 375	" "	Déchargées du wagon au Canada	7
			745	-	5 087	" "	Remises aux autres chemins de fer au Canada	8
			581	-	2 732	" "	Remises au réseau des Etats-Unis	9
							<b>410. Produits chimiques organiques, n.d.a.:</b>	
			38	-	1 722	wagon	Nombre de wagons chargés	10
			1 450	-	79 361	tonnes métriques	Chargées sur wagons au Canada	11
			3 541	-	4 441	" "	En provenance d'autres chemins de fer au Canada	12
			987	-	27 458	" "	En provenance des Etats-Unis:	
			-	-	68	" "	A destination du Canada	13
			-	-	-	" "	A destination des Etats-Unis	14
			<b>5 978</b>	-	<b>111 328</b>	" "	<b>Total du trafic marchandises transportées(1)</b>	<b>15</b>
			3 875	-	105 041	" "	Déchargées du wagon au Canada	16
			652	-	4 357	" "	Remises aux autres chemins de fer au Canada	17
			1 450	-	1 930	" "	Remises au réseau des Etats-Unis	18
							<b>412. Explosifs, meches et amorces:</b>	
		94	294	-	1 162	wagon	Nombre de wagons chargés	19
		4 772	12 613	-	44 439	tonnes métriques	Chargées sur wagons au Canada	20
			799	-	9 553	" "	En provenance d'autres chemins de fer au Canada	21
			357	-	3 153	" "	En provenance des Etats-Unis:	
			-	-	-	" "	A destination du Canada	22
			-	-	-	" "	A destination des Etats-Unis	23
			<b>4 772</b>	-	<b>57 145</b>	" "	<b>Total du trafic marchandises transportées(1)</b>	<b>24</b>
			3 875	-	105 041	" "	Déchargées du wagon au Canada	25
			652	-	4 357	" "	Remises aux autres chemins de fer au Canada	26
			1 450	-	1 930	" "	Remises au réseau des Etats-Unis	27
							<b>414. Phosphates d'ammonium:</b>	
					6 247	wagon	Nombre de wagons chargés	28
					446 643	tonnes métriques	Chargées sur wagons au Canada	29
4 070			16 474	-	55 637	" "	En provenance d'autres chemins de fer au Canada	30
			175	-	12 650	" "	En provenance des Etats-Unis:	
			48	-	48	" "	A destination du Canada	31
			-	-	-	" "	A destination des Etats-Unis	32
<b>4 070</b>			<b>16 697</b>	-	<b>514 978</b>	" "	<b>Total du trafic marchandises transportées(1)</b>	<b>33</b>
4 006			3 790	-	294 866	" "	Déchargées du wagon au Canada	34
64			-	-	78 676	" "	Remises aux autres chemins de fer au Canada	35
-			12 908	-	141 439	" "	Remises au réseau des Etats-Unis	36
							<b>416. Chlorure (muriate) de potassium:</b>	
			1	-	119,704	wagon	Nombre de wagons chargés	37
			91	-	10 649 510	tonnes métriques	Chargées sur wagons au Canada	38
4 481			131 550	-	287 158	" "	En provenance d'autres chemins de fer au Canada	39
			89	-	1 792	" "	En provenance des Etats-Unis:	
			-	-	721	" "	A destination du Canada	40
			-	-	-	" "	A destination des Etats-Unis	41
<b>4 481</b>			<b>131 730</b>	-	<b>10 939 181</b>	" "	<b>Total du trafic marchandises transportées(1)</b>	<b>42</b>
691			9 998	-	4 654 791	" "	Déchargées du wagon au Canada	43
3 790			92 546	-	284 038	" "	Remises aux autres chemins de fer au Canada	44
-			29 186	-	6 000 353	" "	Remises au réseau des Etats-Unis	45
							<b>418. Engrais et matières fertilisantes, n.d.a.:</b>	
			821	-	23,757	wagon	Nombre de wagons chargés	46
2	5	159	59 529	-	1 862 556	tonnes métriques	Chargées sur wagons au Canada	47
117	297	10 882	71 396	-	373 347	" "	En provenance d'autres chemins de fer au Canada	48
10 553	3 101	-	51 571	-	203 563	" "	En provenance des Etats-Unis:	
			1 953	-	26 629	" "	A destination du Canada	49
			-	-	-	" "	A destination des Etats-Unis	50
<b>10 675</b>	<b>3 398</b>	<b>10 882</b>	<b>184 449</b>	-	<b>2 486 095</b>	" "	<b>Total du trafic marchandises transportées(1)</b>	<b>51</b>
2 460	3 250	5 566	61 059	-	925 358	" "	Déchargées du wagon au Canada	52
4 215	148	5 315	66 387	-	369 834	" "	Remises aux autres chemins de fer au Canada	53
-	-	-	56 999	-	1 170 896	" "	Remises au réseau des Etats-Unis	54

Voir note(s) à la fin du tableau.

TABLE 2. Revenue Freight Carried by Railways Within Canada, 1980

No.	Commodity		Class I - Classe I		Class II - Classe II			
			Canadian National Canadien National	Canadian Pacific Canadien Pacifique	Algoma Central	British Columbia Railway	Canada Southern (Consolidated Rail)	Chesapeake and Ohio
<b>Fabricated materials, inedible (C.L.):</b>								
<b>420. Agricultural chemicals, formulated:</b>								
1	Number of railway cars loaded	carloads	90	17	-	-	-	1
2	Loaded onto railway cars in Canada	metric tonnes	3 272	314	-	-	-	54
3	Received from other railways in Canada	" "	36	320	-	-	-	-
Received from United States rail:								
4	Destined to Canadian points	" "	2 052	763	-	-	45	218
5	Destined to United States points	" "	64	493	-	-	-	-
6	<b>Total freight traffic carried(1)</b>	" "	<b>5 424</b>	<b>1 890</b>	-	-	<b>45</b>	<b>272</b>
7	Unloaded from railway cars in Canada	" "	5 119	1 370	-	-	18	218
8	Delivered to other railways in Canada	" "	241	27	-	-	27	54
9	Delivered to United States rail connections	" "	64	493	-	-	-	-
<b>422. Adhesives:</b>								
10	Number of railway cars loaded	carloads	123	553	-	-	-	-
11	Loaded onto railway cars in Canada	metric tonnes	5 340	16 220	-	-	-	-
12	Received from other railways in Canada	" "	91	54	-	-	-	-
Received from United States rail:								
13	Destined to Canadian points	" "	1 069	211	-	-	94	-
14	Destined to United States points	" "	23	159	-	-	-	-
15	<b>Total freight traffic carried(1)</b>	" "	<b>6 523</b>	<b>16 644</b>	-	-	<b>94</b>	-
16	Unloaded from railway cars in Canada	" "	6 445	16 025	-	-	94	-
17	Delivered to other railways in Canada	" "	54	337	-	-	-	-
18	Delivered to United States rail connections	" "	23	284	-	-	-	-
<b>424. Synthetic rubber:</b>								
19	Number of railway cars loaded	carloads	408	47	-	-	-	658
20	Loaded onto railway cars in Canada	metric tonnes	19 890	1 706	-	-	-	38 811
21	Received from other railways in Canada	" "	163	6 808	-	18	-	-
Received from United States rail:								
22	Destined to Canadian points	" "	22 827	27 527	-	-	3 480	8 218
23	Destined to United States points	" "	27	2 929	-	-	-	1 308
24	<b>Total freight traffic carried(1)</b>	" "	<b>42 907</b>	<b>38 970</b>	-	<b>18</b>	<b>3 480</b>	<b>48 039</b>
25	Unloaded from railway cars in Canada	" "	42 553	36 021	-	18	3 079	8 170
26	Delivered to other railways in Canada	" "	-	-	-	-	401	5 193
27	Delivered to United States rail connections	" "	354	2 949	-	-	-	34 676
<b>426. Plastic materials, not shaped and basic shapes and forms:</b>								
28	Number of railway cars loaded	carloads	6 411	2 180	-	3	1	672
29	Loaded onto railway cars in Canada	metric tonnes	332 687	69 501	-	41	59	44 676
30	Received from other railways in Canada	" "	6 613	55 901	-	-	837	75
Received from United States rail:								
31	Destined to Canadian points	" "	73 524	35 602	-	-	5 075	8 634
32	Destined to United States points	" "	10 985	52 003	-	-	-	6 650
33	<b>Total freight traffic carried(1)</b>	" "	<b>423 809</b>	<b>213 007</b>	-	<b>41</b>	<b>5 971</b>	<b>60 035</b>
34	Unloaded from railway cars in Canada	" "	366 265	140 860	-	41	3 645	8 765
35	Delivered to other railways in Canada	" "	33 579	18 924	-	-	1 964	35 280
36	Delivered to United States rail connections	" "	23 965	53 223	-	-	362	15 989
<b>428. Pigments, lakes and toners:</b>								
37	Number of railway cars loaded	carloads	522	1	-	-	-	-
38	Loaded onto railway cars in Canada	metric tonnes	25 133	41	-	-	-	-
39	Received from other railways in Canada	" "	132	1 392	-	-	-	-
Received from United States rail:								
40	Destined to Canadian points	" "	1 855	140	-	-	134	-
41	Destined to United States points	" "	-	78	-	-	-	1 472
42	<b>Total freight traffic carried(1)</b>	" "	<b>27 120</b>	<b>1 651</b>	-	-	<b>134</b>	<b>1 472</b>
43	Unloaded from railway cars in Canada	" "	19 722	1 484	-	-	18	-
44	Delivered to other railways in Canada	" "	6 209	88	-	-	116	-
45	Delivered to United States rail connections	" "	1 188	78	-	-	-	1 472
<b>430. Paints and related products:</b>								
46	Number of railway cars loaded	carloads	750	418	-	3	-	19
47	Loaded onto railway cars in Canada	metric tonnes	26 106	10 274	-	54	-	701
48	Received from other railways in Canada	" "	24	4 041	-	-	-	28
Received from United States rail:								
49	Destined to Canadian points	" "	1 428	81	-	-	143	-
50	Destined to United States points	" "	-	220	-	-	-	48
51	<b>Total freight traffic carried(1)</b>	" "	<b>27 558</b>	<b>14 616</b>	-	<b>54</b>	<b>143</b>	<b>838</b>
52	Unloaded from railway cars in Canada	" "	18 475	13 605	-	54	47	-
53	Delivered to other railways in Canada	" "	8 734	453	-	-	96	686
54	Delivered to United States rail connections	" "	349	557	-	-	-	151

See footnote(s) at end of table.

TABLEAU 2. Marchandises payantes transportées par chemin de fer au Canada, 1980

Class II - Classe II				Classes III and IV	Grand total all Railways	Type de marchandise	No	
Northern Alberta	Ontario Northland	Quebec North Shore and Labrador	All other Tous autres					Classes III et IV
						<b>Demi-produits, non comestibles (charge complète):</b>		
						<b>420. Produits chimiques agricoles, formulés:</b>		
			1		109	wagon	Nombre de wagons chargés	1
			1		3 641	tonnes métriques	Chargées sur wagons au Canada	2
118			36		510	" "	En provenance d'autres chemins de fer au Canada	3
			463		3 541	" "	En provenance des Etats-Unis:	
			-		557	" "	A destination du Canada	4
118			500		8 249	" "	A destination des Etats-Unis	5
							<b>Total du trafic marchandises transportées(1)</b>	6
			297		7 022	" "	Déchargées du wagon au Canada	7
118			203		670	" "	Remises aux autres chemins de fer au Canada	8
			-		557	" "	Remises au réseau des Etats-Unis	9
							<b>422. Adhésifs:</b>	
			1		677	wagon	Nombre de wagons chargés	10
			27		21 587	tonnes métriques	Chargées sur wagons au Canada	11
			375		520	" "	En provenance d'autres chemins de fer au Canada	12
			36		1 410	" "	En provenance des Etats-Unis:	
			-		182	" "	A destination du Canada	13
			438		23 699	" "	A destination des Etats-Unis	14
							<b>Total du trafic marchandises transportées(1)</b>	15
			174		22 738	" "	Déchargées du wagon au Canada	16
			225		616	" "	Remises aux autres chemins de fer au Canada	17
			39		346	" "	Remises au réseau des Etats-Unis	18
							<b>424. Caoutchouc synthétique:</b>	
			4		1,117	wagon	Nombre de wagons chargés	19
			101		60 219	tonnes métriques	Chargées sur wagons au Canada	20
			15		7 004	" "	En provenance d'autres chemins de fer au Canada	21
			1 269		63 312	" "	En provenance des Etats-Unis:	
			-		4 264	" "	A destination du Canada	22
			1 385		134 799	" "	A destination des Etats-Unis	23
							<b>Total du trafic marchandises transportées(1)</b>	24
			307		90 148	" "	Déchargées du wagon au Canada	25
			976		6 570	" "	Remises aux autres chemins de fer au Canada	26
			101		38 080	" "	Remises au réseau des Etats-Unis	27
							<b>426. Matières plastiques non façonnées et profilés et formes de base:</b>	
1	37		79		9,384	wagon	Nombre de wagons chargés	28
14	1 523		2 713		451 214	tonnes métriques	Chargées sur wagons au Canada	29
447	5		35 620		99 498	" "	En provenance d'autres chemins de fer au Canada	30
			6 909		129 744	" "	En provenance des Etats-Unis:	
			-		69 638	" "	A destination du Canada	31
461	1 528		45 242		750 094	" "	A destination des Etats-Unis	32
							<b>Total du trafic marchandises transportées(1)</b>	33
267	5		27 257		547 105	" "	Déchargées du wagon au Canada	34
194	1 523		6 577		98 041	" "	Remises aux autres chemins de fer au Canada	35
			11 407		104 946	" "	Remises au réseau des Etats-Unis	36
							<b>428. Pigments, laques colorantes et tonifiants:</b>	
					523	wagon	Nombre de wagons chargés	37
					25 174	tonnes métriques	Chargées sur wagons au Canada	38
184			7 230		8 938	" "	En provenance d'autres chemins de fer au Canada	39
			54		2 183	" "	En provenance des Etats-Unis:	
			-		1 550	" "	A destination du Canada	40
184			7 284		37 845	" "	A destination des Etats-Unis	41
							<b>Total du trafic marchandises transportées(1)</b>	42
			5 933		27 157	" "	Déchargées du wagon au Canada	43
184			941		7 538	" "	Remises aux autres chemins de fer au Canada	44
			410		3 148	" "	Remises au réseau des Etats-Unis	45
							<b>430. Peintures et produits connexes:</b>	
		1	2		1,193	wagon	Nombre de wagons chargés	46
		12	43		37 246	tonnes métriques	Chargées sur wagons au Canada	47
			8 117		12 220	" "	En provenance d'autres chemins de fer au Canada	48
			330		1 982	" "	En provenance des Etats-Unis:	
			-		263	" "	A destination du Canada	49
		12	8 490		51 711	" "	A destination des Etats-Unis	50
							<b>Total du trafic marchandises transportées(1)</b>	51
		12	6 940		39 133	" "	Déchargées du wagon au Canada	52
			978		10 947	" "	Remises aux autres chemins de fer au Canada	53
			572		1 629	" "	Remises au réseau des Etats-Unis	54

Voir note(s) à la fin du tableau.



TABLE 2. Revenue Freight Carried by Railways Within Canada, 1980

No.	Commodity		Class I - Classe I		Class II - Classe II			
			Canadian National	Canadian Pacific	Algoma Central	British Columbia Railway	Canadian Southern (Consolidated Rail)	Chesapeake and Ohio
			Canadien National	Canadien Pacifique				
<b>Fabricated materials, inedible (C.L.):</b>								
<b>432. Chemical specialties, industrial, n.e.s.:</b>								
1	Number of railway cars loaded	carloads	4,454	1,535	-	560	2	487
2	Loaded onto railway cars in Canada	metric tonnes	251 742	48 683	-	43 657	176	17 231
3	Received from other railways in Canada	" "	10 706	19 728	-	8 952	-	337
Received from United States rail:								
4	Destined to Canadian points	" "	215 101	82 682	-	1 390	5 299	2 766
5	Destined to United States points	" "	1 065	462	-	-	-	9 404
6	<b>Total freight traffic carried(1)</b>	" "	<b>478 614</b>	<b>151 555</b>	-	<b>53 999</b>	<b>5 475</b>	<b>29 738</b>
7	Unloaded from railway cars in Canada	" "	377 392	135 077	-	45 919	405	2 918
8	Delivered to other railways in Canada	" "	41 670	12 722	-	8 080	4 894	11 189
9	Delivered to United States rail connections	" "	59 552	3 755	-	-	176	15 630
<b>434. Gasoline:</b>								
10	Number of railway cars loaded	carloads	12,112	11,713	303	1,544	-	-
11	Loaded onto railway cars in Canada	metric tonnes	601 712	711 719	18 654	92 974	-	-
12	Received from other railways in Canada	" "	35 399	15 195	4 059	12 355	-	62
Received from United States rail:								
13	Destined to Canadian points	" "	176	188	-	-	-	-
14	Destined to United States points	" "	-	-	-	-	-	-
15	<b>Total freight traffic carried(1)</b>	" "	<b>637 287</b>	<b>727 102</b>	<b>22 713</b>	<b>105 329</b>	-	<b>62</b>
16	Unloaded from railway cars in Canada	" "	534 046	652 945	14 009	73 510	-	62
17	Delivered to other railways in Canada	" "	103 039	73 840	8 704	31 819	-	-
18	Delivered to United States rail connections	" "	202	317	-	-	-	-
<b>436. Aviation turbine fuel:</b>								
19	Number of railway cars loaded	carloads	98	786	-	-	-	-
20	Loaded onto railway cars in Canada	metric tonnes	3 983	48 277	-	-	-	-
21	Received from other railways in Canada	" "	-	45	-	-	-	-
Received from United States rail:								
22	Destined to Canadian points	" "	-	-	-	-	-	-
23	Destined to United States points	" "	-	-	-	-	-	-
24	<b>Total freight traffic carried(1)</b>	" "	<b>3 983</b>	<b>48 322</b>	-	-	-	-
25	Unloaded from railway cars in Canada	" "	3 938	48 264	-	-	-	-
26	Delivered to other railways in Canada	" "	44	58	-	-	-	-
27	Delivered to United States rail connections	" "	-	-	-	-	-	-
<b>438. Diesel fuel:</b>								
28	Number of railway cars loaded	carloads	33,603	10,342	502	1,385	-	2
29	Loaded onto railway cars in Canada	metric tonnes	1 875 730	741 388	30 921	83 543	-	101
30	Received from other railways in Canada	" "	12 141	43 281	4 431	10 434	154	-
Received from United States rail:								
31	Destined to Canadian points	" "	45	-	-	-	-	-
32	Destined to United States points	" "	-	-	-	-	-	-
33	<b>Total freight traffic carried(1)</b>	" "	<b>1 887 916</b>	<b>784 669</b>	<b>35 352</b>	<b>93 977</b>	<b>154</b>	<b>101</b>
34	Unloaded from railway cars in Canada	" "	1 573 491	726 082	23 352	85 145	-	-
35	Delivered to other railways in Canada	" "	154 952	49 720	12 000	8 832	-	31
36	Delivered to United States rail connections	" "	159 474	8 867	-	-	154	70
<b>440. Kerosene:</b>								
37	Number of railway cars loaded	carloads	-	18	-	-	-	-
38	Loaded onto railway cars in Canada	metric tonnes	-	1 062	-	-	-	-
39	Received from other railways in Canada	" "	-	-	-	-	-	-
Received from United States rail:								
40	Destined to Canadian points	" "	-	-	-	-	-	-
41	Destined to United States points	" "	-	-	-	-	-	-
42	<b>Total freight traffic carried(1)</b>	" "	-	<b>1 062</b>	-	-	-	-
43	Unloaded from railway cars in Canada	" "	-	1 062	-	-	-	-
44	Delivered to other railways in Canada	" "	-	-	-	-	-	-
45	Delivered to United States rail connections	" "	-	-	-	-	-	-
<b>442. Fuel oil, n.e.s.:</b>								
46	Number of railway cars loaded	carloads	1,471	5,036	-	127	23	211
47	Loaded onto railway cars in Canada	metric tonnes	71 167	302 569	-	7 961	571	8 959
48	Received from other railways in Canada	" "	445	19 883	-	2 949	-	-
Received from United States rail:								
49	Destined to Canadian points	" "	22 774	4 118	-	-	1 465	899
50	Destined to United States points	" "	-	1 403	-	-	-	130
51	<b>Total freight traffic carried(1)</b>	" "	<b>94 386</b>	<b>327 973</b>	-	<b>10 910</b>	<b>2 036</b>	<b>9 988</b>
52	Unloaded from railway cars in Canada	" "	89 965	283 547	-	10 877	-	899
53	Delivered to other railways in Canada	" "	3 600	42 610	-	33	2 036	8 511
54	Delivered to United States rail connections	" "	821	1 815	-	-	-	578

See footnote(s) at end of table.

TABLEAU 2. Marchandises payantes transportées par chemin de fer au Canada, 1980

Class II - Classe II				Classes III and IV	Grand total all Railways	Type de marchandise	No
Northern Alberta	Ontario Northland	Quebec North Shore and Labrador	All other Tous autres				
						<b>Demi-produits, non comestibles (charge complète):</b>	
						<b>432. Produits chimiques industriels, n.d.a.:</b>	
-	-	215	22	-	7 275	wagon	Nombre de wagons chargés
-	-	16 995	752	-	379 236	tonnes métriques	Chargées sur wagons au Canada
4 683	-	-	12 922	-	57 328	" "	En provenance d'autres chemins de fer au Canada
-	-	-	15 632	-	322 870	" "	En provenance des Etats-Unis
-	-	-	84	-	11 015	" "	A destination du Canada
4 683	-	16 995	29 390	-	770 449	" "	A destination des Etats-Unis
1 082	-	16 995	18 543	-	598 331	" "	<b>Total du trafic marchandises transportées(1)</b>
3 601	-	-	10 211	-	92 367	" "	Déchargées du wagon au Canada
-	-	-	636	-	79 749	" "	Remises aux autres chemins de fer au Canada
							Remises au réseau des Etats-Unis
						<b>434. Essence:</b>	
89	4	384	69	-	26 218	wagon	Nombre de wagons chargés
5 434	96	20 432	3 402	-	1 454 423	tonnes métriques	Chargées sur wagons au Canada
78 940	189 693	-	279	-	335 982	" "	En provenance d'autres chemins de fer au Canada
-	-	-	249	-	613	" "	En provenance des Etats-Unis
-	-	-	-	-	-	" "	A destination du Canada
84 374	189 789	20 432	3 930	-	1 791 018	" "	A destination des Etats-Unis
25 198	131 170	20 029	3 912	-	1 454 881	" "	<b>Total du trafic marchandises transportées(1)</b>
59 177	58 620	403	18	-	335 620	" "	Déchargées du wagon au Canada
							Remises aux autres chemins de fer au Canada
							Remises au réseau des Etats-Unis
						<b>436. Carburéacteur:</b>	
1	5	37	1	-	928	wagon	Nombre de wagons chargés
43	76	1 803	45	-	54 200	tonnes métriques	Chargées sur wagons au Canada
551	80	-	58	-	734	" "	En provenance d'autres chemins de fer au Canada
-	-	-	-	-	-	" "	En provenance des Etats-Unis
-	-	-	-	-	-	" "	A destination du Canada
967	156	1 803	103	-	54 934	" "	A destination des Etats-Unis
16	156	1 803	58	-	54 235	" "	<b>Total du trafic marchandises transportées(1)</b>
551	-	-	45	-	698	" "	Déchargées du wagon au Canada
							Remises aux autres chemins de fer au Canada
							Remises au réseau des Etats-Unis
						<b>438. Carburant diesel:</b>	
80	-	1,022	1,037	-	47,973	wagon	Nombre de wagons chargés
4 850	-	60 519	62 400	-	2 859 452	tonnes métriques	Chargées sur wagons au Canada
242 749	35 386	-	6 489	-	355 065	" "	En provenance d'autres chemins de fer au Canada
-	-	-	38 223	-	38 268	" "	En provenance des Etats-Unis
-	-	-	-	-	-	" "	A destination du Canada
247 599	35 386	60 519	107 112	-	3 252 785	" "	A destination des Etats-Unis
88 074	25 889	54 240	106 881	-	2 683 154	" "	<b>Total du trafic marchandises transportées(1)</b>
159 525	9 496	6 280	154	-	400 990	" "	Déchargées du wagon au Canada
			77	-	168 642	" "	Remises aux autres chemins de fer au Canada
							Remises au réseau des Etats-Unis
						<b>440. Kérosène:</b>	
-	-	-	-	-	18	wagon	Nombre de wagons chargés
-	-	-	-	-	1 062	tonnes métriques	Chargées sur wagons au Canada
-	-	-	-	-	-	" "	En provenance d'autres chemins de fer au Canada
-	-	-	-	-	-	" "	En provenance des Etats-Unis
-	-	-	-	-	-	" "	A destination du Canada
-	-	-	-	-	-	" "	A destination des Etats-Unis
-	-	-	-	-	1 062	" "	<b>Total du trafic marchandises transportées(1)</b>
-	-	-	-	-	1 062	" "	Déchargées du wagon au Canada
-	-	-	-	-	-	" "	Remises aux autres chemins de fer au Canada
-	-	-	-	-	-	" "	Remises au réseau des Etats-Unis
						<b>442. Mazout, n.d.a.:</b>	
-	2	4,043	1,138	-	12,051	wagon	Nombre de wagons chargés
-	160	328 146	249 270	-	968 803	tonnes métriques	Chargées sur wagons au Canada
1 310	159 045	36 897	38 957	-	259 395	" "	En provenance d'autres chemins de fer au Canada
-	-	-	187	-	29 443	" "	En provenance des Etats-Unis
-	-	-	-	-	1 533	" "	A destination du Canada
1 219	159 205	365 043	288 414	-	1 259 174	" "	A destination des Etats-Unis
1 198	108 255	328 023	249 311	-	1 072 076	" "	<b>Total du trafic marchandises transportées(1)</b>
70	50 949	37 019	39 103	-	183 881	" "	Déchargées du wagon au Canada
					3 214	" "	Remises aux autres chemins de fer au Canada
							Remises au réseau des Etats-Unis

Voir note(s) à la fin du tableau.

TABLE 2. Revenue Freight Carried by Railways Within Canada, 1980

No.	Commodity		Class I - Classe I		Class II - Classe II			
			Canadian National Canadien National	Canadian Pacific Canadien Pacifique	Algoma Central	British Columbia Railway	Canada Southern (Consolidated Rail)	Chesapeake and Ohio
<b>Fabricated materials, inedible (C.L.):</b>								
<b>444. Lubricating oils and greases:</b>								
1	Number of railway cars loaded	carloads	4,508	2,484	-	43	-	364
2	Loaded onto railway cars in Canada	metric tonnes	220 119	113 230	-	1 082	-	16 239
3	Received from other railways in Canada	" "	76	31 530	330	139	84	75
Received from United States rail:								
4	Destined to Canadian points	" "	20 305	3 108	-	-	6 604	471
5	Destined to United States points	" "	-	-	-	-	-	6 098
6	<b>Total freight traffic carried(1)</b>	" "	<b>240 500</b>	<b>147 868</b>	<b>330</b>	<b>1 221</b>	<b>6 688</b>	<b>22 883</b>
7	Unloaded from railway cars in Canada	" "	238 563	143 501	330	1 221	-	546
8	Delivered to other railways in Canada	" "	1 891	4 287	-	-	6 604	16 239
9	Delivered to United States rail connections	" "	45	80	-	-	84	6 098
<b>446. Petroleum coke:</b>								
10	Number of railway cars loaded	carloads	2,091	46	-	-	-	-
11	Loaded onto railway cars in Canada	metric tonnes	151 320	3 240	-	-	-	-
12	Received from other railways in Canada	" "	6 896	44 896	-	-	-	-
Received from United States rail:								
13	Destined to Canadian points	" "	3 772	2 222	-	-	8 662	-
14	Destined to United States points	" "	-	-	-	-	-	5 738
15	<b>Total freight traffic carried(1)</b>	" "	<b>161 988</b>	<b>50 358</b>	<b>-</b>	<b>-</b>	<b>8 662</b>	<b>5 738</b>
16	Unloaded from railway cars in Canada	" "	116 086	50 358	-	-	6 232	-
17	Delivered to other railways in Canada	" "	-	-	-	-	2 429	-
18	Delivered to United States rail connections	" "	45 902	-	-	-	-	5 738
<b>448. Coke, n.e.s.:</b>								
19	Number of railway cars loaded	carloads	635	2,903	1,944	-	-	-
20	Loaded onto railway cars in Canada	metric tonnes	31 977	122 977	82 150	-	-	-
21	Received from other railways in Canada	" "	1 422	2 002	-	-	4 088	-
Received from United States rail:								
22	Destined to Canadian points	" "	69 236	37 600	-	-	26 778	2 966
23	Destined to United States points	" "	-	-	-	-	-	24 681
24	<b>Total freight traffic carried(1)</b>	" "	<b>102 635</b>	<b>162 579</b>	<b>82 150</b>	<b>-</b>	<b>30 866</b>	<b>27 683</b>
25	Unloaded from railway cars in Canada	" "	102 364	84 716	80 447	-	9 136	2 966
26	Delivered to other railways in Canada	" "	272	17 265	1 703	-	17 680	-
27	Delivered to United States rail connections	" "	-	60 599	-	-	4 050	24 727
<b>450. Refined and manufactured gases, fuel type (LPG):</b>								
28	Number of railway cars loaded	carloads	18,163	18,369	-	1,057	-	2,966
29	Loaded onto railway cars in Canada	metric tonnes	1 127 817	1 155 575	-	68 571	-	184 444
30	Received from other railways in Canada	" "	40 677	207 235	3 954	3 503	556	2 517
Received from United States rail:								
31	Destined to Canadian points	" "	8 762	6 213	-	-	-	25 339
32	Destined to United States points	" "	53 095	7 392	-	-	-	22 935
33	<b>Total freight traffic carried(1)</b>	" "	<b>1 230 351</b>	<b>1 376 415</b>	<b>3 954</b>	<b>72 074</b>	<b>556</b>	<b>235 235</b>
34	Unloaded from railway cars in Canada	" "	502 605	712 702	3 954	20 860	58	12 442
35	Delivered to other railways in Canada	" "	78 712	46 393	-	49 070	-	147 231
36	Delivered to United States rail connections	" "	649 034	617 321	-	2 145	498	75 561
<b>452. Asphalts and road oils:</b>								
37	Number of railway cars loaded	carloads	1,668	1,370	-	2	-	-
38	Loaded onto railway cars in Canada	metric tonnes	79 976	103 308	-	120	-	-
39	Received from other railways in Canada	" "	227	68	-	737	-	-
Received from United States rail:								
40	Destined to Canadian points	" "	1 594	198	-	-	99	-
41	Destined to United States points	" "	713	-	-	-	-	-
42	<b>Total freight traffic carried(1)</b>	" "	<b>82 510</b>	<b>103 574</b>	<b>-</b>	<b>857</b>	<b>99</b>	<b>-</b>
43	Unloaded from railway cars in Canada	" "	79 254	100 925	-	856	-	-
44	Delivered to other railways in Canada	" "	408	2 649	-	-	99	-
45	Delivered to United States rail connections	" "	2 847	-	-	-	-	-
<b>454. Other petroleum and coal products:</b>								
46	Number of railway cars loaded	carloads	6,467	3,336	137	359	2	2,235
47	Loaded onto railway cars in Canada	metric tonnes	343 994	211 378	11 167	11 789	144	127 100
48	Received from other railways in Canada	" "	11 606	65 518	-	1 609	1 978	13 820
Received from United States rail:								
49	Destined to Canadian points	" "	11 680	9 676	-	-	2 320	7 712
50	Destined to United States points	" "	101	1 173	-	-	-	3 573
51	<b>Total freight traffic carried(1)</b>	" "	<b>367 381</b>	<b>287 745</b>	<b>11 167</b>	<b>13 398</b>	<b>4 442</b>	<b>152 311</b>
52	Unloaded from railway cars in Canada	" "	261 756	221 515	-	13 016	-	21 465
53	Delivered to other railways in Canada	" "	56 229	20 936	11 167	382	2 320	62 925
54	Delivered to United States rail connections	" "	49 395	45 294	-	-	2 122	67 902

See footnote(s) at end of table

TABLEAU 2. Marchandises payantes transportées par chemin de fer au Canada, 1980

Class II - Classe II				Classes III and IV	Grand total all Railways	Type de marchandise	No
Northern Alberta	Ontario Northland	Quebec North Shore and Labrador	All other Tous autres	Classes III et IV	Total général tous chemins de fer		
<p><b>Demi-produits, non comestibles (charge complète):</b>  <b>444. Huiles et graisses lubrifiantes:</b></p>							
					7 421	wagon	Nombre de wagons chargés
2	3	17	-	-	351 229	tonnes métriques	Chargées sur wagons au Canada
32	54	473	-	-	52 044	" "	En provenance d'autres chemins de fer au Canada
354	11 424	-	8 032	-	31 287	" "	En provenance des Etats-Unis:
-	-	-	799	-	6 098	" "	A destination du Canada
-	-	-	-	-	-	" "	A destination des Etats-Unis
<b>386</b>	<b>11 478</b>	<b>473</b>	<b>8 831</b>	-	<b>440 658</b>	" "	<b>Total du trafic marchandises transportées(1)</b>
32	7 793	473	571	-	393 030	" "	Déchargées du wagon au Canada
354	3 686	-	6 140	-	41 201	" "	Remises aux autres chemins de fer au Canada
-	-	-	121	-	6 428	" "	Remises au réseau des Etats-Unis
<p><b>446. Coke de pétrole:</b></p>							
					2 809	wagon	Nombre de wagons chargés
672	-	-	-	-	199 613	tonnes métriques	Chargées sur wagons au Canada
45 053	-	-	83 545	-	135 337	" "	En provenance d'autres chemins de fer au Canada
-	-	-	406 242	-	420 898	" "	En provenance des Etats-Unis:
-	-	-	-	-	5 738	" "	A destination du Canada
-	-	-	-	-	-	" "	A destination des Etats-Unis
<b>45 053</b>	<b>-</b>	<b>-</b>	<b>489 787</b>	-	<b>761 586</b>	" "	<b>Total du trafic marchandises transportées(1)</b>
-	-	-	389 171	-	561 847	" "	Déchargées du wagon au Canada
45 053	-	-	19 443	-	66 925	" "	Remises aux autres chemins de fer au Canada
-	-	-	81 173	-	132 813	" "	Remises au réseau des Etats-Unis
<p><b>448. Coke, n.d.a.:</b></p>							
					10 748	wagon	Nombre de wagons chargés
-	-	-	5 264	-	544 044	tonnes métriques	Chargées sur wagons au Canada
-	-	-	306 864	-	43 941	" "	En provenance d'autres chemins de fer au Canada
-	-	-	36 429	-	-	" "	En provenance des Etats-Unis:
-	-	-	2 939	-	139 509	" "	A destination du Canada
-	-	-	-	-	24 651	" "	A destination des Etats-Unis
-	-	-	<b>346 232</b>	-	<b>752 145</b>	" "	<b>Total du trafic marchandises transportées(1)</b>
-	-	-	340 830	-	620 449	" "	Déchargées du wagon au Canada
-	-	-	5 402	-	42 322	" "	Remises aux autres chemins de fer au Canada
-	-	-	-	-	89 376	" "	Remises au réseau des Etats-Unis
<p><b>450. Gaz raffinés et manufacturés, combustibles (GPL):</b></p>							
					41 834	wagon	Nombre de wagons chargés
1 149	14	116	-	-	2 611 675	tonnes métriques	Chargées sur wagons au Canada
72 213	172	2 883	-	-	383 110	" "	En provenance d'autres chemins de fer au Canada
4 944	11 554	-	108 170	-	40 992	" "	En provenance des Etats-Unis:
-	-	-	678	-	84 199	" "	A destination du Canada
-	-	-	777	-	-	" "	A destination des Etats-Unis
<b>77 157</b>	<b>11 726</b>	<b>2 883</b>	<b>109 625</b>	-	<b>3 119 976</b>	" "	<b>Total du trafic marchandises transportées(1)</b>
1 802	6 589	2 883	425	-	1 264 320	" "	Déchargées du wagon au Canada
75 355	5 137	-	1 769	-	403 667	" "	Remises aux autres chemins de fer au Canada
-	-	-	107 432	-	1 451 991	" "	Remises au réseau des Etats-Unis
<p><b>452. Asphalte et huiles pour les routes:</b></p>							
					3 042	wagon	Nombre de wagons chargés
-	2	-	-	-	183 540	tonnes métriques	Chargées sur wagons au Canada
-	136	-	-	-	5 006	" "	En provenance d'autres chemins de fer au Canada
272	3 541	-	161	-	2 288	" "	En provenance des Etats-Unis:
-	-	-	397	-	713	" "	A destination du Canada
-	-	-	-	-	-	" "	A destination des Etats-Unis
<b>272</b>	<b>3 677</b>	<b>-</b>	<b>558</b>	-	<b>191 547</b>	" "	<b>Total du trafic marchandises transportées(1)</b>
-	3 541	-	397	-	184 973	" "	Déchargées du wagon au Canada
272	136	-	161	-	3 725	" "	Remises aux autres chemins de fer au Canada
-	-	-	-	-	2 847	" "	Remises au réseau des Etats-Unis
<p><b>454. Autres dérivés du pétrole et de la houille:</b></p>							
					12 615	wagon	Nombre de wagons chargés
-	3	-	76	-	710 309	tonnes métriques	Chargées sur wagons au Canada
-	163	-	4 481	-	120 308	" "	En provenance d'autres chemins de fer au Canada
517	18	-	25 136	-	32 204	" "	En provenance des Etats-Unis:
-	-	-	809	-	4 847	" "	A destination du Canada
-	-	-	-	-	-	" "	A destination des Etats-Unis
<b>617</b>	<b>181</b>	<b>-</b>	<b>30 426</b>	-	<b>867 668</b>	" "	<b>Total du trafic marchandises transportées(1)</b>
-	18	-	4 168	-	522 081	" "	Déchargées du wagon au Canada
-	163	-	9 035	-	163 651	" "	Remises aux autres chemins de fer au Canada
-	-	-	17 224	-	181 937	" "	Remises au réseau des Etats-Unis

Voir note(s) à la fin du tableau.



TABLE 2. Revenue Freight Carried by Railways Within Canada, 1980

No.	Commodity		Class I - Classe I		Class II - Classe II			
			Canadian National Canadien National	Canadian Pacific Canadien Pacifique	Algoma Central	British Columbia Railway	Canada Southern (Consolidated Rail)	Chesapeake and Ohio
<b>Fabricated materials, inedible (C.L.):</b>								
<b>456. Ferro-alloys:</b>								
1	Number of railway cars loaded	carloads	422	34	-	-	33	-
2	Loaded onto railway cars in Canada	metric tonnes	23 691	2 245	-	-	1 688	-
3	Received from other railways in Canada	" "	1 577	29 806	6 305	-	-	-
4	Received from United States rail:							
5	Destined to Canadian points	" "	5 951	1 139	-	-	1 745	-
6	Destined to United States points	" "	-	243	-	-	-	2 627
6	<b>Total freight traffic carried(1)</b>	" "	<b>31 219</b>	<b>33 433</b>	<b>6 305</b>	<b>-</b>	<b>3 433</b>	<b>2 627</b>
7	Unloaded from railway cars in Canada	" "	17 621	32 288	6 305	-	364	-
8	Delivered to other railways in Canada	" "	6 125	902	-	-	1 382	-
9	Delivered to United States rail connections	" "	7 472	243	-	-	1 688	2 627
<b>458. Pig iron:</b>								
10	Number of railway cars loaded	carloads	484	448	38	-	-	-
11	Loaded onto railway cars in Canada	metric tonnes	35 171	32 875	2 877	-	-	-
12	Received from other railways in Canada	" "	1 894	1 276	-	-	-	-
13	Received from United States rail:							
14	Destined to Canadian points	" "	841	808	-	-	-	-
15	Destined to United States points	" "	-	-	-	-	-	-
15	<b>Total freight traffic carried(1)</b>	" "	<b>37 906</b>	<b>34 959</b>	<b>2 877</b>	<b>-</b>	<b>-</b>	<b>-</b>
16	Unloaded from railway cars in Canada	" "	17 965	18 969	-	-	-	-
17	Delivered to other railways in Canada	" "	640	15 990	2 877	-	-	-
18	Delivered to United States rail connections	" "	19 301	-	-	-	-	-
<b>460. Ingots, blooms, billets and slabs, iron and steel:</b>								
19	Number of railway cars loaded	carloads	4 310	1 391	9	3	-	-
20	Loaded onto railway cars in Canada	metric tonnes	271 974	97 051	585	252	-	-
21	Received from other railways in Canada	" "	327	905	-	245	1 930	-
22	Received from United States rail:							
23	Destined to Canadian points	" "	684	23 751	-	-	371	-
24	Destined to United States points	" "	54	139	-	-	-	2 284
24	<b>Total freight traffic carried(1)</b>	" "	<b>273 039</b>	<b>121 846</b>	<b>585</b>	<b>497</b>	<b>2 301</b>	<b>2 284</b>
25	Unloaded from railway cars in Canada	" "	248 703	35 459	-	497	-	-
26	Delivered to other railways in Canada	" "	10 641	37 559	585	-	371	-
27	Delivered to United States rail connections	" "	13 695	48 827	-	-	1 930	2 284
<b>461. Primary iron and steel, n.e.s.:</b>								
28	Number of railway cars loaded	carloads	529	39	-	544	1	-
29	Loaded onto railway cars in Canada	metric tonnes	28 808	1 641	-	11 142	75	-
30	Received from other railways in Canada	" "	-	302	-	10 268	-	-
31	Received from United States rail:							
32	Destined to Canadian points	" "	943	19 949	-	-	1 379	-
33	Destined to United States points	" "	-	-	-	-	-	-
33	<b>Total freight traffic carried(1)</b>	" "	<b>29 751</b>	<b>21 892</b>	<b>-</b>	<b>21 410</b>	<b>1 454</b>	<b>-</b>
34	Unloaded from railway cars in Canada	" "	10 640	20 851	-	21 410	76	-
35	Delivered to other railways in Canada	" "	-	-	-	-	1 303	-
36	Delivered to United States rail connections	" "	19 111	1 041	-	-	75	-
<b>462. Castings and forgings, iron or steel:</b>								
37	Number of railway cars loaded	carloads	973	809	267	33	-	-
38	Loaded onto railway cars in Canada	metric tonnes	46 334	42 042	17 357	630	-	-
39	Received from other railways in Canada	" "	7 557	9 029	36	-	3 895	-
40	Received from United States rail:							
41	Destined to Canadian points	" "	22 981	5 240	-	-	31 967	-
42	Destined to United States points	" "	562	109	-	-	-	27 001
42	<b>Total freight traffic carried(1)</b>	" "	<b>77 434</b>	<b>56 420</b>	<b>17 393</b>	<b>630</b>	<b>35 862</b>	<b>27 001</b>
43	Unloaded from railway cars in Canada	" "	64 173	47 820	-	630	5 205	-
44	Delivered to other railways in Canada	" "	2 268	5 315	17 393	-	29 823	-
45	Delivered to United States rail connections	" "	10 991	3 285	-	-	836	27 001
<b>464. Bars and rods, steel:</b>								
46	Number of railway cars loaded	carloads	6 780	4 545	47	1	-	-
47	Loaded onto railway cars in Canada	metric tonnes	374 753	261 165	3 342	71	-	-
48	Received from other railways in Canada	" "	9 433	9 282	-	3 946	32 152	21 667
49	Received from United States rail:							
50	Destined to Canadian points	" "	3 307	1 966	-	-	1 003	589
51	Destined to United States points	" "	-	114	-	-	-	37 052
51	<b>Total freight traffic carried(1)</b>	" "	<b>387 493</b>	<b>272 527</b>	<b>3 342</b>	<b>4 017</b>	<b>33 155</b>	<b>59 308</b>
52	Unloaded from railway cars in Canada	" "	313 631	185 347	85	4 017	550	22 133
53	Delivered to other railways in Canada	" "	6 668	52 901	3 257	-	1 003	122
54	Delivered to United States rail connections	" "	67 193	34 280	-	-	31 602	37 052

See footnote(s) at end of table.

TABLEAU 2. Marchandises payantes transportées par chemin de fer au Canada, 1980

Class II - Classe II				Classes III et IV	Grand total all Railways	Type de marchandise	No	
Northern Alberta	Ontario Northland	Quebec North Shore and Labrador	All other Tous autres	Classes III et IV	Total général tous chemins de fer			
						<b>Demi-produits, non comestibles (charge complète):</b>		
						<b>456. Ferro-alliages:</b>		
-	-	-	598	-	1 087	wagon	Nombre de wagons chargés	1
-	-	-	34 700	-	62 324	tonnes métriques	Chargées sur wagons au Canada	2
-	-	-	5 017	-	42 705	" "	En provenance d'autres chemins de fer au Canada	3
-	-	-	534	-	9 369	" "	En provenance des Etats-Unis:	
-	-	-	-	-	2 870	" "	A destination du Canada	4
-	-	-	-	-	-	" "	A destination des Etats-Unis	5
-	-	-	<b>40 251</b>	-	<b>117 268</b>	" "	<b>Total du trafic marchandises transportées(1)</b>	6
-	-	-	2 657	-	59 235	" "	Déchargées du wagon au Canada	7
-	-	-	34 449	-	42 858	" "	Remises aux autres chemins de fer au Canada	8
-	-	-	3 144	-	15 174	" "	Remises au réseau des Etats-Unis	9
						<b>458. Fonte en gueuses:</b>		
-	-	-	96	-	1 066	wagon	Nombre de wagons chargés	10
-	-	-	7 316	-	78 239	tonnes métriques	Chargées sur wagons au Canada	11
-	161	-	33 148	-	36 479	" "	En provenance d'autres chemins de fer au Canada	12
-	-	-	20	-	1 669	" "	En provenance des Etats-Unis:	
-	-	-	-	-	-	" "	A destination du Canada	13
-	-	-	-	-	-	" "	A destination des Etats-Unis	14
-	<b>161</b>	-	<b>40 484</b>	-	<b>116 387</b>	" "	<b>Total du trafic marchandises transportées(1)</b>	15
-	161	-	23 460	-	60 555	" "	Déchargées du wagon au Canada	16
-	-	-	747	-	20 254	" "	Remises aux autres chemins de fer au Canada	17
-	-	-	16 277	-	35 578	" "	Remises au réseau des Etats-Unis	18
						<b>460. Lingots, blooms, billettes et brames de fer et d'acier:</b>		
-	1	344	168	-	6 226	wagon	Nombre de wagons chargés	19
-	54	16 425	11 122	-	397 463	tonnes métriques	Chargées sur wagons au Canada	20
-	-	-	38 449	-	41 856	" "	En provenance d'autres chemins de fer au Canada	21
-	-	-	57	-	24 863	" "	En provenance des Etats-Unis:	
-	-	-	-	-	2 477	" "	A destination du Canada	22
-	-	-	-	-	-	" "	A destination des Etats-Unis	23
-	<b>54</b>	<b>16 425</b>	<b>49 628</b>	-	<b>466 659</b>	" "	<b>Total du trafic marchandises transportées(1)</b>	24
-	-	16 425	46 382	-	347 466	" "	Déchargées du wagon au Canada	25
-	54	-	2 860	-	52 070	" "	Remises aux autres chemins de fer au Canada	26
-	-	-	386	-	67 122	" "	Remises au réseau des Etats-Unis	27
						<b>461. Fer et acier de formes primaires, n.d.a.:</b>		
-	-	-	1	-	1 114	wagon	Nombre de wagons chargés	28
-	-	-	47	-	41 713	tonnes métriques	Chargées sur wagons au Canada	29
-	-	-	1 890	-	12 460	" "	En provenance d'autres chemins de fer au Canada	30
-	-	-	472	-	22 743	" "	En provenance des Etats-Unis:	
-	-	-	-	-	-	" "	A destination du Canada	31
-	-	-	-	-	-	" "	A destination des Etats-Unis	32
-	-	-	<b>2 409</b>	-	<b>76 916</b>	" "	<b>Total du trafic marchandises transportées(1)</b>	33
-	-	-	2 044	-	55 021	" "	Déchargées du wagon au Canada	34
-	-	-	365	-	1 668	" "	Remises aux autres chemins de fer au Canada	35
-	-	-	-	-	20 227	" "	Remises au réseau des Etats-Unis	36
						<b>462. Moulages et forgeages de fer ou d'acier:</b>		
-	14	-	26	-	2 122	wagon	Nombre de wagons chargés	37
-	718	-	1 301	-	108 382	tonnes métriques	Chargées sur wagons au Canada	38
-	4 313	-	33 573	-	58 403	" "	En provenance d'autres chemins de fer au Canada	39
-	-	-	2 002	-	62 190	" "	En provenance des Etats-Unis:	
-	-	-	-	198	27 870	" "	A destination du Canada	40
-	-	-	-	-	-	" "	A destination des Etats-Unis	41
-	<b>5 031</b>	-	<b>36 876</b>	<b>198</b>	<b>256 845</b>	" "	<b>Total du trafic marchandises transportées(1)</b>	42
-	4 313	-	28 780	-	150 921	" "	Déchargées du wagon au Canada	43
-	718	-	6 732	-	62 249	" "	Remises aux autres chemins de fer au Canada	44
-	-	-	1 364	198	43 675	" "	Remises au réseau des Etats-Unis	45
						<b>464. Barres et tiges d'acier:</b>		
-	1	-	515	-	11 889	wagon	Nombre de wagons chargés	46
-	4	-	28 603	-	667 938	tonnes métriques	Chargées sur wagons au Canada	47
-	1 636	-	52 473	-	130 589	" "	En provenance d'autres chemins de fer au Canada	48
-	-	-	16 480	-	23 345	" "	En provenance des Etats-Unis:	
-	-	-	-	-	37 166	" "	A destination du Canada	49
-	-	-	-	-	-	" "	A destination des Etats-Unis	50
-	<b>1 640</b>	-	<b>97 556</b>	-	<b>859 038</b>	" "	<b>Total du trafic marchandises transportées(1)</b>	51
-	1 639	-	36 634	-	564 036	" "	Déchargées du wagon au Canada	52
-	-	-	56 634	-	120 585	" "	Remises aux autres chemins de fer au Canada	53
-	-	-	4 290	-	174 417	" "	Remises au réseau des Etats-Unis	54

Voir note(s) à la fin du tableau.

TABLE 2. Revenue Freight Carried by Railways Within Canada, 1980

No.	Commodity	Class I - Classe I		Class II - Classe II			
		Canadian National Canadien National	Canadian Pacific Canadien Pacificque	Algoma Central	British Columbia Railway	Canada Southern (Consolidated Rail)	Chesapeake and Ohio
<b>Fabricated materials, inedible (C.L.):</b>							
<b>466. Plates, steel, fabricated:</b>							
1	Number of railway cars loaded	carloads	2,176	3,036	2,799	-	-
2	Loaded onto railway cars in Canada	metric tonnes	129 174	201 894	187 888	-	-
3	Received from other railways in Canada	" "	124 139	65 018	-	8 984	44
Received from United States rail:							
4	Destined to Canadian points	" "	14 027	2 000	-	2 027	755
5	Destined to United States points	" "	-	251	-	-	339
6	<b>Total freight traffic carried(1)</b>	" "	<b>267 340</b>	<b>269 163</b>	<b>187 888</b>	<b>11 011</b>	<b>1 138</b>
7	Unloaded from railway cars in Canada	" "	256 221	250 586	7	142	-
8	Delivered to other railways in Canada	" "	3 232	10 706	187 896	1 885	755
9	Delivered to United States rail connections	" "	7 887	7 872	-	8 984	384
<b>468. Sheet and strip, steel:</b>							
10	Number of railway cars loaded	carloads	6,021	5,516	1,275	7	5
11	Loaded onto railway cars in Canada	metric tonnes	351 955	380 248	88 177	135	350
12	Received from other railways in Canada	" "	46 991	123 874	-	-	-
Received from United States rail:							
13	Destined to Canadian points	" "	6 376	2 774	-	-	-
14	Destined to United States points	" "	228	-	-	-	36 501
15	<b>Total freight traffic carried(1)</b>	" "	<b>405 550</b>	<b>506 896</b>	<b>88 177</b>	<b>135</b>	<b>36 851</b>
16	Unloaded from railway cars in Canada	" "	362 178	424 794	-	135	-
17	Delivered to other railways in Canada	" "	7 179	59 500	88 177	-	-
18	Delivered to United States rail connections	" "	36 193	22 603	-	-	36 851
<b>470. Structural shapes and sheet piling, iron or steel:</b>							
19	Number of railway cars loaded	carloads	836	2,056	4,010	1	-
20	Loaded onto railway cars in Canada	metric tonnes	36 285	120 373	250 607	19	-
21	Received from other railways in Canada	" "	162 743	80 421	107	-	46
Received from United States rail:							
22	Destined to Canadian points	" "	21 244	8 762	-	-	4 682
23	Destined to United States points	" "	66	346	-	-	-
24	<b>Total freight traffic carried(1)</b>	" "	<b>220 338</b>	<b>209 902</b>	<b>250 714</b>	<b>19</b>	<b>4 728</b>
25	Unloaded from railway cars in Canada	" "	211 510	189 638	162	19	-
26	Delivered to other railways in Canada	" "	5 196	15 242	250 552	-	4 682
27	Delivered to United States rail connections	" "	3 631	5 023	-	-	46
<b>472. Rails and railway track materials:</b>							
28	Number of railway cars loaded	carloads	519	249	375	-	8
29	Loaded onto railway cars in Canada	metric tonnes	32 759	13 694	24 920	-	461
30	Received from other railways in Canada	" "	20 648	5 477	-	4 352	-
Received from United States rail:							
31	Destined to Canadian points	" "	16 018	675	-	-	1 576
32	Destined to United States points	" "	786	1 716	-	-	1 335
33	<b>Total freight traffic carried(1)</b>	" "	<b>70 211</b>	<b>21 562</b>	<b>24 920</b>	<b>4 352</b>	<b>1 796</b>
34	Unloaded from railway cars in Canada	" "	56 585	14 843	4 882	4 352	1 713
35	Delivered to other railways in Canada	" "	5 538	4 898	20 038	-	3 912
36	Delivered to United States rail connections	" "	8 088	1 821	-	-	2 175
<b>474. Pipes and tubes, iron and steel:</b>							
37	Number of railway cars loaded	carloads	4,305	3,299	1,846	300	-
38	Loaded onto railway cars in Canada	metric tonnes	198 575	139 757	107 947	5 879	407
39	Received from other railways in Canada	" "	51 377	125 628	3 489	14 849	779
Received from United States rail:							
40	Destined to Canadian points	" "	8 620	14 345	-	-	2 115
41	Destined to United States points	" "	39	1 410	-	-	191
42	<b>Total freight traffic carried(1)</b>	" "	<b>258 611</b>	<b>281 140</b>	<b>111 436</b>	<b>20 728</b>	<b>3 301</b>
43	Unloaded from railway cars in Canada	" "	180 390	244 138	3 600	20 728	436
44	Delivered to other railways in Canada	" "	45 233	26 607	107 836	-	1 678
45	Delivered to United States rail connections	" "	32 989	10 395	-	-	1 187
<b>476. Wire, iron or steel:</b>							
46	Number of railway cars loaded	carloads	277	916	-	19	-
47	Loaded onto railway cars in Canada	metric tonnes	10 424	24 260	-	332	-
48	Received from other railways in Canada	" "	1 311	1 458	-	601	-
Received from United States rail:							
49	Destined to Canadian points	" "	328	180	-	-	-
50	Destined to United States points	" "	69	46	-	-	-
51	<b>Total freight traffic carried(1)</b>	" "	<b>12 132</b>	<b>25 944</b>	<b>-</b>	<b>933</b>	<b>757</b>
52	Unloaded from railway cars in Canada	" "	10 985	22 019	-	933	-
53	Delivered to other railways in Canada	" "	920	1 824	-	-	-
54	Delivered to United States rail connections	" "	228	2 100	-	-	757

See footnote(s) at end of table.

TABLEAU 2. Marchandises payantes transportées par chemin de fer au Canada, 1980

Class II - Classe II				Classes III and IV	Grand total all Railways	Type de marchandise	No	
Northern Alberta	Ontario Northland	Quebec North Shore and Labrador	All other Tous autres					Classes III et IV
						<b>Demi-produits, non comestibles (charge complète):</b>		
						<b>466. Tôles d'acier travaillé:</b>		
			168		8 179	wagon	Nombre de wagons chargés	1
			10 143		529 099	tonnes métriques	Chargées sur wagons au Canada	2
	206		18 642		217 033	" "	En provenance d'autres chemins de fer au Canada	3
			3 408		22 217	" "	En provenance des Etats-Unis:	
			684		1 274	" "	A destination du Canada	4
						" "	A destination des Etats-Unis	5
	<b>206</b>		<b>32 877</b>		<b>769 623</b>	" "	<b>Total du trafic marchandises transportées(1)</b>	<b>6</b>
			7 383		514 531	" "	Déchargées du wagon au Canada	7
	206		25 495		229 969	" "	Remises aux autres chemins de fer au Canada	8
					25 127	" "	Remises au réseau des Etats-Unis	9
						<b>468. Feuille et feuillard d'acier:</b>		
			1 752		14 579	wagon	Nombre de wagons chargés	10
2			118 303		939 276	tonnes métriques	Chargées sur wagons au Canada	11
5 899			71 302		279 794	" "	En provenance d'autres chemins de fer au Canada	12
			471		11 734	" "	En provenance des Etats-Unis:	
			4 319		41 048	" "	A destination du Canada	13
						" "	A destination des Etats-Unis	14
			<b>194 395</b>		<b>1 271 852</b>	" "	<b>Total du trafic marchandises transportées(1)</b>	<b>15</b>
5 938			120 581		913 626	" "	Déchargées du wagon au Canada	16
			68 865		225 834	" "	Remises aux autres chemins de fer au Canada	17
			4 948		132 392	" "	Remises au réseau des Etats-Unis	18
						<b>470. Profils de charpente et palplanches de fer et d'acier:</b>		
3		33	13		6 952	wagon	Nombre de wagons chargés	19
49		923	313		408 568	tonnes métriques	Chargées sur wagons au Canada	20
1 275	36		12 522		257 650	" "	En provenance d'autres chemins de fer au Canada	21
			953		35 641	" "	En provenance des Etats-Unis:	
					412	" "	A destination du Canada	22
						" "	A destination des Etats-Unis	23
1 823	<b>36</b>	<b>923</b>	<b>13 788</b>		<b>702 271</b>	" "	<b>Total du trafic marchandises transportées(1)</b>	<b>24</b>
1 446		923	7 922		411 020	" "	Déchargées du wagon au Canada	25
377	36		5 695		282 380	" "	Remises aux autres chemins de fer au Canada	26
			170		8 870	" "	Remises au réseau des Etats-Unis	27
						<b>472. Rails et matériel de voie ferrée:</b>		
		54	42		1 298	wagon	Nombre de wagons chargés	28
		1 319	2 638		78 127	tonnes métriques	Chargées sur wagons au Canada	29
809	3 437		7 132		45 742	" "	En provenance d'autres chemins de fer au Canada	30
			486		18 755	" "	En provenance des Etats-Unis:	
					3 837	" "	A destination du Canada	31
						" "	A destination des Etats-Unis	32
	<b>3 437</b>	<b>1 319</b>	<b>10 256</b>		<b>146 461</b>	" "	<b>Total du trafic marchandises transportées(1)</b>	<b>33</b>
585			1 717		89 433	" "	Déchargées du wagon au Canada	34
224	3 437	1 319	7 463		42 073	" "	Remises aux autres chemins de fer au Canada	35
			1 075		14 955	" "	Remises au réseau des Etats-Unis	36
						<b>474. Tuyaux et tubes de fer et d'acier:</b>		
		14	1 316		11 106	wagon	Nombre de wagons chargés	37
14		279	64 972		518 083	tonnes métriques	Chargées sur wagons au Canada	38
267	570		22 881		260 860	" "	En provenance d'autres chemins de fer au Canada	39
41 287			763		25 866	" "	En provenance des Etats-Unis:	
					1 640	" "	A destination du Canada	40
						" "	A destination des Etats-Unis	41
			<b>88 616</b>		<b>806 449</b>	" "	<b>Total du trafic marchandises transportées(1)</b>	<b>42</b>
30 159	570	279	11 333		491 633	" "	Déchargées du wagon au Canada	43
11 394			75 710		268 481	" "	Remises aux autres chemins de fer au Canada	44
			1 574		46 336	" "	Remises au réseau des Etats-Unis	45
						<b>476. Fil de fer ou d'acier:</b>		
		2	69		1 285	wagon	Nombre de wagons chargés	46
	66	61	2 910		38 053	tonnes métriques	Chargées sur wagons au Canada	47
13	54		2 541		6 766	" "	En provenance d'autres chemins de fer au Canada	48
			220		728	" "	En provenance des Etats-Unis:	
					115	" "	A destination du Canada	49
						" "	A destination des Etats-Unis	50
	<b>120</b>	<b>61</b>	<b>5 671</b>		<b>45 662</b>	" "	<b>Total du trafic marchandises transportées(1)</b>	<b>51</b>
44			1 567		35 675	" "	Déchargées du wagon au Canada	52
	66	61	3 453		6 251	" "	Remises aux autres chemins de fer au Canada	53
	54		651		3 736	" "	Remises au réseau des Etats-Unis	54

Voir note(s) à la fin du tableau.



TABLE 2. Revenue Freight Carried by Railways Within Canada, 1930

No.	Commodity		Class I - Classe I		Class II - Classe II			
			Canadian National Canadien National	Canadian Pacific Canadien Pacifique	Algoma Central	British Columbia Railway	Canada Southern (Consolidated Rail)	Chesapeake and Ohio
<b>Fabricated materials, inedible (C.L.):</b>								
<b>478. Aluminum paste, powder, pigs, ingots and short:</b>								
1	Number of railway cars loaded	carloads	1	5	-	-	-	-
2	Loaded onto railway cars in Canada	metric tonnes	36	87	-	-	-	-
3	Received from other railways in Canada	" "	90	-	-	-	-	-
4	Received from United States rail:	" "	-	-	-	-	-	-
5	Destined to Canadian points	" "	68	36	-	-	-	-
6	Destined to United States points	" "	-	-	-	-	-	1 020
6	<b>Total freight traffic carried(1)</b>	" "	<b>194</b>	<b>123</b>	-	-	-	<b>1 020</b>
7	Unloaded from railway cars in Canada	" "	104	98	-	-	-	-
8	Delivered to other railways in Canada	" "	90	25	-	-	-	-
9	Delivered to United States rail connections	" "	-	-	-	-	-	1 020
<b>480. Aluminum and aluminum alloy fabricated material n.e.s.:</b>								
10	Number of railway cars loaded	carloads	2,985	1,473	-	4	-	3
11	Loaded onto railway cars in Canada	metric tonnes	155 855	39 189	-	57	-	82
12	Received from other railways in Canada	" "	352 260	566	-	-	322	-
13	Received from United States rail:	" "	-	-	-	-	-	-
14	Destined to Canadian points	" "	6 424	7 152	-	-	1 698	1 088
15	Destined to United States points	" "	46	204	-	-	-	26
15	<b>Total freight traffic carried(1)</b>	" "	<b>514 585</b>	<b>47 111</b>	-	<b>57</b>	<b>2 020</b>	<b>1 196</b>
16	Unloaded from railway cars in Canada	" "	174 327	38 935	-	57	-	1 088
17	Delivered to other railways in Canada	" "	20 776	4 716	-	-	1 698	-
18	Delivered to United States rail connections	" "	319 481	3 461	-	-	322	108
<b>482. Copper and alloys in primary forms:</b>								
19	Number of railway cars loaded	carloads	5,832	210	-	-	-	-
20	Loaded onto railway cars in Canada	metric tonnes	301 215	10 984	-	-	-	-
21	Received from other railways in Canada	" "	45 387	18 796	-	-	3 363	-
22	Received from United States rail:	" "	-	-	-	-	-	-
23	Destined to Canadian points	" "	402	379	-	-	-	-
24	Destined to United States points	" "	857	-	-	-	-	-
24	<b>Total freight traffic carried(1)</b>	" "	<b>347 861</b>	<b>30 159</b>	-	-	<b>3 363</b>	-
25	Unloaded from railway cars in Canada	" "	289 612	26 268	-	-	-	-
26	Delivered to other railways in Canada	" "	508	1 243	-	-	-	-
27	Delivered to United States rail connections	" "	57 741	2 649	-	-	3 363	-
<b>484. Copper and alloys, n.e.s.:</b>								
28	Number of railway cars loaded	carloads	349	785	-	-	-	-
29	Loaded onto railway cars in Canada	metric tonnes	15 382	39 048	-	-	-	-
30	Received from other railways in Canada	" "	-	57	-	-	231	-
31	Received from United States rail:	" "	-	-	-	-	-	-
32	Destined to Canadian points	" "	768	-	-	-	102	-
33	Destined to United States points	" "	55	-	-	-	-	172
33	<b>Total freight traffic carried(1)</b>	" "	<b>16 205</b>	<b>39 105</b>	-	-	<b>333</b>	<b>172</b>
34	Unloaded from railway cars in Canada	" "	15 309	35 336	-	-	18	-
35	Delivered to other railways in Canada	" "	842	2 198	-	-	83	-
36	Delivered to United States rail connections	" "	55	1 571	-	-	231	172
<b>486. Lead and alloys:</b>								
37	Number of railway cars loaded	carloads	496	1 519	-	1	-	-
38	Loaded onto railway cars in Canada	metric tonnes	22 943	96 295	-	71	-	-
39	Received from other railways in Canada	" "	117	1 266	-	-	472	3 448
40	Received from United States rail:	" "	-	-	-	-	-	-
41	Destined to Canadian points	" "	186	1 711	-	-	-	-
42	Destined to United States points	" "	68	-	-	-	-	68
42	<b>Total freight traffic carried(1)</b>	" "	<b>23 314</b>	<b>99 272</b>	-	<b>71</b>	<b>472</b>	<b>3 516</b>
43	Unloaded from railway cars in Canada	" "	19 821	73 158	-	71	-	3 448
44	Delivered to other railways in Canada	" "	73	5 337	-	-	-	-
45	Delivered to United States rail connections	" "	3 420	20 776	-	-	472	68
<b>488. Nickel and alloys:</b>								
46	Number of railway cars loaded	carloads	276	152	-	-	-	-
47	Loaded onto railway cars in Canada	metric tonnes	15 370	10 522	-	-	-	-
48	Received from other railways in Canada	" "	1 180	440	-	-	-	-
49	Received from United States rail:	" "	-	-	-	-	-	-
50	Destined to Canadian points	" "	100	-	-	-	-	-
51	Destined to United States points	" "	-	-	-	-	-	-
51	<b>Total freight traffic carried(1)</b>	" "	<b>16 650</b>	<b>10 962</b>	-	-	-	-
52	Unloaded from railway cars in Canada	" "	14 239	945	-	-	-	-
53	Delivered to other railways in Canada	" "	-	7 862	-	-	-	-
54	Delivered to United States rail connections	" "	2 411	2 155	-	-	-	-

See footnote(s) at end of table.

TABLEAU 2. Marchandises payantes transportées par chemin de fer au Canada, 1980

Class II - Classe II				Classes III and IV	Grand total all Railways	Type de marchandise	No
Northern Alberta	Ontario Northland	Quebec North Shore and Labrador	All other Tous autres				
						<b>Demi-produits, non comestibles (charge complète):</b>	
		30	2 099	-	2 135	wagon	1
		889	126 335	-	127 347	tonnes métriques	2
		-	2 251	-	2 341	" "	3
		-	-	-	104	" "	4
		-	-	-	1 020	" "	5
		<b>889</b>	<b>128 586</b>	-	<b>130 812</b>	<b>Total du trafic marchandises transportées(1)</b>	<b>6</b>
		683	69 560	-	70 445	Déchargées du wagon au Canada	7
		206	59 025	-	59 346	Remises aux autres chemins de fer au Canada	8
		-	-	-	1 020	Remises au réseau des Etats-Unis	9
						<b>480. Demi-produits à base d'aluminium et d'alliages d'aluminium, n.d.a.:</b>	
			40	-	4 505	wagon	10
			2 207	-	197 390	tonnes métriques	11
18			251 919	-	605 085	" "	12
			16 072	-	32 434	" "	13
			-	-	276	" "	14
18			<b>270 198</b>	-	<b>835 185</b>	<b>Total du trafic marchandises transportées(1)</b>	<b>15</b>
18			13 889	-	228 314	Déchargées du wagon au Canada	16
			5 739	-	32 929	Remises aux autres chemins de fer au Canada	17
			250 571	-	573 943	Remises au réseau des Etats-Unis	18
						<b>482. Cuivre et alliages de cuivre formes primaires:</b>	
	1 285	-	-	-	7 327	wagon	19
	72 878	-	-	-	385 077	tonnes métriques	20
	648	-	991	-	69 185	" "	21
			2 537	-	3 318	" "	22
			-	-	857	" "	23
	<b>73 526</b>	-	<b>3 528</b>	-	<b>458 437</b>	<b>Total du trafic marchandises transportées(1)</b>	<b>24</b>
	648		2 537	-	319 065	Déchargées du wagon au Canada	25
	72 878		878	-	75 507	Remises aux autres chemins de fer au Canada	26
	-		113	-	63 866	Remises au réseau des Etats-Unis	27
						<b>484. Cuivre et alliages de cuivre, n.d.a.:</b>	
			84	-	1 218	wagon	28
			2 742	-	57 172	tonnes métriques	29
32			28 026	-	28 346	" "	30
			136	-	1 006	" "	31
			-	-	227	" "	32
32			<b>30 904</b>	-	<b>86 751</b>	<b>Total du trafic marchandises transportées(1)</b>	<b>33</b>
32			2 625	-	53 320	Déchargées du wagon au Canada	34
			1 676	-	4 799	Remises aux autres chemins de fer au Canada	35
			26 602	-	28 631	Remises au réseau des Etats-Unis	36
						<b>486. Plomb et alliages:</b>	
			-	-	2 016	wagon	37
			-	-	119 309	tonnes métriques	38
	58		1 158	-	6 519	" "	39
			6 632	-	8 529	" "	40
			-	-	136	" "	41
	<b>58</b>	-	<b>7 790</b>	-	<b>134 493</b>	<b>Total du trafic marchandises transportées(1)</b>	<b>42</b>
	58		5 553	-	102 109	Déchargées du wagon au Canada	43
			1 552	-	6 962	Remises aux autres chemins de fer au Canada	44
			686	-	25 422	Remises au réseau des Etats-Unis	45
						<b>488. Nickel et alliages:</b>	
			109	-	537	wagon	46
			3 642	-	29 534	tonnes métriques	47
			8 297	-	9 917	" "	48
			25	-	125	" "	49
			-	-	-	" "	50
			<b>11 964</b>	-	<b>39 576</b>	<b>Total du trafic marchandises transportées(1)</b>	<b>51</b>
			8 322	-	23 506	Déchargées du wagon au Canada	52
			1 529	-	9 391	Remises aux autres chemins de fer au Canada	53
			2 113	-	6 679	Remises au réseau des Etats-Unis	54

Voir note(s) à la fin du tableau.

TABLE 2. Revenue Freight Carried by Railways Within Canada, 1980

Commodity		Class I - Classe I		Class II - Classe II			
		Canadian National Canadien National	Canadian Pacific Canadien Pacifique	Algoma Central	British Columbia Railway	Canada Southern (Consolidated Rail)	Chesapeake and Ohio
<b>Fabricated materials, inedible (C.L.):</b>							
<b>490. Tin and alloys:</b>							
1	Number of railway cars loaded	carloads	-	-	-	-	-
2	Loaded onto railway cars in Canada	metric tonnes	-	-	-	-	-
3	Received from other railways in Canada	" "	-	-	-	-	-
4	Received from United States rail:	" "	-	-	-	-	-
5	Destined to Canadian points	" "	-	-	-	-	-
6	Destined to United States points	" "	-	-	-	-	-
7	<b>Total freight traffic carried(1)</b>	" "	-	-	-	-	-
8	Unloaded from railway cars in Canada	" "	-	-	-	-	-
9	Delivered to other railways in Canada	" "	-	-	-	-	-
9	Delivered to United States rail connections	" "	-	-	-	-	-
<b>492. Zinc and alloys:</b>							
10	Number of railway cars loaded	carloads	2,529	3,017	-	50	33
11	Loaded onto railway cars in Canada	metric tonnes	139 649	193 101	-	2 931	2 079
12	Received from other railways in Canada	" "	48 393	51 022	-	16 650	1 055
13	Received from United States rail:	" "	-	-	-	-	-
14	Destined to Canadian points	" "	-	57	-	-	-
15	Destined to United States points	" "	-	-	-	-	191
16	<b>Total freight traffic carried(1)</b>	" "	<b>188 042</b>	<b>244 180</b>	-	<b>19 581</b>	<b>3 325</b>
17	Unloaded from railway cars in Canada	" "	79 255	148 791	-	4 637	1 055
18	Delivered to other railways in Canada	" "	788	20 345	-	-	-
18	Delivered to United States rail connections	" "	107 999	75 044	-	14 945	2 271
<b>494. Other non-ferrous base metal and alloys:</b>							
19	Number of railway cars loaded	carloads	239	288	-	1	-
20	Loaded onto railway cars in Canada	metric tonnes	14 582	9 246	-	19	-
21	Received from other railways in Canada	" "	274	1 254	-	-	41
22	Received from United States rail:	" "	-	-	-	-	-
23	Destined to Canadian points	" "	3 493	259	-	-	-
24	Destined to United States points	" "	-	-	-	-	57
25	<b>Total freight traffic carried(1)</b>	" "	<b>18 349</b>	<b>10 759</b>	-	<b>19</b>	<b>41</b>
26	Unloaded from railway cars in Canada	" "	7 781	9 846	-	19	-
27	Delivered to other railways in Canada	" "	3 450	441	-	-	-
27	Delivered to United States rail connections	" "	7 118	473	-	41	57
<b>496. Tanks:</b>							
28	Number of railway cars loaded	carloads	321	186	-	20	5
29	Loaded onto railway cars in Canada	metric tonnes	11 345	7 911	-	334	286
30	Received from other railways in Canada	" "	165	362	-	182	-
31	Received from United States rail:	" "	-	-	-	-	-
32	Destined to Canadian points	" "	1 294	223	-	-	28
33	Destined to United States points	" "	44	-	-	-	156
34	<b>Total freight traffic carried(1)</b>	" "	<b>12 848</b>	<b>8 496</b>	-	<b>516</b>	<b>314</b>
35	Unloaded from railway cars in Canada	" "	11 704	7 037	-	516	21
36	Delivered to other railways in Canada	" "	615	1 459	-	-	314
36	Delivered to United States rail connections	" "	528	-	-	-	167
<b>498. Bolts, nuts, nails, screws and basic hardware:</b>							
37	Number of railway cars loaded	carloads	314	323	-	-	-
38	Loaded onto railway cars in Canada	metric tonnes	9 321	9 996	-	-	-
39	Received from other railways in Canada	" "	-	249	-	102	68
40	Received from United States rail:	" "	-	-	-	-	-
41	Destined to Canadian points	" "	263	34	-	-	5
42	Destined to United States points	" "	-	-	-	-	-
43	<b>Total freight traffic carried(1)</b>	" "	<b>9 584</b>	<b>10 279</b>	-	<b>102</b>	<b>5</b>
44	Unloaded from railway cars in Canada	" "	7 539	9 794	-	102	-
45	Delivered to other railways in Canada	" "	433	374	-	-	5
45	Delivered to United States rail connections	" "	1 613	111	-	-	68
<b>500. Metal fabricated basic products, n.e.s.:</b>							
46	Number of railway cars loaded	carloads	939	1,614	-	1	3
47	Loaded onto railway cars in Canada	metric tonnes	34 174	37 739	-	65	34
48	Received from other railways in Canada	" "	2 268	5 672	-	83	81
49	Received from United States rail:	" "	-	-	-	-	-
50	Destined to Canadian points	" "	3 656	4 232	-	-	634
51	Destined to United States points	" "	132	95	-	-	180
52	<b>Total freight traffic carried(1)</b>	" "	<b>40 230</b>	<b>47 738</b>	-	<b>19</b>	<b>295</b>
53	Unloaded from railway cars in Canada	" "	33 610	44 182	-	19	68
54	Delivered to other railways in Canada	" "	5 566	3 138	-	-	34
54	Delivered to United States rail connections	" "	1 052	418	-	148	202

See footnote(s) at end of table

TABLEAU 1. Marchandises payantes transportées par chemin de fer au Canada, 1980

Classe II - Classe II				Classes III and IV	Grand total all Railways	Type de marchandise	No
Northern Alberta	Ontario Northland	Quebec North Shore and Labrador	All other Tous autres				
						<b>Demi-produits, non comestibles (charge complète):</b>	
						<b>490. Etain et alliages:</b>	
						wagon	1
						tonnes métriques	2
						Nombre de wagons chargés	3
						Chargées sur wagons au Canada	4
						En provenance d'autres chemins de fer au Canada	5
						En provenance des Etats-Unis:	6
						A destination du Canada	7
						A destination des Etats-Unis	8
						<b>Total du trafic marchandises transportées(1)</b>	9
						Déchargées du wagon au Canada	10
						Remises aux autres chemins de fer au Canada	11
						Remises au réseau des Etats-Unis	12
						<b>492. Zinc et alliages:</b>	
						wagon	13
						tonnes métriques	14
						Nombre de wagons chargés	15
						Chargées sur wagons au Canada	16
						En provenance d'autres chemins de fer au Canada	17
						En provenance des Etats-Unis:	18
						A destination du Canada	19
						A destination des Etats-Unis	20
						<b>Total du trafic marchandises transportées(1)</b>	21
						Déchargées du wagon au Canada	22
						Remises aux autres chemins de fer au Canada	23
						Remises au réseau des Etats-Unis	24
						<b>494. Autres alliages et métaux communs non ferreux:</b>	
						wagon	25
						tonnes métriques	26
						Nombre de wagons chargés	27
						Chargées sur wagons au Canada	28
						En provenance d'autres chemins de fer au Canada	29
						En provenance des Etats-Unis:	30
						A destination du Canada	31
						A destination des Etats-Unis	32
						<b>Total du trafic marchandises transportées(1)</b>	33
						Déchargées du wagon au Canada	34
						Remises aux autres chemins de fer au Canada	35
						Remises au réseau des Etats-Unis	36
						<b>496. Réservoirs:</b>	
						wagon	37
						tonnes métriques	38
						Nombre de wagons chargés	39
						Chargées sur wagons au Canada	40
						En provenance d'autres chemins de fer au Canada	41
						En provenance des Etats-Unis:	42
						A destination du Canada	43
						A destination des Etats-Unis	44
						<b>Total du trafic marchandises transportées(1)</b>	45
						Déchargées du wagon au Canada	46
						Remises aux autres chemins de fer au Canada	47
						Remises au réseau des Etats-Unis	48
						<b>498. Boulons, écrous, clous, vis et autres articles de base de quincaillerie:</b>	
						wagon	49
						tonnes métriques	50
						Nombre de wagons chargés	51
						Chargées sur wagons au Canada	52
						En provenance d'autres chemins de fer au Canada	53
						En provenance des Etats-Unis:	54
						A destination du Canada	55
						A destination des Etats-Unis	56
						<b>Total du trafic marchandises transportées(1)</b>	57
						Déchargées du wagon au Canada	58
						Remises aux autres chemins de fer au Canada	59
						Remises au réseau des Etats-Unis	60
						<b>500. Demi-produits de base en métal, n.d.a.:</b>	
						wagon	61
						tonnes métriques	62
						Nombre de wagons chargés	63
						Chargées sur wagons au Canada	64
						En provenance d'autres chemins de fer au Canada	65
						En provenance des Etats-Unis:	66
						A destination du Canada	67
						A destination des Etats-Unis	68
						<b>Total du trafic marchandises transportées(1)</b>	69
						Déchargées du wagon au Canada	70
						Remises aux autres chemins de fer au Canada	71
						Remises au réseau des Etats-Unis	72

Voir note(s) à la fin du tableau.



TABLE 2. Revenue Freight Carried by Railways Within Canada, 1980

No.	Commodity		Class I - Classe I		Class II - Classe II			
			Canadian National Canadien National	Canadian Pacific Canadien Pacifique	Algoma Central	British Columbia Railway	Canada Southern (Consolidated Rail)	Chesapeake and Ohio
<b>Fabricated materials, inedible (C.L.):</b>								
<b>502. Natural stone basic products, chiefly structural:</b>								
1	Number of railway cars loaded	carloads	101	2 178	-	-	-	-
2	Loaded onto railway cars in Canada	metric tonnes	3 778	179 269	-	-	-	-
3	Received from other railways in Canada	" "	-	90	-	-	-	-
4	Received from United States rail:	" "	-	-	-	-	-	-
5	Destined to Canadian points	" "	19 958	17 774	-	-	-	-
6	Destined to United States points	" "	77	87	-	-	-	-
6	<b>Total freight traffic carried(1)</b>	" "	<b>23 813</b>	<b>197 220</b>	-	-	-	-
7	Unloaded from railway cars in Canada	" "	23 682	192 746	-	-	-	-
8	Delivered to other railways in Canada	" "	-	196	-	-	-	-
9	Delivered to United States rail connections	" "	132	4 278	-	-	-	-
<b>504. Bricks and tiles, clay:</b>								
10	Number of railway cars loaded	carloads	248	414	-	-	-	-
11	Loaded onto railway cars in Canada	metric tonnes	10 004	18 703	-	-	-	-
12	Received from other railways in Canada	" "	174	875	-	172	-	-
13	Received from United States rail:	" "	-	-	-	-	-	-
14	Destined to Canadian points	" "	6 203	2 334	-	54	337	-
15	Destined to United States points	" "	992	110	-	-	-	2 547
15	<b>Total freight traffic carried(1)</b>	" "	<b>17 373</b>	<b>22 022</b>	-	<b>226</b>	<b>337</b>	<b>2 547</b>
16	Unloaded from railway cars in Canada	" "	15 264	17 387	-	227	-	-
17	Delivered to other railways in Canada	" "	1 117	2 849	-	-	337	-
18	Delivered to United States rail connections	" "	992	1 785	-	-	-	2 547
<b>506. Fire brick and similar shapes:</b>								
19	Number of railway cars loaded	carloads	272	652	-	-	-	-
20	Loaded onto railway cars in Canada	metric tonnes	11 208	29 714	-	-	-	-
21	Received from other railways in Canada	" "	2 571	3 878	641	-	518	-
22	Received from United States rail:	" "	-	-	-	-	-	-
23	Destined to Canadian points	" "	35 159	23 413	-	62	3 490	-
24	Destined to United States points	" "	-	84	-	-	-	885
24	<b>Total freight traffic carried(1)</b>	" "	<b>48 938</b>	<b>57 089</b>	<b>641</b>	<b>62</b>	<b>4 008</b>	<b>885</b>
25	Unloaded from railway cars in Canada	" "	38 745	38 824	641	62	27	-
26	Delivered to other railways in Canada	" "	9 875	5 257	-	-	3 490	-
27	Delivered to United States rail connections	" "	318	13 008	-	-	491	885
<b>508. Dolomite and magnesite, calcined:</b>								
28	Number of railway cars loaded	carloads	365	-	-	-	62	-
29	Loaded onto railway cars in Canada	metric tonnes	21 531	-	-	-	5 236	-
30	Received from other railways in Canada	" "	-	3 023	-	-	-	-
31	Received from United States rail:	" "	-	-	-	-	-	-
32	Destined to Canadian points	" "	2 703	46 583	-	-	-	490
33	Destined to United States points	" "	-	84	-	-	-	5 654
33	<b>Total freight traffic carried(1)</b>	" "	<b>24 234</b>	<b>49 690</b>	-	-	<b>5 236</b>	<b>6 144</b>
34	Unloaded from railway cars in Canada	" "	24 235	46 492	-	-	-	-
35	Delivered to other railways in Canada	" "	-	2 977	-	-	-	490
36	Delivered to United States rail connections	" "	-	220	-	-	5 236	5 654
<b>510. Refractories, n.e.s.:</b>								
37	Number of railway cars loaded	carloads	98	170	-	-	-	-
38	Loaded onto railway cars in Canada	metric tonnes	3 612	7 121	-	-	-	-
39	Received from other railways in Canada	" "	2 221	119	-	-	-	-
40	Received from United States rail:	" "	-	-	-	-	-	-
41	Destined to Canadian points	" "	5 698	15 668	-	-	210	-
42	Destined to United States points	" "	43	1 007	-	-	-	43
42	<b>Total freight traffic carried(1)</b>	" "	<b>11 574</b>	<b>23 915</b>	-	-	<b>210</b>	<b>43</b>
43	Unloaded from railway cars in Canada	" "	10 996	17 930	-	-	-	-
44	Delivered to other railways in Canada	" "	534	4 139	-	-	210	-
45	Delivered to United States rail connections	" "	43	1 846	-	-	-	43
<b>512. Glass basic products:</b>								
46	Number of railway cars loaded	carloads	621	396	-	43	166	-
47	Loaded onto railway cars in Canada	metric tonnes	22 386	17 771	-	735	4 581	-
48	Received from other railways in Canada	" "	-	3 456	-	63	-	1 842
49	Received from United States rail:	" "	-	-	-	-	-	-
50	Destined to Canadian points	" "	19 189	11 233	-	-	16 837	-
51	Destined to United States points	" "	-	-	-	-	-	-
51	<b>Total freight traffic carried(1)</b>	" "	<b>41 575</b>	<b>32 460</b>	-	<b>798</b>	<b>21 418</b>	<b>1 842</b>
52	Unloaded from railway cars in Canada	" "	36 022	25 311	-	797	16 758	-
53	Delivered to other railways in Canada	" "	2 506	7 149	-	-	79	-
54	Delivered to United States rail connections	" "	3 047	-	-	-	4 581	1 842

See footnote(s) at end of table.

TABLEAU 2. Marchandises payantes transportées par chemin de fer au Canada, 1980

Class II - Classe II				Classes III and IV	Grand total all Railways	Type de marchandise	No
Northern Alberta	Ontario Northland	Quebec North Shore and Labrador	All other Tous autres				
						<b>Demi-produits, non comestibles (charge complète):</b>	
						<b>502. Produits de base en pierre naturelle, surtout de construction:</b>	
					2 279	wagon	Nombre de wagons chargés
					183 047	tonnes métriques	Chargées sur wagons au Canada
34			2 343		2 467	" "	En provenance d'autres chemins de fer au Canada
						" "	En provenance des Etats-Unis:
			5 941		43 673	" "	A destination du Canada
			25		189	" "	A destination des Etats-Unis
34			8 309		229 376	" "	<b>Total du trafic marchandises transportées(1)</b>
34			5 941		222 403	" "	Déchargées du wagon au Canada
			2 368		2 564	" "	Remises aux autres chemins de fer au Canada
					4 410	" "	Remises au réseau des Etats-Unis
							<b>504. Briques et tuiles d'argile:</b>
					662	wagon	Nombre de wagons chargés
					28 707	tonnes métriques	Chargées sur wagons au Canada
			3 561		4 782	" "	En provenance d'autres chemins de fer au Canada
						" "	En provenance des Etats-Unis:
			3 695		12 623	" "	A destination du Canada
				92	3 741	" "	A destination des Etats-Unis
			7 256	92	49 853	" "	<b>Total du trafic marchandises transportées(1)</b>
			5 900		38 778	" "	Déchargées du wagon au Canada
			1 356		5 659	" "	Remises aux autres chemins de fer au Canada
				92	5 416	" "	Remises au réseau des Etats-Unis
							<b>506. Briques réfractaires et formes similaires:</b>
			238		1 163	wagon	Nombre de wagons chargés
34			3 990		44 946	tonnes métriques	Chargées sur wagons au Canada
34	178		13 504		21 382	" "	En provenance d'autres chemins de fer au Canada
						" "	En provenance des Etats-Unis:
			3 292		65 416	" "	A destination du Canada
					969	" "	A destination des Etats-Unis
126	178		20 786		132 713	" "	<b>Total du trafic marchandises transportées(1)</b>
34	150		12 138		90 679	" "	Déchargées du wagon au Canada
34	28		7 896		26 580	" "	Remises aux autres chemins de fer au Canada
			753		15 455	" "	Remises au réseau des Etats-Unis
							<b>508. Dolomite et magnésite calcinées:</b>
			26		453	wagon	Nombre de wagons chargés
			1 939		28 706	tonnes métriques	Chargées sur wagons au Canada
			3 925		6 948	" "	En provenance d'autres chemins de fer au Canada
						" "	En provenance des Etats-Unis:
			699		50 475	" "	A destination du Canada
			8		5 746	" "	A destination des Etats-Unis
			6 571		91 875	" "	<b>Total du trafic marchandises transportées(1)</b>
			3 925		74 652	" "	Déchargées du wagon au Canada
			2 646		6 113	" "	Remises aux autres chemins de fer au Canada
					11 110	" "	Remises au réseau des Etats-Unis
							<b>510. Matière réfractaires, n.d.a.:</b>
		44	1		313	wagon	Nombre de wagons chargés
		1 141	32		11 906	tonnes métriques	Chargées sur wagons au Canada
			3 929		6 269	" "	En provenance d'autres chemins de fer au Canada
						" "	En provenance des Etats-Unis:
			1 505		23 081	" "	A destination du Canada
					1 093	" "	A destination des Etats-Unis
		1 141	5 466		42 349	" "	<b>Total du trafic marchandises transportées(1)</b>
		1 141	2 658		32 725	" "	Déchargées du wagon au Canada
			1 798		6 681	" "	Remises aux autres chemins de fer au Canada
			1 009		2 941	" "	Remises au réseau des Etats-Unis
							<b>512. Produits de base en verre:</b>
			3		1 229	wagon	Nombre de wagons chargés
			84		45 657	tonnes métriques	Chargées sur wagons au Canada
			11 226		16 587	" "	En provenance d'autres chemins de fer au Canada
						" "	En provenance des Etats-Unis:
			8 860		56 119	" "	A destination du Canada
						" "	A destination des Etats-Unis
			20 170		118 263	" "	<b>Total du trafic marchandises transportées(1)</b>
			9 209		88 097	" "	Déchargées du wagon au Canada
			10 876		20 610	" "	Remises aux autres chemins de fer au Canada
			84		9 554	" "	Remises au réseau des Etats-Unis

Voir note(s) à la fin du tableau.

TABLE 2. Revenue Freight Carried by Railways Within Canada, 1980

Commodity		Class I - Classe I		Class II - Classe II			
		Canadian National Canadien National	Canadian Pacific Canadien Pacifique	Algoma Central	British Columbia Railway	Canada Southern (Consolidated Rail)	Chesapeake and Ohio
No.							
<b>Fabricated materials, inedible (C.L.):</b>							
<b>514. Asbestos and asbestos-cement basic products:</b>							
1	Number of railway cars loaded	carloads	619	267	-	-	-
2	Loaded onto railway cars in Canada	metric tonnes	18 512	12 529	-	-	-
3	Received from other railways in Canada	" "	82	41	-	-	-
	Received from United States rail:					10 214	-
4	Destined to Canadian points	" "	284	18	-	-	-
5	Destined to United States points	" "	36	25	-	-	-
6	<b>Total freight traffic carried(1)</b>	" "	<b>18 914</b>	<b>12 613</b>	-	-	<b>10 214</b>
7	Unloaded from railway cars in Canada	" "	12 104	2 984	-	-	-
8	Delivered to other railways in Canada	" "	261	1 483	-	-	-
9	Delivered to United States rail connections	" "	6 549	8 147	-	-	10 214
<b>516. Portland cement, standard:</b>							
10	Number of railway cars loaded	carloads	11 970	7 993	-	620	-
11	Loaded onto railway cars in Canada	metric tonnes	915 290	721 074	-	53 474	-
12	Received from other railways in Canada	" "	1 409	82 825	-	9 177	-
	Received from United States rail:						40 974
13	Destined to Canadian points	" "	6 708	6 373	-	-	110
14	Destined to United States points	" "	171	-	-	-	215
15	<b>Total freight traffic carried(1)</b>	" "	<b>923 578</b>	<b>810 272</b>	-	<b>62 651</b>	<b>41 084</b>
16	Unloaded from railway cars in Canada	" "	838 292	670 882	-	62 651	-
17	Delivered to other railways in Canada	" "	65 087	67 821	-	-	110
18	Delivered to United States rail connections	" "	20 199	71 569	-	-	40 974
<b>518. Concrete pipe:</b>							
19	Number of railway cars loaded	carloads	528	4	-	-	-
20	Loaded onto railway cars in Canada	metric tonnes	19 567	145	-	-	-
21	Received from other railways in Canada	" "	-	315	-	-	-
	Received from United States rail:						-
22	Destined to Canadian points	" "	-	-	-	-	-
23	Destined to United States points	" "	-	-	-	-	-
24	<b>Total freight traffic carried(1)</b>	" "	<b>19 567</b>	<b>460</b>	-	-	-
25	Unloaded from railway cars in Canada	" "	8 568	460	-	-	-
26	Delivered to other railways in Canada	" "	10 486	-	-	-	-
27	Delivered to United States rail connections	" "	513	-	-	-	-
<b>520. Cement and concrete basic products, n.e.s.:</b>							
28	Number of railway cars loaded	carloads	1 102	3 146	-	67	-
29	Loaded onto railway cars in Canada	metric tonnes	78 450	237 862	-	1 438	-
30	Received from other railways in Canada	" "	1 194	1 095	-	-	85
	Received from United States rail:						-
31	Destined to Canadian points	" "	270	577	-	-	39
32	Destined to United States points	" "	-	468	-	-	-
33	<b>Total freight traffic carried(1)</b>	" "	<b>79 914</b>	<b>240 002</b>	-	<b>1 438</b>	<b>124</b>
34	Unloaded from railway cars in Canada	" "	78 237	233 280	-	1 438	-
35	Delivered to other railways in Canada	" "	851	406	-	-	39
36	Delivered to United States rail connections	" "	826	6 317	-	-	85
<b>522. Plaster:</b>							
37	Number of railway cars loaded	carloads	5	102	-	-	-
38	Loaded onto railway cars in Canada	metric tonnes	218	2 209	-	-	-
39	Received from other railways in Canada	" "	174	40	-	-	-
	Received from United States rail:						-
40	Destined to Canadian points	" "	10 525	7 301	-	-	36
41	Destined to United States points	" "	-	566	-	-	-
42	<b>Total freight traffic carried(1)</b>	" "	<b>10 917</b>	<b>10 116</b>	-	-	<b>36</b>
43	Unloaded from railway cars in Canada	" "	10 881	9 411	-	-	-
44	Delivered to other railways in Canada	" "	-	139	-	-	36
45	Delivered to United States rail connections	" "	36	566	-	-	-
<b>524. Gypsum wallboard and sheathing:</b>							
46	Number of railway cars loaded	carloads	276	13	-	-	-
47	Loaded onto railway cars in Canada	metric tonnes	12 248	757	-	273	-
48	Received from other railways in Canada	" "	477	541	-	210	-
	Received from United States rail:						-
49	Destined to Canadian points	" "	-	23	-	-	582
50	Destined to United States points	" "	-	-	-	-	-
51	<b>Total freight traffic carried(1)</b>	" "	<b>12 725</b>	<b>1 321</b>	-	<b>483</b>	<b>582</b>
52	Unloaded from railway cars in Canada	" "	11 441	1 165	-	484	582
53	Delivered to other railways in Canada	" "	876	155	-	-	7 083
54	Delivered to United States rail connections	" "	408	-	-	-	61

See footnote(s) at end of table.

TABLEAU 2. Marchandises payantes transportées par chemin de fer au Canada, 1980

Class II - Classe II				Classes III and IV	Grand total all Railways	Type de marchandise	No
Northern Alberta	Ontario Northland	Quebec North Shore and Labrador	All other Tous autres	Classes III et IV	Total général tous chemins de fer		
			2		888	wagon	1
			36		31 077	tonnes métriques	2
			32 474		42 811	" "	3
			1 729		2 031	" "	4
			-		61	" "	5
			<b>34 239</b>		<b>75 980</b>	" "	<b>6</b>
			2 789		17 877	" "	7
			213		1 957	" "	8
			31 237		56 147	" "	9
						<b>Demi-produits, non comestibles (charge complète):</b>	
						<b>514. Produits de base en amiante et en fibrociment:</b>	
						Nombre de wagons chargés	
						Chargées sur wagons au Canada	
						En provenance d'autres chemins de fer au Canada	
						En provenance des Etats-Unis:	
						A destination du Canada	
						A destination des Etats-Unis	
						<b>Total du trafic marchandises transportées(1)</b>	
						Déchargées du wagon au Canada	
						Remises aux autres chemins de fer au Canada	
						Remises au réseau des Etats-Unis	
						<b>516. Ciment portland ordinaire:</b>	
						Nombre de wagons chargés	
						Chargées sur wagons au Canada	
						En provenance d'autres chemins de fer au Canada	
						En provenance des Etats-Unis:	
						A destination du Canada	
						A destination des Etats-Unis	
						<b>Total du trafic marchandises transportées(1)</b>	
						Déchargées du wagon au Canada	
						Remises aux autres chemins de fer au Canada	
						Remises au réseau des Etats-Unis	
						<b>518. Tuyau en béton:</b>	
						Nombre de wagons chargés	
						Chargées sur wagons au Canada	
						En provenance d'autres chemins de fer au Canada	
						En provenance des Etats-Unis:	
						A destination du Canada	
						A destination des Etats-Unis	
						<b>Total du trafic marchandises transportées(1)</b>	
						Déchargées du wagon au Canada	
						Remises aux autres chemins de fer au Canada	
						Remises au réseau des Etats-Unis	
						<b>520. Produits de base en ciment et en béton, n.d.a.:</b>	
						Nombre de wagons chargés	
						Chargées sur wagons au Canada	
						En provenance d'autres chemins de fer au Canada	
						En provenance des Etats-Unis:	
						A destination du Canada	
						A destination des Etats-Unis	
						<b>Total du trafic marchandises transportées(1)</b>	
						Déchargées du wagon au Canada	
						Remises aux autres chemins de fer au Canada	
						Remises au réseau des Etats-Unis	
						<b>522. Plâtre:</b>	
						Nombre de wagons chargés	
						Chargées sur wagons au Canada	
						En provenance d'autres chemins de fer au Canada	
						En provenance des Etats-Unis:	
						A destination du Canada	
						A destination des Etats-Unis	
						<b>Total du trafic marchandises transportées(1)</b>	
						Déchargées du wagon au Canada	
						Remises aux autres chemins de fer au Canada	
						Remises au réseau des Etats-Unis	
						<b>524 Panneaux et revêtements de gypse:</b>	
						Nombre de wagons chargés	
						Chargées sur wagons au Canada	
						En provenance d'autres chemins de fer au Canada	
						En provenance des Etats-Unis:	
						A destination du Canada	
						A destination des Etats-Unis	
						<b>Total du trafic marchandises transportées(1)</b>	
						Déchargées du wagon au Canada	
						Remises aux autres chemins de fer au Canada	
						Remises au réseau des Etats-Unis	

Voir note(s) à la fin du tableau.



TABLE 2. Revenue Freight Carried by Railways Within Canada, 1980

No	Commodity		Class I - Classe I		Class II - Classe II			
			Canadian National Canadien National	Canadian Pacific Canadien Pacifique	Algoma Central	British Columbia Railway	Canada Southern (Consolidated Rail)	Chesapeake and Ohio
<b>Fabricated materials, inedible (C.L.):</b>								
<b>526. Gypsum basic products, n.e.s.:</b>								
1	Number of railway cars loaded	carloads	13	-	-	-	-	-
2	Loaded onto railway cars in Canada	metric tonnes	347	-	-	-	-	-
3	Received from other railways in Canada	" "	-	-	-	-	-	-
4	Received from United States rail:							
5	Destined to Canadian points	" "	1 778	145	-	-	73	-
6	Destined to United States points	" "	-	-	-	-	-	-
6	<b>Total freight traffic carried(1)</b>	" "	<b>2 125</b>	<b>145</b>	-	-	<b>73</b>	-
7	Unloaded from railway cars in Canada	" "	2 080	145	-	-	-	-
8	Delivered to other railways in Canada	" "	45	-	-	-	73	-
9	Delivered to United States rail connections	" "	-	-	-	-	-	-
<b>528. Lime, hydrated and quick:</b>								
10	Number of railway cars loaded	carloads	2,637	1,825	-	-	-	-
11	Loaded onto railway cars in Canada	metric tonnes	168 324	123 981	-	-	-	-
12	Received from other railways in Canada	" "	12 008	5 317	3 717	2 817	40 662	-
13	Received from United States rail:							
14	Destined to Canadian points	" "	1 574	986	-	-	204	-
15	Destined to United States points	" "	-	68	-	-	-	290
15	<b>Total freight traffic carried(1)</b>	" "	<b>181 906</b>	<b>130 352</b>	<b>3 717</b>	<b>2 817</b>	<b>40 866</b>	<b>290</b>
16	Unloaded from railway cars in Canada	" "	130 888	32 561	339	2 817	-	-
17	Delivered to other railways in Canada	" "	46 429	65 181	3 377	-	204	-
18	Delivered to United States rail connections	" "	4 590	32 611	-	-	40 662	290
<b>530. Non-metallic mineral basic products, n.e.s.:</b>								
19	Number of railway cars loaded	carloads	2,795	4,351	-	-	1,090	281
20	Loaded onto railway cars in Canada	metric tonnes	76 077	207 094	-	-	76 377	3 438
21	Received from other railways in Canada	" "	17 000	15 836	-	-	61 068	-
22	Received from United States rail:							
23	Destined to Canadian points	" "	15 301	2 705	-	-	5 413	-
24	Destined to United States points	" "	532	288	-	-	-	2 340
24	<b>Total freight traffic carried(1)</b>	" "	<b>108 910</b>	<b>225 923</b>	-	-	<b>142 858</b>	<b>5 892</b>
25	Unloaded from railway cars in Canada	" "	83 042	63 885	-	-	9 347	44
26	Delivered to other railways in Canada	" "	5 930	65 037	-	-	336	3 450
27	Delivered to United States rail connections	" "	19 937	97 001	-	-	133 176	2 399
<b>532. Bituminous pressed or molded fabricated materials:</b>								
28	Number of railway cars loaded	carloads	-	-	-	46	-	-
29	Loaded onto railway cars in Canada	metric tonnes	-	-	-	837	-	-
30	Received from other railways in Canada	" "	-	-	-	86	-	-
31	Received from United States rail:							
32	Destined to Canadian points	" "	-	-	-	-	-	-
33	Destined to United States points	" "	-	-	-	-	-	-
33	<b>Total freight traffic carried(1)</b>	" "	-	-	-	<b>923</b>	-	-
34	Unloaded from railway cars in Canada	" "	-	-	-	924	-	-
35	Delivered to other railways in Canada	" "	-	-	-	-	-	-
36	Delivered to United States rail connections	" "	-	-	-	-	-	-
<b>534. Miscellaneous fabricated materials:</b>								
37	Number of railway cars loaded	carloads	596	473	-	25	-	-
38	Loaded onto railway cars in Canada	metric tonnes	15 201	14 253	-	558	-	-
39	Received from other railways in Canada	" "	41	906	-	190	-	-
40	Received from United States rail:							
41	Destined to Canadian points	" "	327	80	-	-	513	-
42	Destined to United States points	" "	41	-	-	-	-	-
42	<b>Total freight traffic carried(1)</b>	" "	<b>15 610</b>	<b>15 239</b>	-	<b>748</b>	<b>513</b>	-
43	Unloaded from railway cars in Canada	" "	14 647	11 945	-	748	476	-
44	Delivered to other railways in Canada	" "	696	3 098	-	-	36	-
45	Delivered to United States rail connections	" "	266	196	-	-	-	-
<b>994. Total:</b>								
46	Number of railway cars loaded	carloads	486 389	337 581	14 974	74 037	1,980	14 333
47	Loaded onto railway cars in Canada	metric tonnes	29 021 554	21 628 619	893 350	3 863 625	126 937	896 628
48	Received from other railways in Canada	" "	3 474 233	2 509 529	266 258	196 357	1 054 684	207 059
49	Received from United States rail:							
50	Destined to Canadian points	" "	1 508 576	1 084 435	-	11 870	206 108	176 682
51	Destined to United States points	" "	727 333	713 503	-	-	-	414 994
51	<b>Total freight traffic carried(1)</b>	" "	<b>34 731 696</b>	<b>25 936 086</b>	<b>1 159 608</b>	<b>4 071 852</b>	<b>1 387 729</b>	<b>1 695 363</b>
52	Unloaded from railway cars in Canada	" "	20 656 670	12 876 708	181 464	1 838 887	249 706	350 182
53	Delivered to other railways in Canada	" "	2 172 376	3 065 799	792 010	1 842 636	142 542	542 851
54	Delivered to United States rail connections	" "	11 902 650	9 993 579	166 133	390 329	995 480	802 330

See footnote(s) at end of table

TABLEAU 2. Marchandises payantes transportées par chemin de fer au Canada, 1990

Class II - Classe II				Classes III and IV	Grand total all Railways	Type de marchandise	No	
Northern Alberta	Ontario Northland	Quebec North Shore and Labrador	All other Tous autres					Classes III et IV
<p><b>Demi-produits, non comestibles (charge complète):</b>  <b>526. Produits de base en gypse, n.d.a.:</b></p>								
-	-	-	-	-	13	wagon	Nombre de wagons chargés	1
-	-	-	-	-	347	tonnes métriques	Chargées sur wagons au Canada	2
226	-	-	120	-	346	" "	En provenance d'autres chemins de fer au Canada	3
-	-	-	1 000	-	2 996	" "	En provenance des Etats-Unis:	4
-	-	-	-	-	-	" "	A destination du Canada	5
-	-	-	-	-	-	" "	A destination des Etats-Unis	5
226	-	-	1 120	-	3 689	" "	<b>Total du trafic marchandises transportées(1)</b>	6
47	-	-	884	-	3 156	" "	Déchargées du wagon au Canada	7
179	-	-	236	-	533	" "	Remises aux autres chemins de fer au Canada	8
-	-	-	-	-	-	" "	Remises au réseau des Etats-Unis	9
<p><b>528. Chaux hydratée et vive:</b></p>								
-	1	-	-	-	4 463	wagon	Nombre de wagons chargés	10
-	9	-	-	-	292 314	tonnes métriques	Chargées sur wagons au Canada	11
1 239	10 268	-	40 369	-	116 397	" "	En provenance d'autres chemins de fer au Canada	12
-	-	-	6 663	-	9 427	" "	En provenance des Etats-Unis:	13
-	-	-	-	1 161	1 519	" "	A destination du Canada	14
-	-	-	-	-	-	" "	A destination des Etats-Unis	14
1 239	10 277	-	47 032	1 161	419 657	" "	<b>Total du trafic marchandises transportées(1)</b>	15
-	7 110	-	5 547	-	179 262	" "	Déchargées du wagon au Canada	16
1 239	3 168	-	41 485	-	161 083	" "	Remises aux autres chemins de fer au Canada	17
-	-	-	-	1 161	79 314	" "	Remises au réseau des Etats-Unis	18
<p><b>530. Produits minéraux non métalliques de base, n.d.a.:</b></p>								
3	2	-	730	-	9 252	wagon	Nombre de wagons chargés	19
41	18	-	59 198	-	422 243	tonnes métriques	Chargées sur wagons au Canada	20
763	104	-	69 304	-	163 730	" "	En provenance d'autres chemins de fer au Canada	21
-	-	-	9 413	-	32 832	" "	En provenance des Etats-Unis:	22
-	-	-	-	-	3 219	" "	A destination du Canada	23
-	-	-	-	-	-	" "	A destination des Etats-Unis	24
404	122	-	137 915	-	622 024	" "	<b>Total du trafic marchandises transportées(1)</b>	24
445	100	-	12 504	-	169 067	" "	Déchargées du wagon au Canada	25
1 089	23	-	66 616	-	141 651	" "	Remises aux autres chemins de fer au Canada	26
-	-	-	58 793	-	311 306	" "	Remises au réseau des Etats-Unis	27
<p><b>532. Demi-produits bitumineux pressés ou moulés:</b></p>								
-	-	-	1	-	47	wagon	Nombre de wagons chargés	28
-	-	-	36	-	873	tonnes métriques	Chargées sur wagons au Canada	29
-	-	-	-	-	86	" "	En provenance d'autres chemins de fer au Canada	30
-	-	-	-	-	-	" "	En provenance des Etats-Unis:	31
-	-	-	-	-	-	" "	A destination du Canada	32
-	-	-	-	-	-	" "	A destination des Etats-Unis	32
-	-	-	36	-	959	" "	<b>Total du trafic marchandises transportées(1)</b>	33
-	-	-	-	-	924	" "	Déchargées du wagon au Canada	34
-	-	-	-	-	-	" "	Remises aux autres chemins de fer au Canada	35
-	-	-	36	-	36	" "	Remises au réseau des Etats-Unis	36
<p><b>534. Demi-produits divers:</b></p>								
-	-	-	83	-	1 177	wagon	Nombre de wagons chargés	37
-	-	-	2 889	-	32 901	tonnes métriques	Chargées sur wagons au Canada	38
25	27	-	4 340	-	5 529	" "	En provenance d'autres chemins de fer au Canada	39
-	-	-	-	-	-	" "	En provenance des Etats-Unis:	40
-	-	-	26 542	-	27 462	" "	A destination du Canada	41
-	-	-	-	14	55	" "	A destination des Etats-Unis	41
25	27	-	33 771	14	65 947	" "	<b>Total du trafic marchandises transportées(1)</b>	42
-	-	-	28 219	-	56 035	" "	Déchargées du wagon au Canada	43
-	27	-	2 712	-	6 594	" "	Remises aux autres chemins de fer au Canada	44
-	-	-	2 840	14	3 316	" "	Remises au réseau des Etats-Unis	45
<p><b>994. Total:</b></p>								
6 320	10 181	6 891	41 068	-	993 754	wagon	Nombre de wagons chargés	46
318 591	650 134	473 456	2 433 105	-	60 305 999	tonnes métriques	Chargées sur wagons au Canada	47
1 14 070	894 046	36 897	3 557 070	-	12 710 803	" "	En provenance d'autres chemins de fer au Canada	48
-	-	-	881 283	-	3 868 954	" "	En provenance des Etats-Unis:	49
-	-	-	34 950	186 061	2 076 841	" "	A destination du Canada	50
-	-	-	-	-	-	" "	A destination des Etats-Unis	50
833 261	1 544 180	510 353	6 906 408	186 061	78 962 597	" "	<b>Total du trafic marchandises transportées(1)</b>	51
1 03 954	370 101	460 701	2 284 048	-	39 452 421	" "	Déchargées du wagon au Canada	52
1 049 307	1 174 079	49 652	1 918 088	-	12 349 340	" "	Remises aux autres chemins de fer au Canada	53
-	-	-	2 704 274	186 061	27 160 836	" "	Remises au réseau des Etats-Unis	54

Voir note(s) à la fin du tableau.

TABLE 2. Revenue Freight Carried by Railways Within Canada, 1980

No.	Commodity		Class I - Classe I		Class II - Classe II			
			Canadian National Canadien National	Canadian Pacific Canadien Pacifique	Algoma Central	British Columbia Railway	Canadian Southern (Consolidated Rail)	Chesapeake and Ohio
<b>Section V: End-products, inedible (C.L.):</b>								
<b>536. Power boilers:</b>								
1	Number of railway cars loaded	carloads	318	167	-	-	-	-
2	Loaded onto railway cars in Canada	metric tonnes	11 235	5 713	-	-	-	-
3	Received from other railways in Canada	" "	112	1 442	-	-	660	22
4	Received from United States rail:							
5	Destined to Canadian points	" "	1 086	1 888	-	-	675	-
6	Destined to United States points	" "	-	229	-	-	-	-
7	<b>Total freight traffic carried(1)</b>	" "	<b>12 433</b>	<b>9 272</b>	-	-	<b>1 335</b>	<b>22</b>
8	Unloaded from railway cars in Canada	" "	7 017	7 511	-	-	-	-
9	Delivered to other railways in Canada	" "	2 405	1 167	-	-	675	-
10	Delivered to United States rail connections	" "	3 010	592	-	-	660	22
<b>538. Engines and turbines, general purpose:</b>								
11	Number of railway cars loaded	carloads	77	130	-	2	-	-
12	Loaded onto railway cars in Canada	metric tonnes	3 584	2 008	-	32	-	-
13	Received from other railways in Canada	" "	239	-	-	-	-	-
14	Received from United States rail:							
15	Destined to Canadian points	" "	185	341	-	-	-	-
16	Destined to United States points	" "	129	-	-	-	-	-
17	<b>Total freight traffic carried(1)</b>	" "	<b>4 137</b>	<b>2 349</b>	-	<b>32</b>	-	-
18	Unloaded from railway cars in Canada	" "	3 328	1 781	-	32	-	-
19	Delivered to other railways in Canada	" "	203	132	-	-	-	-
20	Delivered to United States rail connections	" "	607	436	-	-	-	-
<b>539. Electric generators and motors:</b>								
21	Number of railway cars loaded	carloads	64	117	-	1	-	-
22	Loaded onto railway cars in Canada	metric tonnes	2 170	5 340	-	19	-	-
23	Received from other railways in Canada	" "	545	186	-	-	270	-
24	Received from United States rail:							
25	Destined to Canadian points	" "	56	2 171	-	-	-	-
26	Destined to United States points	" "	87	-	-	-	-	-
27	<b>Total freight traffic carried(1)</b>	" "	<b>2 858</b>	<b>7 697</b>	-	<b>19</b>	<b>270</b>	<b>45</b>
28	Unloaded from railway cars in Canada	" "	2 463	4 579	-	19	-	-
29	Delivered to other railways in Canada	" "	181	1 245	-	-	-	-
30	Delivered to United States rail connections	" "	214	1 873	-	-	270	45
<b>540. General purpose industrial machinery, n.e.s.:</b>								
31	Number of railway cars loaded	carloads	549	1 141	-	-	-	1
32	Loaded onto railway cars in Canada	metric tonnes	18 615	26 209	-	-	-	18
33	Received from other railways in Canada	" "	1 946	1 482	-	-	-	50
34	Received from United States rail:							
35	Destined to Canadian points	" "	3 719	3 075	-	-	386	203
36	Destined to United States points	" "	71	318	-	-	-	272
37	<b>Total freight traffic carried(1)</b>	" "	<b>24 351</b>	<b>31 084</b>	-	-	<b>516</b>	<b>543</b>
38	Unloaded from railway cars in Canada	" "	18 533	19 438	-	-	86	253
39	Delivered to other railways in Canada	" "	2 103	4 196	-	-	300	18
40	Delivered to United States rail connections	" "	3 715	7 450	-	-	130	272
<b>542. Conveying, elevating and materials handling equipment:</b>								
41	Number of railway cars loaded	carloads	324	868	2	1	-	24
42	Loaded onto railway cars in Canada	metric tonnes	10 272	15 825	73	16	-	271
43	Received from other railways in Canada	" "	1 862	1 165	-	-	31	216
44	Received from United States rail:							
45	Destined to Canadian points	" "	5 938	6 222	-	-	773	107
46	Destined to United States points	" "	1 276	1 756	-	-	-	5 176
47	<b>Total freight traffic carried(1)</b>	" "	<b>19 348</b>	<b>24 968</b>	<b>73</b>	<b>16</b>	<b>804</b>	<b>5 770</b>
48	Unloaded from railway cars in Canada	" "	15 189	18 238	-	16	444	301
49	Delivered to other railways in Canada	" "	1 826	2 902	73	-	329	22
50	Delivered to United States rail connections	" "	2 332	3 828	-	-	31	5 448
<b>544. Construction and maintenance machinery and equipment:</b>								
51	Number of railway cars loaded	carloads	975	321	66	803	-	-
52	Loaded onto railway cars in Canada	metric tonnes	28 393	8 530	952	22 405	-	-
53	Received from other railways in Canada	" "	2 341	1 691	-	2 611	-	-
54	Received from United States rail:							
55	Destined to Canadian points	" "	2 846	2 942	-	148	16	-
56	Destined to United States points	" "	-	-	-	-	-	-
57	<b>Total freight traffic carried(1)</b>	" "	<b>33 580</b>	<b>13 163</b>	<b>952</b>	<b>25 164</b>	<b>16</b>	<b>-</b>
58	Unloaded from railway cars in Canada	" "	29 421	11 812	952	21 366	-	-
59	Delivered to other railways in Canada	" "	2 592	1 096	-	3 769	16	-
60	Delivered to United States rail connections	" "	1 568	256	-	28	-	-

See footnote(s) at end of table.

TABLEAU 2. Marchandises payantes transportées par chemin de fer au Canada, 1980

Class II - Classe II				Classes III and IV	Grand total all Railways	Type de marchandise	No	
Northern Alberta	Ontario Northland	Quebec North Shore and Labrador	All other Tous autres					Classes III et IV
<p><b>Section V: Produits finis, non comestibles (charge complète):</b></p> <p><b>536. Chaudières mécaniques:</b></p>								
1	-	-	-	-	486	wagon	Nombre de wagons chargés	1
9	-	-	-	-	16 957	tonnes métriques	Chargées sur wagons au Canada	2
57	-	-	830	-	3 123	" "	En provenance d'autres chemins de fer au Canada	3
-	-	-	137	-	3 786	" "	En provenance des Etats-Unis:	4
-	-	-	-	-	229	" "	A destination du Canada	5
66	-	-	967	-	24 095	" "	A destination des Etats-Unis	6
9	-	-	-	-	14 537	" "	<b>Total du trafic marchandises transportées(1)</b>	7
57	-	-	797	-	5 101	" "	Déchargées du wagon au Canada	8
-	-	-	170	-	4 454	" "	Remises aux autres chemins de fer au Canada	9
-	-	-	-	-	-	-	Remises au réseau des Etats-Unis	9
<p><b>538. Moteurs et turbines d'usage général:</b></p>								
-	-	17	-	-	226	wagon	Nombre de wagons chargés	10
-	-	175	-	-	5 799	tonnes métriques	Chargées sur wagons au Canada	11
-	-	-	88	-	327	" "	En provenance d'autres chemins de fer au Canada	12
-	-	-	391	-	917	" "	En provenance des Etats-Unis:	13
-	-	-	-	-	129	" "	A destination du Canada	14
-	-	175	479	-	7 172	" "	A destination des Etats-Unis	14
-	-	175	398	-	5 714	" "	<b>Total du trafic marchandises transportées(1)</b>	15
-	-	-	28	-	363	" "	Déchargées du wagon au Canada	16
-	-	-	53	-	1 096	" "	Remises aux autres chemins de fer au Canada	17
-	-	-	-	-	-	-	Remises au réseau des Etats-Unis	18
<p><b>539. Génératrices et moteurs électriques:</b></p>								
2	8	139	18	-	349	wagon	Nombre de wagons chargés	19
40	30	1 267	430	-	9 296	tonnes métriques	Chargées sur wagons au Canada	20
80	-	-	573	-	1 643	" "	En provenance d'autres chemins de fer au Canada	21
-	-	-	105	-	2 332	" "	En provenance des Etats-Unis:	22
-	-	-	-	-	132	" "	A destination du Canada	23
109	30	1 267	1 108	-	13 403	" "	A destination des Etats-Unis	23
34	30	1 267	466	-	8 878	" "	<b>Total du trafic marchandises transportées(1)</b>	24
55	-	-	212	-	1 693	" "	Déchargées du wagon au Canada	25
-	-	-	430	-	2 832	" "	Remises aux autres chemins de fer au Canada	26
-	-	-	-	-	-	-	Remises au réseau des Etats-Unis	27
<p><b>540. Machines industrielles d'usage général, n.d.a.:</b></p>								
-	5	841	104	-	2 641	wagon	Nombre de wagons chargés	28
-	127	18 058	1 949	-	64 976	tonnes métriques	Chargées sur wagons au Canada	29
138	396	561	5 048	-	9 751	" "	En provenance d'autres chemins de fer au Canada	30
-	-	-	1 562	-	8 945	" "	En provenance des Etats-Unis:	31
-	-	-	-	716	1 377	" "	A destination du Canada	32
138	523	18 619	8 559	716	85 049	" "	A destination des Etats-Unis	32
115	377	15 233	4 962	-	58 997	" "	<b>Total du trafic marchandises transportées(1)</b>	33
23	145	3 387	1 992	-	12 164	" "	Déchargées du wagon au Canada	34
-	-	-	1 605	716	13 888	" "	Remises aux autres chemins de fer au Canada	35
-	-	-	-	-	-	-	Remises au réseau des Etats-Unis	36
<p><b>542. Convoyeurs et appareils de levage et de manutention:</b></p>								
1	4	-	35	-	1 259	wagon	Nombre de wagons chargés	37
33	34	-	874	-	27 398	tonnes métriques	Chargées sur wagons au Canada	38
1 052	-	-	1 342	-	5 668	" "	En provenance d'autres chemins de fer au Canada	39
-	-	-	1 128	-	14 168	" "	En provenance des Etats-Unis:	40
-	-	-	92	-	8 300	" "	A destination du Canada	41
1 085	34	-	3 436	-	55 534	" "	A destination des Etats-Unis	41
988	34	-	910	-	36 120	" "	<b>Total du trafic marchandises transportées(1)</b>	42
97	-	-	1 279	-	6 528	" "	Déchargées du wagon au Canada	43
-	-	-	1 245	-	12 884	" "	Remises aux autres chemins de fer au Canada	44
-	-	-	-	-	-	-	Remises au réseau des Etats-Unis	45
<p><b>544. Machines et matériel de construction et d'entretien:</b></p>								
155	89	-	9	-	2 418	wagon	Nombre de wagons chargés	46
3 636	1 318	-	331	-	65 565	tonnes métriques	Chargées sur wagons au Canada	47
1 362	112	-	1 908	-	10 525	" "	En provenance d'autres chemins de fer au Canada	48
-	-	-	3 495	-	9 447	" "	En provenance des Etats-Unis:	49
-	-	-	-	-	-	" "	A destination du Canada	50
5 498	1 430	-	5 734	-	85 537	" "	A destination des Etats-Unis	50
4 171	1 431	-	3 170	-	72 323	" "	<b>Total du trafic marchandises transportées(1)</b>	51
1 327	-	-	1 906	-	10 706	" "	Déchargées du wagon au Canada	52
-	-	-	660	-	2 512	" "	Remises aux autres chemins de fer au Canada	53
-	-	-	-	-	-	-	Remises au réseau des Etats-Unis	54

Voir note(s) à la fin du tableau.



TABLE 2. Revenue Freight Carried by Railways Within Canada, 1980

No.	Commodity		Class I - Classe I		Class II - Classe II			
			Canadian National Canadien National	Canadian Pacific Canadien Pacifique	Algoma Central	British Columbia Railway	Canada Southern (Consolidated Rail)	Chesapeake and Ohio
<b>End-products, inedible (C.L.):</b>								
<b>546. Special industry machinery, n.e.s.:</b>								
1	Number of railway cars loaded	carloads	569	487	2	23	-	6
2	Loaded onto railway cars in Canada	metric tonnes	19 426	11 862	84	395	-	118
3	Received from other railways in Canada	" "	1 582	2 243	13	-	505	91
Received from United States rail:								
4	Destined to Canadian points	" "	19 460	16 072	-	-	1 732	1 579
5	Destined to United States points	" "	719	486	-	-	-	343
6	<b>Total freight traffic carried(1)</b>	" "	<b>41 187</b>	<b>30 663</b>	<b>97</b>	<b>395</b>	<b>2 237</b>	<b>2 131</b>
7	Unloaded from railway cars in Canada	" "	34 904	24 528	13	395	89	1 383
8	Delivered to other railways in Canada	" "	1 809	2 639	84	-	1 643	338
9	Delivered to United States rail connections	" "	4 475	3 496	-	-	505	408
<b>548. Agricultural machinery and equipment:</b>								
10	Number of railway cars loaded	carloads	2 687	1 792	-	2	41	-
11	Loaded onto railway cars in Canada	metric tonnes	79 062	25 923	-	36	649	-
12	Received from other railways in Canada	" "	11 757	16 202	-	290	54	17
Received from United States rail:								
13	Destined to Canadian points	" "	37 269	29 530	-	28	176	333
14	Destined to United States points	" "	292	393	-	-	-	44
15	<b>Total freight traffic carried(1)</b>	" "	<b>128 380</b>	<b>72 048</b>	<b>-</b>	<b>354</b>	<b>879</b>	<b>394</b>
16	Unloaded from railway cars in Canada	" "	77 234	48 309	-	355	65	204
17	Delivered to other railways in Canada	" "	6 855	1 713	-	-	452	146
18	Delivered to United States rail connections	" "	44 291	22 026	-	-	361	44
<b>550. Tractors:</b>								
19	Number of railway cars loaded	carloads	252	273	-	-	6	-
20	Loaded onto railway cars in Canada	metric tonnes	6 514	5 129	-	-	103	-
21	Received from other railways in Canada	" "	322	225	-	-	-	-
Received from United States rail:								
22	Destined to Canadian points	" "	15 729	22 081	-	-	97	-
23	Destined to United States points	" "	93	20	-	-	-	-
24	<b>Total freight traffic carried(1)</b>	" "	<b>22 658</b>	<b>27 455</b>	<b>-</b>	<b>-</b>	<b>200</b>	<b>-</b>
25	Unloaded from railway cars in Canada	" "	22 249	26 955	-	-	12	-
26	Delivered to other railways in Canada	" "	136	62	-	-	85	-
27	Delivered to United States rail connections	" "	274	438	-	-	103	-
<b>552. Railway rolling stock:</b>								
28	Number of railway cars loaded	carloads	1,925	2,230	-	20	19	134
29	Loaded onto railway cars in Canada	metric tonnes	66 977	54 275	-	540	340	2 934
30	Received from other railways in Canada	" "	3 994	18 635	490	2 926	9 087	2 521
Received from United States rail:								
31	Destined to Canadian points	" "	4 169	2 749	-	-	4 782	1 306
32	Destined to United States points	" "	45	965	-	-	-	2 248
33	<b>Total freight traffic carried(1)</b>	" "	<b>75 185</b>	<b>76 624</b>	<b>490</b>	<b>3 466</b>	<b>14 209</b>	<b>9 009</b>
34	Unloaded from railway cars in Canada	" "	63 770	50 022	-	3 419	1 933	2 998
35	Delivered to other railways in Canada	" "	3 406	9 675	490	46	2 990	584
36	Delivered to United States rail connections	" "	8 009	16 927	-	-	9 286	5 427
<b>554. Passenger automobiles and chassis:</b>								
37	Number of railway cars loaded	carloads	15,010	15,057	-	3	-	-
38	Loaded onto railway cars in Canada	metric tonnes	262 501	340 869	-	26	-	-
39	Received from other railways in Canada	" "	98 447	39 420	-	27	112	591
Received from United States rail:								
40	Destined to Canadian points	" "	62 898	25 547	-	-	36	68
41	Destined to United States points	" "	16 354	-	-	-	-	36 555
42	<b>Total freight traffic carried(1)</b>	" "	<b>440 200</b>	<b>405 636</b>	<b>-</b>	<b>53</b>	<b>148</b>	<b>37 214</b>
43	Unloaded from railway cars in Canada	" "	344 247	291 379	-	54	36	-
44	Delivered to other railways in Canada	" "	32 455	44 726	-	-	-	68
45	Delivered to United States rail connections	" "	63 497	69 531	-	-	112	37 146
<b>556. Motor vehicle engines, accessories parts and assemblies:</b>								
46	Number of railway cars loaded	carloads	14,819	11,263	-	8	1,078	1,164
47	Loaded onto railway cars in Canada	metric tonnes	404 850	205 987	-	141	18 413	31 171
48	Received from other railways in Canada	" "	2 165	76 700	-	208	20 642	2 871
Received from United States rail:								
49	Destined to Canadian points	" "	537 666	454 049	-	-	193 799	6 109
50	Destined to United States points	" "	107 776	423	-	-	-	161 869
51	<b>Total freight traffic carried(1)</b>	" "	<b>1 052 457</b>	<b>737 159</b>	<b>-</b>	<b>349</b>	<b>232 854</b>	<b>202 020</b>
52	Unloaded from railway cars in Canada	" "	744 017	678 160	-	348	14 786	3 784
53	Delivered to other railways in Canada	" "	52 312	7 078	-	-	179 035	4 586
54	Delivered to United States rail connections	" "	256 128	51 920	-	-	39 033	193 650

See footnote(s) at end of table.

TABLEAU 2. Marchandises payantes transportées par chemin de fer au Canada, 1980

Class II - Classe II				Classes III and IV	Grand total all Railways	Type de marchandise	No	
Northern Alberta	Ontario Northland	Quebec North Shore and Labrador	All other Tous autres					Classes III et IV
<p><b>Produits finaux, non comestibles (charge complète):</b>  <b>546. Machines industrielles spéciales, n.d.a.:</b></p>								
1	-	-	39	-	1,127	wagon	Nombre de wagons chargés	1
29	-	-	1 045	-	32 959	tonnes métriques	Chargées sur wagons au Canada	2
1 001	128	-	5 131	-	10 694	" "	En provenance d'autres chemins de fer au Canada	3
-	-	-	8 840	-	47 683	" "	En provenance des Etats-Unis:	4
-	-	-	63	-	1 611	" "	A destination du Canada	4
-	-	-	-	-	-	" "	A destination des Etats-Unis	5
<b>1 030</b>	<b>128</b>	-	<b>15 079</b>	-	<b>92 947</b>	" "	<b>Total du trafic marchandises transportées(1)</b>	<b>6</b>
442	128	-	9 134	-	71 016	" "	Déchargées du wagon au Canada	7
588	-	-	4 286	-	11 387	" "	Remises aux autres chemins de fer au Canada	8
-	-	-	1 660	-	10 544	" "	Remises au réseau des Etats-Unis	9
<p><b>548. Machines et matériel agricoles:</b></p>								
1	-	-	1,317	-	5,840	wagon	Nombre de wagons chargés	10
16	-	-	20 345	-	126 031	tonnes métriques	Chargées sur wagons au Canada	11
6 409	139	-	1 564	-	36 432	" "	En provenance d'autres chemins de fer au Canada	12
-	-	-	7 265	-	74 601	" "	En provenance des Etats-Unis:	13
-	-	-	-	-	729	" "	A destination du Canada	13
-	-	-	-	-	-	" "	A destination des Etats-Unis	14
<b>6 425</b>	<b>139</b>	-	<b>29 174</b>	-	<b>237 793</b>	" "	<b>Total du trafic marchandises transportées(1)</b>	<b>15</b>
5 432	139	-	1 872	-	133 610	" "	Déchargées du wagon au Canada	16
993	-	-	26 142	-	36 301	" "	Remises aux autres chemins de fer au Canada	17
-	-	-	1 161	-	67 883	" "	Remises au réseau des Etats-Unis	18
<p><b>550. Tracteurs:</b></p>								
2	1	-	12	-	546	wagon	Nombre de wagons chargés	19
34	6	-	245	-	12 021	tonnes métriques	Chargées sur wagons au Canada	20
37	-	-	316	-	1 300	" "	En provenance d'autres chemins de fer au Canada	21
-	-	-	6 700	-	44 607	" "	En provenance des Etats-Unis:	22
-	-	-	49	-	162	" "	A destination du Canada	22
-	-	-	-	-	-	" "	A destination des Etats-Unis	23
161	6	-	7 310	-	58 090	" "	<b>Total du trafic marchandises transportées(1)</b>	<b>24</b>
171	6	-	5 458	-	55 091	" "	Déchargées du wagon au Canada	25
21	-	-	1 519	-	1 853	" "	Remises aux autres chemins de fer au Canada	26
-	-	-	333	-	1 148	" "	Remises au réseau des Etats-Unis	27
<p><b>552. Matériel ferroviaire roulant:</b></p>								
19	3	2	110	-	4,462	wagon	Nombre de wagons chargés	28
528	206	38	3 929	-	129 767	tonnes métriques	Chargées sur wagons au Canada	29
1 039	665	-	6 928	-	46 285	" "	En provenance d'autres chemins de fer au Canada	30
-	-	-	41 588	-	54 594	" "	En provenance des Etats-Unis:	31
-	-	-	951	-	4 209	" "	A destination du Canada	31
-	-	-	-	-	-	" "	A destination des Etats-Unis	32
<b>1 567</b>	<b>871</b>	<b>38</b>	<b>53 396</b>	-	<b>234 855</b>	" "	<b>Total du trafic marchandises transportées(1)</b>	<b>33</b>
59	816	38	5 556	-	128 611	" "	Déchargées du wagon au Canada	34
1 508	54	-	43 006	-	61 759	" "	Remises aux autres chemins de fer au Canada	35
-	-	-	4 834	-	44 483	" "	Remises au réseau des Etats-Unis	36
<p><b>554. Voitures particulières et châssis:</b></p>								
-	92	15	10,580	-	40,757	wagon	Nombre de wagons chargés	37
-	317	735	155 215	-	759 463	tonnes métriques	Chargées sur wagons au Canada	38
-	73	179	67 238	-	206 087	" "	En provenance d'autres chemins de fer au Canada	39
-	-	-	90 263	-	178 812	" "	En provenance des Etats-Unis:	40
-	-	-	29 001	-	81 910	" "	A destination du Canada	40
-	-	-	-	-	-	" "	A destination des Etats-Unis	41
-	<b>390</b>	<b>914</b>	<b>341 717</b>	-	<b>1 226 272</b>	" "	<b>Total du trafic marchandises transportées(1)</b>	<b>42</b>
-	385	737	112 983	-	749 821	" "	Déchargées du wagon au Canada	43
-	5	177	106 787	-	184 218	" "	Remises aux autres chemins de fer au Canada	44
-	-	-	121 947	-	292 233	" "	Remises au réseau des Etats-Unis	45
<p><b>556. Moteurs, accessoires, pièces et assemblages de véhicules automobiles:</b></p>								
1	-	-	3,029	-	31,362	wagon	Nombre de wagons chargés	46
15	-	-	62 668	-	723 245	tonnes métriques	Chargées sur wagons au Canada	47
55	-	780	30 687	-	134 108	" "	En provenance d'autres chemins de fer au Canada	46
-	-	-	88 479	-	1 280 102	" "	En provenance des Etats-Unis:	49
-	-	-	5 506	-	275 574	" "	A destination du Canada	49
-	-	-	-	-	-	" "	A destination des Etats-Unis	50
<b>70</b>	-	<b>780</b>	<b>187 340</b>	-	<b>2 413 029</b>	" "	<b>Total du trafic marchandises transportées(1)</b>	<b>51</b>
71	-	780	84 128	-	1 526 074	" "	Déchargées du wagon au Canada	52
-	-	-	38 506	-	281 517	" "	Remises aux autres chemins de fer au Canada	53
-	-	-	64 706	-	605 437	" "	Remises au réseau des Etats-Unis	54

Voir note(s) à la fin du tableau.

TABLE 2. Revenue Freight Carried by Railways Within Canada, 1980

No.	Commodity		Class I - Classe I		Class II - Classe II			
			Canadian National Canadien National	Canadian Pacific Canadien Pacificque	Algoma Central	British Columbia Railway	Canada Southern (Consolidated Rail)	Chesapeake and Ohio
<b>End-products, inedible (C.L.):</b>								
<b>558. Road motor vehicles, n.e.s.:</b>								
1	Number of railway cars loaded	carloads	26,959	10,709	-	11	134	23
2	Loaded onto railway cars in Canada	metric tonnes	589 515	166 413	-	243	3 961	757
3	Received from other railways in Canada	" "	13 025	17 132	-	166	473	-
Received from United States rail:								
4	Destined to Canadian points	" "	41 509	25 359	-	-	18	67
5	Destined to United States points	" "	16 309	149	-	-	-	-
6	<b>Total freight traffic carried(1)</b>	" "	<b>660 358</b>	<b>209 053</b>	-	<b>409</b>	<b>4 452</b>	<b>824</b>
7	Unloaded from railway cars in Canada	" "	403 992	124 696	-	409	18	18
8	Delivered to other railways in Canada	" "	65 567	20 724	-	-	2 571	49
9	Delivered to United States rail connections	" "	190 800	63 633	-	-	1 862	757
<b>560. Ships and boats, aircraft and miscellaneous vehicles, n.e.s. (including parts and accessories):</b>								
10	Number of railway cars loaded	carloads	5,056	88	-	9	-	1
11	Loaded onto railway cars in Canada	metric tonnes	98 422	1 090	-	148	759	9
12	Received from other railways in Canada	" "	2 100	165	-	-	-	-
Received from United States rail:								
13	Destined to Canadian points	" "	1 101	262	-	-	-	-
14	Destined to United States points	" "	45	32	-	-	-	32
15	<b>Total freight traffic carried(1)</b>	" "	<b>101 668</b>	<b>1 549</b>	-	<b>148</b>	-	<b>41</b>
16	Unloaded from railway cars in Canada	" "	81 064	1 196	-	148	-	-
17	Delivered to other railways in Canada	" "	11 918	118	-	-	-	9
18	Delivered to United States rail connections	" "	8 687	236	-	-	-	32
<b>562. Rubber tires and tubes:</b>								
19	Number of railway cars loaded	carloads	3,475	3,393	-	5	38	-
20	Loaded onto railway cars in Canada	metric tonnes	98 117	52 420	-	92	759	-
21	Received from other railways in Canada	" "	1 136	1 081	-	90	70	-
Received from United States rail:								
22	Destined to Canadian points	" "	7 757	409	-	-	67	-
23	Destined to United States points	" "	257	789	-	-	-	-
24	<b>Total freight traffic carried(1)</b>	" "	<b>107 267</b>	<b>54 699</b>	-	<b>182</b>	<b>896</b>	-
25	Unloaded from railway cars in Canada	" "	101 091	43 991	-	181	67	-
26	Delivered to other railways in Canada	" "	1 499	7 957	-	-	-	-
27	Delivered to United States rail connections	" "	4 677	2 751	-	-	829	-
<b>564. Communication and related equipment:</b>								
28	Number of railway cars loaded	carloads	283	227	-	-	-	-
29	Loaded onto railway cars in Canada	metric tonnes	4 873	3 790	-	-	-	-
30	Received from other railways in Canada	" "	-	-	-	-	-	-
Received from United States rail:								
31	Destined to Canadian points	" "	314	1 641	-	-	1 540	-
32	Destined to United States points	" "	-	-	-	-	-	-
33	<b>Total freight traffic carried(1)</b>	" "	<b>5 187</b>	<b>5 431</b>	-	-	<b>1 540</b>	-
34	Unloaded from railway cars in Canada	" "	5 183	5 420	-	-	1 540	-
35	Delivered to other railways in Canada	" "	5	-	-	-	-	-
36	Delivered to United States rail connections	" "	-	12	-	-	-	-
<b>566. Heating equipment:</b>								
37	Number of railway cars loaded	carloads	1,184	921	-	29	22	-
38	Loaded onto railway cars in Canada	metric tonnes	30 340	11 810	-	541	339	-
39	Received from other railways in Canada	" "	1 872	2 648	-	50	34	-
Received from United States rail:								
40	Destined to Canadian points	" "	1 278	51	-	-	93	-
41	Destined to United States points	" "	675	56	-	-	-	237
42	<b>Total freight traffic carried(1)</b>	" "	<b>34 165</b>	<b>14 565</b>	-	<b>591</b>	<b>466</b>	<b>237</b>
43	Unloaded from railway cars in Canada	" "	31 113	11 635	-	591	-	-
44	Delivered to other railways in Canada	" "	2 255	2 874	-	-	415	-
45	Delivered to United States rail connections	" "	797	56	-	-	51	237
<b>568. Air-conditioning and refrigeration equipment:</b>								
46	Number of railway cars loaded	carloads	1,421	3,878	-	-	-	-
47	Loaded onto railway cars in Canada	metric tonnes	32 823	38 004	-	-	-	-
48	Received from other railways in Canada	" "	14	4 720	-	24	-	44
Received from United States rail:								
49	Destined to Canadian points	" "	2 396	943	-	-	356	38
50	Destined to United States points	" "	2 148	288	-	-	-	1 283
51	<b>Total freight traffic carried(1)</b>	" "	<b>37 381</b>	<b>43 955</b>	-	<b>24</b>	<b>356</b>	<b>1 365</b>
52	Unloaded from railway cars in Canada	" "	30 823	35 567	-	24	345	83
53	Delivered to other railways in Canada	" "	2 778	7 814	-	-	11	-
54	Delivered to United States rail connections	" "	3 780	574	-	-	-	1 283

See footnote(s) at end of table.

TABLEAU 2. Marchandises payantes transportées par chemin de fer au Canada, 1980

Class II - Classe II				Classes III and IV	Grand total all Railways	Type de marchandise	No	
Northern Alberta	Ontario Northland	Quebec North Shore and Labrador	All other Tous autres	Classes III et IV	Total général tous chemins de fer			
<b>Produits finaux, non comestibles (charge complète):</b>								
<b>558. Véhicules automobiles routiers, n.d.a.:</b>								
68	145	404	1,677	-	40,130	wagon	Nombre de wagons chargés	1
646	679	3 739	15 752	-	781 705	tonnes métriques	Chargées sur wagons au Canada	2
918	47	-	86 064	-	117 825	" "	En provenance d'autres chemins de fer au Canada	3
-	-	-	39 124	-	106 077	" "	En provenance des Etats-Unis:	4
-	-	-	7 249	-	23 707	" "	A destination du Canada	5
-	-	-	-	-	-	" "	A destination des Etats-Unis	6
<b>1 564</b>	<b>726</b>	<b>3 739</b>	<b>148 189</b>	<b>-</b>	<b>1 029 314</b>	" "	<b>Total du trafic marchandises transportées(1)</b>	<b>6</b>
1 407	701	3 733	88 939	-	623 913	" "	Déchargées du wagon au Canada	7
157	25	5	29 633	-	118 731	" "	Remises aux autres chemins de fer au Canada	8
-	-	-	29 616	-	286 668	" "	Remises au réseau des Etats-Unis	9
<b>560. Navires et bateaux, aéronefs et véhicules divers, n.d.a. (y compris les pièces et accessoires):</b>								
1	7	-	13	-	5,175	wagon	Nombre de wagons chargés	10
46	31	-	273	-	100 019	tonnes métriques	Chargées sur wagons au Canada	11
87	40	-	196	-	2 588	" "	En provenance d'autres chemins de fer au Canada	12
-	-	-	2 235	-	3 598	" "	En provenance des Etats-Unis:	13
-	-	-	-	73	182	" "	A destination du Canada	14
-	-	-	-	-	-	" "	A destination des Etats-Unis	15
<b>133</b>	<b>71</b>	<b>-</b>	<b>2 704</b>	<b>73</b>	<b>106 387</b>	" "	<b>Total du trafic marchandises transportées(1)</b>	<b>15</b>
9	63	-	2 289	-	84 769	" "	Déchargées du wagon au Canada	16
124	8	-	147	-	12 324	" "	Remises aux autres chemins de fer au Canada	17
-	-	-	269	73	9 297	" "	Remises au réseau des Etats-Unis	18
<b>562. Pneus et chambres à air en caoutchouc:</b>								
-	-	32	245	-	7,188	wagon	Nombre de wagons chargés	19
-	-	542	5 411	-	157 341	tonnes métriques	Chargées sur wagons au Canada	20
-	-	-	9 735	-	12 176	" "	En provenance d'autres chemins de fer au Canada	21
-	-	-	2 824	-	11 057	" "	En provenance des Etats-Unis:	22
-	-	-	-	1 632	2 678	" "	A destination du Canada	23
-	-	-	-	-	-	" "	A destination des Etats-Unis	24
<b>64</b>	<b>-</b>	<b>542</b>	<b>17 970</b>	<b>1 632</b>	<b>183 252</b>	" "	<b>Total du trafic marchandises transportées(1)</b>	<b>24</b>
64	-	523	3 075	-	148 992	" "	Déchargées du wagon au Canada	25
-	-	18	9 594	-	19 068	" "	Remises aux autres chemins de fer au Canada	26
-	-	-	5 302	1 632	15 191	" "	Remises au réseau des Etats-Unis	27
<b>564. Matériel de communications et matériel connexe:</b>								
2	-	-	48	-	560	wagon	Nombre de wagons chargés	28
27	-	-	1 227	-	9 917	tonnes métriques	Chargées sur wagons au Canada	29
27	-	-	52	-	79	" "	En provenance d'autres chemins de fer au Canada	30
-	-	-	2 315	-	5 810	" "	En provenance des Etats-Unis:	31
-	-	-	-	-	-	" "	A destination du Canada	32
-	-	-	-	-	-	" "	A destination des Etats-Unis	33
<b>54</b>	<b>-</b>	<b>-</b>	<b>3 594</b>	<b>-</b>	<b>15 806</b>	" "	<b>Total du trafic marchandises transportées(1)</b>	<b>33</b>
41	-	-	2 315	-	14 499	" "	Déchargées du wagon au Canada	34
14	-	-	-	-	19	" "	Remises aux autres chemins de fer au Canada	35
-	-	-	1 279	-	1 291	" "	Remises au réseau des Etats-Unis	36
<b>566. Matériel de chauffage:</b>								
-	-	-	6	-	2,162	wagon	Nombre de wagons chargés	37
-	-	-	105	-	43 135	tonnes métriques	Chargées sur wagons au Canada	38
<b>105</b>	<b>-</b>	<b>-</b>	<b>32 609</b>	<b>-</b>	<b>37 318</b>	" "	En provenance d'autres chemins de fer au Canada	<b>39</b>
-	-	-	123	-	1 545	" "	En provenance des Etats-Unis:	40
-	-	-	-	-	968	" "	A destination du Canada	41
-	-	-	-	-	-	" "	A destination des Etats-Unis	42
<b>105</b>	<b>-</b>	<b>-</b>	<b>32 837</b>	<b>-</b>	<b>82 966</b>	" "	<b>Total du trafic marchandises transportées(1)</b>	<b>42</b>
105	-	-	30 925	-	74 369	" "	Déchargées du wagon au Canada	43
-	-	-	1 807	-	7 351	" "	Remises aux autres chemins de fer au Canada	44
-	-	-	105	-	1 246	" "	Remises au réseau des Etats-Unis	45
<b>568. Matériel de climatisation et de réfrigération:</b>								
9	-	-	55	-	5,363	wagon	Nombre de wagons chargés	46
280	-	-	1 803	-	72 910	tonnes métriques	Chargées sur wagons au Canada	47
663	-	-	2 584	-	7 549	" "	En provenance d'autres chemins de fer au Canada	48
-	-	-	221	-	3 954	" "	En provenance des Etats-Unis:	49
-	-	-	-	-	3 719	" "	A destination du Canada	50
-	-	-	-	-	-	" "	A destination des Etats-Unis	51
<b>443</b>	<b>-</b>	<b>-</b>	<b>4 608</b>	<b>-</b>	<b>88 132</b>	" "	<b>Total du trafic marchandises transportées(1)</b>	<b>51</b>
435	-	-	211	-	67 487	" "	Déchargées du wagon au Canada	52
8	-	-	2 757	-	13 368	" "	Remises aux autres chemins de fer au Canada	53
-	-	-	1 640	-	7 277	" "	Remises au réseau des Etats-Unis	54

Voir note(s) à la fin du tableau.



TABLE 2. Revenue Freight Carried by Railways Within Canada, 1980

Commodity		Class I - Classe I		Class II - Classe II			
		Canadian National Canadien National	Canadian Pacific Canadien Pacifique	Algoma Central	British Columbia Railway	Canada Southern (Consolidated Rail)	Chesapeake and Ohio
<b>End-products, inedible (C.L.):</b>							
<b>570. Plumbing equipment and fittings:</b>							
1	Number of railway cars loaded	carloads	830	279	-	2	-
2	Loaded onto railway cars in Canada	metric tonnes	20 082	3 310	-	34	-
3	Received from other railways in Canada	" "	45	212	-	27	-
	Received from United States rail:						
4	Destined to Canadian points	" "	122	223	-	-	-
5	Destined to United States points	" "	-	-	-	-	-
6	<b>Total freight traffic carried(1)</b>	" "	<b>20 249</b>	<b>3 745</b>	-	<b>61</b>	-
7	Unloaded from railway cars in Canada	" "	17 408	3 607	-	62	-
8	Delivered to other railways in Canada	" "	2 841	139	-	-	-
9	Delivered to United States rail connections	" "	-	-	-	-	-
<b>572. Electric lighting, distribution and control equipment, n.e.s.:</b>							
10	Number of railway cars loaded	carloads	360	165	-	10	-
11	Loaded onto railway cars in Canada	metric tonnes	25 101	7 864	-	419	-
12	Received from other railways in Canada	" "	340	1 324	65	903	136
	Received from United States rail:						
13	Destined to Canadian points	" "	986	367	-	-	133
14	Destined to United States points	" "	91	102	-	-	-
15	<b>Total freight traffic carried(1)</b>	" "	<b>26 518</b>	<b>9 657</b>	<b>65</b>	<b>1 322</b>	<b>269</b>
16	Unloaded from railway cars in Canada	" "	20 130	6 719	65	1 322	37
17	Delivered to other railways in Canada	" "	3 884	1 604	-	-	96
18	Delivered to United States rail connections	" "	2 504	1 334	-	-	136
135							
<b>574. Furniture and fixtures:</b>							
19	Number of railway cars loaded	carloads	3,112	4,122	-	68	1
20	Loaded onto railway cars in Canada	metric tonnes	62 868	43 534	-	1 041	5
21	Received from other railways in Canada	" "	3 621	5 284	-	8	1 991
	Received from United States rail:						
22	Destined to Canadian points	" "	16 816	5 155	-	-	386
23	Destined to United States points	" "	4 235	13 844	-	-	-
24	<b>Total freight traffic carried(1)</b>	" "	<b>87 540</b>	<b>67 617</b>	-	<b>1 049</b>	<b>2 382</b>
25	Unloaded from railway cars in Canada	" "	79 135	47 227	-	1 049	62
26	Delivered to other railways in Canada	" "	3 662	7 834	-	-	344
27	Delivered to United States rail connections	" "	4 742	12 756	-	-	1 977
18							135
391							
409							
<b>576. Electric appliances and accessories:</b>							
28	Number of railway cars loaded	carloads	4,126	1,759	-	1	5
29	Loaded onto railway cars in Canada	metric tonnes	109 108	24 114	-	16	91
30	Received from other railways in Canada	" "	409	822	-	-	-
	Received from United States rail:						
31	Destined to Canadian points	" "	4 154	1 848	-	-	1 973
32	Destined to United States points	" "	1 047	105	-	-	-
33	<b>Total freight traffic carried(1)</b>	" "	<b>114 718</b>	<b>26 889</b>	-	<b>16</b>	<b>2 064</b>
34	Unloaded from railway cars in Canada	" "	100 120	21 410	-	16	1 833
35	Delivered to other railways in Canada	" "	13 488	5 130	-	-	141
36	Delivered to United States rail connections	" "	1 110	348	-	-	91
241							
241							
<b>577. Other equipment:</b>							
37	Number of railway cars loaded	carloads	620	371	-	2	-
38	Loaded onto railway cars in Canada	metric tonnes	11 605	5 155	-	32	-
39	Received from other railways in Canada	" "	324	739	-	38	-
	Received from United States rail:						
40	Destined to Canadian points	" "	2 428	372	-	-	10
41	Destined to United States points	" "	152	-	-	-	-
42	<b>Total freight traffic carried(1)</b>	" "	<b>14 509</b>	<b>6 266</b>	-	<b>70</b>	<b>317</b>
43	Unloaded from railway cars in Canada	" "	12 137	5 697	-	70	154
44	Delivered to other railways in Canada	" "	2 049	456	-	-	10
45	Delivered to United States rail connections	" "	322	112	-	-	152
241							
241							
<b>578. Facial tissues and paper handkerchiefs:</b>							
46	Number of railway cars loaded	carloads	350	305	-	-	-
47	Loaded onto railway cars in Canada	metric tonnes	11 025	3 523	-	-	-
48	Received from other railways in Canada	" "	-	15	-	-	-
	Received from United States rail:						
49	Destined to Canadian points	" "	2 132	208	-	-	-
50	Destined to United States points	" "	7 568	694	-	-	-
51	<b>Total freight traffic carried(1)</b>	" "	<b>20 725</b>	<b>4 440</b>	-	-	-
52	Unloaded from railway cars in Canada	" "	10 590	3 406	-	-	-
53	Delivered to other railways in Canada	" "	68	308	-	-	-
54	Delivered to United States rail connections	" "	10 067	726	-	-	152
198							
198							

See footnote(s) at end of table.

TABLEAU 2. Marchandises payantes transportées par chemin de fer au Canada, 1980

Class II - Classe II				Classes III and IV	Grand total all Railways	Type de marchandise	No	
Northern Alberta	Ontario Northland	Quebec North Shore and Labrador	All other Tous autres	Classes III et IV	Total général tous chemins de fer			
<p><b>Produits finals, non comestibles (charge complète):</b>  <b>570. Matériel de plomberie et garnitures:</b></p>								
-	-	-	17	-	1,128	wagon	Nombre de wagons chargés	1
-	-	-	388	-	23 814	tonnes métriques	Chargées sur wagons au Canada	2
16	-	-	1 297	-	1 597	" "	En provenance d'autres chemins de fer au Canada	3
-	-	-	30	-	375	" "	En provenance des Etats-Unis:	
-	-	-	-	-	-	" "	A destination du Canada	4
-	-	-	-	-	-	" "	A destination des Etats-Unis	5
16	-	-	1 715	-	25 786	" "	<b>Total du trafic marchandises transportées(1)</b>	6
16	-	-	1 318	-	22 411	" "	Déchargées du wagon au Canada	7
-	-	-	9	-	2 989	" "	Remises aux autres chemins de fer au Canada	8
-	-	-	388	-	388	" "	Remises au réseau des Etats-Unis	9
<p><b>572. Matériel électrique d'éclairage de distribution et de commande:</b></p>								
-	9	-	32	-	576	wagon	Nombre de wagons chargés	10
-	173	-	742	-	34 299	tonnes métriques	Chargées sur wagons au Canada	11
75	2 292	-	2 144	-	7 279	" "	En provenance d'autres chemins de fer au Canada	12
-	-	-	339	-	1 825	" "	En provenance des Etats-Unis:	
-	-	-	35	-	363	" "	A destination du Canada	13
-	-	-	-	-	-	" "	A destination des Etats-Unis	14
75	2 465	-	3 260	-	43 766	" "	<b>Total du trafic marchandises transportées(1)</b>	15
27	562	-	1 196	-	30 058	" "	Déchargées du wagon au Canada	16
48	1 903	-	1 197	-	8 732	" "	Remises aux autres chemins de fer au Canada	17
-	-	-	868	-	4 977	" "	Remises au réseau des Etats-Unis	18
<p><b>574. Meubles et accessoires:</b></p>								
-	-	22	58	-	7,385	wagon	Nombre de wagons chargés	19
-	-	184	895	-	108 545	tonnes métriques	Chargées sur wagons au Canada	20
358	76	-	8 467	-	19 743	" "	En provenance d'autres chemins de fer au Canada	21
-	-	-	10 067	-	32 424	" "	En provenance des Etats-Unis:	
-	-	-	80	176	18 726	" "	A destination du Canada	22
-	-	-	-	-	-	" "	A destination des Etats-Unis	23
296	76	184	19 509	176	179 438	" "	<b>Total du trafic marchandises transportées(1)</b>	24
314	76	184	8 531	-	136 478	" "	Déchargées du wagon au Canada	25
32	-	-	7 425	-	19 365	" "	Remises aux autres chemins de fer au Canada	26
-	-	-	3 552	176	23 594	" "	Remises au réseau des Etats-Unis	27
<p><b>576. Appareils et accessoires électriques:</b></p>								
-	-	-	29	-	5,920	wagon	Nombre de wagons chargés	28
-	-	-	579	-	133 908	tonnes métriques	Chargées sur wagons au Canada	29
151	-	-	13 825	-	15 207	" "	En provenance d'autres chemins de fer au Canada	30
-	-	-	3 363	-	11 338	" "	En provenance des Etats-Unis:	
-	-	-	-	-	1 393	" "	A destination du Canada	31
-	-	-	-	-	-	" "	A destination des Etats-Unis	32
151	-	-	17 767	-	161 846	" "	<b>Total du trafic marchandises transportées(1)</b>	33
103	-	-	6 162	-	129 644	" "	Déchargées du wagon au Canada	34
48	-	-	11 023	-	29 830	" "	Remises aux autres chemins de fer au Canada	35
-	-	-	581	-	2 371	" "	Remises au réseau des Etats-Unis	36
<p><b>577. Autre matériel:</b></p>								
-	2	-	17	-	1,012	wagon	Nombre de wagons chargés	37
-	21	-	311	-	17 124	tonnes métriques	Chargées sur wagons au Canada	38
11	-	-	1 797	-	3 216	" "	En provenance d'autres chemins de fer au Canada	39
-	-	-	893	-	3 703	" "	En provenance des Etats-Unis:	
-	-	-	-	-	152	" "	A destination du Canada	40
-	-	-	-	-	-	" "	A destination des Etats-Unis	41
11	21	-	3 001	-	24 195	" "	<b>Total du trafic marchandises transportées(1)</b>	42
-	21	-	2 185	-	20 264	" "	Déchargées du wagon au Canada	43
11	-	-	328	-	2 854	" "	Remises aux autres chemins de fer au Canada	44
-	-	-	490	-	1 076	" "	Remises au réseau des Etats-Unis	45
<p><b>578. Papiers-mouchoirs et mouchoirs de papier:</b></p>								
-	-	-	23	-	678	wagon	Nombre de wagons chargés	46
-	-	-	622	-	15 170	tonnes métriques	Chargées sur wagons au Canada	47
38	-	-	415	-	468	" "	En provenance d'autres chemins de fer au Canada	48
-	-	-	33	-	2 373	" "	En provenance des Etats-Unis:	
-	-	-	43	-	10 503	" "	A destination du Canada	49
-	-	-	-	-	-	" "	A destination des Etats-Unis	50
38	-	-	1 113	-	28 514	" "	<b>Total du trafic marchandises transportées(1)</b>	51
38	-	-	432	-	14 466	" "	Déchargées du wagon au Canada	52
-	-	-	32	-	408	" "	Remises aux autres chemins de fer au Canada	53
-	-	-	649	-	13 640	" "	Remises au réseau des Etats-Unis	54

Voir note(s) à la fin du tableau.

TABLE 2. Revenue Freight Carried by Railways Within Canada, 1980

Commodity		Class I - Classe I		Class II - Classe II			
		Canadian National Canadien National	Canadian Pacific Canadien Pacifique	Algoma Central	British Columbia Railway	Canada Southern (Consolidated Rail)	Chesapeake and Ohio
<b>End-products, inedible (C.L.):</b>							
<b>579. Apparel and accessories, n.e.s.:</b>							
1	Number of railway cars loaded						
2	Loaded onto railway cars in Canada	carloads 29	25	-	-	-	-
3	Received from other railways in Canada	metric tonnes 816	250	-	-	-	-
3	Received from United States rail:					18	-
4	Destined to Canadian points	" " 885	-	-	-	-	-
5	Destined to United States points	" " 2 292	-	-	-	-	4 322
6	<b>Total freight traffic carried(1)</b>	" " <b>3 993</b>	<b>250</b>	-	-	<b>18</b>	<b>4 322</b>
7	Unloaded from railway cars in Canada	" " 1 610	161	-	-	-	-
8	Delivered to other railways in Canada	" " 64	18	-	-	-	-
9	Delivered to United States rail connections	" " 2 320	71	-	-	18	4 322
<b>580. Toiletries, cleaning preparations and household chemical specialties:</b>							
10	Number of railway cars loaded	carloads 3,311	4,883	-	125	-	-
11	Loaded onto railway cars in Canada	metric tonnes 105 782	142 192	-	9 359	-	-
12	Received from other railways in Canada	" " 904	1 958	-	145	-	218
12	Received from United States rail:						
13	Destined to Canadian points	" " 7 485	17 143	-	-	7 413	199
14	Destined to United States points	" " 6 364	107	-	-	-	229
15	<b>Total freight traffic carried(1)</b>	" " <b>120 535</b>	<b>161 400</b>	-	<b>9 504</b>	<b>7 413</b>	<b>646</b>
16	Unloaded from railway cars in Canada	" " 109 531	124 786	-	9 504	18	218
17	Delivered to other railways in Canada	" " 4 478	36 507	-	-	7 394	199
18	Delivered to United States rail connections	" " 6 527	107	-	-	-	229
<b>582. Paper napkins, towels and toilet paper:</b>							
19	Number of railway cars loaded	carloads 3,528	1,205	-	1	-	-
20	Loaded onto railway cars in Canada	metric tonnes 81 700	16 502	-	14	-	-
21	Received from other railways in Canada	" " 54	963	-	92	3 367	-
21	Received from United States rail:						
22	Destined to Canadian points	" " 4 893	5 147	-	-	286	-
23	Destined to United States points	" " 12 224	12 851	-	-	-	10 039
24	<b>Total freight traffic carried(1)</b>	" " <b>98 871</b>	<b>35 463</b>	-	<b>106</b>	<b>3 653</b>	<b>10 039</b>
25	Unloaded from railway cars in Canada	" " 78 655	17 898	-	105	-	-
26	Delivered to other railways in Canada	" " 4 479	3 488	-	-	286	-
27	Delivered to United States rail connections	" " 15 739	14 078	-	-	3 367	10 039
<b>584. Tableware, paper:</b>							
28	Number of railway cars loaded	carloads 645	540	-	-	-	-
29	Loaded onto railway cars in Canada	metric tonnes 18 609	6 285	-	-	-	-
30	Received from other railways in Canada	" " 3 960	1 538	-	-	119	-
30	Received from United States rail:						
31	Destined to Canadian points	" " 3 435	1 088	-	-	-	-
32	Destined to United States points	" " 18 326	4 799	-	-	-	2 298
33	<b>Total freight traffic carried(1)</b>	" " <b>44 330</b>	<b>13 710</b>	-	-	<b>119</b>	<b>2 298</b>
34	Unloaded from railway cars in Canada	" " 10 326	4 227	-	-	-	-
35	Delivered to other railways in Canada	" " 5 684	4 339	-	-	-	-
36	Delivered to United States rail connections	" " 28 319	5 144	-	-	119	2 298
<b>586. Kitchen utensils, cutlery and tableware, n.e.s. (excluding silverware):</b>							
37	Number of railway cars loaded	carloads 11	313	-	2	-	-
38	Loaded onto railway cars in Canada	metric tonnes 345	3 844	-	36	-	-
39	Received from other railways in Canada	" " 477	42	-	-	-	-
39	Received from United States rail:						
40	Destined to Canadian points	" " 1 005	75	-	-	18	-
41	Destined to United States points	" " 45	-	-	-	-	1 204
42	<b>Total freight traffic carried(1)</b>	" " <b>1 872</b>	<b>3 961</b>	-	<b>36</b>	<b>18</b>	<b>1 204</b>
43	Unloaded from railway cars in Canada	" " 1 827	3 742	-	36	18	-
44	Delivered to other railways in Canada	" " -	-	-	-	-	-
45	Delivered to United States rail connections	" " 45	219	-	-	-	1 204
<b>588. Household and personal equipment, n.e.s.:</b>							
46	Number of railway cars loaded	carloads 5,465	2,201	-	9	254	-
47	Loaded onto railway cars in Canada	metric tonnes 159 773	28 785	-	154	3 028	-
48	Received from other railways in Canada	" " 889	14 710	-	-	54	-
48	Received from United States rail:						
49	Destined to Canadian points	" " 4 183	2 488	-	-	-	59
50	Destined to United States points	" " 2 546	3 101	-	-	-	3 558
51	<b>Total freight traffic carried(1)</b>	" " <b>167 391</b>	<b>49 084</b>	-	<b>154</b>	<b>3 082</b>	<b>3 615</b>
52	Unloaded from railway cars in Canada	" " 101 866	43 977	-	154	-	-
53	Delivered to other railways in Canada	" " 54 349	1 244	-	-	-	59
54	Delivered to United States rail connections	" " 11 177	3 864	-	-	3 083	3 558

See footnote(s) at end of table.

TABLEAU 2. Marchandises payantes transportées par chemin de fer au Canada, 1980

Class II - Classe II				Classes III and IV	Grand total all Railways	Type de marchandise	No	
Northern Alberta	Ontario Northland	Quebec North Shore and Labrador	All other Tous autres					Classes III et IV
						<b>Produits finis, non comestibles (charge complète):</b>		
						<b>579. Vêtement et accessoires, n.d.a.:</b>		
			21	-	75	wagon	Nombre de wagons chargés	1
			548	-	1 614	tonnes métriques	Chargées sur wagons au Canada	2
			189	-	207	" "	En provenance d'autres chemins de fer au Canada	3
						" "	En provenance des Etats-Unis:	
			2 931	-	3 816	" "	A destination du Canada	4
			56	-	6 670	" "	A destination des Etats-Unis	5
			<b>3 724</b>	-	<b>12 307</b>	" "	<b>Total du trafic marchandises transportées(1)</b>	<b>6</b>
			3 088	-	4 859	" "	Déchargées du wagon au Canada	7
			32	-	114	" "	Remises aux autres chemins de fer au Canada	8
			605	-	7 336	" "	Remises au réseau des Etats-Unis	9
						<b>580. Articles de toilette, préparation de nettoyage et spécialités chimiques:</b>		
		1	6	-	8 326	wagon	Nombre de wagons chargés	10
		27	201	-	257 561	tonnes métriques	Chargées sur wagons au Canada	11
220			47 961	-	51 406	" "	En provenance d'autres chemins de fer au Canada	12
						" "	En provenance des Etats-Unis:	
			8 367	-	40 607	" "	A destination du Canada	13
			-	-	6 700	" "	A destination des Etats-Unis	14
220		27	<b>56 529</b>	-	<b>356 274</b>	" "	<b>Total du trafic marchandises transportées(1)</b>	<b>15</b>
220		27	38 320	-	282 624	" "	Déchargées du wagon au Canada	16
			18 085	-	66 663	" "	Remises aux autres chemins de fer au Canada	17
			125	-	6 988	" "	Remises au réseau des Etats-Unis	18
						<b>582. Serviettes en papier serviettes et papier de toilette:</b>		
			2	-	4 736	wagon	Nombre de wagons chargés	19
			60	-	98 276	tonnes métriques	Chargées sur wagons au Canada	20
35	20		4 647	-	9 196	" "	En provenance d'autres chemins de fer au Canada	21
						" "	En provenance des Etats-Unis:	
			673	-	10 999	" "	A destination du Canada	22
			474	-	35 588	" "	A destination des Etats-Unis	23
35	20		<b>5 854</b>	-	<b>154 059</b>	" "	<b>Total du trafic marchandises transportées(1)</b>	<b>24</b>
			3 786	-	100 468	" "	Déchargées du wagon au Canada	25
	20		1 849	-	10 150	" "	Remises aux autres chemins de fer au Canada	26
			219	-	43 442	" "	Remises au réseau des Etats-Unis	27
						<b>584. Articles de table en papier:</b>		
			2	-	1,187	wagon	Nombre de wagons chargés	28
			44	-	24 938	tonnes métriques	Chargées sur wagons au Canada	29
			3 688	-	9 305	" "	En provenance d'autres chemins de fer au Canada	30
						" "	En provenance des Etats-Unis:	
			-	-	4 523	" "	A destination du Canada	31
			278	-	25 701	" "	A destination des Etats-Unis	32
			<b>4 010</b>	-	<b>64 467</b>	" "	<b>Total du trafic marchandises transportées(1)</b>	<b>33</b>
			1 715	-	16 268	" "	Déchargées du wagon au Canada	34
			2 235	-	12 258	" "	Remises aux autres chemins de fer au Canada	35
			60	-	35 940	" "	Remises au réseau des Etats-Unis	36
						<b>586. Articles de cuisine, coutellerie et articles de table, n.d.a. (sauf l'argenterie):</b>		
			78	-	404	wagon	Nombre de wagons chargés	37
			802	-	5 027	tonnes métriques	Chargées sur wagons au Canada	38
					519	" "	En provenance d'autres chemins de fer au Canada	39
						" "	En provenance des Etats-Unis:	
			1 850	-	2 948	" "	A destination du Canada	40
			-	-	1 249	" "	A destination des Etats-Unis	41
			<b>2 652</b>	-	<b>9 743</b>	" "	<b>Total du trafic marchandises transportées(1)</b>	<b>42</b>
			1 850	-	7 473	" "	Déchargées du wagon au Canada	43
			640	-	640	" "	Remises aux autres chemins de fer au Canada	44
			162	-	1 630	" "	Remises au réseau des Etats-Unis	45
						<b>588. Articles ménagers et personnels, n.d.a.:</b>		
2	17	96	741	-	8,785	wagon	Nombre de wagons chargés	46
13	157	827	8 303	-	201 045	tonnes métriques	Chargées sur wagons au Canada	47
121			20 941	-	36 725	" "	En provenance d'autres chemins de fer au Canada	48
						" "	En provenance des Etats-Unis:	
			4 092	-	10 822	" "	A destination du Canada	49
			1 843	-	11 046	" "	A destination des Etats-Unis	50
140	157	827	<b>35 179</b>	-	<b>259 638</b>	" "	<b>Total du trafic marchandises transportées(1)</b>	<b>51</b>
			1 850	-	7 473	" "	Déchargées du wagon au Canada	52
93	148	818	22 444	-	169 500	" "	Remises aux autres chemins de fer au Canada	53
55	9	9	11 072	-	66 797	" "	Remises au réseau des Etats-Unis	54
			1 664	-	23 344	" "		

Voir note(s) à la fin du tableau.



TABLE 2. Revenue Freight Carried by Railways Within Canada, 1980

No.	Commodity		Class I - Classe I		Class II - Classe II			
			Canadian National	Canadian Pacific	Algoma Central	British Columbia Railway	Canada Southern (Consolidated Rail)	Chesapeake and Ohio
			Canadien National	Canadien Pacifique				
<b>End-products, inedible (C.L.):</b>								
<b>590. Medicinal and pharmaceutical products and supplies, including ophthalmic goods and orthopaedic appliances:</b>								
1	Number of railway cars loaded	carloads	3,037	160	-	6	-	-
2	Loaded onto railway cars in Canada	metric tonnes	51 915	3 400	-	249	-	-
3	Received from other railways in Canada	" "	-	264	-	-	-	-
	Received from United States rail:							
4	Destined to Canadian points	" "	887	578	-	-	39	-
5	Destined to United States points	" "	503	57	-	-	-	80
6	<b>Total freight traffic carried(1)</b>	" "	<b>53 305</b>	<b>4 299</b>	-	<b>249</b>	<b>39</b>	<b>80</b>
7	Unloaded from railway cars in Canada	" "	41 583	2 847	-	249	39	-
8	Delivered to other railways in Canada	" "	10 403	1 395	-	-	-	-
9	Delivered to United States rail connections	" "	1 319	57	-	-	-	80
<b>592. Printed matter:</b>								
10	Number of railway cars loaded	carloads	104	299	-	-	-	-
11	Loaded onto railway cars in Canada	metric tonnes	3 250	7 151	-	-	-	-
12	Received from other railways in Canada	" "	45	648	-	-	304	-
	Received from United States rail:							
13	Destined to Canadian points	" "	2 544	1 706	-	-	172	-
14	Destined to United States points	" "	1 471	57	-	-	-	-
15	<b>Total freight traffic carried(1)</b>	" "	<b>7 310</b>	<b>9 562</b>	-	-	<b>476</b>	-
16	Unloaded from railway cars in Canada	" "	5 766	6 376	-	-	151	-
17	Delivered to other railways in Canada	" "	-	1 618	-	-	21	-
18	Delivered to United States rail connections	" "	1 543	1 569	-	-	304	-
<b>594. Stationery supplies, photographic goods, musical instruments and recreational supplies:</b>								
19	Number of railway cars loaded	carloads	91	206	-	-	-	-
20	Loaded onto railway cars in Canada	metric tonnes	2 116	2 787	-	-	-	-
21	Received from other railways in Canada	" "	37	597	-	-	45	-
	Received from United States rail:							
22	Destined to Canadian points	" "	3 115	1 196	-	-	465	-
23	Destined to United States points	" "	18 898	3 149	-	-	-	557
24	<b>Total freight traffic carried(1)</b>	" "	<b>24 166</b>	<b>7 729</b>	-	-	<b>510</b>	<b>557</b>
25	Unloaded from railway cars in Canada	" "	3 151	4 440	-	-	34	-
26	Delivered to other railways in Canada	" "	1 363	74	-	-	432	-
27	Delivered to United States rail connections	" "	19 651	3 214	-	-	45	557
<b>596. Firearms, weapons, and ammunition:</b>								
28	Number of railway cars loaded	carloads	425	112	-	1	-	-
29	Loaded onto railway cars in Canada	metric tonnes	18 263	3 554	-	9	-	-
30	Received from other railways in Canada	" "	537	2 253	-	40	-	-
	Received from United States rail:							
31	Destined to Canadian points	" "	1 677	110	-	-	-	-
32	Destined to United States points	" "	-	-	-	-	-	-
33	<b>Total freight traffic carried(1)</b>	" "	<b>20 477</b>	<b>5 917</b>	-	<b>49</b>	-	-
34	Unloaded from railway cars in Canada	" "	17 898	5 453	-	49	-	-
35	Delivered to other railways in Canada	" "	2 237	464	-	-	-	-
36	Delivered to United States rail connections	" "	343	-	-	-	-	-
<b>598. Prefabricated buildings and structures:</b>								
37	Number of railway cars loaded	carloads	347	1,103	-	-	-	1
38	Loaded onto railway cars in Canada	metric tonnes	9 976	17 330	-	-	-	11
39	Received from other railways in Canada	" "	1 423	92	-	-	11	23
	Received from United States rail:							
40	Destined to Canadian points	" "	150	211	-	-	-	-
41	Destined to United States points	" "	-	31	-	-	-	-
42	<b>Total freight traffic carried(1)</b>	" "	<b>11 549</b>	<b>17 664</b>	-	-	<b>11</b>	<b>34</b>
43	Unloaded from railway cars in Canada	" "	10 443	15 888	-	-	-	-
44	Delivered to other railways in Canada	" "	907	953	-	-	-	11
45	Delivered to United States rail connections	" "	200	823	-	-	11	23
<b>600. Miscellaneous products, n.e.s.:</b>								
46	Number of railway cars loaded	carloads	67	3,264	-	2	-	-
47	Loaded onto railway cars in Canada	metric tonnes	2 685	26 793	-	36	-	-
48	Received from other railways in Canada	" "	-	911	-	-	15	-
	Received from United States rail:							
49	Destined to Canadian points	" "	163	246	-	-	825	-
50	Destined to United States points	" "	-	53	-	-	-	-
51	<b>Total freight traffic carried(1)</b>	" "	<b>2 848</b>	<b>28 003</b>	-	<b>36</b>	<b>844</b>	-
52	Unloaded from railway cars in Canada	" "	2 610	27 832	-	36	-	-
53	Delivered to other railways in Canada	" "	171	102	-	-	828	-
54	Delivered to United States rail connections	" "	68	69	-	-	16	-

See footnote(s) at end of table.

TABLÉAU 2. Marchandises payantes transportées par chemin de fer au Canada, 1980

Class II - Classe II				Classes III and IV	Grand total all Railways	Type de marchandise	No	
Northern Alberta	Ontario Northland	Quebec North Shore and Labrador	All other Tous autres	Classes III et IV	Total général tous chemins de fer			
						<b>Produits finals, non comestibles (charge complète):</b>		
			19	-	3 222	wagon	Nombre de wagons chargés	1
			172	-	55 736	tonnes métriques	Chargées sur wagons au Canada	2
68			10 376	-	10 708	" "	En provenance d'autres chemins de fer au Canada	3
			85	-	1 589	" "	En provenance des Etats-Unis:	
			-	-	640	" "	A destination du Canada	4
			-	-	-	" "	A destination des Etats-Unis	5
68			10 633	-	68 673	" "	<b>Total du trafic marchandises transportées(1)</b>	6
68			10 270	-	55 056	" "	Déchargées du wagon au Canada	7
			335	-	12 133	" "	Remises aux autres chemins de fer au Canada	8
			28	-	1 484	" "	Remises au réseau des Etats-Unis	9
							<b>592. imprimés:</b>	
			6	-	409	wagon	Nombre de wagons chargés	10
			148	-	10 549	tonnes métriques	Chargées sur wagons au Canada	11
			1 380	-	2 377	" "	En provenance d'autres chemins de fer au Canada	12
			3 647	-	8 069	" "	En provenance des Etats-Unis:	13
			-	-	1 528	" "	A destination du Canada	14
			-	-	-	" "	A destination des Etats-Unis	15
			5 175	-	22 523	" "	<b>Total du trafic marchandises transportées(1)</b>	15
			4 965	-	17 258	" "	Déchargées du wagon au Canada	16
			62	-	1 701	" "	Remises aux autres chemins de fer au Canada	17
			148	-	3 564	" "	Remises au réseau des Etats-Unis	18
							<b>594. Papeterie, articles de photographie, instruments de musique et articles récréatifs:</b>	
			74	-	371	wagon	Nombre de wagons chargés	19
			1 419	-	6 322	tonnes métriques	Chargées sur wagons au Canada	20
			648	-	1 327	" "	En provenance d'autres chemins de fer au Canada	21
			3 179	-	7 955	" "	En provenance des Etats-Unis:	22
			33	-	22 637	" "	A destination du Canada	23
			-	-	-	" "	A destination des Etats-Unis	24
			5 279	-	38 241	" "	<b>Total du trafic marchandises transportées(1)</b>	24
			3 315	-	10 940	" "	Déchargées du wagon au Canada	25
			513	-	2 382	" "	Remises aux autres chemins de fer au Canada	26
			1 452	-	24 919	" "	Remises au réseau des Etats-Unis	27
							<b>596. Armes à feu, armes et munitions:</b>	
			-	-	538	wagon	Nombre de wagons chargés	28
			-	-	21 826	tonnes métriques	Chargées sur wagons au Canada	29
74			74	-	2 978	" "	En provenance d'autres chemins de fer au Canada	30
			867	-	2 654	" "	En provenance des Etats-Unis:	31
			-	-	-	" "	A destination du Canada	32
			-	-	-	" "	A destination des Etats-Unis	33
74			941	-	27 458	" "	<b>Total du trafic marchandises transportées(1)</b>	33
			103	-	23 503	" "	Déchargées du wagon au Canada	34
74			763	-	3 538	" "	Remises aux autres chemins de fer au Canada	35
			74	-	417	" "	Remises au réseau des Etats-Unis	36
							<b>598. Bâtiments et ouvrages préfabriqués:</b>	
10	6	3	4	-	1 474	wagon	Nombre de wagons chargés	37
171	75	10	98	-	27 671	tonnes métriques	Chargées sur wagons au Canada	38
1 645	65	-	559	-	3 818	" "	En provenance d'autres chemins de fer au Canada	39
			151	-	512	" "	En provenance des Etats-Unis:	40
			-	-	31	" "	A destination du Canada	41
			-	-	-	" "	A destination des Etats-Unis	42
1 816	140	10	808	-	32 032	" "	<b>Total du trafic marchandises transportées(1)</b>	42
1 559	141	10	199	-	28 240	" "	Déchargées du wagon au Canada	43
257	-	-	529	-	2 657	" "	Remises aux autres chemins de fer au Canada	44
-	-	-	80	-	1 137	" "	Remises au réseau des Etats-Unis	45
							<b>600. Produits divers, n.d.a.:</b>	
			26	-	3 359	wagon	Nombre de wagons chargés	46
			108	-	29 622	tonnes métriques	Chargées sur wagons au Canada	47
14			1 710	-	2 651	" "	En provenance d'autres chemins de fer au Canada	48
			14	-	1 251	" "	En provenance des Etats-Unis:	49
			-	-	53	" "	A destination du Canada	50
			-	-	-	" "	A destination des Etats-Unis	51
14			1 832	-	33 577	" "	<b>Total du trafic marchandises transportées(1)</b>	51
14			877	-	31 369	" "	Déchargées du wagon au Canada	52
			894	-	1 995	" "	Remises aux autres chemins de fer au Canada	53
			61	-	214	" "	Remises au réseau des Etats-Unis	54

Voir note(s) à la fin du tableau.

TABLE 2. Revenue Freight Carried by Railways Within Canada, 1980

Commodity		Class I - Classe I		Class II - Classe II				
		Canadian National Canadien National	Canadian Pacific Canadien Pacifique	Algoma Central	British Columbia Railway	Canada Southern (Consolidated Rail)	Chesapeake and Ohio	
<b>End-products, inedible (C.L.)</b>								
<b>602. Metal containers:</b>								
1	Number of railway cars loaded		562	2 766	-	3	25	8
2	Loaded onto railway cars in Canada	carloads	15 448	44 038	-	54	706	269
3	Received from other railways in Canada	metric tonnes	185	5 345	-	36	-	175
4	Received from United States rail:	" "						
5	Destined to Canadian points	" "	2 524	552	-	-	485	36
6	Destined to United States points	" "	154	67	-	-	-	84
6	<b>Total freight traffic carried(1)</b>	" "	<b>18 311</b>	<b>50 002</b>	-	<b>90</b>	<b>1 191</b>	<b>564</b>
7	Unloaded from railway cars in Canada	" "	15 825	37 397	-	91	-	322
8	Delivered to other railways in Canada	" "	1 410	11 542	-	-	492	81
9	Delivered to United States rail connections	" "	1 077	1 063	-	-	699	161
<b>604. Glass containers:</b>								
10	Number of railway cars loaded	carloads	486	1 905	-	-	-	-
11	Loaded onto railway cars in Canada	metric tonnes	14 887	35 322	-	-	-	-
12	Received from other railways in Canada	" "	160	1 400	-	-	491	-
13	Received from United States rail:	" "						
14	Destined to Canadian points	" "	699	1 409	-	-	1 103	-
15	Destined to United States points	" "	-	-	-	-	-	190
15	<b>Total freight traffic carried(1)</b>	" "	<b>15 686</b>	<b>38 131</b>	-	-	<b>1 594</b>	<b>190</b>
16	Unloaded from railway cars in Canada	" "	14 769	38 080	-	-	1 050	-
17	Delivered to other railways in Canada	" "	91	36	-	-	54	-
18	Delivered to United States rail connections	" "	826	15	-	-	491	190
<b>606. Bags, paper:</b>								
19	Number of railway cars loaded	carloads	187	96	-	4	-	-
20	Loaded onto railway cars in Canada	metric tonnes	5 622	1 985	-	223	-	-
21	Received from other railways in Canada	" "	199	307	-	-	-	-
22	Received from United States rail:	" "						
23	Destined to Canadian points	" "	130	980	-	-	109	-
24	Destined to United States points	" "	142	1 359	-	-	-	784
24	<b>Total freight traffic carried(1)</b>	" "	<b>6 093</b>	<b>4 631</b>	-	<b>223</b>	<b>109</b>	<b>784</b>
25	Unloaded from railway cars in Canada	" "	4 672	2 594	-	223	-	-
26	Delivered to other railways in Canada	" "	461	402	-	-	109	-
27	Delivered to United States rail connections	" "	960	1 635	-	-	-	784
<b>608. Other paper containers:</b>								
28	Number of railway cars loaded	carloads	608	744	-	-	-	-
29	Loaded onto railway cars in Canada	metric tonnes	14 616	8 417	-	-	-	-
30	Received from other railways in Canada	" "	2 840	2 411	-	-	24	-
31	Received from United States rail:	" "						
32	Destined to Canadian points	" "	5 066	533	-	-	451	49
33	Destined to United States points	" "	16 601	189	-	-	-	184
33	<b>Total freight traffic carried(1)</b>	" "	<b>39 123</b>	<b>11 550</b>	-	-	<b>475</b>	<b>233</b>
34	Unloaded from railway cars in Canada	" "	19 059	10 185	-	-	100	49
35	Delivered to other railways in Canada	" "	1 823	821	-	-	351	-
36	Delivered to United States rail connections	" "	18 240	544	-	-	24	184
<b>610. Wooden containers:</b>								
37	Number of railway cars loaded	carloads	102	111	-	-	-	4
38	Loaded onto railway cars in Canada	metric tonnes	2 898	1 862	-	-	-	63
39	Received from other railways in Canada	" "	246	167	-	-	-	-
40	Received from United States rail:	" "						
41	Destined to Canadian points	" "	2 800	969	-	-	691	43
42	Destined to United States points	" "	45	124	-	-	-	266
42	<b>Total freight traffic carried(1)</b>	" "	<b>5 989</b>	<b>3 122</b>	-	-	<b>691</b>	<b>372</b>
43	Unloaded from railway cars in Canada	" "	5 613	2 704	-	-	675	43
44	Delivered to other railways in Canada	" "	64	82	-	-	16	63
45	Delivered to United States rail connections	" "	313	337	-	-	-	266
<b>612. Shipping and distribution containers and closures, n.e.s. (not C.O.F.C.):</b>								
46	Number of railway cars loaded	carloads	6 979	2 180	-	-	29	40
47	Loaded onto railway cars in Canada	metric tonnes	133 912	25 545	-	-	479	171
48	Received from other railways in Canada	" "	2 885	537	-	-	3 368	50
49	Received from United States rail:	" "						
50	Destined to Canadian points	" "	41 794	4 257	-	-	2 085	841
51	Destined to United States points	" "	4 389	2 871	-	-	-	5 371
51	<b>Total freight traffic carried(1)</b>	" "	<b>182 980</b>	<b>33 210</b>	-	-	<b>5 932</b>	<b>6 083</b>
52	Unloaded from railway cars in Canada	" "	115 972	12 479	-	-	1 667	376
53	Delivered to other railways in Canada	" "	1 539	2 056	-	-	445	134
54	Delivered to United States rail connections	" "	65 469	18 674	-	-	3 620	5 552

See footnote(s) at end of table.

TABLEAU 2. Marchandises payantes transportées par chemin de fer au Canada, 1980

Class II - Classe II				Classes III and IV	Grand total all Railways	Type de marchandise	No	
Northern Alberta	Ontario Northland	Quebec North Shore and Labrador	All other Tous autres					Classes III et IV
<p><b>Produits finals, non comestibles (charge complète):</b>  <b>602. Conteneurs en métal:</b></p>								
-	-	-	10	-	3 374	wagon	Nombre de wagons chargés	1
-	-	-	173	-	60 688	tonnes métriques	Chargées sur wagons au Canada	2
329	62	-	13 033	-	19 165	" "	En provenance d'autres chemins de fer au Canada	3
-	-	-	1 219	-	4 816	" "	En provenance des Etats-Unis:	
-	-	-	-	81	386	" "	A destination du Canada	4
-	-	-	-	-	-	" "	A destination des Etats-Unis	5
<b>329</b>	<b>62</b>	<b>-</b>	<b>14 425</b>	<b>81</b>	<b>85 055</b>	<b>" "</b>	<b>Total du trafic marchandises transportées(1)</b>	<b>6</b>
139	9	-	2 769	-	56 552	" "	Déchargées du wagon au Canada	7
191	53	-	11 576	-	25 345	" "	Remises aux autres chemins de fer au Canada	8
-	-	-	80	81	3 161	" "	Remises au réseau des Etats-Unis	9
<p><b>604. Contenants de verre:</b></p>								
-	-	-	22	-	2 413	wagon	Nombre de wagons chargés	10
-	-	-	549	-	50 758	tonnes métriques	Chargées sur wagons au Canada	11
34	-	-	136	-	2 161	" "	En provenance d'autres chemins de fer au Canada	12
-	-	-	1 148	-	4 359	" "	En provenance des Etats-Unis:	
-	-	-	-	-	190	" "	A destination du Canada	13
-	-	-	-	-	-	" "	A destination des Etats-Unis	14
<b>34</b>	<b>-</b>	<b>-</b>	<b>1 833</b>	<b>-</b>	<b>57 468</b>	<b>" "</b>	<b>Total du trafic marchandises transportées(1)</b>	<b>15</b>
-	-	-	204	-	54 103	" "	Déchargées du wagon au Canada	16
34	-	-	1 349	-	1 564	" "	Remises aux autres chemins de fer au Canada	17
-	-	-	280	-	1 802	" "	Remises au réseau des Etats-Unis	18
<p><b>606. Sacs en papier:</b></p>								
-	-	-	5	-	292	wagon	Nombre de wagons chargés	19
-	-	-	90	-	7 920	tonnes métriques	Chargées sur wagons au Canada	20
-	50	-	479	-	1 035	" "	En provenance d'autres chemins de fer au Canada	21
-	-	-	25	-	1 244	" "	En provenance des Etats-Unis:	
-	-	-	161	-	2 466	" "	A destination du Canada	22
-	-	-	-	-	-	" "	A destination des Etats-Unis	23
-	<b>50</b>	<b>-</b>	<b>775</b>	<b>-</b>	<b>12 665</b>	<b>" "</b>	<b>Total du trafic marchandises transportées(1)</b>	<b>24</b>
-	50	-	345	-	7 884	" "	Déchargées du wagon au Canada	25
-	-	-	394	-	1 366	" "	Remises aux autres chemins de fer au Canada	26
-	-	-	36	-	3 415	" "	Remises au réseau des Etats-Unis	27
<p><b>608. Autres contenants de papier:</b></p>								
-	82	14	54	-	1 502	wagon	Nombre de wagons chargés	28
-	1 772	83	981	-	25 869	tonnes métriques	Chargées sur wagons au Canada	29
-	892	-	664	-	6 831	" "	En provenance d'autres chemins de fer au Canada	30
-	-	-	3 258	-	9 357	" "	En provenance des Etats-Unis:	
-	-	-	-	-	16 974	" "	A destination du Canada	31
-	-	-	-	-	-	" "	A destination des Etats-Unis	32
-	<b>2 664</b>	<b>83</b>	<b>4 903</b>	<b>-</b>	<b>59 031</b>	<b>" "</b>	<b>Total du trafic marchandises transportées(1)</b>	<b>33</b>
-	313	83	2 834	-	32 623	" "	Déchargées du wagon au Canada	34
-	2 351	-	2 045	-	7 391	" "	Remises aux autres chemins de fer au Canada	35
-	-	-	24	-	19 016	" "	Remises au réseau des Etats-Unis	36
<p><b>610. Contenants en bois:</b></p>								
-	3	-	2	-	222	wagon	Nombre de wagons chargés	37
-	22	-	31	-	4 876	tonnes métriques	Chargées sur wagons au Canada	38
43	-	-	152	-	608	" "	En provenance d'autres chemins de fer au Canada	39
-	-	-	391	-	4 894	" "	En provenance des Etats-Unis:	
-	-	-	-	-	435	" "	A destination du Canada	40
-	-	-	-	-	-	" "	A destination des Etats-Unis	41
<b>43</b>	<b>22</b>	<b>-</b>	<b>574</b>	<b>-</b>	<b>10 813</b>	<b>" "</b>	<b>Total du trafic marchandises transportées(1)</b>	<b>42</b>
-	22	-	519	-	9 576	" "	Déchargées du wagon au Canada	43
43	-	-	46	-	314	" "	Remises aux autres chemins de fer au Canada	44
-	-	-	9	-	925	" "	Remises au réseau des Etats-Unis	45
<p><b>612. Contenants et conteneurs de livraison et d'expédition, n.d.a. (autres que rail-route):</b></p>								
-	2	-	229	-	9 429	wagon	Nombre de wagons chargés	46
-	11	-	1 665	-	161 783	tonnes métriques	Chargées sur wagons au Canada	47
-	-	-	2 053	-	8 888	" "	En provenance d'autres chemins de fer au Canada	48
-	-	-	2 087	-	50 734	" "	En provenance des Etats-Unis:	
-	-	-	823	-	13 454	" "	A destination du Canada	49
-	-	-	-	-	-	" "	A destination des Etats-Unis	50
15	11	-	<b>6 628</b>	<b>-</b>	<b>234 859</b>	<b>" "</b>	<b>Total du trafic marchandises transportées(1)</b>	<b>51</b>
-	11	-	2 673	-	133 178	" "	Déchargées du wagon au Canada	52
15	-	-	1 408	-	5 617	" "	Remises aux autres chemins de fer au Canada	53
-	-	-	2 549	-	96 064	" "	Remises au réseau des Etats-Unis	54

Voir note(s) à la fin du tableau



TABLE 2. Revenue Freight Carried by Railways Within Canada, 1980

No.	Commodity		Class I - Classe I		Class II - Classe II			
			Canadian National Canadien National	Canadian Pacific Canadien Pacifique	Algoma Central	British Columbia Railway	Canadian Southern (Consolidated Rail)	Chesapeake and Other
<b>End-products, inedible (C.L.):</b>								
<b>614. Containers and closures, n.e.s. (not C.O.F.C.):</b>								
1	Number of railway cars loaded	carloads	5	-	-	8	-	-
2	Loaded onto railway cars in Canada	metric tonnes	191	-	-	141	-	-
3	Received from other railways in Canada	" "	-	-	-	108	-	-
4	Received from United States rail:							
5	Destined to Canadian points	" "	-	-	-	-	-	-
6	Destined to United States points	" "	-	-	-	-	-	-
6	<b>Total freight traffic carried(1)</b>	" "	<b>191</b>	<b>-</b>	<b>-</b>	<b>249</b>	<b>-</b>	<b>-</b>
7	Unloaded from railway cars in Canada	" "	191	-	-	249	-	-
8	Delivered to other railways in Canada	" "	-	-	-	-	-	-
9	Delivered to United States rail connections	" "	-	-	-	-	-	-
<b>616. Paper end products:</b>								
10	Number of railway cars loaded	carloads	2 670	1 054	-	-	-	-
11	Loaded onto railway cars in Canada	metric tonnes	77 792	16 880	-	-	-	-
12	Received from other railways in Canada	" "	7 650	670	-	-	-	-
13	Received from United States rail:							
14	Destined to Canadian points	" "	7 393	1 765	-	-	332	71
15	Destined to United States points	" "	92	134	-	-	-	114
15	<b>Total freight traffic carried(1)</b>	" "	<b>92 927</b>	<b>19 449</b>	<b>-</b>	<b>-</b>	<b>332</b>	<b>185</b>
16	Unloaded from railway cars in Canada	" "	72 248	17 888	-	-	-	-
17	Delivered to other railways in Canada	" "	19 961	823	-	-	332	71
18	Delivered to United States rail connections	" "	718	739	-	-	-	114
<b>618 Plastic end products:</b>								
19	Number of railway cars loaded	carloads	243	1 779	-	-	-	-
20	Loaded onto railway cars in Canada	metric tonnes	6 805	23 014	-	-	-	-
21	Received from other railways in Canada	" "	2 067	673	-	-	322	75
22	Received from United States rail:							
23	Destined to Canadian points	" "	2 286	348	-	-	155	90
24	Destined to United States points	" "	112	133	-	-	-	155
24	<b>Total freight traffic carried(1)</b>	" "	<b>11 270</b>	<b>24 168</b>	<b>-</b>	<b>-</b>	<b>477</b>	<b>155</b>
25	Unloaded from railway cars in Canada	" "	10 339	18 141	-	-	111	75
26	Delivered to other railways in Canada	" "	696	4 094	-	-	44	80
27	Delivered to United States rail connections	" "	235	1 934	-	-	322	80
<b>620. Remaining end products:</b>								
28	Number of railway cars loaded	carloads	154	338	-	2	-	35
29	Loaded onto railway cars in Canada	metric tonnes	6 406	6 180	-	103	-	721
30	Received from other railways in Canada	" "	45	663	-	-	70	-
31	Received from United States rail:							
32	Destined to Canadian points	" "	2 177	3 524	-	-	1 269	-
33	Destined to United States points	" "	66	43	-	-	-	122
33	<b>Total freight traffic carried(1)</b>	" "	<b>6 684</b>	<b>10 410</b>	<b>-</b>	<b>103</b>	<b>1 339</b>	<b>843</b>
34	Unloaded from railway cars in Canada	" "	3 756	9 564	-	103	-	-
35	Delivered to other railways in Canada	" "	134	551	-	-	1 269	721
36	Delivered to United States rail connections	" "	4 804	295	-	-	70	122
<b>995. Total:</b>								
37	Number of railway cars loaded	carloads	114 401	85 347	70	1 163	1 652	1 413
38	Loaded onto railway cars in Canada	metric tonnes	2 741 287	1 490 612	1 109	36 553	28 873	36 531
39	Received from other railways in Canada	" "	172 743	229 683	568	7 789	42 713	6 944
40	Received from United States rail:							
41	Destined to Canadian points	" "	867 304	647 830	-	176	222 951	10 777
42	Destined to United States points	" "	243 641	49 773	-	-	-	240 548
42	<b>Total freight traffic carried(1)</b>	" "	<b>4 024 975</b>	<b>2 417 898</b>	<b>1 677</b>	<b>44 518</b>	<b>294 537</b>	<b>294 800</b>
43	Unloaded from railway cars in Canada	" "	2 902 863	1 899 941	1 030	40 675	25 370	10 107
44	Delivered to other railways in Canada	" "	326 612	202 195	647	3 816	201 186	7 197
45	Delivered to United States rail connections	" "	795 500	315 762	-	28	67 980	277 497
<b>Section VI:</b>								
<b>Special types of traffic (C.L.):</b>								
<b>622. Shipping containers returned empty (not C.O.F.C.):</b>								
46	Number of railway cars loaded	carloads	15 041	1 304	-	-	29	14
47	Loaded onto railway cars in Canada	metric tonnes	240 907	8 519	-	-	892	234
48	Received from other railways in Canada	" "	7 140	2 967	20	-	755	202
49	Received from United States rail:							
50	Destined to Canadian points	" "	80 964	3 536	-	-	786	58
51	Destined to United States points	" "	8 442	2 392	-	-	-	3 148
51	<b>Total freight traffic carried(1)</b>	" "	<b>337 453</b>	<b>17 414</b>	<b>20</b>	<b>-</b>	<b>2 433</b>	<b>4 521</b>
52	Unloaded from railway cars in Canada	" "	226 159	11 474	-	-	286	1 000
53	Delivered to other railways in Canada	" "	2 598	1 677	20	-	562	23
54	Delivered to United States rail connections	" "	108 696	4 264	-	-	1 585	3 479

See footnote(s) at end of table

TABLEAU 2. Marchandises payantes transportées par chemin de fer au Canada, 1980

Northern Alberta	Class II - Classe II			Classes III and IV	Grand total all Railways	Type de marchandise	No
	Ontario Northland	Quebec North Shore and Labrador	All other Tous autres				
						<b>Produits finaux, non comestibles (charge complète):</b>	
						<b>614. Conteneurs et conteneurs fermés (autres que rail-route):</b>	
					13	wagon	Nombre de wagons chargés
					332	tonnes métriques	Chargées sur wagons au Canada
					108	" "	En provenance d'autres chemins de fer au Canada
						" "	En provenance des Etats-Unis
						" "	A destination du Canada
						" "	A destination des Etats-Unis
					<b>440</b>	" "	<b>Total du trafic marchandises transportées(1)</b>
					440	" "	Déchargées du wagon au Canada
						" "	Remises aux autres chemins de fer au Canada
						" "	Remises au réseau des Etats-Unis
							<b>616. Produits finaux en papier:</b>
					3,724	wagon	Nombre de wagons chargés
					94 672	tonnes métriques	Chargées sur wagons au Canada
					21 952	" "	En provenance d'autres chemins de fer au Canada
						" "	En provenance des Etats-Unis
						" "	A destination du Canada
						" "	A destination des Etats-Unis
					<b>10 200</b>	" "	<b>Total du trafic marchandises transportées(1)</b>
					379	" "	Déchargées du wagon au Canada
						" "	Remises aux autres chemins de fer au Canada
						" "	Remises au réseau des Etats-Unis
							<b>618. Produits finaux en plastique:</b>
					2,080	wagon	Nombre de wagons chargés
					30 871	tonnes métriques	Chargées sur wagons au Canada
					7 226	" "	En provenance d'autres chemins de fer au Canada
						" "	En provenance des Etats-Unis
						" "	A destination du Canada
						" "	A destination des Etats-Unis
					<b>3 110</b>	" "	<b>Total du trafic marchandises transportées(1)</b>
					325	" "	Déchargées du wagon au Canada
						" "	Remises aux autres chemins de fer au Canada
						" "	Remises au réseau des Etats-Unis
							<b>620. Autres produits finaux:</b>
					545	wagon	Nombre de wagons chargés
					13 856	tonnes métriques	Chargées sur wagons au Canada
					1 779	" "	En provenance d'autres chemins de fer au Canada
						" "	En provenance des Etats-Unis
						" "	A destination du Canada
						" "	A destination des Etats-Unis
					<b>13 625</b>	" "	<b>Total du trafic marchandises transportées(1)</b>
					231	" "	Déchargées du wagon au Canada
						" "	Remises aux autres chemins de fer au Canada
						" "	Remises au réseau des Etats-Unis
							<b>995. Total:</b>
					225 230	wagon	Nombre de wagons chargés
					4 663 178	tonnes métriques	Chargées sur wagons au Canada
					891 966	" "	En provenance d'autres chemins de fer au Canada
						" "	En provenance des Etats-Unis
						" "	A destination du Canada
						" "	A destination des Etats-Unis
					<b>2 102 166</b>	" "	<b>Total du trafic marchandises transportées(1)</b>
					583 435	" "	Déchargées du wagon au Canada
						" "	Remises aux autres chemins de fer au Canada
						" "	Remises au réseau des Etats-Unis
							<b>Section VI:</b>
							<b>Transports spéciaux (charge complète):</b>
							<b>622. Conteneurs vides retournés à l'expéditeur (autres que rail-route):</b>
					16 600	wagon	Nombre de wagons chargés
					253 917	tonnes métriques	Chargées sur wagons au Canada
					13 222	" "	En provenance d'autres chemins de fer au Canada
						" "	En provenance des Etats-Unis
						" "	A destination du Canada
						" "	A destination des Etats-Unis
					<b>90 810</b>	" "	<b>Total du trafic marchandises transportées(1)</b>
					14 276	" "	Déchargées du wagon au Canada
						" "	Remises aux autres chemins de fer au Canada
						" "	Remises au réseau des Etats-Unis
							<b>Section VI:</b>
							<b>Transports spéciaux (charge complète):</b>
							<b>622. Conteneurs vides retournés à l'expéditeur (autres que rail-route):</b>
					16 600	wagon	Nombre de wagons chargés
					253 917	tonnes métriques	Chargées sur wagons au Canada
					13 222	" "	En provenance d'autres chemins de fer au Canada
						" "	En provenance des Etats-Unis
						" "	A destination du Canada
						" "	A destination des Etats-Unis
					<b>90 810</b>	" "	<b>Total du trafic marchandises transportées(1)</b>
					14 276	" "	Déchargées du wagon au Canada
						" "	Remises aux autres chemins de fer au Canada
						" "	Remises au réseau des Etats-Unis

Voir note(s) à la fin du tableau.

TABLE 2. Revenue Freight Carried by Railways Within Canada, 1980

No.	Commodity		Class I - Classe I		Class II - Classe II			
			Canadian National Canadien National	Canadian Pacific Canadien Pacifique	Algoma Central	British Columbia Railway	Canadian Southern (Consolidated Rail)	Chesapeake and Ohio
<b>Special types of traffic (C.L.):</b>								
<b>624. Mixed carload freight, n.e.s.:</b>								
1	Number of railway cars loaded	carloads	42,191	16,086	-	2,016	821	284
2	Loaded onto railway cars in Canada	metric tonnes	1 115 175	305 870	-	44 839	15 690	21 996
3	Received from other railways in Canada	" "	1 572	1 460	-	2 254	262	152
Received from United States rail:								
4	Destined to Canadian points	" "	61 904	30 865	-	22	20 404	24 560
5	Destined to United States points	" "	2 526	3 163	-	-	-	34 854
6	<b>Total freight traffic carried(1)</b>	" "	<b>1 181 177</b>	<b>341 358</b>	-	<b>47 115</b>	<b>36 356</b>	<b>81 562</b>
7	Unloaded from railway cars in Canada	" "	1 168 755	237 111	-	47 115	20 353	24 254
8	Delivered to other railways in Canada	" "	4 437	2 707	-	-	52	1 015
9	Delivered to United States rail connections	" "	7 985	101 540	-	-	15 952	56 293
<b>626. Freight forwarder and shipper association traffic:</b>								
10	Number of railway cars loaded	carloads	34,682	43,293	-	-	424	-
11	Loaded onto railway cars in Canada	metric tonnes	777 145	626 309	-	-	7 907	-
12	Received from other railways in Canada	" "	714	1 744	-	-	-	-
Received from United States rail:								
13	Destined to Canadian points	" "	512	3 090	-	-	5 342	-
14	Destined to United States points	" "	-	56	-	-	-	181
15	<b>Total freight traffic carried(1)</b>	" "	<b>778 371</b>	<b>631 199</b>	-	-	<b>13 249</b>	<b>181</b>
16	Unloaded from railway cars in Canada	" "	765 011	561 126	-	-	5 310	-
17	Delivered to other railways in Canada	" "	13 154	69 946	-	-	33	-
18	Delivered to United States rail connections	" "	206	126	-	-	7 907	181
<b>628. Piggyback (T.O.F.C.) motor common carrier trailers (Plans I and V)(2):</b>								
19	Number of railway cars loaded	carloads	28,525	48,114	-	392	-	-
20	Loaded onto railway cars in Canada	metric tonnes	744 865	986 451	-	8 004	-	-
21	Received from other railways in Canada	" "	-	415	-	-	-	-
Received from United States rail:								
22	Destined to Canadian points	" "	-	38 220	-	-	-	-
23	Destined to United States points	" "	-	1 035	-	-	-	65
24	<b>Total freight traffic carried(1)</b>	" "	<b>744 865</b>	<b>1 026 121</b>	-	<b>8 004</b>	-	<b>65</b>
25	Unloaded from railway cars in Canada	" "	744 865	1 014 061	-	8 004	-	-
26	Delivered to other railways in Canada	" "	-	269	-	-	-	-
27	Delivered to United States rail connections	" "	-	11 791	-	-	-	65
<b>630. Piggyback (C.O.F.C.) motor common carrier containers (Plans I and V)(2):</b>								
28	Number of railway cars loaded	carloads	63,236	56,215	-	-	-	-
29	Loaded onto railway cars in Canada	metric tonnes	2 669 620	1 601 857	-	-	-	-
30	Received from other railways in Canada	" "	795	38	-	-	-	-
Received from United States rail:								
31	Destined to Canadian points	" "	120 555	123 055	-	-	-	-
32	Destined to United States points	" "	222	-	-	-	-	-
33	<b>Total freight traffic carried(1)</b>	" "	<b>2 791 192</b>	<b>1 724 950</b>	-	-	-	-
34	Unloaded from railway cars in Canada	" "	2 780 156	1 591 284	-	-	-	-
35	Delivered to other railways in Canada	" "	82	376	-	-	-	-
36	Delivered to United States rail connections	" "	10 954	133 290	-	-	-	-
<b>632. Piggyback (T.O.F.C.) other trailers (Plans III, IV and open tariff)(2):</b>								
37	Number of railway cars loaded	carloads	-	-	-	-	-	-
38	Loaded onto railway cars in Canada	metric tonnes	-	-	-	-	-	-
39	Received from other railways in Canada	" "	-	-	-	-	-	-
Received from United States rail:								
40	Destined to Canadian points	" "	-	-	-	-	-	-
41	Destined to United States points	" "	-	-	-	-	-	109
42	<b>Total freight traffic carried(1)</b>	" "	-	-	-	-	-	<b>109</b>
43	Unloaded from railway cars in Canada	" "	-	-	-	-	-	-
44	Delivered to other railways in Canada	" "	-	-	-	-	-	-
45	Delivered to United States rail connections	" "	-	-	-	-	-	109
<b>634. Piggyback (C.O.F.C.) other containers (Plans III, IV and open tariff)(2):</b>								
46	Number of railway cars loaded	carloads	1	-	-	-	-	-
47	Loaded onto railway cars in Canada	metric tonnes	45	-	-	-	-	-
48	Received from other railways in Canada	" "	-	-	-	-	-	-
Received from United States rail:								
49	Destined to Canadian points	" "	-	-	-	-	-	-
50	Destined to United States points	" "	73	-	-	-	-	-
51	<b>Total freight traffic carried(1)</b>	" "	<b>118</b>	-	-	-	-	-
52	Unloaded from railway cars in Canada	" "	45	-	-	-	-	-
53	Delivered to other railways in Canada	" "	-	-	-	-	-	-
54	Delivered to United States rail connections	" "	73	-	-	-	-	-

See footnote(s) at end of table.

TABLEAU 2. Marchandises payantes transportées par chemin de fer au Canada, 1980

Class II - Classe II				Classes III and IV	Grand total all Railways	Type de marchandise		No
Northern Alberta	Ontario Northland	Quebec North Shore and Labrador	All other Tous autres	Classes III et IV	Total général tous chemins de fer			
<b>Transports spéciaux (charge complète):</b>								
<b>624. Chargements mixtes, n.d.a.:</b>								
12	8	959	8,023	-	70,400	wagon	Nombre de wagons chargés	1
175	57	19 185	150 211	-	1 673 198	tonnes métriques	Chargées sur wagons au Canada	2
-	40	-	2 417	-	8 157	" "	En provenance d'autres chemins de fer au Canada	3
-	-	-	178 518	-	316 273	" "	En provenance des Etats-Unis	4
-	-	-	279	5 643	46 465	" "	A destination du Canada	5
-	-	-	-	-	-	" "	A destination des Etats-Unis	4
175	97	19 185	331 425	5 643	2 044 093	" "	<b>Total du trafic marchandises transportées(1)</b>	6
175	87	18 992	203 160	-	1 720 002	" "	Déchargées du wagon au Canada	7
-	10	193	4 094	-	12 508	" "	Remises aux autres chemins de fer au Canada	8
-	-	-	124 172	5 643	311 585	" "	Remises au réseau des Etats-Unis	9
<b>626. Trafic des maisons d'expédition et des groupements d'expéditeurs:</b>								
-	1	-	187	-	78,587	wagon	Nombre de wagons chargés	10
-	55	-	2 742	-	1 414 158	tonnes métriques	Chargées sur wagons au Canada	11
14	-	-	128 241	-	130 713	" "	En provenance d'autres chemins de fer au Canada	12
-	-	-	77 754	-	86 698	" "	En provenance des Etats-Unis	13
-	-	-	65	-	302	" "	A destination du Canada	14
-	-	-	-	-	-	" "	A destination des Etats-Unis	14
14	55	-	208 802	-	1 631 871	" "	<b>Total du trafic marchandises transportées(1)</b>	15
-	-	-	104 616	-	1 436 063	" "	Déchargées du wagon au Canada	16
-	-	-	103 215	-	186 417	" "	Remises aux autres chemins de fer au Canada	17
-	-	-	972	-	9 392	" "	Remises au réseau des Etats-Unis	18
<b>628. Piggyback-remorques (rail-route) des transporteurs publics (plans I et V)(2):</b>								
-	1	1,486	1,162	-	79,680	wagon	Nombre de wagons chargés	19
-	12	11 302	25 130	-	1 775 764	tonnes métriques	Chargées sur wagons au Canada	20
-	-	5	-	-	420	" "	En provenance d'autres chemins de fer au Canada	21
-	-	-	-	-	-	" "	En provenance des Etats-Unis:	21
-	-	-	-	-	38 220	" "	A destination du Canada	22
-	-	-	-	-	1 100	" "	A destination des Etats-Unis	23
-	12	11 307	25 130	-	1 815 504	" "	<b>Total du trafic marchandises transportées(1)</b>	24
-	-	-	-	-	-	" "	Déchargées du wagon au Canada	25
-	12	11 307	25 130	-	1 803 367	" "	Remises aux autres chemins de fer au Canada	26
-	-	-	-	-	281	" "	Remises au réseau des Etats-Unis	27
-	-	-	-	-	11 856	" "		27
<b>630. Piggyback-conteneurs (rail-route) des transporteurs publics (plans I et V)(2):</b>								
-	-	-	-	-	119,451	wagon	Nombre de wagons chargés	28
-	-	-	-	-	4 271 477	tonnes métriques	Chargées sur wagons au Canada	29
-	-	-	-	-	833	" "	En provenance d'autres chemins de fer au Canada	30
-	-	-	-	-	-	" "	En provenance des Etats-Unis:	30
-	-	-	-	-	243 610	" "	A destination du Canada	31
-	-	-	-	-	222	" "	A destination des Etats-Unis	32
-	-	-	-	-	4 516 142	" "	<b>Total du trafic marchandises transportées(1)</b>	33
-	-	-	-	-	4 371 440	" "	Déchargées du wagon au Canada	34
-	-	-	-	-	458	" "	Remises aux autres chemins de fer au Canada	35
-	-	-	-	-	144 244	" "	Remises au réseau des Etats-Unis	36
<b>632. Piggyback-autres remorques (rail-route) (plans III, IV et tarif général)(2):</b>								
-	-	-	-	-	-	wagon	Nombre de wagons chargés	37
-	-	-	-	-	-	tonnes métriques	Chargées sur wagons au Canada	38
-	-	-	-	-	-	" "	En provenance d'autres chemins de fer au Canada	39
-	-	-	-	-	-	" "	En provenance des Etats-Unis:	39
-	-	-	-	-	-	" "	A destination du Canada	40
-	-	-	-	-	109	" "	A destination des Etats-Unis	41
-	-	-	-	-	109	" "	<b>Total du trafic marchandises transportées(1)</b>	42
-	-	-	-	-	-	" "	Déchargées du wagon au Canada	43
-	-	-	-	-	-	" "	Remises aux autres chemins de fer au Canada	44
-	-	-	-	-	109	" "	Remises au réseau des Etats-Unis	45
<b>634. Piggyback-autres conteneurs (rail-route) (plans III, IV et tarif général)(2):</b>								
-	-	-	-	-	1	wagon	Nombre de wagons chargés	46
-	-	-	-	-	45	tonnes métriques	Chargées sur wagons au Canada	47
-	-	-	-	-	-	" "	En provenance d'autres chemins de fer au Canada	48
-	-	-	-	-	-	" "	En provenance des Etats-Unis:	48
-	-	-	-	-	-	" "	A destination du Canada	49
-	-	-	-	-	73	" "	A destination des Etats-Unis	50
-	-	-	-	-	118	" "	<b>Total du trafic marchandises transportées(1)</b>	51
-	-	-	-	-	45	" "	Déchargées du wagon au Canada	52
-	-	-	-	-	-	" "	Remises aux autres chemins de fer au Canada	53
-	-	-	-	-	73	" "	Remises au réseau des Etats-Unis	54

Voir note(s) à la fin du tableau.



TABLE 2. Revenue Freight Carried by Railways Within Canada, 1980

Commodity		Class I - Classe I		Class II - Classe II				
		Canadian National Canadien National	Canadian Pacific Canadien Pacifique	Algoma Central	British Columbia Railway	Canada Southern (Consolidated Rail)	Chesapeake and Ohio	
<b>Special types of traffic (C.L.):</b>								
<b>996. Total:</b>								
1	Number of railway cars loaded	carloads	183,676	165,012	-	2,408	1,274	298
2	Loaded onto railway cars in Canada	metric tonnes	5 547 758	3 529 006	-	52 843	24 489	22 230
3	Received from other railways in Canada	" "	10 220	6 624	20	2 254	1 017	455
Received from United States rail:								
4	Destined to Canadian points	" "	263 935	198 766	-	22	26 532	25 398
5	Destined to United States points	" "	11 263	6 647	-	-	-	38 355
6	<b>Total freight traffic carried(1)</b>	" "	<b>5 833 176</b>	<b>3 741 043</b>	<b>20</b>	<b>55 119</b>	<b>52 038</b>	<b>86 438</b>
7	Unloaded from railway cars in Canada	" "	5 684 992	3 415 056	-	55 119	25 948	25 284
8	Delivered to other railways in Canada	" "	20 271	74 976	20	-	646	1 078
9	Delivered to United States rail connections	" "	127 914	251 011	-	-	25 444	60 076
<b>997. Grand total, carload traffic:</b>								
10	Number of railway cars loaded	carloads	1,591,499	1,213,301	44,511	140,070	10,737	18,617
11	Loaded onto railway cars in Canada	metric tonnes	89 324 816	69 799 788	3 071 212	7 545 532	417 684	1 126 165
12	Received from other railways in Canada	" "	8 477 959	5 438 702	283 211	289 289	1 327 574	217 410
Received from United States rail:								
13	Destined to Canadian points	" "	5 064 743	4 840 737	-	12 067	1 111 373	571 269
14	Destined to United States points	" "	1 461 932	1 277 938	-	-	-	1 245 764
15	<b>Total freight traffic carried(1)</b>	" "	<b>104 329 450</b>	<b>81 357 165</b>	<b>3 354 423</b>	<b>7 846 888</b>	<b>2 856 631</b>	<b>3 160 608</b>
16	Unloaded from railways cars in Canada	" "	84 122 089	64 072 623	2 183 682	5 502 890	503 683	743 022
17	Delivered to other railways in Canada	" "	5 362 692	4 738 188	818 790	1 945 564	968 241	719 088
18	Delivered to United States rail connections	" "	14 844 670	12 546 354	351 950	398 435	1 384 707	1 698 497
<b>Section VII:</b>								
<b>Non-carload freight:</b>								
<b>640. Non-carload shipments (L.C.L. express, etc.):</b>								
19	Number of railway cars loaded	carloads	428 441	70 290	76	12 730	-	-
20	Loaded onto railway cars in Canada	metric tonnes	428 441	70 290	76	12 730	-	-
21	Received from other railways in Canada	" "	36	24	-	-	-	-
Received from United States rail:								
22	Destined to Canadian points	" "	-	111	-	-	-	-
23	Destined to United States points	" "	-	-	-	-	-	-
24	<b>Total freight traffic carried(1)</b>	" "	<b>428 477</b>	<b>70 425</b>	<b>76</b>	<b>12 730</b>	-	-
25	Unloaded from railway cars in Canada	" "	428 477	68 774	73	12 730	-	-
26	Delivered to other railways in Canada	" "	-	42	3	-	-	-
27	Delivered to United States rail connections	" "	-	1 610	-	-	-	-
<b>998. Grand total, carload and non-carload traffic:</b>								
28	Number of railway cars loaded	carloads	89 753 256	69 670 078	3 071 288	7 558 262	417 684	1 126 165
29	Loaded onto railway cars in Canada	metric tonnes	89 753 256	69 670 078	3 071 288	7 558 262	417 684	1 126 165
30	Received from other railways in Canada	" "	8 477 996	5 438 726	283 211	289 289	1 327 574	217 410
Received from United States rail:								
31	Destined to Canadian points	" "	5 064 743	4 840 847	-	12 067	1 111 373	571 289
32	Destined to United States points	" "	1 461 932	1 277 938	-	-	-	1 245 764
33	<b>Total freight traffic carried(1)</b>	" "	<b>104 757 927</b>	<b>81 427 589</b>	<b>3 354 499</b>	<b>7 859 618</b>	<b>2 856 631</b>	<b>3 160 608</b>
34	Unloaded from railway cars in Canada	" "	84 550 566	64 141 397	2 183 756	5 515 619	503 683	743 022
35	Delivered to other railways in Canada	" "	5 362 692	4 738 229	818 793	1 945 564	968 241	719 088
36	Delivered to United States rail connections	" "	14 844 670	12 547 965	351 950	398 435	1 384 707	1 698 497


(1) Includes all traffic carried by each individual railway. Traffic received from other railways in Canada will thus also be included in the totals for one or more other railways.  
 (2) Excludes railway-owned (Plan II) trailers and containers for which data are included under appropriate commodities according to trailer or container contents.

TABLEAU 2. Marchandises payantes transportées par chemin de fer au Canada, 1980

Class II - Classe II				Classes III and IV	Grand total all Railways	Type de marchandise	No
Northern Alberta	Ontario Northland	Quebec North Shore and Labrador	All other Tous autres	Classes III et IV	Total général tous chemins de fer		
<b>Transports spéciaux (charge complète):</b>							
<b>996. Total:</b>							
13	27	2,505	9,506	-	364,719	wagon	1
202	400	31 123	180 509	-	9 388 560	tonnes métriques	2
78	1 054	89	131 534	-	153 345	" "	3
-	-	-	260 956	-	775 609	" "	4
-	-	-	641	5 643	62 549	" "	5
<b>280</b>	<b>1 454</b>	<b>31 212</b>	<b>573 640</b>	<b>5 643</b>	<b>10 380 063</b>	" "	<b>6</b>
239	715	31 018	335 902	-	9 574 273	" "	7
41	739	193	110 611	-	208 575	" "	8
-	-	-	127 130	5 643	597 218	" "	9
<b>997. Total du trafic, charge complète:</b>							
32,238	51,014	243,649	447,620	-	3,793,256	wagon	10
1 770 897	4 184 166	23 589 724	34 773 017	-	235 603 001	tonnes métriques	11
1 070 517	1 326 708	5 071 545	11 000 217	-	34 503 132	" "	12
-	-	-	2 331 512	-	13 931 701	" "	13
-	-	-	165 260	212 893	4 363 787	" "	14
<b>2 841 414</b>	<b>5 510 874</b>	<b>28 661 269</b>	<b>48 270 006</b>	<b>212 893</b>	<b>288 401 621</b>	" "	<b>15</b>
220 838	1 311 443	23 573 273	35 633 800	-	217 867 343	" "	16
2 620 576	4 199 431	5 087 996	8 700 914	-	35 161 480	" "	17
-	-	-	3 935 290	212 893	35 372 796	" "	18
<b>Section VII:</b>							
<b>Trafic des chargements de détail:</b>							
<b>640. Livraisons de marchandises de détail (tarifs grande et petite vitesse):</b>							
-	-	33 379	3 804	-	548 764	wagon	19
-	-	44	268	-	372	tonnes métriques	20
-	-	-	18	-	129	" "	21
-	-	-	49	-	49	" "	22
-	-	33 423	4 139	-	549 314	" "	23
-	-	32 412	3 685	-	546 195	" "	24
-	-	1 011	104	-	1 161	" "	25
-	-	-	350	-	1 960	" "	26
-	-	-	-	-	-	" "	27
<b>998. Total, charges complètes et chargements de détail:</b>							
1 770 942	4 184 166	23 623 103	34 776 822	-	236 151 766	wagon	28
1 070 517	1 326 708	5 071 589	11 000 485	-	34 503 505	tonnes métriques	29
-	-	-	2 331 530	-	13 931 829	" "	30
-	-	-	165 309	212 893	4 363 836	" "	31
<b>2 841 459</b>	<b>5 510 874</b>	<b>28 694 692</b>	<b>48 274 146</b>	<b>212 893</b>	<b>288 950 936</b>	" "	<b>32</b>
220 881	1 311 443	23 605 685	35 637 484	-	218 413 536	" "	33
2 620 577	4 199 431	5 089 007	8 701 019	-	35 162 641	" "	34
-	-	-	3 935 640	212 893	35 374 757	" "	35
-	-	-	-	-	-	" "	36

(1) Comprend l'ensemble du trafic marchandises effectué par chaque société ferroviaire individuelle. Les marchandises provenant d'autres sociétés ferroviaires du Canada seront ainsi également incluses dans les totaux pour une société ferroviaire ou plus.

(2) Non compris les remorques et conteneurs qui sont la propriété des compagnies ferroviaires (plan II) et dont le fret a été classé par type de marchandise suivant le contenu de la remorque ou conteneur.



## AVAILABLE PUBLICATIONS

Publications produced by the Transportation and Communications Division dealing with Railway Transport Statistics.

### Catalogue

#### Periodical

- 52-001 Railway Carloadings (Monthly), Bil.  
Cars and tons of revenue freight loaded in Eastern and Western Canada, by 70 commodities.
- 52-003 Railway Operating Statistics (Monthly), Bil.  
Financial, traffic and operating statistics of railways in Canada.
- 52-004 Railway Transport Service Bulletin (Occasional), Bil.  
Summary releases in advance of regular publications and results of special studies.

#### Annual

- 52-205 Railway Freight Traffic, Bil.  
Revenue freight carried in Canada, by province and region with details for more than 300 commodities.
- 52-207 Railway Transport: Part I, Bil.  
Comparative summary statistics — latest five years. Includes accident statistics.
- 52-208 Railway Transport: Part II, Bil.  
Financial Statistics.
- 52-209 Railway Transport: Part III, Bil.  
Equipment, track and fuel statistics.
- 52-210 Railway Transport: Part IV, Bil.  
Operating and traffic statistics.
- 52-211 Railway Transport: Part V, Bil.  
Freight carried by principal commodity classes.
- 52-212 Railway Transport: Part VI, Bil.  
Employment statistics.
- 52-213 Canadian National Railways and Canadian Pacific Limited, Bil.

## CHOIX DE PUBLICATIONS

Publications produites par la Division de transports et des communications sur la statistique du transport ferroviaire.

### Catalogue

#### Périodiques

- 52-001 Chargements ferroviaires (mensuel), Bil.  
Nombre de wagons chargés et volume du fret payant chargé dans l'est et l'ouest du Canada, pour 70 produits.
- 52-003 Statistique de l'exploitation ferroviaire (mensuel), Bil.  
Statistiques des finances, du trafic et de l'exploitation des transporteurs ferroviaires du Canada.
- 52-004 Bulletin de service sur le transport par rail (hors série), Bil.  
Communiqués paraissant avant la publication des bulletins réguliers et résultats d'études spéciales.

#### Annuelles

- 52-205 Trafic-marchandises ferroviaire. Bil.  
Fret payant transporté par province et région, avec détails pour plus de 300 produits.
- 52-207 Transport ferroviaire: Partie I, Bil.  
Résumé comparatif des statistiques — cinq dernières années. Statistiques des accidents.
- 52-208 Transport ferroviaire: Partie II, Bil.  
Statistiques de la situation financière.
- 52-209 Transport ferroviaire: Partie III, Bil.  
Statistiques du matériel, des voies et du carburant.
- 52-210 Transport ferroviaire: Partie IV, Bil.  
Statistiques de l'exploitation et du trafic.
- 52-211 Transport ferroviaire: Partie V, Bil.  
Marchandises transportées, par grands groupes de produits.
- 52-212 Transport ferroviaire: Partie VI, Bil.  
Statistiques de l'emploi.
- 52-213 Les chemins de fer Nationaux du Canada et Canadien Pacifique Limitée, Bil.



Financial and operating statistics of the entire systems — latest five years.

Statistiques de la situation financière et de l'exploitation de l'ensemble des systèmes — cinq dernières années.

52-214 Railway Transport, (Annual), Bil.

52-214 Transport ferroviaire, (annuel), Bil.

Railway commodity origin and destination statistics.


Statistique sur l'origine et la destination des marchandises transportées par chemin de fer.

Bil. — Bilingual

Bil. — Bilingue

In addition to the selected publications listed above, Statistics Canada publishes a wide range of statistical reports on Canadian economic and social affairs. A comprehensive catalogue of all current publications is available free on request from Statistics Canada, Ottawa (Canada), K1A 0T6.

Outre les publications énumérées ci-dessus, Statistique Canada publie une grande variété de bulletins statistiques sur la situation économique et social du Canada. On peut se procurer gratuitement un catalogue complet des publications courantes en s'adressant à Statistique Canada, Ottawa (Canada), K1A 0T6.



10  
11  
12  
13  
14  
15  
16  
17  
18  
19  
20  
21  
22  
23  
24  
25  
26  
27  
28  
29  
30  
31  
32  
33  
34  
35  
36  
37  
38  
39  
40  
41  
42  
43  
44  
45  
46  
47  
48  
49  
50  
51  
52  
53  
54  
55  
56  
57  
58  
59  
60  
61  
62  
63  
64  
65  
66  
67  
68  
69  
70  
71  
72  
73  
74  
75  
76  
77  
78  
79  
80  
81  
82  
83  
84  
85  
86  
87  
88  
89  
90  
91  
92  
93  
94  
95  
96  
97  
98  
99  
100

DATE DUE  
DATE DE RETOUR

AUG AOUT	17	1982		
MAY MAI	-6	1983		
APR AVR	18	1989		
MAY MAI	19	1989		



STATISTICS CANADA LIBRARY  
BIBLIOTHÈQUE STATISTIQUE CANADA



1010702784