

3

# Railway transport


Part V  
Freight carried by principal  
commodity classes

1981

# Transport ferroviaire

Partie V  
Marchandises transportées, par  
grands groupes de produits

1981



### Data in Many Forms . . .

Statistics Canada disseminates data in a variety of forms. In addition to publications, both standard and special tabulations are offered on computer print-outs, microfiche and microfilm, and magnetic tapes. Maps and other geographic reference materials are available for some types of data. Direct access to aggregated information is possible through CANSIM, Statistics Canada's machine-readable data base and retrieval system.

### How to Obtain More Information

Inquiries about this publication and related statistics or services should be directed to:

Surface and Marine Transport Section,  
Transportation and Communications Division,

Statistics Canada, Ottawa, K1A 0T6 (Telephone: 996-9271) or to the Statistics Canada reference centre in:

St. John's	(772-4073)	Winnipeg	(949-4020)
Halifax	(426-5331)	Regina	(359-5405)
Montréal	(283-5725)	Edmonton	(420-3027)
Ottawa	(992-4734)	Vancouver	(666-3691)
Toronto	(966-6586)		

Toll-free access is provided in all provinces and territories, for users who reside outside the local dialing area of any of the regional reference centres.

Newfoundland and Labrador	Zenith 0-7037
Nova Scotia, New Brunswick and Prince Edward Island	1-800-565-7192
Quebec	1-800-361-2831
Ontario	1-800-268-1151
Manitoba	1-800-282-8006
Saskatchewan	1(112)800-667-3524
Alberta	1-800-222-6400
British Columbia (South and Central)	112-800-663-1551
Yukon and Northern B.C. (area served by NorthwesTel Inc.)	Zenith 0-8913
Northwest Territories (area served by NorthwesTel Inc.)	Zenith 2-2015

### How to Order Publications

This and other Statistics Canada publications may be purchased from local authorized agents and other community bookstores, through the local Statistics Canada offices, or by mail order to Publication Sales and Services, Statistics Canada, Ottawa, K1A 0V7.

### Des données sous plusieurs formes . . .

Statistique Canada diffuse les données sous formes diverses. Outre les publications, des totalisations habituelles et spéciales sont offertes sur imprimés d'ordinateur, sur microfiches et microfilms et sur bandes magnétiques. Des cartes et d'autres documents de référence géographiques sont disponibles pour certaines sortes de données. L'accès direct à des données agrégées est possible par le truchement de CANSIM, la base de données ordinales et le système d'extraction de Statistique Canada.

### Comment obtenir d'autres renseignements

Toutes demandes de renseignements au sujet de cette publication ou de statistiques et services connexes doivent être adressées à:

Section des transports de surface et maritimes,  
Division des transports et des communications,

Statistique Canada, Ottawa, K1A 0T6 (téléphone: 996-9271) ou au centre de consultation de Statistique Canada à:

St. John's	(772-4073)	Winnipeg	(949-4020)
Halifax	(426-5331)	Regina	(359-5405)
Montréal	(283-5725)	Edmonton	(420-3027)
Ottawa	(992-4734)	Vancouver	(666-3691)
Toronto	(966-6586)		

Un service d'appel interurbain sans frais est offert, dans toutes les provinces et dans les territoires, aux utilisateurs qui habitent à l'extérieur des zones de communication locale des centres régionaux de consultation.

Terre-Neuve et Labrador	Zénith 0-7037
Nouvelle-Écosse, Nouveau-Brunswick et Île-du-Prince-Édouard	1-800-565-7192
Québec	1-800-361-2831
Ontario	1-800-268-1151
Manitoba	1-800-282-8006
Saskatchewan	1(112)800-667-3524
Alberta	1-800-222-6400
Colombie-Britannique (sud et centrale)	112-800-663-1551
Yukon et nord de la C.-B. (territoire desservi par la NorthwesTel Inc.)	Zénith 0-8913
Territoires du Nord-Ouest (territoire desservi par la NorthwesTel Inc.)	Zénith 2-2015

### Comment commander les publications

On peut se procurer cette publication et les autres publications de Statistique Canada auprès des agents autorisés et des autres librairies locales, par l'entremise des bureaux locaux de Statistique Canada, ou en écrivant à la Section des ventes et de la distribution des publications, Statistique Canada, Ottawa, K1A 0V7.



Statistics Canada

Transportation and Communications  
Division  
Surface and Marine Transport  
Section

# Railway transport

Part V  
Freight carried by principal  
commodity classes

1981

Published under the authority of  
the Minister of Supply and  
Services Canada

Statistics Canada should be credited when  
reproducing or quoting any part of this document

© Minister of Supply  
and Services Canada 1983

March 1983  
5-3509-523

Price: Canada, \$8.45  
Other Countries, \$10.15

Catalogue 52-211

ISSN 0706-2087

Ottawa

Statistique Canada

Division des transports et des  
communications  
Section des transports de surface  
et maritimes

# Transport ferroviaire

Partie V  
Marchandises transportées par  
grands groupes de produits

1981

Publication autorisée par  
le ministre des Approvisionnements et  
Services Canada

Reproduction ou citation autorisée sous réserve  
d'indication de la source: Statistique Canada

© Ministre des Approvisionnements  
et Services Canada 1983

Mars 1983  
5-3509-523

Prix: Canada, \$8.45  
Autres pays, \$10.15

Catalogue 52-211

ISSN 0706-2087

Ottawa

## Symbols

The following standard symbols are used in Statistics Canada publications:

- . . figures not available.
- . . . figures not appropriate or not applicable.
  - nil or zero.
  - - amount too small to be expressed.
- P preliminary figures.
- † revised figures.
- X confidential to meet secrecy requirements of the Statistics Act.

### NOTE

An Explanation of abbreviations used through-out this report follows:

- N.E.S. - not elsewhere specified.
- C.L. - carload.
- L.C.L. - less than carload.
- T.O.F.C. - trailer on flat car.
- C.O.F.C. - container on flat car.

## Signes conventionnels

Les signes conventionnels suivants sont employés uniformément dans les publications de Statistique Canada:

- . . nombres indisponibles.
- . . . n'ayant pas lieu de figurer.
  - néant ou zéro.
  - - nombres infimes.
- P nombres provisoires.
- † nombres rectifiés.
- X confidentiel en vertu des dispositions de la Loi sur la statistique relatives au secret.

### NOTA

L'explication des abréviations employées dans le présent bulletin:

- n.d.a. - non dénommé ailleurs.

}

Ces abréviations ne sont pas utilisées en français.

## Table of contents

	Page
Introduction	v
General	v
Coverage and Methodology	vi
Quality and Data Limitations	vii
Concepts and Definitions	vii
Statistical Highlights	ix

### Table


1. Revenue Freight Carried by Railways Within Canada - Summary, 1981	2
2. Revenue Freight Carried by Railways Within Canada, 1981	12
Available Publications	123

## Table des matières

	Page
Introduction	v
Généralités	v
Champ de l'enquête et méthodologie	vi
Qualité et limites des données	vii
Concepts et définitions	vii
Points saillants	ix

### Tableau

1. Marchandises payantes transportées par chemins de fer au Canada - Sommaire, 1981	2
2. Marchandises payantes transportées par chemins de fer au Canada, 1981	12
Choix de Publications	123



## Introduction

### General

Canadian railway history began with the opening for traffic of a 26 kilometre line between St. Jean and Laprairie, Quebec on July 21, 1836. This was only six years after the opening of the first railway in the world, the Liverpool and Manchester in England.

There were three great periods of railway construction in Canada, the 1850's when the Grand Trunk and the Great Western Railways were built; the 1870's and 1880's, when the Intercolonial and the Canadian Pacific Railways were built; and the 1900 to 1917 period which saw construction of the Grand Trunk Pacific, the National Transcontinental and the Canadian Northern.

In 1867, the colonies that came together in Canada's Confederation had some 4 023 kilometres of railway line.

The Canadian Pacific Railway, a joint stock company, was the first transcontinental system, having been completed in 1855. The Canadian National Railways, a name applied in 1918 to all government-owned and controlled lines, had its origin in Canada's first railway. The system embraces in addition to that pioneer line, numerous other railways and is the corporate successor to the Grand Trunk, the Intercolonial, the Canadian Northern, the National Transcontinental and the Grand Trunk Pacific Railways. It is the only railway now serving all ten provinces and the Northwest Territories.

Today, the Canadian National and Canadian Pacific Limited are engaged in country-wide transportation services and are the two main rail systems in Canada. Both operate a number of subsidiary services including hotels, telecommunications, express, highway transportation, steamships and airlines.

In all, some 33 common carrier companies provide railway transportation in Canada. Nearly half of this number are United States subsidiary lines operating between the two countries.

Annual Railway Transport statistics are published in a six-part series of reports. Each of these parts covers a specific subject or group of subjects relative to services rendered, equipment available, traffic handled, the labour force and financial results.

## Introduction

### Généralités

L'histoire des chemins de fer canadiens remonte au 21 juillet 1836 avec l'ouverture d'une ligne de 26 kilomètres entre St. Jean et Laprairie, au Québec. Cet événement survenait six ans seulement après la mise en service du premier chemin de fer du monde, le *Liverpool and Manchester* d'Angleterre.

On a assisté à trois grandes périodes de construction de chemins de fer au Canada: les années 1850 marquèrent l'avènement du Grand-Tronc et de la *Great Western Railways*; puis dans les années 1870 et 1880, ce fut le chemin de fer Intercolonial et le Canadien Pacifique; enfin dans la période de 1900 à 1917, on construisit le Grand-Tronc-Pacifique, le National Transcontinental et le Canadien-Nord.

En 1867, les colonies qui formèrent la Confédération canadienne disposaient de quelque 4 023 kilomètres de voies ferrées.

Le Canadien Pacifique, une société par actions, a été le premier réseau transcontinental, ayant été achevé en 1855. Les Chemins de fer Nationaux du Canada (Canadien National), nom donné en 1918 à toutes les lignes possédées et contrôlées par l'État, tirent leurs origines du premier chemin de fer canadien. Outre cette première ligne le réseau comprend de nombreux autres chemins de fer et constitue le successeur du Grand-Tronc, de l'Intercolonial, du Canadien-Nord, du National Transcontinental et du Grand-Tronc-Pacifique. C'est le seul chemin de fer à desservir actuellement les dix provinces et les Territoires du Nord-Ouest.

Aujourd'hui, le Canadien National et le Canadien Pacifique exploitent un service de transport à l'échelle du pays et forment les deux principaux systèmes ferroviaires au Canada. Ils offrent également un certain nombre de services complémentaires dans les domaines de l'hôtellerie, des télécommunications, des messageries et du transport routier, maritime et aérien.

En tout, quelque 33 entreprises de transport public assurent le transport ferroviaire au Canada. Près de la moitié d'entre elles sont des filiales américaines exploitant un service entre les deux pays.

Les statistiques annuelles du transport ferroviaire sont publiées dans une série de six publications, chacune traitant d'un sujet ou d'un domaine particulier lié aux services, au matériel, au fret et aux passagers transportés, à la main-d'oeuvre et aux résultats financiers.



Statistics on railways have been collected and published in Canada since 1875; first by the Department of Railways and Canals until 1918 and by Statistics Canada since its inception in that year. Over this period of time the data have been published in varying degrees of detail. Until 1950 all annual data were contained in one volume. In 1951 there were three separate parts and from 1952 through 1957 there were five. Since 1958 six parts have been published in this series.

A complete list of all titles published in this field is located at the end of this annual report.

Annual statistics of railways in Canada are compiled by the Transportation and Communications Division of Statistics Canada from returns made in accordance with the provisions of the Railway Act and the Statistics Act. The returns are certified as being correct by the comptrollers or other senior officers of the companies.

Published railway transport information is intended to serve a wide variety of purposes chief among which are:

to aid in the planning and formulation of national and regional transportation policy;

to furnish details useful in the administration and regulation of railway carriers;

to provide a basis for description and analysis of this sector of the economy;

to provide inputs into national statistical aggregates, such as the Gross National Product for use in the formation of Canada's economic policy.

### Coverage and Methodology

Presented in this publication are revenue freight traffic statistics as reported by the 22 common carrier railways operating in Canada which handle such traffic. Statistical information concerning the White Pass and Yukon Route railway was not obtainable in time for this publication.

In comparisons of Class I and II statistical data, caution should be exercised as Northern Alberta data was incorporated with 1981 Canadian National data but not in previous years where it was under the class II category.

Commodity detail is shown for 320 classes of freight which have been derived from the Standard Commodity Classification (SCC) of Statistics Canada. The SCC is the basis for commodity series published on water and road transport, imports, exports, manufacturing materials used and shipments.

Data relative to nine larger railways normally having gross operating revenues of \$10 million or more annually are shown individually. Statistics for the remaining 15 railways are grouped under "all other" Class II and Classes III and IV within the respective accounting

Les statistiques sur les chemins de fer ont été recueillies et publiées au Canada depuis 1875, tout d'abord par le ministère des Chemins de fer et Canaux jusqu'en 1918, puis par le Bureau fédéral de la statistique (maintenant Statistique Canada) depuis sa création en 1918. Pendant cette période, les données ont paru d'une manière plus ou moins détaillée. Jusqu'en 1950, les statistiques annuelles faisant l'objet d'un seul volume. En 1951, on comptait trois publications et de 1952 à 1957, il y en avait cinq. Depuis 1958, la série comprend six publications.

La liste complète figure à la fin de cette publication annuelle.

Les statistiques annuelles du transport ferroviaire au Canada sont rassemblées par la Division des transports et des communications de Statistique Canada d'après les déclarations produites conformément aux dispositions de la Loi sur les chemins de fer et de la Loi sur la statistique. La justesse des déclarations est certifiée par les contrôleurs ou autres cadres des sociétés.

La publication de renseignements sur le transport ferroviaire entend servir diverses fins, notamment:

favoriser la planification et la formulation d'une politique des transports à l'échelle nationale et régionale;

fournir des renseignements détaillés utiles à l'administration et à la réglementation des chemins de fer;

offrir une base pour la description et l'analyse de ce secteur de l'économie;

fournir un apport aux agrégats statistiques au niveau national, comme le produit national brut, pour aider à formuler la politique économique du Canada.

### Champ de l'enquête et méthodologie

Cette publication présente les statistiques sur le trafic des marchandises payantes communiquées par les 24 transporteurs ferroviaires publics en activité au Canada qui manutentionnent un tel trafic. Les données de la White Pass and Yukon Route n'étaient pas disponibles lors de l'impression de cette publication.

En comparant les statistiques de 1981 à ceux de 1980 pour les chemins de fer des classes I et II, on doit tenir compte du fait que les données de la Northern Alberta, une compagnie de classe II, sont comprises dans celles du Canadien National en 1981 mais qu'elles ne l'étaient pas les années antérieures.

Des statistiques détaillées y figurent pour 320 classes de marchandises tirées de la Classification type des produits (CTP) publiée par Statistique Canada. La CTP constitue la base de la série sur les marchandises concernant le transport par eau et le transport routier, les importations, les exportations, les matières utilisées dans la fabrication et les livraisons.

Les données relatives aux neuf principales sociétés de transport ferroviaire qui ont normalement des recettes d'exploitation brutes de \$10 millions ou plus par année sont présentées séparément. Les statistiques se rapportant aux 15 autres sociétés ferroviaires sont groupées sous la rubrique "Tous autres"

classes as defined in the Canadian Transport Commission's Uniform Classification of Accounts. These classes are described in *Railway Transport, Part II, Catalogue 52-208*.

Freight interchanged between railways operating in Canada is shown in this report. These movements are included in the totals for individual companies but are excluded in the grand totals for all railways to avoid duplication. The tonnage for an individual railway therefore reflects the total volume handled by that railway during the year and thus corresponds more closely with relative financial data appearing in Parts I and II of this six-part series.

### Quality and Data Limitations

The total volume of freight carried as shown herein does not take into account traffic handled in intermediate switching services. The latter, involving less than 1% of all tonnage, is included in the (metric tonnes carried) figure which appears in Part IV of this series (Catalogue 52-210). Consequently, the two totals differ to that extent.

With respect to piggyback freight, the figures reported include only that traffic wherein a shipper submitted a trailer or container as such, for shipment by rail. Not included under this heading are goods submitted by the shipper as loose merchandise which the railways chose to move in a railway-owned container or trailer on a flat car as opposed to, say a box car. The latter freight is included with various other commodity groups according to the nature of the merchandise involved.

Data appearing in this publication have been edited and compiled using a computer system from hand-produced and computer-generated returns submitted by the carriers. These statistics are not normally subject to change.

In undertaking long-term analysis of rail freight commodity data using this series (Catalogue 52-211) it should be noted that changes in the classification structure and in reporting practices occurred in 1970. In that year the present 320-item commodity system was introduced and certain railways switched from a "received" to a "forwarded" basis of reporting these data. A more detailed explanation of the effects of these changes on the statistics appeared in the 1970 issue of this publication.

### Concepts and Definitions

Railways serving both Canadian and United States points treat the American portion of their lines as a United States rail connection for the purpose of these tabulations. Thus freight crossing the International Boundary,

classe II et classes III et IV conformément aux classes comptables respectives telles que définies dans la Classification uniforme des comptes de la Commission canadienne des transports. Ces classes sont décrites dans la publication n<sup>o</sup> 52-208 au catalogue intitulée *Transport ferroviaire, partie II*.

Cette publication tient compte des marchandises acheminées par plus d'une société ferroviaire au Canada. Ces mouvements sont compris dans les totaux de chaque société ferroviaire, mais ne figurent pas dans le total général pour toutes les sociétés ferroviaires afin d'éviter tout double compte. Le tonnage de marchandises indiqué pour une société ferroviaire reflète donc le volume total manutentionné par cette société au cours de l'année; il correspond plus fidèlement aux données financières figurant aux parties I et II de cette série de six parties.

### Qualité et limites des données

Le volume total de marchandises transportées, indiqué ici ne tient pas compte du trafic faisant l'objet de raccordements assurés par des services intermédiaires. Ces services, représentant moins de 1% du tonnage, sont inclus dans le chiffre des (tonnes métriques transportées) qui figure dans la partie IV de cette série (n<sup>o</sup> 52-210 au catalogue). En conséquence, ces deux chiffres diffèrent jusqu'à un certain point.

En ce qui concerne le trafic rail-route, les chiffres de la présente publication ne portent que sur le trafic pour lequel un expéditeur fait demande de livraison par voie ferrée d'une remorque ou d'un conteneur comme tel. Ne sont pas comprises sous cette rubrique les marchandises qui sont envoyées en vrac par l'expéditeur et que la société ferroviaire choisit de transporter dans un conteneur ou une remorque qui lui appartient, sur un wagon plat plutôt que dans un wagon couvert, par exemple. Ce genre de trafic est compris dans divers autres groupes de produits selon la nature de la marchandise transportée.

Les données de la présente publication ont été vérifiées et calculées à partir de déclarations remplies à la main et par ordinateur par les transporteurs. Ces statistiques ne font pas normalement l'objet de variations.

Si le lecteur désire effectuer une analyse à long terme des données sur les marchandises par chemin de fer à l'aide de cette série (n<sup>o</sup> 52-211 au catalogue), il vaudra bien prendre note qu'on a modifié la structure de la classification et les méthodes de déclaration en 1970. C'est cette année-là que le système de 320 classes de marchandises a été établi et que certaines entreprises ferroviaires ont commencé à déclarer des données sur les marchandises "livrées" plutôt que sur les marchandises "reçues". Une explication plus détaillée des effets de ces modifications sur les statistiques figure dans l'édition de 1970 de la présente publication.

### Concepts et définitions

Aux fins des tableaux, les sociétés ferroviaire qui desservent des localités au Canada et aux États-Unis considèrent la partie située aux États-Unis comme faisant partie de ce pays. Ainsi, une marchandise qui traverse la frontière internationale, en prove-



whether from or to a non-reporting United States railroad at that point, or carried by one of the respondents reporting in this series, appears as a receipt from or a delivery to a United States rail connection. Certain extensions of Canadian National and Canadian Pacific rail services in the United States (116 kilometres and 521 kilometres respectively, in 1979) are, for statistical purposes, considered part of the Canadian operations and included herein. These mileages include, for the most part, overhead movements (Canada to Canada through the United States) and short rail extensions across the border to connecting United States carriers.

The terms used in the columnar headings throughout this publication reflect the following instructions to the railways.

"Loaded" means: revenue freight originated directly on the road of the respondent, including that received from private, non-reporting industrial sidings; freight received from switching roads connecting with the respondent where such freight has not previously been given line haul transportation; freight received from other modes of transport; freight re-shipped following milling or fabrication at some point in transit; and idler or trailer cars.

"Received from other railways in Canada" means: traffic received directly from connecting Canadian rail carriers and receipts from other modes of transport (other than car ferries) when these move at joint rates on through billing, or when a previous rail haul is indicated.

"Received from United States rail destined to Canadian points" means: traffic received from United States rail connections, or transported across the border by the respondent, destined to Canadian points.

"Received from United States rail destined to United States points" means: freight moving from United States rail connections to points in the United States (overhead traffic).

"Unloaded" means: freight terminated directly on the road of the respondent, including that delivered to private, non-reporting industrial sidings and grain unloaded at interior, lake and coastal elevators for export; freight delivered to switching roads connecting with the respondent where there is no further line haul; freight delivered to other modes of transport; and freight unloaded for milling or fabrication at some point in transit.

"Delivered to other railways in Canada" means: traffic delivered directly to connecting Canadian rail carriers and deliveries to other modes of transport (other than car ferries) when these move at joint rates on through billing, or when a subsequent rail haul is indicated.

"Delivered to United States rail" means: traffic delivered to United States rail connections or transported across the border by the respondent; and deliveries to

nance ou à destination d'un chemin de fer américain non enquêté à cet endroit ou une marchandise transportée par l'un des enquêtés est inscrite comme une marchandise en provenance ou à destination d'un raccordement aux États-Unis. Certains prolongements du Canadien National et du Canadien Pacifique aux États-Unis (116 kilomètres et 521 kilomètres respectivement en 1979) sont considérés comme canadiens à des fins statistiques et sont inclus dans cette publication. Dans la majorité des cas, il s'agit de mouvements intermédiaires (du Canada au Canada en passant par les États-Unis) et de courts prolongements ferroviaires de l'autre côté de la frontière raccordés à des transporteurs américains.

Les expressions utilisées dans les en-têtes de la présente publication proviennent des directives suivantes adressées aux sociétés ferroviaires.

"Chargées" signifie: transport commercial de marchandises effectué directement sur une ligne de l'enquêté, y compris les marchandises provenant d'embranchements privés non enquêtés; marchandises provenant de voies d'aiguillage reliées à celle de l'enquêté lorsque les marchandises n'ont pas déjà fait l'objet d'un transport proprement dit; marchandises provenant d'autres modes de transport; marchandises réexpédiées après usinage ou transformation en cours de route; et wagons-allonges.

"Provenant d'autres sociétés ferroviaires du Canada" signifie: marchandises provenant directement de raccordements ferroviaires canadiens et provenant d'autres modes de transport (autres que les traversiers d'automobiles), lorsque celles-ci sont acheminées à tarif conjoint jusqu'à destination ou lorsqu'un transport ferroviaire antérieur est indiqué.

"Provenant de voies des États-Unis et destinées à des localités canadiennes" signifie: marchandises, provenant de raccordements ferroviaires américains ou transportées de ce côté-ci de la frontière par l'enquêté et destinées à des localités canadiennes.

"Provenant de voies des États-Unis et destinées à des localités américaines" signifie: marchandises passant de raccordements ferroviaires des États-Unis à des localités des États-Unis (trafic intermédiaire).

"Déchargées" signifie: marchandises livrées directement à partir d'une ligne de l'enquêté, y compris celles livrées à des embranchements privés non enquêtés et les céréales déchargées à des élévateurs intérieurs, à des élévateurs sur les lacs et sur la côte en vue de l'exportation; marchandises livrées à des voies d'aiguillage reliées à celles de l'enquêté au point où à partir duquel plus aucun transport n'a eu lieu; marchandises livrées à d'autres modes de transport; et marchandises déchargées en vue de la transformation ou de l'usinage en cours de route.

"Livrées à des chemins de fer du Canada" signifie: marchandises livrées directement à des raccordements ferroviaires du Canada et marchandises livrées à d'autres modes de transport (autres que les traversiers d'automobiles) lorsque celles-ci sont acheminées à tarif conjoint jusqu'à destination ou lorsqu'un autre transport ferroviaire subséquent est indiqué.

"Livrées à des chemins de fer des États-Unis" signifie: marchandises livrées à des raccordements ferroviaires des États-Unis ou transportées au-delà de la frontière par l'enquêté;

United States rail connections of freight originated in the United States and moved overhead through Canada.

A "common carrier" refers to a railway which holds itself out to the general public to transport goods and/or passengers for compensation.

"Intermediate switching" is a switching service which includes all the elements of switching performed by a carrier which neither originates or terminates the shipment nor receives a line haul on that shipment.

To eliminate duplicate reporting and to uncover statistical gaps, Statistics Canada uses the Canadian *Standard Industrial Classification Manual* (SIC) which provides a set of groups and classes suitable for the compilation of statistics related to different industries. The building block (reporting unit) which fits into the above structure is the "establishment". An establishment can be defined as the smallest unit which is a separate operating entity capable of reporting principal elements of input and output. While the establishment is typically a factory, mine, store or similar unit and in most cases is a separate firm it may encompass two or more operating units which are not necessarily in the same location. It can also be an individual working on his own account.

Industry 503, Railway Transport, as classified in the SIC includes establishments primarily engaged in operating railways. The kinds of activities normally carried on by railway establishments embraces the operation of railway freight and passenger trains, commuter service (but not street railways), maintenance of way and structures, maintenance of equipment (including that carried on in railway shops), dining car and sleeping car services, express and the operation of railway terminal facilities. Road transportation services operated by railway establishments and providing pick-up and delivery for the freight or express services of the railway are included in this industry but long-distance trucking operations owned by railway companies are usually set up as separate establishments classified to the trucking industry, except CN express. For reporting purposes, only railways classified as "common carriers" by the Canadian Transport Commission file annual reports under Section 325 of the Railway Act 1970 jointly to the Canadian Transport Commission and Statistics Canada.

## Statistical Highlights

Revenue freight traffic handled by railways in Canada in 1981 totalled 246.9 million tonnes, down 3.0% from 1980. Domestic loadings decreased 2.5% to 230.3 million tonnes while receipts from U.S. connections decreased by 8.9% to 16.7 million tonnes.

et livraisons à des raccordements ferroviaires des États-Unis de marchandises provenant des États-Unis et passant par le Canada.

Une "société ferroviaire de transport public" désigne toute entreprise ferroviaire qui offre au grand public un service de transport de marchandises et (ou) de passagers contre rétribution.

Le "raccordement intermédiaire" est un service de raccordement qui comprend toutes les activités de raccordement exercées par un transporteur autre que le premier ou le dernier transporteur et qui ne s'occupe pas du transport interurbain de cette marchandise.

Afin d'éviter qu'il y ait double déclaration et de découvrir les lacunes statistiques, Statistique Canada utilise la *Classification des activités économiques* (CAÉ) qui fournit des groupes et des classes convenant au calcul de statistiques portant sur diverses activités économiques. Le groupe (unité déclarante) que l'on insère dans la structure ci-dessus est l'"établissement". Un établissement peut se définir comme la plus petite unité constituant un ensemble d'exploitation séparé en mesure de déclarer les éléments utilisés et produits. L'établissement est généralement une usine, une mine, un magasin ou une unité semblable et la plupart du temps une entreprise séparée, mais il peut englober deux unités ou plus qui ne sont pas nécessairement au même endroit. Il peut aussi s'agir d'une personne travaillant à son propre compte.

L'activité économique 503, Transports ferroviaires, comprend, selon la CAÉ, les établissements dont l'activité principale est l'exploitation de chemins de fer. Les activités habituelles de ces établissements ferroviaires comprennent le transport de passagers et de marchandises, les services aux banlieues (à l'exception des chemins de fer urbains et des tramways), l'entretien de la voie et des ouvrages, l'entretien du matériel (y compris le travail effectué dans les ateliers des chemins de fer), les services de wagons-restaurants et de wagons-lits, les services de messageries et l'exploitation de terminus ferroviaires. Les services de transport routier exploités par des établissements ferroviaires et fournissant des services de ramassage et de livraison de marchandises ou les services de messageries des chemins de fer sont inclus dans cette activité économique. Toutefois, le camionnage interurbain effectué par des sociétés ferroviaires constitue habituellement un établissement séparé, classé avec le camionnage, sauf les messageries CN. À des fins de déclaration, seulement les chemins de fer que la Commission canadienne des transports classe sous la rubrique "société ferroviaire de transport public" présentent des déclarations annuelles conjointement à la Commission et à Statistique Canada en vertu de l'article 325 de la Loi de 1970 sur les chemins de fer.

## Points saillants

Les marchandises payantes transportées par chemin de fer au Canada en 1981 ont totalisé 246.9 millions de tonnes métriques, soit une baisse de 3.0% sur 1980. Les chargements au Canada ont diminué de 2.5% pour se chiffrer à 230.3 millions de tonnes métriques, tandis que le volume des marchandises en provenance des lignes américaines a connu une baisse de 8.9% pour s'établir à 16.7 millions de tonnes métriques.

On commodity basis, the Crude Materials group, which accounts for 51.9% of all freight traffic, decreased by 4.5% to 128.2 million tonnes.

En comparant les marchandises, on note que la catégorie des matières brutes qui contribue pour 51.9% du volume total, a diminué de 4.5% pour se chiffrer à 128.2 millions de tonnes métriques.



Statistical Tables

Tableaux statistiques

TABLE 1. Revenue Freight Carried by Railways within Canada - Summary, 1981

No.	Commodity	Number of railways cars	Loaded onto railways cars	Received from other railways	Received from United States rail	
		Nombre de wagons	Chargées sur wagons	En provenance d'autres chemins de fer	En provenance des Etats-Unis	
					Destined to Canadian points A destination du Canada	Destined to United States points A destination des Etats-Unis
		cars - wagons	metric - tonnes - métriques			
<b>SECTION I:</b>						
<b>Live animals (C.L.):</b>						
002	Cattle	2,857	60 696	511	-	-
004	Swine	1	64	-	-	-
006	Horses, mules and donkeys	-	-	-	-	-
008	Live animals, n.e.s.	53	1 277	18	197	-
991	<b>Total</b>	<b>2,911</b>	<b>62 036</b>	<b>529</b>	<b>197</b>	<b>-</b>
<b>SECTION II:</b>						
<b>Food, feed, beverages and tobacco (C.L.):</b>						
010	Meat, fresh or chilled	4,257	121 537	14 233	-	24
012	Meat, frozen	165	4 289	-	603	664
014	Meat and meat preparations, n.e.s.	384	10 931	520	-	-
016	Fish and marine animals	657	25 729	6 515	2 673	5 201
018	Butter	16	409	245	263	511
020	Cheese	34	1 006	1 124	721	1 501
022	Dairy produce, n.e.s., eggs and honey	2,706	119 871	7 493	813	1 667
024	Barley	96,567	6 248 388	272 570	3 062	377
026	Corn	6,404	456 482	133 170	384 404	337 552
028	Oats	5,789	322 813	22 245	10 523	31 242
030	Rice	190	12 155	1 484	58 791	72
032	Rya	7,008	495 201	3 876	501	66
034	Wheat	290,788	19 966 500	422 912	299 286	7 264
036	Cereals unmilled, n.e.s.	2,542	152 296	3 091	16 875	5 007
038	Corn meal and flour	14	789	1 700	41 474	1 322
040	Corn starch	198	8 090	3 373	3 088	67 949
042	Malt and malt flour	5,518	350 508	6 538	230	18 057
044	Wheat flour	16,801	710 666	172 215	1 550	58 299
046	Cereals milled, n.e.s.	2,040	76 226	9 361	10 137	2 188
048	Bakery products	1,234	31 032	4 144	596	478
050	Cereal products	5,644	118 734	29 596	5 767	27 131
052	Farinaceous substances and flour, n.e.s., for use as food	471	17 935	3 083	2 353	2 836
054	Apples	289	5 511	-	6 521	-
056	Bananas	-	-	-	-	-
058	Oranges	243	6 493	2 552	150 390	87
060	Other citrus fruits	-	-	-	8 576	-
062	Grapes	5	149	-	44 165	-
064	Watermelons	-	-	54	182	-
066	Cantaloupes and melons, n.e.s.	4	202	34	13 702	-
068	Peaches	-	-	-	287	-
070	Pears	-	-	-	12 674	-
072	Fresh or chilled fruits, n.e.s. and berries	30	928	58	22 377	-
074	Frozen fruits and berries	92	3 334	1 962	4 753	-
076	Dried and dehydrated fruits	5	134	417	10 356	115
078	Fruit juices and fruit juice concentrates not frozen	171	6 588	2 785	24 087	641
080	Fruit juice concentrates, frozen	142	6 352	1 671	9 563	-
082	Fruits and fruit preparations, n.e.s.	3,745	121 986	30 644	14 724	841
084	Nuts (except oil nuts)	736	34 627	10 040	3 125	137
086	Sugar beets	-	-	-	-	-
088	Cabbage	1	30	-	116	-
090	Celery	2	100	-	26 183	-
092	Lettuce	2	91	-	34 531	-
094	Onions and shallots	8	196	77	23 025	-
096	Potatoes (other than sweet)	2,873	104 184	8 593	38 169	503
098	Tomatoes	-	-	120	1 692	-
100	Vegetables, n.e.s., fresh or chilled	201	12 409	9 063	62 733	-
102	Vegetables, frozen	169	5 665	1 385	6 737	17 669
104	Vegetables, dried	2,395	104 348	11 233	21 101	8 364
106	Vegetables and preparations, n.e.s.	6,418	237 280	113 651	139 235	18 207
108	Sugar	3,849	234 441	328	5 222	11 625
110	Molasses and syrups	1,141	51 760	6 447	24 572	40 068
112	Sugar preparations (including confectionery), n.e.s.	629	18 915	2 483	118	265
114	Coffee	87	1 824	268	1 743	-
116	Cocoa and chocolate, tea, spices and vinegar	179	6 165	990	1 178	-
118	Margarine and similar products	235	6 728	1 618	-	24
120	Shortening and lard	406	16 050	1 128	4 420	253
122	Soups and infant and junior foods	707	26 414	5 907	-	228
124	Pre-cooked frozen food preparations	679	20 198	1 743	1 342	843
126	Food preparations and materials for food preparations, n.e.s.	13,925	413 703	88 501	9 482	8 428
128	Hay, forage and straw	248	4 790	158	18	64
130	Wheat bran, shorts and middlings	6,530	275 903	27 617	13 262	14 687
132	Ground cereals and by-products, n.e.s.	9,921	556 826	86 570	36 250	18 351
134	Soyabean oil meal	2,499	156 626	27 836	130 713	40 192
136	Oil seed meals (including cake), n.e.s.	8,824	489 850	105 210	1 286	483
138	Feeds of vegetable origin, n.e.s.	4,286	238 823	10 948	64 722	60 474

See footnote(s) at end of table.

TABLEAU 1. Marchandises payantes transportées par chemin de fer au Canada - Sommaire, 1981

Total freight traffic(1) (initial, 1981)	Unloaded from railway cars	Delivered to other railways	Delivered to United States rail	Type de marchandise	No
Total du trafic de marchandises(1) (transport initial), 1981	Déchargées du wagon	Remises aux autres chemins de fer	Remises au réseau des Etats-Unis		
metric - tonnes - métriques					
<b>SECTION I:</b>					
<b>Animaux vivants (charge complète):</b>					
60 696	60 794	413	-	Bovins	002
64	64	-	-	Porcs	004
-	-	-	-	Chevaux, mulets et ânes	006
1 474	1 384	108	-	Animaux vivants, n.d.a.	008
<b>62 233</b>	<b>62 241</b>	<b>521</b>	-	<b>Total</b>	<b>991</b>
<b>SECTION II:</b>					
<b>Denrées alimentaires, aliments pour animaux, boissons et tabacs (charge complète):</b>					
121 561	124 306	11 464	24	Viandes fraîches ou réfrigérées	010
5 556	4 893	-	664	Viandes congelées	012
11 108	10 982	647	-	Viandes et préparations à base de viandes, n.d.a.	014
33 603	22 877	7 507	9 735	Poissons et animaux marins	016
1 183	649	-	562	Beurre	018
3 228	1 375	1 144	1 832	Fromage	020
122 351	32 969	7 747	89 125	Produits laitiers, n.d.a., oeufs et miel	022
6 251 827	6 247 061	178 188	99 149	Orge	024
1 178 438	688 298	258 992	364 319	Mais	026
364 578	331 600	19 640	35 582	Avoine	028
71 018	65 527	5 983	993	Riz	030
495 768	488 170	11 407	66	Seigle	032
20 373 050	19 863 038	623 185	209 740	Blé	034
154 173	156 225	15 776	5 263	Céréales non moulues, n.d.a.	036
3 585	41 651	2 169	1 466	Farine et semoule de maïs	038
23 123	11 261	3 290	67 945	Fécule de maïs	040
388 795	299 929	7 586	67 819	Malt et farine de malt	042
320 511	718 207	164 568	59 951	Farine de blé	044
88 549	77 094	10 869	9 947	Céréales moulues, n.d.a.	046
12 106	25 456	8 178	2 616	Produits de boulangerie	048
131 632	120 140	33 468	27 621	Produits à base de céréales	050
23 124	20 188	2 898	3 120	Substances farineuses et farine, n.d.a., destinées à l'alimentation	052
12 032	11 993	-	39	Pommes	054
-	-	-	-	Bananes	056
156 970	156 133	3 256	135	Oranges	058
8 576	8 576	-	-	Autres agrumes	060
44 314	44 313	-	-	Raisins	062
182	237	-	-	Pastèques	064
13 904	13 838	73	27	Cantaloupes et melons, n.d.a.	066
12 287	287	-	-	Pêches	068
12 674	12 674	-	-	Poires	070
23 305	23 313	24	24	Fruits frais ou réfrigérés, n.d.a. et baies	072
8 087	7 089	2 958	-	Fruits et baies congelés	074
10 605	10 349	558	115	Fruits séchés et deshydratés	076
31 316	30 190	2 912	999	Jus de fruits et concentrés de jus de fruits non congelés	078
15 915	16 154	1 374	58	Concentrés de jus de fruits congelés	080
137 551	43 178	120 103	4 913	Fruits et préparations à base de fruits, n.d.a.	082
37 889	27 996	19 606	327	Noix (à l'exclusion des noix oléagineuses)	084
146	146	-	-	Betteraves à sucre	086
26 283	26 283	-	-	Chou	088
34 622	34 622	-	-	Céleri	090
23 221	23 213	-	-	Laitue	092
142 856	141 653	8 566	1 229	Oignons et échalottes	094
1 692	1 692	120	-	Pommes de terre (sauf les patates douces)	096
75 142	76 082	8 000	-	Tomates	098
30 071	12 060	1 491	122	Legumes frais ou réfrigérés, n.d.a.	100
131 813	114 350	11 896	17 904	Legumes congelés	102
394 722	417 154	70 531	16 800	Legumes séchés	104
251 288	239 032	7 587	20 689	Legumes et préparations à base de légumes, n.d.a.	106
116 400	75 146	7 546	11 798	Sucre	108
19 298	18 279	2 583	40 156	Mélasses et sirops	110
3 567	3 534	300	919	Préparations à base de sucre (y compris les confiseries), n.d.a.	112
7 343	6 765	1 015	-	Café	114
6 752	6 485	1 698	553	Cacao et chocolat, thé, épices et vinaigre	116
20 723	20 586	1 012	187	Margarine et produits similaires	118
26 642	26 351	5 767	253	Graisse préparée et saindoux	120
22 383	21 767	1 314	431	Soupes et aliments pour bébés et jeunes enfants	122
431 613	405 373	100 907	1 044	Préparations alimentaires congelées précuites	124
4 872	4 808	79	13 835	Préparations alimentaires et ingrédients pour préparations alimentaires, n.d.a.	126
333 848	240 371	31 960	143	Foin, fourrage et paille	128
313 427	573 597	98 346	59 133	Son d'orge, remoulages	130
313 532	288 544	26 470	28 055	Céréales moulues et dérivées, n.d.a.	132
191 619	492 109	97 760	40 351	Tourteaux de soja	134
184 019	273 931	12 994	6 961	Farines de graines oléagineuses (y compris les tourteaux), n.d.a.	136
-	-	-	88 044	Aliments d'origine végétale pour animaux, n.d.a.	138

Notes: à la fin du tableau.

TABLE 1. Revenue Freight Carried by Railways within Canada - Summary, 1981

No	Commodity	Number of railways cars  Nombre de wagons	Loaded onto railways cars  Chargées sur wagons	Received from other railways  En provenance d'autres chemins de fer	Received from United States rail En provenance des États-Unis	
					Destined to Canadian points  A destination du Canada	Destined to United States points  A destination des États-Unis
<b>SECTION II:</b>						
<b>Food, feed, beverages and tobacco (C.L.):</b>						
140	Feeds of animal origin	1,097	40 190	10 602	818	407
142	Primary or concentrated feeds	5	254	-	792	499
144	Secondary or complete animal feeds, n.e.s.	2,367	82 012	39 309	23 858	121 625
146	Non-alcoholic beverages	119	3 395	388	3 196	-
148	Ale, beer, stout and porter	2,280	47 939	793	29 170	23 313
150	Wines and fermented alcoholic beverages, n.e.s.	200	3 953	91	7 532	21 546
152	Distilled alcoholic beverages	1,027	51 640	12 232	1 000	2 058
154	Cigarettes	156	2 888	-	-	-
156	Tobacco, unmanufactured	53	1 700	-	360	-
158	Tobacco, manufactured, n.e.s.	-	-	-	-	-
992	<b>Total</b>	<b>528,387</b>	<b>32 655 183</b>	<b>1 744 086</b>	<b>1 885 948</b>	<b>979 387</b>
<b>SECTION III:</b>						
<b>Crude materials, inedible (C.L.):</b>						
160	Raw hides and skins (including fur skins)	102	3 711	-	9 046	2 145
162	Primary tankage	333	17 910	2 939	4 562	3 869
164	Crude animal products, inedible, n.e.s. (excluding fibres)	32	1 232	233	1 865	-
166	Seeds for sowing, n.e.s.	929	44 350	4 973	1 109	956
168	Flaxseed	7 678	531 000	2 050	-	-
170	Rapeseed	20,325	1 387 910	26 495	-	-
172	Soyabeans	50	2 983	-	3 269	-
174	Oil seeds, oil nuts and oil kernels, n.e.s.	2,070	90 256	5 195	28 897	217
176	Rubber and allied gums, natural	1,171	59 152	56 831	563	315
178	Peatmoss and mosses, n.e.s.	1,319	33 925	1 492	-	110
180	Other crude vegetable materials, inedible, n.e.s.	69	1 517	964	5 977	157
182	Logs and bolts of wood	31,859	1 696 840	1 420	3 279	-
184	Fence posts, pitprops and piling of wood	590	28 504	1 970	500	-
186	Round timber, n.e.s.	2,627	110 919	24 002	23 105	909
188	Pulpwood logs	46,846	2 669 091	712 937	2 655	2 840
190	Pulpwood chips	158,171	8 452 356	269 801	52	42 076
192	Christmas trees	117	2 339	126	-	133
194	Other crude wood materials, n.e.s.	52	2 230	6 033	1 577	-
196	Silk, wool and animal hair	20	276	50	-	58
198	Cotton	43	1 517	3 644	56 596	1 038
200	Vegetable and man-made textile fibres (excluding cotton)	886	32 996	46 476	3 235	314
202	Bauxite ore and alumina	41,039	3 046 827	337 083	85 578	1 101
204	Copper ores and concentrates	18,795	1 556 515	200 829	67 504	-
206	Copper matte and precipitates	9	481	-	-	-
208	Iron ore and concentrates	526,856	49 781 457	13 744 403	8 419	-
210	Lead ore and concentrates	6,489	483 282	60 505	27 708	-
212	Manganese ore	1	56	2 288	7 902	-
214	Nickel, copper ores and concentrates	61,988	4 456 691	87	-	-
216	Nickel ore and concentrates	8,281	612 203	-	-	-
218	Matte, nickel, copper-nickel or nickel-iron chromium alloy	1,225	94 255	12 658	-	-
220	Tungsten ore and concentrates	34	2 169	-	-	-
222	Zinc ore and concentrates	19,999	1 556 563	393 499	73 898	-
224	Lead and zinc ores and concentrates	34	2 407	816	928	-
226	Metallic ores and concentrates, n.e.s.	276	17 890	4 341	11 972	111
228	Iron and steel scrap	25,380	1 365 300	237 980	430 422	11 470
230	Non-ferrous metal scrap (including precious metal scrap)	1,001	40 855	15 543	14 859	4 719
232	Slags, drosses and other by-products, n.e.s.	1,845	143 788	69 450	17 236	1 026
236	Anthracite coal	3	173	11 010	66 900	1 968
238	Bituminous coal	260,301	22 852 311	214 667	192 017	9 650
240	Lignite coal	15,320	1 147 752	91	45	70
242	Coal, n.e.s.	250	9 814	1 302	11 597	36
244	Crude mineral oils (petroleum)	2,273	164 050	4 437	181	-
246	Natural gas and other crude bituminous substances	31	2 338	78	745	-
248	Asbestos, unmanufactured, crude and fibre	6,200	322 143	3 993	503	9 018
250	Clay	2,309	178 531	84 566	415 833	20 550
252	Other crude refractory materials	25	1 620	123	2 099	-
254	Natural abrasives	21	934	17 603	57 833	1 929
256	Sand, industrial	4,689	280 107	63 853	680 946	25 085
258	Sand, n.e.s.	38	1 976	697	9 422	54
260	Gravel	28	1 969	134	1 826	-
262	Building stone, rough	54	2 488	142	1 310	5 434
264	Silica or siliceous, n.e.s.	107	6 516	1 621	8 980	526
266	Agricultural limestone	902	57 636	1 521	2 498	394
268	Limestone, furnace or foundry, and fluxing stone	3,536	299 046	-	-	-
270	Limestone, crushed or broken, n.e.s.	56,801	4 086 189	24 305	50 540	2 214
272	Stone, n.e.s. (including stone refuse)	2,326	161 739	18 603	10 781	13 566
274	Barytes, natural	854	58 292	9 469	12 445	-

See footnote(s) at end of table.

TABLEAU 1. Marchandises payantes transportées par chemin de fer au Canada - Sommaire, 1981

Total freight traffic(1) initial, 1981	Unloaded from railway cars	Delivered to other railways	Delivered to United States rail	Type de marchandise	No
Total du trafic de marchandises(1) (transport initial), 1981	Déchargées du wagon	Remises aux autres chemins de fer	Remises au réseau des Etats-Unis		
metric - tonnes - métriques					
				<b>SECTION II:</b>	
				<b>Denrées alimentaires, aliments pour animaux, boissons et tabacs (charge complète):</b>	
41 415	34 183	8 488	9 343	Aliments d'origine animale pour animaux	140
1 545	1 022	23	499	Aliments concentrés pour animaux	142
227 495	109 172	31 299	126 334	Aliments complets pour animaux, n.d.a.	144
6 591	6 502	477	-	Boissons non alcooliques	146
100 422	73 613	1 658	25 944	Ale, bière, stout et porter	148
33 031	10 039	239	22 853	Vins et boissons alcooliques fermentées, n.d.a.	150
54 698	24 660	6 629	35 642	Boissons alcooliques distillées	152
2 888	2 888	-	-	Cigarettes	154
2 060	360	-	1 700	Tabacs bruts	156
-	-	-	-	Tabacs fabriqués, n.d.a.	158
<b>35 520 516</b>	<b>33 564 579</b>	<b>2 065 823</b>	<b>1 635 103</b>	<b>Total</b>	<b>992</b>
				<b>SECTION III:</b>	
				<b>Matières brutes, non comestibles (charge complète):</b>	
14 902	10 800	-	4 102	Cuir et peaux bruts (y compris les peilleteries)	160
26 341	17 819	2 787	8 675	Déchets d'abattoir non conditionnés	162
3 097	2 867	403	61	Produits bruts d'origine animale, non comestibles, n.d.a. (sauf les fibres)	164
46 415	44 974	4 050	2 364	Semences, n.d.a.	166
531 000	494 313	2 788	35 951	Lin	168
1 587 910	1 398 305	15 888	210	Colza	170
6 252	6 252	-	-	Soja	172
119 370	113 540	4 834	6 193	Graines oléagineuses, noix oléagineuses et amandes oléagineuses, n.d.a.	174
50 030	59 330	57 026	507	Caoutchouc et gommes analogues	176
84 035	3 164	1 949	30 413	Tourbe et autres mousses, n.d.a.	178
7 651	5 934	2 492	188	Autres matières brutes d'origine végétale, non comestibles, n.d.a.	180
1 750 119	1 698 867	562	2 111	Billes et billots de bois	182
29 004	12 270	15 528	3 177	Piquets de clôture, étais de mine et pilots en bois	184
134 933	108 277	14 711	35 947	Bois en grume, n.d.a.	186
2 674 586	2 605 870	621 024	160 629	Billes de bois à pâte	188
8 494 484	8 227 947	256 285	280 053	Copeaux de bois à pâte	190
2 472	295	-	2 303	Arbres de Noël	192
3 807	8 300	1 370	170	Autres matières de bois brutes, n.d.a.	194
334	326	-	58	Soie, laine et poil d'origine animale	196
59 151	59 182	2 492	1 119	Coton	198
36 545	4 060	45 998	32 964	Fibres textiles végétales et chimiques (sauf le coton)	200
3 133 506	3 326 814	100 723	43 054	Minerais de bauxite et alumine	202
1 824 019	1 646 478	177 552	819	Minerais et concentrés de cuivre	204
481	481	-	-	Mattes et précipités de cuivre	206
49 787 876	49 670 551	13 845 186	16 542	Minerais et concentrés de fer	208
510 990	463 039	61 553	46 904	Minerais et concentrés de plomb	210
7 958	7 886	2 360	-	Minerais de manganèse	212
4 456 691	4 456 778	-	-	Minerais et concentrés de nickel et de cuivre	214
612 203	612 203	-	-	Minerais et concentrés de nickel	216
94 255	93 446	13 467	-	Mattes et alliages de nickel, cuivre-nickel et nickel-chrome-fer	218
2 169	-	-	2 169	Minerais et concentrés de tungstène	220
1 630 461	1 603 859	406 442	13 659	Minerais et concentrés de zinc	222
3 335	3 345	806	-	Minerais et concentrés de plomb et de zinc	224
29 973	23 558	4 610	6 146	Minerais et concentrés métalliques, n.d.a.	226
1 807 192	1 702 771	188 850	153 551	Ferraille de fer et d'acier	228
60 433	44 865	14 030	17 082	Déchets de métaux non ferreux (y compris les déchets de métaux précieux)	230
162 050	148 067	64 868	18 565	Cendres, scories et autres résidus, n.d.a.	232
69 041	50 161	26 678	3 212	Anthracite	236
23 053 978	22 775 381	459 296	33 989	Houille grasse	238
1 147 867	1 147 774	-	184	Lignite	240
21 447	21 094	1 593	63	Houille, n.d.a.	242
164 231	165 280	3 389	-	Huiles minérales brutes (de pétrole)	244
3 083	3 006	156	-	Gaz naturel et autres substances bitumineuses brutes	246
331 664	88 903	57 038	189 717	Amiante non ouvré, brut ou en fibres	248
614 914	594 600	62 443	22 435	Argile	250
3 719	3 636	207	-	Autres matières réfractaires brutes	252
60 696	52 578	23 073	2 646	Abrasifs naturels	254
986 138	889 612	109 170	51 209	Sable, d'usage industriel	256
11 452	11 251	844	54	Sable, n.d.a.	258
3 695	3 753	277	-	Gravier	260
9 232	2 030	142	7 203	Pierres de construction brutes	262
16 022	14 588	1 906	1 149	Silice ou silex, n.d.a.	264
80 528	59 548	471	2 030	Pierres calcaires, d'usage agricole	266
299 046	299 046	-	-	Pierres calcaires (usage industriel) et castines	268
4 138 943	4 116 097	28 593	18 557	Pierres calcaires concassées, n.d.a.	270
186 086	171 230	17 329	18 130	Pierres, n.d.a. (y compris les débris de pierres)	272
70 737	66 784	13 421	-	Barytine	274

Voir notes à la fin du tableau.



TABLE 1. Revenue Freight Carried by Railways within Canada - Summary, 1981

No	Commodity	Number of	Loaded onto	Received from	Received from United States rail	
		railways cars	railways cars	other railways	En provenance des Etats-Unis	
		Nombre de wagons	Chargées sur wagons	En provenance d'autres chemins de fer	Destined to Canadian points A destination du Canada	Destined to United States points A destination des Etats-Unis
				metric - tonnes - métriques		
<b>SECTION III:</b>						
<b>Crude materials, inedible (C.L.):</b>						
276	Gypsum	58,892	4 763 568	894	3 084	-
278	Pyrites, iron (except roasted)	445	30 171	10 440	93	-
280	Nepheine syenite	4,372	339 888	208 711	309	-
282	Phosphate rock	9,359	820 982	373 837	1 750 519	112
284	Common salt, rock or bulk	10,190	822 284	56 634	13 222	73 728
286	Common salt, n.e.s.	1,655	91 879	1 086	2 424	7 412
288	Liquid sulphur	21,619	1 898 626	290 547	57	5 850
290	Sulphur, n.e.s.	72,907	5 930 468	42 886	133	-
292	Non-metallic minerals, crude, n.e.s.	800	51 962	25 603	82 888	52 933
294	Textile rags and waste, n.e.s.	306	9 324	4 473	16 129	1 284
296	Paper waste	2,386	83 377	34 156	142 554	31 085
298	Slag (excluding basic) and ashes, waste	338	23 664	92 758	95 909	1 208
300	Wood waste, n.e.s.	7,997	370 100	377	832	15 622
304	Waste materials, n.e.s.	1,290	70 631	35 366	6 591	1 169
993	<b>Total</b>	<b>1,537,165</b>	<b>123 274 209</b>	<b>17 863 305</b>	<b>4 531 961</b>	<b>354 443</b>
<b>SECTION IV:</b>						
<b>Fabricated materials, inedible (C.L.):</b>						
306	Leather and dressed furs and rubber fabricated materials	132	4 091	1 601	251	36
308	Lumber	130,261	6 120 842	1 975 458	180 837	82 898
310	Flooring	55	2 034	1 260	1 870	-
312	Railway ties	619	34 592	9 084	32 374	43
314	Shingles and shakes of wood	5,599	179 840	32 348	195	279
316	Sawmill products, n.e.s.	17	686	78	68	173
318	Veneer	5,788	278 778	129 846	16 910	5 996
320	Plywood	13,080	531 722	219 707	22 804	40 877
322	Wood building boards, n.e.s.	6,021	284 381	35 890	26 835	21 248
324	Millwork (woodwork)	444	12 289	4 973	6 758	11 879
326	Cooperage stock and box, crate and package shook	66	1 467	135	933	2 254
328	Other wood fabricated materials, n.e.s.	600	22 100	3 660	9 810	2 908
330	Wood pulp	89,316	5 194 564	1 168 606	112 620	272 363
332	Pulp, n.e.s.	42	2 120	422	6 269	913
334	Newsprint paper	76,500	4 443 953	1 599 120	10 534	1 487
336	Groundwood printing and specialty paper	9,263	459 463	229 229	300 134	967 289
338	Book paper	-	-	-	-	-
340	Fine paper, tissue paper and sanitary paper	1,457	31 986	19 190	5 307	40 118
342	Wrapping paper	5,080	239 547	41 534	10 621	27 882
344	Paperboard, n.e.s.	22,683	910 125	69 726	119 869	155 289
346	Building paper	1,970	78 579	4 386	1 617	-
348	Building board, n.e.s.	1,922	72 486	31 491	29 140	6 300
350	Paper, n.e.s.	94	2 350	-	38	2 619
352	Batts, batting, wadding and felt	742	22 359	1 322	1 977	157
354	Cordage, twine and rope	31	910	344	6 279	163
356	Cotton broad-woven fabrics	3	62	40	505	28
358	Jute broad-woven fabrics	60	2 194	-	83	-
360	Textile fabricated materials, n.e.s.	190	3 675	11	1 433	758
362	Animal oils and fats (excluding marine)	1,611	90 265	5 993	1 469	109
364	Fish and marine animal oils	28	902	934	141	928
366	Cottonseed oil and linseed oil	23	1 439	105	2 910	191
368	Soyabean oil	462	29 422	356	3 674	2 093
370	Vegetable oils and fats, n.e.s.	6,146	396 574	29 013	18 516	2 139
372	Chemically modified oils, fats and waxes and their derivatives	147	6 000	960	4 346	1 369
374	Turpentine, rosin and rosin oils, spirits and acids	170	6 628	2 357	9 914	1 308
376	Gum, wood and vegetable extracts	1,307	74 056	10 414	17 746	1 034
378	Carbon blacks	1,721	78 991	3 556	6 264	658
380	Chemical elements	8,154	561 985	67 446	13 159	12 367
382	Sulphuric acid	14,252	1 196 629	702 048	5 785	-
384	Inorganic acids and oxygen compounds of non-metals or metalloids, n.e.s.	3,950	221 297	36 907	8 861	13 017
386	Sodium hydroxide	33	2 774	27 947	-	-
388	Inorganic bases and metallic oxides, hydroxides and peroxides, n.e.s.	27,227	1 974 843	191 249	36 102	51 398
390	Sodium sulphate	7,507	600 358	100 398	61	4 332
392	Sodium carbonate	5,601	405 325	65 926	146 607	312
394	Metallic salts and peroxy-salts of inorganic acids, n.e.s.	5,103	345 614	169 515	112 532	23 899
396	Calcium carbide	510	22 781	4 913	1 411	857
398	Inorganic chemicals other, n.e.s.	240	13 336	3 917	7 878	651
400	Hydrocarbons and their derivatives	14,924	1 093 486	137 487	58 669	3 849
402	Alcohols and their derivatives	6,285	497 895	51 025	17 001	4 018
404	Phenols, ethers, aldehydes, ketones and their derivatives	4,408	319 671	27 698	41 391	1 987
406	Organic acids, their anhydrides, halides, peroxides, peracids and derivatives	1,294	86 248	1 661	59 681	143
408	Nitrogen function compounds	617	34 158	5 617	28 677	381
410	Organic chemicals, n.e.s.	1,685	79 963	6 592	30 798	236
412	Explosives, fuses and caps	1,175	49 126	10 238	3 471	-

See footnote(s) at end of table

TABLEAU 1. Marchandises payantes transportées par chemin de fer au Canada - Sommaire, 1981

Total freight traffic(1) (initial haul), 1981	Unloaded from railway cars	Delivered to other railways	Delivered to United States rail	Type de marchandise	No
Total du trafic de marchandises(1) (transport initial), 1981	Déchargées du wagon	Remises aux autres chemins de fer	Remises au réseau des États-Unis		
metric - tonnes - métriques					
				<b>SECTION III:</b>	
				<b>Matières brutes, non comestibles (charge complète):</b>	
4 766 652	4 745 870	967	20 711	Gypse	276
30 264	19 770	10 494	10 440	Pyrites de fer (sauf frittées)	278
340 197	115 332	193 024	240 551	Syénite nephélinique	280
2 571 613	2 586 053	358 650	747	Roche phosphatée	282
909 234	816 839	71 143	77 884	Sel gemme de saline	284
101 715	91 911	3 029	7 859	Sel commun, n.d.a.	286
1 904 533	399 679	291 668	1 503 732	Soufre liquide	288
5 930 601	5 853 337	69 451	50 699	Soufre, n.d.a.	290
187 783	91 471	27 172	94 745	Minéraux non métalliques bruts, n.d.a.	292
26 737	21 239	4 539	5 433	Chiffons et déchets de textile, n.d.a.	294
256 996	201 871	42 075	47 206	Déchets de papier	296
120 781	106 796	97 302	9 442	Scories (sauf basiques) et cendres, déchets	298
386 554	366 349	2 503	18 079	Déchets de bois, n.d.a.	300
78 391	65 349	22 910	25 499	Autres déchets, n.d.a.	304
<b>128 160 613</b>	<b>124 705 059</b>	<b>17 931 588</b>	<b>3 387 274</b>	<b>Total</b>	<b>993</b>
				<b>SECTION IV:</b>	
				<b>Demi-produits, non comestibles (charge complète):</b>	
4 378	3 719	1 995	266	Cuir, fourrures apprêtées et demi-produits en caoutchouc	306
6 384 577	3 113 166	2 030 859	3 216 012	Bois de construction	308
3 904	4 005	1 059	102	Couvertures de sol	310
1 011	52 135	20 504	3 457	Traverses de chemin de fer	312
1 314	9 040	12 857	190 766	Bardeaux et bardeaux fendus	314
903	554	73	354	Sciages	316
301 684	204 972	153 643	72 913	Placages	318
595 403	541 290	212 638	61 185	Contre-plaques	320
532 461	246 878	36 651	84 824	Planchées de bois de construction, n.d.a.	322
30 926	20 621	2 850	12 427	Bois de menuiserie	324
4 654	2 295	123	2 372	Ouvrages de tonnellerie, caisses et bois de layeter	326
34 818	24 907	4 058	9 514	Autre demi-produits en bois, n.d.a.	328
5 579 547	2 537 085	927 061	3 284 009	Pâte de bois	330
9 302	7 217	264	2 243	Pâte, n.d.a.	332
4 455 974	854 937	1 633 619	3 566 538	Papier journal	334
1 726 866	336 486	213 514	1 406 097	Papier mécanique et papier spécial	336
-	-	-	-	Papier d'édition	338
77 411	25 212	13 682	57 706	Papier fin, papier de soie et papier hygiénique	340
278 050	207 276	42 237	70 074	Papier d'emballage	342
1 185 283	970 999	93 605	190 404	Carton, n.d.a.	344
80 196	68 434	6 720	9 438	Papier de construction	346
107 926	80 648	35 349	23 419	Panneaux de construction, n.d.a.	348
5 007	1 986	17	3 022	Papier, n.d.a.	350
24 493	24 381	1 148	286	Ouate et bourre en masse ou en feuilles et feutre	352
7 352	7 306	229	163	Cordage, ficelle et corde	354
595	590	17	28	Tissus larges de coton	356
2 277	83	-	2 194	Tissus larges de jute	358
5 866	4 991	39	846	Demi-produits en matières textiles, n.d.a.	360
91 843	92 013	4 897	925	Huiles et corps gras d'origine animale (sauf marins)	362
1 971	366	928	1 609	Huiles de poissons et d'animaux marins	364
4 540	4 293	99	253	Huile de coton et huile de lin	366
35 189	33 042	265	2 240	Huile de soja	368
417 229	408 199	31 808	6 235	Huiles et corps gras d'origine végétale, n.d.a.	370
11 715	9 575	944	2 157	Huiles, corps gras et cires modifiées chimiquement et leurs dérivés	372
17 850	15 680	2 718	1 809	Terébenthine, colophane et huiles, essences et acides de colophane	374
92 836	53 357	8 759	41 134	Extraits de gomme, de bois et de végétaux	376
85 913	73 291	4 090	12 088	Noirs de carbone	378
587 511	409 105	89 133	176 717	Éléments chimiques	380
1 202 414	861 031	744 165	299 267	Acide sulfurique	382
243 175	118 454	28 339	133 290	Acides inorganiques et composés d'oxygène de produits non métalliques ou de métalloïdes, n.d.a.	384
2 774	23 299	7 422	-	Hydroxyde de sodium	386
2 062 343	1 400 995	295 691	556 905	Bases inorganiques et oxydes, hydroxydes et peroxydes métalliques, n.d.a.	388
604 751	345 064	97 242	262 843	Sulfate de sodium	390
552 244	563 280	54 486	402	Carbonate de sodium	392
482 045	384 447	158 198	108 915	Seis et persels métalliques d'acides inorganiques, n.d.a.	394
25 049	25 065	4 041	857	Carbure de calcium	396
21 865	18 420	3 171	4 192	Autres produits chimiques inorganiques, n.d.a.	398
1 156 004	706 878	186 652	399 962	Hydrocarbures et leurs dérivés	400
518 914	421 398	55 177	93 363	Alcools et leurs dérivés	402
363 049	279 956	29 307	81 485	Phénols, éthers, aldéhydes, cétones et leurs dérivés	404
146 069	122 898	1 553	23 280	Acides organiques et leurs anhydrides, halides, peroxydes, peracides et leurs dérivés	406
63 166	61 646	6 262	877	Composés de fonction azote	408
110 951	109 212	6 599	1 731	Produits chimiques organiques, n.d.a.	410
32 587	52 971	9 530	332	Explosifs, mèches et amorces	412

Voir note(s) à la fin du tableau.

TABLE 1. Revenue Freight Carried by Railways within Canada - Summary, 1981

No.	Commodity	Number of	Loaded onto	Received from	Received from United States rail	
		railways cars	railways cars	other railways	En provenance des Etats-Unis	
		Nombre de wagons	Chargées sur wagons	En provenance d'autres chemins de fer	Destined to Canadian points	Destined to United States points
				A destination du Canada	A destination des Etats-Unis	
		cars - wagons		metric - tonnes - métriques		
<b>SECTION IV:</b>						
<b>Fabricated materials, inedible (C.L.):</b>						
414	Ammonium phosphates	5,665	420 008	48 399	13 434	-
416	Muriate of potassium (potash)	108,959	9 700 397	261 000	2 077	180
418	Fertilizers and fertilizer materials, n.e.s.	21,418	1 708 334	392 486	203 615	24 597
420	Agricultural chemicals, formulated	101	4 251	865	4 297	698
422	Adhesives	436	14 066	461	579	118
424	Synthetic rubber	1,213	65 749	8 689	67 992	6 458
426	Plastic materials, not shaped and basic shapes and forms	9,245	497 147	127 082	114 335	63 971
428	Pigments, lakes and toners	282	11 351	5 540	2 673	356
430	Paints and related products	833	28 931	9 663	1 125	251
432	Chemical specialties, industrial, n.e.s.	6,819	369 845	47 266	213 609	9 441
434	Gasoline	26,874	1 510 920	239 458	1 027	-
436	Aviation turbine fuel	1,068	63 323	142	-	-
438	Diesel fuel	46,146	2 777 629	135 805	476	72
440	Kerosene	22	1 256	62	-	182
442	Fuel oil, n.e.s.	18,566	1 048 073	244 770	30 590	1 749
444	Lubricating oils and greases	6,224	315 156	45 511	58 211	5 543
446	Petroleum coke	2,890	207 710	95 966	250 512	4 824
448	Coke, n.e.s.	10,994	547 322	28 624	127 300	26 499
450	Refined and manufactured gases, fuel type (L.P.G.)	45,528	2 878 494	365 320	37 369	94 667
452	Asphalts and road oils	3,583	212 697	899	1 582	78
454	Other petroleum and coal products	12,240	718 389	116 218	44 185	3 032
456	Ferro-alloys	1,609	99 083	56 020	3 171	169
458	Pig iron	1,600	112 728	63 080	388	21 324
460	Ingots, blooms, billets and slabs, iron and steel	13,390	922 670	252 249	9 928	-
461	Primary iron and steel, n.e.s.	982	31 059	27 606	178 909	68
462	Castings and forgings, iron or steel	2,110	105 338	39 715	58 211	15 173
464	Bars and rods, steel	12,686	755 226	131 243	34 584	35 247
466	Plates, steel, fabricated	6,569	561 497	200 414	27 220	9 300
468	Sheet and strip, steel	14,210	941 214	230 190	54 327	20 200
470	Structural shapes and sheet piling, iron or steel	7,609	431 674	247 948	30 744	4 400
472	Rails and railway track materials	1,671	114 507	79 109	12 724	3 490
474	Pipes and tubes, iron and steel	14,325	738 819	286 124	26 996	1 310
476	Wire, iron or steel	896	28 285	4 026	609	34
478	Aluminum paste, powder, pigs, ingots and shot	1,989	114 797	4 871	27	-
480	Aluminum and aluminum alloy fabricated material, n.e.s.	4,350	211 447	659 760	17 339	488
482	Copper and alloys in primary forms	6,830	365 041	53 914	13 186	348
484	Copper and alloys, n.e.s.	846	40 844	14 536	1 975	1 011
486	Lead and alloys	2,095	122 510	11 823	3 013	-
488	Nickel and alloys	583	35 368	9 740	56	-
490	Tin and alloys	1	27	-	-	-
492	Zinc and alloys	7,518	452 088	131 953	387	109
494	Other non-ferrous base metals and alloys	321	15 579	890	3 392	133
496	Tanks	519	17 057	4 071	1 118	46
498	Bolts, nuts, nails, screws and basic hardware	384	12 695	518	1 774	14
500	Metal fabricated basic products, n.e.s.	2,076	62 953	15 165	7 135	115
502	Natural stone basic products, chiefly structural	1,349	108 534	3 682	87 431	27
504	Bricks and tiles, clay	690	31 533	3 699	12 257	2 013
506	Fire brick and similar shapes	895	40 151	15 919	45 222	182
508	Dolomite and magnesite, calcined	476	32 014	11 906	33 377	5 126
510	Refractories, n.e.s.	324	13 695	4 745	18 240	689
512	Glass basic products	1,130	44 445	18 890	46 195	-
514	Asbestos and asbestos-cement basic products	973	35 215	59 371	291	38
516	Portland cement, standard	21,470	1 779 873	114 957	24 342	162
518	Concrete pipe	211	9 767	4 460	181	-
520	Cement and concrete basic products, n.e.s.	4,295	331 768	2 945	1 136	65
522	Plaster	12	502	40	15 944	1 852
524	Gypsum wallboard and sheathing	314	13 362	1 518	11 594	-
526	Gypsum basic products, n.e.s.	2	72	174	6 972	-
528	Lime, hydrated and quick	3,302	213 417	105 374	5 592	360
530	Non-metallic mineral basic products, n.e.s.	7,644	387 217	127 509	34 844	2 073
532	Bituminous pressed or molded fabricated materials	30	455	196	-	-
534	Miscellaneous fabricated materials	865	28 496	5 149	1 258	66
994	<b>Total</b>	<b>967,072</b>	<b>59 591 235</b>	<b>12 443 688</b>	<b>3 513 860</b>	<b>2 131 171</b>
<b>SECTION V:</b>						
<b>End products, inedible (C.L.):</b>						
536	Power boilers	593	23 941	1 706	4 249	772
538	Engines and turbines, general purpose	163	5 779	1 672	3 164	123
539	Electric generators and motors	320	8 305	1 024	2 511	450
540	General purpose industrial machinery, n.e.s.	2,179	59 846	9 773	8 948	1 000
542	Conveying, elevating and materials handling equipment	674	19 475	5 632	18 150	3 800
544	Construction and maintenance machinery and equipment	2,307	73 768	12 789	8 892	78
546	Special industry machinery, n.e.s.	1,072	37 063	11 328	45 714	488
548	Agricultural machinery and equipment	4,410	78 885	27 752	68 997	755
550	Tractors	760	15 140	1 160	46 059	56

See footnote(s) at end of table.

TABLEAU 1. Marchandises payantes transportées par chemin de fer au Canada - Sommaire, 1981

Total freight traffic(1) (initial total), 1981	Unloaded from railway cars	Delivered to other railways	Delivered to United States rail	Type de marchandise	No
Total du trafic de marchandises(1) (Transport initial), 1981	Déchargées du wagon	Remises aux autres chemins de fer	Remises au réseau des États-Unis		
metric - tonnes - métriques					
<b>SECTION IV:</b>					
<b>Demi-produits, non comestibles (charge complète):</b>					
433 442	251 780	83 936	146 123	Phosphates d'ammonium	414
9 702 654	4 868 396	238 149	4 857 110	Chlorure (muriate) de potassium	418
1 936 546	785 145	381 801	1 162 089	Engrais et matières fertilisantes, n.d.a.	418
9 246	8 180	864	1 066	Produits chimiques agricoles, formulés	420
14 763	14 408	613	204	Adhésifs	422
140 199	95 525	8 875	44 487	Caoutchouc synthétique	424
675 453	577 369	101 993	123 171	Matières plastiques non façonnées, et profilés et formes de base	426
14 380	12 653	5 963	1 305	Pigments, laques colorantes et tonifiants	428
30 307	29 502	8 187	2 283	Peintures et produits connexes	430
592 895	511 683	76 556	51 922	Produits chimiques industriels, n.d.a.	432
1 511 947	1 499 556	250 841	1 008	Essence	434
63 323	63 393	73	-	Carburateurs	436
2 778 377	2 465 902	248 604	179 674	Carburant diesel	438
1 438	1 256	62	182	Kérosène	440
1 080 412	1 179 939	138 930	6 314	Mazout, n.d.a.	442
342 617	345 498	37 032	5 595	Huiles et graisses lubrifiantes	444
463 046	429 400	37 989	91 625	Coke de pétrole	446
701 121	614 865	28 754	86 128	Coke, n.d.a.	448
3 010 530	1 364 096	378 120	1 633 835	Gaz raffinés et manufacturés, combustibles (GPL)	450
214 357	214 523	159	574	Asphalte et huiles pour les routes	452
765 606	479 016	171 490	231 319	Autres dérivés du pétrole et de la houille	454
102 423	58 881	54 417	45 144	Ferro-alliages	456
134 440	107 777	60 570	29 173	Fonle en gueuses	458
932 598	462 341	235 920	486 583	Lingots, blooms, billettes et brames de fer et d'acier	460
210 036	215 506	15 004	7 132	Fer et acier de formes primaires, n.d.a.	461
178 722	141 893	44 281	32 262	Moulaques et forgeages de fer ou d'acier	462
825 059	686 543	119 006	150 757	Barres et tiges d'acier	464
589 640	552 309	216 660	21 085	Tôles d'acier travaillé	466
1 015 746	986 330	186 140	73 466	Feuille et feuillard d'acier	468
166 843	426 256	268 584	19 952	Profilés de charpente et palplanches de fer ou d'acier	470
130 721	158 195	34 761	16 874	Rails et matériel de voie ferrée	472
767 134	717 003	295 168	41 087	Tuyaux et tubes de fer et d'acier	474
28 928	25 410	4 400	3 145	Fils de fer ou d'acier	476
114 824	29 274	90 422	-	Pâte, poudre, gueuses, lingots et grenaille d'aluminium	478
29 274	234 208	32 728	622 100	Demi-produits à base d'aluminium et d'alliages d'aluminium, n.d.a.	480
378 575	349 320	54 153	29 015	Cuivre et alliages de cuivre formes primaires	482
43 830	40 956	3 264	14 147	Cuivre et alliages de cuivre, n.d.a.	484
125 523	94 188	9 266	33 891	Plomb et alliages	486
35 424	29 129	8 462	7 573	Nickel et alliages	488
27	27	-	-	Étain et alliages	490
452 584	240 275	127 288	216 974	Zinc et alliages	492
19 104	9 211	2 267	8 516	Autres alliages et métaux communs non ferreux	494
18 221	18 012	3 802	480	Réservoirs	496
14 483	13 372	348	1 279	Boulons, écrous, clous, vis et autres articles de base de quincaillerie	498
70 203	68 748	13 802	2 816	Demi-produits de base en métal, n.d.a.	500
195 992	184 166	11 151	4 558	Produits de base en pierre naturelle, surtout de construction	502
45 803	43 572	3 506	2 427	Briques et tuiles d'argile	504
85 555	68 304	19 878	13 292	Briques réfractaires et formes similaires	506
70 517	58 723	10 519	13 181	Dolomite et magnésite calcinées	508
32 624	27 302	5 158	4 908	Matière réfractaires, n.d.a.	510
90 640	79 555	22 548	7 425	Produits de base en verre	512
35 544	19 410	1 463	74 043	Produits de base en amiante et en fibrociment	514
1 804 377	1 594 644	104 076	220 611	Ciment Portland ordinaire	516
9 948	8 522	5 773	113	Tuyau en béton	518
332 969	331 940	2 505	1 470	Produits de base en ciment et en béton, n.d.a.	520
18 298	16 406	80	1 852	Plâtre	522
24 956	24 824	1 606	45	Panneaux et revêtements de gypse	524
7 044	6 799	421	-	Produits de base en gypse, n.d.a.	526
219 369	139 424	133 568	51 751	Chaux hydratée et vive	528
424 134	152 273	109 108	290 256	Produits minéraux non métalliques de base, n.d.a.	530
455	811	41	-	Demi-produits bitumineux pressés ou moulés	532
29 820	28 098	6 620	251	Demi-produits divers	534
<b>65 236 266</b>	<b>40 226 974</b>	<b>11 794 020</b>	<b>25 658 961</b>	<b>Total</b>	<b>994</b>
<b>SECTION V:</b>					
<b>Produits finis, non comestibles (charge complète):</b>					
28 962	23 268	2 689	4 712	Chaudières mécaniques	536
9 066	7 408	1 863	1 465	Moteurs et turbines d'usage général	538
11 266	9 558	1 729	1 003	Génératrices et moteurs électriques	539
69 824	59 282	12 063	8 253	Machines industrielles d'usage général, n.d.a.	540
41 268	34 337	4 574	7 990	Convoyeurs et appareils de levage et de manutention	542
82 758	81 593	11 534	2 421	Machines et matériel de construction et d'entretien	544
33 265	71 995	11 398	11 202	Machines industrielles spéciales, n.d.a.	546
148 637	110 947	22 319	43 120	Machines et matériel agricoles	548
61 258	59 945	1 598	876	Tracteurs	550

voir note(s) à la fin du tableau.



TABLE 1. Revenue Freight Carried by Railways within Canada - Summary, 1981

No	Commodity	Number of railways cars	Loaded onto railways cars	Received from other railways	Received from United States rail	
		En provenance des wagons	Chargées sur wagons	En provenance d'autres chemins de fer	En provenance des Etats-Unis	
					Destined to Canadian points	Destined to United States points
					A destination du Canada	A destination des Etats-Unis
		cars - wagons		metric - tonnes - metriques		
<b>SECTION V:</b>						
<b>End products, inedible (C.L.):</b>						
552	Railway rolling stock	4 811	102 800	50 339	57 153	2 672
554	Passenger automobiles and chassis	46,068	857 133	244 031	202 514	69 288
556	Motor vehicle engines, accessories, parts and assemblies	27,871	679 696	120 003	1 221 752	221 876
558	Road motor vehicles, n.e.s.	34,860	676 280	98 627	73 119	18 658
560	Ships and boats, aircraft and miscellaneous vehicles, n.e.s. (including parts and accessories)	3,956	84 619	2 221	963	109
562	Rubber tires and tubes	4,692	106 913	9 201	7 368	673
564	Communication and related equipment	595	8 791	32	2 769	-
556	Heating equipment	27,871	679 696	120 003	1 221 752	221 876
568	Air-conditioning and refrigeration equipment	4,430	70 356	7 660	3 275	1 732
570	Plumbing equipment and fittings	1,010	14 748	1 757	873	-
572	Electric lighting, distribution and control equipment, n.e.s.	514	31 094	5 757	876	30
574	Furniture and fixtures	6,238	103 222	18 127	23 873	15 102
576	Electric appliances and accessories	6,328	144 724	15 079	12 457	151
577	Other equipment	711	14 551	3 156	2 323	-
578	Facial tissues and paper handkerchiefs	454	9 174	748	1 789	6 049
579	Apparel and accessories, n.e.s.	238	4 649	226	2 754	4 519
580	Toiletries, cleaning preparations and household chemical specialties	6,940	222 210	46 594	25 125	10 313
582	Paper napkins, towels and toilet paper	4,962	120 731	7 861	4 307	22 612
584	Tableware, paper	898	18 149	9 180	1 861	16 741
586	Kitchen utensils, cutlery and tableware, n.e.s. (excluding silverware)	173	1 919	783	1 460	793
588	Household and personal equipment, n.e.s.	7,399	159 196	37 118	8 673	18 195
590	Medicinal and pharmaceutical products and supplies (including ophthalmic goods and orthopaedic appliances)	3,560	62 167	11 035	1 250	1 784
592	Printed matter	263	6 716	3 215	4 755	149
594	Stationers' supplies, photographic goods, musical instruments and recreational supplies	356	7 443	854	2 730	17 250
596	Firearms, weapons and ammunition	756	30 430	5 127	4 419	1
598	Prefabricated buildings and structures	709	20 991	2 376	410	84
600	Miscellaneous products, n.e.s.	406	4 915	532	315	-
602	Metal containers	2,477	43 870	17 715	3 973	291
604	Glass containers	591	15 046	1 599	2 633	83
606	Bags, paper	218	5 585	1 969	405	1 650
608	Other paper containers	1,230	23 752	7 098	8 137	17 431
610	Wooden containers	287	6 141	301	4 761	712
612	Shipping and distribution containers and closures, n.e.s. (not C.O.F.C.)	6,474	117 456	11 164	78 655	12 478
614	Containers and closures, n.e.s. (not C.O.F.C.)	15	322	36	-	-
616	Paper end products	3,341	107 242	20 215	9 195	215
618	Plastic end products	1,519	21 669	6 268	2 190	355
620	Remaining end products	434	8 107	1 465	18 060	96
995	<b>Total</b>	<b>200,049</b>	<b>4 272 426</b>	<b>850 088</b>	<b>2 003 657</b>	<b>469 545</b>
<b>SECTION VI:</b>						
<b>Special types of traffic (C.L.):</b>						
622	Shipping containers returned empty (not C.O.F.C.)	2,927	54 063	14 854	32 185	11 728
624	Mixed carload freight, n.e.s.	56,045	1 418 337	6 023	283 522	49 124
626	Freight forwarder and shipper association traffic	70,816	1 269 782	82 198	85 328	97
628	Piggyback (T.O.F.C.) - Motor common carrier trailers (Plans I and V)(2)	107,016	2 414 020	116	23 743	647
630	Piggyback (C.O.F.C.) - Motor common carrier containers (Plans I and V)(2)	134,512	4 751 768	968	305 382	36
632	Piggyback (T.O.F.C.) - Other trailers (Plans III, IV and open tariff)(2)	-	-	-	-	18
634	Piggyback (C.O.F.C.) - Other containers (Plans III, IV and open tariff)(2)	-	-	-	-	-
996	<b>Total</b>	<b>371,316</b>	<b>9 907 968</b>	<b>104 157</b>	<b>730 162</b>	<b>61 650</b>
997	<b>Grand total, carload traffic</b>	<b>3,606,900</b>	<b>229 763 062</b>	<b>33 006 759</b>	<b>12 665 786</b>	<b>3 996 197</b>
<b>SECTION VII:</b>						
<b>Non-carload freight:</b>						
640	Non-carload shipments (L.C.L., express, etc.)	...	493 068	322	187	48
998	<b>Grand total, carload and non-carload traffic</b>	...	<b>230 256 130</b>	<b>33 007 083</b>	<b>12 665 974</b>	<b>3 996 245</b>

(1) Excludes receipts from other roads in Canada (column 3).

(2) Excludes railway-owned (Plan II) trailers and containers for which data are included under appropriate commodities according to trailer or container contents



TABLEAU 1. Marchandises payantes transportées par chemin de fer au Canada - Sommaire, 1981

Total freight traffic(1) (initial haul), 1981	Unloaded from railway cars	Delivered to other railways	Delivered to United States rail	Type de marchandise	No
Total du trafic de marchandises(1) (transport initial), 1981	Déchargées du wagon	Remises aux autres chemins de fer	Remises au réseau des États-Unis		
metric - tonnes - métriques					
				<b>SECTION V:</b>	
				<b>Produits finals, non comestibles (charge complète):</b>	
162 625	151 264	49 532	12 186	Matériel ferroviaire roulant	552
1 128 935	831 553	225 915	315 498	Voitures particulières et châssis	554
2 123 324	1 468 864	228 094	546 370	Moteurs, accessoires, pièces et assemblages de véhicules automobiles	556
768 057	514 562	96 321	255 803	Véhicules automobiles routiers, n.d.a.	558
85 691	67 031	13 043	7 836	Navires et bateaux, aéronefs et véhicules divers, n.d.a. (y compris les pièces et accessoires)	560
114 954	96 358	14 256	13 543	Pneus et chambres à air en caoutchouc	562
11 560	10 922	41	629	Matériel de communications et matériel connexe	564
39 245	38 967	7 023	1 044	Matériel de chauffage	566
75 363	66 158	12 739	4 127	Matériel de climatisation et de réfrigération	568
15 621	15 203	1 987	191	Matériel de plomberie et garnitures	570
32 000	25 594	8 680	3 482	Matériel électrique d'éclairage, de distribution et de commande, n.d.a.	572
142 197	121 042	20 571	18 711	Meubles et accessoires	574
157 332	142 561	29 076	772	Appareils et accessoires électriques	576
16 874	16 530	3 234	263	Autre matériel	577
17 012	9 552	1 257	6 951	Papiers-mouchoirs et mouchoirs de papier	578
11 922	5 582	199	6 365	Vêtements et accessoires, n.d.a.	579
257 648	241 404	52 424	10 414	Articles de toilette, préparations de nettoyage et spécialités chimiques	580
147 650	119 270	10 386	25 853	Serviettes en papier, serviettes et papier de toilette	582
36 751	11 744	12 138	22 047	Articles de table en papier	584
4 172	3 271	736	948	Articles de cuisine, coutellerie et articles de table, n.d.a. (sauf l'argenterie)	586
186 064	128 219	56 821	38 145	Articles ménagers et personnels, n.d.a.	588
65 201	55 308	11 884	9 042	Médicaments, produits pharmaceutiques et fournitures médicales (y compris les articles ophtalmiques et les appareils orthopédiques)	590
11 820	11 398	1 954	1 482	Imprimés	592
27 423	8 764	1 186	18 328	Papeterie, articles de photographie, instruments de musique et articles récréatifs	594
84 850	32 732	6 847	398	Armes à feu, armes et munitions	596
31 485	19 796	3 412	655	Bâtiments et ouvrages préfabriqués	598
3 230	5 596	90	76	Produits divers, n.d.a.	600
48 134	42 759	22 206	884	Contenants en métal	602
17 762	15 320	772	3 267	Contenants de verre	604
7 640	5 829	1 936	1 845	Sacs en papier	606
47 320	27 358	7 490	19 572	Autres contenants de papier	608
11 614	10 439	537	940	Contenants en bois	610
208 589	150 050	7 743	61 960	Contenants et conteneurs de livraison et d'expédition, n.d.a. (autres que rail-route)	612
322	358	-	-	Contenants et conteneurs fermés, n.d.a. (autres que rail-route)	614
116 652	95 029	39 924	1 915	Produits finals en papier	616
24 214	21 800	5 930	2 754	Produits finals en plastique	618
26 263	21 725	3 144	2 862	Autres produits finals	620
<b>6 745 628</b>	<b>5 068 243</b>	<b>1 029 301</b>	<b>1 498 175</b>	<b>Total</b>	<b>995</b>
				<b>SECTION VI:</b>	
				<b>Transports spéciaux (charge complète):</b>	
97 976	81 939	11 044	19 847	Conteneurs vides retournés à l'expéditeur (autres que rail-route)	622
1 750 983	1 496 397	9 665	250 947	Chargements mixtes, n.d.a.	624
1 355 207	1 295 603	134 133	7 670	Trafic des maisons d'expédition et des groupements d'expéditeurs	626
2 438 410	2 423 762	110	14 655	Piggyback - Remorques (rail-route) des transporteurs publics (plans I et V)(2).	628
5 057 186	4 799 271	11 438	247 446	Piggyback - Conteneurs (rail-route) des transporteurs publics (plans I et V)(2).	630
18	-	-	18	Piggyback - Autres remorques (rail-route) (plans III, IV et tarif général)(2).	632
-	-	-	-	Piggyback - Autres conteneurs (rail-route) (plans III, IV et tarif général)(2).	634
<b>10 699 780</b>	<b>10 096 970</b>	<b>166 390</b>	<b>540 581</b>	<b>Total</b>	<b>996</b>
<b>248 425 045</b>	<b>213 724 068</b>	<b>32 987 643</b>	<b>32 720 095</b>	<b>Total général du trafic charge complète</b>	<b>997</b>
				<b>SECTION VII:</b>	
				<b>Trafic des chargements de détail:</b>	
493 303	492 263	979	385	Livraisons de marchandises de détail (tarifs grande et petite vitesse)	640
<b>246 918 349</b>	<b>214 216 329</b>	<b>32 988 622</b>	<b>32 720 480</b>	<b>Total général, charges complètes et chargements de détail</b>	<b>996</b>

(1) Ne comprennent pas les recettes provenant d'autres chemins de fer au Canada (rubrique 3).

(2) Non compris les remorques et conteneurs qui sont la propriété des compagnies ferroviaires (plan II) et dont le fret a été classé par type de marchandise suivant le contenu de la remorque ou conteneur.

TABLE 2. Revenue Freight Carried by Railways Within Canada, 1981

No.	Commodity		Class I - Classe I		Class II - Classe II			
			Canadian National Canadien National	Canadian Pacific Canadien Pacifique	Algoma Central	British Columbia Railway	Canada Southern (Consolidated Rail)	Chesapeake and Ohio
<b>Section I: Live animals (C.L.):</b>								
<b>002. Cattle:</b>								
1	Number of railway cars loaded	carloads	1,079	1,778	-	-	-	-
2	Loaded onto railway cars in Canada	metric tonnes	28 778	31 918	-	-	-	-
3	Received from other railways in Canada	" "	511	-	-	-	-	-
	Received from United States rail:							
4	Destined to Canadian points	" "	-	-	-	-	-	-
5	Destined to United States points	" "	-	-	-	-	-	-
6	<b>Total freight traffic carried(1)</b>	" "	<b>29 289</b>	<b>31 918</b>	-	-	-	-
7	Unloaded from railway cars in Canada	" "	29 288	31 506	-	-	-	-
8	Delivered to other railways in Canada	" "	-	413	-	-	-	-
9	Delivered to United States rail connections	" "	-	-	-	-	-	-
<b>004. Swine:</b>								
10	Number of railway cars loaded	carloads	1	-	-	-	-	-
11	Loaded onto railway cars in Canada	metric tonnes	64	-	-	-	-	-
12	Received from other railways in Canada	" "	-	-	-	-	-	-
	Received from United States rail:							
13	Destined to Canadian points	" "	-	-	-	-	-	-
14	Destined to United States points	" "	-	-	-	-	-	-
15	<b>Total freight traffic carried(1)</b>	" "	<b>64</b>	-	-	-	-	-
16	Unloaded from railway cars in Canada	" "	64	-	-	-	-	-
17	Delivered to other railways in Canada	" "	-	-	-	-	-	-
18	Delivered to United States rail connections	" "	-	-	-	-	-	-
<b>006. Horses, mules and donkeys:</b>								
19	Number of railway cars loaded	carloads	-	-	-	-	-	-
20	Loaded onto railway cars in Canada	metric tonnes	-	-	-	-	-	-
21	Received from other railways in Canada	" "	-	-	-	-	-	-
	Received from United States rail:							
22	Destined to Canadian points	" "	-	-	-	-	-	-
23	Destined to United States points	" "	-	-	-	-	-	-
24	<b>Total freight traffic carried(1)</b>	" "	-	-	-	-	-	-
25	Unloaded from railway cars in Canada	" "	-	-	-	-	-	-
26	Delivered to other railways in Canada	" "	-	-	-	-	-	-
27	Delivered to United States rail connections	" "	-	-	-	-	-	-
<b>008. Live animals, n.e.s.:</b>								
28	Number of railway cars loaded	carloads	48	5	-	-	-	-
29	Loaded onto railway cars in Canada	metric tonnes	1 204	73	-	-	-	-
30	Received from other railways in Canada	" "	-	18	-	-	-	-
	Received from United States rail:							
31	Destined to Canadian points	" "	-	197	-	-	-	-
32	Destined to United States points	" "	-	-	-	-	-	-
33	<b>Total freight traffic carried(1)</b>	" "	<b>1 204</b>	<b>288</b>	-	-	-	-
34	Unloaded from railway cars in Canada	" "	1 186	198	-	-	-	-
35	Delivered to other railways in Canada	" "	18	90	-	-	-	-
36	Delivered to United States rail connections	" "	-	-	-	-	-	-
<b>991. Total:</b>								
37	Number of railway cars loaded	carloads	1,128	1,783	-	-	-	-
38	Loaded onto railway cars in Canada	metric tonnes	30 045	31 991	-	-	-	-
39	Received from other railways in Canada	" "	511	18	-	-	-	-
	Received from United States rail:							
40	Destined to Canadian points	" "	-	197	-	-	-	-
41	Destined to United States points	" "	-	-	-	-	-	-
42	<b>Total freight traffic carried(1)</b>	" "	<b>30 556</b>	<b>32 206</b>	-	-	-	-
43	Unloaded from railway cars in Canada	" "	30 538	31 703	-	-	-	-
44	Delivered to other railways in Canada	" "	18	503	-	-	-	-
45	Delivered to United States rail connections	" "	-	-	-	-	-	-
<b>Section II: Food, feed, beverages and tobacco (C.L.):</b>								
<b>010. Meat, fresh or chilled:</b>								
46	Number of railway cars loaded	carloads	1,278	2,979	-	-	-	-
47	Loaded onto railway cars in Canada	metric tonnes	39 873	81 664	-	-	-	-
48	Received from other railways in Canada	" "	14 233	-	-	-	-	-
	Received from United States rail:							
49	Destined to Canadian points	" "	-	-	-	-	-	-
50	Destined to United States points	" "	-	24	-	-	-	-
51	<b>Total freight traffic carried(1)</b>	" "	<b>54 106</b>	<b>81 688</b>	-	-	-	-
52	Unloaded from railway cars in Canada	" "	54 106	70 200	-	-	-	-
53	Delivered to other railways in Canada	" "	-	11 464	-	-	-	-
54	Delivered to United States rail connections	" "	-	24	-	-	-	-

See footnote(s) at end of table.

TABLEAU 2. Marchandises payantes transportées par chemin de fer au Canada, 1981

Class II - Classe II				Classes III and IV	Grand total all Railways	Type de marchandise	No	
Toronto, Hamilton and Buffalo	Ontario Northland	Quebec North Shore and Labrador	All other Tous autres					Classes III et IV
						<b>Section I:</b>		
						<b>Animaux vivants (charge complète):</b>		
						<b>002. Bovins:</b>		
					2,857	wagon	Nombre de wagons chargés	1
					60 696	tonnes métriques	Chargées sur wagons au Canada	2
					511	" "	En provenance d'autres chemins de fer au Canada	3
						" "	En provenance des Etats-Unis:	
						" "	A destination du Canada	4
						" "	A destination des Etats-Unis	5
					<b>61 207</b>	" "	<b>Total du trafic marchandises transportées(1)</b>	6
					60 794	" "	Déchargées du wagon au Canada	7
					413	" "	Remises aux autres chemins de fer au Canada	8
						" "	Remises au réseau des Etats-Unis	9
							<b>004. Porcs:</b>	
					1	wagon	Nombre de wagons chargés	10
					64	tonnes métriques	Chargées sur wagons au Canada	11
						" "	En provenance d'autres chemins de fer au Canada	12
						" "	En provenance des Etats-Unis:	
						" "	A destination du Canada	13
						" "	A destination des Etats-Unis	14
					<b>64</b>	" "	<b>Total du trafic marchandises transportées(1)</b>	15
					64	" "	Déchargées du wagon au Canada	16
						" "	Remises aux autres chemins de fer au Canada	17
						" "	Remises au réseau des Etats-Unis	18
							<b>006. Chevaux, mulets et ânes:</b>	
						wagon	Nombre de wagons chargés	19
						tonnes métriques	Chargées sur wagons au Canada	20
						" "	En provenance d'autres chemins de fer au Canada	21
						" "	En provenance des Etats-Unis:	
						" "	A destination du Canada	22
						" "	A destination des Etats-Unis	23
						" "	<b>Total du trafic marchandises transportées(1)</b>	24
						" "	Déchargées du wagon au Canada	25
						" "	Remises aux autres chemins de fer au Canada	26
						" "	Remises au réseau des Etats-Unis	27
							<b>008. Animaux vivants, n.d.a.:</b>	
					53	wagon	Nombre de wagons chargés	28
					1 277	tonnes métriques	Chargées sur wagons au Canada	29
					18	" "	En provenance d'autres chemins de fer au Canada	30
						" "	En provenance des Etats-Unis:	
					197	" "	A destination du Canada	31
						" "	A destination des Etats-Unis	32
					<b>1 492</b>	" "	<b>Total du trafic marchandises transportées(1)</b>	33
					1 384	" "	Déchargées du wagon au Canada	34
					108	" "	Remises aux autres chemins de fer au Canada	35
						" "	Remises au réseau des Etats-Unis	36
							<b>991. Total:</b>	
					2,911	wagon	Nombre de wagons chargés	37
					62 036	tonnes métriques	Chargées sur wagons au Canada	38
					529	" "	En provenance d'autres chemins de fer au Canada	39
						" "	En provenance des Etats-Unis:	
					197	" "	A destination du Canada	40
						" "	A destination des Etats-Unis	41
					<b>82 762</b>	" "	<b>Total du trafic marchandises transportées(1)</b>	42
					62 241	" "	Déchargées du wagon au Canada	43
					521	" "	Remises aux autres chemins de fer au Canada	44
						" "	Remises au réseau des Etats-Unis	45
							<b>Section II:</b>	
							<b>Denrées alimentaires, aliments pour animaux, boissons et tabacs (charge complète):</b>	
							<b>010. Viande fraîche ou réfrigérée:</b>	
					4,257	wagon	Nombre de wagons chargés	46
					121 537	tonnes métriques	Chargées sur wagons au Canada	47
					14 233	" "	En provenance d'autres chemins de fer au Canada	48
						" "	En provenance des Etats-Unis:	
						" "	A destination du Canada	49
					24	" "	A destination des Etats-Unis	50
					<b>135 794</b>	" "	<b>Total du trafic marchandises transportées(1)</b>	51
					124 306	" "	Déchargées du wagon au Canada	52
					11 464	" "	Remises aux autres chemins de fer au Canada	53
					24	" "	Remises au réseau des Etats-Unis	54

Voir note(s) à la fin du tableau

TABLE 2. Revenue Freight Carried by Railways Within Canada, 1981

No.	Commodity		Class I - Classe I		Class II - Classe II			
			Canadian National	Canadian Pacific	Algoma Central	British Columbia Railway	Canada Southern (Consolidated Rail)	Chesapeake and Ohio
			Canadian National	Canadian Pacific				
<b>Food, feed, beverages and tobacco (C.L.):</b>								
<b>012. Meat, frozen:</b>								
1	Number of railway cars loaded	carloads	103	62	-	-	-	-
2	Loaded onto railway cars in Canada	metric tonnes	3 027	1 262	-	-	-	-
3	Received from other railways in Canada	" "	-	-	-	-	-	-
	Received from United States rail:							
4	Destined to Canadian points	" "	603	-	-	-	-	-
5	Destined to United States points	" "	34	151	-	-	-	479
6	<b>Total freight traffic carried(1)</b>	" "	<b>3 664</b>	<b>1 413</b>	-	-	-	<b>479</b>
7	Unloaded from railway cars in Canada	" "	3 631	1 262	-	-	-	-
8	Delivered to other railways in Canada	" "	-	-	-	-	-	-
9	Delivered to United States rail connections	" "	34	151	-	-	-	479
<b>014. Meat and meat preparations, n.e.s.:</b>								
10	Number of railway cars loaded	carloads	364	20	-	-	-	-
11	Loaded onto railway cars in Canada	metric tonnes	10 016	915	-	-	-	-
12	Received from other railways in Canada	" "	36	376	-	-	-	-
	Received from United States rail:							
13	Destined to Canadian points	" "	103	21	-	-	-	-
14	Destined to United States points	" "	-	-	-	-	-	-
15	<b>Total freight traffic carried(1)</b>	" "	<b>10 155</b>	<b>1 312</b>	-	-	-	-
16	Unloaded from railway cars in Canada	" "	9 687	1 226	-	-	-	-
17	Delivered to other railways in Canada	" "	468	67	-	-	-	-
18	Delivered to United States rail connections	" "	-	-	-	-	-	-
<b>016. Fish and marine animals:</b>								
19	Number of railway cars loaded	carloads	218	438	-	-	-	-
20	Loaded onto railway cars in Canada	metric tonnes	6 099	17 596	-	-	-	-
21	Received from other railways in Canada	" "	1 327	200	-	-	224	-
	Received from United States rail:							
22	Destined to Canadian points	" "	237	1 640	-	-	-	-
23	Destined to United States points	" "	3 656	1 478	-	-	-	67
24	<b>Total freight traffic carried(1)</b>	" "	<b>13 319</b>	<b>20 914</b>	-	-	<b>224</b>	<b>67</b>
25	Unloaded from railway cars in Canada	" "	5 742	15 537	-	-	-	-
26	Delivered to other railways in Canada	" "	28	3 677	-	-	-	-
27	Delivered to United States rail connections	" "	7 550	1 699	-	-	224	67
<b>018. Butter:</b>								
28	Number of railway cars loaded	carloads	6	10	-	-	-	-
29	Loaded onto railway cars in Canada	metric tonnes	217	192	-	-	-	-
30	Received from other railways in Canada	" "	-	-	-	-	-	-
	Received from United States rail:							
31	Destined to Canadian points	" "	263	-	-	-	-	-
32	Destined to United States points	" "	109	-	-	-	-	402
33	<b>Total freight traffic carried(1)</b>	" "	<b>589</b>	<b>192</b>	-	-	-	<b>402</b>
34	Unloaded from railway cars in Canada	" "	263	192	-	-	-	-
35	Delivered to other railways in Canada	" "	217	-	-	-	-	-
36	Delivered to United States rail connections	" "	109	-	-	-	-	402
<b>020. Cheese:</b>								
37	Number of railway cars loaded	carloads	-	33	-	-	-	-
38	Loaded onto railway cars in Canada	metric tonnes	-	992	-	-	-	-
39	Received from other railways in Canada	" "	-	-	-	-	317	-
	Received from United States rail:							
40	Destined to Canadian points	" "	83	638	-	-	-	-
41	Destined to United States points	" "	-	-	-	-	-	1 501
42	<b>Total freight traffic carried(1)</b>	" "	<b>83</b>	<b>1 630</b>	-	-	<b>317</b>	<b>1 501</b>
43	Unloaded from railway cars in Canada	" "	83	802	-	-	-	-
44	Delivered to other railways in Canada	" "	-	827	-	-	-	-
45	Delivered to United States rail connections	" "	-	-	-	-	317	1 501
<b>022. Dairy produce, n.e.s., eggs and honey:</b>								
46	Number of railway cars loaded	carloads	1,591	1,013	-	-	-	-
47	Loaded onto railway cars in Canada	metric tonnes	66 211	48 835	-	-	-	-
48	Received from other railways in Canada	" "	1 217	23	-	-	161	-
	Received from United States rail:							
49	Destined to Canadian points	" "	494	279	-	-	40	-
50	Destined to United States points	" "	-	286	-	-	-	1 381
51	<b>Total freight traffic carried(1)</b>	" "	<b>67 922</b>	<b>49 423</b>	-	-	<b>201</b>	<b>1 381</b>
52	Unloaded from railway cars in Canada	" "	19 517	7 399	-	-	-	-
53	Delivered to other railways in Canada	" "	3 712	3 577	-	-	40	-
54	Delivered to United States rail connections	" "	44 692	38 446	-	-	161	1 381

See footnote(s) at end of table.



TABLEAU 2. Marchandises payantes transportées par chemin de fer au Canada, 1981

Class ii - Classe ii				Classes III and IV	Grand total all Railways	Type de marchandise	No
Toronto, Hamilton and Buffalo	Ontario Northland	Quebec North Shore and Labrador	All other Tous autres	Classes III et IV	Total général tous chemins de fer		
						<b>Denrées alimentaires, aliments pour animaux, boissons et tabacs (charge complète):</b>	
						<b>012. Viande congelée:</b>	
					165	wagon	Nombre de wagons chargés
					4 289	tonnes métriques	Chargées sur wagons au Canada
							En provenance d'autres chemins de fer au Canada
					603	" "	En provenance des Etats-Unis:
					664	" "	A destination du Canada
							A destination des Etats-Unis
					<b>5 556</b>		<b>Total du trafic marchandises transportées(1)</b>
					4 893	" "	Dechargées du wagon au Canada
							Remises aux autres chemins de fer au Canada
					664	" "	Remises au réseau des Etats-Unis
							<b>014. Viandes et préparations à base de viandes, n.d.a.:</b>
					384	wagon	Nombre de wagons chargés
					10 931	tonnes métriques	Chargées sur wagons au Canada
			108		520	" "	En provenance d'autres chemins de fer au Canada
							En provenance des Etats-Unis:
			53		177	" "	A destination du Canada
							A destination des Etats-Unis
			<b>161</b>		<b>11 628</b>		<b>Total du trafic marchandises transportées(1)</b>
					10 982	" "	Dechargées du wagon au Canada
			69				Remises aux autres chemins de fer au Canada
			92		647	" "	Remises au réseau des Etats-Unis
							<b>016. Poissons et animaux marins:</b>
					657	wagon	Nombre de wagons chargés
			1		25 729	tonnes métriques	Chargées sur wagons au Canada
224			4 540		6 515	" "	En provenance d'autres chemins de fer au Canada
							En provenance des Etats-Unis:
			796		2 673	" "	A destination du Canada
					5 201	" "	A destination des Etats-Unis
224			<b>5 370</b>		<b>40 118</b>		<b>Total du trafic marchandises transportées(1)</b>
					22 877	" "	Dechargées du wagon au Canada
224			1 598				Remises aux autres chemins de fer au Canada
			3 578		7 507	" "	Remises au réseau des Etats-Unis
			195		9 735	" "	
							<b>018. Beurre:</b>
					16	wagon	Nombre de wagons chargés
					409	tonnes métriques	Chargées sur wagons au Canada
			245		245	" "	En provenance d'autres chemins de fer au Canada
							En provenance des Etats-Unis:
					283	" "	A destination du Canada
					511	" "	A destination des Etats-Unis
			<b>245</b>		<b>1 428</b>		<b>Total du trafic marchandises transportées(1)</b>
					649	" "	Dechargées du wagon au Canada
			194				Remises aux autres chemins de fer au Canada
					217	" "	Remises au réseau des Etats-Unis
			51		562	" "	
							<b>020. Fromage:</b>
					34	wagon	Nombre de wagons chargés
			1		1 006	tonnes métriques	Chargées sur wagons au Canada
317			490		1 124	" "	En provenance d'autres chemins de fer au Canada
							En provenance des Etats-Unis:
					721	" "	A destination du Canada
					1 501	" "	A destination des Etats-Unis
317			<b>504</b>		<b>4 352</b>		<b>Total du trafic marchandises transportées(1)</b>
					1 375	" "	Dechargées du wagon au Canada
317			490				Remises aux autres chemins de fer au Canada
					1 144	" "	Remises au réseau des Etats-Unis
			14		1 832	" "	
							<b>022. Produits laitiers, n.d.a., oeufs et miel:</b>
			102		2 706	wagon	Nombre de wagons chargés
					119 871	tonnes métriques	Chargées sur wagons au Canada
	18		4 825		7 493	" "	En provenance d'autres chemins de fer au Canada
			6 074				En provenance des Etats-Unis:
					813	" "	A destination du Canada
					1 667	" "	A destination des Etats-Unis
	18		<b>10 899</b>		<b>129 844</b>		<b>Total du trafic marchandises transportées(1)</b>
					32 969	" "	Dechargées du wagon au Canada
	18		6 035				Remises aux autres chemins de fer au Canada
			418		7 747	" "	Remises au réseau des Etats-Unis
			4 445		89 125	" "	

Voir note(s) à la fin du tableau.

TABLE 2. Revenue Freight Carried by Railways Within Canada, 1981

No.	Commodity		Class I - Classe I		Class II - Classe II			
			Canadian National Canadien National	Canadian Pacific Canadien Pacifique	Algoma Central	British Columbia Railway	Canada Southern (Consolidated Rail)	Chesapeake and Ohio
<b>Food, feed, beverages and tobacco (C.L.):</b>								
<b>024. Barley:</b>								
1	Number of railway cars loaded	carloads	55,379	39,476	-	1,710	-	-
2	Loaded onto railway cars in Canada	metric tonnes	3 404 870	2 737 886	-	105 507	-	-
3	Received from other railways in Canada	" "	168 393	42 297	-	-	-	-
4	Received from United States rail:	" "	-	-	-	-	-	-
5	Destined to Canadian points	" "	733	182	-	-	-	-
6	Destined to United States points	" "	208	-	-	-	-	169
6	<b>Total freight traffic carried(1)</b>	" "	<b>3 574 204</b>	<b>2 780 365</b>	-	<b>105 507</b>	-	<b>169</b>
7	Unloaded from railway cars in Canada	" "	3 378 710	2 721 003	-	85 343	-	-
8	Delivered to other railways in Canada	" "	98 938	56 939	-	20 164	-	-
9	Delivered to United States rail connections	" "	96 556	2 424	-	-	-	169
<b>026. Corn:</b>								
10	Number of railway cars loaded	carloads	2,393	2,018	-	-	365	1,625
11	Loaded onto railway cars in Canada	metric tonnes	159 288	134 660	-	-	29 764	132 540
12	Received from other railways in Canada	" "	20 549	92 868	-	-	-	54
13	Received from United States rail:	" "	-	-	-	-	-	-
14	Destined to Canadian points	" "	270 209	61 460	-	-	1 154	28 872
15	Destined to United States points	" "	203 602	24 556	-	-	-	109 186
15	<b>Total freight traffic carried(1)</b>	" "	<b>653 648</b>	<b>313 544</b>	-	-	<b>30 918</b>	<b>270 652</b>
16	Unloaded from railway cars in Canada	" "	374 205	230 669	-	-	-	41 224
17	Delivered to other railways in Canada	" "	75 662	32 084	-	-	30 566	120 242
18	Delivered to United States rail connections	" "	203 782	50 791	-	-	352	109 186
<b>028. Oats:</b>								
19	Number of railway cars loaded	carloads	3,671	1,886	-	232	-	-
20	Loaded onto railway cars in Canada	metric tonnes	200 178	110 498	-	12 137	-	-
21	Received from other railways in Canada	" "	8 934	9 039	-	-	117	-
22	Received from United States rail:	" "	-	-	-	-	-	-
23	Destined to Canadian points	" "	9 844	679	-	-	-	-
24	Destined to United States points	" "	3 103	18 073	-	-	-	10 099
24	<b>Total freight traffic carried(1)</b>	" "	<b>222 059</b>	<b>138 289</b>	-	<b>12 137</b>	117	<b>10 066</b>
25	Unloaded from railway cars in Canada	" "	212 125	115 595	-	331	-	-
26	Delivered to other railways in Canada	" "	6 204	1 494	-	11 806	-	-
27	Delivered to United States rail connections	" "	3 729	21 200	-	-	117	10 066
<b>030. Rice:</b>								
28	Number of railway cars loaded	carloads	119	71	-	-	-	-
29	Loaded onto railway cars in Canada	metric tonnes	6 797	5 358	-	-	-	-
30	Received from other railways in Canada	" "	535	396	-	-	-	-
31	Received from United States rail:	" "	-	-	-	-	-	-
32	Destined to Canadian points	" "	8 489	36 607	-	-	143	179
33	Destined to United States points	" "	-	45	-	-	-	27
33	<b>Total freight traffic carried(1)</b>	" "	<b>15 821</b>	<b>42 406</b>	-	-	<b>143</b>	<b>206</b>
34	Unloaded from railway cars in Canada	" "	15 646	41 330	-	-	-	179
35	Delivered to other railways in Canada	" "	174	110	-	-	143	-
36	Delivered to United States rail connections	" "	-	966	-	-	-	27
<b>032. Rye:</b>								
37	Number of railway cars loaded	carloads	2,453	4,474	-	81	-	-
38	Loaded onto railway cars in Canada	metric tonnes	160 833	329 042	-	5 326	-	-
39	Received from other railways in Canada	" "	3 739	137	-	-	-	-
40	Received from United States rail:	" "	-	501	-	-	-	-
41	Destined to Canadian points	" "	-	66	-	-	-	-
42	Destined to United States points	" "	-	51	-	-	-	-
42	<b>Total freight traffic carried(1)</b>	" "	<b>164 572</b>	<b>329 746</b>	-	<b>5 326</b>	-	-
43	Unloaded from railway cars in Canada	" "	154 250	329 680	-	4 240	-	-
44	Delivered to other railways in Canada	" "	10 321	-	-	1 086	-	-
45	Delivered to United States rail connections	" "	-	66	-	-	-	-
<b>034. Wheat:</b>								
46	Number of railway cars loaded	carloads	134,084	155,476	-	1,077	-	1,199
47	Loaded onto railway cars in Canada	metric tonnes	8 638 381	11 247 282	-	67 586	-	13 380
48	Received from other railways in Canada	" "	380 008	10 455	-	-	47	-
49	Received from United States rail:	" "	-	-	-	-	-	-
50	Destined to Canadian points	" "	97 320	201 827	-	-	-	1 079
51	Destined to United States points	" "	5 392	-	-	-	-	-
51	<b>Total freight traffic carried(1)</b>	" "	<b>9 101 101</b>	<b>11 459 564</b>	-	<b>67 586</b>	<b>47</b>	<b>15 024</b>
52	Unloaded from railway cars in Canada	" "	8 544 505	11 212 369	-	45 498	-	8 441
53	Delivered to other railways in Canada	" "	550 566	45 584	-	22 088	-	4 761
54	Delivered to United States rail connections	" "	6 031	201 611	-	-	47	1 872

See footnote(s) at end of table.

TABLEAU 2. Marchandises payantes transportées par chemin de fer au Canada, 1981

Class II - Classe II				Classes III and IV	Grand total all Railways	Type de marchandise	No	
Toronto, Hamilton and Buffalo	Ontario Northland	Quebec North Shore and Labrador	All other Tous autres	Classes III et IV	Total général tous chemins de fer			
						<b>Denrées alimentaires, aliments pour animaux, boissons et tabacs (charge complète):</b>		
						<b>024. Orge:</b>		
			2		96,567	wagon	Nombre de wagons chargés	1
			125		6 248 386	tonnes métriques	Chargées sur wagons au Canada	2
58	333		61 489		272 570	" "	En provenance d'autres chemins de fer au Canada	3
						" "	En provenance des Etats-Unis:	
			2 147		3 062	" "	A destination du Canada	4
					377	" "	A destination des Etats-Unis	5
58	333		63 761		6 524 397	" "	<b>Total du trafic marchandises transportées(1)</b>	6
58	333		61 614		6 247 061	" "	Déchargées du wagon au Canada	7
			2 147		178 188	" "	Remises aux autres chemins de fer au Canada	8
					99 149	" "	Remises au réseau des Etats-Unis	9
							<b>026. Maïs:</b>	
							Nombre de wagons chargés	10
			3		6,404	wagon	Chargées sur wagons au Canada	11
			230		456 482	tonnes métriques	En provenance d'autres chemins de fer au Canada	12
			19 699		133 170	" "	En provenance des Etats-Unis:	
						" "	A destination du Canada	13
			22 709		384 404	" "	A destination des Etats-Unis	14
			208		337 552	" "	<b>Total du trafic marchandises transportées(1)</b>	15
			42 846		1 311 608	" "	Déchargées du wagon au Canada	16
			42 200		688 298	" "	Remises aux autres chemins de fer au Canada	17
			438		258 992	" "	Remises au réseau des Etats-Unis	18
			208		364 319	" "		
							<b>028. Avoine:</b>	
							Nombre de wagons chargés	19
					5,789	wagon	Chargées sur wagons au Canada	20
					322 813	tonnes métriques	En provenance d'autres chemins de fer au Canada	21
136			4 019		22 245	" "	En provenance des Etats-Unis:	
						" "	A destination du Canada	22
					10 523	" "	A destination des Etats-Unis	23
					31 242	" "	<b>Total du trafic marchandises transportées(1)</b>	24
136			4 019		386 823	" "	Déchargées du wagon au Canada	25
45			3 504		331 600	" "	Remises aux autres chemins de fer au Canada	26
91			45		19 640	" "	Remises au réseau des Etats-Unis	27
			470		35 582	" "		
							<b>030. Riz:</b>	
							Nombre de wagons chargés	28
					190	wagon	Chargées sur wagons au Canada	29
					12 155	tonnes métriques	En provenance d'autres chemins de fer au Canada	30
			553		1 484	" "	En provenance des Etats-Unis:	
						" "	A destination du Canada	31
			13 373		58 791	" "	A destination des Etats-Unis	32
					72	" "	<b>Total du trafic marchandises transportées(1)</b>	33
			13 926		72 502	" "	Déchargées du wagon au Canada	34
					65 527	" "	Remises aux autres chemins de fer au Canada	35
			8 372		5 983	" "	Remises au réseau des Etats-Unis	36
			5 556		993	" "		
							<b>032. Seigle:</b>	
							Nombre de wagons chargés	37
					7,008	wagon	Chargées sur wagons au Canada	38
					495 201	tonnes métriques	En provenance d'autres chemins de fer au Canada	39
					3 876	" "	En provenance des Etats-Unis:	
						" "	A destination du Canada	40
					501	" "	A destination des Etats-Unis	41
					66	" "	<b>Total du trafic marchandises transportées(1)</b>	42
					499 644	" "	Déchargées du wagon au Canada	43
					488 170	" "	Remises aux autres chemins de fer au Canada	44
					11 407	" "	Remises au réseau des Etats-Unis	45
					66	" "		
							<b>034. Blé:</b>	
							Nombre de wagons chargés	46
			2		290,788	wagon	Chargées sur wagons au Canada	47
			49		19 966 500	tonnes métriques	En provenance d'autres chemins de fer au Canada	48
643			30 759		422 912	" "	En provenance des Etats-Unis:	
						" "	A destination du Canada	49
			139		299 286	" "	A destination des Etats-Unis	50
					7 264	" "	<b>Total du trafic marchandises transportées(1)</b>	51
21 643			30 947		20 695 962	" "	Déchargées du wagon au Canada	52
596			30 629		19 863 038	" "	Remises aux autres chemins de fer au Canada	53
47			139		623 185	" "	Remises au réseau des Etats-Unis	54
			179		209 740	" "		

Voir note(s) à la fin du tableau.

TABLE 2. Revenue Freight Carried by Railways Within Canada, 1981

Commodity		Class I - Classe I		Class II - Classe II			
		Canadian National Canadien National	Canadian Pacific Canadien Pacifique	Algoma Central	British Columbia Railway	Canada Southern (Consolidated Rail)	Chesapeake and Ohio
<b>Food, feed, beverages and tobacco (C.L.):</b>							
<b>036. Cereals unmilled, n.e.s.:</b>							
1	Number of railway cars loaded	carloads	1,985	382	-	173	-
2	Loaded onto railway cars in Canada	metric tonnes	119 079	22 917	-	10 195	-
3	Received from other railways in Canada	" "	1 110	1 729	-	-	99
Received from United States rail:							
4	Destined to Canadian points	" "	16 595	-	-	-	-
5	Destined to United States points	" "	1 468	177	-	-	3 357
6	<b>Total freight traffic carried(1)</b>	" "	<b>138 252</b>	<b>24 823</b>	-	<b>10 195</b>	<b>99</b>
7	Unloaded from railway cars in Canada	" "	121 362	24 299	-	10 195	-
8	Delivered to other railways in Canada	" "	15 331	347	-	-	-
9	Delivered to United States rail connections	" "	1 559	177	-	-	99
<b>038. Corn meal and flour:</b>							
10	Number of railway cars loaded	carloads	5	2	-	6	-
11	Loaded onto railway cars in Canada	metric tonnes	209	63	-	441	-
12	Received from other railways in Canada	" "	798	803	-	-	44
Received from United States rail:							
13	Destined to Canadian points	" "	17 414	14 300	-	-	748
14	Destined to United States points	" "	100	953	-	-	-
15	<b>Total freight traffic carried(1)</b>	" "	<b>18 521</b>	<b>16 119</b>	-	<b>441</b>	<b>792</b>
16	Unloaded from railway cars in Canada	" "	17 976	15 102	-	441	-
17	Delivered to other railways in Canada	" "	391	18	-	-	748
18	Delivered to United States rail connections	" "	154	999	-	-	44
<b>040. Corn starch:</b>							
19	Number of railway cars loaded	carloads	183	15	-	-	-
20	Loaded onto railway cars in Canada	metric tonnes	7 386	704	-	-	-
21	Received from other railways in Canada	" "	82	423	-	38	-
Received from United States rail:							
22	Destined to Canadian points	" "	1 796	1 194	-	-	46
23	Destined to United States points	" "	12 039	28 680	-	-	24 263
24	<b>Total freight traffic carried(1)</b>	" "	<b>21 303</b>	<b>31 001</b>	-	<b>38</b>	<b>24 309</b>
25	Unloaded from railway cars in Canada	" "	6 461	2 057	-	38	-
26	Delivered to other railways in Canada	" "	2 803	264	-	-	46
27	Delivered to United States rail connections	" "	12 039	28 680	-	-	24 263
<b>042. Malt and malt flour:</b>							
28	Number of railway cars loaded	carloads	2,718	2,788	-	-	-
29	Loaded onto railway cars in Canada	metric tonnes	181 458	168 578	-	-	-
30	Received from other railways in Canada	" "	54	251	-	-	3 371
Received from United States rail:							
31	Destined to Canadian points	" "	230	-	-	-	-
32	Destined to United States points	" "	559	1 620	-	-	15 878
33	<b>Total freight traffic carried(1)</b>	" "	<b>182 301</b>	<b>170 449</b>	-	-	<b>3 371</b>
34	Unloaded from railway cars in Canada	" "	136 412	163 517	-	-	-
35	Delivered to other railways in Canada	" "	1 715	3 238	-	-	-
36	Delivered to United States rail connections	" "	44 175	3 694	-	-	3 371
<b>044. Wheat flour:</b>							
37	Number of railway cars loaded	carloads	7,408	8,441	-	16	-
38	Loaded onto railway cars in Canada	metric tonnes	309 204	365 358	-	819	-
39	Received from other railways in Canada	" "	105 808	37 497	-	334	-
Received from United States rail:							
40	Destined to Canadian points	" "	1 168	173	-	-	27
41	Destined to United States points	" "	10 517	25 728	-	-	22 050
42	<b>Total freight traffic carried(1)</b>	" "	<b>426 697</b>	<b>428 756</b>	-	<b>1 153</b>	<b>27</b>
43	Unloaded from railway cars in Canada	" "	406 210	282 085	-	1 153	-
44	Delivered to other railways in Canada	" "	9 750	119 669	-	-	27
45	Delivered to United States rail connections	" "	10 737	27 001	-	-	22 050
<b>046. Cereals milled, n.e.s.:</b>							
46	Number of railway cars loaded	carloads	420	1,610	-	-	-
47	Loaded onto railway cars in Canada	metric tonnes	20 248	55 491	-	-	-
48	Received from other railways in Canada	" "	924	-	-	290	327
Received from United States rail:							
49	Destined to Canadian points	" "	7 550	2 071	-	-	69
50	Destined to United States points	" "	858	151	-	-	1 177
51	<b>Total freight traffic carried(1)</b>	" "	<b>29 580</b>	<b>57 713</b>	-	<b>290</b>	<b>396</b>
52	Unloaded from railway cars in Canada	" "	27 304	42 311	-	290	-
53	Delivered to other railways in Canada	" "	639	9 864	-	-	69
54	Delivered to United States rail connections	" "	1 637	5 537	-	-	327

See footnote(s) at end of table.



TABLEAU 2. Marchandises payantes transportées par chemin de fer au Canada, 1981

Class II - Classe II				Classes III and IV	Grand total all Railways	Type de marchandise	No	
Toronto, Hamilton and Buffalo	Ontario Northland	Quebec North Shore and Labrador	All other Tous autres					Classes III et IV
						<b>Denrées alimentaires, aliments pour animaux, boissons et tabacs (charge complète):</b>		
						<b>036. Céréales non moulues, n.d.a.:</b>		
			2		2 542	wagon	Nombre de wagons chargés	1
			105		152 296	tonnes métriques	Chargées sur wagons au Canada	2
98			55		3 091	" "	En provenance d'autres chemins de fer au Canada	3
			280		16 875	" "	En provenance des Etats-Unis:	4
			-		5 002	" "	A destination du Canada	5
			-		-	" "	A destination des Etats-Unis	5
<b>98</b>			<b>440</b>		<b>177 264</b>		<b>Total du trafic marchandises transportées(1)</b>	<b>6</b>
			369		156 225	" "	Déchargées du wagon au Canada	7
98			-		15 776	" "	Remises aux autres chemins de fer au Canada	8
			71		5 263	" "	Remises au réseau des Etats-Unis	9
							<b>036. Farine et semoule de maïs:</b>	
			1		14	wagon	Nombre de wagons chargés	10
			76		789	tonnes métriques	Chargées sur wagons au Canada	11
45			10		1 700	" "	En provenance d'autres chemins de fer au Canada	12
						" "	En provenance des Etats-Unis:	13
			9 012		41 474	" "	A destination du Canada	13
			-		1 322	" "	A destination des Etats-Unis	14
<b>45</b>			<b>9 098</b>		<b>45 285</b>		<b>Total du trafic marchandises transportées(1)</b>	<b>15</b>
			8 132		41 651	" "	Déchargées du wagon au Canada	16
45			967		2 169	" "	Remises aux autres chemins de fer au Canada	17
			-		1 466	" "	Remises au réseau des Etats-Unis	18
							<b>040. Féculé de maïs:</b>	
					198	wagon	Nombre de wagons chargés	19
					8 090	tonnes métriques	Chargées sur wagons au Canada	20
			2 830		3 373	" "	En provenance d'autres chemins de fer au Canada	21
						" "	En provenance des Etats-Unis:	22
			52		3 088	" "	A destination du Canada	22
			-	2 963	67 945	" "	A destination des Etats-Unis	23
			<b>2 882</b>	<b>2 963</b>	<b>82 496</b>		<b>Total du trafic marchandises transportées(1)</b>	<b>24</b>
			2 705		11 261	" "	Déchargées du wagon au Canada	25
			177		3 290	" "	Remises aux autres chemins de fer au Canada	26
			-	2 963	67 945	" "	Remises au réseau des Etats-Unis	27
							<b>042. Malt et farine de malt:</b>	
			12		5 518	wagon	Nombre de wagons chargés	28
			472		350 508	tonnes métriques	Chargées sur wagons au Canada	29
2 633			229		6 538	" "	En provenance d'autres chemins de fer au Canada	30
						" "	En provenance des Etats-Unis:	31
					230	" "	A destination du Canada	31
					18 057	" "	A destination des Etats-Unis	32
<b>2 633</b>			<b>701</b>		<b>375 333</b>		<b>Total du trafic marchandises transportées(1)</b>	<b>33</b>
					299 929	" "	Déchargées du wagon au Canada	34
2 633					7 586	" "	Remises aux autres chemins de fer au Canada	35
			701		67 819	" "	Remises au réseau des Etats-Unis	36
							<b>044. Farine de blé:</b>	
			8		16 801	wagon	Nombre de wagons chargés	37
774			2		710 666	tonnes métriques	Chargées sur wagons au Canada	38
29 177		257	74		172 215	" "	En provenance d'autres chemins de fer au Canada	39
748			27 828			" "	En provenance des Etats-Unis:	39
					1 550	" "	A destination du Canada	40
			182		58 295	" "	A destination des Etats-Unis	41
<b>29 925</b>		<b>257</b>	<b>28 084</b>		<b>942 726</b>		<b>Total du trafic marchandises transportées(1)</b>	<b>42</b>
			27 754		718 207	" "	Déchargées du wagon au Canada	43
748		257	168		164 568	" "	Remises aux autres chemins de fer au Canada	44
29 177			163		59 951	" "	Remises au réseau des Etats-Unis	45
							<b>046. Céréales moulues, n.d.a.:</b>	
			2		2 040	wagon	Nombre de wagons chargés	46
			90		76 226	tonnes métriques	Chargées sur wagons au Canada	47
337			7 483		9 361	" "	En provenance d'autres chemins de fer au Canada	48
						" "	En provenance des Etats-Unis:	49
			447		10 137	" "	A destination du Canada	49
			-		2 186	" "	A destination des Etats-Unis	50
<b>337</b>			<b>8 020</b>		<b>97 910</b>		<b>Total du trafic marchandises transportées(1)</b>	<b>51</b>
			7 148		77 094	" "	Déchargées du wagon au Canada	52
41					10 869	" "	Remises aux autres chemins de fer au Canada	53
297					9 947	" "	Remises au réseau des Etats-Unis	54

Voir note(s) à la fin du tableau.

TABLE 2. Revenue Freight Carried by Railways Within Canada, 1981

No.	Commodity		Class I - Classe I		Class II - Classe II			
			Canadian National Canadien National	Canadian Pacific Canadien Pacifique	Algoma Central	British Columbia Railway	Canada Southern (Consolidated Rail)	Chesapeake and Ohio
<b>Food, feed, beverages and tobacco (C.L.):</b>								
<b>048. Bakery products:</b>								
1	Number of railway cars loaded	carloads	545	575	-	-	108	-
2	Loaded onto railway cars in Canada	metric tonnes	18 742	10 049	-	-	2 068	-
3	Received from other railways in Canada	" "	82	237	-	-	-	-
	Received from United States rail:							
4	Destined to Canadian points	" "	573	-	-	-	-	-
5	Destined to United States points	" "	159	-	-	-	-	319
6	<b>Total freight traffic carried(1)</b>	" "	<b>19 558</b>	<b>10 286</b>	-	-	<b>2 068</b>	<b>319</b>
7	Unloaded from railway cars in Canada	" "	16 513	7 892	-	-	-	-
8	Delivered to other railways in Canada	" "	2 885	2 388	-	-	-	-
9	Delivered to United States rail connections	" "	159	6	-	-	2 068	319
<b>050. Cereal products:</b>								
10	Number of railway cars loaded	carloads	4 149	1 094	-	-	398	-
11	Loaded onto railway cars in Canada	metric tonnes	89 489	23 711	-	-	5 493	-
12	Received from other railways in Canada	" "	730	6 602	-	-	-	-
	Received from United States rail:							
13	Destined to Canadian points	" "	3 757	456	-	-	340	-
14	Destined to United States points	" "	25 589	814	-	-	-	728
15	<b>Total freight traffic carried(1)</b>	" "	<b>119 565</b>	<b>31 563</b>	-	-	<b>5 833</b>	<b>728</b>
16	Unloaded from railway cars in Canada	" "	77 774	24 788	-	-	-	-
17	Delivered to other railways in Canada	" "	15 844	5 952	-	-	5 757	-
18	Delivered to United States rail connections	" "	25 947	844	-	-	76	728
<b>052. Farinaceous substances and flour, n.e.s., for use as food:</b>								
19	Number of railway cars loaded	carloads	204	267	-	-	-	-
20	Loaded onto railway cars in Canada	metric tonnes	8 512	9 423	-	-	-	-
21	Received from other railways in Canada	" "	45	269	-	-	-	-
	Received from United States rail:							
22	Destined to Canadian points	" "	678	1 675	-	-	-	-
23	Destined to United States points	" "	651	1 871	-	-	-	314
24	<b>Total freight traffic carried(1)</b>	" "	<b>9 886</b>	<b>13 238</b>	-	-	-	<b>314</b>
25	Unloaded from railway cars in Canada	" "	8 165	9 612	-	-	-	-
26	Delivered to other railways in Canada	" "	1 070	1 755	-	-	-	-
27	Delivered to United States rail connections	" "	651	1 871	-	-	-	314
<b>054. Apples:</b>								
28	Number of railway cars loaded	carloads	7	281	-	-	-	-
29	Loaded onto railway cars in Canada	metric tonnes	251	5 221	-	-	-	-
30	Received from other railways in Canada	" "	-	-	-	-	-	-
	Received from United States rail:							
31	Destined to Canadian points	" "	5 104	1 417	-	-	-	-
32	Destined to United States points	" "	-	-	-	-	-	-
33	<b>Total freight traffic carried(1)</b>	" "	<b>5 355</b>	<b>6 638</b>	-	-	-	-
34	Unloaded from railway cars in Canada	" "	5 355	6 638	-	-	-	-
35	Delivered to other railways in Canada	" "	-	-	-	-	-	-
36	Delivered to United States rail connections	" "	-	-	-	-	-	-
<b>056. Bananas:</b>								
37	Number of railway cars loaded	carloads	-	-	-	-	-	-
38	Loaded onto railway cars in Canada	metric tonnes	-	-	-	-	-	-
39	Received from other railways in Canada	" "	-	-	-	-	-	-
	Received from United States rail:							
40	Destined to Canadian points	" "	-	-	-	-	-	-
41	Destined to United States points	" "	-	-	-	-	-	-
42	<b>Total freight traffic carried(1)</b>	" "	-	-	-	-	-	-
43	Unloaded from railway cars in Canada	" "	-	-	-	-	-	-
44	Delivered to other railways in Canada	" "	-	-	-	-	-	-
45	Delivered to United States rail connections	" "	-	-	-	-	-	-
<b>058. Oranges:</b>								
46	Number of railway cars loaded	carloads	113	130	-	-	-	-
47	Loaded onto railway cars in Canada	metric tonnes	3 182	3 311	-	-	-	-
48	Received from other railways in Canada	" "	710	567	1	-	48	-
	Received from United States rail:							
49	Destined to Canadian points	" "	130 227	16 948	-	-	-	-
50	Destined to United States points	" "	-	48	-	-	-	39
51	<b>Total freight traffic carried(1)</b>	" "	<b>134 119</b>	<b>20 874</b>	<b>1</b>	-	<b>48</b>	<b>39</b>
52	Unloaded from railway cars in Canada	" "	132 952	20 803	-	-	-	-
53	Delivered to other railways in Canada	" "	1 168	24	1	-	-	-
54	Delivered to United States rail connections	" "	-	48	-	-	48	39

See footnote(s) at end of table.

TABLEAU 2. Marchandises payantes transportées par chemin de fer au Canada, 1981

Class II - Classe II				Classes III and IV Classes III et IV	Grand total all Railways Total général tous chemins de fer	Type de marchandise	No	
Toronto, Hamilton and Buffalo	Ontario Northland	Quebec North Shore and Labrador	All other Tous autres					
-	-	-	6	-	1 234	wagon	Nombre de wagons chargés	1
-	-	-	173	-	31 032	tonnes métriques	Chargées sur wagons au Canada	2
-	-	-	3 825	-	4 144	" "	En provenance d'autres chemins de fer au Canada	3
-	-	-	23	-	596	" "	En provenance des Etats-Unis:	4
-	-	-	-	-	478	" "	A destination du Canada	5
-	-	-	4 021	-	36 250	" "	A destination des Etats-Unis	6
-	-	-	1 051	-	25 456	" "	<b>Total du trafic marchandises transportées(1)</b>	7
-	-	-	2 905	-	8 178	" "	Déchargées du wagon au Canada	8
-	-	-	64	-	2 616	" "	Remises aux autres chemins de fer au Canada	9
-	-	-	-	-	-	" "	Remises au réseau des Etats-Unis	9
-	-	-	3	-	5,644	wagon	<b>050. Produits à base de céréales:</b>	
-	-	-	41	-	118 734	tonnes métriques	Nombre de wagons chargés	10
5 469	579	-	16 216	-	29 596	" "	Chargées sur wagons au Canada	11
-	-	-	1 214	-	5 767	" "	En provenance d'autres chemins de fer au Canada	12
-	-	-	-	-	27 131	" "	En provenance des Etats-Unis:	13
5 469	579	-	17 471	-	181 228	" "	A destination du Canada	14
-	-	-	17 221	-	120 140	" "	A destination des Etats-Unis	15
-	357	-	225	-	33 468	" "	<b>Total du trafic marchandises transportées(1)</b>	16
5 469	221	-	26	-	27 621	" "	Déchargées du wagon au Canada	17
-	-	-	-	-	-	" "	Remises aux autres chemins de fer au Canada	18
-	-	-	-	-	-	" "	Remises au réseau des Etats-Unis	18
-	-	-	-	-	-	" "	<b>052. Substances farineuses et farine, n.d.a., destinées à l'alimentation:</b>	
-	-	-	-	-	471	wagon	Nombre de wagons chargés	19
-	-	-	-	-	17 935	tonnes métriques	Chargées sur wagons au Canada	20
-	-	-	2 769	-	3 083	" "	En provenance d'autres chemins de fer au Canada	21
-	-	-	-	-	2 353	" "	En provenance des Etats-Unis:	22
-	-	-	-	-	2 836	" "	A destination du Canada	23
-	-	-	2 769	-	26 207	" "	A destination des Etats-Unis	24
-	-	-	2 411	-	20 188	" "	<b>Total du trafic marchandises transportées(1)</b>	25
-	-	-	73	-	2 898	" "	Déchargées du wagon au Canada	26
-	-	-	284	-	3 120	" "	Remises aux autres chemins de fer au Canada	27
-	-	-	-	-	-	" "	Remises au réseau des Etats-Unis	27
-	-	-	-	-	-	" "	<b>054. Pommes:</b>	
-	-	-	1	-	289	wagon	Nombre de wagons chargés	28
-	-	-	39	-	5 511	tonnes métriques	Chargées sur wagons au Canada	29
-	-	-	-	-	-	" "	En provenance d'autres chemins de fer au Canada	30
-	-	-	-	-	6 521	" "	En provenance des Etats-Unis:	31
-	-	-	-	-	-	" "	A destination du Canada	32
-	-	-	39	-	12 032	" "	A destination des Etats-Unis	33
-	-	-	-	-	11 993	" "	<b>Total du trafic marchandises transportées(1)</b>	34
-	-	-	-	-	39	" "	Déchargées du wagon au Canada	35
-	-	-	39	-	-	" "	Remises aux autres chemins de fer au Canada	36
-	-	-	-	-	-	" "	Remises au réseau des Etats-Unis	36
-	-	-	-	-	-	" "	<b>056. Bananes:</b>	
-	-	-	-	-	-	wagon	Nombre de wagons chargés	37
-	-	-	-	-	-	tonnes métriques	Chargées sur wagons au Canada	38
-	-	-	-	-	-	" "	En provenance d'autres chemins de fer au Canada	39
-	-	-	-	-	-	" "	En provenance des Etats-Unis:	40
-	-	-	-	-	-	" "	A destination du Canada	41
-	-	-	-	-	-	" "	A destination des Etats-Unis	42
-	-	-	-	-	-	" "	<b>Total du trafic marchandises transportées(1)</b>	43
-	-	-	-	-	-	" "	Déchargées du wagon au Canada	44
-	-	-	-	-	-	" "	Remises aux autres chemins de fer au Canada	45
-	-	-	-	-	-	" "	Remises au réseau des Etats-Unis	45
-	-	-	-	-	-	" "	<b>058. Oranges:</b>	
-	-	-	-	-	243	wagon	Nombre de wagons chargés	46
-	-	-	-	-	6 493	tonnes métriques	Chargées sur wagons au Canada	47
45	69	-	1 109	-	2 552	" "	En provenance d'autres chemins de fer au Canada	48
-	-	-	-	-	150 390	" "	En provenance des Etats-Unis:	49
-	-	-	3 215	-	87	" "	A destination du Canada	50
48	69	-	4 324	-	159 522	" "	A destination des Etats-Unis	51
-	-	-	2 309	-	156 133	" "	<b>Total du trafic marchandises transportées(1)</b>	52
48	69	-	2 015	-	3 256	" "	Déchargées du wagon au Canada	53
-	-	-	-	-	135	" "	Remises aux autres chemins de fer au Canada	54
-	-	-	-	-	-	" "	Remises au réseau des Etats-Unis	54

Voir note(s) à la fin du tableau

TABLE 2. Revenue Freight Carried by Railways Within Canada, 1981

No.	Commodity		Class I - Classe I		Class II - Classe II			
			Canadian National Canadian National	Canadian Pacific Canadien Pacifique	Algoma Central	British Columbia Railway	Canada Southern (Consolidated Rail)	Chesapeake and Ohio
<b>Food, feed, beverages and tobacco (C.L.):</b>								
<b>060. Other citrus fruits:</b>								
1	Number of railway cars loaded	carloads	-	-	-	-	-	-
2	Loaded onto railway cars in Canada	metric tonnes	-	-	-	-	-	-
3	Received from other railways in Canada	" "	-	-	-	-	-	-
4	Received from United States rail:							
5	Destined to Canadian points	" "	7 403	1 173	-	-	-	-
6	Destined to United States points	" "	-	-	-	-	-	-
7	<b>Total freight traffic carried(1)</b>	" "	<b>7 403</b>	<b>1 173</b>	-	-	-	-
8	Unloaded from railway cars in Canada	" "	7 403	1 173	-	-	-	-
9	Delivered to other railways in Canada	" "	-	-	-	-	-	-
10	Delivered to United States rail connections	" "	-	-	-	-	-	-
<b>062. Grapes:</b>								
11	Number of railway cars loaded	carloads	5	-	-	-	-	-
12	Loaded onto railway cars in Canada	metric tonnes	149	-	-	-	-	-
13	Received from other railways in Canada	" "	-	-	-	-	-	-
14	Received from United States rail:							
15	Destined to Canadian points	" "	41 681	2 484	-	-	-	-
16	Destined to United States points	" "	-	-	-	-	-	-
17	<b>Total freight traffic carried(1)</b>	" "	<b>41 681</b>	<b>2 484</b>	-	-	-	-
18	Unloaded from railway cars in Canada	" "	41 681	2 484	-	-	-	-
19	Delivered to other railways in Canada	" "	-	-	-	-	-	-
20	Delivered to United States rail connections	" "	-	-	-	-	-	-
<b>064. Watermelons:</b>								
21	Number of railway cars loaded	carloads	-	-	-	-	-	-
22	Loaded onto railway cars in Canada	metric tonnes	-	-	-	-	-	-
23	Received from other railways in Canada	" "	-	-	-	-	-	-
24	Received from United States rail:							
25	Destined to Canadian points	" "	-	-	-	-	-	-
26	Destined to United States points	" "	-	-	-	-	-	-
27	<b>Total freight traffic carried(1)</b>	" "	-	-	-	-	-	-
28	Unloaded from railway cars in Canada	" "	-	-	-	-	-	-
29	Delivered to other railways in Canada	" "	-	-	-	-	-	-
30	Delivered to United States rail connections	" "	-	-	-	-	-	-
<b>066. Cantaloupes and melons, n.e.s.:</b>								
31	Number of railway cars loaded	carloads	4	-	-	-	-	-
32	Loaded onto railway cars in Canada	metric tonnes	202	-	-	-	-	-
33	Received from other railways in Canada	" "	-	34	-	-	-	-
34	Received from United States rail:							
35	Destined to Canadian points	" "	12 736	933	-	-	-	-
36	Destined to United States points	" "	-	-	-	-	-	-
37	<b>Total freight traffic carried(1)</b>	" "	<b>12 736</b>	<b>933</b>	-	-	-	-
38	Unloaded from railway cars in Canada	" "	12 736	933	-	-	-	-
39	Delivered to other railways in Canada	" "	73	-	-	-	-	-
40	Delivered to United States rail connections	" "	27	-	-	-	-	-
<b>068. Peaches:</b>								
41	Number of railway cars loaded	carloads	-	-	-	-	-	-
42	Loaded onto railway cars in Canada	metric tonnes	-	-	-	-	-	-
43	Received from other railways in Canada	" "	-	-	-	-	-	-
44	Received from United States rail:							
45	Destined to Canadian points	" "	261	26	-	-	-	-
46	Destined to United States points	" "	-	-	-	-	-	-
47	<b>Total freight traffic carried(1)</b>	" "	<b>261</b>	<b>26</b>	-	-	-	-
48	Unloaded from railway cars in Canada	" "	261	26	-	-	-	-
49	Delivered to other railways in Canada	" "	-	-	-	-	-	-
50	Delivered to United States rail connections	" "	-	-	-	-	-	-
<b>070. Pears:</b>								
51	Number of railway cars loaded	carloads	-	-	-	-	-	-
52	Loaded onto railway cars in Canada	metric tonnes	-	-	-	-	-	-
53	Received from other railways in Canada	" "	-	-	-	-	-	-
54	Received from United States rail:							
55	Destined to Canadian points	" "	10 747	1 927	-	-	-	-
56	Destined to United States points	" "	-	-	-	-	-	-
57	<b>Total freight traffic carried(1)</b>	" "	<b>10 747</b>	<b>1 927</b>	-	-	-	-
58	Unloaded from railway cars in Canada	" "	10 747	1 927	-	-	-	-
59	Delivered to other railways in Canada	" "	-	-	-	-	-	-
60	Delivered to United States rail connections	" "	-	-	-	-	-	-

See footnote(s) at end of table.



TABLEAU 2. Marchandises payantes transportées par chemin de fer au Canada, 1981

Class II - Classe II				Classes III and IV Classes III et IV	Grand total all Railways Total général tous chemins de fer	Type de marchandise	No	
Toronto, Hamilton and Buffalo	Ontario Northland	Quebec North Shore and Labrador	All other Tous autres					
						<b>Denrées alimentaires, aliments pour animaux, boissons et tabacs (charge complète):</b>		
						<b>060. Autres agrumes:</b>		
-	-	-	-	-	-	wagon	Nombre de wagons chargés	1
-	-	-	-	-	-	tonnes métriques	Chargées sur wagons au Canada	2
-	-	-	-	-	-	" "	En provenance d'autres chemins de fer au Canada	3
-	-	-	-	-	8 576	" "	En provenance des Etats-Unis:	4
-	-	-	-	-	-	" "	A destination du Canada	5
-	-	-	-	-	-	" "	A destination des Etats-Unis	6
-	-	-	-	-	<b>8 576</b>	" "	<b>Total du trafic marchandises transportées(1)</b>	7
-	-	-	-	-	8 576	" "	Dechargées du wagon au Canada	8
-	-	-	-	-	-	" "	Remises aux autres chemins de fer au Canada	9
-	-	-	-	-	-	" "	Remises au réseau des Etats-Unis	10
						<b>062. Raisins:</b>		
-	-	-	-	-	5	wagon	Nombre de wagons chargés	11
-	-	-	-	-	149	tonnes métriques	Chargées sur wagons au Canada	12
-	-	-	-	-	-	" "	En provenance d'autres chemins de fer au Canada	13
-	-	-	-	-	-	" "	En provenance des Etats-Unis:	14
-	-	-	-	-	44 165	" "	A destination du Canada	15
-	-	-	-	-	-	" "	A destination des Etats-Unis	16
-	-	-	-	-	<b>44 314</b>	" "	<b>Total du trafic marchandises transportées(1)</b>	17
-	-	-	-	-	44 313	" "	Dechargées du wagon au Canada	18
-	-	-	-	-	-	" "	Remises aux autres chemins de fer au Canada	19
-	-	-	-	-	-	" "	Remises au réseau des Etats-Unis	20
						<b>064. Pastèques:</b>		
-	-	-	-	-	-	wagon	Nombre de wagons chargés	21
-	-	-	-	-	54	tonnes métriques	Chargées sur wagons au Canada	22
-	-	-	-	-	-	" "	En provenance d'autres chemins de fer au Canada	23
-	-	-	-	-	182	" "	En provenance des Etats-Unis:	24
-	-	-	-	-	-	" "	A destination du Canada	25
-	-	-	-	-	-	" "	A destination des Etats-Unis	26
-	-	-	-	-	<b>236</b>	" "	<b>Total du trafic marchandises transportées(1)</b>	27
-	-	-	-	-	237	" "	Dechargées du wagon au Canada	28
-	-	-	-	-	-	" "	Remises aux autres chemins de fer au Canada	29
-	-	-	-	-	-	" "	Remises au réseau des Etats-Unis	30
						<b>066. Cantaloupes et melons, n.d.a.:</b>		
-	-	-	-	-	4	wagon	Nombre de wagons chargés	31
-	-	-	-	-	202	tonnes métriques	Chargées sur wagons au Canada	32
-	-	-	-	-	34	" "	En provenance d'autres chemins de fer au Canada	33
-	-	-	-	-	-	" "	En provenance des Etats-Unis:	34
-	-	-	-	-	13 702	" "	A destination du Canada	35
-	-	-	-	-	-	" "	A destination des Etats-Unis	36
-	-	-	-	-	<b>13 938</b>	" "	<b>Total du trafic marchandises transportées(1)</b>	37
-	-	-	-	-	13 838	" "	Dechargées du wagon au Canada	38
-	-	-	-	-	73	" "	Remises aux autres chemins de fer au Canada	39
-	-	-	-	-	27	" "	Remises au réseau des Etats-Unis	40
						<b>068. Pêches:</b>		
-	-	-	-	-	-	wagon	Nombre de wagons chargés	41
-	-	-	-	-	202	tonnes métriques	Chargées sur wagons au Canada	42
-	-	-	-	-	34	" "	En provenance d'autres chemins de fer au Canada	43
-	-	-	-	-	-	" "	En provenance des Etats-Unis:	44
-	-	-	-	-	287	" "	A destination du Canada	45
-	-	-	-	-	-	" "	A destination des Etats-Unis	46
-	-	-	-	-	<b>287</b>	" "	<b>Total du trafic marchandises transportées(1)</b>	47
-	-	-	-	-	287	" "	Dechargées du wagon au Canada	48
-	-	-	-	-	-	" "	Remises aux autres chemins de fer au Canada	49
-	-	-	-	-	-	" "	Remises au réseau des Etats-Unis	50
						<b>070. Poires:</b>		
-	-	-	-	-	-	wagon	Nombre de wagons chargés	51
-	-	-	-	-	-	tonnes métriques	Chargées sur wagons au Canada	52
-	-	-	-	-	-	" "	En provenance d'autres chemins de fer au Canada	53
-	-	-	-	-	12 674	" "	En provenance des Etats-Unis:	54
-	-	-	-	-	-	" "	A destination du Canada	55
-	-	-	-	-	-	" "	A destination des Etats-Unis	56
-	-	-	-	-	<b>12 674</b>	" "	<b>Total du trafic marchandises transportées(1)</b>	57
-	-	-	-	-	12 674	" "	Dechargées du wagon au Canada	58
-	-	-	-	-	-	" "	Remises aux autres chemins de fer au Canada	59
-	-	-	-	-	-	" "	Remises au réseau des Etats-Unis	60

Voir note(s) à la fin du tableau.

TABLE 2. Revenue Freight Carried by Railways Within Canada, 1981

No.	Commodity		Class I - Classe I		Class II - Classe II			
			Canadian National Canadien National	Canadian Pacific Canadien Pacifique	Algoma Central	British Columbia Railway	Canada Southern (Consolidated Rail)	Chesapeake and Ohio
<b>Food, feed, beverages and tobacco (C.L.):</b>								
<b>072. Fresh or chilled fruits, n.e.s. and berries:</b>								
1	Number of railway cars loaded	carloads	29	-	-	-	-	-
2	Loaded onto railway cars in Canada	metric tonnes	904	-	-	-	-	-
3	Received from other railways in Canada	" "	32	-	-	-	24	-
	Received from United States rail:							
4	Destined to Canadian points	" "	20 436	1 801	-	-	-	-
5	Destined to United States points	" "	-	-	-	-	-	-
6	<b>Total freight traffic carried(1)</b>	" "	<b>21 372</b>	<b>1 801</b>	-	-	<b>24</b>	-
7	Unloaded from railway cars in Canada	" "	21 372	1 801	-	-	-	-
8	Delivered to other railways in Canada	" "	-	-	-	-	-	-
9	Delivered to United States rail connections	" "	-	-	-	-	24	-
<b>074. Frozen fruits and berries:</b>								
10	Number of railway cars loaded	carloads	8	8	-	-	-	-
11	Loaded onto railway cars in Canada	metric tonnes	259	273	-	-	-	-
12	Received from other railways in Canada	" "	306	1 656	-	-	-	-
	Received from United States rail:							
13	Destined to Canadian points	" "	2 842	1 829	-	-	38	-
14	Destined to United States points	" "	-	-	-	-	-	-
15	<b>Total freight traffic carried(1)</b>	" "	<b>3 407</b>	<b>3 758</b>	-	-	<b>38</b>	-
16	Unloaded from railway cars in Canada	" "	3 406	3 683	-	-	-	-
17	Delivered to other railways in Canada	" "	-	74	-	-	38	-
18	Delivered to United States rail connections	" "	-	-	-	-	-	-
<b>076. Dried and dehydrated fruits:</b>								
19	Number of railway cars loaded	carloads	1	4	-	-	-	-
20	Loaded onto railway cars in Canada	metric tonnes	23	111	-	-	-	-
21	Received from other railways in Canada	" "	27	190	-	-	-	-
	Received from United States rail:							
22	Destined to Canadian points	" "	6 449	3 438	-	-	60	128
23	Destined to United States points	" "	82	33	-	-	-	-
24	<b>Total freight traffic carried(1)</b>	" "	<b>6 581</b>	<b>3 772</b>	-	-	<b>60</b>	<b>128</b>
25	Unloaded from railway cars in Canada	" "	6 408	3 706	-	-	-	128
26	Delivered to other railways in Canada	" "	91	33	-	-	60	-
27	Delivered to United States rail connections	" "	82	33	-	-	-	-
<b>078. Fruit juices and fruit juice concentrates not frozen:</b>								
28	Number of railway cars loaded	carloads	128	17	-	-	-	21
29	Loaded onto railway cars in Canada	metric tonnes	4 855	718	-	-	-	773
30	Received from other railways in Canada	" "	18	972	-	-	-	-
	Received from United States rail:							
31	Destined to Canadian points	" "	6 177	13 239	-	-	136	1 807
32	Destined to United States points	" "	-	123	-	-	-	518
33	<b>Total freight traffic carried(1)</b>	" "	<b>11 050</b>	<b>15 052</b>	-	-	<b>136</b>	<b>3 098</b>
34	Unloaded from railway cars in Canada	" "	10 062	13 846	-	-	136	1 807
35	Delivered to other railways in Canada	" "	630	1 082	-	-	-	773
36	Delivered to United States rail connections	" "	358	123	-	-	-	518
<b>080. Fruit juice concentrates, frozen:</b>								
37	Number of railway cars loaded	carloads	83	59	-	-	-	-
38	Loaded onto railway cars in Canada	metric tonnes	3 398	2 954	-	-	-	-
39	Received from other railways in Canada	" "	31	1 528	-	-	-	-
	Received from United States rail:							
40	Destined to Canadian points	" "	5 088	1 987	-	-	-	-
41	Destined to United States points	" "	-	-	-	-	-	-
42	<b>Total freight traffic carried(1)</b>	" "	<b>8 517</b>	<b>6 469</b>	-	-	-	-
43	Unloaded from railway cars in Canada	" "	7 135	6 468	-	-	-	-
44	Delivered to other railways in Canada	" "	1 324	-	-	-	-	-
45	Delivered to United States rail connections	" "	58	-	-	-	-	-
<b>082. Fruits and fruit preparations, n.e.s.:</b>								
46	Number of railway cars loaded	carloads	27	117	-	-	3,569	-
47	Loaded onto railway cars in Canada	metric tonnes	904	5 239	-	-	114 206	-
48	Received from other railways in Canada	" "	-	272	-	-	89	-
	Received from United States rail:							
49	Destined to Canadian points	" "	5 147	1 606	-	-	189	86
50	Destined to United States points	" "	277	128	-	-	-	436
51	<b>Total freight traffic carried(1)</b>	" "	<b>6 328</b>	<b>7 245</b>	-	-	<b>114 484</b>	<b>522</b>
52	Unloaded from railway cars in Canada	" "	5 488	2 883	-	-	203	86
53	Delivered to other railways in Canada	" "	191	599	-	-	114 215	-
54	Delivered to United States rail connections	" "	649	3 783	-	-	65	436

See footnote(s) at end of table.

TABLEAU 2. Marchandises payantes transportées par chemin de fer au Canada, 1981

Class II - Classe II				Classes III and IV	Grand total all Railways	Type de marchandise	No	
Toronto, Hamilton and Buffalo	Ontario Northland	Quebec North Shore and Labrador	All other Tous autres					Classes III et IV
						<b>Denrées alimentaires, aliments pour animaux, boissons et tabacs (charge complète):</b>		
						<b>072. Fruits frais ou réfrigérés, n.d.a. et baies:</b>		
1	-	-	-	-	30	wagon	Nombre de wagons chargés	1
24	-	-	-	-	928	tonnes métriques	Chargées sur wagons au Canada	2
-	-	-	-	-	56	" "	En provenance d'autres chemins de fer au Canada	3
-	-	-	140	-	22 377	" "	En provenance des Etats-Unis:	4
-	-	-	-	-	-	" "	A destination du Canada	5
-	-	-	-	-	-	" "	A destination des Etats-Unis	6
<b>24</b>	<b>-</b>	<b>-</b>	<b>140</b>	<b>-</b>	<b>23 361</b>	<b>" "</b>	<b>Total du trafic marchandises transportées(1)</b>	<b>6</b>
-	-	-	140	-	23 313	" "	Dechargées du wagon au Canada	7
24	-	-	-	-	24	" "	Remises aux autres chemins de fer au Canada	8
-	-	-	-	-	24	" "	Remises au réseau des Etats-Unis	9
						<b>074. Fruits et baies congelés:</b>		
-	-	-	76	-	92	wagon	Nombre de wagons chargés	10
-	-	-	2 802	-	3 334	tonnes métriques	Chargées sur wagons au Canada	11
-	-	-	-	-	1 962	" "	En provenance d'autres chemins de fer au Canada	12
-	-	-	44	-	4 753	" "	En provenance des Etats-Unis:	13
-	-	-	-	-	-	" "	A destination du Canada	14
-	-	-	-	-	-	" "	A destination des Etats-Unis	15
-	-	-	<b>2 846</b>	<b>-</b>	<b>10 049</b>	<b>" "</b>	<b>Total du trafic marchandises transportées(1)</b>	<b>15</b>
-	-	-	-	-	7 089	" "	Dechargées du wagon au Canada	16
-	-	-	2 846	-	2 958	" "	Remises aux autres chemins de fer au Canada	17
-	-	-	-	-	-	" "	Remises au réseau des Etats-Unis	18
						<b>076. Fruits séchés et déshydratés:</b>		
-	-	-	-	-	5	wagon	Nombre de wagons chargés	19
-	-	-	140	-	134	tonnes métriques	Chargées sur wagons au Canada	20
-	-	-	-	-	417	" "	En provenance d'autres chemins de fer au Canada	21
-	-	-	281	-	10 356	" "	En provenance des Etats-Unis:	22
-	-	-	-	-	115	" "	A destination du Canada	23
-	-	-	-	-	-	" "	A destination des Etats-Unis	24
60	-	-	<b>421</b>	<b>-</b>	<b>11 022</b>	<b>" "</b>	<b>Total du trafic marchandises transportées(1)</b>	<b>24</b>
-	-	-	107	-	10 349	" "	Dechargées du wagon au Canada	25
60	-	-	314	-	558	" "	Remises aux autres chemins de fer au Canada	26
-	-	-	-	-	115	" "	Remises au réseau des Etats-Unis	27
						<b>076. Jus de fruits et concentrés de jus de fruits non congelés:</b>		
-	-	-	5	-	171	wagon	Nombre de wagons chargés	28
-	-	-	242	-	6 588	tonnes métriques	Chargées sur wagons au Canada	29
-	-	-	1 795	-	2 785	" "	En provenance d'autres chemins de fer au Canada	30
-	-	-	2 728	-	24 087	" "	En provenance des Etats-Unis:	31
-	-	-	-	-	641	" "	A destination du Canada	32
-	-	-	<b>4 765</b>	<b>-</b>	<b>34 101</b>	<b>" "</b>	<b>Total du trafic marchandises transportées(1)</b>	<b>33</b>
-	-	-	4 339	-	30 190	" "	Dechargées du wagon au Canada	34
-	-	-	427	-	2 912	" "	Remises aux autres chemins de fer au Canada	35
-	-	-	-	-	999	" "	Remises au réseau des Etats-Unis	36
						<b>080. Concentrés de jus de fruits congelés:</b>		
-	-	-	-	-	142	wagon	Nombre de wagons chargés	37
-	-	-	112	-	6 352	tonnes métriques	Chargées sur wagons au Canada	38
-	-	-	-	-	1 671	" "	En provenance d'autres chemins de fer au Canada	39
-	-	-	2 488	-	9 563	" "	En provenance des Etats-Unis:	40
-	-	-	-	-	-	" "	A destination du Canada	41
-	-	-	<b>2 600</b>	<b>-</b>	<b>17 586</b>	<b>" "</b>	<b>Total du trafic marchandises transportées(1)</b>	<b>42</b>
-	-	-	2 551	-	16 154	" "	Dechargées du wagon au Canada	43
-	-	-	50	-	1 374	" "	Remises aux autres chemins de fer au Canada	44
-	-	-	-	-	58	" "	Remises au réseau des Etats-Unis	45
						<b>082. Fruits et préparations à base de fruits, n.d.a.:</b>		
-	-	-	32	-	3,745	wagon	Nombre de wagons chargés	46
-	-	-	1 637	-	121 966	tonnes métriques	Chargées sur wagons au Canada	47
-	-	-	30 283	-	30 644	" "	En provenance d'autres chemins de fer au Canada	48
-	-	-	7 696	-	14 724	" "	En provenance des Etats-Unis:	49
-	-	-	-	-	841	" "	A destination du Canada	50
-	-	-	<b>39 616</b>	<b>-</b>	<b>168 195</b>	<b>" "</b>	<b>Total du trafic marchandises transportées(1)</b>	<b>51</b>
-	-	-	34 518	-	43 178	" "	Dechargées du wagon au Canada	52
-	-	-	5 098	-	120 103	" "	Remises aux autres chemins de fer au Canada	53
-	-	-	-	-	4 913	" "	Remises au réseau des Etats-Unis	54

Voir note(s) à la fin du tableau.

TABLE 2. Revenue Freight Carried by Railways Within Canada, 1981

No.	Commodity		Class I - Classe I		Class II - Classe II			
			Canadian National Canadien National	Canadian Pacific Canadien Pacifique	Algoma Central	British Columbia Railway	Canada Southern (Consolidated Rail)	Chesapeake and Ohio
<b>Food, feed, beverages and tobacco (C.L.):</b>								
<b>084. Nuts, except oil nuts:</b>								
1	Number of railway cars loaded	carloads	172	563	-	-	-	-
2	Loaded onto railway cars in Canada	metric tonnes	8 171	26 422	-	-	-	-
3	Received from other railways in Canada	" "	9 312	326	-	-	-	-
	Received from United States rail:							
4	Destined to Canadian points	" "	889	680	-	-	-	-
5	Destined to United States points	" "	-	110	-	-	-	27
6	<b>Total freight traffic carried(1)</b>	" "	<b>18 372</b>	<b>27 538</b>	-	-	-	<b>27</b>
7	Unloaded from railway cars in Canada	" "	15 595	10 814	-	-	-	-
8	Delivered to other railways in Canada	" "	2 777	16 458	-	-	-	-
9	Delivered to United States rail connections	" "	-	266	-	-	-	27
<b>086. Sugar beets:</b>								
10	Number of railway cars loaded	carloads	-	-	-	-	-	-
11	Loaded onto railway cars in Canada	metric tonnes	-	-	-	-	-	-
12	Received from other railways in Canada	" "	-	-	-	-	-	-
	Received from United States rail:							
13	Destined to Canadian points	" "	-	-	-	-	-	-
14	Destined to United States points	" "	-	-	-	-	-	-
15	<b>Total freight traffic carried(1)</b>	" "	-	-	-	-	-	-
16	Unloaded from railway cars in Canada	" "	-	-	-	-	-	-
17	Delivered to other railways in Canada	" "	-	-	-	-	-	-
18	Delivered to United States rail connections	" "	-	-	-	-	-	-
<b>088. Cabbage:</b>								
19	Number of railway cars loaded	carloads	1	-	-	-	-	-
20	Loaded onto railway cars in Canada	metric tonnes	30	-	-	-	-	-
21	Received from other railways in Canada	" "	-	-	-	-	-	-
	Received from United States rail:							
22	Destined to Canadian points	" "	116	-	-	-	-	-
23	Destined to United States points	" "	-	-	-	-	-	-
24	<b>Total freight traffic carried(1)</b>	" "	<b>146</b>	-	-	-	-	-
25	Unloaded from railway cars in Canada	" "	146	-	-	-	-	-
26	Delivered to other railways in Canada	" "	-	-	-	-	-	-
27	Delivered to United States rail connections	" "	-	-	-	-	-	-
<b>090. Celery:</b>								
28	Number of railway cars loaded	carloads	2	-	-	-	-	-
29	Loaded onto railway cars in Canada	metric tonnes	100	-	-	-	-	-
30	Received from other railways in Canada	" "	-	-	-	-	-	-
	Received from United States rail:							
31	Destined to Canadian points	" "	23 324	2 703	-	-	-	-
32	Destined to United States points	" "	-	-	-	-	-	-
33	<b>Total freight traffic carried(1)</b>	" "	<b>23 424</b>	<b>2 703</b>	-	-	-	-
34	Unloaded from railway cars in Canada	" "	23 424	2 703	-	-	-	-
35	Delivered to other railways in Canada	" "	-	-	-	-	-	-
36	Delivered to United States rail connections	" "	-	-	-	-	-	-
<b>092. Lettuce:</b>								
37	Number of railway cars loaded	carloads	2	-	-	-	-	-
38	Loaded onto railway cars in Canada	metric tonnes	91	-	-	-	-	-
39	Received from other railways in Canada	" "	-	-	-	-	-	-
	Received from United States rail:							
40	Destined to Canadian points	" "	30 148	4 159	-	-	-	-
41	Destined to United States points	" "	-	-	-	-	-	-
42	<b>Total freight traffic carried(1)</b>	" "	<b>30 239</b>	<b>4 159</b>	-	-	-	-
43	Unloaded from railway cars in Canada	" "	30 239	4 159	-	-	-	-
44	Delivered to other railways in Canada	" "	-	-	-	-	-	-
45	Delivered to United States rail connections	" "	-	-	-	-	-	-
<b>094. Onions and shallots:</b>								
46	Number of railway cars loaded	carloads	6	2	-	-	-	-
47	Loaded onto railway cars in Canada	metric tonnes	160	36	-	-	-	-
48	Received from other railways in Canada	" "	36	41	-	-	-	-
	Received from United States rail:							
49	Destined to Canadian points	" "	19 103	2 299	-	-	-	1 497
50	Destined to United States points	" "	-	-	-	-	-	-
51	<b>Total freight traffic carried(1)</b>	" "	<b>19 299</b>	<b>2 376</b>	-	-	-	<b>1 497</b>
52	Unloaded from railway cars in Canada	" "	19 299	2 376	-	-	-	1 497
53	Delivered to other railways in Canada	" "	-	-	-	-	-	-
54	Delivered to United States rail connections	" "	-	-	-	-	-	-

See footnote(s) at end of table.



TABLEAU 2. Marchandises payantes transportées par chemin de fer au Canada, 1981

Class II - Classe II				Classes III et IV	Grand total all Railways	Type de marchandise	No	
Toronto, Hamilton and Buffalo	Ontario Northland	Quebec North Shore and Labrador	All other Tous autres					Classes III et IV
						<b>Denrées alimentaires, aliments pour animaux, boissons et tabacs (charge complète):</b>		
			1		736	wagon	Nombre de wagons chargés	1
			34		34 627	tonnes métriques	Chargées sur wagons au Canada	2
252			150		10 040	" "	En provenance d'autres chemins de fer au Canada	3
			1 556		3 125	" "	En provenance des Etats-Unis:	4
					137	" "	A destination du Canada	5
						" "	A destination des Etats-Unis	6
252			1 740		47 929	" "	<b>Total du trafic marchandises transportées(1)</b>	6
			1 587		27 996	" "	Déchargées du wagon au Canada	7
252			119		19 606	" "	Remises aux autres chemins de fer au Canada	8
			34		327	" "	Remises au réseau des Etats-Unis	9
							<b>066. Betteraves à sucre:</b>	
						wagon	Nombre de wagons chargés	10
						tonnes métriques	Chargées sur wagons au Canada	11
						" "	En provenance d'autres chemins de fer au Canada	12
						" "	En provenance des Etats-Unis:	13
						" "	A destination du Canada	14
						" "	A destination des Etats-Unis	15
						" "	<b>Total du trafic marchandises transportées(1)</b>	16
						" "	Déchargées du wagon au Canada	17
						" "	Remises aux autres chemins de fer au Canada	18
						" "	Remises au réseau des Etats-Unis	19
							<b>088. Chou:</b>	
					1	wagon	Nombre de wagons chargés	20
					30	tonnes métriques	Chargées sur wagons au Canada	21
						" "	En provenance d'autres chemins de fer au Canada	22
					116	" "	En provenance des Etats-Unis:	23
						" "	A destination du Canada	24
						" "	A destination des Etats-Unis	25
					146	" "	<b>Total du trafic marchandises transportées(1)</b>	26
					146	" "	Déchargées du wagon au Canada	27
						" "	Remises aux autres chemins de fer au Canada	28
						" "	Remises au réseau des Etats-Unis	29
							<b>090. Céleri:</b>	
					2	wagon	Nombre de wagons chargés	30
					100	tonnes métriques	Chargées sur wagons au Canada	31
						" "	En provenance d'autres chemins de fer au Canada	32
			156		26 183	" "	En provenance des Etats-Unis:	33
						" "	A destination du Canada	34
						" "	A destination des Etats-Unis	35
			156		26 283	" "	<b>Total du trafic marchandises transportées(1)</b>	36
			156		26 283	" "	Déchargées du wagon au Canada	37
						" "	Remises aux autres chemins de fer au Canada	38
						" "	Remises au réseau des Etats-Unis	39
							<b>092. Laitue:</b>	
					2	wagon	Nombre de wagons chargés	40
					91	tonnes métriques	Chargées sur wagons au Canada	41
						" "	En provenance d'autres chemins de fer au Canada	42
						" "	En provenance des Etats-Unis:	43
			224		34 531	" "	A destination du Canada	44
						" "	A destination des Etats-Unis	45
			224		34 622	" "	<b>Total du trafic marchandises transportées(1)</b>	46
			224		34 622	" "	Déchargées du wagon au Canada	47
						" "	Remises aux autres chemins de fer au Canada	48
						" "	Remises au réseau des Etats-Unis	49
							<b>094. Oignons et échalotes:</b>	
					8	wagon	Nombre de wagons chargés	50
					196	tonnes métriques	Chargées sur wagons au Canada	51
					77	" "	En provenance d'autres chemins de fer au Canada	52
						" "	En provenance des Etats-Unis:	53
			126		23 025	" "	A destination du Canada	54
						" "	A destination des Etats-Unis	55
			126		23 298	" "	<b>Total du trafic marchandises transportées(1)</b>	56
			41		23 213	" "	Déchargées du wagon au Canada	57
			85		85	" "	Remises aux autres chemins de fer au Canada	58
						" "	Remises au réseau des Etats-Unis	59

Voir note(s) à la fin du tableau.

TABLE 2. Revenue Freight Carried by Railways Within Canada, 1981

No.	Commodity		Class I - Classe I		Class II - Classe II			
			Canadian National Canadien National	Canadian Pacific Canadien Pacifique	Algoma Central	British Columbia Railway	Canada Southern (Consolidated Rail)	Chesapeake and Ohio
<b>Food, feed, beverages and tobacco (C.L.):</b>								
<b>096. Potatoes, other than sweet:</b>								
1	Number of railway cars loaded	carloads	2,822	51	-	-	-	-
2	Loaded onto railway cars in Canada	metric tonnes	102 507	1 677	-	-	-	-
3	Received from other railways in Canada	" "	2 114	3 973	390	-	108	661
	Received from United States rail:							
4	Destined to Canadian points	" "	28 262	3 371	-	-	-	-
5	Destined to United States points	" "	272	231	-	-	-	-
6	<b>Total freight traffic carried(1)</b>	" "	<b>133 155</b>	<b>9 252</b>	<b>390</b>	-	<b>108</b>	<b>661</b>
7	Unloaded from railway cars in Canada	" "	128 015	8 642	390	-	108	661
8	Delivered to other railways in Canada	" "	4 142	380	-	-	-	-
9	Delivered to United States rail connections	" "	998	231	-	-	-	-
<b>098. Tomatoes:</b>								
10	Number of railway cars loaded	carloads	-	-	-	-	-	-
11	Loaded onto railway cars in Canada	metric tonnes	-	-	-	-	-	-
12	Received from other railways in Canada	" "	-	120	-	-	-	-
	Received from United States rail:							
13	Destined to Canadian points	" "	1 130	178	-	-	-	-
14	Destined to United States points	" "	-	-	-	-	-	-
15	<b>Total freight traffic carried(1)</b>	" "	<b>1 130</b>	<b>298</b>	-	-	-	-
16	Unloaded from railway cars in Canada	" "	1 130	298	-	-	-	-
17	Delivered to other railways in Canada	" "	-	-	-	-	-	-
18	Delivered to United States rail connections	" "	-	-	-	-	-	-
<b>100. Vegetables, n.e.s., fresh or chilled:</b>								
19	Number of railway cars loaded	carloads	146	51	-	3	-	-
20	Loaded onto railway cars in Canada	metric tonnes	9 370	2 891	-	58	-	-
21	Received from other railways in Canada	" "	154	626	-	-	-	-
	Received from United States rail:							
22	Destined to Canadian points	" "	58 210	3 638	-	-	-	-
23	Destined to United States points	" "	-	-	-	-	-	-
24	<b>Total freight traffic carried(1)</b>	" "	<b>67 734</b>	<b>7 155</b>	-	<b>58</b>	-	-
25	Unloaded from railway cars in Canada	" "	60 274	6 843	-	58	-	-
26	Delivered to other railways in Canada	" "	7 406	244	-	-	-	-
27	Delivered to United States rail connections	" "	54	68	-	-	-	-
<b>102. Vegetables, frozen:</b>								
28	Number of railway cars loaded	carloads	92	34	-	-	-	-
29	Loaded onto railway cars in Canada	metric tonnes	3 335	1 090	-	-	-	-
30	Received from other railways in Canada	" "	189	937	-	-	-	-
	Received from United States rail:							
31	Destined to Canadian points	" "	3 256	3 084	-	-	-	44
32	Destined to United States points	" "	288	16 933	-	-	-	448
33	<b>Total freight traffic carried(1)</b>	" "	<b>7 068</b>	<b>22 044</b>	-	-	-	<b>492</b>
34	Unloaded from railway cars in Canada	" "	6 693	4 902	-	-	-	44
35	Delivered to other railways in Canada	" "	86	209	-	-	-	-
36	Delivered to United States rail connections	" "	288	16 933	-	-	-	448
<b>104. Vegetables, dried:</b>								
37	Number of railway cars loaded	carloads	1,163	1,204	-	-	-	14
38	Loaded onto railway cars in Canada	metric tonnes	54 975	48 201	-	-	-	609
39	Received from other railways in Canada	" "	8 414	2 247	-	-	-	-
	Received from United States rail:							
40	Destined to Canadian points	" "	7 771	7 374	-	-	-	264
41	Destined to United States points	" "	1 376	420	-	-	-	4 568
42	<b>Total freight traffic carried(1)</b>	" "	<b>72 536</b>	<b>58 242</b>	-	-	-	<b>5 441</b>
43	Unloaded from railway cars in Canada	" "	64 898	44 471	-	-	-	61
44	Delivered to other railways in Canada	" "	1 578	8 162	-	-	-	812
45	Delivered to United States rail connections	" "	6 061	5 608	-	-	-	4 568
<b>106. Vegetables and preparations, n.e.s.:</b>								
46	Number of railway cars loaded	carloads	5,284	463	-	-	2	660
47	Loaded onto railway cars in Canada	metric tonnes	195 765	13 509	-	-	37	27 595
48	Received from other railways in Canada	" "	11 897	90 439	-	-	103	-
	Received from United States rail:							
49	Destined to Canadian points	" "	117 963	16 051	-	-	1 230	2 003
50	Destined to United States points	" "	8 570	4 320	-	-	-	4 902
51	<b>Total freight traffic carried(1)</b>	" "	<b>334 195</b>	<b>124 195</b>	-	-	<b>1 370</b>	<b>34 500</b>
52	Unloaded from railway cars in Canada	" "	301 935	104 303	-	-	126	1 964
53	Delivered to other railways in Canada	" "	21 404	15 661	-	-	1 141	27 576
54	Delivered to United States rail connections	" "	10 856	4 355	-	-	103	4 960

See footnote(s) at end of table

TABLEAU 2. Marchandises payantes transportées par chemin de fer au Canada, 1981

Class II - Classe II				Classes III and IV Classes III et IV	Grand total all Railways Total général tous chemins de fer	Type de marchandise	No	
Toronto, Hamilton and Buffalo	Ontario Northland	Quebec North Shore and Labrador	All other Tous autres					
						<b>Denrées alimentaires, aliments pour animaux, boissons et tabacs (charge complète):</b>		
					2,873	wagon	Nombre de wagons chargés	1
					104 184	tonnes métriques	Chargées sur wagons au Canada	2
	1 347				8 593	" "	En provenance d'autres chemins de fer au Canada	3
			6 536		38 169	" "	En provenance des Etats-Unis:	4
					503	" "	A destination du Canada	5
						" "	A destination des Etats-Unis	5
	<b>1 347</b>		<b>6 536</b>		<b>151 449</b>	" "	<b>Total du trafic marchandises transportées(1)</b>	<b>6</b>
	1 322		2 515		141 653	" "	Déchargées du wagon au Canada	7
	25		4 019		8 566	" "	Remises aux autres chemins de fer au Canada	8
					1 229	" "	Remises au réseau des Etats-Unis	9
							<b>098. Tomates:</b>	
						wagon	Nombre de wagons chargés	10
					120	tonnes métriques	Chargées sur wagons au Canada	11
						" "	En provenance d'autres chemins de fer au Canada	12
			384		1 692	" "	En provenance des Etats-Unis:	13
						" "	A destination du Canada	13
						" "	A destination des Etats-Unis	14
			<b>384</b>		<b>1 812</b>	" "	<b>Total du trafic marchandises transportées(1)</b>	<b>15</b>
						" "	Déchargées du wagon au Canada	16
			264		1 692	" "	Remises aux autres chemins de fer au Canada	17
			120		120	" "	Remises au réseau des Etats-Unis	18
							<b>100. Légumes frais ou réfrigérés, n.d.a.:</b>	
	1				201	wagon	Nombre de wagons chargés	19
	90				12 409	tonnes métriques	Chargées sur wagons au Canada	20
			8 283		9 063	" "	En provenance d'autres chemins de fer au Canada	21
						" "	En provenance des Etats-Unis:	22
			885		62 733	" "	A destination du Canada	22
						" "	A destination des Etats-Unis	23
	<b>90</b>		<b>9 168</b>		<b>84 205</b>	" "	<b>Total du trafic marchandises transportées(1)</b>	<b>24</b>
						" "	Déchargées du wagon au Canada	25
	90		8 907		76 082	" "	Remises aux autres chemins de fer au Canada	26
			260		8 000	" "	Remises au réseau des Etats-Unis	27
					122	" "		27
							<b>102. Légumes congelés:</b>	
			43		169	wagon	Nombre de wagons chargés	28
			1 240		5 665	tonnes métriques	Chargées sur wagons au Canada	29
			259		1 385	" "	En provenance d'autres chemins de fer au Canada	30
						" "	En provenance des Etats-Unis:	31
			353		6 737	" "	A destination du Canada	31
					17 669	" "	A destination des Etats-Unis	32
			<b>1 852</b>		<b>31 456</b>	" "	<b>Total du trafic marchandises transportées(1)</b>	<b>33</b>
						" "	Déchargées du wagon au Canada	34
			421		12 060	" "	Remises aux autres chemins de fer au Canada	35
			1 196		1 491	" "	Remises au réseau des Etats-Unis	35
			235		17 904	" "		36
							<b>104. Légumes séchés:</b>	
			14		2,395	wagon	Nombre de wagons chargés	37
			563		104 348	tonnes métriques	Chargées sur wagons au Canada	38
			572		11 233	" "	En provenance d'autres chemins de fer au Canada	39
						" "	En provenance des Etats-Unis:	40
			5 692		21 101	" "	A destination du Canada	40
					6 364	" "	A destination des Etats-Unis	41
			<b>6 827</b>		<b>143 046</b>	" "	<b>Total du trafic marchandises transportées(1)</b>	<b>42</b>
						" "	Déchargées du wagon au Canada	43
			4 920		114 350	" "	Remises aux autres chemins de fer au Canada	44
			1 344		11 896	" "	Remises au réseau des Etats-Unis	44
			563		16 800	" "		45
							<b>106. Légumes et préparations à base de légumes, n.d.a.:</b>	
			9		6,418	wagon	Nombre de wagons chargés	46
			374		237 280	tonnes métriques	Chargées sur wagons au Canada	47
	980	124	9 808		113 651	" "	En provenance d'autres chemins de fer au Canada	48
						" "	En provenance des Etats-Unis:	49
			1 988		139 235	" "	A destination du Canada	49
			415		18 207	" "	A destination des Etats-Unis	50
	<b>1 280</b>	<b>124</b>	<b>12 585</b>		<b>508 373</b>	" "	<b>Total du trafic marchandises transportées(1)</b>	<b>51</b>
						" "	Déchargées du wagon au Canada	52
	36	49	8 741		417 154	" "	Remises aux autres chemins de fer au Canada	53
	244	75	3 430		70 531	" "	Remises au réseau des Etats-Unis	53
			415		20 689	" "		54

Voir note(s) à la fin du tableau.

TABLE 2. Revenue Freight Carried by Railways Within Canada, 1981

No.	Commodity		Class I - Classe I		Class II - Classe II			
			Canadian National	Canadian Pacific	Algoma Central	British Columbia Railway	Canada Southern (Consolidated Rail)	Chesapeake and Ohio
			Canadien National	Canadien Pacifique				
<b>Food, feed, beverages and tobacco (C.L.):</b>								
<b>108. Sugar:</b>								
1	Number of railway cars loaded	carloads	1,842	2,007	-	-	-	-
2	Loaded onto railway cars in Canada	metric tonnes	103 960	130 481	-	-	-	-
3	Received from other railways in Canada	" "	146	182	-	-	-	-
	Received from United States rail:							
4	Destined to Canadian points	" "	1 007	1 827	-	-	-	-
5	Destined to United States points	" "	1 922	2 152	-	-	-	7 551
6	<b>Total freight traffic carried(1)</b>	" "	<b>107 035</b>	<b>134 642</b>	-	-	-	<b>7 551</b>
7	Unloaded from railway cars in Canada	" "	104 918	131 914	-	-	-	-
8	Delivered to other railways in Canada	" "	23	577	-	-	-	-
9	Delivered to United States rail connections	" "	2 095	2 152	-	-	-	7 551
<b>110. Molasses and syrups:</b>								
10	Number of railway cars loaded	carloads	978	163	-	-	-	-
11	Loaded onto railway cars in Canada	metric tonnes	41 685	10 075	-	-	-	-
12	Received from other railways in Canada	" "	33	2 991	-	-	-	-
	Received from United States rail:							
13	Destined to Canadian points	" "	11 826	10 472	-	-	160	-
14	Destined to United States points	" "	28 605	5 235	-	-	-	6 228
15	<b>Total freight traffic carried(1)</b>	" "	<b>82 149</b>	<b>28 773</b>	-	-	<b>160</b>	<b>6 228</b>
16	Unloaded from railway cars in Canada	" "	49 414	22 935	-	-	-	-
17	Delivered to other railways in Canada	" "	4 130	557	-	-	160	-
18	Delivered to United States rail connections	" "	28 605	5 282	-	-	-	6 228
<b>112. Sugar preparations (including confectionery), n.e.s.:</b>								
19	Number of railway cars loaded	carloads	154	446	-	-	-	-
20	Loaded onto railway cars in Canada	metric tonnes	3 339	15 237	-	-	-	-
21	Received from other railways in Canada	" "	45	-	-	-	-	-
	Received from United States rail:							
22	Destined to Canadian points	" "	91	27	-	-	-	-
23	Destined to United States points	" "	265	-	-	-	-	-
24	<b>Total freight traffic carried(1)</b>	" "	<b>3 740</b>	<b>15 264</b>	-	-	-	-
25	Unloaded from railway cars in Canada	" "	3 390	12 858	-	-	-	-
26	Delivered to other railways in Canada	" "	85	2 092	-	-	-	-
27	Delivered to United States rail connections	" "	265	315	-	-	-	-
<b>114. Coffee:</b>								
28	Number of railway cars loaded	carloads	-	67	-	-	-	-
29	Loaded onto railway cars in Canada	metric tonnes	-	1 824	-	-	-	-
30	Received from other railways in Canada	" "	-	107	-	-	-	-
	Received from United States rail:							
31	Destined to Canadian points	" "	106	342	-	-	-	-
32	Destined to United States points	" "	-	-	-	-	-	-
33	<b>Total freight traffic carried(1)</b>	" "	<b>106</b>	<b>2 273</b>	-	-	-	-
34	Unloaded from railway cars in Canada	" "	106	2 194	-	-	-	-
35	Delivered to other railways in Canada	" "	-	79	-	-	-	-
36	Delivered to United States rail connections	" "	-	-	-	-	-	-
<b>116. Cocoa and chocolate, tea, spices and vinegar:</b>								
37	Number of railway cars loaded	carloads	72	107	-	-	-	-
38	Loaded onto railway cars in Canada	metric tonnes	4 087	2 078	-	-	-	-
39	Received from other railways in Canada	" "	-	990	-	-	-	-
	Received from United States rail:							
40	Destined to Canadian points	" "	163	-	-	-	-	-
41	Destined to United States points	" "	-	-	-	-	-	-
42	<b>Total freight traffic carried(1)</b>	" "	<b>4 250</b>	<b>3 068</b>	-	-	-	-
43	Unloaded from railway cars in Canada	" "	3 697	3 068	-	-	-	-
44	Delivered to other railways in Canada	" "	-	-	-	-	-	-
45	Delivered to United States rail connections	" "	553	-	-	-	-	-
<b>118. Margarine and similar products:</b>								
46	Number of railway cars loaded	carloads	197	37	-	-	-	-
47	Loaded onto railway cars in Canada	metric tonnes	5 072	1 622	-	-	-	-
48	Received from other railways in Canada	" "	460	-	-	-	-	-
	Received from United States rail:							
49	Destined to Canadian points	" "	-	-	-	-	-	-
50	Destined to United States points	" "	-	24	-	-	-	-
51	<b>Total freight traffic carried(1)</b>	" "	<b>5 532</b>	<b>1 646</b>	-	-	-	-
52	Unloaded from railway cars in Canada	" "	4 140	1 153	-	-	-	-
53	Delivered to other railways in Canada	" "	1 392	306	-	-	-	-
54	Delivered to United States rail connections	" "	-	187	-	-	-	-

See footnote(s) at end of table.



TABLEAU 2. Marchandises payantes transportées par chemin de fer au Canada, 1981

Class II - Classe II				Classes III and IV	Grand total all Railways	Type de marchandise	No
Toronto, Hamilton and Buffalo	Ontario Northland	Quebec North Shore and Labrador	All other Tous autres	Classes III et IV	Total général tous chemins de fer		
						<b>Denrées alimentaires, aliments pour animaux, boissons et tabacs (charge complète):</b>	
						<b>108. Sucre:</b>	
					3,849	wagon	1
					234 441	tonnes métriques	2
					328	" "	3
			2 388		5 222	" "	4
					11 625	" "	5
			<b>2 388</b>		<b>251 616</b>	<b>Total du trafic marchandises transportées(1)</b>	<b>6</b>
			2 200		239 032	" "	7
			187		787	" "	8
					11 798	" "	9
						<b>110. Mélasses et sirops:</b>	
					1,141	wagon	10
					51 760	tonnes métriques	11
161			3 262		6 447	" "	12
						" "	13
			2 114		24 572	" "	13
					40 068	" "	14
161			<b>5 376</b>		<b>122 847</b>	<b>Total du trafic marchandises transportées(1)</b>	<b>15</b>
161			2 636		75 146	" "	16
			2 699		7 546	" "	17
			41		40 156	" "	18
						<b>112. Préparations à base de sucre (y compris les confiseries), n.d.a.:</b>	
			29		629	wagon	19
			339		18 915	tonnes métriques	20
			2 438		2 483	" "	21
						" "	22
					118	" "	22
					265	" "	23
			<b>2 777</b>		<b>21 781</b>	<b>Total du trafic marchandises transportées(1)</b>	<b>24</b>
			2 031		18 279	" "	25
			406		2 583	" "	26
			339		919	" "	27
						<b>114. Café:</b>	
					67	wagon	28
					1 824	tonnes métriques	29
			161		268	" "	30
						" "	31
			1 295		1 743	" "	31
						" "	32
			<b>1 456</b>		<b>3 835</b>	<b>Total du trafic marchandises transportées(1)</b>	<b>33</b>
			1 234		3 534	" "	34
			221		300	" "	35
						" "	36
						<b>115. Cacao et chocolat, thé, épices et vinaigre:</b>	
					179	wagon	37
					6 165	tonnes métriques	38
					990	" "	39
						" "	40
			1 015		1 178	" "	40
						" "	41
			<b>1 015</b>		<b>8 333</b>	<b>Total du trafic marchandises transportées(1)</b>	<b>42</b>
					6 765	" "	43
			1 015		1 015	" "	44
					553	" "	45
						<b>118. Margarine et produits similaires:</b>	
		1			235	wagon	46
		34			6 728	tonnes métriques	47
			1 158		1 618	" "	48
						" "	49
					24	" "	50
		34	<b>1 158</b>		<b>8 370</b>	<b>Total du trafic marchandises transportées(1)</b>	<b>51</b>
					6 485	" "	52
		34	1 158		1 698	" "	53
					187	" "	54

Voir note(s) à la fin du tableau.

TABLE 2. Revenue Freight Carried by Railways Within Canada, 1981

No.	Commodity		Class I - Classe I		Class II - Classe II			
			Canadian National Canadien National	Canadian Pacific Canadien Pacifique	Algoma Central	British Columbia Railway	Canada Southern (Consolidated Rail)	Chesapeake and Ohio
<b>Food, feed, beverages and tobacco (C.L.):</b>								
<b>120. Shortening and lard:</b>								
1	Number of railway cars loaded	carloads	273	133	-	-	-	-
2	Loaded onto railway cars in Canada	metric tonnes	10 161	5 889	-	-	-	-
3	Received from other railways in Canada	" "	249	34	-	-	-	-
Received from United States rail:								
4	Destined to Canadian points	" "	3 587	764	-	-	-	-
5	Destined to United States points	" "	34	219	-	-	-	-
6	<b>Total freight traffic carried(1)</b>	" "	<b>14 031</b>	<b>6 906</b>	-	-	-	-
7	Unloaded from railway cars in Canada	" "	13 880	5 861	-	-	-	-
8	Delivered to other railways in Canada	" "	117	826	-	-	-	-
9	Delivered to United States rail connections	" "	34	219	-	-	-	-
<b>122. Soups and infant and junior foods:</b>								
10	Number of railway cars loaded	carloads	52	648	-	-	-	-
11	Loaded onto railway cars in Canada	metric tonnes	1 792	24 419	-	-	-	-
12	Received from other railways in Canada	" "	127	-	-	-	-	-
Received from United States rail:								
13	Destined to Canadian points	" "	-	-	-	-	-	-
14	Destined to United States points	" "	46	-	-	-	-	182
15	<b>Total freight traffic carried(1)</b>	" "	<b>1 965</b>	<b>24 419</b>	-	-	-	<b>182</b>
16	Unloaded from railway cars in Canada	" "	1 819	19 097	-	-	-	-
17	Delivered to other railways in Canada	" "	100	5 322	-	-	-	-
18	Delivered to United States rail connections	" "	46	-	-	-	-	182
<b>124. Pre-cooked frozen food preparations:</b>								
19	Number of railway cars loaded	carloads	108	571	-	-	-	-
20	Loaded onto railway cars in Canada	metric tonnes	3 577	16 621	-	-	-	-
21	Received from other railways in Canada	" "	643	-	-	-	-	-
Received from United States rail:								
22	Destined to Canadian points	" "	1 015	286	-	-	-	-
23	Destined to United States points	" "	27	816	-	-	-	-
24	<b>Total freight traffic carried(1)</b>	" "	<b>5 262</b>	<b>17 723</b>	-	-	-	-
25	Unloaded from railway cars in Canada	" "	4 592	16 276	-	-	-	-
26	Delivered to other railways in Canada	" "	643	630	-	-	-	-
27	Delivered to United States rail connections	" "	27	816	-	-	-	-
<b>126. Food preparations and materials for food preparations, n.e.s.:</b>								
28	Number of railway cars loaded	carloads	3 875	7 064	-	1 950	8	-
29	Loaded onto railway cars in Canada	metric tonnes	136 980	213 657	-	35 050	246	-
30	Received from other railways in Canada	" "	6 762	3 011	-	421	-	25
Received from United States rail:								
31	Destined to Canadian points	" "	1 276	512	-	-	318	223
32	Destined to United States points	" "	5 290	1 233	-	-	-	1 905
33	<b>Total freight traffic carried(1)</b>	" "	<b>150 308</b>	<b>218 413</b>	-	<b>35 471</b>	<b>564</b>	<b>2 153</b>
34	Unloaded from railway cars in Canada	" "	117 868	170 056	-	35 471	47	249
35	Delivered to other railways in Canada	" "	22 358	46 715	-	-	517	-
36	Delivered to United States rail connections	" "	10 082	1 641	-	-	-	1 905
<b>128. Hay, forage and straw:</b>								
37	Number of railway cars loaded	carloads	166	80	1	1	-	-
38	Loaded onto railway cars in Canada	metric tonnes	3 628	1 134	10	18	-	-
39	Received from other railways in Canada	" "	-	-	-	-	79	-
Received from United States rail:								
40	Destined to Canadian points	" "	18	-	-	-	-	-
41	Destined to United States points	" "	-	-	-	-	-	64
42	<b>Total freight traffic carried(1)</b>	" "	<b>3 646</b>	<b>1 134</b>	<b>10</b>	<b>18</b>	<b>79</b>	<b>64</b>
43	Unloaded from railway cars in Canada	" "	3 646	1 134	10	18	-	-
44	Delivered to other railways in Canada	" "	-	-	-	-	-	-
45	Delivered to United States rail connections	" "	-	-	-	-	79	64
<b>130. Wheat bran, shorts and middlings:</b>								
46	Number of railway cars loaded	carloads	3 820	2 309	-	-	-	98
47	Loaded onto railway cars in Canada	metric tonnes	165 270	97 818	-	-	-	2 685
48	Received from other railways in Canada	" "	1 271	12 843	-	-	159	-
Received from United States rail:								
49	Destined to Canadian points	" "	11 343	-	-	-	1 919	-
50	Destined to United States points	" "	5 090	7 964	-	-	-	679
51	<b>Total freight traffic carried(1)</b>	" "	<b>182 974</b>	<b>118 625</b>	-	-	<b>2 078</b>	<b>3 364</b>
52	Unloaded from railway cars in Canada	" "	153 867	73 284	-	-	-	-
53	Delivered to other railways in Canada	" "	6 814	9 339	-	-	1 919	2 685
54	Delivered to United States rail connections	" "	22 293	36 002	-	-	159	679

See footnote(s) at end of table

TABLEAU 2. Marchandises payantes transportées par chemin de fer au Canada, 1981

Class II - Classe II				Classes III and IV	Grand total all Railways	Type de marchandise	No	
Toronto, Hamilton and Buffalo	Ontario Northland	Quebec North Shore and Labrador	All other Tous autres					Classes III et IV
						<b>Denrées alimentaires, aliments pour animaux, boissons et tabacs (charge complète):</b>		
						<b>120. Graisse préparée et saindoux:</b>		
-	-	-	-	-	406	wagon	Nombre de wagons chargés	1
-	-	-	-	-	16 050	tonnes métriques	Chargées sur wagons au Canada	2
-	-	-	845	-	1 128	" "	En provenance d'autres chemins de fer au Canada	3
-	-	-	69	-	4 420	" "	En provenance des Etats-Unis:	4
-	-	-	-	-	253	" "	A destination du Canada	5
-	-	-	914	-	21 851	" "	A destination des Etats-Unis	6
-	-	-	-	-	-	" "	<b>Total du trafic marchandises transportées(1)</b>	7
-	-	-	845	-	20 586	" "	Déchargées du wagon au Canada	8
-	-	-	69	-	1 012	" "	Remises aux autres chemins de fer au Canada	9
-	-	-	-	-	253	" "	Remises au réseau des Etats-Unis	
						<b>122. Soupes et aliments pour bébés et jeunes enfants:</b>		
-	-	-	7	-	707	wagon	Nombre de wagons chargés	10
-	-	-	203	-	26 414	tonnes métriques	Chargées sur wagons au Canada	11
-	-	-	5 780	-	5 907	" "	En provenance d'autres chemins de fer au Canada	12
-	-	-	-	-	-	" "	En provenance des Etats-Unis:	13
-	-	-	-	-	-	" "	A destination du Canada	14
-	-	-	-	-	228	" "	A destination des Etats-Unis	15
-	-	-	5 983	-	32 549	" "	<b>Total du trafic marchandises transportées(1)</b>	16
-	-	-	5 435	-	26 351	" "	Déchargées du wagon au Canada	17
-	-	-	345	-	5 767	" "	Remises aux autres chemins de fer au Canada	18
-	-	-	203	-	431	" "	Remises au réseau des Etats-Unis	
						<b>124. Préparations alimentaires congelées précuites:</b>		
-	-	-	-	-	679	wagon	Nombre de wagons chargés	19
-	-	-	-	-	20 198	tonnes métriques	Chargées sur wagons au Canada	20
-	-	-	1 100	-	1 743	" "	En provenance d'autres chemins de fer au Canada	21
-	-	-	-	-	-	" "	En provenance des Etats-Unis:	22
-	-	-	41	-	1 342	" "	A destination du Canada	23
-	-	-	-	-	843	" "	A destination des Etats-Unis	24
-	-	-	1 141	-	24 126	" "	<b>Total du trafic marchandises transportées(1)</b>	25
-	-	-	899	-	21 767	" "	Déchargées du wagon au Canada	26
-	-	-	41	-	1 314	" "	Remises aux autres chemins de fer au Canada	27
-	-	-	201	-	1 044	" "	Remises au réseau des Etats-Unis	
						<b>126. Préparations alimentaires et ingrédients pour préparations alimentaires, n.d.a.:</b>		
3	12	694	319	-	13 925	wagon	Nombre de wagons chargés	28
73	283	16 449	10 965	-	413 703	tonnes métriques	Chargées sur wagons au Canada	29
317	35	-	77 930	-	88 501	" "	En provenance d'autres chemins de fer au Canada	30
-	-	-	7 153	-	9 482	" "	En provenance des Etats-Unis:	31
-	-	-	-	-	8 428	" "	A destination du Canada	32
-	-	-	-	-	-	" "	A destination des Etats-Unis	33
390	318	16 449	96 048	-	520 114	" "	<b>Total du trafic marchandises transportées(1)</b>	34
38	318	16 287	65 039	-	405 373	" "	Déchargées du wagon au Canada	35
352	-	162	30 803	-	100 907	" "	Remises aux autres chemins de fer au Canada	36
-	-	-	207	-	13 835	" "	Remises au réseau des Etats-Unis	
						<b>128. Foin, fourrage et paille:</b>		
-	-	-	-	-	248	wagon	Nombre de wagons chargés	37
-	-	-	-	-	4 790	tonnes métriques	Chargées sur wagons au Canada	38
79	-	-	-	-	158	" "	En provenance d'autres chemins de fer au Canada	39
-	-	-	-	-	18	" "	En provenance des Etats-Unis:	40
-	-	-	-	-	64	" "	A destination du Canada	41
-	-	-	-	-	-	" "	A destination des Etats-Unis	42
79	-	-	-	-	5 030	" "	<b>Total du trafic marchandises transportées(1)</b>	43
-	-	-	-	-	4 808	" "	Déchargées du wagon au Canada	44
79	-	-	-	-	79	" "	Remises aux autres chemins de fer au Canada	45
-	-	-	-	-	143	" "	Remises au réseau des Etats-Unis	
						<b>130. Son d'orge, remoulages:</b>		
303	-	-	-	-	6 530	wagon	Nombre de wagons chargés	46
10 130	-	-	-	-	275 903	tonnes métriques	Chargées sur wagons au Canada	47
64	-	-	13 280	-	27 617	" "	En provenance d'autres chemins de fer au Canada	48
-	-	-	-	-	-	" "	En provenance des Etats-Unis:	49
-	-	-	950	-	13 262	" "	A destination du Canada	50
-	-	-	-	-	14 683	" "	A destination des Etats-Unis	51
10 194	-	-	14 230	-	331 465	" "	<b>Total du trafic marchandises transportées(1)</b>	52
-	-	-	13 220	-	240 371	" "	Déchargées du wagon au Canada	53
10 193	-	-	1 010	-	31 960	" "	Remises aux autres chemins de fer au Canada	54
-	-	-	-	-	59 133	" "	Remises au réseau des Etats-Unis	

Voir note(s) à la fin du tableau.

TABLE 2. Revenue Freight Carried by Railways Within Canada, 1981

Commodity		Class I - Classe I		Class II - Classe II			
		Canadian National Canadien National	Canadian Pacific Canadien Pacifique	Algoma Central	British Columbia Railway	Canada Southern (Consolidated Rail)	Chesapeake and Ohio
<b>Food, feed, beverages and tobacco (C.L.):</b>							
<b>132. Ground cereals and by-products, n.e.s.:</b>							
1	Number of railway cars loaded	carloads	6,312	3,523	-	-	53
2	Loaded onto railway cars in Canada	metric tonnes	366 458	185 942	-	-	2 811
3	Received from other railways in Canada	" "	7 342	40 431	-	169	-
	Received from United States rail:						
4	Destined to Canadian points	" "	32 890	3 141	-	-	221
5	Destined to United States points	" "	12 339	4 263	-	-	1 749
6	<b>Total freight traffic carried(1)</b>	" "	<b>419 029</b>	<b>233 777</b>	-	-	<b>4 781</b>
7	Unloaded from railway cars in Canada	" "	318 777	216 257	-	-	221
8	Delivered to other railways in Canada	" "	82 658	9 914	-	-	2 811
9	Delivered to United States rail connections	" "	17 594	7 607	-	169	1 749
<b>134. Soyabean oil meal:</b>							
10	Number of railway cars loaded	carloads	1,263	1,216	-	-	-
11	Loaded onto railway cars in Canada	metric tonnes	75 192	79 760	-	-	-
12	Received from other railways in Canada	" "	2 961	7 701	-	-	-
	Received from United States rail:						
13	Destined to Canadian points	" "	86 882	26 322	-	-	2 414
14	Destined to United States points	" "	3 492	35 974	-	-	727
15	<b>Total freight traffic carried(1)</b>	" "	<b>168 527</b>	<b>149 757</b>	-	-	<b>2 414</b>
16	Unloaded from railway cars in Canada	" "	155 505	100 894	-	-	-
17	Delivered to other railways in Canada	" "	9 400	12 858	-	-	2 414
18	Delivered to United States rail connections	" "	3 621	36 003	-	-	727
<b>136. Oil seed meals (including cake), n.e.s.:</b>							
19	Number of railway cars loaded	carloads	5,001	3,813	-	-	-
20	Loaded onto railway cars in Canada	metric tonnes	289 900	199 422	-	-	-
21	Received from other railways in Canada	" "	51 217	21 703	-	-	3 156
	Received from United States rail:						
22	Destined to Canadian points	" "	1 202	37	-	-	-
23	Destined to United States points	" "	241	45	-	-	1 107
24	<b>Total freight traffic carried(1)</b>	" "	<b>342 560</b>	<b>221 207</b>	-	-	<b>358</b>
25	Unloaded from railway cars in Canada	" "	302 384	156 970	-	-	358
26	Delivered to other railways in Canada	" "	39 589	58 107	-	-	-
27	Delivered to United States rail connections	" "	588	6 130	-	-	197
<b>138. Feeds of vegetable origin, n.e.s.:</b>							
28	Number of railway cars loaded	carloads	2,975	1,298	-	-	1
29	Loaded onto railway cars in Canada	metric tonnes	170 282	68 188	-	-	50
30	Received from other railways in Canada	" "	685	6 777	-	-	465
	Received from United States rail:						
31	Destined to Canadian points	" "	29 556	2 674	-	-	594
32	Destined to United States points	" "	17 586	29 592	-	-	12 233
33	<b>Total freight traffic carried(1)</b>	" "	<b>218 109</b>	<b>107 231</b>	-	-	<b>1 109</b>
34	Unloaded from railway cars in Canada	" "	175 587	66 617	-	-	97
35	Delivered to other railways in Canada	" "	5 203	3 228	-	-	497
36	Delivered to United States rail connections	" "	37 320	37 386	-	-	515
<b>140. Feeds of animal origin:</b>							
37	Number of railway cars loaded	carloads	474	579	-	-	-
38	Loaded onto railway cars in Canada	metric tonnes	19 700	18 224	-	-	-
39	Received from other railways in Canada	" "	1 207	1 401	-	62	130
	Received from United States rail:						
40	Destined to Canadian points	" "	100	406	-	-	38
41	Destined to United States points	" "	171	236	-	-	-
42	<b>Total freight traffic carried(1)</b>	" "	<b>21 178</b>	<b>20 269</b>	-	<b>62</b>	<b>168</b>
43	Unloaded from railway cars in Canada	" "	14 402	12 261	-	62	38
44	Delivered to other railways in Canada	" "	1 157	6 771	-	-	-
45	Delivered to United States rail connections	" "	5 618	1 236	-	-	130
<b>142. Primary or concentrated feeds:</b>							
46	Number of railway cars loaded	carloads	3	1	-	-	-
47	Loaded onto railway cars in Canada	metric tonnes	141	90	-	-	-
48	Received from other railways in Canada	" "	-	-	-	-	-
	Received from United States rail:						
49	Destined to Canadian points	" "	706	86	-	-	-
50	Destined to United States points	" "	259	240	-	-	-
51	<b>Total freight traffic carried(1)</b>	" "	<b>1 106</b>	<b>416</b>	-	-	-
52	Unloaded from railway cars in Canada	" "	846	176	-	-	-
53	Delivered to other railways in Canada	" "	-	-	-	-	-
54	Delivered to United States rail connections	" "	259	240	-	-	-

See footnote(s) at end of table.

TABLEAU 2. Marchandises payantes transportées par chemin de fer au Canada, 1981

Class II - Classe II				Classes III and IV  Classes III et IV	Grand total all Railways  Total général tous chemins de fer	Type de marchandise	No	
Toronto, Hamilton and Buffalo	Ontario Northland	Quebec North Shore and Labrador	All other Tous autres					
						<b>Dérees alimentaires, aliments pour animaux, boissons et tabacs (charge complète):</b>		
						<b>132. Céréales moulues et dérivées, n.d.a.:</b>		
-	-	-	33	-	9,921	wagon	Nombre de wagons chargés	1
-	-	-	1 615	-	556 826	tonnes métriques	Chargées sur wagons au Canada	2
229	-	-	38 399	-	86 570	" "	En provenance d'autres chemins de fer au Canada	3
-	-	-	1 811	-	38 250	" "	En provenance des Etats-Unis:	4
-	-	-	-	-	18 351	" "	A destination du Canada	5
-	-	-	-	-	-	" "	A destination des Etats-Unis	6
229	-	-	41 825	-	699 997	" "	<b>Total du trafic marchandises transportées(1)</b>	7
109	-	-	38 233	-	573 597	" "	Déchargées du wagon au Canada	8
120	-	-	2 656	-	98 346	" "	Remises aux autres chemins de fer au Canada	9
-	-	-	936	-	28 055	" "	Remises au réseau des Etats-Unis	10
						<b>134. Tourteau de soja:</b>		
-	-	-	20	-	2,499	wagon	Nombre de wagons chargés	11
-	-	-	1 674	-	156 626	tonnes métriques	Chargées sur wagons au Canada	12
-	-	-	17 174	-	27 836	" "	En provenance d'autres chemins de fer au Canada	13
-	-	-	15 095	-	130 713	" "	En provenance des Etats-Unis:	14
-	-	-	-	-	40 193	" "	A destination du Canada	15
-	-	-	-	-	-	" "	A destination des Etats-Unis	16
-	-	-	33 943	-	355 368	" "	<b>Total du trafic marchandises transportées(1)</b>	17
-	-	-	32 145	-	288 544	" "	Déchargées du wagon au Canada	18
-	-	-	1 798	-	26 470	" "	Remises aux autres chemins de fer au Canada	19
-	-	-	-	-	40 351	" "	Remises au réseau des Etats-Unis	20
						<b>136. Farines de graines oléagineuses (y compris les tourteaux), n.d.a.:</b>		
-	-	2	8	-	8,824	wagon	Nombre de wagons chargés	21
-	-	38	490	-	489 850	tonnes métriques	Chargées sur wagons au Canada	22
1 554	-	-	30 378	-	105 210	" "	En provenance d'autres chemins de fer au Canada	23
-	-	-	47	-	1 286	" "	En provenance des Etats-Unis:	24
-	-	-	-	-	483	" "	A destination du Canada	25
-	-	-	-	-	-	" "	A destination des Etats-Unis	26
1 554	-	38	30 915	-	596 829	" "	<b>Total du trafic marchandises transportées(1)</b>	27
490	-	38	30 869	-	492 109	" "	Déchargées du wagon au Canada	28
64	-	-	-	-	97 760	" "	Remises aux autres chemins de fer au Canada	29
-	-	-	46	-	6 961	" "	Remises au réseau des Etats-Unis	30
						<b>138. Aliments d'origine végétale pour animaux, n.d.a.:</b>		
-	-	6	6	-	4,286	wagon	Nombre de wagons chargés	31
-	-	114	189	-	238 823	tonnes métriques	Chargées sur wagons au Canada	32
466	-	-	2 555	-	10 948	" "	En provenance d'autres chemins de fer au Canada	33
-	-	-	25 263	-	64 722	" "	En provenance des Etats-Unis:	34
-	-	-	1 063	-	60 474	" "	A destination du Canada	35
-	-	-	-	-	-	" "	A destination des Etats-Unis	36
466	-	114	29 070	-	374 967	" "	<b>Total du trafic marchandises transportées(1)</b>	37
-	-	114	25 309	-	273 931	" "	Déchargées du wagon au Canada	38
466	-	-	3 172	-	12 994	" "	Remises aux autres chemins de fer au Canada	39
-	-	-	590	-	88 044	" "	Remises au réseau des Etats-Unis	40
						<b>140. Aliments d'origine animale pour animaux:</b>		
-	-	-	44	-	1,097	wagon	Nombre de wagons chargés	41
-	-	-	2 266	-	40 190	tonnes métriques	Chargées sur wagons au Canada	42
-	-	-	7 802	-	10 602	" "	En provenance d'autres chemins de fer au Canada	43
-	-	-	272	-	818	" "	En provenance des Etats-Unis:	44
-	-	-	-	-	407	" "	A destination du Canada	45
-	-	-	-	-	-	" "	A destination des Etats-Unis	46
-	-	-	10 340	-	52 017	" "	<b>Total du trafic marchandises transportées(1)</b>	47
-	-	-	7 420	-	34 183	" "	Déchargées du wagon au Canada	48
-	-	-	560	-	8 488	" "	Remises aux autres chemins de fer au Canada	49
-	-	-	2 359	-	9 343	" "	Remises au réseau des Etats-Unis	50
						<b>142. Aliments concentrés pour animaux:</b>		
-	-	-	1	-	5	wagon	Nombre de wagons chargés	51
-	-	-	23	-	254	tonnes métriques	Chargées sur wagons au Canada	52
-	-	-	-	-	-	" "	En provenance d'autres chemins de fer au Canada	53
-	-	-	-	-	792	" "	En provenance des Etats-Unis:	54
-	-	-	-	-	499	" "	A destination du Canada	55
-	-	-	-	-	-	" "	A destination des Etats-Unis	56
-	-	-	23	-	1 545	" "	<b>Total du trafic marchandises transportées(1)</b>	57
-	-	-	-	-	1 022	" "	Déchargées du wagon au Canada	58
-	-	-	23	-	23	" "	Remises aux autres chemins de fer au Canada	59
-	-	-	-	-	499	" "	Remises au réseau des Etats-Unis	60

Voir note(s) à la fin du tableau.



TABLE 2. Revenue Freight Carried by Railways Within Canada, 1981

Commodity		Class I - Classe I		Class II - Classe II					
		Canadian National Canadien National	Canadian Pacific Canadien Pacifique	Algoma Central	British Columbia Railway	Canada Southern (Consolidated Rail)	Chesapeake and Ohio		
<b>Food, feed, beverages and tobacco (C.L.):</b>									
<b>144. Secondary or complete animal feeds, n.e.s.:</b>									
1	Number of railway cars loaded		carloads	1,641	716	-	-	-	2
2	Loaded onto railway cars in Canada		metric tonnes	55 783	25 945	-	-	-	129
3	Received from other railways in Canada		" "	765	6 402	-	30	-	-
	Received from United States rail:								
4	Destined to Canadian points		" "	7 821	9 568	-	-	37	-
5	Destined to United States points		" "	6 079	115 296	-	-	-	194
6	<b>Total freight traffic carried(1)</b>		" "	<b>70 448</b>	<b>157 211</b>	-	<b>30</b>	<b>37</b>	<b>323</b>
7	Unloaded from railway cars in Canada		" "	47 781	32 598	-	30	-	-
8	Delivered to other railways in Canada		" "	12 965	13 880	-	-	37	129
9	Delivered to United States rail connections		" "	9 702	110 734	-	-	-	194
<b>146. Non-alcoholic beverages:</b>									
10	Number of railway cars loaded		carloads	25	1	-	18	-	-
11	Loaded onto railway cars in Canada		metric tonnes	853	21	-	351	-	-
12	Received from other railways in Canada		" "	-	-	-	-	-	-
	Received from United States rail:								
13	Destined to Canadian points		" "	136	2 948	-	-	-	-
14	Destined to United States points		" "	-	-	-	-	-	-
15	<b>Total freight traffic carried(1)</b>		" "	<b>989</b>	<b>2 969</b>	-	<b>351</b>	-	-
16	Unloaded from railway cars in Canada		" "	989	2 969	-	351	-	-
17	Delivered to other railways in Canada		" "	-	-	-	-	-	-
18	Delivered to United States rail connections		" "	-	-	-	-	-	-
<b>148. Ale, beer, stout and porter:</b>									
19	Number of railway cars loaded		carloads	119	61	-	1,948	-	-
20	Loaded onto railway cars in Canada		metric tonnes	3 746	1 835	-	37 931	-	-
21	Received from other railways in Canada		" "	483	83	-	-	-	-
	Received from United States rail:								
22	Destined to Canadian points		" "	23 388	3 740	-	-	45	47
23	Destined to United States points		" "	1 444	1 310	-	-	-	20 559
24	<b>Total freight traffic carried(1)</b>		" "	<b>29 061</b>	<b>5 968</b>	-	<b>37 931</b>	<b>45</b>	<b>20 606</b>
25	Unloaded from railway cars in Canada		" "	26 560	4 084	-	37 931	-	-
26	Delivered to other railways in Canada		" "	-	-	-	-	45	47
27	Delivered to United States rail connections		" "	2 501	2 884	-	-	-	20 559
<b>150. Wines and fermented alcoholic beverages, n.e.s.:</b>									
28	Number of railway cars loaded		carloads	15	185	-	-	-	-
29	Loaded onto railway cars in Canada		metric tonnes	520	3 433	-	-	-	-
30	Received from other railways in Canada		" "	-	91	-	-	-	-
	Received from United States rail:								
31	Destined to Canadian points		" "	4 117	2 202	-	-	18	-
32	Destined to United States points		" "	12 047	9 499	-	-	-	-
33	<b>Total freight traffic carried(1)</b>		" "	<b>16 684</b>	<b>15 225</b>	-	-	<b>18</b>	-
34	Unloaded from railway cars in Canada		" "	4 837	4 418	-	-	18	-
35	Delivered to other railways in Canada		" "	-	-	-	-	-	-
36	Delivered to United States rail connections		" "	12 047	10 806	-	-	-	-
<b>152. Distilled alcoholic beverages:</b>									
37	Number of railway cars loaded		carloads	181	667	-	-	23	43
38	Loaded onto railway cars in Canada		metric tonnes	8 406	34 516	-	-	869	1 849
39	Received from other railways in Canada		" "	-	1 412	-	-	7 259	-
	Received from United States rail:								
40	Destined to Canadian points		" "	234	-	-	-	-	-
41	Destined to United States points		" "	81	1 552	-	-	-	313
42	<b>Total freight traffic carried(1)</b>		" "	<b>8 721</b>	<b>37 480</b>	-	-	<b>8 128</b>	<b>2 162</b>
43	Unloaded from railway cars in Canada		" "	2 991	13 922	-	-	5 646	-
44	Delivered to other railways in Canada		" "	1 579	1 745	-	-	-	237
45	Delivered to United States rail connections		" "	4 151	21 813	-	-	2 482	1 925
<b>154. Cigarettes:</b>									
46	Number of railway cars loaded		carloads	-	156	-	-	-	-
47	Loaded onto railway cars in Canada		metric tonnes	-	2 888	-	-	-	-
48	Received from other railways in Canada		" "	-	-	-	-	-	-
	Received from United States rail:								
49	Destined to Canadian points		" "	-	-	-	-	-	-
50	Destined to United States points		" "	-	-	-	-	-	-
51	<b>Total freight traffic carried(1)</b>		" "	-	<b>2 888</b>	-	-	-	-
52	Unloaded from railway cars in Canada		" "	-	2 888	-	-	-	-
53	Delivered to other railways in Canada		" "	-	-	-	-	-	-
54	Delivered to United States rail connections		" "	-	-	-	-	-	-

See footnote(s) at end of table

TABLEAU 2. Marchandises payantes transportées par chemin de fer au Canada, 1981

Class II - Classe II				Classes III and IV	Grand total all Railways	Type de marchandise	No	
Toronto, Hamilton and Buffalo	Ontario Northland	Quebec North Shore and Labrador	All other Tous autres					Classes III et IV
<p><b>Denrées alimentaires, aliments pour animaux, boissons et tabacs (charge complète):</b>  <b>144. Aliments complets pour animaux, n.d.a.:</b></p>								
-	-	-	8	-	2,367	wagon	Nombre de wagons chargés	1
-	-	-	155	-	82 012	tonnes métriques	Chargées sur wagons au Canada	2
-	-	-	32 112	-	39 309	" "	En provenance d'autres chemins de fer au Canada	3
-	-	-	6 432	-	23 858	" "	En provenance des Etats-Unis:	4
-	-	-	56	-	121 625	" "	A destination du Canada	5
-	-	-	38 755	-	266 804	" "	A destination des Etats-Unis	6
-	-	-	-	-	-	" "	<b>Total du trafic marchandises transportées(1)</b>	6
-	-	-	28 763	-	109 172	" "	Déchargées du wagon au Canada	7
-	-	-	4 288	-	31 299	" "	Remises aux autres chemins de fer au Canada	8
-	-	-	5 704	-	126 334	" "	Remises au réseau des Etats-Unis	9
<p><b>146. Boissons non alcooliques:</b></p>								
-	14	61	-	-	119	wagon	Nombre de wagons chargés	10
-	231	1 939	-	-	3 395	tonnes métriques	Chargées sur wagons au Canada	11
-	-	-	388	-	388	" "	En provenance d'autres chemins de fer au Canada	12
-	-	-	-	-	-	" "	En provenance des Etats-Unis:	13
-	-	-	112	-	3 196	" "	A destination du Canada	13
-	-	-	-	-	-	" "	A destination des Etats-Unis	14
-	231	1 939	500	-	6 979	" "	<b>Total du trafic marchandises transportées(1)</b>	15
-	-	-	-	-	-	" "	Déchargées du wagon au Canada	16
-	231	1 574	388	-	6 502	" "	Remises aux autres chemins de fer au Canada	17
-	-	365	112	-	477	" "	Remises au réseau des Etats-Unis	18
<p><b>148. Ale, bière, stout et porter:</b></p>								
-	37	115	-	-	2,280	wagon	Nombre de wagons chargés	19
-	600	3 827	-	-	47 939	tonnes métriques	Chargées sur wagons au Canada	20
-	-	-	227	-	793	" "	En provenance d'autres chemins de fer au Canada	21
-	-	-	-	-	-	" "	En provenance des Etats-Unis:	22
-	-	-	1 950	-	29 170	" "	A destination du Canada	22
-	-	-	-	-	23 313	" "	A destination des Etats-Unis	23
-	600	3 827	2 177	-	101 215	" "	<b>Total du trafic marchandises transportées(1)</b>	24
-	-	-	-	-	-	" "	Déchargées du wagon au Canada	25
-	600	3 668	770	-	73 613	" "	Remises aux autres chemins de fer au Canada	26
-	-	159	1 407	-	1 658	" "	Remises au réseau des Etats-Unis	27
-	-	-	-	-	25 944	" "		
<p><b>150. Vins et boissons alcooliques fermentées, n.d.a.:</b></p>								
-	-	-	-	-	200	wagon	Nombre de wagons chargés	28
-	-	-	-	-	3 953	tonnes métriques	Chargées sur wagons au Canada	29
-	-	-	-	-	91	" "	En provenance d'autres chemins de fer au Canada	30
-	-	-	-	-	-	" "	En provenance des Etats-Unis:	31
-	-	-	1 195	-	7 532	" "	A destination du Canada	31
-	-	-	-	-	21 546	" "	A destination des Etats-Unis	32
-	-	-	1 195	-	33 122	" "	<b>Total du trafic marchandises transportées(1)</b>	33
-	-	-	-	-	-	" "	Déchargées du wagon au Canada	34
-	-	-	956	-	10 029	" "	Remises aux autres chemins de fer au Canada	35
-	-	-	239	-	239	" "	Remises au réseau des Etats-Unis	36
-	-	-	-	-	22 853	" "		
<p><b>152. Boissons alcooliques distillées:</b></p>								
-	-	8	105	-	1,027	wagon	Nombre de wagons chargés	37
-	-	131	5 869	-	51 640	tonnes métriques	Chargées sur wagons au Canada	38
1 530	142	-	1 889	-	12 232	" "	En provenance d'autres chemins de fer au Canada	39
-	-	-	-	-	-	" "	En provenance des Etats-Unis:	40
-	-	-	766	-	1 000	" "	A destination du Canada	40
-	-	-	112	-	2 058	" "	A destination des Etats-Unis	41
1 530	142	131	8 636	-	66 930	" "	<b>Total du trafic marchandises transportées(1)</b>	42
-	-	-	-	-	-	" "	Déchargées du wagon au Canada	43
-	142	131	1 828	-	24 660	" "	Remises aux autres chemins de fer au Canada	44
1 530	-	-	1 538	-	6 629	" "	Remises au réseau des Etats-Unis	44
-	-	-	5 271	-	35 642	" "		45
<p><b>154. Cigarettes:</b></p>								
-	-	-	-	-	156	wagon	Nombre de wagons chargés	46
-	-	-	-	-	2 888	tonnes métriques	Chargées sur wagons au Canada	47
-	-	-	-	-	-	" "	En provenance d'autres chemins de fer au Canada	48
-	-	-	-	-	-	" "	En provenance des Etats-Unis:	49
-	-	-	-	-	-	" "	A destination du Canada	49
-	-	-	-	-	-	" "	A destination des Etats-Unis	50
-	-	-	-	-	2 888	" "	<b>Total du trafic marchandises transportées(1)</b>	51
-	-	-	-	-	-	" "	Déchargées du wagon au Canada	52
-	-	-	-	-	2 888	" "	Remises aux autres chemins de fer au Canada	53
-	-	-	-	-	-	" "	Remises au réseau des Etats-Unis	54

Voir note(s) à la fin du tableau.

TABLE 2. Revenue Freight Carried by Railways Within Canada, 1981

No.	Commodity		Class I - Classe I		Class II - Classe II			
			Canadian National Canadien National	Canadian Pacific Canadien Pacifique	Algoma Central	British Columbia Railway	Canada Southern (Consolidated Rail)	Chesapeake and Ohio
<b>Food, feed, beverages and tobacco (C.L.):</b>								
<b>156. Tobacco, unmanufactured:</b>								
1	Number of railway cars loaded	carloads	13	-	-	-	-	-
2	Loaded onto railway cars in Canada	metric tonnes	416	-	-	-	-	-
3	Received from other railways in Canada	" "	-	-	-	-	-	-
	Received from United States rail:							
4	Destined to Canadian points	" "	-	-	-	-	-	-
5	Destined to United States points	" "	-	-	-	-	-	-
6	<b>Total freight traffic carried(1)</b>	" "	<b>416</b>	-	-	-	-	-
7	Unloaded from railway cars in Canada	" "	-	-	-	-	-	-
8	Delivered to other railways in Canada	" "	-	-	-	-	-	-
9	Delivered to United States rail connections	" "	416	-	-	-	-	-
<b>158. Tobacco, manufactured, n.e.s.:</b>								
10	Number of railway cars loaded	carloads	-	-	-	-	-	-
11	Loaded onto railway cars in Canada	metric tonnes	-	-	-	-	-	-
12	Received from other railways in Canada	" "	-	-	-	-	-	-
	Received from United States rail:							
13	Destined to Canadian points	" "	-	-	-	-	-	-
14	Destined to United States points	" "	-	-	-	-	-	-
15	<b>Total freight traffic carried(1)</b>	" "	-	-	-	-	-	-
16	Unloaded from railway cars in Canada	" "	-	-	-	-	-	-
17	Delivered to other railways in Canada	" "	-	-	-	-	-	-
18	Delivered to United States rail connections	" "	-	-	-	-	-	-
<b>992. Total:</b>								
19	Number of railway cars loaded	carloads	258 930	251 962	1	7 215	4 474	2 825
20	Loaded onto railway cars in Canada	metric tonnes	15 311 698	16 625 246	10	275 420	152 734	188 367
21	Received from other railways in Canada	" "	796 239	413 686	391	1 175	13 698	741
	Received from United States rail:							
22	Destined to Canadian points	" "	1 200 074	481 402	-	-	9 906	42 053
23	Destined to United States points	" "	373 928	342 667	-	-	-	257 025
24	<b>Total freight traffic carried(1)</b>	" "	<b>17 681 939</b>	<b>17 863 001</b>	<b>401</b>	<b>276 595</b>	<b>176 338</b>	<b>488 186</b>
25	Unloaded from railway cars in Canada	" "	16 019 348	16 648 724	400	221 451	6 778	62 770
26	Delivered to other railways in Canada	" "	1 025 798	515 209	1	55 144	158 581	166 324
27	Delivered to United States rail connections	" "	636 793	699 067	-	-	10 978	259 093
<b>Section III:</b>								
<b>Crude materials, inedible (C.L.):</b>								
<b>160. Raw hides and skins including fur skins:</b>								
28	Number of railway cars loaded	carloads	1	100	-	-	-	-
29	Loaded onto railway cars in Canada	metric tonnes	45	3 619	-	-	-	-
30	Received from other railways in Canada	" "	-	-	-	-	-	-
	Received from United States rail:							
31	Destined to Canadian points	" "	9 046	-	-	-	-	-
32	Destined to United States points	" "	558	1 217	-	-	-	370
33	<b>Total freight traffic carried(1)</b>	" "	<b>9 649</b>	<b>4 836</b>	-	-	-	<b>370</b>
34	Unloaded from railway cars in Canada	" "	9 092	1 708	-	-	-	-
35	Delivered to other railways in Canada	" "	-	-	-	-	-	-
36	Delivered to United States rail connections	" "	558	3 127	-	-	-	370
<b>162. Primary tankage:</b>								
37	Number of railway cars loaded	carloads	37	296	-	-	-	-
38	Loaded onto railway cars in Canada	metric tonnes	1 504	16 406	-	-	-	-
39	Received from other railways in Canada	" "	27	590	-	-	-	-
	Received from United States rail:							
40	Destined to Canadian points	" "	3 172	1 040	-	-	27	-
41	Destined to United States points	" "	833	133	-	-	-	2 348
42	<b>Total freight traffic carried(1)</b>	" "	<b>5 536</b>	<b>18 169</b>	-	-	<b>27</b>	<b>2 348</b>
43	Unloaded from railway cars in Canada	" "	4 257	10 944	-	-	-	-
44	Delivered to other railways in Canada	" "	435	1 743	-	-	27	-
45	Delivered to United States rail connections	" "	845	5 482	-	-	-	2 348
<b>164. Crude animal products, inedible, n.e.s. (excluding fibres):</b>								
46	Number of railway cars loaded	carloads	28	4	-	-	-	-
47	Loaded onto railway cars in Canada	metric tonnes	1 183	49	-	-	-	-
48	Received from other railways in Canada	" "	-	61	-	-	-	-
	Received from United States rail:							
49	Destined to Canadian points	" "	524	650	-	-	-	-
50	Destined to United States points	" "	-	-	-	-	-	-
51	<b>Total freight traffic carried(1)</b>	" "	<b>1 707</b>	<b>760</b>	-	-	-	-
52	Unloaded from railway cars in Canada	" "	1 626	542	-	-	-	-
53	Delivered to other railways in Canada	" "	82	156	-	-	-	-
54	Delivered to United States rail connections	" "	-	61	-	-	-	-

See footnote(s) at end of table

TABLEAU 2. Marchandises payantes transportées par chemin de fer au Canada, 1981

Class II - Classe II				Classes III and IV	Grand total all Railways	Type de marchandise	No
Toronto, Hamilton and Buffalo	Ontario Northland	Quebec North Shore and Labrador	All other Tous autres				
						<b>Denrées alimentaires, aliments pour animaux, boissons et tabacs (charge complète):</b>	
						<b>156. Tabacs bruts:</b>	
			40	-	53	wagon	1
			1 284	-	1 700	tonnes métriques	2
						Chargées sur wagons au Canada	3
						En provenance d'autres chemins de fer au Canada	4
			360	-	360	En provenance des Etats-Unis:	5
						A destination du Canada	6
						A destination des Etats-Unis	7
			1 644	-	2 060	<b>Total du trafic marchandises transportées(1)</b>	8
						Dechargées du wagon au Canada	9
			360	-	360	Remises aux autres chemins de fer au Canada	10
			1 284	-	1 700	Remises au réseau des Etats-Unis	11
						<b>158. Tabacs fabriqués, n.d.a.:</b>	
						wagon	12
						tonnes métriques	13
						Chargées sur wagons au Canada	14
						En provenance d'autres chemins de fer au Canada	15
						En provenance des Etats-Unis:	16
						A destination du Canada	17
						A destination des Etats-Unis	18
						<b>Total du trafic marchandises transportées(1)</b>	19
						Dechargées du wagon au Canada	20
						Remises aux autres chemins de fer au Canada	21
						Remises au réseau des Etats-Unis	22
						<b>992. Total:</b>	
1 081	64	895	940	-	528 387	wagon	23
38 404	1 204	22 789	38 311	-	32 655 183	tonnes métriques	24
747	2 648		478 661	-	1 744 986		25
			152 511	-	1 885 946		26
			2 804	2 963	979 387		27
							28
77 151	3 852	22 789	672 287	2 963	37 265 502		29
							30
84 322	3 440	22 103	555 243	-	33 564 579		31
58 829	412	686	90 839	-	2 065 823		32
			26 209	2 963	1 635 103		33
							34
							35
							36
							37
							38
							39
							40
							41
			47	-	14 902		42
							43
							44
			47	-	4 102		45
							46
							47
							48
							49
							50
			323	-	4 562		51
			555	-	3 869		52
			3 200	-	29 280		53
							54
			2 618	-	17 819		55
			582	-	2 787		56
					8 675		57
							58
							59
							60
							61
							62
							63
							64
							65
							66
							67
							68
							69
							70
							71
							72
							73
							74
							75
							76
							77
							78
							79
							80
							81
							82
							83
							84
							85
							86
							87
							88
							89
							90
							91
							92
							93
							94
							95
							96
							97
							98
							99
							100
							101
							102
							103
							104
							105
							106
							107
							108
							109
							110
							111
							112
							113
							114
							115
							116
							117
							118
							119
							120
							121
							122
							123
							124
							125
							126
							127
							128
							129
							130
							131
							132
							133
							134
							135
							136
							137
							138
							139
							140
							141
							142
							143
							144
							145
							146
							147
							148
							149
							150
							151
							152
							153
							154
							155
							156
							157
							158
							159
							160
							161
							162
							163
							164
							165
							166
							167
							168
							169
							170
							171
							172
							173
							174
							175
							176
							177
							178
							179
							180
							181
							182
							183
							184
							185
							186
							187
							188
							189
							190
							191
							192
							193
							194
							195
							196
							197
							198
							199
							200
							201
							202
							203
							204
							205
							206
							207
							208
							209
							210
							211
							212
							213
							214
							215
							216
							217
							218
							219
							220
							221
							222

TABLE 2. Revenue Freight Carried by Railways Within Canada, 1981

No	Commodity		Class I - Classe I		Class II - Classe II			
			Canadian National Canadien National	Canadian Pacific Canadien Pacifique	Algoma Central	British Columbia Railway	Canada Southern (Consolidated Rail)	Chesapeake and Ohio
	<b>Crude materials, inedible (C.L.):</b>							
	<b>166. Seeds for sowing, n.e.s.:</b>							
1	Number of railway cars loaded	carloads	170	446	-	313	-	-
2	Loaded onto railway cars in Canada	metric tonnes	8 918	14 432	-	21 000	-	-
3	Received from other railways in Canada	" "	201	2 920	-	-	-	-
	Received from United States rail:							
4	Destined to Canadian points	" "	688	397	-	-	-	24
5	Destined to United States points	" "	-	956	-	-	-	-
6	<b>Total freight traffic carried(1)</b>	" "	<b>9 807</b>	<b>18 705</b>	-	<b>21 000</b>	-	<b>24</b>
7	Unloaded from railway cars in Canada	" "	7 063	15 500	-	20 559	-	-
8	Delivered to other railways in Canada	" "	1 827	1 758	-	441	-	24
9	Delivered to United States rail connections	" "	916	1 448	-	-	-	-
	<b>168. Flaxseed:</b>							
10	Number of railway cars loaded	carloads	3 368	4 262	-	-	-	-
11	Loaded onto railway cars in Canada	metric tonnes	217 509	310 948	-	-	-	-
12	Received from other railways in Canada	" "	2 050	-	-	-	-	-
	Received from United States rail:							
13	Destined to Canadian points	" "	-	-	-	-	-	-
14	Destined to United States points	" "	-	-	-	-	-	-
15	<b>Total freight traffic carried(1)</b>	" "	<b>219 559</b>	<b>310 948</b>	-	-	-	-
16	Unloaded from railway cars in Canada	" "	204 146	290 167	-	-	-	-
17	Delivered to other railways in Canada	" "	2 788	-	-	-	-	-
18	Delivered to United States rail connections	" "	12 626	20 782	-	-	-	-
	<b>170. Rapeseed:</b>							
19	Number of railway cars loaded	carloads	13 007	7 318	-	-	-	-
20	Loaded onto railway cars in Canada	metric tonnes	871 237	516 673	-	-	-	-
21	Received from other railways in Canada	" "	25 090	1 351	-	-	-	-
	Received from United States rail:							
22	Destined to Canadian points	" "	-	-	-	-	-	-
23	Destined to United States points	" "	-	-	-	-	-	-
24	<b>Total freight traffic carried(1)</b>	" "	<b>896 327</b>	<b>518 024</b>	-	-	-	-
25	Unloaded from railway cars in Canada	" "	881 272	516 979	-	-	-	-
26	Delivered to other railways in Canada	" "	14 844	1 044	-	-	-	-
27	Delivered to United States rail connections	" "	210	-	-	-	-	-
	<b>172. Soybeans:</b>							
28	Number of railway cars loaded	carloads	14	36	-	-	-	-
29	Loaded onto railway cars in Canada	metric tonnes	1 003	1 980	-	-	-	-
30	Received from other railways in Canada	" "	-	-	-	-	-	-
	Received from United States rail:							
31	Destined to Canadian points	" "	-	-	-	-	-	-
32	Destined to United States points	" "	-	-	-	-	-	-
33	<b>Total freight traffic carried(1)</b>	" "	<b>1 003</b>	<b>1 980</b>	-	-	-	-
34	Unloaded from railway cars in Canada	" "	1 003	1 980	-	-	-	-
35	Delivered to other railways in Canada	" "	-	-	-	-	-	-
36	Delivered to United States rail connections	" "	-	-	-	-	-	-
	<b>174. Oil seeds, oil nuts and oil kernels, n.e.s.:</b>							
37	Number of railway cars loaded	carloads	697	1 377	-	-	-	-
38	Loaded onto railway cars in Canada	metric tonnes	32 016	57 920	-	-	-	-
39	Received from other railways in Canada	" "	848	1 989	-	-	-	-
	Received from United States rail:							
40	Destined to Canadian points	" "	12 546	12 770	-	-	673	-
41	Destined to United States points	" "	-	217	-	-	-	-
42	<b>Total freight traffic carried(1)</b>	" "	<b>45 410</b>	<b>72 896</b>	-	-	<b>673</b>	-
43	Unloaded from railway cars in Canada	" "	43 025	67 063	-	-	-	32
44	Delivered to other railways in Canada	" "	311	1 789	-	-	-	641
45	Delivered to United States rail connections	" "	2 075	4 045	-	-	-	-
	<b>176. Rubber and allied gums, natural:</b>							
46	Number of railway cars loaded	carloads	223	943	-	-	-	-
47	Loaded onto railway cars in Canada	metric tonnes	10 924	47 937	-	-	-	-
48	Received from other railways in Canada	" "	45	156	-	-	-	-
	Received from United States rail:							
49	Destined to Canadian points	" "	312	-	-	-	-	-
50	Destined to United States points	" "	81	186	-	-	-	-
51	<b>Total freight traffic carried(1)</b>	" "	<b>11 362</b>	<b>48 279</b>	-	-	-	-
52	Unloaded from railway cars in Canada	" "	11 282	37 877	-	-	-	-
53	Delivered to other railways in Canada	" "	-	10 217	-	-	-	-
54	Delivered to United States rail connections	" "	81	186	-	-	-	-

See footnote(s) at end of table.



TABLEAU 2. Marchandises payantes transportées par chemin de fer au Canada, 1981

Class II - Classe II				Classes III and IV	Grand total all Railways	Type de marchandise	No	
Toronto, Hamilton and Buffalo	Ontario Northland	Quebec North Shore and Labrador	All other Tous autres	Classes III et IV	Total général tous chemins de fer			
						<b>Matières brutes, non comestibles (charge complète):</b>		
						<b>166. Semences, n.d.a.:</b>		
					929	wagon	Nombre de wagons chargés	1
					44 350	tonnes métriques	Chargées sur wagons au Canada	2
			1 852		4 973	" "	En provenance d'autres chemins de fer au Canada	3
					1 109	" "	En provenance des Etats-Unis:	4
					956	" "	A destination du Canada	5
			1 852		51 388	" "	A destination des Etats-Unis	6
			1 852		44 974	" "	<b>Total du trafic marchandises transportées(1)</b>	6
					4 050	" "	Déchargées du wagon au Canada	7
					2 364	" "	Remises aux autres chemins de fer au Canada	8
						" "	Remises au réseau des Etats-Unis	9
							<b>168. Lin:</b>	
			48		7 678	wagon	Nombre de wagons chargés	10
			2 543		531 000	tonnes métriques	Chargées sur wagons au Canada	11
					2 050	" "	En provenance d'autres chemins de fer au Canada	12
						" "	En provenance des Etats-Unis:	13
						" "	A destination du Canada	14
						" "	A destination des Etats-Unis	14
			2 543		533 050	" "	<b>Total du trafic marchandises transportées(1)</b>	15
					494 313	" "	Déchargées du wagon au Canada	16
					2 788	" "	Remises aux autres chemins de fer au Canada	17
			2 543		35 951	" "	Remises au réseau des Etats-Unis	18
							<b>170. Coiza:</b>	
					20,325	wagon	Nombre de wagons chargés	19
					1 387 910	tonnes métriques	Chargées sur wagons au Canada	20
			54		26 495	" "	En provenance d'autres chemins de fer au Canada	21
						" "	En provenance des Etats-Unis:	22
						" "	A destination du Canada	23
						" "	A destination des Etats-Unis	23
			54		1 414 405	" "	<b>Total du trafic marchandises transportées(1)</b>	24
					1 398 305	" "	Déchargées du wagon au Canada	25
					15 898	" "	Remises aux autres chemins de fer au Canada	26
					210	" "	Remises au réseau des Etats-Unis	27
							<b>172. Soja:</b>	
					50	wagon	Nombre de wagons chargés	28
					2 983	tonnes métriques	Chargées sur wagons au Canada	29
						" "	En provenance d'autres chemins de fer au Canada	30
			3 269		3 269	" "	En provenance des Etats-Unis:	31
						" "	A destination du Canada	32
						" "	A destination des Etats-Unis	32
			3 269		6 252	" "	<b>Total du trafic marchandises transportées(1)</b>	33
			3 269		6 252	" "	Déchargées du wagon au Canada	34
						" "	Remises aux autres chemins de fer au Canada	35
						" "	Remises au réseau des Etats-Unis	36
							<b>174. Graines oléagineuses, noix oléagineuses et amandes oléagineuses, n.d.a.:</b>	
			6		2,070	wagon	Nombre de wagons chargés	37
			320		90 256	tonnes métriques	Chargées sur wagons au Canada	38
153			2 205		5 195	" "	En provenance d'autres chemins de fer au Canada	39
						" "	En provenance des Etats-Unis:	40
			2 908		28 897	" "	A destination du Canada	41
					217	" "	A destination des Etats-Unis	41
153			5 433		124 565	" "	<b>Total du trafic marchandises transportées(1)</b>	42
					113 540	" "	Déchargées du wagon au Canada	43
153			3 420		4 834	" "	Remises aux autres chemins de fer au Canada	44
			1 940		6 193	" "	Remises au réseau des Etats-Unis	45
			73					
							<b>176. Caoutchouc et gommes analogues:</b>	
			5		1,171	wagon	Nombre de wagons chargés	46
			291		59 152	tonnes métriques	Chargées sur wagons au Canada	47
482			55 968		56 831	" "	En provenance d'autres chemins de fer au Canada	48
						" "	En provenance des Etats-Unis:	49
			251		563	" "	A destination du Canada	49
			48		315	" "	A destination des Etats-Unis	50
662			56 558		116 861	" "	<b>Total du trafic marchandises transportées(1)</b>	51
						" "	Déchargées du wagon au Canada	52
662			9 509		59 330	" "	Remises aux autres chemins de fer au Canada	53
			46 809		57 026	" "	Remises au réseau des Etats-Unis	53
			240		507	" "	Remises au réseau des Etats-Unis	54

Voir note(s) à la fin du tableau.

TABLE 2. Revenue Freight Carried by Railways Within Canada, 1981

No.	Commodity		Class I - Classe I		Class II - Classe II			
			Canadian National Canadien National	Canadian Pacific Canadien Pacifique	Algoma Central	British Columbia Railway	Canada Southern (Consolidated Rail)	Chesapeake and Ohio
<b>Crude materials, inedible (C.L.):</b>								
<b>178. Peatmoss and mosses, n.e.s.:</b>								
1	Number of railway cars loaded	carloads	306	671	-	-	4	-
2	Loaded onto railway cars in Canada	metric tonnes	10 826	17 143	-	-	184	-
3	Received from other railways in Canada	" "	45	-	-	-	-	-
Received from United States rail:								
4	Destined to Canadian points	" "	-	-	-	-	-	-
5	Destined to United States points	" "	-	-	-	-	-	110
6	<b>Total freight traffic carried(1)</b>	" "	<b>10 871</b>	<b>17 143</b>	-	-	<b>184</b>	<b>110</b>
7	Unloaded from railway cars in Canada	" "	308	2 750	-	-	-	-
8	Delivered to other railways in Canada	" "	27	1 922	-	-	-	-
9	Delivered to United States rail connections	" "	10 536	12 471	-	-	184	110
<b>180. Other crude vegetable materials inedible, n.e.s.:</b>								
10	Number of railway cars loaded	carloads	4	65	-	-	-	-
11	Loaded onto railway cars in Canada	metric tonnes	191	1 326	-	-	-	-
12	Received from other railways in Canada	" "	235	660	-	-	-	-
Received from United States rail:								
13	Destined to Canadian points	" "	2 038	1 220	-	-	20	-
14	Destined to United States points	" "	-	72	-	-	-	85
15	<b>Total freight traffic carried(1)</b>	" "	<b>2 484</b>	<b>3 278</b>	-	-	<b>20</b>	<b>85</b>
16	Unloaded from railway cars in Canada	" "	2 277	2 998	-	-	-	-
17	Delivered to other railways in Canada	" "	187	176	-	-	20	-
18	Delivered to United States rail connections	" "	-	103	-	-	-	85
<b>182. Logs and bolts of wood:</b>								
19	Number of railway cars loaded	carloads	9,382	8,800	3,686	5,715	6	-
20	Loaded onto railway cars in Canada	metric tonnes	431 409	526 595	145 357	331 196	218	-
21	Received from other railways in Canada	" "	1 063	96	-	61	-	-
Received from United States rail:								
22	Destined to Canadian points	" "	1 019	2 152	-	-	108	-
23	Destined to United States points	" "	-	-	-	-	-	-
24	<b>Total freight traffic carried(1)</b>	" "	<b>433 491</b>	<b>528 843</b>	<b>145 357</b>	<b>331 257</b>	<b>326</b>	-
25	Unloaded from railway cars in Canada	" "	432 772	528 355	145 363	330 518	-	-
26	Delivered to other railways in Canada	" "	-	156	4	-	108	-
27	Delivered to United States rail connections	" "	719	332	-	738	218	-
<b>184. Fence posts, pitprops and piling of wood:</b>								
28	Number of railway cars loaded	carloads	82	209	-	289	-	-
29	Loaded onto railway cars in Canada	metric tonnes	3 847	7 469	-	16 679	-	-
30	Received from other railways in Canada	" "	728	282	-	621	-	-
Received from United States rail:								
31	Destined to Canadian points	" "	173	264	-	-	-	-
32	Destined to United States points	" "	-	-	-	-	-	-
33	<b>Total freight traffic carried(1)</b>	" "	<b>4 748</b>	<b>8 015</b>	-	<b>17 300</b>	-	-
34	Unloaded from railway cars in Canada	" "	4 075	5 717	-	2 359	-	-
35	Delivered to other railways in Canada	" "	21	619	-	14 175	-	-
36	Delivered to United States rail connections	" "	652	1 679	-	767	-	-
<b>186. Round timber, n.e.s.:</b>								
37	Number of railway cars loaded	carloads	1,299	1,145	14	-	-	-
38	Loaded onto railway cars in Canada	metric tonnes	62 890	40 271	487	-	-	-
39	Received from other railways in Canada	" "	8 366	8 507	440	-	1 107	202
Received from United States rail:								
40	Destined to Canadian points	" "	16 228	1 954	-	-	-	-
41	Destined to United States points	" "	521	231	-	-	-	120
42	<b>Total freight traffic carried(1)</b>	" "	<b>88 005</b>	<b>50 963</b>	<b>927</b>	-	<b>1 107</b>	<b>322</b>
43	Unloaded from railway cars in Canada	" "	63 683	36 976	402	-	545	202
44	Delivered to other railways in Canada	" "	7 112	2 905	525	-	-	-
45	Delivered to United States rail connections	" "	17 209	11 082	-	-	562	120
<b>188. Pulpwood logs:</b>								
46	Number of railway cars loaded	carloads	35,296	7,377	2,051	-	-	-
47	Loaded onto railway cars in Canada	metric tonnes	1 976 996	456 972	104 857	-	-	-
48	Received from other railways in Canada	" "	131 087	565 901	-	117	-	-
Received from United States rail:								
49	Destined to Canadian points	" "	386	2 269	-	-	-	-
50	Destined to United States points	" "	309	183	-	-	-	-
51	<b>Total freight traffic carried(1)</b>	" "	<b>2 108 778</b>	<b>1 025 325</b>	<b>104 857</b>	<b>117</b>	-	-
52	Unloaded from railway cars in Canada	" "	1 500 805	1 019 882	85 066	117	-	-
53	Delivered to other railways in Canada	" "	471 408	-	5 033	-	-	-
54	Delivered to United States rail connections	" "	136 566	5 442	14 758	-	-	-

See footnote(s) at end of table.

TABLEAU 2. Marchandises payantes transportées par chemin de fer au Canada, 1981

Class II - Classe II				Classes III and IV	Grand total all Railways	Type de marchandise	No	
Toronto, Hamilton and Buffalo	Ontario Northland	Quebec North Shore and Labrador	All other Tous autres					Classes III et IV
						<b>Matières brutes, non comestibles (charge complète):</b>		
						<b>178. Tourbe et autres mousses, n.d.a.:</b>		
			338		1 319	wagon	Nombre de wagons chargés	1
			5 772		33 925	tonnes métriques	Chargées sur wagons au Canada	2
			1 447		1 492	" "	En provenance d'autres chemins de fer au Canada	3
						" "	En provenance des Etats-Unis:	
						" "	A destination du Canada	4
					110	" "	A destination des Etats-Unis	5
			<b>7 219</b>		<b>35 527</b>	" "	<b>Total du trafic marchandises transportées(1)</b>	<b>6</b>
			106		3 164	" "	Dechargées du wagon au Canada	7
					1 949	" "	Remises aux autres chemins de fer au Canada	8
			7 112		30 413	" "	Remises au réseau des Etats-Unis	9
							<b>180. Autres matières brutes d'origine végétale, non comestibles, n.d.a.:</b>	
					69	wagon	Nombre de wagons chargés	10
					1 517	tonnes métriques	Chargées sur wagons au Canada	11
24			45		964	" "	En provenance d'autres chemins de fer au Canada	12
						" "	En provenance des Etats-Unis:	
			2 699		5 977	" "	A destination du Canada	13
					157	" "	A destination des Etats-Unis	14
<b>24</b>			<b>2 744</b>		<b>8 615</b>	" "	<b>Total du trafic marchandises transportées(1)</b>	<b>15</b>
24			635		5 934	" "	Dechargées du wagon au Canada	16
			2 109		2 492	" "	Remises aux autres chemins de fer au Canada	17
					188	" "	Remises au réseau des Etats-Unis	18
							<b>182. Billes et billots de bois:</b>	
							Nombre de wagons chargés	19
	4 269		1		31 859	wagon	Chargées sur wagons au Canada	20
	262 053		12		1 696 840	tonnes métriques	En provenance d'autres chemins de fer au Canada	21
			92		1 420	" "	En provenance des Etats-Unis:	
						" "	A destination du Canada	22
					3 279	" "	A destination des Etats-Unis	23
108	<b>262 053</b>		<b>104</b>		<b>1 701 539</b>	" "	<b>Total du trafic marchandises transportées(1)</b>	<b>24</b>
	261 859				1 698 867	" "	Dechargées du wagon au Canada	25
138	194				582	" "	Remises aux autres chemins de fer au Canada	26
			104		2 111	" "	Remises au réseau des Etats-Unis	27
							<b>184. Piquets de clôture, étais de mine et pilots en bois:</b>	
							Nombre de wagons chargés	28
			10		590	wagon	Chargées sur wagons au Canada	29
			509		28 504	tonnes métriques	En provenance d'autres chemins de fer au Canada	30
			339		1 970	" "	En provenance des Etats-Unis:	
						" "	A destination du Canada	31
			63		500	" "	A destination des Etats-Unis	32
						" "	<b>Total du trafic marchandises transportées(1)</b>	<b>33</b>
			<b>911</b>		<b>30 974</b>	" "	Dechargées du wagon au Canada	34
			119		12 270	" "	Remises aux autres chemins de fer au Canada	35
			713		15 528	" "	Remises au réseau des Etats-Unis	36
			79		3 177	" "		
							<b>186. Bois en grume, n.d.a.:</b>	
							Nombre de wagons chargés	37
	3		166		2 627	wagon	Chargées sur wagons au Canada	38
	218		7 053		110 919	tonnes métriques	En provenance d'autres chemins de fer au Canada	39
561	1 318		3 501		24 002	" "	En provenance des Etats-Unis:	
						" "	A destination du Canada	40
			4 923		23 105	" "	A destination des Etats-Unis	41
			37		909	" "	<b>Total du trafic marchandises transportées(1)</b>	<b>42</b>
<b>561</b>	<b>1 536</b>		<b>15 514</b>		<b>158 935</b>	" "	Dechargées du wagon au Canada	43
	1 536		4 933		108 277	" "	Remises aux autres chemins de fer au Canada	44
561			3 608		14 711	" "	Remises au réseau des Etats-Unis	45
			6 974		35 947	" "		
							<b>188. Billes de bois à pâte :</b>	
							Nombre de wagons chargés	46
	2 122				46 846	wagon	Chargées sur wagons au Canada	47
	130 266				2 669 091	tonnes métriques	En provenance d'autres chemins de fer au Canada	48
	14 317		1 515		712 937	" "	En provenance des Etats-Unis:	
						" "	A destination du Canada	49
					2 655	" "	A destination des Etats-Unis	50
	<b>144 583</b>		<b>1 515</b>	2 348	<b>3 387 523</b>	" "	<b>Total du trafic marchandises transportées(1)</b>	<b>51</b>
						" "	Dechargées du wagon au Canada	52
	144 583				2 605 870	" "	Remises aux autres chemins de fer au Canada	53
			1 515	2 348	621 024	" "	Remises au réseau des Etats-Unis	54
					160 629	" "		

Voir note(s) à la fin du tableau.

TABLE 2. Revenue Freight Carried by Railways Within Canada, 1981

No.	Commodity		Class I - Classe I		Class II - Classe II			
			Canadian National Canadien National	Canadian Pacific Canadien Pacifique	Algoma Central	British Columbia Railway	Canada Southern (Consolidated Rail)	Chesapeake and Ohio
<b>Crude materials, inedible (C.L.):</b>								
<b>190. Pulpwood chips:</b>								
1	Number of railway cars loaded	carloads	86,078	30,506	1,611	37,620	-	-
2	Loaded onto railway cars in Canada	metric tonnes	4 497 904	1 459 325	99 470	2 267 940	-	-
3	Received from other railways in Canada	" "	112	260 332	-	-	1 306	-
	Received from United States rail:							
4	Destined to Canadian points	" "	-	52	-	-	-	-
5	Destined to United States points	" "	46	191	-	-	-	-
6	<b>Total freight traffic carried(1)</b>	" "	<b>4 498 062</b>	<b>1 719 900</b>	<b>99 470</b>	<b>2 267 940</b>	<b>1 306</b>	-
7	Unloaded from railway cars in Canada	" "	4 255 860	1 704 200	-	2 267 887	-	-
8	Delivered to other railways in Canada	" "	241 584	7 335	49	53	-	-
9	Delivered to United States rail connections	" "	618	8 365	99 421	-	1 306	-
<b>192. Christmas trees:</b>								
10	Number of railway cars loaded	carloads	63	54	-	-	-	-
11	Loaded onto railway cars in Canada	metric tonnes	1 421	918	-	-	-	-
12	Received from other railways in Canada	" "	-	-	-	-	-	-
	Received from United States rail:							
13	Destined to Canadian points	" "	-	-	-	-	-	-
14	Destined to United States points	" "	-	-	-	-	-	-
15	<b>Total freight traffic carried(1)</b>	" "	<b>1 421</b>	<b>918</b>	-	-	-	-
16	Unloaded from railway cars in Canada	" "	295	-	-	-	-	-
17	Delivered to other railways in Canada	" "	-	-	-	-	-	-
18	Delivered to United States rail connections	" "	1 126	918	-	-	-	-
<b>194. Other crude wood materials, n.e.s.:</b>								
19	Number of railway cars loaded	carloads	48	3	-	-	-	-
20	Loaded onto railway cars in Canada	metric tonnes	2 050	148	-	-	-	-
21	Received from other railways in Canada	" "	6 013	-	-	-	-	-
	Received from United States rail:							
22	Destined to Canadian points	" "	198	-	-	-	-	-
23	Destined to United States points	" "	-	-	-	-	-	-
24	<b>Total freight traffic carried(1)</b>	" "	<b>8 261</b>	<b>148</b>	-	-	-	-
25	Unloaded from railway cars in Canada	" "	8 261	-	-	-	-	-
26	Delivered to other railways in Canada	" "	-	30	-	-	-	-
27	Delivered to United States rail connections	" "	-	118	-	-	-	-
<b>196. Silk, wool and animal hair:</b>								
28	Number of railway cars loaded	carloads	-	20	-	-	-	-
29	Loaded onto railway cars in Canada	metric tonnes	-	276	-	-	-	-
30	Received from other railways in Canada	" "	50	-	-	-	-	-
	Received from United States rail:							
31	Destined to Canadian points	" "	-	-	-	-	-	-
32	Destined to United States points	" "	-	58	-	-	-	-
33	<b>Total freight traffic carried(1)</b>	" "	<b>50</b>	<b>334</b>	-	-	-	-
34	Unloaded from railway cars in Canada	" "	50	276	-	-	-	-
35	Delivered to other railways in Canada	" "	-	-	-	-	-	-
36	Delivered to United States rail connections	" "	-	58	-	-	-	-
<b>198. Cotton:</b>								
37	Number of railway cars loaded	carloads	26	17	-	-	-	-
38	Loaded onto railway cars in Canada	metric tonnes	808	711	-	-	-	-
39	Received from other railways in Canada	" "	1 815	1 467	-	-	-	-
	Received from United States rail:							
40	Destined to Canadian points	" "	24 074	31 759	-	-	77	-
41	Destined to United States points	" "	736	302	-	-	-	-
42	<b>Total freight traffic carried(1)</b>	" "	<b>27 431</b>	<b>34 239</b>	-	-	<b>77</b>	-
43	Unloaded from railway cars in Canada	" "	24 968	33 545	-	-	-	-
44	Delivered to other railways in Canada	" "	1 727	311	-	-	77	-
45	Delivered to United States rail connections	" "	736	383	-	-	-	-
<b>200. Vegetable and man-made textile fibres, excluding cotton:</b>								
46	Number of railway cars loaded	carloads	243	632	-	-	-	-
47	Loaded onto railway cars in Canada	metric tonnes	9 075	23 648	-	-	-	-
48	Received from other railways in Canada	" "	-	499	-	-	22 747	-
	Received from United States rail:							
49	Destined to Canadian points	" "	1 381	1 033	-	-	253	-
50	Destined to United States points	" "	30	204	-	-	-	39
51	<b>Total freight traffic carried(1)</b>	" "	<b>10 486</b>	<b>25 384</b>	-	-	<b>23 000</b>	<b>39</b>
52	Unloaded from railway cars in Canada	" "	1 426	2 263	-	-	-	-
53	Delivered to other railways in Canada	" "	-	22 223	-	-	253	-
54	Delivered to United States rail connections	" "	9 060	899	-	-	22 747	39

See footnote(s) at end of table.

TABLEAU 2. Marchandises payantes transportées par chemin de fer au Canada, 1981

Class II - Classe II				Classes III and IV	Grand total all Railways	Type de marchandise	No
Toronto, Hamilton and Buffalo	Ontario Northland	Quebec North Shore and Labrador	All other Tous autres				
						<b>Matières brutes, non comestibles (charge complète):</b>	
						<b>190. Copeaux de bois à pâte:</b>	
	142		2 214		158 171	wagon	Nombre de wagons chargés
	5 958		121 759		8 452 356	tonnes métriques	Chargées sur wagons au Canada
1 306			6 745		269 801	" "	En provenance d'autres chemins de fer au Canada
					52	" "	En provenance des Etats-Unis:
			41 839		42 076	" "	A destination du Canada
						" "	A destination des Etats-Unis
1 306	5 958		170 343		8 764 285	" "	<b>Total du trafic marchandises transportées(1)</b>
					8 227 947	" "	Déchargées du wagon au Canada
1 306	5 958				256 285	" "	Remises aux autres chemins de fer au Canada
			170 343		280 053	" "	Remises au réseau des Etats-Unis
							<b>192. Arbres de Noël:</b>
					117	wagon	Nombre de wagons chargés
					2 339	tonnes métriques	Chargées sur wagons au Canada
			126		126	" "	En provenance d'autres chemins de fer au Canada
						" "	En provenance des Etats-Unis:
						" "	A destination du Canada
				133	133	" "	A destination des Etats-Unis
			126	133	2 598	" "	<b>Total du trafic marchandises transportées(1)</b>
					295	" "	Déchargées du wagon au Canada
						" "	Remises aux autres chemins de fer au Canada
			126	133	2 303	" "	Remises au réseau des Etats-Unis
							<b>194. Autres matières de bois brutes, n.d.a.:</b>
			1		52	wagon	Nombre de wagons chargés
			32		2 230	tonnes métriques	Chargées sur wagons au Canada
			20		6 033	" "	En provenance d'autres chemins de fer au Canada
						" "	En provenance des Etats-Unis:
			1 379		1 577	" "	A destination du Canada
						" "	A destination des Etats-Unis
			1 431		9 840	" "	<b>Total du trafic marchandises transportées(1)</b>
			39		8 300	" "	Déchargées du wagon au Canada
			1 340		1 370	" "	Remises aux autres chemins de fer au Canada
			52		170	" "	Remises au réseau des Etats-Unis
							<b>196. Soie, laine et poil d'origine animale:</b>
					20	wagon	Nombre de wagons chargés
					276	tonnes métriques	Chargées sur wagons au Canada
					50	" "	En provenance d'autres chemins de fer au Canada
						" "	En provenance des Etats-Unis:
						" "	A destination du Canada
					58	" "	A destination des Etats-Unis
					384	" "	<b>Total du trafic marchandises transportées(1)</b>
					326	" "	Déchargées du wagon au Canada
						" "	Remises aux autres chemins de fer au Canada
					58	" "	Remises au réseau des Etats-Unis
							<b>198. Coton:</b>
					43	wagon	Nombre de wagons chargés
					1 517	tonnes métriques	Chargées sur wagons au Canada
362					3 644	" "	En provenance d'autres chemins de fer au Canada
						" "	En provenance des Etats-Unis:
			686		56 596	" "	A destination du Canada
					1 038	" "	A destination des Etats-Unis
			686		62 795	" "	<b>Total du trafic marchandises transportées(1)</b>
					59 182	" "	Déchargées du wagon au Canada
327			342		2 492	" "	Remises aux autres chemins de fer au Canada
35			342		1 119	" "	Remises au réseau des Etats-Unis
							<b>200. Fibres textiles végétales et chimiques (sauf le coton):</b>
	1		10		886	wagon	Nombre de wagons chargés
	54		219		32 996	tonnes métriques	Chargées sur wagons au Canada
23 091			139		46 476	" "	En provenance d'autres chemins de fer au Canada
						" "	En provenance des Etats-Unis:
			568		3 235	" "	A destination du Canada
			41		314	" "	A destination des Etats-Unis
23 091	54		967		83 021	" "	<b>Total du trafic marchandises transportées(1)</b>
					4 060	" "	Déchargées du wagon au Canada
23 091	54		377		45 998	" "	Remises aux autres chemins de fer au Canada
			219		32 964	" "	Remises au réseau des Etats-Unis

Voir note(s) à la fin du tableau.



TABLE 2. Revenue Freight Carried by Railways Within Canada, 1981

No.	Commodity		Class I - Classe I		Class II - Classe II			
			Canadian National Canadien National	Canadian Pacific Canadien Pacifique	Algoma Central	British Columbia Railway	Canada Southern (Consolidated Rail)	Chesapeake and Ohio
<b>Crude materials, inedible (C.L.):</b>								
<b>202. Bauxite ore and alumina:</b>								
1	Number of railway cars loaded	carloads	255	6	-	-	10	-
2	Loaded onto railway cars in Canada	metric tonnes	16 773	414	-	-	475	-
3	Received from other railways in Canada	" "	313 503	2 544	-	-	8 718	-
Received from United States rail:								
4	Destined to Canadian points	" "	28 555	21 995	-	-	33 494	-
5	Destined to United States points	" "	-	514	-	-	-	525
6	<b>Total freight traffic carried(1)</b>	" "	<b>358 831</b>	<b>25 467</b>	-	-	<b>42 687</b>	<b>525</b>
7	Unloaded from railway cars in Canada	" "	320 839	24 103	-	-	40 127	-
8	Delivered to other railways in Canada	" "	2 794	786	-	-	2 086	-
9	Delivered to United States rail connections	" "	35 199	578	-	-	475	525
<b>204. Copper ores and concentrates:</b>								
10	Number of railway cars loaded	carloads	9 925	4 066	-	1 853	-	-
11	Loaded onto railway cars in Canada	metric tonnes	765 347	366 263	-	165 053	-	-
12	Received from other railways in Canada	" "	24 929	6 090	618	25 645	-	-
Received from United States rail:								
13	Destined to Canadian points	" "	1 696	374	-	55 316	-	-
14	Destined to United States points	" "	-	-	-	-	-	-
15	<b>Total freight traffic carried(1)</b>	" "	<b>791 972</b>	<b>372 727</b>	<b>618</b>	<b>246 014</b>	-	-
16	Unloaded from railway cars in Canada	" "	756 035	265 663	-	225 151	-	-
17	Delivered to other railways in Canada	" "	35 838	106 390	618	20 863	-	-
18	Delivered to United States rail connections	" "	100	674	-	-	-	-
<b>206. Copper matte and precipitates:</b>								
19	Number of railway cars loaded	carloads	9	-	-	-	-	-
20	Loaded onto railway cars in Canada	metric tonnes	481	-	-	-	-	-
21	Received from other railways in Canada	" "	-	-	-	-	-	-
Received from United States rail:								
22	Destined to Canadian points	" "	-	-	-	-	-	-
23	Destined to United States points	" "	-	-	-	-	-	-
24	<b>Total freight traffic carried(1)</b>	" "	<b>481</b>	-	-	-	-	-
25	Unloaded from railway cars in Canada	" "	481	-	-	-	-	-
26	Delivered to other railways in Canada	" "	-	-	-	-	-	-
27	Delivered to United States rail connections	" "	-	-	-	-	-	-
<b>208. Iron ore and concentrates:</b>								
28	Number of railway cars loaded	carloads	25 278	2 414	17 028	-	-	-
29	Loaded onto railway cars in Canada	metric tonnes	1 731 280	197 417	1 484 988	-	-	-
30	Received from other railways in Canada	" "	2 234 355	5 664	350	-	15 956	-
Received from United States rail:								
31	Destined to Canadian points	" "	3 387	2 890	-	-	142	-
32	Destined to United States points	" "	-	-	-	-	-	-
33	<b>Total freight traffic carried(1)</b>	" "	<b>3 969 022</b>	<b>205 971</b>	<b>1 485 338</b>	-	<b>16 098</b>	-
34	Unloaded from railway cars in Canada	" "	3 968 433	64 582	1 480 592	-	408	-
35	Delivered to other railways in Canada	" "	-	140 984	4 746	-	142	-
36	Delivered to United States rail connections	" "	590	405	-	-	15 547	-
<b>210. Lead ore and concentrates:</b>								
37	Number of railway cars loaded	carloads	4 412	1 830	2	-	-	-
38	Loaded onto railway cars in Canada	metric tonnes	303 057	158 652	127	-	-	-
39	Received from other railways in Canada	" "	4 739	53 715	-	-	-	-
Received from United States rail:								
40	Destined to Canadian points	" "	-	27 436	-	-	-	-
41	Destined to United States points	" "	-	-	-	-	-	-
42	<b>Total freight traffic carried(1)</b>	" "	<b>307 796</b>	<b>239 803</b>	<b>127</b>	-	-	-
43	Unloaded from railway cars in Canada	" "	255 762	205 226	-	-	-	-
44	Delivered to other railways in Canada	" "	41 496	1 986	127	-	-	-
45	Delivered to United States rail connections	" "	10 538	32 592	-	-	-	-
<b>212. Manganese ore:</b>								
46	Number of railway cars loaded	carloads	-	-	-	-	-	-
47	Loaded onto railway cars in Canada	metric tonnes	-	-	-	-	-	-
48	Received from other railways in Canada	" "	-	850	-	-	-	-
Received from United States rail:								
49	Destined to Canadian points	" "	3 851	2 607	-	-	785	-
50	Destined to United States points	" "	-	-	-	-	-	-
51	<b>Total freight traffic carried(1)</b>	" "	<b>3 851</b>	<b>3 457</b>	-	-	<b>785</b>	-
52	Unloaded from railway cars in Canada	" "	3 125	3 457	-	-	-	-
53	Delivered to other railways in Canada	" "	726	-	-	-	785	-
54	Delivered to United States rail connections	" "	-	-	-	-	-	-

See footnote(s) at end of table

TABLEAU 2. Marchandises payantes transportées par chemin de fer au Canada, 1981

Class II - Classe II				Classes III and IV	Grand total all Railways	Type de marchandise	No	
Toronto, Hamilton and Buffalo	Ontario Northland	Quebec North Shore and Labrador	All other Tous autres					Classes III et IV
<b>Matières brutes, non comestibles (charge complète):</b>								
<b>202. Minerais de bauxite et alumine:</b>								
-	-	-	40,768	-	41,039	wagon	Nombre de wagons chargés	1
-	-	-	3 029 165	-	3 046 827	tonnes métriques	Chargées sur wagons au Canada	2
3 053	2 867	-	6 398	-	337 083	" "	En provenance d'autres chemins de fer au Canada	3
-	-	-	1 534	-	85 578	" "	En provenance des Etats-Unis:	4
-	-	-	-	62	1 101	" "	A destination du Canada	5
3 053	2 867	-	3 037 097	62	3 470 589	" "	A destination des Etats-Unis	6
2 405	2 867	-	2 936 473	-	3 326 814	" "	<b>Total du trafic marchandises transportées(1)</b>	6
648	-	-	94 409	-	100 723	" "	Déchargées du wagon au Canada	7
-	-	-	6 215	62	43 054	" "	Remises aux autres chemins de fer au Canada	8
-	-	-	-	-	-	" "	Remises au réseau des Etats-Unis	9
<b>204. Minerais et concentrés de cuivre:</b>								
-	2,951	-	-	-	18 795	wagon	Nombre de wagons chargés	10
-	259 852	-	-	-	1 556 515	tonnes métriques	Chargées sur wagons au Canada	11
-	143 502	-	45	-	200 829	" "	En provenance d'autres chemins de fer au Canada	12
-	-	-	10 118	-	67 504	" "	En provenance des Etats-Unis:	13
-	-	-	-	-	-	" "	A destination du Canada	14
-	-	-	-	-	-	" "	A destination des Etats-Unis	15
-	403 354	-	10 163	-	1 824 848	" "	<b>Total du trafic marchandises transportées(1)</b>	15
-	398 031	-	1 598	-	1 646 478	" "	Déchargées du wagon au Canada	16
-	5 323	-	8 520	-	177 552	" "	Remises aux autres chemins de fer au Canada	17
-	-	-	45	-	819	" "	Remises au réseau des Etats-Unis	18
<b>206. Matte et précipités de cuivre:</b>								
-	-	-	-	-	9	wagon	Nombre de wagons chargés	19
-	-	-	-	-	481	tonnes métriques	Chargées sur wagons au Canada	20
-	-	-	-	-	-	" "	En provenance d'autres chemins de fer au Canada	21
-	-	-	-	-	-	" "	En provenance des Etats-Unis:	22
-	-	-	-	-	-	" "	A destination du Canada	23
-	-	-	-	-	-	" "	A destination des Etats-Unis	24
-	-	-	-	-	481	" "	<b>Total du trafic marchandises transportées(1)</b>	24
-	-	-	-	-	481	" "	Déchargées du wagon au Canada	25
-	-	-	-	-	-	" "	Remises aux autres chemins de fer au Canada	26
-	-	-	-	-	-	" "	Remises au réseau des Etats-Unis	27
<b>208. Minerais et concentrés de fer:</b>								
-	25,812	218,418	237,906	-	526,856	wagon	Nombre de wagons chargés	28
15 689	2 335 695	21 996 737	22 035 340	-	49 781 457	tonnes métriques	Chargées sur wagons au Canada	29
-	121 334	5 673 754	5 677 301	-	13 744 403	" "	En provenance d'autres chemins de fer au Canada	30
-	-	-	-	-	6 419	" "	En provenance des Etats-Unis:	31
-	-	-	-	-	-	" "	A destination du Canada	32
15 689	2 457 029	27 670 491	27 712 641	-	63 532 279	" "	A destination des Etats-Unis	33
-	121 334	21 996 737	22 038 465	-	49 670 551	" "	<b>Total du trafic marchandises transportées(1)</b>	33
15 689	2 335 895	5 673 754	5 674 176	-	13 845 186	" "	Déchargées du wagon au Canada	34
-	-	-	-	-	16 542	" "	Remises aux autres chemins de fer au Canada	35
-	-	-	-	-	-	" "	Remises au réseau des Etats-Unis	36
<b>210. Minerais et concentrés de plomb:</b>								
-	201	-	44	-	6,489	wagon	Nombre de wagons chargés	37
-	17 672	-	3 774	-	483 282	tonnes métriques	Chargées sur wagons au Canada	38
-	65	-	1 986	-	60 505	" "	En provenance d'autres chemins de fer au Canada	39
-	-	-	272	-	27 708	" "	En provenance des Etats-Unis:	40
-	-	-	-	-	-	" "	A destination du Canada	41
-	-	-	-	-	-	" "	A destination des Etats-Unis	42
-	17 737	-	6 032	-	571 495	" "	<b>Total du trafic marchandises transportées(1)</b>	42
-	65	-	1 986	-	463 039	" "	Déchargées du wagon au Canada	43
-	17 672	-	272	-	61 553	" "	Remises aux autres chemins de fer au Canada	44
-	-	-	3 774	-	46 904	" "	Remises au réseau des Etats-Unis	45
<b>212. Minerais de manganèse:</b>								
-	-	-	1	-	1	wagon	Nombre de wagons chargés	46
793	645	-	56	-	56	tonnes métriques	Chargées sur wagons au Canada	47
-	-	-	-	-	2 288	" "	En provenance d'autres chemins de fer au Canada	48
-	-	-	659	-	7 902	" "	En provenance des Etats-Unis:	49
793	645	-	-	-	-	" "	A destination du Canada	50
-	-	-	-	-	-	" "	A destination des Etats-Unis	51
-	645	-	659	-	7 886	" "	<b>Total du trafic marchandises transportées(1)</b>	51
793	-	-	56	-	2 360	" "	Déchargées du wagon au Canada	52
-	-	-	-	-	-	" "	Remises aux autres chemins de fer au Canada	53
-	-	-	-	-	-	" "	Remises au réseau des Etats-Unis	54

Voir note(s) à la fin du tableau

TABLE 2. Revenue Freight Carried by Railways Within Canada, 1981

No	Commodity		Class I - Classe I		Class II - Classe II			
			Canadian National Canadien National	Canadian Pacific Canadien Pacifique	Algoma Central	British Columbia Railway	Canada Southern (Consolidated Rail)	Chesapeake and Ohio
<b>Crude materials, inedible (C.L.):</b>								
<b>214. Nickel, copper ores and concentrates:</b>								
1	Number of railway cars loaded	carloads	4,571	57,417	-	-	-	-
2	Loaded onto railway cars in Canada	metric tonnes	338 296	4 118 395	-	-	-	-
3	Received from other railways in Canada	" "	-	-	-	87	-	-
4	Received from United States rail	" "	-	-	-	-	-	-
5	Destined to Canadian points	" "	-	-	-	-	-	-
6	Destined to United States points	" "	-	-	-	-	-	-
6	<b>Total freight traffic carried(1)</b>	" "	<b>338 296</b>	<b>4 118 395</b>	-	<b>87</b>	-	-
7	Unloaded from railway cars in Canada	" "	338 296	4 118 395	-	87	-	-
8	Delivered to other railways in Canada	" "	-	-	-	-	-	-
9	Delivered to United States rail connections	" "	-	-	-	-	-	-
<b>216. Nickel ore and concentrates:</b>								
10	Number of railway cars loaded	carloads	8,281	-	-	-	-	-
11	Loaded onto railway cars in Canada	metric tonnes	612 203	-	-	-	-	-
12	Received from other railways in Canada	" "	-	-	-	-	-	-
13	Received from United States rail	" "	-	-	-	-	-	-
14	Destined to Canadian points	" "	-	-	-	-	-	-
15	Destined to United States points	" "	-	-	-	-	-	-
15	<b>Total freight traffic carried(1)</b>	" "	<b>612 203</b>	-	-	-	-	-
16	Unloaded from railway cars in Canada	" "	612 203	-	-	-	-	-
17	Delivered to other railways in Canada	" "	-	-	-	-	-	-
18	Delivered to United States rail connections	" "	-	-	-	-	-	-
<b>218. Matte, nickel, copper-nickel or nickel-iron chromium alloy:</b>								
19	Number of railway cars loaded	carloads	706	519	-	-	-	-
20	Loaded onto railway cars in Canada	metric tonnes	47 565	46 690	-	-	-	-
21	Received from other railways in Canada	" "	-	-	-	-	-	-
22	Received from United States rail	" "	-	-	-	-	-	-
23	Destined to Canadian points	" "	-	-	-	-	-	-
24	Destined to United States points	" "	-	-	-	-	-	-
24	<b>Total freight traffic carried(1)</b>	" "	<b>47 565</b>	<b>46 690</b>	-	-	-	-
25	Unloaded from railway cars in Canada	" "	47 565	33 223	-	-	-	-
26	Delivered to other railways in Canada	" "	-	13 467	-	-	-	-
27	Delivered to United States rail connections	" "	-	-	-	-	-	-
<b>220. Tungsten ore and concentrates:</b>								
28	Number of railway cars loaded	carloads	34	-	-	-	-	-
29	Loaded onto railway cars in Canada	metric tonnes	2 169	-	-	-	-	-
30	Received from other railways in Canada	" "	-	-	-	-	-	-
31	Received from United States rail	" "	-	-	-	-	-	-
32	Destined to Canadian points	" "	-	-	-	-	-	-
33	Destined to United States points	" "	-	-	-	-	-	-
33	<b>Total freight traffic carried(1)</b>	" "	<b>2 169</b>	-	-	-	-	-
34	Unloaded from railway cars in Canada	" "	-	-	-	-	-	-
35	Delivered to other railways in Canada	" "	-	-	-	-	-	-
36	Delivered to United States rail connections	" "	2 169	-	-	-	-	-
<b>222. Zinc ore and concentrates:</b>								
37	Number of railway cars loaded	carloads	16,467	2,083	-	-	-	-
38	Loaded onto railway cars in Canada	metric tonnes	1 264 133	147 355	-	-	-	-
39	Received from other railways in Canada	" "	27 246	366 253	-	-	-	-
40	Received from United States rail	" "	-	-	-	-	-	-
41	Destined to Canadian points	" "	1 447	44 219	-	-	-	-
42	Destined to United States points	" "	-	-	-	-	-	-
42	<b>Total freight traffic carried(1)</b>	" "	<b>1 292 826</b>	<b>557 827</b>	-	-	-	-
43	Unloaded from railway cars in Canada	" "	1 021 938	553 689	-	-	-	-
44	Delivered to other railways in Canada	" "	261 367	-	-	-	-	-
45	Delivered to United States rail connections	" "	9 521	4 138	-	-	-	-
<b>224. Lead and zinc ores and concentrates:</b>								
46	Number of railway cars loaded	carloads	25	-	-	-	-	-
47	Loaded onto railway cars in Canada	metric tonnes	1 665	-	-	-	-	-
48	Received from other railways in Canada	" "	-	816	-	-	-	-
49	Received from United States rail	" "	-	-	-	-	-	-
50	Destined to Canadian points	" "	-	-	-	-	-	-
51	Destined to United States points	" "	-	-	-	-	-	-
51	<b>Total freight traffic carried(1)</b>	" "	<b>1 665</b>	<b>816</b>	-	-	-	-
52	Unloaded from railway cars in Canada	" "	1 601	816	-	-	-	-
53	Delivered to other railways in Canada	" "	64	-	-	-	-	-
54	Delivered to United States rail connections	" "	-	-	-	-	-	-

See footnote(s) at end of table.

TABLEAU 2. Marchandises payantes transportées par chemin de fer au Canada, 1981

Class II - Classe II				Classes III and IV	Grand total all Railways	Type de marchandise	No	
Toronto, Hamilton and Buffalo	Ontario Northland	Quebec North Shore and Labrador	All other Tous autres					Classes III et IV
						<b>Matières brutes, non comestibles (charge complète):</b>		
						<b>214. Minerais et concentrés de nickel et de cuivre:</b>		
					61 988	wagon	Nombre de wagons chargés	1
					4 456 691	tonnes métriques	Chargées sur wagons au Canada	2
					87	"	En provenance d'autres chemins de fer au Canada	3
					-	"	En provenance des Etats-Unis:	
					-	"	A destination du Canada	4
					-	"	A destination des Etats-Unis	5
					4 456 778	"	<b>Total du trafic marchandises transportées(1)</b>	6
					4 456 778	"	Déchargées du wagon au Canada	7
					-	"	Remises aux autres chemins de fer au Canada	8
					-	"	Remises au réseau des Etats-Unis	9
						<b>216. Minerais et concentrés de nickel:</b>		
					8 281	wagon	Nombre de wagons chargés	10
					612 203	tonnes métriques	Chargées sur wagons au Canada	11
					-	"	En provenance d'autres chemins de fer au Canada	12
					-	"	En provenance des Etats-Unis:	
					-	"	A destination du Canada	13
					-	"	A destination des Etats-Unis	14
					612 203	"	<b>Total du trafic marchandises transportées(1)</b>	15
					612 203	"	Déchargées du wagon au Canada	16
					-	"	Remises aux autres chemins de fer au Canada	17
					-	"	Remises au réseau des Etats-Unis	18
						<b>218. Mattes et alliages de nickel (cuivre-nickel et nickel-chrome-fer):</b>		
					1 225	wagon	Nombre de wagons chargés	19
					94 255	tonnes métriques	Chargées sur wagons au Canada	20
					12 658	"	En provenance d'autres chemins de fer au Canada	21
					-	"	En provenance des Etats-Unis:	
					-	"	A destination du Canada	22
					-	"	A destination des Etats-Unis	23
					106 913	"	<b>Total du trafic marchandises transportées(1)</b>	24
					93 446	"	Déchargées du wagon au Canada	25
					13 467	"	Remises aux autres chemins de fer au Canada	26
					-	"	Remises au réseau des Etats-Unis	27
						<b>220. Minerais et concentrés de tungstène:</b>		
					34	wagon	Nombre de wagons chargés	28
					2 169	tonnes métriques	Chargées sur wagons au Canada	29
					-	"	En provenance d'autres chemins de fer au Canada	30
					-	"	En provenance des Etats-Unis:	
					-	"	A destination du Canada	31
					-	"	A destination des Etats-Unis	32
					2 169	"	<b>Total du trafic marchandises transportées(1)</b>	33
					-	"	Déchargées du wagon au Canada	34
					-	"	Remises aux autres chemins de fer au Canada	35
					2 169	"	Remises au réseau des Etats-Unis	36
						<b>222. Minerais et concentrés de zinc:</b>		
					19 999	wagon	Nombre de wagons chargés	37
	1 449				1 556 563	tonnes métriques	Chargées sur wagons au Canada	38
	145 075				393 499	"	En provenance d'autres chemins de fer au Canada	39
					-	"	En provenance des Etats-Unis:	
					73 898	"	A destination du Canada	40
					-	"	A destination des Etats-Unis	41
	145 075		28 232		2 023 960	"	<b>Total du trafic marchandises transportées(1)</b>	42
					1 603 859	"	Déchargées du wagon au Canada	43
	145 075		28 232		406 442	"	Remises aux autres chemins de fer au Canada	44
					13 659	"	Remises au réseau des Etats-Unis	45
						<b>224. Minerais et concentrés de plomb et de zinc:</b>		
					34	wagon	Nombre de wagons chargés	46
	9				2 407	tonnes métriques	Chargées sur wagons au Canada	47
	742				816	"	En provenance d'autres chemins de fer au Canada	48
					-	"	En provenance des Etats-Unis:	
					928	"	A destination du Canada	49
					-	"	A destination des Etats-Unis	50
	742		928		4 151	"	<b>Total du trafic marchandises transportées(1)</b>	51
					3 345	"	Déchargées du wagon au Canada	52
	742		928		806	"	Remises aux autres chemins de fer au Canada	53
					-	"	Remises au réseau des Etats-Unis	54

Voir note(s) à la fin du tableau.

TABLE 2. Revenue Freight Carried by Railways Within Canada, 1981

No	Commodity		Class I - Classe I		Class II - Classe II			
			Canadian National Canadien National	Canadian Pacific Canadien Pacifique	Algoma Central	British Columbia Railway	Canada Southern (Consolidated Rail)	Chesapeake and Ohio
<b>Crude materials, inedible (C.L.):</b>								
<b>226. Metallic ores and concentrates, n.e.s.:</b>								
1	Number of railway cars loaded	carloads	136	37	-	33	-	-
2	Loaded onto railway cars in Canada	metric tonnes	8 741	761	-	2 440	-	-
3	Received from other railways in Canada	" "	264	886	-	-	-	-
	Received from United States rail:							
4	Destined to Canadian points	" "	492	1 825	-	-	8 613	-
5	Destined to United States points	" "	-	-	-	-	-	111
6	<b>Total freight traffic carried(1)</b>	" "	<b>9 497</b>	<b>3 472</b>	-	<b>2 440</b>	<b>8 613</b>	<b>111</b>
7	Unloaded from railway cars in Canada	" "	3 203	3 172	-	2 440	5 717	-
8	Delivered to other railways in Canada	" "	425	177	-	-	2 896	-
9	Delivered to United States rail connections	" "	5 869	124	-	-	-	111
<b>228. Iron and steel scrap:</b>								
10	Number of railway cars loaded	carloads	15 932	6 122	202	52	923	8
11	Loaded onto railway cars in Canada	metric tonnes	854 281	330 535	11 410	2 906	61 110	538
12	Received from other railways in Canada	" "	38 844	95 526	265	-	15 767	-
	Received from United States rail:							
13	Destined to Canadian points	" "	74 678	165 024	-	51	122 866	10 376
14	Destined to United States points	" "	1 043	1 667	-	-	-	7 253
15	<b>Total freight traffic carried(1)</b>	" "	<b>968 846</b>	<b>592 752</b>	<b>11 675</b>	<b>2 957</b>	<b>199 743</b>	<b>18 167</b>
16	Unloaded from railway cars in Canada	" "	932 116	546 491	801	2 393	58 023	10 376
17	Delivered to other railways in Canada	" "	15 901	22 160	10 874	563	64 844	222
18	Delivered to United States rail connections	" "	20 829	24 102	-	-	76 877	7 569
<b>230. Non-ferrous metal scrap, including precious metal scrap:</b>								
19	Number of railway cars loaded	carloads	665	217	-	-	1	-
20	Loaded onto railway cars in Canada	metric tonnes	26 320	8 352	-	-	61	-
21	Received from other railways in Canada	" "	4 014	2 928	-	-	206	-
	Received from United States rail:							
22	Destined to Canadian points	" "	7 138	797	-	-	357	400
23	Destined to United States points	" "	726	934	-	-	-	2 451
24	<b>Total freight traffic carried(1)</b>	" "	<b>38 198</b>	<b>13 011</b>	-	-	<b>624</b>	<b>2 851</b>
25	Unloaded from railway cars in Canada	" "	27 115	9 726	-	-	109	-
26	Delivered to other railways in Canada	" "	5 075	1 830	-	-	248	400
27	Delivered to United States rail connections	" "	6 008	1 456	-	-	267	2 451
<b>232. Slags, drosses and other by-products, n.e.s.:</b>								
28	Number of railway cars loaded	carloads	565	125	866	-	-	-
29	Loaded onto railway cars in Canada	metric tonnes	38 770	8 007	74 371	-	-	-
30	Received from other railways in Canada	" "	12 993	10 769	-	-	926	-
	Received from United States rail:							
31	Destined to Canadian points	" "	1 639	15 018	-	-	449	-
32	Destined to United States points	" "	34	-	-	-	-	992
33	<b>Total freight traffic carried(1)</b>	" "	<b>53 436</b>	<b>33 794</b>	<b>74 371</b>	-	<b>1 375</b>	<b>992</b>
34	Unloaded from railway cars in Canada	" "	17 850	27 954	74 371	-	-	-
35	Delivered to other railways in Canada	" "	24 095	1 774	-	-	449	-
36	Delivered to United States rail connections	" "	11 492	4 065	-	-	926	992
<b>236. Anthracite coal:</b>								
37	Number of railway cars loaded	carloads	3	-	-	-	-	-
38	Loaded onto railway cars in Canada	metric tonnes	173	-	-	-	-	-
39	Received from other railways in Canada	" "	57	9 822	46	77	-	-
	Received from United States rail:							
40	Destined to Canadian points	" "	14 099	73	-	-	33 639	-
41	Destined to United States points	" "	1 672	183	-	-	-	49
42	<b>Total freight traffic carried(1)</b>	" "	<b>16 001</b>	<b>10 078</b>	-	<b>46</b>	<b>33 716</b>	<b>49</b>
43	Unloaded from railway cars in Canada	" "	7 688	8 587	-	46	33 252	-
44	Delivered to other railways in Canada	" "	6 641	-	-	-	464	-
45	Delivered to United States rail connections	" "	1 672	1 491	-	-	-	49
<b>238. Bituminous coal:</b>								
46	Number of railway cars loaded	carloads	76 380	132 722	-	854	-	-
47	Loaded onto railway cars in Canada	metric tonnes	6 518 189	12 336 514	-	75 871	-	-
48	Received from other railways in Canada	" "	22 130	111 839	1 211	-	-	-
	Received from United States rail:							
49	Destined to Canadian points	" "	65 288	51 838	-	-	30 547	51
50	Destined to United States points	" "	-	175	-	-	-	9 475
51	<b>Total freight traffic carried(1)</b>	" "	<b>6 605 607</b>	<b>12 500 366</b>	<b>1 211</b>	<b>75 871</b>	<b>30 547</b>	<b>9 526</b>
52	Unloaded from railway cars in Canada	" "	6 576 578	12 433 942	-	16 820	-	-
53	Delivered to other railways in Canada	" "	29 029	41 930	1 211	59 051	30 547	51
54	Delivered to United States rail connections	" "	-	24 494	-	-	-	9 475

See footnote(s) at end of table.



TABLEAU 2. Marchandises payantes transportées par chemin de fer au Canada, 1981

Class II - Classe II				Classes III and IV	Grand total all Railways	Type de marchandise	No	
Toronto, Hamilton and Buffalo	Ontario Northland	Quebec North Shore and Labrador	All other Tous autres					Classes III et IV
<p><b>Matières brutes, non comestibles (charge complète):</b>  <b>226. Minerais et concentrés métalliques, n.d.a.:</b></p>								
67	3	-	-	-	276	wagon	Nombre de wagons chargés	1
5 810	138	-	-	-	17 890	tonnes métriques	Chargées sur wagons au Canada	2
2 898	160	-	133	-	4 341	" "	En provenance d'autres chemins de fer au Canada	3
-	-	-	-	-	-	" "	En provenance des Etats-Unis:	
-	-	-	1 042	-	11 972	" "	A destination du Canada	4
-	-	-	-	-	111	" "	A destination des Etats-Unis	5
<b>8 708</b>	<b>298</b>	-	<b>1 175</b>	-	<b>34 314</b>	" "	<b>Total du trafic marchandises transportées(1)</b>	<b>6</b>
8 707	160	-	159	-	23 558	" "	Déchargées du wagon au Canada	7
-	138	-	974	-	4 610	" "	Remises aux autres chemins de fer au Canada	8
-	-	-	42	-	6 146	" "	Remises au réseau des Etats-Unis	9
<p><b>228. Ferraille de fer et d'acier:</b></p>								
1 959	27	-	155	-	25 380	wagon	Nombre de wagons chargés	10
94 745	1 356	-	8 419	-	1 365 300	tonnes métriques	Chargées sur wagons au Canada	11
66 235	3 275	-	18 068	-	237 980	" "	En provenance d'autres chemins de fer au Canada	12
-	-	-	-	-	-	" "	En provenance des Etats-Unis:	
-	-	-	57 427	-	430 422	" "	A destination du Canada	13
-	-	-	64	1 443	11 470	" "	A destination des Etats-Unis	14
<b>160 980</b>	<b>4 631</b>	-	<b>83 978</b>	<b>1 443</b>	<b>2 045 172</b>	" "	<b>Total du trafic marchandises transportées(1)</b>	<b>15</b>
126 480	3 239	-	22 852	-	1 702 771	" "	Déchargées du wagon au Canada	16
34 500	1 393	-	38 393	-	188 850	" "	Remises aux autres chemins de fer au Canada	17
-	-	-	22 731	1 443	153 551	" "	Remises au réseau des Etats-Unis	18
<p><b>230. Déchets de métaux non ferreux, y compris les déchets de métaux précieux:</b></p>								
-	8	-	110	-	1 001	wagon	Nombre de wagons chargés	19
-	376	-	5 746	-	40 855	tonnes métriques	Chargées sur wagons au Canada	20
303	4 989	-	2 903	-	15 543	" "	En provenance d'autres chemins de fer au Canada	21
-	-	-	-	-	-	" "	En provenance des Etats-Unis:	
-	-	-	8 167	-	14 859	" "	A destination du Canada	22
-	-	-	608	-	4 719	" "	A destination des Etats-Unis	23
503	5 365	-	15 424	-	75 976	" "	<b>Total du trafic marchandises transportées(1)</b>	<b>24</b>
-	4 645	-	3 270	-	44 865	" "	Déchargées du wagon au Canada	25
303	719	-	5 255	-	14 030	" "	Remises aux autres chemins de fer au Canada	26
-	-	-	6 900	-	17 082	" "	Remises au réseau des Etats-Unis	27
<p><b>232. Cendres, scories et autres résidus, n.d.a.:</b></p>								
88	200	-	1	-	1,845	wagon	Nombre de wagons chargés	28
6 035	16 570	-	35	-	143 788	tonnes métriques	Chargées sur wagons au Canada	29
15 914	27 793	-	1 055	-	69 450	" "	En provenance d'autres chemins de fer au Canada	30
-	-	-	-	-	-	" "	En provenance des Etats-Unis:	
-	-	-	130	-	17 236	" "	A destination du Canada	31
-	-	-	-	-	1 026	" "	A destination des Etats-Unis	32
<b>21 949</b>	<b>44 363</b>	-	<b>1 220</b>	-	<b>231 500</b>	" "	<b>Total du trafic marchandises transportées(1)</b>	<b>33</b>
-	27 793	-	99	-	148 067	" "	Déchargées du wagon au Canada	34
21 949	16 570	-	31	-	64 868	" "	Remises aux autres chemins de fer au Canada	35
-	-	-	1 090	-	18 565	" "	Remises au réseau des Etats-Unis	36
<p><b>236. Anthracite:</b></p>								
-	-	-	-	-	3	wagon	Nombre de wagons chargés	37
543	420	-	45	-	173	tonnes métriques	Chargées sur wagons au Canada	38
-	-	-	-	-	11 010	" "	En provenance d'autres chemins de fer au Canada	39
-	-	-	19 089	-	66 900	" "	En provenance des Etats-Unis:	
-	-	-	64	-	1 968	" "	A destination du Canada	40
<b>543</b>	<b>420</b>	-	<b>19 198</b>	-	<b>80 051</b>	" "	<b>Total du trafic marchandises transportées(1)</b>	<b>42</b>
-	420	-	168	-	50 161	" "	Déchargées du wagon au Canada	43
543	-	-	19 030	-	26 678	" "	Remises aux autres chemins de fer au Canada	44
-	-	-	-	-	3 212	" "	Remises au réseau des Etats-Unis	45
<p><b>238. Houille grasse:</b></p>								
-	9	-	50,336	-	280,301	wagon	Nombre de wagons chargés	46
-	601	-	3 921 136	-	22 852 311	tonnes métriques	Chargées sur wagons au Canada	47
30 549	32 348	-	16 590	-	214 667	" "	En provenance d'autres chemins de fer au Canada	48
-	-	-	-	-	-	" "	En provenance des Etats-Unis:	
-	-	-	44 293	-	192 017	" "	A destination du Canada	49
-	-	-	-	-	9 650	" "	A destination des Etats-Unis	50
<b>30 549</b>	<b>32 949</b>	-	<b>3 982 019</b>	-	<b>23 268 645</b>	" "	<b>Total du trafic marchandises transportées(1)</b>	<b>51</b>
-	28 483	-	3 719 558	-	22 775 381	" "	Déchargées du wagon au Canada	52
30 549	4 467	-	262 461	-	459 296	" "	Remises aux autres chemins de fer au Canada	53
-	-	-	-	-	33 969	" "	Remises au réseau des Etats-Unis	54

Voir note(s) à la fin du tableau.

TABLE 2. Revenue Freight Carried by Railways Within Canada, 1981

No.	Commodity		Class I - Classe I		Class II - Classe II			
			Canadian National Canadien National	Canadian Pacific Canadien Pacifique	Algoma Central	British Columbia Railway	Canada Southern (Consolidated Rail)	Chesapeake and Ohio
<b>Crude materials, inedible (C.L.):</b>								
<b>240. Lignite coal:</b>								
1	Number of railway cars loaded	carloads	2,197	13,123	-	-	-	-
2	Loaded onto railway cars in Canada	metric tonnes	153 142	994 610	-	-	-	-
3	Received from other railways in Canada	" "	91	-	-	-	-	-
	Received from United States rail:							
4	Destined to Canadian points	" "	45	-	-	-	-	-
5	Destined to United States points	" "	-	70	-	-	-	-
6	<b>Total freight traffic carried(1)</b>	" "	<b>153 278</b>	<b>994 680</b>	-	-	-	-
7	Unloaded from railway cars in Canada	" "	153 164	994 610	-	-	-	-
8	Delivered to other railways in Canada	" "	-	-	-	-	-	-
9	Delivered to United States rail connections	" "	114	70	-	-	-	-
<b>242. Coal, n.e.s.:</b>								
10	Number of railway cars loaded	carloads	87	162	-	-	-	-
11	Loaded onto railway cars in Canada	metric tonnes	3 207	6 569	-	-	-	-
12	Received from other railways in Canada	" "	399	348	-	-	-	-
	Received from United States rail:							
13	Destined to Canadian points	" "	6 350	3 191	-	-	78	-
14	Destined to United States points	" "	-	36	-	-	-	-
15	<b>Total freight traffic carried(1)</b>	" "	<b>9 956</b>	<b>10 144</b>	-	-	<b>78</b>	-
16	Unloaded from railway cars in Canada	" "	9 616	9 582	-	-	-	-
17	Delivered to other railways in Canada	" "	340	526	-	-	78	-
18	Delivered to United States rail connections	" "	-	36	-	-	-	-
<b>244. Crude mineral oils (petroleum):</b>								
19	Number of railway cars loaded	carloads	101	2,156	-	-	-	-
20	Loaded onto railway cars in Canada	metric tonnes	3 974	159 021	-	-	-	-
21	Received from other railways in Canada	" "	-	4 437	-	-	-	-
	Received from United States rail:							
22	Destined to Canadian points	" "	181	-	-	-	-	-
23	Destined to United States points	" "	-	-	-	-	-	-
24	<b>Total freight traffic carried(1)</b>	" "	<b>4 155</b>	<b>163 458</b>	-	-	-	-
25	Unloaded from railway cars in Canada	" "	767	163 458	-	-	-	-
26	Delivered to other railways in Canada	" "	3 389	-	-	-	-	-
27	Delivered to United States rail connections	" "	-	-	-	-	-	-
<b>246. Natural gas and other bituminous substances:</b>								
28	Number of railway cars loaded	carloads	10	12	-	-	-	-
29	Loaded onto railway cars in Canada	metric tonnes	503	944	-	-	-	-
30	Received from other railways in Canada	" "	-	78	-	-	-	-
	Received from United States rail:							
31	Destined to Canadian points	" "	559	58	-	-	58	-
32	Destined to United States points	" "	-	-	-	-	-	-
33	<b>Total freight traffic carried(1)</b>	" "	<b>1 062</b>	<b>1 080</b>	-	-	<b>58</b>	-
34	Unloaded from railway cars in Canada	" "	981	1 080	-	-	-	-
35	Delivered to other railways in Canada	" "	82	-	-	-	58	-
36	Delivered to United States rail connections	" "	-	-	-	-	-	-
<b>248. Asbestos, unmanufactured, crude and fibre:</b>								
37	Number of railway cars loaded	carloads	2,925	3,153	-	2	-	-
38	Loaded onto railway cars in Canada	metric tonnes	139 432	175 992	-	110	-	-
39	Received from other railways in Canada	" "	597	268	-	370	-	-
	Received from United States rail:							
40	Destined to Canadian points	" "	291	212	-	-	-	-
41	Destined to United States points	" "	3 774	5 244	-	-	-	-
42	<b>Total freight traffic carried(1)</b>	" "	<b>144 094</b>	<b>181 716</b>	-	<b>480</b>	-	-
43	Unloaded from railway cars in Canada	" "	44 800	42 221	-	260	-	-
44	Delivered to other railways in Canada	" "	118	55 679	-	110	-	-
45	Delivered to United States rail connections	" "	99 177	83 815	-	110	-	-
<b>250. Clay:</b>								
46	Number of railway cars loaded	carloads	64	634	-	-	-	-
47	Loaded onto railway cars in Canada	metric tonnes	3 055	43 868	-	-	-	-
48	Received from other railways in Canada	" "	630	37 952	-	192	139	-
	Received from United States rail:							
49	Destined to Canadian points	" "	191 978	171 012	-	-	10 083	3 123
50	Destined to United States points	" "	151	2 957	-	-	-	461
51	<b>Total freight traffic carried(1)</b>	" "	<b>195 814</b>	<b>255 789</b>	-	<b>192</b>	<b>10 222</b>	<b>3 584</b>
52	Unloaded from railway cars in Canada	" "	190 492	236 404	-	192	406	3 007
53	Delivered to other railways in Canada	" "	5 031	7 813	-	-	9 677	116
54	Delivered to United States rail connections	" "	291	11 572	-	-	139	461

See footnote(s) at end of table.

TABLEAU 2. Marchandises payantes transportées par chemin de fer au Canada, 1981

Class II - Classe II				Classes III and IV	Grand total all Railways	Type de marchandise	No	
Toronto, Hamilton and Buffalo	Ontario Northland	Quebec North Shore and Labrador	All other Tous autres					Classes III et IV
						<b>Matières brutes, non comestibles (charge complète):</b>		
						<b>240. Lignite:</b>		
					15 320	wagon	Nombre de wagons chargés	1
					1 147 752	tonnes métriques	Chargées sur wagons au Canada	2
					91	" "	En provenance d'autres chemins de fer au Canada	3
					45	" "	En provenance des Etats-Unis:	4
					70	" "	A destination du Canada	5
						" "	A destination des Etats-Unis	6
					<b>1 147 958</b>	" "	<b>Total du trafic marchandises transportées(1)</b>	6
					1 147 774	" "	Déchargées du wagon au Canada	7
						" "	Remises aux autres chemins de fer au Canada	8
					184	" "	Remises au réseau des Etats-Unis	9
							<b>242. Houille, n.d.a.:</b>	
			1		250	wagon	Nombre de wagons chargés	10
			38		9 814	tonnes métriques	Chargées sur wagons au Canada	11
			555		1 302	" "	En provenance d'autres chemins de fer au Canada	12
						" "	En provenance des Etats-Unis:	13
			1 978		11 597	" "	A destination du Canada	14
					36	" "	A destination des Etats-Unis	15
			<b>2 571</b>		<b>22 749</b>	" "	<b>Total du trafic marchandises transportées(1)</b>	16
			1 896		21 094	" "	Déchargées du wagon au Canada	17
			649		1 593	" "	Remises aux autres chemins de fer au Canada	18
			27		63	" "	Remises au réseau des Etats-Unis	19
							<b>244. Huiles minérales brutes (de pétrole):</b>	
		16			2 273	wagon	Nombre de wagons chargés	20
		1 055			164 050	tonnes métriques	Chargées sur wagons au Canada	21
					4 437	" "	En provenance d'autres chemins de fer au Canada	22
						" "	En provenance des Etats-Unis:	23
					181	" "	A destination du Canada	24
						" "	A destination des Etats-Unis	25
		<b>1 055</b>			<b>168 668</b>	" "	<b>Total du trafic marchandises transportées(1)</b>	26
		1 055			165 280	" "	Déchargées du wagon au Canada	27
					3 389	" "	Remises aux autres chemins de fer au Canada	28
						" "	Remises au réseau des Etats-Unis	29
							<b>246. Gaz naturel et autres substances bitumineuses brutes:</b>	
		9			31	wagon	Nombre de wagons chargés	30
		891			2 338	tonnes métriques	Chargées sur wagons au Canada	31
					78	" "	En provenance d'autres chemins de fer au Canada	32
						" "	En provenance des Etats-Unis:	33
			70		745	" "	A destination du Canada	34
						" "	A destination des Etats-Unis	35
		<b>891</b>	<b>70</b>		<b>3 161</b>	" "	<b>Total du trafic marchandises transportées(1)</b>	36
		891	54		3 006	" "	Déchargées du wagon au Canada	37
			16		156	" "	Remises aux autres chemins de fer au Canada	38
						" "	Remises au réseau des Etats-Unis	39
							<b>248. Amiante non ouvré, brut ou en fibres:</b>	
	20		100		6 200	wagon	Nombre de wagons chargés	40
	1 131		5 478		322 143	tonnes métriques	Chargées sur wagons au Canada	41
			2 758		3 993	" "	En provenance d'autres chemins de fer au Canada	42
						" "	En provenance des Etats-Unis:	43
					503	" "	A destination du Canada	44
					9 018	" "	A destination des Etats-Unis	45
	<b>1 131</b>		<b>8 236</b>		<b>335 657</b>	" "	<b>Total du trafic marchandises transportées(1)</b>	46
			1 622		88 903	" "	Déchargées du wagon au Canada	47
	1 131		6 615		57 038	" "	Remises aux autres chemins de fer au Canada	48
					189 717	" "	Remises au réseau des Etats-Unis	49
							<b>250. Argile:</b>	
	2	1,609			2,309	wagon	Nombre de wagons chargés	50
	164	131 444			178 531	tonnes métriques	Chargées sur wagons au Canada	51
9 394	14 963		1 296		64 566	" "	En provenance d'autres chemins de fer au Canada	52
						" "	En provenance des Etats-Unis:	53
			39 637		415 833	" "	A destination du Canada	54
			8 040	8 941	20 550	" "	A destination des Etats-Unis	55
9 394	<b>15 127</b>	<b>131 444</b>	<b>48 973</b>	<b>8 941</b>	<b>679 480</b>	" "	<b>Total du trafic marchandises transportées(1)</b>	56
742	15 127	131 444	11 786		594 600	" "	Déchargées du wagon au Canada	57
3 651			36 155		62 443	" "	Remises aux autres chemins de fer au Canada	58
			1 031	8 941	22 435	" "	Remises au réseau des Etats-Unis	59

Voir note(s) à la fin du tableau.

TABLE 2. Revenue Freight Carried by Railways Within Canada, 1981

No.	Commodity		Class I - Classe I		Class II - Classe II			
			Canadian National Canadien National	Canadian Pacific Canadien Pacifique	Algoma Central	British Columbia Railway	Canada Southern (Consolidated Rail)	Chesapeake and Ohio
<b>Crude materials, inedible (C.L.):</b>								
<b>252. Other crude refractory materials:</b>								
1	Number of railway cars loaded	carloads	25	-	-	-	-	-
2	Loaded onto railway cars in Canada	metric tonnes	1 620	-	-	-	-	-
3	Received from other railways in Canada	" "	-	70	-	-	-	-
Received from United States rail:								
4	Destined to Canadian points	" "	1 794	187	-	-	-	-
5	Destined to United States points	" "	-	-	-	-	-	-
6	<b>Total freight traffic carried(1)</b>	" "	<b>3 414</b>	<b>257</b>	-	-	-	-
7	Unloaded from railway cars in Canada	" "	3 244	257	-	-	-	-
8	Delivered to other railways in Canada	" "	171	-	-	-	-	-
9	Delivered to United States rail connections	" "	-	-	-	-	-	-
<b>254. Natural abrasives:</b>								
10	Number of railway cars loaded	carloads	20	-	-	-	-	-
11	Loaded onto railway cars in Canada	metric tonnes	898	-	-	-	-	-
12	Received from other railways in Canada	" "	2 366	14 601	-	-	-	-
Received from United States rail:								
13	Destined to Canadian points	" "	19 501	8 930	-	-	111	-
14	Destined to United States points	" "	-	1 765	-	-	-	164
15	<b>Total freight traffic carried(1)</b>	" "	<b>22 765</b>	<b>25 296</b>	-	-	<b>111</b>	<b>164</b>
16	Unloaded from railway cars in Canada	" "	21 738	23 238	-	-	27	-
17	Delivered to other railways in Canada	" "	310	293	-	-	83	-
18	Delivered to United States rail connections	" "	717	1 765	-	-	-	164
<b>256. Sand, industrial:</b>								
19	Number of railway cars loaded	carloads	2,719	1,967	-	-	-	1
20	Loaded onto railway cars in Canada	metric tonnes	122 575	157 278	-	-	-	90
21	Received from other railways in Canada	" "	2 721	51 289	-	662	127	-
Received from United States rail:								
22	Destined to Canadian points	" "	247 877	301 496	-	-	9 442	1 553
23	Destined to United States points	" "	1 057	2 834	-	-	-	6 783
24	<b>Total freight traffic carried(1)</b>	" "	<b>374 230</b>	<b>512 897</b>	-	<b>662</b>	<b>9 569</b>	<b>8 426</b>
25	Unloaded from railway cars in Canada	" "	354 581	462 573	-	662	3 710	553
26	Delivered to other railways in Canada	" "	17 852	7 995	-	-	5 732	1 090
27	Delivered to United States rail connections	" "	1 796	42 328	-	-	127	6 783
<b>258. Sand, n.e.s.:</b>								
28	Number of railway cars loaded	carloads	22	4	-	-	-	-
29	Loaded onto railway cars in Canada	metric tonnes	1 073	86	-	-	-	-
30	Received from other railways in Canada	" "	45	72	-	-	-	-
Received from United States rail:								
31	Destined to Canadian points	" "	5 419	2 744	-	-	386	50
32	Destined to United States points	" "	-	-	-	-	-	54
33	<b>Total freight traffic carried(1)</b>	" "	<b>8 537</b>	<b>2 902</b>	-	-	<b>386</b>	<b>104</b>
34	Unloaded from railway cars in Canada	" "	6 344	2 849	-	-	-	-
35	Delivered to other railways in Canada	" "	193	53	-	-	386	50
36	Delivered to United States rail connections	" "	-	-	-	-	-	54
<b>260. Gravel:</b>								
37	Number of railway cars loaded	carloads	8	9	-	-	-	-
38	Loaded onto railway cars in Canada	metric tonnes	494	692	-	-	-	-
39	Received from other railways in Canada	" "	24	73	-	-	-	-
Received from United States rail:								
40	Destined to Canadian points	" "	1 246	479	-	-	-	-
41	Destined to United States points	" "	-	-	-	-	-	-
42	<b>Total freight traffic carried(1)</b>	" "	<b>1 764</b>	<b>1 244</b>	-	-	-	-
43	Unloaded from railway cars in Canada	" "	1 764	1 245	-	-	-	-
44	Delivered to other railways in Canada	" "	-	-	-	-	-	-
45	Delivered to United States rail connections	" "	-	-	-	-	-	-
<b>262. Building stone, rough:</b>								
46	Number of railway cars loaded	carloads	3	51	-	-	-	-
47	Loaded onto railway cars in Canada	metric tonnes	113	2 375	-	-	-	-
48	Received from other railways in Canada	" "	-	-	-	-	-	-
Received from United States rail:								
49	Destined to Canadian points	" "	272	1 038	-	-	-	-
50	Destined to United States points	" "	5 434	-	-	-	-	-
51	<b>Total freight traffic carried(1)</b>	" "	<b>5 819</b>	<b>3 413</b>	-	-	-	-
52	Unloaded from railway cars in Canada	" "	386	1 644	-	-	-	-
53	Delivered to other railways in Canada	" "	-	-	-	-	-	-
54	Delivered to United States rail connections	" "	5 434	1 769	-	-	-	-

See footnote(s) at end of table

TABLEAU 2. Marchandises payantes transportées par chemin de fer au Canada, 1981

Class II - Classe II				Classes III and IV	Grand total all Railways	Type de marchandise	No	
Toronto, Hamilton and Buffalo	Ontario Northland	Quebec North Shore and Labrador	All other Tous autres					Classes III et IV
						<b>Matières brutes, non comestibles (charge complète):</b>		
						<b>252. Autres matières réfractaires brutes:</b>		
					25	wagon	Nombre de wagons chargés	1
					1 620	tonnes métriques	Chargées sur wagons au Canada	2
					123	" "	En provenance d'autres chemins de fer au Canada	3
						" "	En provenance des Etats-Unis:	
					2 099	" "	A destination du Canada	4
						" "	A destination des Etats-Unis	5
					<b>3 842</b>	" "	<b>Total du trafic marchandises transportées(1)</b>	<b>6</b>
					3 636	" "	Dechargées du wagon au Canada	7
					207	" "	Remises aux autres chemins de fer au Canada	8
						" "	Remises au réseau des Etats-Unis	9
							<b>254. Abrasifs naturels:</b>	
					21	wagon	Nombre de wagons chargés	10
					934	tonnes métriques	Chargées sur wagons au Canada	11
					17 603	" "	En provenance d'autres chemins de fer au Canada	12
						" "	En provenance des Etats-Unis:	
					57 833	" "	A destination du Canada	13
					1 929	" "	A destination des Etats-Unis	14
					<b>78 299</b>	" "	<b>Total du trafic marchandises transportées(1)</b>	<b>15</b>
					52 578	" "	Dechargées du wagon au Canada	16
					23 073	" "	Remises aux autres chemins de fer au Canada	17
					2 646	" "	Remises au réseau des Etats-Unis	18
							<b>256. Sable, d'usage industriel:</b>	
					4 689	wagon	Nombre de wagons chargés	19
					280 107	tonnes métriques	Chargées sur wagons au Canada	20
					63 853	" "	En provenance d'autres chemins de fer au Canada	21
						" "	En provenance des Etats-Unis:	
					680 946	" "	A destination du Canada	22
					25 085	" "	A destination des Etats-Unis	23
					<b>1 049 991</b>	" "	<b>Total du trafic marchandises transportées(1)</b>	<b>24</b>
					889 612	" "	Dechargées du wagon au Canada	25
					109 170	" "	Remises aux autres chemins de fer au Canada	26
					51 209	" "	Remises au réseau des Etats-Unis	27
							<b>258. Sable, n.d.a.:</b>	
					38	wagon	Nombre de wagons chargés	28
					1 976	tonnes métriques	Chargées sur wagons au Canada	29
					697	" "	En provenance d'autres chemins de fer au Canada	30
						" "	En provenance des Etats-Unis:	
					9 422	" "	A destination du Canada	31
					54	" "	A destination des Etats-Unis	32
					<b>12 149</b>	" "	<b>Total du trafic marchandises transportées(1)</b>	<b>33</b>
					11 251	" "	Dechargées du wagon au Canada	34
					844	" "	Remises aux autres chemins de fer au Canada	35
					54	" "	Remises au réseau des Etats-Unis	36
							<b>260. Gravier:</b>	
					28	wagon	Nombre de wagons chargés	37
					1 889	tonnes métriques	Chargées sur wagons au Canada	38
					334	" "	En provenance d'autres chemins de fer au Canada	39
						" "	En provenance des Etats-Unis:	
					1 826	" "	A destination du Canada	40
						" "	A destination des Etats-Unis	41
					<b>4 029</b>	" "	<b>Total du trafic marchandises transportées(1)</b>	<b>42</b>
					3 753	" "	Dechargées du wagon au Canada	43
					277	" "	Remises aux autres chemins de fer au Canada	44
						" "	Remises au réseau des Etats-Unis	45
							<b>262. Pierres de construction brutes:</b>	
					54	wagon	Nombre de wagons chargés	46
					2 488	tonnes métriques	Chargées sur wagons au Canada	47
					142	" "	En provenance d'autres chemins de fer au Canada	48
						" "	En provenance des Etats-Unis:	
					1 310	" "	A destination du Canada	49
					5 434	" "	A destination des Etats-Unis	50
					<b>9 374</b>	" "	<b>Total du trafic marchandises transportées(1)</b>	<b>51</b>
					2 030	" "	Dechargées du wagon au Canada	52
					142	" "	Remises aux autres chemins de fer au Canada	53
					7 203	" "	Remises au réseau des Etats-Unis	54

Voir note(s) à la fin du tableau.



TABLE 2. Revenue Freight Carried by Railways Within Canada, 1981

No.	Commodity		Class I - Classe I		Class II - Classe II			
			Canadian National Canadien National	Canadian Pacific Canadien Pacifique	Algoma Central	British Columbia Railway	Canada Southern (Consolidated Rail)	Chesapeake and Ohio
<b>Crude materials, inedible (C.L.):</b>								
<b>264. Silica or silox, n.e.s.:</b>								
1	Number of railway cars loaded	carloads	102	5	-	-	-	-
2	Loaded onto railway cars in Canada	metric tonnes	6 275	241	-	-	-	-
3	Received from other railways in Canada	" "	-	314	-	-	460	-
Received from United States rail:								
4	Destined to Canadian points	" "	4 980	1 432	-	-	175	-
5	Destined to United States points	" "	-	526	-	-	-	-
6	<b>Total freight traffic carried(1)</b>	" "	<b>11 255</b>	<b>2 513</b>	-	-	<b>635</b>	-
7	Unloaded from railway cars in Canada	" "	11 209	1 628	-	-	-	-
8	Delivered to other railways in Canada	" "	-	241	-	-	175	-
9	Delivered to United States rail connections	" "	45	644	-	-	460	-
<b>266. Agricultural limestone:</b>								
10	Number of railway cars loaded	carloads	748	154	-	-	-	-
11	Loaded onto railway cars in Canada	metric tonnes	47 479	10 157	-	-	-	-
12	Received from other railways in Canada	" "	-	1 298	-	-	-	-
Received from United States rail:								
13	Destined to Canadian points	" "	1 569	163	-	-	109	-
14	Destined to United States points	" "	223	171	-	-	-	-
15	<b>Total freight traffic carried(1)</b>	" "	<b>49 271</b>	<b>11 789</b>	-	-	<b>109</b>	-
16	Unloaded from railway cars in Canada	" "	48 660	10 141	-	-	-	-
17	Delivered to other railways in Canada	" "	262	54	-	-	109	-
18	Delivered to United States rail connections	" "	350	1 593	-	-	-	-
<b>268. Limestone, furnace or foundry and fluxing stone:</b>								
19	Number of railway cars loaded	carloads	1	811	2,724	-	-	-
20	Loaded onto railway cars in Canada	metric tonnes	23	60 746	238 277	-	-	-
21	Received from other railways in Canada	" "	-	-	-	-	-	-
Received from United States rail:								
22	Destined to Canadian points	" "	-	-	-	-	-	-
23	Destined to United States points	" "	-	-	-	-	-	-
24	<b>Total freight traffic carried(1)</b>	" "	<b>23</b>	<b>60 746</b>	<b>238 277</b>	-	-	-
25	Unloaded from railway cars in Canada	" "	23	60 746	238 277	-	-	-
26	Delivered to other railways in Canada	" "	-	-	-	-	-	-
27	Delivered to United States rail connections	" "	-	-	-	-	-	-
<b>270. Limestone, crushed or broken, n.e.s.:</b>								
28	Number of railway cars loaded	carloads	49,790	7,010	-	-	-	-
29	Loaded onto railway cars in Canada	metric tonnes	3 558 232	527 911	-	-	-	-
30	Received from other railways in Canada	" "	9 985	10 159	-	-	765	-
Received from United States rail:								
31	Destined to Canadian points	" "	24 139	5 310	-	-	1 070	-
32	Destined to United States points	" "	240	-	-	-	-	954
33	<b>Total freight traffic carried(1)</b>	" "	<b>3 592 596</b>	<b>543 380</b>	-	-	<b>1 835</b>	<b>954</b>
34	Unloaded from railway cars in Canada	" "	3 576 607	530 684	-	-	113	-
35	Delivered to other railways in Canada	" "	122	11 726	-	-	956	-
36	Delivered to United States rail connections	" "	15 869	969	-	-	765	954
<b>272. Stone, n.e.s. including stones refuse:</b>								
37	Number of railway cars loaded	carloads	1,194	1,057	-	69	-	-
38	Loaded onto railway cars in Canada	metric tonnes	82 830	72 702	-	5 817	-	-
39	Received from other railways in Canada	" "	295	6 960	-	580	73	-
Received from United States rail:								
40	Destined to Canadian points	" "	2 045	5 130	-	-	-	-
41	Destined to United States points	" "	7 791	316	-	-	-	-
42	<b>Total freight traffic carried(1)</b>	" "	<b>92 961</b>	<b>85 108</b>	-	<b>6 397</b>	<b>73</b>	-
43	Unloaded from railway cars in Canada	" "	85 169	67 684	-	6 397	-	-
44	Delivered to other railways in Canada	" "	-	9 806	-	-	-	-
45	Delivered to United States rail connections	" "	7 791	7 618	-	-	73	-
<b>274. Barytes, natural:</b>								
46	Number of railway cars loaded	carloads	6	848	-	-	-	-
47	Loaded onto railway cars in Canada	metric tonnes	392	57 900	-	-	-	-
48	Received from other railways in Canada	" "	8 362	64	-	1 043	-	-
Received from United States rail:								
49	Destined to Canadian points	" "	10 106	826	-	-	-	-
50	Destined to United States points	" "	-	-	-	-	-	-
51	<b>Total freight traffic carried(1)</b>	" "	<b>18 860</b>	<b>58 790</b>	-	<b>1 043</b>	-	-
52	Unloaded from railway cars in Canada	" "	18 860	46 862	-	1 043	-	-
53	Delivered to other railways in Canada	" "	-	11 927	-	-	-	-
54	Delivered to United States rail connections	" "	-	-	-	-	-	-

See footnote(s) at end of table

TABLEAU 2. Marchandises payantes transportées par chemin de fer au Canada, 1981

Class II - Classe II				Classes III and IV Classes III et IV	Grand total all Railways Total général tous chemins de fer	Type de marchandise	No	
Toronto, Hamilton and Buffalo	Ontario Northland	Quebec North Shore and Labrador	All other Tous autres					
						<b>Matières brutes, non comestibles (charge complète):</b>		
						<b>264. Silice ou silex, n.d.a.:</b>		
					107	wagon	Nombre de wagons chargés	1
					6 516	tonnes métriques	Chargées sur wagons au Canada	2
608			239		1 621	" "	En provenance d'autres chemins de fer au Canada	3
						" "	En provenance des Etats-Unis:	
			2 393		8 980	" "	A destination du Canada	4
					526	" "	A destination des Etats-Unis	5
<b>608</b>			<b>2 632</b>		<b>17 643</b>	" "	<b>Total du trafic marchandises transportées(1)</b>	<b>6</b>
			1 751		14 588	" "	Déchargées du wagon au Canada	7
608			882		1 906	" "	Remises aux autres chemins de fer au Canada	8
					1 149	" "	Remises au réseau des Etats-Unis	9
							<b>266. Pierres calcaires, d'usage agricole:</b>	
					902	wagon	Nombre de wagons chargés	10
					57 636	tonnes métriques	Chargées sur wagons au Canada	11
			223		1 521	" "	En provenance d'autres chemins de fer au Canada	12
						" "	En provenance des Etats-Unis:	
			657		2 498	" "	A destination du Canada	13
					394	" "	A destination des Etats-Unis	14
			<b>880</b>		<b>62 049</b>	" "	<b>Total du trafic marchandises transportées(1)</b>	<b>15</b>
					59 548	" "	Déchargées du wagon au Canada	16
					471	" "	Remises aux autres chemins de fer au Canada	17
			46		2 030	" "	Remises au réseau des Etats-Unis	18
			87					
							<b>268. Pierres calcaires (usage industriel) et castines:</b>	
					3 536	wagon	Nombre de wagons chargés	19
					299 046	tonnes métriques	Chargées sur wagons au Canada	20
						" "	En provenance d'autres chemins de fer au Canada	21
						" "	En provenance des Etats-Unis:	
						" "	A destination du Canada	22
						" "	A destination des Etats-Unis	23
					<b>299 046</b>	" "	<b>Total du trafic marchandises transportées(1)</b>	<b>24</b>
					299 046	" "	Déchargées du wagon au Canada	25
						" "	Remises aux autres chemins de fer au Canada	26
						" "	Remises au réseau des Etats-Unis	27
							<b>270. Pierres calcaires concassées, n.d.a.:</b>	
			1		56 801	wagon	Nombre de wagons chargés	28
			46		4 086 189	tonnes métriques	Chargées sur wagons au Canada	29
961			2 435		24 305	" "	En provenance d'autres chemins de fer au Canada	30
						" "	En provenance des Etats-Unis:	
			20 021		50 540	" "	A destination du Canada	31
			1 020		2 214	" "	A destination des Etats-Unis	32
<b>961</b>			<b>23 522</b>		<b>4 163 248</b>	" "	<b>Total du trafic marchandises transportées(1)</b>	<b>33</b>
					4 116 097	" "	Déchargées du wagon au Canada	34
36			8 657		28 593	" "	Remises aux autres chemins de fer au Canada	35
924			14 865		18 557	" "	Remises au réseau des Etats-Unis	36
							<b>272. Pierres, n.d.a., y compris les débris de pierres:</b>	
					2 326	wagon	Nombre de wagons chargés	37
					161 739	tonnes métriques	Chargées sur wagons au Canada	38
73					18 603	" "	En provenance d'autres chemins de fer au Canada	39
						" "	En provenance des Etats-Unis:	
			3 606		10 781	" "	A destination du Canada	40
			5 459		13 566	" "	A destination des Etats-Unis	41
<b>73</b>	<b>142</b>	<b>248</b>	<b>19 687</b>		<b>204 689</b>	" "	<b>Total du trafic marchandises transportées(1)</b>	<b>42</b>
					171 230	" "	Déchargées du wagon au Canada	43
			11 649		17 329	" "	Remises aux autres chemins de fer au Canada	44
73			7 391		16 130	" "	Remises au réseau des Etats-Unis	45
			648					
							<b>274. Barytine:</b>	
					854	wagon	Nombre de wagons chargés	46
					58 292	tonnes métriques	Chargées sur wagons au Canada	47
					9 469	" "	En provenance d'autres chemins de fer au Canada	48
						" "	En provenance des Etats-Unis:	
			1 513		12 445	" "	A destination du Canada	49
						" "	A destination des Etats-Unis	50
			<b>1 513</b>		<b>80 206</b>	" "	<b>Total du trafic marchandises transportées(1)</b>	<b>51</b>
					66 784	" "	Déchargées du wagon au Canada	52
			19		13 421	" "	Remises aux autres chemins de fer au Canada	53
			1 494			" "	Remises au réseau des Etats-Unis	54

Voir note(s) à la fin du tableau.

TABLE 2. Revenue Freight Carried by Railways Within Canada, 1981

Commodity		Class I - Classe I		Class II - Classe II			
		Canadian National	Canadian Pacific	Algoma Central	British Columbia Railway	Canada Southern (Consolidated Rail)	Chesapeake and Ohio
No		Canadian National	Canadien Pacifique				
<b>Crude materials, inedible (C.L.):</b>							
<b>276. Gypsum:</b>							
1	Number of railway cars loaded	carloads	33,272	25,620	-	-	-
2	Loaded onto railway cars in Canada	metric tonnes	2 846 776	1 916 792	-	-	-
3	Received from other railways in Canada	" "	847	-	-	-	-
	Received from United States rail:						
4	Destined to Canadian points	" "	1 521	1 285	-	-	-
5	Destined to United States points	" "	-	-	-	-	-
6	<b>Total freight traffic carried(1)</b>	" "	<b>2 849 144</b>	<b>1 918 077</b>	-	-	-
7	Unloaded from railway cars in Canada	" "	2 849 122	1 896 556	-	-	-
8	Delivered to other railways in Canada	" "	23	811	-	-	-
9	Delivered to United States rail connections	" "	-	20 711	-	-	-
<b>278. Pyrites, iron, except roasted:</b>							
10	Number of railway cars loaded	carloads	-	293	-	-	-
11	Loaded onto railway cars in Canada	metric tonnes	-	19 946	-	-	-
12	Received from other railways in Canada	" "	-	10 207	-	-	-
	Received from United States rail:						
13	Destined to Canadian points	" "	-	93	-	-	-
14	Destined to United States points	" "	-	-	-	-	-
15	<b>Total freight traffic carried(1)</b>	" "	-	<b>30 246</b>	-	-	-
16	Unloaded from railway cars in Canada	" "	-	19 770	-	-	-
17	Delivered to other railways in Canada	" "	-	269	-	-	-
18	Delivered to United States rail connections	" "	-	10 207	-	-	-
<b>280. Nepheline syenite:</b>							
19	Number of railway cars loaded	carloads	-	4,370	-	-	-
20	Loaded onto railway cars in Canada	metric tonnes	-	339 819	-	-	-
21	Received from other railways in Canada	" "	6 543	171	-	-	-
	Received from United States rail:					106 756	-
22	Destined to Canadian points	" "	-	226	-	-	83
23	Destined to United States points	" "	-	-	-	-	-
24	<b>Total freight traffic carried(1)</b>	" "	<b>6 543</b>	<b>340 216</b>	-	-	<b>106 839</b>
25	Unloaded from railway cars in Canada	" "	6 543	104 344	-	-	-
26	Delivered to other railways in Canada	" "	-	102 145	-	-	83
27	Delivered to United States rail connections	" "	-	133 726	-	-	106 756
<b>282. Phosphate rock:</b>							
28	Number of railway cars loaded	carloads	9,358	1	-	-	-
29	Loaded onto railway cars in Canada	metric tonnes	820 891	91	-	-	-
30	Received from other railways in Canada	" "	14 452	103	-	218	-
	Received from United States rail:						
31	Destined to Canadian points	" "	1 686	1 507 155	-	-	13 676
32	Destined to United States points	" "	-	46	-	-	-
33	<b>Total freight traffic carried(1)</b>	" "	<b>837 029</b>	<b>1 507 395</b>	-	<b>218</b>	<b>13 676</b>
34	Unloaded from railway cars in Canada	" "	836 394	1 162 484	-	218	227 893
35	Delivered to other railways in Canada	" "	-	344 799	-	-	-
36	Delivered to United States rail connections	" "	635	112	-	-	-
<b>284. Common salt, rock or bulk:</b>							
37	Number of railway cars loaded	carloads	8,371	1,817	-	-	2
38	Loaded onto railway cars in Canada	metric tonnes	661 012	161 199	-	-	73
39	Received from other railways in Canada	" "	1 043	7 889	-	8 199	-
	Received from United States rail:						
40	Destined to Canadian points	" "	-	-	-	1 144	-
41	Destined to United States points	" "	-	-	-	-	73 728
42	<b>Total freight traffic carried(1)</b>	" "	<b>662 055</b>	<b>169 088</b>	-	<b>9 343</b>	<b>73 801</b>
43	Unloaded from railway cars in Canada	" "	629 975	148 508	-	8 250	-
44	Delivered to other railways in Canada	" "	32 080	17 588	-	-	-
45	Delivered to United States rail connections	" "	-	2 991	-	1 093	73 800
<b>286. Common salt, n.e.s.:</b>							
46	Number of railway cars loaded	carloads	1,200	244	-	2	-
47	Loaded onto railway cars in Canada	metric tonnes	64 013	19 946	-	44	-
48	Received from other railways in Canada	" "	45	652	-	-	-
	Received from United States rail:						
49	Destined to Canadian points	" "	1 060	311	-	-	45
50	Destined to United States points	" "	287	-	-	-	7 125
51	<b>Total freight traffic carried(1)</b>	" "	<b>65 405</b>	<b>20 909</b>	-	<b>44</b>	<b>7 589</b>
52	Unloaded from railway cars in Canada	" "	62 868	20 629	-	44	123
53	Delivered to other railways in Canada	" "	2 082	-	-	-	340
54	Delivered to United States rail connections	" "	454	280	-	-	7 125

See footnote(s) at end of table.

TABLEAU 2. Marchandises payantes transportées par chemin de fer au Canada, 1981

Class II - Classe II				Classes III and IV	Grand total all Railways	Type de marchandise	No
Toronto, Hamilton and Buffalo	Ontario Northland	Quebec North Shore and Labrador	All other Tous autres	Classes III et IV	Total général tous chemins de fer		
						<b>Matières brutes, non comestibles (charge complète):</b>	
						<b>276. Gypse:</b>	
					58 892	wagon	Nombre de wagons chargés
					4 763 568	tonnes métriques	Chargées sur wagons au Canada
			47		894	"	En provenance d'autres chemins de fer au Canada
						"	En provenance des Etats-Unis:
			278		3 084	"	A destination du Canada
						"	A destination des Etats-Unis
			<b>325</b>		<b>4 767 546</b>	"	<b>Total du trafic marchandises transportées(1)</b>
			192		4 745 870	"	Déchargées du wagon au Canada
			133		967	"	Remises aux autres chemins de fer au Canada
					20 711	"	Remises au réseau des Etats-Unis
							<b>278. Pyrites de fer (sauf frittées):</b>
	152				445	wagon	Nombre de wagons chargés
	10 225				30 171	tonnes métriques	Chargées sur wagons au Canada
			233		10 440	"	En provenance d'autres chemins de fer au Canada
						"	En provenance des Etats-Unis:
						"	A destination du Canada
						"	A destination des Etats-Unis
	<b>10 225</b>		<b>233</b>		<b>40 704</b>	"	<b>Total du trafic marchandises transportées(1)</b>
					19 770	"	Déchargées du wagon au Canada
	10 225				10 494	"	Remises aux autres chemins de fer au Canada
			233		10 440	"	Remises au réseau des Etats-Unis
							<b>280. Syénite néphélinique:</b>
			2		4 372	wagon	Nombre de wagons chargés
			69		339 888	tonnes métriques	Chargées sur wagons au Canada
30 796			4 445		208 711	"	En provenance d'autres chemins de fer au Canada
						"	En provenance des Etats-Unis:
						"	A destination du Canada
						"	A destination des Etats-Unis
90 796			<b>4 514</b>		<b>548 908</b>	"	<b>Total du trafic marchandises transportées(1)</b>
					115 332	"	Déchargées du wagon au Canada
50 796			4 445		193 024	"	Remises aux autres chemins de fer au Canada
			69		240 551	"	Remises au réseau des Etats-Unis
							<b>282. Roche phosphatée:</b>
					9 359	wagon	Nombre de wagons chargés
					820 982	tonnes métriques	Chargées sur wagons au Canada
359 064					373 837	"	En provenance d'autres chemins de fer au Canada
			109		1 750 519	"	En provenance des Etats-Unis:
			66		112	"	A destination du Canada
						"	A destination des Etats-Unis
<b>359 064</b>			<b>175</b>		<b>2 945 450</b>	"	<b>Total du trafic marchandises transportées(1)</b>
359 064					2 586 053	"	Déchargées du wagon au Canada
			175		358 650	"	Remises aux autres chemins de fer au Canada
					747	"	Remises au réseau des Etats-Unis
							<b>284. Sel gemme de saline:</b>
					10 190	wagon	Nombre de wagons chargés
					822 284	tonnes métriques	Chargées sur wagons au Canada
28	21 475		18 000		56 634	"	En provenance d'autres chemins de fer au Canada
			12 078		13 222	"	En provenance des Etats-Unis:
					73 728	"	A destination du Canada
						"	A destination des Etats-Unis
<b>28</b>	<b>21 475</b>		<b>30 078</b>		<b>965 868</b>	"	<b>Total du trafic marchandises transportées(1)</b>
28			30 078		816 839	"	Déchargées du wagon au Canada
	21 475				71 143	"	Remises aux autres chemins de fer au Canada
					77 884	"	Remises au réseau des Etats-Unis
							<b>286. Sel commun, n.d.a.:</b>
		209			1 655	wagon	Nombre de wagons chargés
		7 876			91 879	tonnes métriques	Chargées sur wagons au Canada
			389		1 086	"	En provenance d'autres chemins de fer au Canada
						"	En provenance des Etats-Unis:
			544		2 424	"	A destination du Canada
					7 412	"	A destination des Etats-Unis
		<b>7 876</b>	<b>933</b>		<b>102 801</b>	"	<b>Total du trafic marchandises transportées(1)</b>
		7 563	684		91 911	"	Déchargées du wagon au Canada
		313	249		3 029	"	Remises aux autres chemins de fer au Canada
					7 859	"	Remises au réseau des Etats-Unis

Voir note(s) à la fin du tableau.

TABLE 2. Revenue Freight Carried by Railways Within Canada, 1981

Commodity		Class I - Classe I		Class II - Classe II			
		Canadian National Canadien National	Canadian Pacific Canadien Pacifique	Algoma Central	British Columbia Railway	Canada Southern (Consolidated Rail)	Chesapeake and Ohio
<b>Crude materials, inedible (C.L.):</b>							
<b>288. Liquid sulphur:</b>							
1	Number of railway cars loaded	carloads	11 839	9 699	-	-	43
2	Loaded onto railway cars in Canada	metric tonnes	1 029 479	864 936	-	-	3 764
3	Received from other railways in Canada	" "	45 258	118 007	7 410	-	3 602
	Received from United States rail:					6 328	
4	Destined to Canadian points	" "	-	21	-	-	-
5	Destined to United States points	" "	-	-	-	-	5 850
6	<b>Total freight traffic carried(1)</b>	" "	<b>1 074 737</b>	<b>982 964</b>	<b>7 410</b>	<b>6 328</b>	<b>13 216</b>
7	Unloaded from railway cars in Canada	" "	222 591	107 940	-	-	3 602
8	Delivered to other railways in Canada	" "	204 473	69 723	7 410	-	3 437
9	Delivered to United States rail connections	" "	647 672	805 302	-	-	6 176
<b>290. Sulphur, n.e.s.:</b>							
10	Number of railway cars loaded	carloads	42 936	26 258	-	3 713	-
11	Loaded onto railway cars in Canada	metric tonnes	3 433 000	2 176 582	-	320 886	-
12	Received from other railways in Canada	" "	13 265	18 338	-	88	-
	Received from United States rail:					1 348	
13	Destined to Canadian points	" "	-	-	-	-	-
14	Destined to United States points	" "	-	-	-	-	-
15	<b>Total freight traffic carried(1)</b>	" "	<b>3 446 265</b>	<b>2 194 920</b>	<b>-</b>	<b>320 974</b>	<b>1 348</b>
16	Unloaded from railway cars in Canada	" "	3 422 870	2 140 210	-	281 812	-
17	Delivered to other railways in Canada	" "	18 517	17 685	-	31 768	-
18	Delivered to United States rail connections	" "	4 878	37 025	-	7 394	-
<b>292. Non-metallic minerals, crude, n.e.s.:</b>							
19	Number of railway cars loaded	carloads	165	606	-	-	3
20	Loaded onto railway cars in Canada	metric tonnes	9 186	41 420	-	-	159
21	Received from other railways in Canada	" "	2 210	13 229	-	-	2 289
	Received from United States rail:					-	-
22	Destined to Canadian points	" "	41 057	26 452	-	-	1 967
23	Destined to United States points	" "	5 286	32 812	-	-	2 263
24	<b>Total freight traffic carried(1)</b>	" "	<b>57 739</b>	<b>113 913</b>	<b>-</b>	<b>4 415</b>	<b>2 283</b>
25	Unloaded from railway cars in Canada	" "	51 388	28 297	-	-	-
26	Delivered to other railways in Canada	" "	351	6 132	-	-	1 967
27	Delivered to United States rail connections	" "	6 000	79 484	-	-	2 448
<b>294. Textile rags and waste n.e.s.:</b>							
28	Number of railway cars loaded	carloads	204	101	-	-	-
29	Loaded onto railway cars in Canada	metric tonnes	6 722	2 589	-	-	-
30	Received from other railways in Canada	" "	83	2 171	-	-	27
	Received from United States rail:					-	-
31	Destined to Canadian points	" "	10 200	3 403	-	-	1 672
32	Destined to United States points	" "	887	120	-	-	253
33	<b>Total freight traffic carried(1)</b>	" "	<b>17 892</b>	<b>8 283</b>	<b>-</b>	<b>-</b>	<b>1 699</b>
34	Unloaded from railway cars in Canada	" "	13 919	6 946	-	-	-
35	Delivered to other railways in Canada	" "	45	429	-	-	1 672
36	Delivered to United States rail connections	" "	3 929	907	-	-	27
<b>296. Paper waste:</b>							
37	Number of railway cars loaded	carloads	1 853	446	-	-	-
38	Loaded onto railway cars in Canada	metric tonnes	64 908	14 453	-	-	-
39	Received from other railways in Canada	" "	3 642	11 842	3 549	-	515
	Received from United States rail:					-	-
40	Destined to Canadian points	" "	106 591	8 268	-	-	3 855
41	Destined to United States points	" "	5 989	20 577	-	-	2 010
42	<b>Total freight traffic carried(1)</b>	" "	<b>181 130</b>	<b>55 140</b>	<b>3 549</b>	<b>-</b>	<b>4 370</b>
43	Unloaded from railway cars in Canada	" "	149 899	25 895	3 207	-	51
44	Delivered to other railways in Canada	" "	14 760	4 824	342	-	3 804
45	Delivered to United States rail connections	" "	16 472	24 421	-	-	515
<b>298. Slag (excluding basic) and ashes, waste:</b>							
46	Number of railway cars loaded	carloads	98	128	-	-	-
47	Loaded onto railway cars in Canada	metric tonnes	5 361	10 433	-	-	-
48	Received from other railways in Canada	" "	630	69 192	-	-	45
	Received from United States rail:					-	-
49	Destined to Canadian points	" "	3 718	4 954	-	-	16 951
50	Destined to United States points	" "	-	36	-	-	1 172
51	<b>Total freight traffic carried(1)</b>	" "	<b>9 709</b>	<b>84 615</b>	<b>-</b>	<b>-</b>	<b>16 996</b>
52	Unloaded from railway cars in Canada	" "	7 503	73 551	-	-	-
53	Delivered to other railways in Canada	" "	1 933	10 851	-	-	16 951
54	Delivered to United States rail connections	" "	273	213	-	-	45

See footnote(s) at end of table.



TABLEAU 2. Marchandises payantes transportées par chemin de fer au Canada, 1981

Class II - Classe II				Classes III et IV	Grand total all Railways	Type de marchandise	No	
Toronto, Hamilton and Buffalo	Ontario Northland	Quebec North Shore and Labrador	All other Tous autres					
						<b>Matières brutes, non comestibles (charge complète):</b>		
						<b>288. Soufre liquide:</b>		
			38		21 619	wagon	Nombre de wagons chargés	1
			447		1 898 626	tonnes métriques	Chargées sur wagons au Canada	2
62 011	84		47 847		290 547	" "	En provenance d'autres chemins de fer au Canada	3
			36		57	" "	En provenance des Etats-Unis:	
					5 850	" "	A destination du Canada	4
						" "	A destination des Etats-Unis	5
<b>62 011</b>	<b>84</b>		<b>48 330</b>		<b>2 195 080</b>	" "	<b>Total du trafic marchandises transportées(1)</b>	<b>6</b>
55 775			9 771		399 679	" "	Déchargées du wagon au Canada	7
6 236	84		305		291 668	" "	Remises aux autres chemins de fer au Canada	8
			38 254		1 503 732	" "	Remises au réseau des Etats-Unis	9
							<b>290. Soufre, n.d.s.:</b>	
					72 907	wagon	Nombre de wagons chargés	10
					5 930 468	tonnes métriques	Chargées sur wagons au Canada	11
1 552	6 842		1 453		42 886	" "	En provenance d'autres chemins de fer au Canada	12
						" "	En provenance des Etats-Unis:	
			133		133	" "	A destination du Canada	13
						" "	A destination des Etats-Unis	14
<b>1 552</b>	<b>6 842</b>		<b>1 586</b>		<b>5 973 487</b>	" "	<b>Total du trafic marchandises transportées(1)</b>	<b>15</b>
204	6 842		51		5 853 337	" "	Déchargées du wagon au Canada	16
1 348			133		69 451	" "	Remises aux autres chemins de fer au Canada	17
			1 402		50 699	" "	Remises au réseau des Etats-Unis	18
							<b>292. Minéraux non métalliques bruts, n.d.s.:</b>	
			3		800	wagon	Nombre de wagons chargés	19
	23		44		51 962	tonnes métriques	Chargées sur wagons au Canada	20
1 184	1 153		3 685		25 603	" "	En provenance d'autres chemins de fer au Canada	21
	36					" "	En provenance des Etats-Unis:	
			13 412		82 888	" "	A destination du Canada	22
			11 188	1 384	52 933	" "	A destination des Etats-Unis	23
4 154	<b>1 189</b>		<b>28 329</b>	<b>1 384</b>	<b>213 386</b>	" "	<b>Total du trafic marchandises transportées(1)</b>	<b>24</b>
1 150	4		10 632		91 471	" "	Déchargées du wagon au Canada	25
3 004	1 186		14 532		27 172	" "	Remises aux autres chemins de fer au Canada	26
			3 166	1 384	94 745	" "	Remises au réseau des Etats-Unis	27
							<b>294. Chiffons et déchets de textiles, n.d.s.:</b>	
			1		306	wagon	Nombre de wagons chargés	28
			13		9 324	tonnes métriques	Chargées sur wagons au Canada	29
1 564			628		4 473	" "	En provenance d'autres chemins de fer au Canada	30
						" "	En provenance des Etats-Unis:	
			854		16 129	" "	A destination du Canada	31
			24		1 284	" "	A destination des Etats-Unis	32
<b>1 564</b>			<b>1 519</b>		<b>31 210</b>	" "	<b>Total du trafic marchandises transportées(1)</b>	<b>33</b>
51			323		21 239	" "	Déchargées du wagon au Canada	34
1 513			880		4 539	" "	Remises aux autres chemins de fer au Canada	35
			317		5 433	" "	Remises au réseau des Etats-Unis	36
							<b>296. Déchets de papier:</b>	
			86		2 386	wagon	Nombre de wagons chargés	37
	1		3 952		83 377	tonnes métriques	Chargées sur wagons au Canada	38
2 585	10 827		1 196		34 156	" "	En provenance d'autres chemins de fer au Canada	39
						" "	En provenance des Etats-Unis:	
			23 840		142 554	" "	A destination du Canada	40
			1 615	874	31 065	" "	A destination des Etats-Unis	41
<b>2 585</b>	<b>10 891</b>		<b>30 603</b>	<b>874</b>	<b>291 152</b>	" "	<b>Total du trafic marchandises transportées(1)</b>	<b>42</b>
	7 116		15 703		201 871	" "	Déchargées du wagon au Canada	43
2 585	3 775		11 985		42 075	" "	Remises aux autres chemins de fer au Canada	44
			2 914	874	47 206	" "	Remises au réseau des Etats-Unis	45
							<b>298. Scories (sauf basiques) et cendres, déchets:</b>	
			111		338	wagon	Nombre de wagons chargés	46
1			7 825		23 664	tonnes métriques	Chargées sur wagons au Canada	47
3 340	17 051				92 758	" "	En provenance d'autres chemins de fer au Canada	48
						" "	En provenance des Etats-Unis:	
			70 286		95 909	" "	A destination du Canada	49
					1 208	" "	A destination des Etats-Unis	50
5 865	<b>17 051</b>		<b>78 111</b>		<b>213 539</b>	" "	<b>Total du trafic marchandises transportées(1)</b>	<b>51</b>
	17 051		8 691		106 796	" "	Déchargées du wagon au Canada	52
5 886			61 681		97 302	" "	Remises aux autres chemins de fer au Canada	53
			7 739		9 442	" "	Remises au réseau des Etats-Unis	54

Voir note(s) à la fin du tableau.

TABLE 2. Revenue Freight Carried by Railways Within Canada, 1981

No.	Commodity		Class I - Classe I		Class II - Classe II			
			Canadian National	Canadian Pacific	Algoma Central	British Columbia Railway	Canada Southern (Consolidated Rail)	Chesapeake and Ohio
<b>Crude materials, inedible (C.L.):</b>								
<b>300. Wood waste, n.e.s.:</b>								
1	Number of railway cars loaded	carloads	6,857	1,134	-	-	-	-
2	Loaded onto railway cars in Canada	metric tonnes	331 403	38 541	-	-	-	-
3	Received from other railways in Canada	" "	109	146	-	-	-	-
Received from United States rail:								
4	Destined to Canadian points	" "	15	438	-	-	-	351
5	Destined to United States points	" "	347	298	-	-	-	112
6	<b>Total freight traffic carried(1)</b>	" "	<b>331 874</b>	<b>39 423</b>	-	-	-	<b>463</b>
7	Unloaded from railway cars in Canada	" "	329 015	36 833	-	-	-	351
8	Delivered to other railways in Canada	" "	211	2 292	-	-	-	-
9	Delivered to United States rail connections	" "	2 648	298	-	-	-	112
<b>304. Waste materials, n.e.s.:</b>								
10	Number of railway cars loaded	carloads	592	256	-	-	-	177
11	Loaded onto railway cars in Canada	metric tonnes	28 348	15 033	-	-	-	14 654
12	Received from other railways in Canada	" "	631	15 930	-	18	425	-
Received from United States rail:								
13	Destined to Canadian points	" "	3 986	377	-	-	992	-
14	Destined to United States points	" "	73	812	-	-	-	246
15	<b>Total freight traffic carried(1)</b>	" "	<b>33 038</b>	<b>32 152</b>	-	<b>18</b>	<b>1 417</b>	<b>14 900</b>
16	Unloaded from railway cars in Canada	" "	22 000	28 647	-	18	927	-
17	Delivered to other railways in Canada	" "	108	567	-	-	465	14 573
18	Delivered to United States rail connections	" "	10 930	2 938	-	-	24	327
<b>993. Total:</b>								
19	Number of railway cars loaded	carloads	490,773	373,968	28,184	50,515	947	231
20	Loaded onto railway cars in Canada	metric tonnes	34 097 617	29 116 997	2 159 344	3 209 942	62 207	19 118
21	Received from other railways in Canada	" "	2 975 128	1 908 373	13 843	37 948	186 105	3 805
Received from United States rail:								
22	Destined to Canadian points	" "	962 245	2 444 847	-	56 510	292 804	244 285
23	Destined to United States points	" "	38 128	76 045	-	-	-	125 103
24	<b>Total freight traffic carried(1)</b>	" "	<b>38 073 118</b>	<b>33 546 262</b>	<b>2 173 187</b>	<b>3 304 400</b>	<b>541 116</b>	<b>392 311</b>
25	Unloaded from railway cars in Canada	" "	35 480 865	31 036 270	2 028 078	3 167 275	144 796	246 109
26	Delivered to other railways in Canada	" "	1 468 258	1 068 096	30 930	127 023	159 505	20 303
27	Delivered to United States rail connections	" "	1 123 995	1 441 896	114 179	10 102	236 815	125 899
<b>Section IV:</b>								
<b>Fabricated materials, inedible (C.L.):</b>								
<b>306. Leather and dressed furs and rubber fabricated materials:</b>								
28	Number of railway cars loaded	carloads	83	40	-	-	-	-
29	Loaded onto railway cars in Canada	metric tonnes	2 866	1 118	-	-	-	-
30	Received from other railways in Canada	" "	-	358	-	-	-	-
Received from United States rail:								
31	Destined to Canadian points	" "	251	-	-	-	-	-
32	Destined to United States points	" "	36	-	-	-	-	-
33	<b>Total freight traffic carried(1)</b>	" "	<b>3 153</b>	<b>1 476</b>	-	-	-	-
34	Unloaded from railway cars in Canada	" "	2 722	731	-	-	-	-
35	Delivered to other railways in Canada	" "	322	745	-	-	-	-
36	Delivered to United States rail connections	" "	109	-	-	-	-	-
<b>308. Lumber:</b>								
37	Number of railway cars loaded	carloads	60,128	20,962	640	41,939	37	5
38	Loaded onto railway cars in Canada	metric tonnes	2 785 300	982 398	31 046	2 049 621	1 637	240
39	Received from other railways in Canada	" "	1 261 695	169 623	19 237	91	45 753	37 166
Received from United States rail:								
40	Destined to Canadian points	" "	119 212	47 160	-	-	1 000	255
41	Destined to United States points	" "	13 338	17 426	-	-	-	4 665
42	<b>Total freight traffic carried(1)</b>	" "	<b>4 179 545</b>	<b>1 216 607</b>	<b>50 283</b>	<b>2 049 712</b>	<b>48 390</b>	<b>42 326</b>
43	Unloaded from railway cars in Canada	" "	2 115 654	516 887	10 473	364 207	32 425	37 197
44	Delivered to other railways in Canada	" "	118 923	205 281	30 674	1 520 078	262	217
45	Delivered to United States rail connections	" "	1 944 970	494 438	9 136	165 428	15 702	4 912
<b>310. Flooring:</b>								
46	Number of railway cars loaded	carloads	35	4	-	11	5	-
47	Loaded onto railway cars in Canada	metric tonnes	1 523	179	-	180	152	-
48	Received from other railways in Canada	" "	-	673	-	-	-	-
Received from United States rail:								
49	Destined to Canadian points	" "	760	286	-	-	44	-
50	Destined to United States points	" "	-	-	-	-	-	-
51	<b>Total freight traffic carried(1)</b>	" "	<b>2 283</b>	<b>1 138</b>	-	<b>180</b>	<b>196</b>	-
52	Unloaded from railway cars in Canada	" "	1 860	814	-	180	-	-
53	Delivered to other railways in Canada	" "	345	324	-	-	174	-
54	Delivered to United States rail connections	" "	79	-	-	-	23	-

See footnote(s) at end of table.

TABLEAU 2. Marchandises payantes transportées par chemin de fer au Canada, 1981

Class II - Classe II				Classes III and IV	Grand total all Railways	Type de marchandise	No
Toronto, Hamilton and Buffalo	Ontario Northland	Quebec North Shore and Labrador	All other Tous autres				
						<b>Matières brutes, non comestibles (charge complète):</b>	
						<b>300. Déchets de bois, n.d.a.:</b>	
-	-	-	6	-	7 997	wagon	Nombre de wagons chargés
-	-	-	156	-	370 100	tonnes métriques	Chargées sur wagons au Canada
-	-	-	122	-	377	" "	En provenance d'autres chemins de fer au Canada
-	-	-	28	-	832	" "	En provenance des Etats-Unis:
-	-	-	14 865	-	15 622	" "	A destination du Canada
-	-	-	15 171	-	386 931	" "	A destination des Etats-Unis
-	-	-	150	-	366 349	" "	<b>Total du trafic marchandises transportées(1)</b>
-	-	-	-	-	2 503	" "	Déchargées du wagon au Canada
-	-	-	15 021	-	18 079	" "	Remises aux autres chemins de fer au Canada
						" "	Remises au réseau des Etats-Unis
						<b>304. Autres déchets, n.d.a.:</b>	
11	1	247	6	-	1 290	wagon	Nombre de wagons chargés
749	23	11 636	188	-	70 831	tonnes métriques	Chargées sur wagons au Canada
5 734	963	-	11 665	-	35 366	" "	En provenance d'autres chemins de fer au Canada
-	-	-	1 236	-	6 591	" "	En provenance des Etats-Unis:
-	-	-	38	-	1 169	" "	A destination du Canada
6 483	986	11 636	13 127	-	113 757	" "	A destination des Etats-Unis
-	-	-	-	-	-	" "	<b>Total du trafic marchandises transportées(1)</b>
-	963	11 556	1 238	-	65 349	" "	Déchargées du wagon au Canada
6 484	23	80	610	-	22 910	" "	Remises aux autres chemins de fer au Canada
-	-	-	11 280	-	25 499	" "	Remises au réseau des Etats-Unis
						<b>993. Total:</b>	
2 126	37 412	220 531	332 478	-	1 537 165	wagon	Nombre de wagons chargés
107 384	3 189 905	22 151 046	29 160 649	-	123 274 209	tonnes métriques	Chargées sur wagons au Canada
726 898	425 833	5 673 754	5 911 618	-	17 863 305	" "	En provenance d'autres chemins de fer au Canada
-	-	-	531 270	-	4 531 961	" "	En provenance des Etats-Unis:
-	-	-	99 982	15 185	354 443	" "	A destination du Canada
834 282	3 615 738	27 824 800	35 703 519	15 185	146 023 918	" "	A destination des Etats-Unis
-	-	-	-	-	-	" "	<b>Total du trafic marchandises transportées(1)</b>
577 019	899 197	22 150 592	28 974 858	-	124 705 059	" "	Déchargées du wagon au Canada
257 263	2 716 541	5 674 208	6 409 461	-	17 931 588	" "	Remises aux autres chemins de fer au Canada
-	-	-	319 203	15 185	3 387 274	" "	Remises au réseau des Etats-Unis
						<b>Section IV:</b>	
						<b>Demi-produits, non comestibles (charge complète):</b>	
						<b>306. Cuir, fourrures apprêtées et demi-produits en caoutchouc:</b>	
-	1	-	8	-	132	wagon	Nombre de wagons chargés
-	14	-	93	-	4 091	tonnes métriques	Chargées sur wagons au Canada
-	34	-	1 209	-	1 601	" "	En provenance d'autres chemins de fer au Canada
-	-	-	-	-	-	" "	En provenance des Etats-Unis:
-	-	-	-	-	251	" "	A destination du Canada
-	-	-	-	-	36	" "	A destination des Etats-Unis
-	48	-	1 302	-	5 979	" "	<b>Total du trafic marchandises transportées(1)</b>
-	14	-	252	-	3 719	" "	Déchargées du wagon au Canada
-	34	-	894	-	1 995	" "	Remises aux autres chemins de fer au Canada
-	-	-	157	-	266	" "	Remises au réseau des Etats-Unis
						<b>308. Bois de construction:</b>	
3	289	69	6 189	-	130 261	wagon	Nombre de wagons chargés
115	14 759	1 092	254 634	-	6 120 842	tonnes métriques	Chargées sur wagons au Canada
22 567	47 378	-	371 948	-	1 975 458	" "	En provenance d'autres chemins de fer au Canada
-	-	-	13 210	-	180 837	" "	En provenance des Etats-Unis:
-	-	-	24 260	23 209	82 898	" "	A destination du Canada
22 682	62 137	1 092	664 052	23 209	8 360 035	" "	A destination des Etats-Unis
-	-	-	-	-	-	" "	<b>Total du trafic marchandises transportées(1)</b>
11 857	965	1 092	22 409	-	3 113 166	" "	Déchargées du wagon au Canada
10 825	61 171	-	83 428	-	2 030 859	" "	Remises aux autres chemins de fer au Canada
-	-	-	558 217	23 209	3 216 012	" "	Remises au réseau des Etats-Unis
						<b>310. Couvertures de sol:</b>	
-	-	-	-	-	55	wagon	Nombre de wagons chargés
-	-	-	-	-	2 034	tonnes métriques	Chargées sur wagons au Canada
-	-	-	587	-	1 260	" "	En provenance d'autres chemins de fer au Canada
-	-	-	-	-	-	" "	En provenance des Etats-Unis:
-	-	-	780	-	1 870	" "	A destination du Canada
-	-	-	-	-	-	" "	A destination des Etats-Unis
-	-	-	1 367	-	5 164	" "	<b>Total du trafic marchandises transportées(1)</b>
-	-	-	1 151	-	4 005	" "	Déchargées du wagon au Canada
-	-	-	216	-	1 059	" "	Remises aux autres chemins de fer au Canada
-	-	-	-	-	102	" "	Remises au réseau des Etats-Unis

Voir note(s) à la fin du tableau.

TABLE 2. Revenue Freight Carried by Railways Within Canada, 1981

No	Commodity		Class I - Classe I		Class II - Classe II			
			Canadian National Canadien National	Canadian Pacific Canadien Pacifique	Algoma Central	British Columbia Railway	Canada Southern (Consolidated Rail)	Chesapeake and Ohio
<b>Fabricated materials, inedible (C.L.):</b>								
<b>312. Railway ties:</b>								
1	Number of railway cars loaded	carloads	129	68	-	372	-	-
2	Loaded onto railway cars in Canada	metric tonnes	5 372	2 997	-	24 743	-	-
3	Received from other railways in Canada	" "	806	3 354	-	-	1 375	-
	Received from United States rail:							
4	Destined to Canadian points	" "	5 243	26 409	-	-	139	-
5	Destined to United States points	" "	-	45	-	-	-	-
6	<b>Total freight traffic carried(1)</b>	" "	<b>11 421</b>	<b>32 805</b>	-	<b>24 743</b>	<b>1 514</b>	-
7	Unloaded from railway cars in Canada	" "	11 241	31 167	-	7 390	161	-
8	Delivered to other railways in Canada	" "	177	1 593	-	17 353	-	-
9	Delivered to United States rail connections	" "	-	45	-	-	1 353	-
<b>314. Shingles and shakes of wood:</b>								
10	Number of railway cars loaded	carloads	1,056	3,644	-	195	-	-
11	Loaded onto railway cars in Canada	metric tonnes	42 205	106 797	-	9 666	-	-
12	Received from other railways in Canada	" "	2 337	630	16	-	-	-
	Received from United States rail:							
13	Destined to Canadian points	" "	195	-	-	-	-	-
14	Destined to United States points	" "	135	36	-	-	-	108
15	<b>Total freight traffic carried(1)</b>	" "	<b>44 872</b>	<b>107 463</b>	<b>16</b>	<b>9 666</b>	-	<b>108</b>
16	Unloaded from railway cars in Canada	" "	4 734	4 290	16	-	-	-
17	Delivered to other railways in Canada	" "	175	8 874	-	-	-	-
18	Delivered to United States rail connections	" "	39 963	94 299	-	9 666	-	108
<b>316. Sawmill products, n.e.s.:</b>								
19	Number of railway cars loaded	carloads	8	7	1	-	-	-
20	Loaded onto railway cars in Canada	metric tonnes	277	357	18	-	-	-
21	Received from other railways in Canada	" "	-	-	-	-	39	-
	Received from United States rail:							
22	Destined to Canadian points	" "	17	27	-	-	-	-
23	Destined to United States points	" "	-	173	-	-	-	-
24	<b>Total freight traffic carried(1)</b>	" "	<b>294</b>	<b>557</b>	<b>18</b>	-	<b>39</b>	-
25	Unloaded from railway cars in Canada	" "	135	362	18	-	39	-
26	Delivered to other railways in Canada	" "	-	-	-	-	-	-
27	Delivered to United States rail connections	" "	159	195	-	-	-	-
<b>318. Veneer:</b>								
28	Number of railway cars loaded	carloads	1,810	789	89	2,528	-	-
29	Loaded onto railway cars in Canada	metric tonnes	74 042	37 149	3 344	135 904	-	-
30	Received from other railways in Canada	" "	29 949	34 298	98	-	365	-
	Received from United States rail:							
31	Destined to Canadian points	" "	12 405	930	-	-	-	-
32	Destined to United States points	" "	-	5 996	-	-	-	-
33	<b>Total freight traffic carried(1)</b>	" "	<b>116 396</b>	<b>78 373</b>	<b>3 442</b>	<b>135 904</b>	<b>365</b>	-
34	Unloaded from railway cars in Canada	" "	101 982	55 425	-	3 082	-	-
35	Delivered to other railways in Canada	" "	2 840	2 225	2 162	132 600	-	-
38	Delivered to United States rail connections	" "	11 573	20 722	1 280	221	365	-
<b>320. Plywood:</b>								
37	Number of railway cars loaded	carloads	4,833	3,611	64	3,381	-	-
38	Loaded onto railway cars in Canada	metric tonnes	192 523	145 824	2 873	136 075	-	-
39	Received from other railways in Canada	" "	149 478	47 870	576	92	1 327	3 087
	Received from United States rail:							
40	Destined to Canadian points	" "	13 434	7 094	-	-	98	117
41	Destined to United States points	" "	9 001	21 407	-	-	-	4 500
42	<b>Total freight traffic carried(1)</b>	" "	<b>364 436</b>	<b>222 195</b>	<b>3 449</b>	<b>136 167</b>	<b>1 425</b>	<b>7 684</b>
43	Unloaded from railway cars in Canada	" "	334 104	170 081	576	25 373	35	3 103
44	Delivered to other railways in Canada	" "	14 085	26 796	1 464	110 794	98	81
45	Delivered to United States rail connections	" "	16 246	25 320	1 409	-	1 292	4 500
<b>322. Wood building boards, n.e.s.:</b>								
46	Number of railway cars loaded	carloads	4,999	596	-	17	-	1
47	Loaded onto railway cars in Canada	metric tonnes	232 369	29 382	-	608	-	64
48	Received from other railways in Canada	" "	13 379	12 839	-	45	786	1 931
	Received from United States rail:							
49	Destined to Canadian points	" "	9 564	4 185	-	-	23	76
50	Destined to United States points	" "	3 270	7 607	-	-	-	10 213
51	<b>Total freight traffic carried(1)</b>	" "	<b>258 582</b>	<b>54 013</b>	-	<b>653</b>	<b>809</b>	<b>12 284</b>
52	Unloaded from railway cars in Canada	" "	193 383	38 261	-	94	68	1 931
53	Delivered to other railways in Canada	" "	13 841	4 129	-	559	-	140
54	Delivered to United States rail connections	" "	51 359	11 623	-	-	740	10 213

See footnote(s) at end of table.

TABLEAU 2. Marchandises payantes transportées par chemin de fer au Canada, 1981

Class II - Classe II				Classes III and IV	Grand total all Railways	Type de marchandise	No	
Toronto, Hamilton and Buffalo	Ontario Northland	Quebec North Shore and Labrador	All other Tous autres					Classes III et IV
<b>Demi-produits, non comestibles (charge complète):</b>								
<b>312. Traverses de chemin de fer:</b>								
-	35	8	7	-	619	wagon	Nombre de wagons chargés	1
-	1 108	207	165	-	34 592	tonnes métriques	Chargées sur wagons au Canada	2
1 376	-	-	2 173	-	9 084	" "	En provenance d'autres chemins de fer au Canada	3
-	-	-	583	-	32 374	" "	En provenance des Etats-Unis:	4
-	-	-	-	-	45	" "	A destination du Canada	5
-	-	-	-	-	-	" "	A destination des Etats-Unis	6
1 376	1 108	207	2 921	-	76 095	" "	<b>Total du trafic marchandises transportées(1)</b>	6
-	1 108	202	863	-	52 135	" "	Déchargées du wagon au Canada	7
1 376	-	5	-	-	20 504	" "	Remises aux autres chemins de fer au Canada	8
-	-	-	2 059	-	3 457	" "	Remises au réseau des Etats-Unis	9
<b>314. Bardeaux et bardeaux fendus:</b>								
-	-	-	704	-	5 599	wagon	Nombre de wagons chargés	10
-	-	-	21 172	-	179 840	tonnes métriques	Chargées sur wagons au Canada	11
-	-	-	29 365	-	32 348	" "	En provenance d'autres chemins de fer au Canada	12
-	-	-	-	-	195	" "	En provenance des Etats-Unis:	13
-	-	-	-	-	279	" "	A destination du Canada	14
-	-	-	-	-	-	" "	A destination des Etats-Unis	15
-	-	-	50 537	-	212 662	" "	<b>Total du trafic marchandises transportées(1)</b>	15
-	-	-	-	-	9 040	" "	Déchargées du wagon au Canada	16
-	-	-	3 808	-	12 857	" "	Remises aux autres chemins de fer au Canada	17
-	-	-	46 730	-	190 766	" "	Remises au réseau des Etats-Unis	18
<b>316. Sciages:</b>								
-	-	-	1	-	17	wagon	Nombre de wagons chargés	19
-	-	-	34	-	686	tonnes métriques	Chargées sur wagons au Canada	20
-	-	-	-	-	78	" "	En provenance d'autres chemins de fer au Canada	21
-	-	-	-	-	44	" "	En provenance des Etats-Unis:	22
-	-	-	-	-	173	" "	A destination du Canada	23
-	-	-	-	-	-	" "	A destination des Etats-Unis	24
39	-	-	34	-	981	" "	<b>Total du trafic marchandises transportées(1)</b>	24
-	-	-	-	-	554	" "	Déchargées du wagon au Canada	25
39	-	-	34	-	73	" "	Remises aux autres chemins de fer au Canada	26
-	-	-	-	-	354	" "	Remises au réseau des Etats-Unis	27
<b>318. Placages:</b>								
-	-	-	572	-	5 788	wagon	Nombre de wagons chargés	28
-	-	-	28 339	-	278 778	tonnes métriques	Chargées sur wagons au Canada	29
321	-	-	64 815	-	129 846	" "	En provenance d'autres chemins de fer au Canada	30
-	-	-	3 575	-	16 910	" "	En provenance des Etats-Unis:	31
-	-	-	-	-	5 996	" "	A destination du Canada	32
-	-	-	-	-	-	" "	A destination des Etats-Unis	33
321	-	-	96 729	-	431 530	" "	<b>Total du trafic marchandises transportées(1)</b>	33
-	-	-	44 483	-	204 972	" "	Déchargées du wagon au Canada	34
321	-	-	13 495	-	153 643	" "	Remises aux autres chemins de fer au Canada	35
-	-	-	38 752	-	72 913	" "	Remises au réseau des Etats-Unis	36
<b>320. Contre-plaques:</b>								
-	41	6	1,144	-	13,080	wagon	Nombre de wagons chargés	37
-	1 523	55	52 849	-	531 722	tonnes métriques	Chargées sur wagons au Canada	38
284	4 318	-	12 695	-	219 707	" "	En provenance d'autres chemins de fer au Canada	39
-	-	-	2 061	-	22 804	" "	En provenance des Etats-Unis:	40
-	-	-	5 969	-	40 877	" "	A destination du Canada	41
-	-	-	-	-	-	" "	A destination des Etats-Unis	42
284	5 841	55	73 574	-	815 110	" "	<b>Total du trafic marchandises transportées(1)</b>	42
-	4 318	55	3 645	-	541 290	" "	Déchargées du wagon au Canada	43
284	1 523	-	57 513	-	212 638	" "	Remises aux autres chemins de fer au Canada	44
-	-	-	12 418	-	61 185	" "	Remises au réseau des Etats-Unis	45
<b>322. Planches de bois de construction, n.d.a.:</b>								
-	-	-	408	-	6,021	wagon	Nombre de wagons chargés	46
-	-	-	21 958	-	284 381	tonnes métriques	Chargées sur wagons au Canada	47
312	1 326	-	5 372	-	35 890	" "	En provenance d'autres chemins de fer au Canada	48
-	-	-	12 987	-	26 835	" "	En provenance des Etats-Unis:	49
-	-	-	155	-	21 245	" "	A destination du Canada	50
-	-	-	-	-	-	" "	A destination des Etats-Unis	51
212	1 326	-	40 472	-	368 351	" "	<b>Total du trafic marchandises transportées(1)</b>	51
-	1 264	-	11 835	-	246 878	" "	Déchargées du wagon au Canada	52
42	63	-	17 748	-	36 651	" "	Remises aux autres chemins de fer au Canada	53
171	-	-	10 889	-	84 824	" "	Remises au réseau des Etats-Unis	54

Voir note(s) à la fin du tableau.



TABLE 2. Revenue Freight Carried by Railways Within Canada, 1981

No.	Commodity		Class I - Classe I		Class II - Classe II			
			Canadian National Canadien National	Canadian Pacific Canadien Pacifique	Algoma Central	British Columbia Railway	Canada Southern (Consolidated Rail)	Chesapeake and Ohio
<b>Fabricated materials, inedible (C.L.):</b>								
<b>324. Millwork (woodwork):</b>								
1	Number of railway cars loaded	carloads	264	113	-	-	-	-
2	Loaded onto railway cars in Canada	metric tonnes	8 406	2 549	-	-	-	-
3	Received from other railways in Canada	" "	3 229	1 209	-	-	-	-
Received from United States rail:								
4	Destined to Canadian points	" "	4 421	1 984	-	-	-	-
5	Destined to United States points	" "	2 588	9 098	-	-	-	193
6	<b>Total freight traffic carried(1)</b>	" "	<b>18 644</b>	<b>14 840</b>	-	-	-	<b>193</b>
7	Unloaded from railway cars in Canada	" "	14 976	5 000	-	-	-	-
8	Delivered to other railways in Canada	" "	653	621	-	-	-	-
9	Delivered to United States rail connections	" "	3 015	9 219	-	-	-	193
<b>326. Cooperage stock and box, crate and package stock:</b>								
10	Number of railway cars loaded	carloads	16	17	-	32	-	-
11	Loaded onto railway cars in Canada	metric tonnes	576	177	-	667	-	-
12	Received from other railways in Canada	" "	-	106	-	-	15	-
Received from United States rail:								
13	Destined to Canadian points	" "	163	661	-	-	-	-
14	Destined to United States points	" "	147	2 107	-	-	-	-
15	<b>Total freight traffic carried(1)</b>	" "	<b>886</b>	<b>3 051</b>	-	<b>667</b>	<b>15</b>	-
16	Unloaded from railway cars in Canada	" "	699	929	-	667	-	-
17	Delivered to other railways in Canada	" "	-	-	-	-	-	-
18	Delivered to United States rail connections	" "	187	2 123	-	-	15	-
<b>328. Other wood fabricated materials, n.e.s.:</b>								
19	Number of railway cars loaded	carloads	239	332	-	10	-	-
20	Loaded onto railway cars in Canada	metric tonnes	7 506	13 642	-	372	-	-
21	Received from other railways in Canada	" "	1 239	2 032	-	-	178	-
Received from United States rail:								
22	Destined to Canadian points	" "	4 012	4 267	-	-	-	328
23	Destined to United States points	" "	240	2 668	-	-	-	-
24	<b>Total freight traffic carried(1)</b>	" "	<b>12 997</b>	<b>22 609</b>	-	<b>372</b>	<b>178</b>	<b>328</b>
25	Unloaded from railway cars in Canada	" "	9 287	14 190	-	372	11	328
26	Delivered to other railways in Canada	" "	141	2 665	-	-	-	-
27	Delivered to United States rail connections	" "	3 571	5 754	-	-	167	-
<b>330. Wood pulp:</b>								
28	Number of railway cars loaded	carloads	41 367	34 713	-	11 714	2	-
29	Loaded onto railway cars in Canada	metric tonnes	2 254 741	2 038 806	-	815 180	113	-
30	Received from other railways in Canada	" "	165 846	143 107	214 654	53 512	142 893	7 539
Received from United States rail:								
31	Destined to Canadian points	" "	65 236	21 582	-	-	6 517	35
32	Destined to United States points	" "	39 597	105 595	-	-	-	2 433
33	<b>Total freight traffic carried(1)</b>	" "	<b>2 525 420</b>	<b>2 309 090</b>	<b>214 654</b>	<b>868 692</b>	<b>149 523</b>	<b>10 007</b>
34	Unloaded from railway cars in Canada	" "	785 557	988 455	30 238	712 041	-	-
35	Delivered to other railways in Canada	" "	239 558	314 683	7 813	155 719	6 575	135
36	Delivered to United States rail connections	" "	1 500 306	1 005 953	176 603	932	142 949	9 872
<b>332. Pulp, n.e.s.:</b>								
37	Number of railway cars loaded	carloads	24	18	-	-	-	-
38	Loaded onto railway cars in Canada	metric tonnes	1 012	1 108	-	-	-	-
39	Received from other railways in Canada	" "	54	117	-	-	60	-
Received from United States rail:								
40	Destined to Canadian points	" "	2 609	2 838	-	-	27	-
41	Destined to United States points	" "	114	799	-	-	-	-
42	<b>Total freight traffic carried(1)</b>	" "	<b>3 789</b>	<b>4 862</b>	-	-	<b>87</b>	-
43	Unloaded from railway cars in Canada	" "	3 539	3 032	-	-	-	-
44	Delivered to other railways in Canada	" "	-	-	-	-	27	-
45	Delivered to United States rail connections	" "	250	1 830	-	-	60	-
<b>334. Newsprint paper:</b>								
46	Number of railway cars loaded	carloads	36 045	26 260	-	118	1	-
47	Loaded onto railway cars in Canada	metric tonnes	2 041 224	1 560 670	1 246	3 057	54	-
48	Received from other railways in Canada	" "	467 637	146 112	30 647	-	177 061	13 587
Received from United States rail:								
49	Destined to Canadian points	" "	1 324	8 494	-	-	60	-
50	Destined to United States points	" "	259	298	-	-	-	37
51	<b>Total freight traffic carried(1)</b>	" "	<b>2 510 444</b>	<b>1 715 574</b>	<b>31 893</b>	<b>3 057</b>	<b>177 175</b>	<b>13 624</b>
52	Unloaded from railway cars in Canada	" "	497 883	337 632	160	2 789	8 496	-
53	Delivered to other railways in Canada	" "	245 983	415 604	31 733	269	60	37
54	Delivered to United States rail connections	" "	1 766 579	962 337	-	-	168 619	13 587

See footnote(s) at end of table.

TABLEAU 2. Marchandises payantes transportées par chemin de fer au Canada, 1981

Class II - Classe II				Classes III et IV	Grand total all Railways Total general tous chemins de fer	Type de marchandise	No		
Toronto, Hamilton and Buffalo	Ontario Northland	Quebec North Shore and Labrador	All other Tous autres						
						<b>Demi-produits, non comestibles (charge complète):</b>			
						<b>324. Bois de menuiserie:</b>			
		25	42		444	wagon	Nombre de wagons chargés	1	
		385	949		12 289	tonnes métriques	Chargées sur wagons au Canada	2	
			535		4 973	" "	En provenance d'autres chemins de fer au Canada	3	
						" "	En provenance des Etats-Unis		
			353		6 758	" "	A destination du Canada	4	
					11 879	" "	A destination des Etats-Unis	5	
		<b>385</b>	<b>1 837</b>		<b>35 899</b>	" "	<b>Total du trafic marchandises transportées(1)</b>	6	
						" "	Déchargées du wagon au Canada	7	
		385	260		20 621	" "	Remises aux autres chemins de fer au Canada	8	
			1 576		12 427	" "	Remises au réseau des Etats-Unis	9	
							<b>326. Ouvrages de tonnellerie, caisses et bois de layetier:</b>		
			1		66	wagon	Nombre de wagons chargés	10	
			47		1 467	tonnes métriques	Chargées sur wagons au Canada	11	
			14		135	" "	En provenance d'autres chemins de fer au Canada	12	
						" "	En provenance des Etats-Unis		
			109		933	" "	A destination du Canada	13	
					2 254	" "	A destination des Etats-Unis	14	
			<b>170</b>		<b>4 789</b>	" "	<b>Total du trafic marchandises transportées(1)</b>	15	
						" "	Déchargées du wagon au Canada	16	
			123		2 295	" "	Remises aux autres chemins de fer au Canada	17	
			47		123	" "	Remises au réseau des Etats-Unis	18	
							<b>328. Autre demi-produits en bois, n.d.a.:</b>		
			5		600	wagon	Nombre de wagons chargés	19	
	4	10	153		22 100	tonnes métriques	Chargées sur wagons au Canada	20	
	259	168	129		3 660	" "	En provenance d'autres chemins de fer au Canada	21	
						" "	En provenance des Etats-Unis		
			1 203		9 810	" "	A destination du Canada	22	
					2 908	" "	A destination des Etats-Unis	23	
82	<b>259</b>	<b>168</b>	<b>1 485</b>		<b>38 478</b>	" "	<b>Total du trafic marchandises transportées(1)</b>	24	
						" "	Déchargées du wagon au Canada	25	
		168	551		24 907	" "	Remises aux autres chemins de fer au Canada	26	
82	259		911		4 058	" "	Remises au réseau des Etats-Unis	27	
			22		9 514	" "			
							<b>330. Pâte de bois:</b>		
			1 520		89 316	wagon	Nombre de wagons chargés	28	
			85 724		5 194 564	tonnes métriques	Chargées sur wagons au Canada	29	
94 038	86 348		260 669		1 168 606	" "	En provenance d'autres chemins de fer au Canada	30	
						" "	En provenance des Etats-Unis		
			19 250		112 620	" "	A destination du Canada	31	
			2 761	121 977	272 363	" "	A destination des Etats-Unis	32	
<b>94 038</b>	<b>86 348</b>		<b>368 404</b>	<b>121 977</b>	<b>6 748 153</b>	" "	<b>Total du trafic marchandises transportées(1)</b>	33	
						" "	Déchargées du wagon au Canada	34	
	268		20 526		2 537 085	" "	Remises aux autres chemins de fer au Canada	35	
94 038	86 080		22 460		927 061	" "	Remises au réseau des Etats-Unis	36	
			325 417	121 977	3 264 009	" "			
							<b>332. Pâte, n.d.a.:</b>		
						42	wagon	Nombre de wagons chargés	37
					2 120	tonnes métriques	Chargées sur wagons au Canada	38	
88			103		422	" "	En provenance d'autres chemins de fer au Canada	39	
						" "	En provenance des Etats-Unis		
			795		6 269	" "	A destination du Canada	40	
					913	" "	A destination des Etats-Unis	41	
<b>88</b>			<b>898</b>		<b>9 724</b>	" "	<b>Total du trafic marchandises transportées(1)</b>	42	
						" "	Déchargées du wagon au Canada	43	
88			646		7 217	" "	Remises aux autres chemins de fer au Canada	44	
			149		264	" "	Remises au réseau des Etats-Unis	45	
			103		2 243	" "			
							<b>334. Papier journal:</b>		
			9 982		76 500	wagon	Nombre de wagons chargés	46	
	4 072		591 065		4 443 953	tonnes métriques	Chargées sur wagons au Canada	47	
98 232	231 975		433 869		1 599 120	" "	En provenance d'autres chemins de fer au Canada	48	
						" "	En provenance des Etats-Unis		
			656		10 534	" "	A destination du Canada	49	
			47	846	1 487	" "	A destination des Etats-Unis	50	
<b>98 232</b>	<b>478 612</b>		<b>1 025 637</b>	<b>846</b>	<b>6 055 094</b>	" "	<b>Total du trafic marchandises transportées(1)</b>	51	
						" "	Déchargées du wagon au Canada	52	
	270		7 707		854 937	" "	Remises aux autres chemins de fer au Canada	53	
98 232	478 342		363 359		1 633 619	" "	Remises au réseau des Etats-Unis	54	
			654 570	846	3 566 538	" "			

Voir note(s) à la fin du tableau.

TABLE 2. Revenue Freight Carried by Railways Within Canada, 1981

No.	Commodity		Class I - Classe I		Class II - Classe II			
			Canadian National Canadien National	Canadian Pacific Canadien Pacifique	Algoma Central	British Columbia Railway	Canada Southern (Consolidated Rail)	Chesapeake and Ohio
<b>Fabricated materials, inedible (C.L.):</b>								
<b>336. Groundwood printing and specialty paper:</b>								
1	Number of railway cars loaded	carloads	6 018	3 231	-	-	3	-
2	Loaded onto railway cars in Canada	metric tonnes	318 126	140 676	-	-	54	-
3	Received from other railways in Canada	" "	1 803	13 294	-	13	39 026	428
4	Received from United States rail:							
4	Destined to Canadian points	" "	113 862	174 308	-	-	1 626	-
5	Destined to United States points	" "	512 931	378 317	-	-	-	27 355
6	<b>Total freight traffic carried(1)</b>	" "	<b>946 722</b>	<b>706 595</b>	<b>-</b>	<b>13</b>	<b>40 706</b>	<b>27 783</b>
7	Unloaded from railway cars in Canada	" "	218 788	112 382	-	13	-	-
8	Delivered to other railways in Canada	" "	5 976	162 753	-	-	1 626	-
9	Delivered to United States rail connections	" "	721 959	431 461	-	-	39 081	27 783
<b>338. Book paper:</b>								
10	Number of railway cars loaded	carloads	-	-	-	-	-	-
11	Loaded onto railway cars in Canada	metric tonnes	-	-	-	-	-	-
12	Received from other railways in Canada	" "	-	-	-	-	-	-
13	Received from United States rail:							
13	Destined to Canadian points	" "	-	-	-	-	-	-
14	Destined to United States points	" "	-	-	-	-	-	-
15	<b>Total freight traffic carried(1)</b>	" "	<b>-</b>	<b>-</b>	<b>-</b>	<b>-</b>	<b>-</b>	<b>-</b>
16	Unloaded from railway cars in Canada	" "	-	-	-	-	-	-
17	Delivered to other railways in Canada	" "	-	-	-	-	-	-
18	Delivered to United States rail connections	" "	-	-	-	-	-	-
<b>340. Fine paper, tissue paper and sanitary paper:</b>								
19	Number of railway cars loaded	carloads	547	296	-	-	-	-
20	Loaded onto railway cars in Canada	metric tonnes	15 493	7 598	-	-	-	-
21	Received from other railways in Canada	" "	3 012	9 086	-	-	2 965	-
22	Received from United States rail:							
22	Destined to Canadian points	" "	3 914	987	-	-	177	-
23	Destined to United States points	" "	12 627	10 071	-	-	-	17 420
24	<b>Total freight traffic carried(1)</b>	" "	<b>35 046</b>	<b>27 742</b>	<b>-</b>	<b>-</b>	<b>3 142</b>	<b>17 420</b>
25	Unloaded from railway cars in Canada	" "	12 959	11 008	-	-	-	-
26	Delivered to other railways in Canada	" "	1 056	1 981	-	-	177	-
27	Delivered to United States rail connections	" "	21 030	14 753	-	-	2 965	17 420
<b>342. Wrapping paper:</b>								
28	Number of railway cars loaded	carloads	2 131	1 488	-	1 180	-	-
29	Loaded onto railway cars in Canada	metric tonnes	112 045	52 238	-	69 916	-	-
30	Received from other railways in Canada	" "	21 293	13 877	45	37	1 561	69
31	Received from United States rail:							
31	Destined to Canadian points	" "	5 973	4 104	-	-	73	33
32	Destined to United States points	" "	4 867	21 614	-	-	-	878
33	<b>Total freight traffic carried(1)</b>	" "	<b>144 178</b>	<b>91 833</b>	<b>45</b>	<b>69 953</b>	<b>1 634</b>	<b>780</b>
34	Unloaded from railway cars in Canada	" "	108 161	39 120	45	59 673	-	69
35	Delivered to other railways in Canada	" "	13 270	11 511	-	10 221	73	33
36	Delivered to United States rail connections	" "	22 748	41 202	-	59	1 561	678
<b>344. Paperboard, n.e.s.:</b>								
37	Number of railway cars loaded	carloads	18 630	3 891	114	-	4	1
38	Loaded onto railway cars in Canada	metric tonnes	759 643	143 294	4 869	-	75	42
39	Received from other railways in Canada	" "	6 363	39 072	90	-	3 903	-
40	Received from United States rail:							
40	Destined to Canadian points	" "	44 641	45 784	-	-	3 529	82
41	Destined to United States points	" "	25 885	83 495	-	-	-	41 980
42	<b>Total freight traffic carried(1)</b>	" "	<b>836 532</b>	<b>311 645</b>	<b>4 959</b>	<b>-</b>	<b>7 507</b>	<b>42 104</b>
43	Unloaded from railway cars in Canada	" "	755 930	197 318	181	-	-	42
44	Delivered to other railways in Canada	" "	32 608	26 304	4 777	-	3 529	40
45	Delivered to United States rail connections	" "	47 994	88 023	-	-	3 978	42 022
<b>346. Building paper:</b>								
46	Number of railway cars loaded	carloads	521	1 432	-	-	-	-
47	Loaded onto railway cars in Canada	metric tonnes	21 547	56 501	-	-	-	-
48	Received from other railways in Canada	" "	301	424	-	-	-	-
49	Received from United States rail:							
49	Destined to Canadian points	" "	113	458	-	-	87	-
50	Destined to United States points	" "	-	-	-	-	-	-
51	<b>Total freight traffic carried(1)</b>	" "	<b>21 961</b>	<b>57 383</b>	<b>-</b>	<b>-</b>	<b>87</b>	<b>-</b>
52	Unloaded from railway cars in Canada	" "	13 748	53 347	-	-	-	-
53	Delivered to other railways in Canada	" "	424	2 891	-	-	87	-
54	Delivered to United States rail connections	" "	7 789	1 145	-	-	-	-

See footnote(s) at end of table.

TABLEAU 2. Marchandises payantes transportées par chemin de fer au Canada, 1981

Class II - Classe II				Classes III and IV	Grand total all Railways	Type de marchandise	No	
Toronto, Hamilton and Buffalo	Ontario Northland	Quebec North Shore and Labrador	All other Tous autres	Classes III et IV	Total général tous chemins de fer			
						<b>Demi-produits, non comestibles (charge complète):</b>		
						<b>336. Papier mécanique et papier spécial:</b>		
			11		9,263	wagon	Nombre de wagons chargés	1
			607		459 463	tonnes métriques	Chargées sur wagons au Canada	2
29 968	10		144 687		229 229	" "	En provenance d'autres chemins de fer au Canada	3
			10 338		300 134	" "	En provenance des Etats-Unis:	4
			1 116	47 550	967 269	" "	A destination du Canada	5
29 968	10		156 748	47 550	1 956 095	" "	A destination des Etats-Unis	6
						" "	<b>Total du trafic marchandises transportées(1)</b>	6
			5 293		336 486	" "	Déchargées du wagon au Canada	7
29 968	10		13 191		213 514	" "	Remises aux autres chemins de fer au Canada	8
			138 263	47 550	1 406 097	" "	Remises au réseau des Etats-Unis	9
						" "	<b>338. Papier d'édition:</b>	
						wagon	Nombre de wagons chargés	10
						tonnes métriques	Chargées sur wagons au Canada	11
						" "	En provenance d'autres chemins de fer au Canada	12
						" "	En provenance des Etats-Unis:	13
						" "	A destination du Canada	14
						" "	A destination des Etats-Unis	15
						" "	<b>Total du trafic marchandises transportées(1)</b>	15
						" "	Déchargées du wagon au Canada	16
						" "	Remises aux autres chemins de fer au Canada	17
						" "	Remises au réseau des Etats-Unis	18
						" "	<b>340. Papier fin, papier de soie et papier hygiénique:</b>	
			614		1,457	wagon	Nombre de wagons chargés	19
			8 895		31 986	tonnes métriques	Chargées sur wagons au Canada	20
193			1 934		19 190	" "	En provenance d'autres chemins de fer au Canada	21
						" "	En provenance des Etats-Unis:	22
			229		5 307	" "	A destination du Canada	23
					40 118	" "	A destination des Etats-Unis	24
2 193			11 058		96 601	" "	<b>Total du trafic marchandises transportées(1)</b>	24
			1 245		25 212	" "	Déchargées du wagon au Canada	25
193			8 275		13 682	" "	Remises aux autres chemins de fer au Canada	26
			1 538		57 706	" "	Remises au réseau des Etats-Unis	27
						" "	<b>342. Papier d'emballage:</b>	
			220		5,080	wagon	Nombre de wagons chargés	28
	61		3 255		239 547	tonnes métriques	Chargées sur wagons au Canada	29
984	2 093		3 668		41 534	" "	En provenance d'autres chemins de fer au Canada	30
			438		10 621	" "	En provenance des Etats-Unis:	31
			723		27 882	" "	A destination du Canada	32
984	2 093		8 084		319 584	" "	A destination des Etats-Unis	33
						" "	<b>Total du trafic marchandises transportées(1)</b>	33
			91		207 276	" "	Déchargées du wagon au Canada	34
117			4 169		42 237	" "	Remises aux autres chemins de fer au Canada	35
867	2 093		3 826		70 074	" "	Remises au réseau des Etats-Unis	36
						" "	<b>344. Carton, n.d.a.:</b>	
			43		22,683	wagon	Nombre de wagons chargés	37
			2 202		910 125	tonnes métriques	Chargées sur wagons au Canada	38
7 613	129		12 556		89 726	" "	En provenance d'autres chemins de fer au Canada	39
			25 833		119 869	" "	En provenance des Etats-Unis:	40
			3 929		155 289	" "	A destination du Canada	41
7 613	129		44 520		1 255 009	" "	A destination des Etats-Unis	42
						" "	<b>Total du trafic marchandises transportées(1)</b>	42
			17 528		970 999	" "	Déchargées du wagon au Canada	43
7 613	129		18 605		93 605	" "	Remises aux autres chemins de fer au Canada	44
			8 387		190 404	" "	Remises au réseau des Etats-Unis	45
						" "	<b>346. Papier de construction:</b>	
			14		1,970	wagon	Nombre de wagons chargés	46
	3		504		78 579	tonnes métriques	Chargées sur wagons au Canada	47
38	27		3 563		4 396	" "	En provenance d'autres chemins de fer au Canada	48
	15					" "	En provenance des Etats-Unis:	49
			959		1 617	" "	A destination du Canada	50
						" "	A destination des Etats-Unis	51
93	42		5 028		84 592	" "	<b>Total du trafic marchandises transportées(1)</b>	51
			1 296		68 434	" "	Déchargées du wagon au Canada	52
93	43		3 225		6 720	" "	Remises aux autres chemins de fer au Canada	53
			504		9 438	" "	Remises au réseau des Etats-Unis	54

Voir note(s) à la fin du tableau.

TABLE 2. Revenue Freight Carried by Railways Within Canada, 1981

No.	Commodity		Class I - Classe I		Class II - Classe II			
			Canadian National Canadien National	Canadian Pacific Canadien Pacifique	Algoma Central	British Columbia Railway	Canada Southern (Consolidated Rail)	Chesapeake and Ohio
<b>Fabricated materials, inedible (C.L.):</b>								
<b>348. Building board, n.e.s.:</b>								
1	Number of railway cars loaded	carloads	634	876	-	263	131	-
2	Loaded onto railway cars in Canada	metric tonnes	29 628	27 835	-	5 590	9 094	-
3	Received from other railways in Canada	" "	4 383	16 336	409	140	27	-
Received from United States rail:								
4	Destined to Canadian points	" "	9 649	7 913	-	-	3 172	91
5	Destined to United States points	" "	1 348	4 855	-	-	-	97
6	<b>Total freight traffic carried(1)</b>	" "	<b>45 008</b>	<b>56 939</b>	<b>409</b>	<b>5 730</b>	<b>12 293</b>	<b>188</b>
7	Unloaded from railway cars in Canada	" "	23 907	45 858	-	5 730	-	-
8	Delivered to other railways in Canada	" "	4 214	5 943	409	-	12 266	91
9	Delivered to United States rail connections	" "	16 886	5 138	-	-	27	97
<b>350. Paper, n.e.s.:</b>								
10	Number of railway cars loaded	carloads	30	3	-	60	-	-
11	Loaded onto railway cars in Canada	metric tonnes	1 246	63	-	1 025	-	-
12	Received from other railways in Canada	" "	-	-	-	-	-	-
Received from United States rail:								
13	Destined to Canadian points	" "	-	38	-	-	-	-
14	Destined to United States points	" "	2 607	-	-	-	-	12
15	<b>Total freight traffic carried(1)</b>	" "	<b>3 853</b>	<b>101</b>	<b>-</b>	<b>1 025</b>	<b>-</b>	<b>12</b>
16	Unloaded from railway cars in Canada	" "	875	69	-	1 025	-	-
17	Delivered to other railways in Canada	" "	-	17	-	-	-	-
18	Delivered to United States rail connections	" "	2 979	15	-	-	-	12
<b>352. Batts, batting, wadding and felt:</b>								
19	Number of railway cars loaded	carloads	668	67	-	-	-	-
20	Loaded onto railway cars in Canada	metric tonnes	20 302	1 897	-	-	-	-
21	Received from other railways in Canada	" "	676	202	9	-	-	-
Received from United States rail:								
22	Destined to Canadian points	" "	1 082	22	-	-	29	-
23	Destined to United States points	" "	-	54	-	-	-	-
24	<b>Total freight traffic carried(1)</b>	" "	<b>22 060</b>	<b>2 175</b>	<b>9</b>	<b>-</b>	<b>29</b>	<b>-</b>
25	Unloaded from railway cars in Canada	" "	21 442	2 103	9	-	-	-
26	Delivered to other railways in Canada	" "	563	18	-	-	29	-
27	Delivered to United States rail connections	" "	54	54	-	-	-	-
<b>354. Cordage, twine and rope:</b>								
28	Number of railway cars loaded	carloads	15	16	-	-	-	-
29	Loaded onto railway cars in Canada	metric tonnes	562	348	-	-	-	-
30	Received from other railways in Canada	" "	77	-	-	-	-	-
Received from United States rail:								
31	Destined to Canadian points	" "	2 435	3 681	-	-	-	-
32	Destined to United States points	" "	163	-	-	-	-	-
33	<b>Total freight traffic carried(1)</b>	" "	<b>3 237</b>	<b>4 029</b>	<b>-</b>	<b>-</b>	<b>-</b>	<b>-</b>
34	Unloaded from railway cars in Canada	" "	3 029	3 888	-	-	-	-
35	Delivered to other railways in Canada	" "	45	142	-	-	-	-
36	Delivered to United States rail connections	" "	163	-	-	-	-	-
<b>356. Cotton broad-woven fabrics:</b>								
37	Number of railway cars loaded	carloads	1	2	-	-	-	-
38	Loaded onto railway cars in Canada	metric tonnes	16	46	-	-	-	-
39	Received from other railways in Canada	" "	-	40	-	-	-	-
Received from United States rail:								
40	Destined to Canadian points	" "	425	80	-	-	-	-
41	Destined to United States points	" "	-	11	-	-	-	-
42	<b>Total freight traffic carried(1)</b>	" "	<b>441</b>	<b>177</b>	<b>-</b>	<b>-</b>	<b>-</b>	<b>-</b>
43	Unloaded from railway cars in Canada	" "	441	149	-	-	-	-
44	Delivered to other railways in Canada	" "	-	-	-	-	-	-
45	Delivered to United States rail connections	" "	-	28	-	-	-	-
<b>358. Jute broad-woven fabrics:</b>								
46	Number of railway cars loaded	carloads	-	60	-	-	-	-
47	Loaded onto railway cars in Canada	metric tonnes	-	2 194	-	-	-	-
48	Received from other railways in Canada	" "	-	-	-	-	-	-
Received from United States rail:								
49	Destined to Canadian points	" "	83	-	-	-	-	-
50	Destined to United States points	" "	-	-	-	-	-	-
51	<b>Total freight traffic carried(1)</b>	" "	<b>83</b>	<b>2 194</b>	<b>-</b>	<b>-</b>	<b>-</b>	<b>-</b>
52	Unloaded from railway cars in Canada	" "	83	-	-	-	-	-
53	Delivered to other railways in Canada	" "	-	-	-	-	-	-
54	Delivered to United States rail connections	" "	-	2 194	-	-	-	-

See footnote(s) at end of table.



TABLEAU 2. Marchandises payantes transportées par chemin de fer au Canada, 1981

Class II - Classe II				Classes III and IV	Grand total all Railways	Type de marchandise	No	
Toronto, Hamilton and Buffalo	Ontario Northland	Quebec North Shore and Labrador	All other Tous autres					Classes III et IV
						<b>Demi-produits, non comestibles (charge complète):</b>		
						<b>348. Panneaux de construction, n.d.a.:</b>		
-	1	13	4	-	1 922	wagon	Nombre de wagons chargés	1
-	9	226	104	-	72 486	tonnes métriques	Chargées sur wagons au Canada	2
5 619	16	-	4 561	-	31 491	" "	En provenance d'autres chemins de fer au Canada	3
-	-	-	8 315	-	29 140	" "	En provenance des Etats-Unis:	
-	-	-	-	-	6 300	" "	A destination du Canada	4
-	-	-	-	-	-	" "	A destination des Etats-Unis	5
<b>5 619</b>	<b>25</b>	<b>226</b>	<b>12 980</b>	<b>-</b>	<b>139 417</b>	" "	<b>Total du trafic marchandises transportées(1)</b>	<b>6</b>
-	25	226	4 902	-	80 648	" "	Déchargées du wagon au Canada	7
5 619	-	-	6 807	-	35 349	" "	Remises aux autres chemins de fer au Canada	8
-	-	-	1 271	-	23 419	" "	Remises au réseau des Etats-Unis	9
						<b>350. Papier, n.d.a.:</b>		
-	-	-	1	-	94	wagon	Nombre de wagons chargés	10
-	-	-	16	-	2 350	tonnes métriques	Chargées sur wagons au Canada	11
-	-	-	17	-	17	" "	En provenance d'autres chemins de fer au Canada	12
-	-	-	-	-	38	" "	En provenance des Etats-Unis:	
-	-	-	-	-	2 619	" "	A destination du Canada	13
-	-	-	-	-	-	" "	A destination des Etats-Unis	14
-	-	-	<b>33</b>	<b>-</b>	<b>5 024</b>	" "	<b>Total du trafic marchandises transportées(1)</b>	<b>15</b>
-	-	-	17	-	1 986	" "	Déchargées du wagon au Canada	16
-	-	-	-	-	17	" "	Remises aux autres chemins de fer au Canada	17
-	-	-	16	-	3 022	" "	Remises au réseau des Etats-Unis	18
						<b>352. Ouate et bourre en masse ou en feuilles et feutre:</b>		
-	-	-	7	-	742	wagon	Nombre de wagons chargés	19
-	-	-	160	-	22 359	tonnes métriques	Chargées sur wagons au Canada	20
-	-	-	358	-	1 322	" "	En provenance d'autres chemins de fer au Canada	21
-	-	-	-	-	-	" "	En provenance des Etats-Unis:	
-	-	-	844	-	1 977	" "	A destination du Canada	22
-	-	-	-	103	157	" "	A destination des Etats-Unis	23
29	<b>48</b>	-	<b>1 362</b>	<b>103</b>	<b>25 815</b>	" "	<b>Total du trafic marchandises transportées(1)</b>	<b>24</b>
-	-	-	827	-	24 381	" "	Déchargées du wagon au Canada	25
29	48	-	461	-	1 148	" "	Remises aux autres chemins de fer au Canada	26
-	-	-	75	103	286	" "	Remises au réseau des Etats-Unis	27
						<b>354. Cordage, ficelle et corde:</b>		
-	-	-	-	-	31	wagon	Nombre de wagons chargés	28
-	-	-	-	-	910	tonnes métriques	Chargées sur wagons au Canada	29
-	171	-	96	-	344	" "	En provenance d'autres chemins de fer au Canada	30
-	-	-	-	-	-	" "	En provenance des Etats-Unis:	
-	-	-	163	-	6 279	" "	A destination du Canada	31
-	-	-	-	-	163	" "	A destination des Etats-Unis	32
-	<b>171</b>	-	<b>259</b>	<b>-</b>	<b>7 696</b>	" "	<b>Total du trafic marchandises transportées(1)</b>	<b>33</b>
-	171	-	218	-	7 306	" "	Déchargées du wagon au Canada	34
-	-	-	42	-	229	" "	Remises aux autres chemins de fer au Canada	35
-	-	-	-	-	163	" "	Remises au réseau des Etats-Unis	36
						<b>356. Tissus larges de coton:</b>		
-	-	-	-	-	3	wagon	Nombre de wagons chargés	37
-	-	-	-	-	62	tonnes métriques	Chargées sur wagons au Canada	38
-	-	-	-	-	40	" "	En provenance d'autres chemins de fer au Canada	39
-	-	-	-	-	-	" "	En provenance des Etats-Unis:	
-	-	-	-	-	505	" "	A destination du Canada	40
-	-	-	17	-	28	" "	A destination des Etats-Unis	41
-	-	-	<b>17</b>	<b>-</b>	<b>635</b>	" "	<b>Total du trafic marchandises transportées(1)</b>	<b>42</b>
-	-	-	-	-	590	" "	Déchargées du wagon au Canada	43
-	-	-	17	-	17	" "	Remises aux autres chemins de fer au Canada	44
-	-	-	-	-	28	" "	Remises au réseau des Etats-Unis	45
						<b>358. Tissus larges de jute:</b>		
-	-	-	-	-	60	wagon	Nombre de wagons chargés	46
-	-	-	-	-	2 194	tonnes métriques	Chargées sur wagons au Canada	47
-	-	-	-	-	-	" "	En provenance d'autres chemins de fer au Canada	48
-	-	-	-	-	-	" "	En provenance des Etats-Unis:	
-	-	-	-	-	83	" "	A destination du Canada	49
-	-	-	-	-	-	" "	A destination des Etats-Unis	50
-	-	-	-	-	<b>2 277</b>	" "	<b>Total du trafic marchandises transportées(1)</b>	<b>51</b>
-	-	-	-	-	83	" "	Déchargées du wagon au Canada	52
-	-	-	-	-	-	" "	Remises aux autres chemins de fer au Canada	53
-	-	-	-	-	2 194	" "	Remises au réseau des Etats-Unis	54

Voir note(s) à la fin du tableau.

TABLE 2. Revenue Freight Carried by Railways Within Canada, 1981

No.	Commodity		Class I - Classe I		Class II - Classe II			
			Canadian National Canadien National	Canadian Pacific Canadien Pacifique	Algoma Central	British Columbia Railway	Canada Southern (Consolidated Rail)	Chesapeake and Ohio
<b>Fabricated materials, inedible (C.L.):</b>								
<b>360. Textile fabricated materials, n.e.s.:</b>								
1	Number of railway cars loaded	carloads	40	150	-	-	-	-
2	Loaded onto railway cars in Canada	metric tonnes	1 647	2 028	-	-	-	-
3	Received from other railways in Canada	" "	-	11	-	-	-	-
	Received from United States rail:							
4	Destined to Canadian points	" "	1 041	40	-	-	15	-
5	Destined to United States points	" "	437	307	-	-	-	-
6	<b>Total freight traffic carried(1)</b>	" "	<b>3 125</b>	<b>2 386</b>	-	-	<b>15</b>	-
7	Unloaded from railway cars in Canada	" "	2 587	2 078	-	-	-	-
8	Delivered to other railways in Canada	" "	-	-	-	-	15	-
9	Delivered to United States rail connections	" "	539	307	-	-	-	-
<b>362. Animal oils and fats (excluding marine):</b>								
10	Number of railway cars loaded	carloads	602	1,006	-	-	-	-
11	Loaded onto railway cars in Canada	metric tonnes	24 274	65 911	-	-	-	-
12	Received from other railways in Canada	" "	451	161	-	-	-	-
	Received from United States rail:							
13	Destined to Canadian points	" "	1 374	27	-	-	68	-
14	Destined to United States points	" "	-	73	-	-	-	36
15	<b>Total freight traffic carried(1)</b>	" "	<b>26 099</b>	<b>66 172</b>	-	-	<b>68</b>	<b>36</b>
16	Unloaded from railway cars in Canada	" "	21 814	64 818	-	-	-	-
17	Delivered to other railways in Canada	" "	4 057	692	-	-	68	-
18	Delivered to United States rail connections	" "	228	661	-	-	-	36
<b>364. Fish and marine animal oils:</b>								
19	Number of railway cars loaded	carloads	15	8	-	-	-	-
20	Loaded onto railway cars in Canada	metric tonnes	519	241	-	-	-	-
21	Received from other railways in Canada	" "	87	28	-	-	211	-
	Received from United States rail:							
22	Destined to Canadian points	" "	-	141	-	-	-	-
23	Destined to United States points	" "	73	855	-	-	-	-
24	<b>Total freight traffic carried(1)</b>	" "	<b>679</b>	<b>1 265</b>	-	-	<b>211</b>	-
25	Unloaded from railway cars in Canada	" "	122	28	-	-	-	-
26	Delivered to other railways in Canada	" "	300	382	-	-	-	-
27	Delivered to United States rail connections	" "	256	855	-	-	211	-
<b>366. Cottonseed oil and linseed oil:</b>								
28	Number of railway cars loaded	carloads	9	10	-	4	-	-
29	Loaded onto railway cars in Canada	metric tonnes	592	484	-	363	-	-
30	Received from other railways in Canada	" "	77	-	-	28	-	-
	Received from United States rail:							
31	Destined to Canadian points	" "	2 603	307	-	-	-	-
32	Destined to United States points	" "	-	191	-	-	-	-
33	<b>Total freight traffic carried(1)</b>	" "	<b>3 272</b>	<b>982</b>	-	<b>391</b>	-	-
34	Unloaded from railway cars in Canada	" "	3 211	691	-	391	-	-
35	Delivered to other railways in Canada	" "	-	99	-	-	-	-
36	Delivered to United States rail connections	" "	62	191	-	-	-	-
<b>368. Soyabean oil:</b>								
37	Number of railway cars loaded	carloads	293	169	-	-	-	-
38	Loaded onto railway cars in Canada	metric tonnes	18 030	11 392	-	-	-	-
39	Received from other railways in Canada	" "	68	28	-	-	147	-
	Received from United States rail:							
40	Destined to Canadian points	" "	289	3 357	-	-	-	-
41	Destined to United States points	" "	500	1 428	-	-	-	165
42	<b>Total freight traffic carried(1)</b>	" "	<b>18 867</b>	<b>18 205</b>	-	-	<b>147</b>	<b>165</b>
43	Unloaded from railway cars in Canada	" "	18 388	14 568	-	-	-	-
44	Delivered to other railways in Canada	" "	-	210	-	-	-	-
45	Delivered to United States rail connections	" "	500	1 428	-	-	147	165
<b>370. Vegetable oils, and fats, n.e.s.:</b>								
46	Number of railway cars loaded	carloads	3,305	2,836	-	2	-	-
47	Loaded onto railway cars in Canada	metric tonnes	215 317	181 016	-	122	-	-
48	Received from other railways in Canada	" "	17 714	3 521	-	-	54	-
	Received from United States rail:							
49	Destined to Canadian points	" "	6 672	6 236	-	-	5 276	-
50	Destined to United States points	" "	273	369	-	-	-	1 497
51	<b>Total freight traffic carried(1)</b>	" "	<b>239 976</b>	<b>191 142</b>	-	<b>122</b>	<b>5 330</b>	<b>1 497</b>
52	Unloaded from railway cars in Canada	" "	232 550	168 038	-	122	-	-
53	Delivered to other railways in Canada	" "	6 514	19 451	-	-	5 276	-
54	Delivered to United States rail connections	" "	912	3 653	-	-	54	1 497

See footnote(s) at end of table

TABLEAU 2. Marchandises payantes transportées par chemin de fer au Canada, 1981

Class II - Classe II				Classes III and IV	Grand total all Railways	Type de marchandise	No	
Toronto, Hamilton and Buffalo	Ontario Northland	Quebec North Shore and Labrador	All other Tous autres	Classes III et IV	Total général tous chemins de fer			
						<b>Demi-produits, non comestibles (charge complète):</b>		
						<b>360. Demi-produits en matières textiles, n.d.a.:</b>		
					190	wagon	Nombre de wagons chargés	1
					3 675	tonnes métriques	Chargées sur wagons au Canada	2
					11	" "	En provenance d'autres chemins de fer au Canada	3
			337		1 433	" "	En provenance des Etats-Unis:	4
			14		758	" "	A destination du Canada	5
						" "	A destination des Etats-Unis	5
			<b>351</b>		<b>5 877</b>	" "	<b>Total du trafic marchandises transportées(1)</b>	<b>6</b>
			326		4 991	" "	Déchargées du wagon au Canada	7
			24		39	" "	Remises aux autres chemins de fer au Canada	8
					846	" "	Remises au réseau des Etats-Unis	9
							<b>362. Huiles et corps gras d'origine animale (sauf marins):</b>	
			3		1,611	wagon	Nombre de wagons chargés	10
			80		90 265	tonnes métriques	Chargées sur wagons au Canada	11
			5 381		5 993	" "	En provenance d'autres chemins de fer au Canada	12
						" "	En provenance des Etats-Unis:	
					1 469	" "	A destination du Canada	13
					109	" "	A destination des Etats-Unis	14
			<b>5 461</b>		<b>97 836</b>	" "	<b>Total du trafic marchandises transportées(1)</b>	<b>15</b>
			5 381		92 013	" "	Déchargées du wagon au Canada	16
			80		4 897	" "	Remises aux autres chemins de fer au Canada	17
					925	" "	Remises au réseau des Etats-Unis	18
							<b>364. Huiles de poissons et d'animaux marins:</b>	
			5		28	wagon	Nombre de wagons chargés	19
			142		902	tonnes métriques	Chargées sur wagons au Canada	20
			397		934	" "	En provenance d'autres chemins de fer au Canada	21
						" "	En provenance des Etats-Unis:	
					141	" "	A destination du Canada	22
					928	" "	A destination des Etats-Unis	23
			<b>539</b>		<b>2 905</b>	" "	<b>Total du trafic marchandises transportées(1)</b>	<b>24</b>
			216		366	" "	Déchargées du wagon au Canada	25
			35		928	" "	Remises aux autres chemins de fer au Canada	26
			287		1 609	" "	Remises au réseau des Etats-Unis	27
							<b>366. Huile de coton et huile de lin:</b>	
					23	wagon	Nombre de wagons chargés	28
					1 439	tonnes métriques	Chargées sur wagons au Canada	29
					105	" "	En provenance d'autres chemins de fer au Canada	30
						" "	En provenance des Etats-Unis:	
					2 910	" "	A destination du Canada	31
					191	" "	A destination des Etats-Unis	32
					<b>4 645</b>	" "	<b>Total du trafic marchandises transportées(1)</b>	<b>33</b>
					4 293	" "	Déchargées du wagon au Canada	34
					99	" "	Remises aux autres chemins de fer au Canada	35
					253	" "	Remises au réseau des Etats-Unis	36
							<b>368. Huile de soja:</b>	
					462	wagon	Nombre de wagons chargés	37
					29 422	tonnes métriques	Chargées sur wagons au Canada	38
			113		356	" "	En provenance d'autres chemins de fer au Canada	39
						" "	En provenance des Etats-Unis:	
			28		3 674	" "	A destination du Canada	40
					2 093	" "	A destination des Etats-Unis	41
			<b>141</b>		<b>35 545</b>	" "	<b>Total du trafic marchandises transportées(1)</b>	<b>42</b>
			86		33 042	" "	Déchargées du wagon au Canada	43
			55		265	" "	Remises aux autres chemins de fer au Canada	44
					2 240	" "	Remises au réseau des Etats-Unis	45
							<b>370. Huiles et corps gras d'origine végétale, n.d.a.:</b>	
			3		6 146	wagon	Nombre de wagons chargés	46
			119		396 574	tonnes métriques	Chargées sur wagons au Canada	47
			2 224		29 013	" "	En provenance d'autres chemins de fer au Canada	48
						" "	En provenance des Etats-Unis:	
			332		18 516	" "	A destination du Canada	49
					2 139	" "	A destination des Etats-Unis	50
			<b>2 675</b>		<b>446 242</b>	" "	<b>Total du trafic marchandises transportées(1)</b>	<b>51</b>
			2 258		408 199	" "	Déchargées du wagon au Canada	52
			298		31 808	" "	Remises aux autres chemins de fer au Canada	53
			119		6 235	" "	Remises au réseau des Etats-Unis	54

Voir note(s) à la fin du tableau.

TABLE 2. Revenue Freight Carried by Railways Within Canada, 1981

No	Commodity		Class I - Classe I		Class II - Classe II			
			Canadian National Canadien National	Canadian Pacific Canadien Pacifique	Algoma Central	British Columbia Railway	Canada Southern (Consolidated Rail)	Chesapeake and Ohio
<b>Fabricated materials, inedible (C.L.):</b>								
<b>372. Chemically modified oils, fats and waxes and their derivatives:</b>								
1	Number of railway cars loaded	carloads	75	70	-	-	-	-
2	Loaded onto railway cars in Canada	metric tonnes	2 841	3 105	-	-	-	-
3	Received from other railways in Canada	" "	82	159	-	-	44	-
Received from United States rail:								
4	Destined to Canadian points	" "	2 766	1 159	-	-	76	-
5	Destined to United States points	" "	274	625	-	-	-	114
6	<b>Total freight traffic carried(1)</b>	" "	<b>5 963</b>	<b>5 048</b>	-	-	<b>120</b>	<b>114</b>
7	Unloaded from railway cars in Canada	" "	5 226	3 649	-	-	-	-
8	Delivered to other railways in Canada	" "	331	213	-	-	76	-
9	Delivered to United States rail connections	" "	406	1 187	-	-	44	114
<b>374. Turpentine, rosin and rosin oils, spirits and acids:</b>								
10	Number of railway cars loaded	carloads	105	65	-	-	-	-
11	Loaded onto railway cars in Canada	metric tonnes	3 937	2 691	-	-	-	-
12	Received from other railways in Canada	" "	18	1 458	-	122	-	-
Received from United States rail:								
13	Destined to Canadian points	" "	2 454	2 972	-	282	873	2 354
14	Destined to United States points	" "	-	1 308	-	-	-	-
15	<b>Total freight traffic carried(1)</b>	" "	<b>6 409</b>	<b>8 429</b>	-	<b>404</b>	<b>873</b>	<b>2 354</b>
16	Unloaded from railway cars in Canada	" "	5 271	7 005	-	405	273	2 354
17	Delivered to other railways in Canada	" "	785	79	-	-	600	-
18	Delivered to United States rail connections	" "	354	1 344	-	-	-	-
<b>376. Gum, wood and vegetable extracts:</b>								
19	Number of railway cars loaded	carloads	702	601	-	-	-	-
20	Loaded onto railway cars in Canada	metric tonnes	37 017	38 854	-	-	-	-
21	Received from other railways in Canada	" "	5 677	1 977	-	-	74	-
Received from United States rail:								
22	Destined to Canadian points	" "	5 805	5 370	-	-	426	-
23	Destined to United States points	" "	-	1 009	-	-	-	-
24	<b>Total freight traffic carried(1)</b>	" "	<b>48 499</b>	<b>45 210</b>	-	-	<b>500</b>	-
25	Unloaded from railway cars in Canada	" "	26 212	25 185	-	-	-	-
26	Delivered to other railways in Canada	" "	621	2 326	-	-	426	-
27	Delivered to United States rail connections	" "	21 666	17 698	-	-	74	-
<b>378. Carbon blacks:</b>								
28	Number of railway cars loaded	carloads	1 268	333	-	78	-	42
29	Loaded onto railway cars in Canada	metric tonnes	59 729	12 787	-	5 234	-	1 241
30	Received from other railways in Canada	" "	45	488	-	-	1 481	-
Received from United States rail:								
31	Destined to Canadian points	" "	6 202	32	-	-	30	-
32	Destined to United States points	" "	460	168	-	-	-	-
33	<b>Total freight traffic carried(1)</b>	" "	<b>66 436</b>	<b>13 475</b>	-	<b>5 234</b>	<b>1 511</b>	<b>1 241</b>
34	Unloaded from railway cars in Canada	" "	64 528	3 467	-	5 234	-	-
35	Delivered to other railways in Canada	" "	39	1 299	-	-	30	1 241
36	Delivered to United States rail connections	" "	1 869	8 708	-	-	1 481	-
<b>380. Chemical elements:</b>								
37	Number of railway cars loaded	carloads	8 617	272	3	-	-	941
38	Loaded onto railway cars in Canada	metric tonnes	455 656	14 998	112	-	-	75 701
39	Received from other railways in Canada	" "	1 021	66 811	382	-	178	77
Received from United States rail:								
40	Destined to Canadian points	" "	3 339	5 412	-	-	1 319	82
41	Destined to United States points	" "	136	-	-	-	-	1 935
42	<b>Total freight traffic carried(1)</b>	" "	<b>460 152</b>	<b>87 221</b>	<b>494</b>	-	<b>1 497</b>	<b>77 795</b>
43	Unloaded from railway cars in Canada	" "	308 038	83 227	382	-	50	807
44	Delivered to other railways in Canada	" "	33 759	2 326	112	-	1 319	37 807
45	Delivered to United States rail connections	" "	118 355	1 668	-	-	128	39 180
<b>382. Sulphuric acid:</b>								
46	Number of railway cars loaded	carloads	4 821	7 249	-	170	15	-
47	Loaded onto railway cars in Canada	metric tonnes	364 141	650 724	-	12 712	1 293	-
48	Received from other railways in Canada	" "	146 784	88 474	-	1 002	174 380	104 293
Received from United States rail:								
49	Destined to Canadian points	" "	82	1 114	-	88	154	-
50	Destined to United States points	" "	-	-	-	-	-	-
51	<b>Total freight traffic carried(1)</b>	" "	<b>511 007</b>	<b>740 312</b>	-	<b>13 802</b>	<b>175 827</b>	<b>104 293</b>
52	Unloaded from railway cars in Canada	" "	384 633	170 159	-	13 802	101 701	104 265
53	Delivered to other railways in Canada	" "	112 609	357 991	-	-	644	27
54	Delivered to United States rail connections	" "	13 766	212 163	-	-	73 282	-

See footnote(s) at end of table

TABLEAU 2. Marchandises payantes transportées par chemin de fer au Canada, 1981

Class II - Classe II				Classes III and IV	Grand total all Railways	Type de marchandise	No	
Toronto, Hamilton and Buffalo	Ontario Northland	Quebec North Shore and Labrador	All other Tous autres					Classes III et IV
						<b>Demi-produits, non comestibles (charge complète):</b>		
						<b>372. Huiles, corps gras et cires modifiées chimiquement et leurs dérivés:</b>		
			2		147	wagon	Nombre de wagons chargés	1
			54		6 000	tonnes métriques	Chargées sur wagons au Canada	2
104			571		960	" "	En provenance d'autres chemins de fer au Canada	3
			345		4 346	" "	En provenance des Etats-Unis:	
					1 369	" "	A destination du Canada	4
				356	1 369	" "	A destination des Etats-Unis	5
<b>104</b>			<b>970</b>	<b>356</b>	<b>12 675</b>	" "	<b>Total du trafic marchandises transportées(1)</b>	<b>6</b>
55			645		9 575	" "	Déchargées du wagon au Canada	7
49			275		944	" "	Remises aux autres chemins de fer au Canada	8
			50	356	2 157	" "	Remises au réseau des Etats-Unis	9
							<b>374. Térébenthine, colophane et huiles, essences et acides, de colophane:</b>	
					170	wagon	Nombre de wagons chargés	10
					6 628	tonnes métriques	Chargées sur wagons au Canada	11
599			160		2 357	" "	En provenance d'autres chemins de fer au Canada	12
			979		9 914	" "	En provenance des Etats-Unis:	
					1 308	" "	A destination du Canada	13
					1 308	" "	A destination des Etats-Unis	14
<b>599</b>			<b>1 139</b>		<b>20 207</b>	" "	<b>Total du trafic marchandises transportées(1)</b>	<b>15</b>
122			250		15 680	" "	Déchargées du wagon au Canada	16
476			778		2 718	" "	Remises aux autres chemins de fer au Canada	17
			111		1 809	" "	Remises au réseau des Etats-Unis	18
							<b>376. Extraits de gomme, de bois et de végétaux:</b>	
			4		1 307	wagon	Nombre de wagons chargés	19
			185		74 056	tonnes métriques	Chargées sur wagons au Canada	20
1 108			1 578		10 414	" "	En provenance d'autres chemins de fer au Canada	21
			6 145		17 746	" "	En provenance des Etats-Unis:	
			25		1 034	" "	A destination du Canada	22
					1 034	" "	A destination des Etats-Unis	23
<b>1 108</b>			<b>7 933</b>		<b>103 250</b>	" "	<b>Total du trafic marchandises transportées(1)</b>	<b>24</b>
37			1 223		53 357	" "	Déchargées du wagon au Canada	25
371			5 015		8 759	" "	Remises aux autres chemins de fer au Canada	26
			1 696		41 134	" "	Remises au réseau des Etats-Unis	27
							<b>378. Noire de carbone:</b>	
					1 721	wagon	Nombre de wagons chargés	28
					78 991	tonnes métriques	Chargées sur wagons au Canada	29
1 542					3 556	" "	En provenance d'autres chemins de fer au Canada	30
					6 264	" "	En provenance des Etats-Unis:	
			30		658	" "	A destination du Canada	31
					658	" "	A destination des Etats-Unis	32
<b>1 542</b>			<b>30</b>		<b>89 469</b>	" "	<b>Total du trafic marchandises transportées(1)</b>	<b>33</b>
62					73 291	" "	Déchargées du wagon au Canada	34
1 481					4 090	" "	Remises aux autres chemins de fer au Canada	35
			30		12 088	" "	Remises au réseau des Etats-Unis	36
							<b>380. Eléments chimiques:</b>	
					8 154	wagon	Nombre de wagons chargés	37
	1	73	247		561 985	tonnes métriques	Chargées sur wagons au Canada	38
12 108	3 568	612	14 901		87 446	" "	En provenance d'autres chemins de fer au Canada	39
			3 007		13 159	" "	En provenance des Etats-Unis:	
					12 367	" "	A destination du Canada	40
				10 296	12 367	" "	A destination des Etats-Unis	41
<b>12 108</b>	<b>3 573</b>	<b>612</b>	<b>21 209</b>	<b>10 296</b>	<b>674 957</b>	" "	<b>Total du trafic marchandises transportées(1)</b>	<b>42</b>
12 030	141	612	3 818		409 105	" "	Déchargées du wagon au Canada	43
78	3 432		10 300		89 133	" "	Remises aux autres chemins de fer au Canada	44
			7 090	10 296	176 717	" "	Remises au réseau des Etats-Unis	45
							<b>382. Acide sulfurique:</b>	
			14		14 252	wagon	Nombre de wagons chargés	46
	1 983		1 201		1 196 829	tonnes métriques	Chargées sur wagons au Canada	47
185 867	1 178		70		702 048	" "	En provenance d'autres chemins de fer au Canada	48
						" "	En provenance des Etats-Unis:	
			4 347		5 785	" "	A destination du Canada	49
						" "	A destination des Etats-Unis	50
<b>185 867</b>	<b>167 736</b>		<b>5 618</b>		<b>1 904 462</b>	" "	<b>Total du trafic marchandises transportées(1)</b>	<b>51</b>
78 219	4 304		3 948		861 031	" "	Déchargées du wagon au Canada	52
107 647	163 433		1 614		744 165	" "	Remises aux autres chemins de fer au Canada	53
			56		299 267	" "	Remises au réseau des Etats-Unis	54

Voir note(s) à la fin du tableau.



TABLE 2. Revenue Freight Carried by Railways Within Canada, 1981

No.	Commodity		Class I - Classe I		Class II - Classe II			
			Canadian National	Canadian Pacific	Algoma Central	British Columbia Railway	Canada Southern (Consolidated Rail)	Chesapeake and Ohio
			Canadian National	Canadian Pacific				
<b>Fabricated materials, inedible (C.L.):</b>								
<b>384. Inorganic acids and oxygen compounds of non-metals or metalloids, n.e.s.:</b>								
1	Number of railway cars loaded	carloads	1,567	1,632	-	-	281	239
2	Loaded onto railway cars in Canada	metric tonnes	95 531	84 827	-	-	12 999	13 391
3	Received from other railways in Canada	" "	218	4 653	292	-	19 021	-
	Received from United States rail:							
4	Destined to Canadian points	" "	4 452	2 185	-	-	1 025	183
5	Destined to United States points	" "	96	1 823	-	-	-	11 098
6	<b>Total freight traffic carried(1)</b>	" "	<b>100 297</b>	<b>93 488</b>	<b>292</b>	<b>-</b>	<b>33 045</b>	<b>24 672</b>
7	Unloaded from railway cars in Canada	" "	58 479	55 884	-	-	155	364
8	Delivered to other railways in Canada	" "	2 992	11 929	292	-	961	294
9	Delivered to United States rail connections	" "	38 826	25 673	-	-	31 929	24 014
<b>386. Sodium hydroxide:</b>								
10	Number of railway cars loaded	carloads	5	26	-	-	-	1
11	Loaded onto railway cars in Canada	metric tonnes	431	2 247	-	-	-	39
12	Received from other railways in Canada	" "	-	402	-	-	-	-
	Received from United States rail:							
13	Destined to Canadian points	" "	-	-	-	-	-	-
14	Destined to United States points	" "	-	-	-	-	-	-
15	<b>Total freight traffic carried(1)</b>	" "	<b>431</b>	<b>2 649</b>	<b>-</b>	<b>-</b>	<b>-</b>	<b>39</b>
16	Unloaded from railway cars in Canada	" "	431	2 649	-	-	-	-
17	Delivered to other railways in Canada	" "	-	-	-	-	-	39
18	Delivered to United States rail connections	" "	-	-	-	-	-	-
<b>388. Inorganic bases and metallic oxides, hydroxides, and peroxides, n.e.s.:</b>								
19	Number of railway cars loaded	carloads	17,763	7,823	5	-	-	1,461
20	Loaded onto railway cars in Canada	metric tonnes	1 300 979	551 744	117	-	-	107 604
21	Received from other railways in Canada	" "	29 593	151 057	87	-	493	80
	Received from United States rail:							
22	Destined to Canadian points	" "	8 218	19 148	-	-	1 318	5 867
23	Destined to United States points	" "	956	11 189	-	-	-	8 069
24	<b>Total freight traffic carried(1)</b>	" "	<b>1 339 746</b>	<b>733 138</b>	<b>204</b>	<b>-</b>	<b>1 811</b>	<b>121 620</b>
25	Unloaded from railway cars in Canada	" "	1 076 444	297 839	-	-	511	22 582
26	Delivered to other railways in Canada	" "	154 240	51 056	204	-	1 300	72 942
27	Delivered to United States rail connections	" "	109 064	384 244	-	-	-	26 095
<b>390. Sodium sulphate:</b>								
28	Number of railway cars loaded	carloads	1,627	5,093	-	786	-	-
29	Loaded onto railway cars in Canada	metric tonnes	104 389	430 479	-	65 405	-	-
30	Received from other railways in Canada	" "	34 190	15 927	4 752	20 061	10 651	-
	Received from United States rail:							
31	Destined to Canadian points	" "	-	61	-	-	-	-
32	Destined to United States points	" "	-	77	-	-	-	44
33	<b>Total freight traffic carried(1)</b>	" "	<b>138 579</b>	<b>446 544</b>	<b>4 752</b>	<b>85 466</b>	<b>10 651</b>	<b>44</b>
34	Unloaded from railway cars in Canada	" "	100 838	161 421	-	81 953	-	-
35	Delivered to other railways in Canada	" "	9 974	68 011	4 752	3 124	-	-
36	Delivered to United States rail connections	" "	27 767	217 112	-	389	10 651	44
<b>392. Sodium carbonate:</b>								
37	Number of railway cars loaded	carloads	1,771	2,268	-	-	-	-
38	Loaded onto railway cars in Canada	metric tonnes	123 559	172 904	-	-	-	-
39	Received from other railways in Canada	" "	1 033	2 247	-	-	74	89
	Received from United States rail:							
40	Destined to Canadian points	" "	60 800	42 244	-	7 311	-	-
41	Destined to United States points	" "	-	91	-	-	-	221
42	<b>Total freight traffic carried(1)</b>	" "	<b>185 392</b>	<b>217 486</b>	<b>-</b>	<b>7 311</b>	<b>74</b>	<b>310</b>
43	Unloaded from railway cars in Canada	" "	183 451	184 312	-	7 311	29	89
44	Delivered to other railways in Canada	" "	1 895	33 083	-	-	-	-
45	Delivered to United States rail connections	" "	45	91	-	-	45	221
<b>394. Metallic salts and peroxy-salts of inorganic acids, n.e.s.:</b>								
46	Number of railway cars loaded	carloads	2,156	1,735	-	-	31	8
47	Loaded onto railway cars in Canada	metric tonnes	131 510	133 066	-	-	1 555	674
48	Received from other railways in Canada	" "	49 774	72 789	-	-	3 651	-
	Received from United States rail:							
49	Destined to Canadian points	" "	47 267	31 581	-	-	7 249	5 700
50	Destined to United States points	" "	399	1 450	-	-	-	17 185
51	<b>Total freight traffic carried(1)</b>	" "	<b>228 950</b>	<b>238 886</b>	<b>-</b>	<b>-</b>	<b>12 455</b>	<b>23 559</b>
52	Unloaded from railway cars in Canada	" "	194 954	157 279	-	-	1 670	5 081
53	Delivered to other railways in Canada	" "	11 915	46 377	-	-	6 306	619
54	Delivered to United States rail connections	" "	22 081	35 230	-	-	4 479	17 859

See footnote(s) at end of table.

TABLEAU 2. Marchandises payantes transportées par chemin de fer au Canada, 1981

Class II - Classe II				Classes III and IV	Grand total all Railways	Type de marchandise	No
Toronto, Hamilton and Buffalo	Ontario Northland	Quebec North Shore and Labrador	All other Tous autres				
						<b>Demi-produits, non comestibles (charge complète):</b>	
						<b>384. Acides inorganiques et composés d'oxygène de produits non métalliques ou de métalloïdes, n.d.a.:</b>	
59	-	-	172	-	3 950	wagon	Nombre de wagons chargés
5 391	-	-	9 158	-	221 297	tonnes métriques	Chargées sur wagons au Canada
2 967	4 465	-	5 291	-	36 907	" "	En provenance d'autres chemins de fer au Canada
-	-	-	1 016	-	8 861	" "	En provenance des Etats-Unis
-	-	-	-	-	13 017	" "	A destination du Canada
-	-	-	-	-	-	" "	A destination des Etats-Unis
<b>8 358</b>	<b>4 465</b>	-	<b>15 465</b>	-	<b>280 082</b>	" "	<b>Total du trafic marchandises transportées(1)</b>
692	2 488	-	392	-	118 454	" "	Déchargées du wagon au Canada
7 667	1 977	-	2 227	-	28 339	" "	Remises aux autres chemins de fer au Canada
-	-	-	12 848	-	133 290	" "	Remises au réseau des Etats-Unis
						<b>386. Hydroxyde de sodium:</b>	
-	1	-	-	-	33	wagon	Nombre de wagons chargés
-	57	-	-	-	2 774	tonnes métriques	Chargées sur wagons au Canada
-	27 545	-	-	-	27 947	" "	En provenance d'autres chemins de fer au Canada
-	-	-	-	-	-	" "	En provenance des Etats-Unis
-	-	-	-	-	-	" "	A destination du Canada
-	-	-	-	-	-	" "	A destination des Etats-Unis
-	<b>27 602</b>	-	-	-	<b>30 721</b>	" "	<b>Total du trafic marchandises transportées(1)</b>
-	20 219	-	-	-	23 299	" "	Déchargées du wagon au Canada
-	7 383	-	-	-	7 422	" "	Remises aux autres chemins de fer au Canada
-	-	-	-	-	-	" "	Remises au réseau des Etats-Unis
						<b>388. Bases inorganiques et oxydes, hydroxydes et peroxydes métalliques, n.d.a.:</b>	
1	1	-	173	-	27 227	wagon	Nombre de wagons chargés
67	64	-	14 268	-	1 974 843	tonnes métriques	Chargées sur wagons au Canada
3 088	766	-	6 085	-	191 249	" "	En provenance d'autres chemins de fer au Canada
-	-	-	1 551	-	36 102	" "	En provenance des Etats-Unis
-	-	-	-	31 184	51 398	" "	A destination du Canada
-	-	-	-	-	-	" "	A destination des Etats-Unis
<b>3 155</b>	<b>830</b>	-	<b>21 904</b>	<b>31 184</b>	<b>2 253 592</b>	" "	<b>Total du trafic marchandises transportées(1)</b>
2 155	353	-	1 111	-	1 400 995	" "	Déchargées du wagon au Canada
1 000	476	-	14 473	-	295 691	" "	Remises aux autres chemins de fer au Canada
-	-	-	6 318	31 184	556 905	" "	Remises au réseau des Etats-Unis
						<b>390. Sulfate de sodium:</b>	
1	-	-	-	-	7 507	wagon	Nombre de wagons chargés
85	-	-	-	-	600 358	tonnes métriques	Chargées sur wagons au Canada
11 182	690	-	2 945	-	100 398	" "	En provenance d'autres chemins de fer au Canada
-	-	-	-	-	61	" "	En provenance des Etats-Unis
-	-	-	-	4 211	4 332	" "	A destination du Canada
-	-	-	-	-	-	" "	A destination des Etats-Unis
<b>11 267</b>	<b>690</b>	-	<b>2 945</b>	<b>4 211</b>	<b>705 149</b>	" "	<b>Total du trafic marchandises transportées(1)</b>
578	-	-	276	-	345 064	" "	Déchargées du wagon au Canada
10 691	690	-	-	-	97 242	" "	Remises aux autres chemins de fer au Canada
-	-	-	2 669	4 211	262 843	" "	Remises au réseau des Etats-Unis
						<b>392. Carbonate de sodium:</b>	
1	-	-	1 561	-	5 601	wagon	Nombre de wagons chargés
85	-	-	108 777	-	405 325	tonnes métriques	Chargées sur wagons au Canada
31 232	4 614	-	26 637	-	65 926	" "	En provenance d'autres chemins de fer au Canada
-	-	-	36 252	-	146 607	" "	En provenance des Etats-Unis
-	-	-	-	-	312	" "	A destination du Canada
-	-	-	-	-	-	" "	A destination des Etats-Unis
<b>31 317</b>	<b>4 614</b>	-	<b>171 666</b>	-	<b>618 170</b>	" "	<b>Total du trafic marchandises transportées(1)</b>
31 232	2 768	-	154 088	-	563 280	" "	Déchargées du wagon au Canada
85	1 846	-	17 577	-	54 486	" "	Remises aux autres chemins de fer au Canada
-	-	-	-	-	402	" "	Remises au réseau des Etats-Unis
						<b>394. Seis et persels métalliques d'acides inorganiques, n.d.a.:</b>	
765	44	-	364	-	5 103	wagon	Nombre de wagons chargés
49 742	2 303	-	28 764	-	345 614	tonnes métriques	Chargées sur wagons au Canada
5 270	2 318	-	35 713	-	169 515	" "	En provenance d'autres chemins de fer au Canada
-	-	-	20 735	-	112 532	" "	En provenance des Etats-Unis
-	-	-	393	4 472	23 899	" "	A destination du Canada
-	-	-	-	-	-	" "	A destination des Etats-Unis
<b>55 012</b>	<b>4 621</b>	-	<b>83 605</b>	<b>4 472</b>	<b>651 560</b>	" "	<b>Total du trafic marchandises transportées(1)</b>
6 423	1 267	-	17 773	-	384 447	" "	Déchargées du wagon au Canada
48 589	3 354	-	41 038	-	158 198	" "	Remises aux autres chemins de fer au Canada
-	-	-	24 794	4 472	108 915	" "	Remises au réseau des Etats-Unis

Voir note(s) à la fin du tableau.

TABLE 2. Revenue Freight Carried by Railways Within Canada, 1981

No.	Commodity		Class I - Classe I		Class II - Classe II			
			Canadian National Canadien National	Canadian Pacific Canadien Pacifique	Algoma Central	British Columbia Railway	Canada Southern (Consolidated Rail)	Chesapeake and Ohio
<b>Fabricated materials, inedible (C.L.):</b>								
<b>396. Calcium carbide:</b>								
1	Number of railway cars loaded	carloads	373	136	-	-	-	-
2	Loaded onto railway cars in Canada	metric tonnes	18 122	4 649	-	-	-	-
3	Received from other railways in Canada	" "	-	806	1 810	-	-	-
	Received from United States rail:							
4	Destined to Canadian points	" "	1 131	210	-	-	-	-
5	Destined to United States points	" "	-	857	-	-	-	-
6	<b>Total freight traffic carried(1)</b>	" "	<b>19 253</b>	<b>6 522</b>	<b>1 810</b>	-	-	-
7	Unloaded from railway cars in Canada	" "	18 192	4 349	1 810	-	-	-
8	Delivered to other railways in Canada	" "	1 061	1 317	-	-	-	-
9	Delivered to United States rail connections	" "	-	857	-	-	-	-
<b>398. Inorganic chemicals, other n.e.s.:</b>								
10	Number of railway cars loaded	carloads	170	12	-	-	-	2
11	Loaded onto railway cars in Canada	metric tonnes	10 122	351	-	-	-	140
12	Received from other railways in Canada	" "	45	2 967	-	-	-	-
	Received from United States rail:							
13	Destined to Canadian points	" "	3 474	3 328	-	-	-	-
14	Destined to United States points	" "	-	84	-	-	-	567
15	<b>Total freight traffic carried(1)</b>	" "	<b>13 641</b>	<b>6 730</b>	-	-	-	<b>707</b>
16	Unloaded from railway cars in Canada	" "	10 431	6 628	-	-	-	-
17	Delivered to other railways in Canada	" "	176	-	-	-	-	-
18	Delivered to United States rail connections	" "	3 035	103	-	-	-	707
<b>400. Hydrocarbons and their derivatives:</b>								
19	Number of railway cars loaded	carloads	7,237	5,824	-	-	-	1,863
20	Loaded onto railway cars in Canada	metric tonnes	555 057	401 479	-	-	-	136 950
21	Received from other railways in Canada	" "	272	110 557	-	-	-	3 101
	Received from United States rail:							
22	Destined to Canadian points	" "	16 565	945	-	-	81	40 688
23	Destined to United States points	" "	64	27	-	-	-	3 758
24	<b>Total freight traffic carried(1)</b>	" "	<b>571 958</b>	<b>513 008</b>	-	-	<b>81</b>	<b>184 497</b>
25	Unloaded from railway cars in Canada	" "	520 620	140 169	-	-	-	44 603
26	Delivered to other railways in Canada	" "	455	75 666	-	-	81	109 227
27	Delivered to United States rail connections	" "	50 884	297 173	-	-	-	30 667
<b>402. Alcohols and their derivatives:</b>								
28	Number of railway cars loaded	carloads	1,016	4,848	-	-	-	395
29	Loaded onto railway cars in Canada	metric tonnes	61 606	411 240	-	-	-	24 183
30	Received from other railways in Canada	" "	9 258	31 772	-	-	155	5 092
	Received from United States rail:							
31	Destined to Canadian points	" "	6 046	10 765	-	-	37	-
32	Destined to United States points	" "	75	2 996	-	-	-	189
33	<b>Total freight traffic carried(1)</b>	" "	<b>76 985</b>	<b>456 773</b>	-	-	<b>192</b>	<b>29 464</b>
34	Unloaded from railway cars in Canada	" "	42 392	373 245	-	-	37	5 092
35	Delivered to other railways in Canada	" "	5 747	22 389	-	-	-	24 183
36	Delivered to United States rail connections	" "	28 847	61 138	-	-	155	189
<b>404. Phenols, ethers, aldehydes, ketones and their derivatives:</b>								
37	Number of railway cars loaded	carloads	3,332	179	-	-	-	895
38	Loaded onto railway cars in Canada	metric tonnes	245 451	10 795	-	-	-	63 358
39	Received from other railways in Canada	" "	432	22 319	-	-	31	468
	Received from United States rail:							
40	Destined to Canadian points	" "	13 693	20 963	-	-	1 794	4 472
41	Destined to United States points	" "	1 440	547	-	-	-	-
42	<b>Total freight traffic carried(1)</b>	" "	<b>261 016</b>	<b>54 624</b>	-	-	<b>1 825</b>	<b>68 298</b>
43	Unloaded from railway cars in Canada	" "	222 365	51 495	-	-	-	5 457
44	Delivered to other railways in Canada	" "	1 381	2 467	-	-	1 794	19 334
45	Delivered to United States rail connections	" "	37 270	663	-	-	31	43 507
<b>406. Organic acids, their anhydrides, halides peroxides, paracids and derivatives:</b>								
46	Number of railway cars loaded	carloads	732	561	-	1	-	-
47	Loaded onto railway cars in Canada	metric tonnes	44 596	41 566	-	86	-	-
48	Received from other railways in Canada	" "	160	600	-	35	-	-
	Received from United States rail:							
49	Destined to Canadian points	" "	52 006	3 965	-	-	455	2 895
50	Destined to United States points	" "	140	-	-	-	-	-
51	<b>Total freight traffic carried(1)</b>	" "	<b>96 902</b>	<b>46 131</b>	-	<b>121</b>	<b>455</b>	<b>2 895</b>
52	Unloaded from railway cars in Canada	" "	96 657	22 897	-	122	56	2 895
53	Delivered to other railways in Canada	" "	105	94	-	-	399	-
54	Delivered to United States rail connections	" "	140	23 140	-	-	-	-

See footnote(s) at end of table.

TABLEAU 2. Marchandises payantes transportées par chemin de fer au Canada, 1981

Class II - Classe II				Classes III and IV	Grand total all Railways	Type de marchandise	No
Toronto, Hamilton and Buffalo	Ontario Northland	Quebec North Shore and Labrador	All other Tous autres				
						<b>Demi-produits, non comestibles (charge complète):</b>	
						<b>396. Carbone de calcium:</b>	
-	1	-	-	-	510	wagon	1
-	10	-	-	-	22 781	tonnes	2
665	668	-	964	-	4 913	métriques	3
-	-	-	70	-	1 411	" "	4
-	-	-	-	-	857	" "	5
<b>665</b>	<b>678</b>	-	<b>1 034</b>	-	<b>29 962</b>	<b>Total du trafic marchandises transportées(1)</b>	<b>6</b>
-	678	-	36	-	25 065	Déchargées du wagon au Canada	7
665	-	-	998	-	4 041	Remises aux autres chemins de fer au Canada	8
-	-	-	-	-	857	Remises au réseau des Etats-Unis	9
						<b>398. Autres produits chimiques inorganiques, n.d.a.:</b>	
-	-	-	56	-	240	wagon	10
-	-	-	2 723	-	13 336	tonnes	11
-	115	-	790	-	3 917	métriques	12
-	-	-	1 076	-	7 878	" "	13
-	-	-	-	-	651	" "	14
-	<b>115</b>	-	<b>4 589</b>	-	<b>25 782</b>	<b>Total du trafic marchandises transportées(1)</b>	<b>15</b>
-	115	-	1 246	-	18 420	Déchargées du wagon au Canada	16
-	-	-	2 995	-	3 171	Remises aux autres chemins de fer au Canada	17
-	-	-	347	-	4 192	Remises au réseau des Etats-Unis	18
						<b>400. Hydrocarbures et leurs dérivés:</b>	
-	-	-	-	-	14,924	wagon	19
-	-	-	-	-	1 093 486	tonnes	20
81	-	-	23 476	-	137 487	métriques	21
-	-	-	390	-	58 669	" "	22
-	-	-	-	-	3 849	" "	23
<b>81</b>	-	-	<b>23 866</b>	-	<b>1 293 491</b>	<b>Total du trafic marchandises transportées(1)</b>	<b>24</b>
-	-	-	1 486	-	706 878	Déchargées du wagon au Canada	25
81	-	-	1 142	-	186 652	Remises aux autres chemins de fer au Canada	26
-	-	-	21 238	-	399 962	Remises au réseau des Etats-Unis	27
						<b>402. Alcools et leurs dérivés:</b>	
-	-	-	26	-	6,285	wagon	28
-	-	-	866	-	497 895	tonnes	29
-	-	-	4 748	-	51 025	métriques	30
-	-	-	153	-	17 001	" "	31
-	-	-	-	758	4 018	" "	32
-	-	-	<b>5 767</b>	<b>758</b>	<b>569 939</b>	<b>Total du trafic marchandises transportées(1)</b>	<b>33</b>
-	-	-	632	-	421 398	Déchargées du wagon au Canada	34
-	-	-	2 858	-	55 177	Remises aux autres chemins de fer au Canada	35
-	-	-	2 276	758	93 363	Remises au réseau des Etats-Unis	36
						<b>404. Phénols, éthers, aldéhydes, cétones et leurs dérivés:</b>	
-	-	-	2	-	4 408	wagon	37
-	-	-	67	-	319 671	tonnes	38
1 413	-	-	3 035	-	27 698	métriques	39
-	-	-	469	-	41 391	" "	40
-	-	-	-	-	1 987	" "	41
<b>1 413</b>	-	-	<b>3 571</b>	-	<b>390 747</b>	<b>Total du trafic marchandises transportées(1)</b>	<b>42</b>
-	-	-	639	-	279 958	Déchargées du wagon au Canada	43
1 413	-	-	2 918	-	29 307	Remises aux autres chemins de fer au Canada	44
-	-	-	14	-	81 485	Remises au réseau des Etats-Unis	45
						<b>406. Acides organiques et leurs anhydrides, halides, peroxydes, peracides et leurs dérivés:</b>	
-	-	-	-	-	1,294	wagon	46
-	-	-	-	-	86 248	tonnes	47
764	-	-	102	-	1 661	métriques	48
-	-	-	360	-	59 681	" "	49
-	-	-	-	-	140	" "	50
<b>764</b>	-	-	<b>462</b>	-	<b>147 730</b>	<b>Total du trafic marchandises transportées(1)</b>	<b>51</b>
-	-	-	271	-	122 898	Déchargées du wagon au Canada	52
764	-	-	191	-	1 553	Remises aux autres chemins de fer au Canada	53
-	-	-	-	-	23 280	Remises au réseau des Etats-Unis	54

Voir note(s) à la fin du tableau.

TABLE 2. Revenue Freight Carried by Railways Within Canada, 1981

Commodity		Class I - Classe I		Class II - Classe II			
		Canadian National	Canadian Pacific	Algoma Central	British Columbia Railway	Canada Southern (Consolidated Rail)	Chesapeake and Ohio
No		Canadian National	Canadian Pacific				
<b>Fabricated materials, inedible (C.L.):</b>							
<b>408. Nitrogen function compounds:</b>							
1	Number of railway cars loaded	carloads	558	24	-	-	28
2	Loaded onto railway cars in Canada	metric tonnes	30 952	1 802	-	-	1 302
3	Received from other railways in Canada	" "	100	2 964	-	-	-
	Received from United States rail:						
4	Destined to Canadian points	" "	10 786	5 111	-	-	10 102
5	Destined to United States points	" "	-	-	-	2 455	331
6	<b>Total freight traffic carried(1)</b>	" "	<b>41 838</b>	<b>9 877</b>	-	<b>2 455</b>	<b>11 735</b>
7	Unloaded from railway cars in Canada	" "	41 113	9 779	-	-	10 043
8	Delivered to other railways in Canada	" "	572	97	-	132	1 072
9	Delivered to United States rail connections	" "	154	-	-	2 323	821
<b>410. Organic chemicals, n.e.s.:</b>							
10	Number of railway cars loaded	carloads	1,618	5	-	-	25
11	Loaded onto railway cars in Canada	metric tonnes	77 553	103	-	-	894
12	Received from other railways in Canada	" "	-	1 938	-	-	29
	Received from United States rail:						
13	Destined to Canadian points	" "	15 714	2 341	-	-	2 107
14	Destined to United States points	" "	148	45	-	-	43
15	<b>Total freight traffic carried(1)</b>	" "	<b>93 415</b>	<b>4 427</b>	-	<b>10 523</b>	<b>3 073</b>
16	Unloaded from railway cars in Canada	" "	92 828	4 259	-	-	2 107
17	Delivered to other railways in Canada	" "	358	122	-	6 489	923
18	Delivered to United States rail connections	" "	230	45	-	4 034	43
<b>412. Explosives, fuses and caps:</b>							
19	Number of railway cars loaded	carloads	533	252	-	-	-
20	Loaded onto railway cars in Canada	metric tonnes	19 924	9 417	-	-	-
21	Received from other railways in Canada	" "	4 270	5 712	-	-	-
	Received from United States rail:						
22	Destined to Canadian points	" "	3 355	43	-	-	-
23	Destined to United States points	" "	-	-	-	-	-
24	<b>Total freight traffic carried(1)</b>	" "	<b>27 549</b>	<b>15 172</b>	-	-	-
25	Unloaded from railway cars in Canada	" "	22 351	10 816	-	-	-
26	Delivered to other railways in Canada	" "	5 034	4 355	-	-	-
27	Delivered to United States rail connections	" "	163	-	-	-	-
<b>414. Ammonium phosphates:</b>							
28	Number of railway cars loaded	carloads	2,985	2,650	-	-	29
29	Loaded onto railway cars in Canada	metric tonnes	205 686	211 810	-	-	2 488
30	Received from other railways in Canada	" "	20 392	6 787	-	-	-
	Received from United States rail:						
31	Destined to Canadian points	" "	11 075	1 442	-	-	-
32	Destined to United States points	" "	-	-	-	751	-
33	<b>Total freight traffic carried(1)</b>	" "	<b>237 153</b>	<b>220 039</b>	-	<b>751</b>	<b>2 488</b>
34	Unloaded from railway cars in Canada	" "	143 158	102 586	-	-	-
35	Delivered to other railways in Canada	" "	52 866	28 216	-	751	2 058
36	Delivered to United States rail connections	" "	41 128	89 237	-	-	429
<b>416. Muriate of potassium (potash):</b>							
37	Number of railway cars loaded	carloads	65,212	43,746	-	-	-
38	Loaded onto railway cars in Canada	metric tonnes	5 816 290	3 884 015	-	-	-
39	Received from other railways in Canada	" "	23 889	1 571	-	26 809	5 580
	Received from United States rail:						
40	Destined to Canadian points	" "	148	1 139	-	698	-
41	Destined to United States points	" "	-	180	-	-	-
42	<b>Total freight traffic carried(1)</b>	" "	<b>5 840 327</b>	<b>3 886 905</b>	-	<b>27 507</b>	<b>99 784</b>
43	Unloaded from railway cars in Canada	" "	3 562 131	1 256 034	-	17 390	15 646
44	Delivered to other railways in Canada	" "	12 782	141 318	-	-	-
45	Delivered to United States rail connections	" "	2 265 414	2 489 554	-	10 117	84 138
<b>418. Fertilizers and fertilizer materials, n.e.s.:</b>							
46	Number of railway cars loaded	carloads	8,007	11,753	-	3	656
47	Loaded onto railway cars in Canada	metric tonnes	561 529	1 022 242	-	152	49 898
48	Received from other railways in Canada	" "	50 855	263 180	-	1 815	167
	Received from United States rail:						
49	Destined to Canadian points	" "	55 220	77 672	-	-	18 837
50	Destined to United States points	" "	1 757	18 761	-	-	3 856
51	<b>Total freight traffic carried(1)</b>	" "	<b>669 361</b>	<b>1 381 855</b>	-	<b>1 967</b>	<b>72 758</b>
52	Unloaded from railway cars in Canada	" "	317 006	377 896	-	1 968	19 007
53	Delivered to other railways in Canada	" "	206 312	84 416	-	-	16 717
54	Delivered to United States rail connections	" "	146 044	919 542	-	-	37 034

See footnote(s) at end of table.



TABLEAU 2. Marchandises payantes transportées par chemin de fer au Canada, 1981

Class II - Classe II				Classes III and IV	Grand total all Railways	Type de marchandise	No	
Toronto, Hamilton and Buffalo	Ontario Northland	Quebec North Shore and Labrador	All other Tous autres					Classes III et IV
<b>Demi-produits, non comestibles (charge complète):</b>								
<b>408. Composés de fonction azote:</b>								
-	-	-	7	-	617	wagon	Nombre de wagons chargés	1
-	-	-	102	-	34 158	tonnes métriques	Chargées sur wagons au Canada	2
2 155	-	-	398	-	5 617	" "	En provenance d'autres chemins de fer au Canada	3
-	-	-	-	-	-	" "	En provenance des Etats-Unis:	
-	-	-	223	-	28 677	" "	A destination du Canada	4
-	-	-	-	-	331	" "	A destination des Etats-Unis	5
<b>2 155</b>	-	-	<b>723</b>	-	<b>68 783</b>	" "	<b>Total du trafic marchandises transportées(1)</b>	<b>6</b>
-	-	-	579	-	61 646	" "	Déchargées du wagon au Canada	7
2 155	-	-	43	-	6 262	" "	Remises aux autres chemins de fer au Canada	8
-	-	-	102	-	877	" "	Remises au réseau des Etats-Unis	9
<b>410. Produits chimiques organiques, n.d.a.:</b>								
-	-	-	37	-	1 685	wagon	Nombre de wagons chargés	10
-	-	-	1 413	-	79 963	tonnes métriques	Chargées sur wagons au Canada	11
4 460	-	-	165	-	6 592	" "	En provenance d'autres chemins de fer au Canada	12
-	-	-	-	-	-	" "	En provenance des Etats-Unis:	
-	-	-	67	-	30 752	" "	A destination du Canada	13
-	-	-	-	-	236	" "	A destination des Etats-Unis	14
<b>4 460</b>	-	-	<b>1 645</b>	-	<b>117 543</b>	" "	<b>Total du trafic marchandises transportées(1)</b>	<b>15</b>
3 496	-	-	33	-	109 212	" "	Déchargées du wagon au Canada	16
963	-	-	199	-	6 599	" "	Remises aux autres chemins de fer au Canada	17
-	-	-	1 413	-	1 731	" "	Remises au réseau des Etats-Unis	18
<b>412. Explosifs, mèches et amorces:</b>								
-	-	105	285	-	1 175	wagon	Nombre de wagons chargés	19
-	-	5 129	14 656	-	49 126	tonnes métriques	Chargées sur wagons au Canada	20
-	42	-	214	-	10 238	" "	En provenance d'autres chemins de fer au Canada	21
-	-	-	-	-	-	" "	En provenance des Etats-Unis:	
-	-	-	73	-	3 471	" "	A destination du Canada	22
-	-	-	-	-	-	" "	A destination des Etats-Unis	23
-	<b>42</b>	<b>5 129</b>	<b>14 943</b>	-	<b>62 835</b>	" "	<b>Total du trafic marchandises transportées(1)</b>	<b>24</b>
-	-	5 089	14 715	-	52 971	" "	Déchargées du wagon au Canada	25
-	42	40	59	-	9 530	" "	Remises aux autres chemins de fer au Canada	26
-	-	-	169	-	332	" "	Remises au réseau des Etats-Unis	27
<b>414. Phosphates d'ammonium:</b>								
-	-	-	1	-	5,665	wagon	Nombre de wagons chargés	28
-	-	-	24	-	420 008	tonnes métriques	Chargées sur wagons au Canada	29
1 049	-	-	20 171	-	48 399	" "	En provenance d'autres chemins de fer au Canada	30
-	-	-	-	-	-	" "	En provenance des Etats-Unis:	
-	-	-	166	-	13 434	" "	A destination du Canada	31
-	-	-	-	-	-	" "	A destination des Etats-Unis	32
<b>1 049</b>	-	-	<b>20 361</b>	-	<b>481 841</b>	" "	<b>Total du trafic marchandises transportées(1)</b>	<b>33</b>
1 003	-	-	5 033	-	251 780	" "	Déchargées du wagon au Canada	34
45	-	-	-	-	83 936	" "	Remises aux autres chemins de fer au Canada	35
-	-	-	15 329	-	146 123	" "	Remises au réseau des Etats-Unis	36
<b>416. Chlorure (muriate) de potassium:</b>								
1	-	-	-	-	108,959	wagon	Nombre de wagons chargés	37
92	-	-	-	-	9 700 397	tonnes métriques	Chargées sur wagons au Canada	38
88 658	-	-	14 709	-	261 000	" "	En provenance d'autres chemins de fer au Canada	39
-	-	-	-	-	-	" "	En provenance des Etats-Unis:	
-	-	-	92	-	2 077	" "	A destination du Canada	40
-	-	-	-	-	180	" "	A destination des Etats-Unis	41
<b>88 750</b>	-	-	<b>14 801</b>	-	<b>9 963 654</b>	" "	<b>Total du trafic marchandises transportées(1)</b>	<b>42</b>
4 701	-	-	6 914	-	4 868 396	" "	Déchargées du wagon au Canada	43
84 049	-	-	-	-	238 149	" "	Remises aux autres chemins de fer au Canada	44
-	-	-	7 887	-	4 857 110	" "	Remises au réseau des Etats-Unis	45
<b>418. Engrais et matières fertilisantes, n.d.a.:</b>								
798	6	151	43	-	21,418	wagon	Nombre de wagons chargés	46
88 658	314	9 887	3 071	-	1 708 334	tonnes métriques	Chargées sur wagons au Canada	47
-	3 583	-	59 149	-	392 486	" "	En provenance d'autres chemins de fer au Canada	48
-	-	-	-	-	-	" "	En provenance des Etats-Unis:	
-	-	-	44 862	-	203 615	" "	A destination du Canada	49
-	-	-	223	-	24 597	" "	A destination des Etats-Unis	50
<b>63 929</b>	<b>3 897</b>	<b>9 687</b>	<b>107 305</b>	-	<b>2 329 032</b>	" "	<b>Total du trafic marchandises transportées(1)</b>	<b>51</b>
2 055	3 730	4 394	52 915	-	785 145	" "	Déchargées du wagon au Canada	52
825	167	5 293	6 171	-	381 801	" "	Remises aux autres chemins de fer au Canada	53
-	-	-	48 220	-	1 162 089	" "	Remises au réseau des Etats-Unis	54

Voir note(s) à la fin du tableau.

TABLE 2. Revenue Freight Carried by Railways Within Canada, 1981

No.	Commodity		Class I - Classe I		Class II - Classe II			
			Canadian National Canadien National	Canadian Pacific Canadien Pacifique	Algoma Central	British Columbia Railway	Canada Southern (Consolidated Rail)	Chesapeake and Ohio
<b>Fabricated materials, inedible (C.L.):</b>								
<b>420. Agricultural chemicals, formulated:</b>								
1	Number of railway cars loaded	carloads	90	9	-	-	-	1
2	Loaded onto railway cars in Canada	metric tonnes	3 894	234	-	-	-	32
3	Received from other railways in Canada	" "	571	294	-	-	-	-
Received from United States rail:								
4	Destined to Canadian points	" "	1 842	1 662	-	-	-	32
5	Destined to United States points	" "	72	592	-	-	-	34
6	<b>Total freight traffic carried(1)</b>	" "	<b>6 379</b>	<b>2 782</b>	-	-	-	<b>98</b>
7	Unloaded from railway cars in Canada	" "	5 885	2 170	-	-	-	32
8	Delivered to other railways in Canada	" "	164	-	-	-	-	32
9	Delivered to United States rail connections	" "	329	612	-	-	-	34
<b>422. Adhesives:</b>								
10	Number of railway cars loaded	carloads	97	339	-	-	-	-
11	Loaded onto railway cars in Canada	metric tonnes	5 019	9 047	-	-	-	-
12	Received from other railways in Canada	" "	136	114	-	-	-	-
Received from United States rail:								
13	Destined to Canadian points	" "	457	20	-	-	38	-
14	Destined to United States points	" "	-	118	-	-	-	-
15	<b>Total freight traffic carried(1)</b>	" "	<b>5 612</b>	<b>9 299</b>	-	-	<b>38</b>	-
16	Unloaded from railway cars in Canada	" "	5 521	8 849	-	-	38	-
17	Delivered to other railways in Canada	" "	91	319	-	-	-	-
18	Delivered to United States rail connections	" "	-	132	-	-	-	-
<b>424. Synthetic rubber:</b>								
19	Number of railway cars loaded	carloads	449	53	-	-	-	711
20	Loaded onto railway cars in Canada	metric tonnes	20 783	1 886	-	-	-	43 080
21	Received from other railways in Canada	" "	27	7 825	-	32	-	539
Received from United States rail:								
22	Destined to Canadian points	" "	22 870	30 242	-	-	2 681	10 158
23	Destined to United States points	" "	-	5 486	-	-	-	972
24	<b>Total freight traffic carried(1)</b>	" "	<b>43 680</b>	<b>45 439</b>	-	<b>32</b>	<b>2 681</b>	<b>54 749</b>
25	Unloaded from railway cars in Canada	" "	43 208	39 742	-	32	2 507	9 724
26	Delivered to other railways in Canada	" "	27	130	-	-	174	6 641
27	Delivered to United States rail connections	" "	445	5 567	-	-	-	38 384
<b>426. Plastic materials, not shaped and basic shapes and forms:</b>								
28	Number of railway cars loaded	carloads	7 060	1 162	-	5	20	874
29	Loaded onto railway cars in Canada	metric tonnes	374 614	53 954	-	70	408	63 197
30	Received from other railways in Canada	" "	7 048	78 943	-	-	163	276
Received from United States rail:								
31	Destined to Canadian points	" "	67 008	28 255	-	-	2 272	13 755
32	Destined to United States points	" "	10 880	49 074	-	-	-	4 017
33	<b>Total freight traffic carried(1)</b>	" "	<b>459 550</b>	<b>210 226</b>	-	<b>70</b>	<b>2 843</b>	<b>81 245</b>
34	Unloaded from railway cars in Canada	" "	387 337	137 997	-	70	1 542	19 222
35	Delivered to other railways in Canada	" "	30 556	18 502	-	-	730	46 911
36	Delivered to United States rail connections	" "	41 657	53 727	-	-	572	15 111
<b>428. Pigments, lakes and toners:</b>								
37	Number of railway cars loaded	carloads	278	4	-	-	-	-
38	Loaded onto railway cars in Canada	metric tonnes	11 192	159	-	-	-	-
39	Received from other railways in Canada	" "	134	1 146	-	-	-	-
Received from United States rail:								
40	Destined to Canadian points	" "	1 412	109	-	-	268	-
41	Destined to United States points	" "	81	202	-	-	-	-
42	<b>Total freight traffic carried(1)</b>	" "	<b>12 819</b>	<b>1 616</b>	-	-	<b>268</b>	-
43	Unloaded from railway cars in Canada	" "	6 964	1 391	-	-	-	-
44	Delivered to other railways in Canada	" "	5 073	23	-	-	268	-
45	Delivered to United States rail connections	" "	783	202	-	-	-	-
<b>430. Paints and related products:</b>								
46	Number of railway cars loaded	carloads	652	166	-	1	-	10
47	Loaded onto railway cars in Canada	metric tonnes	23 680	4 714	-	16	-	380
48	Received from other railways in Canada	" "	107	2 762	-	49	-	66
Received from United States rail:								
49	Destined to Canadian points	" "	694	323	-	-	-	-
50	Destined to United States points	" "	-	251	-	-	-	-
51	<b>Total freight traffic carried(1)</b>	" "	<b>24 481</b>	<b>6 050</b>	-	<b>65</b>	-	<b>446</b>
52	Unloaded from railway cars in Canada	" "	16 520	7 408	-	65	-	66
53	Delivered to other railways in Canada	" "	7 041	374	-	-	-	213
54	Delivered to United States rail connections	" "	921	269	-	-	-	167

See footnote(s) at end of table.

TABLEAU 2. Marchandises payantes transportées par chemin de fer au Canada, 1981

Class II - Classe II				Classes III and IV Classes III et IV	Grand total all Railways Total général tous chemins de fer	Type de marchandise	No	
Toronto, Hamilton and Buffalo	Ontario Northland	Quebec North Shore and Labrador	All other Tous autres					
						<b>Demi-produits, non comestibles (charge complète):</b>		
						<b>420. Produits chimiques agricoles, formulés:</b>		
			1	-	101	wagon	Nombre de wagons chargés	1
			91	-	4 251	tonnes métriques	Chargées sur wagons au Canada	2
			-	-	865	" "	En provenance d'autres chemins de fer au Canada	3
			761	-	4 297	" "	En provenance des Etats-Unis:	
			-	-	698	" "	A destination du Canada	4
			-	-	-	" "	A destination des Etats-Unis	5
			<b>852</b>	-	<b>10 111</b>	" "	<b>Total du trafic marchandises transportées(1)</b>	<b>6</b>
			93	-	8 180	" "	Déchargées du wagon au Canada	7
			668	-	864	" "	Remises aux autres chemins de fer au Canada	8
			91	-	1 066	" "	Remises au réseau des Etats-Unis	9
						<b>422. Adhésifs:</b>		
					436	wagon	Nombre de wagons chargés	10
					14 066	tonnes métriques	Chargées sur wagons au Canada	11
			211	-	461	" "	En provenance d'autres chemins de fer au Canada	12
						" "	En provenance des Etats-Unis:	
			64	-	579	" "	A destination du Canada	13
			-	-	118	" "	A destination des Etats-Unis	14
			<b>275</b>	-	<b>15 224</b>	" "	<b>Total du trafic marchandises transportées(1)</b>	<b>15</b>
					14 408	" "	Déchargées du wagon au Canada	16
			203	-	613	" "	Remises aux autres chemins de fer au Canada	17
			72	-	204	" "	Remises au réseau des Etats-Unis	18
						<b>424. Caoutchouc synthétique:</b>		
					1,213	wagon	Nombre de wagons chargés	19
					65 749	tonnes métriques	Chargées sur wagons au Canada	20
			155	-	8 689	" "	En provenance d'autres chemins de fer au Canada	21
						" "	En provenance des Etats-Unis:	
			2 041	-	67 992	" "	A destination du Canada	22
			-	-	6 458	" "	A destination des Etats-Unis	23
			<b>2 196</b>	-	<b>148 888</b>	" "	<b>Total du trafic marchandises transportées(1)</b>	<b>24</b>
					95 525	" "	Déchargées du wagon au Canada	25
			278	-	8 875	" "	Remises aux autres chemins de fer au Canada	26
			1 826	-	44 487	" "	Remises au réseau des Etats-Unis	27
			91	-				
						<b>426. Matières plastiques non façonnées et profilés et formes de base:</b>		
					9,245	wagon	Nombre de wagons chargés	28
			97	-	497 147	tonnes métriques	Chargées sur wagons au Canada	29
			3 772	-	127 082	" "	En provenance d'autres chemins de fer au Canada	30
591	1 132		40 061	-		" "	En provenance des Etats-Unis:	
			3 045	-	114 335	" "	A destination du Canada	31
			-	-	63 971	" "	A destination des Etats-Unis	32
			<b>46 878</b>	-	<b>802 535</b>	" "	<b>Total du trafic marchandises transportées(1)</b>	<b>33</b>
591	1 132				577 369	" "	Déchargées du wagon au Canada	34
			31 201	-	101 993	" "	Remises aux autres chemins de fer au Canada	35
591	1 132		3 571	-	123 171	" "	Remises au réseau des Etats-Unis	36
			12 104	-				
						<b>428. Pigments, laques colorantes et tonifiants:</b>		
					282	wagon	Nombre de wagons chargés	37
					11 351	tonnes métriques	Chargées sur wagons au Canada	38
268			3 992	-	5 540	" "	En provenance d'autres chemins de fer au Canada	39
						" "	En provenance des Etats-Unis:	
			884	-	2 673	" "	A destination du Canada	40
			73	-	356	" "	A destination des Etats-Unis	41
			<b>4 949</b>	-	<b>19 920</b>	" "	<b>Total du trafic marchandises transportées(1)</b>	<b>42</b>
					12 653	" "	Déchargées du wagon au Canada	43
			4 298	-	5 963	" "	Remises aux autres chemins de fer au Canada	44
268			331	-	1 305	" "	Remises au réseau des Etats-Unis	45
			320	-				
						<b>430. Peintures et produits connexes:</b>		
					833	wagon	Nombre de wagons chargés	46
			4	-	28 931	tonnes métriques	Chargées sur wagons au Canada	47
			141	-	9 663	" "	En provenance d'autres chemins de fer au Canada	48
			6 679	-		" "	En provenance des Etats-Unis:	
						" "	A destination du Canada	49
			108	-	1 125	" "	A destination des Etats-Unis	50
			-	-	251	" "		
			<b>6 928</b>	-	<b>39 970</b>	" "	<b>Total du trafic marchandises transportées(1)</b>	<b>51</b>
					29 502	" "	Déchargées du wagon au Canada	52
			5 443	-	8 187	" "	Remises aux autres chemins de fer au Canada	53
			559	-	2 283	" "	Remises au réseau des Etats-Unis	54
			926	-				

Voir note(s) à la fin du tableau.

TABLE 2. Revenue Freight Carried by Railways Within Canada, 1981

Commodity		Class I - Classe I		Class II - Classe II				
		Canadian National Canadien National	Canadian Pacific Canadien Pacifique	Algoma Central	British Columbia Railway	Canada Southern (Consolidated Rail)	Chesapeake and Ohio	
<b>Fabricated materials, inedible (C.L.):</b>								
<b>432. Chemical specialties, industrial, n.e.s.:</b>								
1	Number of railway cars loaded	carloads	4,407	1,086	-	535	-	540
2	Loaded onto railway cars in Canada	metric tonnes	252 284	36 912	-	42 609	-	19 664
3	Received from other railways in Canada	" "	11 795	21 380	-	5 354	384	54
	Received from United States rail:							
4	Destined to Canadian points	" "	170 096	33 408	-	-	3 124	2 087
5	Destined to United States points	" "	1 627	422	-	-	-	7 355
6	<b>Total freight traffic carried(1)</b>	" "	<b>435 802</b>	<b>92 122</b>	-	<b>47 963</b>	<b>3 508</b>	<b>29 160</b>
7	Unloaded from railway cars in Canada	" "	360 740	82 094	-	40 014	304	2 105
8	Delivered to other railways in Canada	" "	44 399	5 618	-	7 949	2 820	10 973
9	Delivered to United States rail connections	" "	30 662	4 409	-	-	384	16 083
<b>434. Gasoline:</b>								
10	Number of railway cars loaded	carloads	13,384	11,661	195	1,245	-	-
11	Loaded onto railway cars in Canada	metric tonnes	693 245	708 074	12 012	76 180	-	-
12	Received from other railways in Canada	" "	13 705	21 728	8 217	11 579	-	1 167
	Received from United States rail:							
13	Destined to Canadian points	" "	313	226	-	-	-	-
14	Destined to United States points	" "	-	-	-	-	-	-
15	<b>Total freight traffic carried(1)</b>	" "	<b>707 263</b>	<b>730 028</b>	<b>20 229</b>	<b>87 739</b>	-	<b>1 167</b>
16	Unloaded from railway cars in Canada	" "	566 816	681 251	16 030	79 982	-	1 167
17	Delivered to other railways in Canada	" "	139 585	48 631	4 199	7 757	-	-
18	Delivered to United States rail connections	" "	862	146	-	-	-	-
<b>436. Aviation turbine fuel:</b>								
19	Number of railway cars loaded	carloads	190	833	-	-	-	-
20	Loaded onto railway cars in Canada	metric tonnes	9 899	51 024	-	-	-	-
21	Received from other railways in Canada	" "	122	-	-	-	-	-
	Received from United States rail:							
22	Destined to Canadian points	" "	-	-	-	-	-	-
23	Destined to United States points	" "	-	-	-	-	-	-
24	<b>Total freight traffic carried(1)</b>	" "	<b>10 021</b>	<b>51 024</b>	-	-	-	-
25	Unloaded from railway cars in Canada	" "	9 949	51 024	-	-	-	-
26	Delivered to other railways in Canada	" "	73	-	-	-	-	-
27	Delivered to United States rail connections	" "	-	-	-	-	-	-
<b>438. Diesel fuel:</b>								
28	Number of railway cars loaded	carloads	33,938	8,498	232	1,795	-	20
29	Loaded onto railway cars in Canada	metric tonnes	1 930 224	614 551	14 374	113 026	-	971
30	Received from other railways in Canada	" "	12 564	64 152	9 879	15 243	-	-
	Received from United States rail:							
31	Destined to Canadian points	" "	290	80	-	-	-	73
32	Destined to United States points	" "	-	72	-	-	-	-
33	<b>Total freight traffic carried(1)</b>	" "	<b>1 943 078</b>	<b>678 855</b>	<b>24 253</b>	<b>128 269</b>	-	<b>1 044</b>
34	Unloaded from railway cars in Canada	" "	1 583 482	655 896	18 092	107 667	-	-
35	Delivered to other railways in Canada	" "	180 418	22 669	6 162	20 601	-	836
36	Delivered to United States rail connections	" "	179 178	288	-	-	-	208
<b>440. Kerosene:</b>								
37	Number of railway cars loaded	carloads	5	16	-	-	-	1
38	Loaded onto railway cars in Canada	metric tonnes	217	977	-	-	-	62
39	Received from other railways in Canada	" "	-	82	-	-	-	-
	Received from United States rail:							
40	Destined to Canadian points	" "	-	-	-	-	-	-
41	Destined to United States points	" "	-	-	-	-	-	182
42	<b>Total freight traffic carried(1)</b>	" "	<b>217</b>	<b>1 039</b>	-	-	-	<b>244</b>
43	Unloaded from railway cars in Canada	" "	217	1 039	-	-	-	-
44	Delivered to other railways in Canada	" "	-	-	-	-	-	62
45	Delivered to United States rail connections	" "	-	-	-	-	-	182
<b>442. Fuel oil, n.e.s.:</b>								
46	Number of railway cars loaded	carloads	2,048	5,679	-	7	36	194
47	Loaded onto railway cars in Canada	metric tonnes	106 474	346 442	-	429	1 061	9 593
48	Received from other railways in Canada	" "	1 002	26 940	-	797	-	-
	Received from United States rail:							
49	Destined to Canadian points	" "	24 919	3 057	-	-	1 197	935
50	Destined to United States points	" "	-	1 604	-	-	-	145
51	<b>Total freight traffic carried(1)</b>	" "	<b>132 395</b>	<b>378 043</b>	-	<b>1 226</b>	<b>2 258</b>	<b>10 673</b>
52	Unloaded from railway cars in Canada	" "	125 866	355 486	-	1 226	82	935
53	Delivered to other railways in Canada	" "	2 772	20 814	-	-	2 177	8 997
54	Delivered to United States rail connections	" "	3 756	1 743	-	-	-	742

See footnote(s) at end of table.

TABLEAU 2. Marchandises payantes transportées par chemin de fer au Canada, 1981

Class II - Classe II				Classes III and IV Classes III et IV	Grand total all Railways Total général tous chemins de fer	Type de marchandise	No
Toronto, Hamilton and Buffalo	Ontario Northland	Quebec North Shore and Labrador	All other Tous autres				
<p><b>Demi-produits, non comestibles (charge complète):</b>  <b>432. Produits chimiques industriels, n.d.a.:</b></p>							
						6,819 wagon	1
1	-	241	9	-	369 845	tonnes métriques	2
67	-	18 083	226	-	47 266	" "	3
3 162	54	-	5 083	-	-	" "	4
-	-	-	4 894	-	213 609	" "	5
-	-	-	37	-	9 441	" "	6
<b>3 229</b>	<b>54</b>	<b>18 083</b>	<b>10 240</b>	-	<b>640 161</b>	<b>Total du trafic marchandises transportées(1)</b>	6
-	54	18 045	8 327	-	511 683	" "	7
3 229	-	38	1 530	-	76 556	" "	8
-	-	-	384	-	51 922	" "	9
<p><b>434. Essence:</b></p>							
-	3	320	66	-	26,874	wagon	10
-	46	17 660	3 723	-	1 510 920	tonnes métriques	11
-	182 633	-	429	-	239 458	" "	12
-	-	-	488	-	1 027	" "	13
-	-	-	-	-	-	" "	14
-	<b>182 679</b>	<b>17 660</b>	<b>4 640</b>	-	<b>1 751 405</b>	<b>Total du trafic marchandises transportées(1)</b>	15
-	132 486	17 231	4 593	-	1 499 556	" "	16
-	50 193	429	47	-	250 841	" "	17
-	-	-	-	-	1 008	" "	18
<p><b>436. Carburéacteur:</b></p>							
-	2	43	-	-	1,068	wagon	19
-	37	2 363	-	-	63 323	tonnes métriques	20
-	20	-	-	-	142	" "	21
-	-	-	-	-	-	" "	22
-	-	-	-	-	-	" "	23
-	<b>57</b>	<b>2 363</b>	-	-	<b>63 465</b>	<b>Total du trafic marchandises transportées(1)</b>	24
-	57	2 363	-	-	63 393	" "	25
-	-	-	-	-	73	" "	26
-	-	-	-	-	-	" "	27
<p><b>438. Carburant diesel:</b></p>							
-	2	783	878	-	46,146	wagon	28
-	84	46 372	58 227	-	2 777 829	tonnes métriques	29
-	27 270	-	6 697	-	135 805	" "	30
-	-	-	33	-	476	" "	31
-	-	-	-	-	72	" "	32
-	<b>27 354</b>	<b>46 372</b>	<b>64 957</b>	-	<b>2 914 182</b>	<b>Total du trafic marchandises transportées(1)</b>	33
-	16 285	39 556	64 924	-	2 485 902	" "	34
-	11 069	6 816	33	-	248 604	" "	35
-	-	-	-	-	179 674	" "	36
<p><b>440. Kérosène:</b></p>							
-	-	-	-	-	22	wagon	37
-	-	-	-	-	1 256	tonnes métriques	38
-	-	-	-	-	62	" "	39
-	-	-	-	-	-	" "	40
-	-	-	-	-	182	" "	41
-	-	-	-	-	<b>1 500</b>	<b>Total du trafic marchandises transportées(1)</b>	42
-	-	-	-	-	1 256	" "	43
-	-	-	-	-	62	" "	44
-	-	-	-	-	182	" "	45
<p><b>442. Mazout, n.d.a.:</b></p>							
-	4	4,352	6,246	-	18,566	wagon	46
-	47	359 573	224 454	-	1 048 073	tonnes métriques	47
-	149 198	32 129	32 545	-	244 770	" "	48
-	-	-	482	-	30 590	" "	49
-	-	-	-	-	1 749	" "	50
<b>2 159</b>	<b>149 245</b>	<b>391 702</b>	<b>257 481</b>	-	<b>1 325 182</b>	<b>Total du trafic marchandises transportées(1)</b>	51
-	112 094	359 450	224 800	-	1 179 939	" "	52
159	37 151	32 252	32 608	-	138 930	" "	53
-	-	-	73	-	6 314	" "	54

Voir note(s) à la fin du tableau.



TABLE 2. Revenue Freight Carried by Railways Within Canada, 1981

Commodity		Class I - Classe I		Class II - Classe II				
		Canadian National Canadien National	Canadian Pacific Canadien Pacifique	Algoma Central	British Columbia Railway	Canada Southern (Consolidated Rail)	Chesapeake and Ohio	
<b>Fabricated materials, inedible (C.L.):</b>								
<b>444. Lubricating oils and greases:</b>								
1	Number of railway cars loaded	carloads	3,807	2,082	-	6	-	305
2	Loaded onto railway cars in Canada	metric tonnes	203 322	96 893	-	316	-	14 014
3	Received from other railways in Canada	" "	3 856	19 052	313	122	-	110
Received from United States rail:								
4	Destined to Canadian points	" "	14 590	1 468	-	-	5 326	33
5	Destined to United States points	" "	-	-	-	-	-	5 471
6	<b>Total freight traffic carried(1)</b>	" "	<b>221 768</b>	<b>117 413</b>	<b>313</b>	<b>438</b>	<b>5 326</b>	<b>19 628</b>
7	Unloaded from railway cars in Canada	" "	220 072	113 576	313	437	-	103
8	Delivered to other railways in Canada	" "	1 696	3 814	-	-	5 326	14 025
9	Delivered to United States rail connections	" "	-	23	-	-	-	5 500
<b>446. Petroleum coke:</b>								
10	Number of railway cars loaded	carloads	2,205	685	-	-	-	-
11	Loaded onto railway cars in Canada	metric tonnes	160 659	47 051	-	-	-	-
12	Received from other railways in Canada	" "	5 742	40 230	-	-	-	-
Received from United States rail:								
13	Destined to Canadian points	" "	13 213	69 567	-	-	4 545	-
14	Destined to United States points	" "	-	-	-	-	-	4 824
15	<b>Total freight traffic carried(1)</b>	" "	<b>179 614</b>	<b>156 848</b>	-	-	<b>4 545</b>	<b>4 824</b>
16	Unloaded from railway cars in Canada	" "	115 151	155 505	-	-	1 515	-
17	Delivered to other railways in Canada	" "	22 859	1 254	-	-	3 030	-
18	Delivered to United States rail connections	" "	41 604	89	-	-	-	4 824
<b>448. Coke, n.e.s.:</b>								
19	Number of railway cars loaded	carloads	591	3,024	1,661	-	-	-
20	Loaded onto railway cars in Canada	metric tonnes	30 384	126 029	74 849	-	-	-
21	Received from other railways in Canada	" "	32	1 314	-	-	204	-
Received from United States rail:								
22	Destined to Canadian points	" "	66 082	32 235	-	-	25 056	413
23	Destined to United States points	" "	-	-	-	-	-	26 499
24	<b>Total freight traffic carried(1)</b>	" "	<b>96 498</b>	<b>159 578</b>	<b>74 849</b>	-	<b>25 260</b>	<b>26 912</b>
25	Unloaded from railway cars in Canada	" "	96 262	94 693	74 849	-	4 138	413
26	Delivered to other railways in Canada	" "	200	5 496	-	-	20 919	-
27	Delivered to United States rail connections	" "	36	59 389	-	-	204	26 499
<b>450. Refined and manufactured gases, fuel type (LPG):</b>								
28	Number of railway cars loaded	carloads	21,705	18,814	-	1,003	-	3,877
29	Loaded onto railway cars in Canada	metric tonnes	1 371 912	1 193 905	-	65 476	-	243 040
30	Received from other railways in Canada	" "	22 743	215 569	2 591	5 085	521	9 793
Received from United States rail:								
31	Destined to Canadian points	" "	10 602	6 661	-	-	123	18 332
32	Destined to United States points	" "	66 553	7 675	-	-	-	19 789
33	<b>Total freight traffic carried(1)</b>	" "	<b>1 471 810</b>	<b>1 423 810</b>	<b>2 591</b>	<b>70 561</b>	<b>644</b>	<b>290 954</b>
34	Unloaded from railway cars in Canada	" "	571 752	748 453	2 591	18 359	62	10 320
35	Delivered to other railways in Canada	" "	119 724	36 820	-	51 781	62	160 262
36	Delivered to United States rail connections	" "	780 334	638 537	-	421	521	120 373
<b>452. Asphalts and road oils:</b>								
37	Number of railway cars loaded	carloads	2,326	1,256	-	1	-	-
38	Loaded onto railway cars in Canada	metric tonnes	115 402	97 222	-	73	-	-
39	Received from other railways in Canada	" "	68	113	-	-	-	684
Received from United States rail:								
40	Destined to Canadian points	" "	1 425	157	-	-	-	-
41	Destined to United States points	" "	-	78	-	-	-	-
42	<b>Total freight traffic carried(1)</b>	" "	<b>116 895</b>	<b>97 570</b>	-	<b>73</b>	-	<b>684</b>
43	Unloaded from railway cars in Canada	" "	116 308	97 458	-	73	-	684
44	Delivered to other railways in Canada	" "	91	34	-	-	-	-
45	Delivered to United States rail connections	" "	496	78	-	-	-	-
<b>454. Other petroleum and coal products:</b>								
46	Number of railway cars loaded	carloads	6,691	2,762	240	166	-	2,342
47	Loaded onto railway cars in Canada	metric tonnes	368 800	193 250	18 425	3 848	-	131 594
48	Received from other railways in Canada	" "	17 263	60 596	410	1 300	3 387	3 908
Received from United States rail:								
49	Destined to Canadian points	" "	9 153	4 134	-	-	3 576	26 714
50	Destined to United States points	" "	-	1 940	-	-	-	1 092
51	<b>Total freight traffic carried(1)</b>	" "	<b>395 216</b>	<b>259 920</b>	<b>18 835</b>	<b>5 148</b>	<b>6 963</b>	<b>163 308</b>
52	Unloaded from railway cars in Canada	" "	266 437	168 930	410	5 148	-	30 484
53	Delivered to other railways in Canada	" "	71 565	12 152	18 425	-	3 576	56 248
54	Delivered to United States rail connections	" "	57 213	78 839	-	-	3 387	76 576

See footnote(s) at end of table.

TABLEAU 2. Marchandises payantes transportées par chemin de fer au Canada, 1981

Class II - Classe II				Classes III and IV	Grand total all Railways	Type de marchandise	No	
Toronto, Hamilton and Buffalo	Ontario Northland	Quebec North Shore and Labrador	All other Tous autres					Classes III et IV
<b>Demi-produits, non comestibles (charge complète):</b>								
<b>444. Huiles et graisses lubrifiantes:</b>								
-	-	21	1	-	6 224	wagon	Nombre de wagons chargés	1
-	2	-	31	-	315 156	tonnes métriques	Chargées sur wagons au Canada	2
5 332	16 199	551	527	-	45 511	" "	En provenance d'autres chemins de fer au Canada	3
-	-	-	501	-	21 918	" "	En provenance des Etats-Unis:	4
-	-	-	-	72	5 543	" "	A destination du Canada	5
5 332	16 228	551	1 059	72	388 128	" "	A destination des Etats-Unis	6
-	-	-	-	-	-	" "	<b>Total du trafic marchandises transportées(1)</b>	6
-	10 277	551	169	-	345 498	" "	Déchargées du wagon au Canada	7
5 332	5 950	-	889	-	37 032	" "	Remises aux autres chemins de fer au Canada	8
-	-	-	-	72	5 595	" "	Remises au réseau des Etats-Unis	9
<b>446. Coke de pétrole:</b>								
-	-	-	-	-	2 890	wagon	Nombre de wagons chargés	10
4 625	-	-	45 371	-	207 710	tonnes métriques	Chargées sur wagons au Canada	11
-	-	-	-	-	95 968	" "	En provenance d'autres chemins de fer au Canada	12
-	-	-	163 187	-	250 512	" "	En provenance des Etats-Unis:	13
4 625	-	-	-	-	4 824	" "	A destination du Canada	14
-	-	-	208 558	-	559 014	" "	A destination des Etats-Unis	15
-	-	-	-	-	-	" "	<b>Total du trafic marchandises transportées(1)</b>	15
4 211	-	-	153 018	-	429 400	" "	Déchargées du wagon au Canada	16
414	-	-	10 432	-	37 989	" "	Remises aux autres chemins de fer au Canada	17
-	-	-	45 108	-	91 625	" "	Remises au réseau des Etats-Unis	18
<b>448. Coke, n.d.a.:</b>								
4	-	-	5 714	-	10 994	wagon	Nombre de wagons chargés	19
204	-	-	315 856	-	547 322	tonnes métriques	Chargées sur wagons au Canada	20
31 341	-	-	5 733	-	28 624	" "	En provenance d'autres chemins de fer au Canada	21
-	-	-	3 514	-	127 300	" "	En provenance des Etats-Unis:	22
-	-	-	-	-	26 499	" "	A destination du Canada	23
21 545	-	-	325 103	-	729 745	" "	A destination des Etats-Unis	24
-	-	-	-	-	-	" "	<b>Total du trafic marchandises transportées(1)</b>	24
20 477	-	-	324 033	-	614 865	" "	Déchargées du wagon au Canada	25
1 068	-	-	1 071	-	28 754	" "	Remises aux autres chemins de fer au Canada	26
-	-	-	-	-	86 128	" "	Remises au réseau des Etats-Unis	27
<b>450. Gaz raffinés et manufacturés, combustibles (GPL):</b>								
-	8	121	-	-	45 528	wagon	Nombre de wagons chargés	28
519	14 869	4 067	93 630	-	2 878 494	tonnes métriques	Chargées sur wagons au Canada	29
-	-	-	1 651	-	365 320	" "	En provenance d'autres chemins de fer au Canada	30
-	-	-	650	-	37 369	" "	En provenance des Etats-Unis:	31
519	14 963	4 067	95 931	-	94 667	" "	A destination du Canada	32
-	-	-	-	-	3 375 850	" "	A destination des Etats-Unis	33
-	8 251	4 067	241	-	1 364 096	" "	<b>Total du trafic marchandises transportées(1)</b>	33
519	6 712	-	2 240	-	378 120	" "	Déchargées du wagon au Canada	34
-	-	-	93 449	-	1 633 635	" "	Remises aux autres chemins de fer au Canada	35
-	-	-	-	-	-	" "	Remises au réseau des Etats-Unis	36
<b>452. Asphalte et huiles pour les routes:</b>								
-	-	-	-	-	3 583	wagon	Nombre de wagons chargés	37
-	-	-	34	-	212 697	tonnes métriques	Chargées sur wagons au Canada	38
-	-	-	-	-	899	" "	En provenance d'autres chemins de fer au Canada	39
-	-	-	-	-	1 582	" "	En provenance des Etats-Unis:	40
-	-	-	-	-	78	" "	A destination du Canada	41
-	-	-	34	-	215 256	" "	A destination des Etats-Unis	42
-	-	-	-	-	-	" "	<b>Total du trafic marchandises transportées(1)</b>	42
-	-	-	34	-	214 523	" "	Déchargées du wagon au Canada	43
-	-	-	-	-	159	" "	Remises aux autres chemins de fer au Canada	44
-	-	-	-	-	574	" "	Remises au réseau des Etats-Unis	45
<b>454. Autres dérivés du pétrole et de la houille:</b>								
16	-	-	23	-	12 240	wagon	Nombre de wagons chargés	46
1 007	-	-	1 245	-	718 389	tonnes métriques	Chargées sur wagons au Canada	47
2 432	59	-	23 843	-	116 218	" "	En provenance d'autres chemins de fer au Canada	48
-	-	-	608	-	44 185	" "	En provenance des Etats-Unis:	49
-	-	-	-	-	3 032	" "	A destination du Canada	50
6 679	59	-	25 696	-	881 824	" "	A destination des Etats-Unis	51
-	-	-	-	-	-	" "	<b>Total du trafic marchandises transportées(1)</b>	51
45	59	-	7 503	-	479 016	" "	Déchargées du wagon au Canada	52
6 634	-	-	2 890	-	171 490	" "	Remises aux autres chemins de fer au Canada	53
-	-	-	15 304	-	231 319	" "	Remises au réseau des Etats-Unis	54

Voir note(s) à la fin du tableau.

TABLE 2. Revenue Freight Carried by Railways Within Canada, 1981

Commodity		Class I - Classe I		Class II - Classe II				
		Canadian National Canadien National	Canadian Pacific Canadien Pacifique	Algoma Central	British Columbia Railway	Canada Southern (Consolidated Rail)	Chesapeake and Ohio	
<b>Fabricated materials, inedible (C.L.):</b>								
<b>456. Ferro-alloys:</b>								
1	Number of railway cars loaded	carloads	463	67	-	-	42	-
2	Loaded onto railway cars in Canada	metric tonnes	26 348	3 747	-	-	2 155	-
3	Received from other railways in Canada	" "	3 367	36 363	7 265	-	362	-
	Received from United States rail:							
4	Destined to Canadian points	" "	188	550	-	-	1 880	-
5	Destined to United States points	" "	-	-	-	-	-	169
6	<b>Total freight traffic carried(1)</b>	" "	<b>29 903</b>	<b>42 660</b>	<b>7 265</b>	-	<b>4 397</b>	<b>169</b>
7	Unloaded from railway cars in Canada	" "	10 043	39 843	7 265	-	124	-
8	Delivered to other railways in Canada	" "	5 900	985	-	-	1 755	-
9	Delivered to United States rail connections	" "	13 960	1 832	-	-	2 517	169
<b>458. Pig iron:</b>								
10	Number of railway cars loaded	carloads	434	911	117	-	-	-
11	Loaded onto railway cars in Canada	metric tonnes	30 289	63 885	8 714	-	-	-
12	Received from other railways in Canada	" "	6 491	982	-	-	334	-
	Received from United States rail:							
13	Destined to Canadian points	" "	205	-	-	-	-	-
14	Destined to United States points	" "	-	-	-	-	-	21 324
15	<b>Total freight traffic carried(1)</b>	" "	<b>36 985</b>	<b>64 667</b>	<b>8 714</b>	-	<b>334</b>	<b>21 324</b>
16	Unloaded from railway cars in Canada	" "	32 557	14 663	-	-	-	-
17	Delivered to other railways in Canada	" "	1 016	50 004	8 714	-	-	-
18	Delivered to United States rail connections	" "	3 412	-	-	-	334	21 324
<b>460. Ingots, blooms, billets and slabs, iron and steel:</b>								
19	Number of railway cars loaded	carloads	8,541	4,283	6	-	-	-
20	Loaded onto railway cars in Canada	metric tonnes	588 024	304 665	399	-	-	-
21	Received from other railways in Canada	" "	245	5 331	34 162	-	42 801	-
	Received from United States rail:							
22	Destined to Canadian points	" "	1 069	7 899	-	-	-	-
23	Destined to United States points	" "	-	-	-	-	-	-
24	<b>Total freight traffic carried(1)</b>	" "	<b>589 338</b>	<b>317 895</b>	<b>34 561</b>	-	<b>42 801</b>	-
25	Unloaded from railway cars in Canada	" "	285 722	38 432	34 162	-	134	-
26	Delivered to other railways in Canada	" "	48 016	91 145	399	-	-	-
27	Delivered to United States rail connections	" "	255 598	188 318	-	-	42 667	-
<b>461. Primary iron and steel, n.e.s.:</b>								
28	Number of railway cars loaded	carloads	245	43	-	693	-	-
29	Loaded onto railway cars in Canada	metric tonnes	14 601	2 336	-	14 104	-	-
30	Received from other railways in Canada	" "	186	417	-	11 594	-	-
	Received from United States rail:							
31	Destined to Canadian points	" "	89 144	75 855	-	32	13 529	-
32	Destined to United States points	" "	-	-	-	-	-	39
33	<b>Total freight traffic carried(1)</b>	" "	<b>103 931</b>	<b>78 419</b>	-	<b>25 730</b>	<b>13 529</b>	<b>39</b>
34	Unloaded from railway cars in Canada	" "	96 818	77 332	-	25 730	-	-
35	Delivered to other railways in Canada	" "	784	359	-	-	13 529	-
36	Delivered to United States rail connections	" "	6 329	728	-	-	-	39
<b>462. Castings and forgings, iron or steel:</b>								
37	Number of railway cars loaded	carloads	1,236	515	317	-	-	-
38	Loaded onto railway cars in Canada	metric tonnes	56 434	26 305	20 502	-	-	-
39	Received from other railways in Canada	" "	10 656	11 302	-	61	2 324	-
	Received from United States rail:							
40	Destined to Canadian points	" "	25 906	13 759	-	-	12 045	-
41	Destined to United States points	" "	505	134	-	-	-	14 534
42	<b>Total freight traffic carried(1)</b>	" "	<b>93 501</b>	<b>51 500</b>	<b>20 502</b>	<b>61</b>	<b>14 369</b>	<b>14 534</b>
43	Unloaded from railway cars in Canada	" "	81 380	43 671	-	61	1 951	-
44	Delivered to other railways in Canada	" "	587	4 263	20 502	-	10 769	-
45	Delivered to United States rail connections	" "	11 535	3 566	-	-	1 648	14 534
<b>464. Bars and rods, steel:</b>								
46	Number of railway cars loaded	carloads	6,822	5,387	109	-	1	-
47	Loaded onto railway cars in Canada	metric tonnes	394 126	332 754	7 753	-	54	-
48	Received from other railways in Canada	" "	11 923	10 719	-	8 351	24 867	20 128
	Received from United States rail:							
49	Destined to Canadian points	" "	6 047	17 200	-	-	3 508	612
50	Destined to United States points	" "	-	37	-	-	-	35 210
51	<b>Total freight traffic carried(1)</b>	" "	<b>412 096</b>	<b>360 710</b>	<b>7 753</b>	<b>8 351</b>	<b>28 429</b>	<b>55 950</b>
52	Unloaded from railway cars in Canada	" "	350 371	273 650	-	8 351	557	20 740
53	Delivered to other railways in Canada	" "	3 967	54 162	7 753	-	3 963	-
54	Delivered to United States rail connections	" "	57 759	32 899	-	-	24 310	35 210

See footnote(s) at end of table.

TABLEAU 2. Marchandises payantes transportées par chemin de fer au Canada, 1981

Class II - Classe II				Classes III and IV	Grand total all Railways	Type de marchandise	No	
Toronto, Hamilton and Buffalo	Ontario Northland	Quebec North Shore and Labrador	All other Tous autres	Classes III et IV	Total général tous chemins de fer			
<b>Demi-produits, non comestibles (charge complète):</b>								
<b>456. Ferro-alliages:</b>								
118	-	-	919	-	1 609	wagon	Nombre de wagons chargés	1
6 510	-	-	60 323	-	99 083	tonnes métriques	Chargées sur wagons au Canada	2
2 746	-	-	3 917	-	56 020	" "	En provenance d'autres chemins de fer au Canada	3
-	-	-	553	-	3 171	" "	En provenance des Etats-Unis:	
-	-	-	-	-	169	" "	A destination du Canada	4
-	-	-	-	-	-	" "	A destination des Etats-Unis	5
<b>9 256</b>	-	-	<b>64 793</b>	-	<b>158 443</b>	" "	<b>Total du trafic marchandises transportées(1)</b>	<b>6</b>
973	-	-	633	-	58 881	" "	Déchargées du wagon au Canada	7
8 283	-	-	37 494	-	54 417	" "	Remises aux autres chemins de fer au Canada	8
-	-	-	26 666	-	45 144	" "	Remises au réseau des Etats-Unis	9
<b>458. Fonte en gueuses:</b>								
138	-	-	-	-	1 600	wagon	Nombre de wagons chargés	10
10 040	-	-	-	-	112 728	tonnes métriques	Chargées sur wagons au Canada	11
48 759	234	-	6 280	-	63 080	" "	En provenance d'autres chemins de fer au Canada	12
-	-	-	183	-	388	" "	En provenance des Etats-Unis:	
-	-	-	-	-	21 324	" "	A destination du Canada	13
-	-	-	-	-	21 324	" "	A destination des Etats-Unis	14
<b>58 799</b>	<b>234</b>	-	<b>6 463</b>	-	<b>197 520</b>	" "	<b>Total du trafic marchandises transportées(1)</b>	<b>15</b>
58 146	234	-	2 177	-	107 777	" "	Déchargées du wagon au Canada	16
653	-	-	183	-	60 570	" "	Remises aux autres chemins de fer au Canada	17
-	-	-	4 103	-	29 173	" "	Remises au réseau des Etats-Unis	18
<b>460. Lingots, blooms, billettes et brames de fer et d'acier:</b>								
195	-	365	-	-	13 390	wagon	Nombre de wagons chargés	19
13 209	-	16 373	-	-	922 670	tonnes métriques	Chargées sur wagons au Canada	20
189 437	174	-	39	-	252 249	" "	En provenance d'autres chemins de fer au Canada	21
-	-	-	960	-	9 928	" "	En provenance des Etats-Unis:	
-	-	-	-	-	-	" "	A destination du Canada	22
-	-	-	-	-	-	" "	A destination des Etats-Unis	23
182 706	174	16 373	999	-	1 184 847	" "	<b>Total du trafic marchandises transportées(1)</b>	<b>24</b>
87 479	-	16 373	39	-	462 341	" "	Déchargées du wagon au Canada	25
95 226	174	-	960	-	235 920	" "	Remises aux autres chemins de fer au Canada	26
-	-	-	-	-	486 583	" "	Remises au réseau des Etats-Unis	27
<b>461. Fer et acier de formes primaires, n.d.a.:</b>								
-	-	-	1	-	982	wagon	Nombre de wagons chargés	28
-	-	-	18	-	31 059	tonnes métriques	Chargées sur wagons au Canada	29
14 847	-	-	562	-	27 606	" "	En provenance d'autres chemins de fer au Canada	30
-	-	-	549	-	178 909	" "	En provenance des Etats-Unis:	
-	-	-	-	18	68	" "	A destination du Canada	31
-	-	-	-	-	-	" "	A destination des Etats-Unis	32
<b>14 847</b>	-	-	<b>1 129</b>	<b>18</b>	<b>237 842</b>	" "	<b>Total du trafic marchandises transportées(1)</b>	<b>33</b>
14 847	-	-	779	-	215 506	" "	Déchargées du wagon au Canada	34
-	-	-	332	-	15 004	" "	Remises aux autres chemins de fer au Canada	35
-	-	-	18	18	7 132	" "	Remises au réseau des Etats-Unis	36
<b>462. Moulages et forgeages de fer ou d'acier:</b>								
25	12	-	5	-	2 110	wagon	Nombre de wagons chargés	37
1 258	718	-	121	-	105 338	tonnes métriques	Chargées sur wagons au Canada	38
9 880	3 945	-	1 547	-	39 715	" "	En provenance d'autres chemins de fer au Canada	39
-	-	-	6 501	-	58 211	" "	En provenance des Etats-Unis:	
-	-	-	-	-	15 173	" "	A destination du Canada	40
-	-	-	-	-	15 173	" "	A destination des Etats-Unis	41
<b>11 138</b>	<b>4 663</b>	-	<b>8 169</b>	-	<b>218 437</b>	" "	<b>Total du trafic marchandises transportées(1)</b>	<b>42</b>
8 290	3 945	-	2 595	-	141 893	" "	Déchargées du wagon au Canada	43
2 849	718	-	4 593	-	44 281	" "	Remises aux autres chemins de fer au Canada	44
-	-	-	979	-	32 262	" "	Remises au réseau des Etats-Unis	45
<b>464. Barres et tiges d'acier:</b>								
349	-	-	18	-	12 686	wagon	Nombre de wagons chargés	46
30 318	-	-	523	-	755 228	tonnes métriques	Chargées sur wagons au Canada	47
3 405	2 297	-	47 389	-	131 243	" "	En provenance d'autres chemins de fer au Canada	48
-	-	-	7 217	-	34 584	" "	En provenance des Etats-Unis:	
-	-	-	-	-	35 247	" "	A destination du Canada	49
-	-	-	-	-	-	" "	A destination des Etats-Unis	50
25 587	2 297	-	55 129	-	958 302	" "	<b>Total du trafic marchandises transportées(1)</b>	<b>51</b>
1 314	2 297	-	29 263	-	686 543	" "	Déchargées du wagon au Canada	52
24 274	-	-	25 287	-	119 006	" "	Remises aux autres chemins de fer au Canada	53
-	-	-	579	-	150 757	" "	Remises au réseau des Etats-Unis	54

Voir note(s) à la fin du tableau.

TABLE 2. Revenue Freight Carried by Railways Within Canada, 1981

Commodity		Class I - Classe I		Class II - Classe II			
		Canadian National	Canadian Pacific	Algoma Central	British Columbia Railway	Canada Southern (Consolidated Rail)	Chesapeake and Ohio
No.		Canadien National	Canadien Pacifique				
<b>Fabricated materials, inedible (C.L.):</b>							
<b>466. Plates, steel, fabricated:</b>							
1	Number of railway cars loaded	carloads	1 782	3 931	2 765	-	-
2	Loaded onto railway cars in Canada	metric tonnes	101 609	267 911	186 261	-	-
3	Received from other railways in Canada	" "	116 867	57 257	-	-	138
	Received from United States rail:						
4	Destined to Canadian points	" "	22 427	2 302	-	-	84
5	Destined to United States points	" "	-	210	-	-	143
6	<b>Total freight traffic carried(1)</b>	" "	<b>240 903</b>	<b>327 680</b>	<b>186 261</b>	<b>10 444</b>	<b>365</b>
7	Unloaded from railway cars in Canada	" "	231 563	312 555	64	-	-
8	Delivered to other railways in Canada	" "	2 466	10 076	186 197	-	84
9	Delivered to United States rail connections	" "	6 874	5 048	-	-	281
<b>468. Sheet and strip, steel:</b>							
10	Number of railway cars loaded	carloads	6 112	5 316	1 153	10	3
11	Loaded onto railway cars in Canada	metric tonnes	377 571	367 516	78 671	209	175
12	Received from other railways in Canada	" "	42 583	113 655	-	-	-
	Received from United States rail:						
13	Destined to Canadian points	" "	44 100	5 099	-	-	-
14	Destined to United States points	" "	153	63	-	-	19 845
15	<b>Total freight traffic carried(1)</b>	" "	<b>464 407</b>	<b>486 333</b>	<b>78 671</b>	<b>209</b>	<b>20 020</b>
16	Unloaded from railway cars in Canada	" "	432 562	415 059	-	209	-
17	Delivered to other railways in Canada	" "	4 450	55 771	78 671	-	-
18	Delivered to United States rail connections	" "	27 396	15 503	-	-	20 020
<b>470. Structural shapes and sheet piling, iron or steel:</b>							
19	Number of railway cars loaded	carloads	1 349	2 195	3 893	2	-
20	Loaded onto railway cars in Canada	metric tonnes	62 244	121 546	244 658	27	-
21	Received from other railways in Canada	" "	155 659	83 124	1 751	1 526	-
	Received from United States rail:						
22	Destined to Canadian points	" "	10 936	15 806	-	-	3 900
23	Destined to United States points	" "	251	3 281	-	-	493
24	<b>Total freight traffic carried(1)</b>	" "	<b>229 090</b>	<b>223 757</b>	<b>246 409</b>	<b>1 553</b>	<b>493</b>
25	Unloaded from railway cars in Canada	" "	214 122	204 216	1 110	1 553	-
26	Delivered to other railways in Canada	" "	5 517	10 153	245 298	-	-
27	Delivered to United States rail connections	" "	9 452	9 388	-	-	59
<b>472. Rails and railway track materials:</b>							
28	Number of railway cars loaded	carloads	392	221	1 133	8	-
29	Loaded onto railway cars in Canada	metric tonnes	23 611	11 487	73 533	519	-
30	Received from other railways in Canada	" "	59 006	3 159	65	4 931	-
	Received from United States rail:						
31	Destined to Canadian points	" "	10 232	184	-	-	17
32	Destined to United States points	" "	210	1 073	-	-	2 207
33	<b>Total freight traffic carried(1)</b>	" "	<b>93 059</b>	<b>15 903</b>	<b>73 598</b>	<b>5 450</b>	<b>2 224</b>
34	Unloaded from railway cars in Canada	" "	79 210	12 056	57 153	5 450	-
35	Delivered to other railways in Canada	" "	7 355	2 453	16 445	-	-
36	Delivered to United States rail connections	" "	6 495	1 394	-	-	2 207
<b>474. Pipes and tubes, iron and steel:</b>							
37	Number of railway cars loaded	carloads	4 149	4 994	1 557	77	4
38	Loaded onto railway cars in Canada	metric tonnes	201 823	285 327	89 432	1 855	145
39	Received from other railways in Canada	" "	45 628	206 590	4 462	1 481	-
	Received from United States rail:						
40	Destined to Canadian points	" "	13 645	9 810	-	-	41
41	Destined to United States points	" "	59	1 094	-	-	166
42	<b>Total freight traffic carried(1)</b>	" "	<b>261 155</b>	<b>502 821</b>	<b>93 894</b>	<b>3 336</b>	<b>352</b>
43	Unloaded from railway cars in Canada	" "	229 527	463 679	4 462	3 337	-
44	Delivered to other railways in Canada	" "	15 056	16 679	89 432	-	-
45	Delivered to United States rail connections	" "	16 572	22 463	-	-	793
<b>476. Wire, iron or steel:</b>							
46	Number of railway cars loaded	carloads	303	517	-	9	-
47	Loaded onto railway cars in Canada	metric tonnes	10 751	14 878	-	169	-
48	Received from other railways in Canada	" "	712	901	-	654	-
	Received from United States rail:						
49	Destined to Canadian points	" "	474	95	-	-	-
50	Destined to United States points	" "	-	34	-	-	-
51	<b>Total freight traffic carried(1)</b>	" "	<b>11 937</b>	<b>15 908</b>	<b>-</b>	<b>823</b>	<b>18</b>
52	Unloaded from railway cars in Canada	" "	11 672	12 577	-	823	-
53	Delivered to other railways in Canada	" "	175	1 384	-	-	-
54	Delivered to United States rail connections	" "	91	1 947	-	-	-

See footnote(s) at end of table.



TABLEAU 2. Marchandises payantes transportées par chemin de fer au Canada, 1981

Class II - Classe II				Classes III and IV	Grand total all Railways	Type de marchandise	No	
Toronto, Hamilton and Buffalo	Ontario Northland	Quebec North Shore and Labrador	All other Tous autres	Classes III et IV	Total général tous chemins de fer			
<b>Demi-produits, non comestibles (charge complète):</b>								
<b>466. Tôles d'acier travaillé:</b>								
90	-	-	1	-	8 569	wagon	Nombre de wagons chargés	1
5 647	-	-	69	-	561 497	tonnes métriques	Chargées sur wagons au Canada	2
3 872	181	-	13 501	-	200 414	" "	En provenance d'autres chemins de fer au Canada	3
-	-	-	581	-	27 220	" "	En provenance des Etats-Unis	4
-	-	-	570	-	923	" "	A destination du Canada	5
<b>9 519</b>	<b>161</b>	-	<b>14 721</b>	-	<b>790 054</b>	" "	<b>Total du trafic marchandises transportées(1)</b>	<b>6</b>
561	161	-	7 263	-	552 309	" "	Déchargées du wagon au Canada	7
8 958	-	-	7 116	-	216 660	" "	Remises aux autres chemins de fer au Canada	8
-	-	-	343	-	21 085	" "	Remises au réseau des Etats-Unis	9
<b>468. Feuille et feuillard d'acier:</b>								
1 576	-	-	38	-	14 210	wagon	Nombre de wagons chargés	10
115 451	-	-	1 489	-	941 214	tonnes métriques	Chargées sur wagons au Canada	11
89	26	-	65 447	-	230 190	" "	En provenance d'autres chemins de fer au Canada	12
-	-	-	2 390	-	54 327	" "	En provenance des Etats-Unis	13
-	-	-	144	-	20 205	" "	A destination du Canada	14
<b>115 540</b>	<b>28</b>	-	<b>69 470</b>	-	<b>1 245 936</b>	" "	<b>Total du trafic marchandises transportées(1)</b>	<b>15</b>
109 454	-	-	26 440	-	986 330	" "	Déchargées du wagon au Canada	16
6 086	26	-	41 004	-	186 140	" "	Remises aux autres chemins de fer au Canada	17
-	-	-	2 026	-	73 466	" "	Remises au réseau des Etats-Unis	18
<b>470. Profilés de charpente et palplanches de fer et d'acier:</b>								
4	-	159	7	-	7 609	wagon	Nombre de wagons chargés	19
161	-	2 848	190	-	431 674	tonnes métriques	Chargées sur wagons au Canada	20
1 733	-	-	1 096	-	247 948	" "	En provenance d'autres chemins de fer au Canada	21
-	-	-	102	-	30 744	" "	En provenance des Etats-Unis	22
-	-	-	153	247	4 425	" "	A destination du Canada	23
<b>4 894</b>	-	<b>2 848</b>	<b>1 541</b>	<b>247</b>	<b>714 791</b>	" "	<b>Total du trafic marchandises transportées(1)</b>	<b>24</b>
1 809	-	2 816	336	-	426 256	" "	Déchargées du wagon au Canada	25
2 986	-	32	892	-	268 584	" "	Remises aux autres chemins de fer au Canada	26
-	-	-	313	247	19 952	" "	Remises au réseau des Etats-Unis	27
<b>472. Rails et matériel de voie ferrée:</b>								
47	-	34	8	-	1 871	wagon	Nombre de wagons chargés	28
3 182	-	868	590	-	114 507	tonnes métriques	Chargées sur wagons au Canada	29
2 858	1 528	34	3 922	-	79 109	" "	En provenance d'autres chemins de fer au Canada	30
-	-	-	492	-	12 724	" "	En provenance des Etats-Unis	31
-	-	-	-	-	3 490	" "	A destination du Canada	32
<b>6 040</b>	<b>1 528</b>	<b>902</b>	<b>5 004</b>	-	<b>209 830</b>	" "	<b>Total du trafic marchandises transportées(1)</b>	<b>33</b>
431	1 528	868	1 086	-	159 195	" "	Déchargées du wagon au Canada	34
5 609	-	34	386	-	34 761	" "	Remises aux autres chemins de fer au Canada	35
-	-	-	3 532	-	16 874	" "	Remises au réseau des Etats-Unis	36
<b>474. Tuyaux et tubes de fer et d'acier:</b>								
3 452	-	8	78	-	14 325	wagon	Nombre de wagons chargés	37
156 117	-	173	3 629	-	738 819	tonnes métriques	Chargées sur wagons au Canada	38
4 356	269	-	22 863	-	286 124	" "	En provenance d'autres chemins de fer au Canada	39
-	-	-	1 082	-	26 996	" "	En provenance des Etats-Unis	40
-	-	-	-	-	1 319	" "	A destination du Canada	41
<b>160 473</b>	<b>269</b>	<b>173</b>	<b>27 574</b>	-	<b>1 053 258</b>	" "	<b>Total du trafic marchandises transportées(1)</b>	<b>42</b>
2 380	269	141	12 936	-	717 003	" "	Déchargées du wagon au Canada	43
158 094	-	32	13 544	-	295 168	" "	Remises aux autres chemins de fer au Canada	44
-	-	-	1 093	-	41 087	" "	Remises au réseau des Etats-Unis	45
<b>476. Fil de fer ou d'acier:</b>								
19	-	7	41	-	896	wagon	Nombre de wagons chargés	46
707	-	64	1 716	-	28 285	tonnes métriques	Chargées sur wagons au Canada	47
-	-	-	1 081	-	4 026	" "	En provenance d'autres chemins de fer au Canada	48
-	-	-	40	-	609	" "	En provenance des Etats-Unis	49
-	-	-	-	-	34	" "	A destination du Canada	50
<b>707</b>	-	<b>64</b>	<b>2 837</b>	-	<b>32 954</b>	" "	<b>Total du trafic marchandises transportées(1)</b>	<b>51</b>
-	-	57	263	-	25 410	" "	Déchargées du wagon au Canada	52
707	-	7	2 127	-	4 400	" "	Remises aux autres chemins de fer au Canada	53
-	-	-	447	-	3 145	" "	Remises au réseau des Etats-Unis	54

Voir note(s) à la fin du tableau

TABLE 2. Revenue Freight Carried by Railways Within Canada, 1981

No	Commodity	Class I - Classe I		Class II - Classe II			
		Canadian National Canadien National	Canadian Pacific Canadien Pacifique	Algoma Central	British Columbia Railway	Canada Southern (Consolidated Rail)	Chesapeake and Ohio
<b>Fabricated materials, inedible (C.L.):</b>							
<b>478. Aluminum paste, powder, pigs, ingots and short:</b>							
1	Number of railway cars loaded	carloads	-	-	-	-	-
2	Loaded onto railway cars in Canada	metric tonnes	-	-	-	-	-
3	Received from other railways in Canada	" "	-	27	-	-	-
4	Received from United States rail:	" "	-	-	-	-	-
5	Destined to Canadian points	" "	-	-	-	27	-
6	Destined to United States points	" "	-	-	-	-	-
6	<b>Total freight traffic carried(1)</b>	" "	-	<b>27</b>	-	<b>27</b>	-
7	Unloaded from railway cars in Canada	" "	-	-	-	-	-
8	Delivered to other railways in Canada	" "	-	27	-	27	-
9	Delivered to United States rail connections	" "	-	-	-	-	-
<b>480. Aluminum and aluminum alloy fabricated material n.e.s.:</b>							
10	Number of railway cars loaded	carloads	2,933	1,294	-	84	-
11	Loaded onto railway cars in Canada	metric tonnes	162 569	41 185	-	5 614	-
12	Received from other railways in Canada	" "	370 307	2 575	-	-	-
13	Received from United States rail:	" "	-	-	-	-	-
14	Destined to Canadian points	" "	1 296	7 368	-	905	200
15	Destined to United States points	" "	23	151	-	-	314
15	<b>Total freight traffic carried(1)</b>	" "	<b>534 215</b>	<b>51 279</b>	-	<b>6 519</b>	<b>514</b>
16	Unloaded from railway cars in Canada	" "	180 641	37 610	-	142	200
17	Delivered to other railways in Canada	" "	20 556	10 530	-	764	-
18	Delivered to United States rail connections	" "	333 018	3 140	-	5 614	314
<b>482. Copper and alloys in primary forms:</b>							
19	Number of railway cars loaded	carloads	5 684	198	-	-	-
20	Loaded onto railway cars in Canada	metric tonnes	301 246	10 257	-	-	-
21	Received from other railways in Canada	" "	47 093	5 239	-	1 130	-
22	Received from United States rail:	" "	-	-	-	-	-
23	Destined to Canadian points	" "	10 547	58	-	-	-
24	Destined to United States points	" "	90	65	-	-	117
24	<b>Total freight traffic carried(1)</b>	" "	<b>358 976</b>	<b>15 619</b>	-	<b>1 130</b>	<b>117</b>
25	Unloaded from railway cars in Canada	" "	333 324	13 327	-	-	-
26	Delivered to other railways in Canada	" "	318	57	-	-	-
27	Delivered to United States rail connections	" "	25 334	2 234	-	1 130	117
<b>484. Copper and alloys, n.e.s.:</b>							
28	Number of railway cars loaded	carloads	150	685	-	-	-
29	Loaded onto railway cars in Canada	metric tonnes	5 906	34 608	-	-	-
30	Received from other railways in Canada	" "	-	57	-	45	-
31	Received from United States rail:	" "	-	-	-	-	-
32	Destined to Canadian points	" "	993	-	-	56	-
33	Destined to United States points	" "	1 011	-	-	-	-
33	<b>Total freight traffic carried(1)</b>	" "	<b>7 910</b>	<b>34 665</b>	-	<b>101</b>	-
34	Unloaded from railway cars in Canada	" "	6 145	33 371	-	-	-
35	Delivered to other railways in Canada	" "	754	1 070	-	56	-
36	Delivered to United States rail connections	" "	1 011	224	-	45	-
<b>486. Lead and alloys:</b>							
37	Number of railway cars loaded	carloads	533	1,561	-	1	-
38	Loaded onto railway cars in Canada	metric tonnes	24 963	97 474	-	73	-
39	Received from other railways in Canada	" "	1 029	69	-	-	6 869
40	Received from United States rail:	" "	-	-	-	-	-
41	Destined to Canadian points	" "	91	2 717	-	-	-
42	Destined to United States points	" "	-	-	-	-	-
42	<b>Total freight traffic carried(1)</b>	" "	<b>26 083</b>	<b>100 260</b>	-	<b>73</b>	<b>6 869</b>
43	Unloaded from railway cars in Canada	" "	18 168	68 816	-	73	6 869
44	Delivered to other railways in Canada	" "	45	8 543	-	-	-
45	Delivered to United States rail connections	" "	7 869	22 901	-	678	-
<b>488. Nickel and alloys:</b>							
46	Number of railway cars loaded	carloads	351	145	-	-	-
47	Loaded onto railway cars in Canada	metric tonnes	20 890	11 305	-	-	-
48	Received from other railways in Canada	" "	1 526	1 692	-	-	-
49	Received from United States rail:	" "	-	-	-	-	-
50	Destined to Canadian points	" "	-	56	-	-	-
51	Destined to United States points	" "	-	-	-	-	-
51	<b>Total freight traffic carried(1)</b>	" "	<b>22 416</b>	<b>13 053</b>	-	-	-
52	Unloaded from railway cars in Canada	" "	20 972	1 767	-	-	-
53	Delivered to other railways in Canada	" "	-	6 659	-	-	-
54	Delivered to United States rail connections	" "	1 443	4 628	-	-	-

See footnote(s) at end of table

TABLEAU 2. Marchandises payantes transportées par chemin de fer au Canada, 1981

Class II - Classe II				Classes III and IV	Grand total all Railways	Type de marchandise	No	
Toronto, Hamilton and Buffalo	Ontario Northland	Quebec North Shore and Labrador	All other Tous autres	Classes III et IV	Total général tous chemins de fer			
<b>Demi-produits, non comestibles (charge complète):</b>								
<b>478. Pâte, poudre, gueuses, lingots et grenaille d'aluminium:</b>								
-	-	36	1 953	-	1 989	wagon	Nombre de wagons chargés	1
-	-	816	113 981	-	114 797	tonnes métriques	Chargées sur wagons au Canada	2
28	28	-	4 788	-	4 871	" "	En provenance d'autres chemins de fer au Canada	3
-	-	-	-	-	27	" "	En provenance des Etats-Unis:	4
-	-	-	-	-	-	" "	A destination du Canada	5
-	-	-	-	-	-	" "	A destination des Etats-Unis	5
<b>28</b>	<b>28</b>	<b>816</b>	<b>118 769</b>	-	<b>119 695</b>	" "	<b>Total du trafic marchandises transportées(1)</b>	<b>8</b>
-	28	683	28 563	-	29 274	" "	Déchargées du wagon au Canada	7
28	-	133	90 207	-	90 422	" "	Remises aux autres chemins de fer au Canada	8
-	-	-	-	-	-	" "	Remises au réseau des Etats-Unis	9
<b>480. Demi-produits à base d'aluminium et d'alliages d'aluminium, n.d.a.:</b>								
-	2	-	37	-	4 350	wagon	Nombre de wagons chargés	10
-	133	-	1 926	-	211 447	tonnes métriques	Chargées sur wagons au Canada	11
6 527	223	-	280 128	-	659 760	" "	En provenance d'autres chemins de fer au Canada	12
-	-	-	7 570	-	17 339	" "	En provenance des Etats-Unis:	13
-	-	-	-	-	488	" "	A destination du Canada	14
-	-	-	-	-	-	" "	A destination des Etats-Unis	14
<b>6 527</b>	<b>356</b>	-	<b>289 824</b>	-	<b>889 034</b>	" "	<b>Total du trafic marchandises transportées(1)</b>	<b>15</b>
6 527	223	-	8 865	-	234 208	" "	Déchargées du wagon au Canada	16
-	133	-	745	-	32 728	" "	Remises aux autres chemins de fer au Canada	17
-	-	-	280 014	-	622 100	" "	Remises au réseau des Etats-Unis	18
<b>482. Cuivre et alliages de cuivre formes primaires:</b>								
-	948	-	-	-	6 830	wagon	Nombre de wagons chargés	19
-	53 538	-	-	-	365 041	tonnes métriques	Chargées sur wagons au Canada	20
-	328	-	124	-	53 914	" "	En provenance d'autres chemins de fer au Canada	21
-	-	-	2 581	-	13 186	" "	En provenance des Etats-Unis:	22
-	-	-	76	-	348	" "	A destination du Canada	23
-	-	-	-	-	-	" "	A destination des Etats-Unis	23
-	<b>53 866</b>	-	<b>2 781</b>	-	<b>432 489</b>	" "	<b>Total du trafic marchandises transportées(1)</b>	<b>24</b>
-	328	-	2 341	-	349 320	" "	Déchargées du wagon au Canada	25
-	53 538	-	240	-	54 153	" "	Remises aux autres chemins de fer au Canada	26
-	-	-	200	-	29 015	" "	Remises au réseau des Etats-Unis	27
<b>484. Cuivre et alliages de cuivre, n.d.a.:</b>								
-	-	-	11	-	846	wagon	Nombre de wagons chargés	28
-	-	-	330	-	40 844	tonnes métriques	Chargées sur wagons au Canada	29
57	46	-	14 331	-	14 536	" "	En provenance d'autres chemins de fer au Canada	30
-	-	-	926	-	1 975	" "	En provenance des Etats-Unis:	31
-	-	-	-	-	1 011	" "	A destination du Canada	32
-	-	-	-	-	-	" "	A destination des Etats-Unis	32
<b>57</b>	<b>46</b>	-	<b>15 587</b>	-	<b>58 366</b>	" "	<b>Total du trafic marchandises transportées(1)</b>	<b>33</b>
-	46	-	1 394	-	40 956	" "	Déchargées du wagon au Canada	34
57	-	-	1 327	-	3 264	" "	Remises aux autres chemins de fer au Canada	35
-	-	-	12 867	-	14 147	" "	Remises au réseau des Etats-Unis	36
<b>486. Plomb et alliages:</b>								
-	-	-	-	-	2 095	wagon	Nombre de wagons chargés	37
-	-	-	-	-	122 510	tonnes métriques	Chargées sur wagons au Canada	38
678	57	-	2 443	-	11 823	" "	En provenance d'autres chemins de fer au Canada	39
-	-	-	205	-	3 013	" "	En provenance des Etats-Unis:	40
-	-	-	-	-	-	" "	A destination du Canada	41
-	-	-	-	-	-	" "	A destination des Etats-Unis	41
<b>678</b>	<b>57</b>	-	<b>2 648</b>	-	<b>137 346</b>	" "	<b>Total du trafic marchandises transportées(1)</b>	<b>42</b>
-	57	-	205	-	94 188	" "	Déchargées du wagon au Canada	43
678	-	-	-	-	9 266	" "	Remises aux autres chemins de fer au Canada	44
-	-	-	2 443	-	33 891	" "	Remises au réseau des Etats-Unis	45
<b>488. Nickel et alliages:</b>								
-	-	-	-	-	583	wagon	Nombre de wagons chargés	46
-	-	-	-	-	35 368	tonnes métriques	Chargées sur wagons au Canada	47
678	57	-	2 443	-	9 740	" "	En provenance d'autres chemins de fer au Canada	48
-	-	-	205	-	56	" "	En provenance des Etats-Unis:	49
-	-	-	-	-	-	" "	A destination du Canada	50
-	-	-	-	-	-	" "	A destination des Etats-Unis	50
<b>8 083</b>	-	-	<b>1 612</b>	-	<b>45 164</b>	" "	<b>Total du trafic marchandises transportées(1)</b>	<b>51</b>
-	-	-	-	-	29 129	" "	Déchargées du wagon au Canada	52
6 390	-	-	110	-	8 462	" "	Remises aux autres chemins de fer au Canada	53
1 693	-	-	1 502	-	7 573	" "	Remises au réseau des Etats-Unis	54

Voir note(s) à la fin du tableau.

TABLE 2. Revenue Freight Carried by Railways Within Canada, 1981

Commodity		Class I - Classe I		Class II - Classe II			
		Canadian National Canadien National	Canadian Pacific Canadien Pacifique	Algoma Central	British Columbia Railway	Canada Southern (Consolidated Rail)	Chesapeake and Ohio
<b>Fabricated materials, inedible (C.L.):</b>							
<b>490. Tin and alloys:</b>							
1	Number of railway cars loaded	carloads	1	-	-	-	-
2	Loaded onto railway cars in Canada	metric tonnes	27	-	-	-	-
3	Received from other railways in Canada	" "	-	-	-	-	-
	Received from United States rail:						
4	Destined to Canadian points	" "	-	-	-	-	-
5	Destined to United States points	" "	-	-	-	-	-
6	<b>Total freight traffic carried(1)</b>	" "	<b>27</b>	-	-	-	-
7	Unloaded from railway cars in Canada	" "	27	-	-	-	-
8	Delivered to other railways in Canada	" "	-	-	-	-	-
9	Delivered to United States rail connections	" "	-	-	-	-	-
<b>492. Zinc and alloys:</b>							
10	Number of railway cars loaded	carloads	2,374	3,353	-	90	39
11	Loaded onto railway cars in Canada	metric tonnes	132 697	214 575	-	5 216	2 236
12	Received from other railways in Canada	" "	46 940	45 454	-	18 035	700
	Received from United States rail:						
13	Destined to Canadian points	" "	245	-	-	-	-
14	Destined to United States points	" "	109	-	-	-	-
15	<b>Total freight traffic carried(1)</b>	" "	<b>181 991</b>	<b>260 029</b>	-	<b>23 251</b>	<b>2 936</b>
16	Unloaded from railway cars in Canada	" "	63 585	165 669	-	8 395	700
17	Delivered to other railways in Canada	" "	909	17 529	-	-	-
18	Delivered to United States rail connections	" "	117 497	76 831	-	14 856	2 236
<b>494. Other non-ferrous base metal and alloys:</b>							
19	Number of railway cars loaded	carloads	171	134	-	1	-
20	Loaded onto railway cars in Canada	metric tonnes	10 716	4 258	-	15	-
21	Received from other railways in Canada	" "	277	405	-	36	-
	Received from United States rail:						
22	Destined to Canadian points	" "	3 220	-	-	-	-
23	Destined to United States points	" "	-	82	-	-	51
24	<b>Total freight traffic carried(1)</b>	" "	<b>14 213</b>	<b>4 745</b>	-	<b>51</b>	<b>51</b>
25	Unloaded from railway cars in Canada	" "	5 136	3 821	-	52	-
26	Delivered to other railways in Canada	" "	1 358	263	-	-	-
27	Delivered to United States rail connections	" "	7 718	660	-	-	51
<b>496. Tanks:</b>							
28	Number of railway cars loaded	carloads	274	190	-	33	2
29	Loaded onto railway cars in Canada	metric tonnes	9 503	6 340	-	470	54
30	Received from other railways in Canada	" "	841	974	34	45	64
	Received from United States rail:						
31	Destined to Canadian points	" "	455	503	-	-	98
32	Destined to United States points	" "	-	-	-	-	46
33	<b>Total freight traffic carried(1)</b>	" "	<b>10 799</b>	<b>7 817</b>	<b>34</b>	<b>515</b>	<b>176</b>
34	Unloaded from railway cars in Canada	" "	9 907	6 006	34	515	-
35	Delivered to other railways in Canada	" "	638	1 757	-	-	66
36	Delivered to United States rail connections	" "	254	54	-	-	111
<b>498. Bolts, nuts, nails, screws and basic hardware:</b>							
37	Number of railway cars loaded	carloads	286	94	-	-	-
38	Loaded onto railway cars in Canada	metric tonnes	8 924	3 630	-	-	-
39	Received from other railways in Canada	" "	45	266	-	-	-
	Received from United States rail:						
40	Destined to Canadian points	" "	175	-	-	-	-
41	Destined to United States points	" "	-	14	-	-	-
42	<b>Total freight traffic carried(1)</b>	" "	<b>9 144</b>	<b>3 910</b>	-	-	-
43	Unloaded from railway cars in Canada	" "	8 039	3 436	-	-	-
44	Delivered to other railways in Canada	" "	125	223	-	-	-
45	Delivered to United States rail connections	" "	980	249	-	-	-
<b>500. Metal fabricated basic products, n.e.s.:</b>							
46	Number of railway cars loaded	carloads	838	1 102	-	-	-
47	Loaded onto railway cars in Canada	metric tonnes	30 686	29 208	-	-	-
48	Received from other railways in Canada	" "	2 496	4 042	-	-	-
	Received from United States rail:						
49	Destined to Canadian points	" "	3 443	2 537	-	-	990
50	Destined to United States points	" "	91	24	-	-	-
51	<b>Total freight traffic carried(1)</b>	" "	<b>36 716</b>	<b>35 811</b>	-	-	<b>990</b>
52	Unloaded from railway cars in Canada	" "	31 823	29 830	-	-	54
53	Delivered to other railways in Canada	" "	3 792	4 599	-	-	935
54	Delivered to United States rail connections	" "	1 100	1 382	-	-	-

See footnote(s) at end of table.

TABLEAU 2. Marchandises payantes transportées par chemin de fer au Canada, 1981

Class II - Classe II				Classes III et IV	Grand total all Railways	Type de marchandise	No	
Toronto, Hamilton and Buffalo	Ontario Northland	Quebec North Shore and Labrador	All other Tous autres					Classes III et IV
						<b>Demi-produits, non comestibles (charge complète):</b>		
						<b>490. Etain et alliages:</b>		
					1	wagon	Nombre de wagons chargés	1
					27	tonnes métriques	Chargées sur wagons au Canada	2
							En provenance d'autres chemins de fer au Canada	3
							En provenance des Etats-Unis:	
							A destination du Canada	4
							A destination des Etats-Unis	5
					<b>27</b>		<b>Total du trafic marchandises transportées(1)</b>	<b>6</b>
					27		Déchargées du wagon au Canada	7
							Remises aux autres chemins de fer au Canada	8
							Remises au réseau des Etats-Unis	9
						<b>492. Zinc et alliages:</b>		
							Nombre de wagons chargés	10
	1 608		54		7 518	wagon	Chargées sur wagons au Canada	11
	94 320		3 044		452 088	tonnes métriques	En provenance d'autres chemins de fer au Canada	12
15 209			3 615		131 953		En provenance des Etats-Unis:	
							A destination du Canada	13
			142		387		A destination des Etats-Unis	14
					109		<b>Total du trafic marchandises transportées(1)</b>	<b>15</b>
15 209	94 320		6 801		584 537		Déchargées du wagon au Canada	16
821			1 105		240 275		Remises aux autres chemins de fer au Canada	17
14 388	94 320		142		127 288		Remises au réseau des Etats-Unis	18
			5 554		216 974		<b>494. Autres alliages et métaux communs non ferreux:</b>	
							Nombre de wagons chargés	19
	10		5		321	wagon	Chargées sur wagons au Canada	20
	447		143		15 579	tonnes métriques	En provenance d'autres chemins de fer au Canada	21
			172		890		En provenance des Etats-Unis:	
							A destination du Canada	22
			172		3 392		A destination des Etats-Unis	23
					133		<b>Total du trafic marchandises transportées(1)</b>	<b>24</b>
	447		487		19 994		Déchargées du wagon au Canada	25
	44		158		9 211		Remises aux autres chemins de fer au Canada	26
	404		242		2 267		Remises au réseau des Etats-Unis	27
			87		8 516		<b>496. Réservoirs:</b>	
							Nombre de wagons chargés	28
			11		519	wagon	Chargées sur wagons au Canada	29
			176		17 057	tonnes métriques	En provenance d'autres chemins de fer au Canada	30
538	69		1 506		4 071		En provenance des Etats-Unis:	
							A destination du Canada	31
			50		1 118		A destination des Etats-Unis	32
					46		<b>Total du trafic marchandises transportées(1)</b>	<b>33</b>
538	69		1 732		22 292		Déchargées du wagon au Canada	34
	69		1 481		18 012		Remises aux autres chemins de fer au Canada	35
538			191		3 802		Remises au réseau des Etats-Unis	36
			61		480		<b>498. Boulons, écrous, clous, vis et autres articles de base de quincaillerie:</b>	
							Nombre de wagons chargés	37
			4		384	wagon	Chargées sur wagons au Canada	38
			141		12 695	tonnes métriques	En provenance d'autres chemins de fer au Canada	39
			207		518		En provenance des Etats-Unis:	
							A destination du Canada	40
			1 599		1 774		A destination des Etats-Unis	41
					14		<b>Total du trafic marchandises transportées(1)</b>	<b>42</b>
			1 947		15 001		Déchargées du wagon au Canada	43
			1 897		13 372		Remises aux autres chemins de fer au Canada	44
					348		Remises au réseau des Etats-Unis	45
			50		1 279		<b>500. Demi-produits de base en métal, n.d.s.:</b>	
							Nombre de wagons chargés	46
			19		2 076	wagon	Chargées sur wagons au Canada	47
	34		255		62 953	tonnes métriques	En provenance d'autres chemins de fer au Canada	48
	551		7 653		15 165		En provenance des Etats-Unis:	
	41						A destination du Canada	49
			165		7 135		A destination des Etats-Unis	50
					115		<b>Total du trafic marchandises transportées(1)</b>	<b>51</b>
3 186	592		8 073		85 368		Déchargées du wagon au Canada	52
			6 299		68 748		Remises aux autres chemins de fer au Canada	53
191	551		1 441		13 802		Remises au réseau des Etats-Unis	54
2 994	41		334		2 816			

Voir note(s) à la fin du tableau.



TABLE 2. Revenue Freight Carried by Railways Within Canada, 1981

No	Commodity		Class I - Classe I		Class II - Classe II			
			Canadian National	Canadian Pacific	Algoma Central	British Columbia Railway	Canada Southern (Consolidated Rail)	Chesapeake and Ohio
			Canadian National	Canadian Pacific				
<b>Fabricated materials, inedible (C.L.):</b>								
<b>502. Natural stone basic products, chiefly structural:</b>								
1	Number of railway cars loaded	carloads	66	1 282	-	1	-	-
2	Loaded onto railway cars in Canada	metric tonnes	3 196	105 265	-	73	-	-
3	Received from other railways in Canada	" "	-	266	254	56	-	-
	Received from United States rail:							
4	Destined to Canadian points	" "	29 544	36 511	-	-	-	-
5	Destined to United States points	" "	27	-	-	-	-	-
6	<b>Total freight traffic carried(1)</b>	" "	<b>32 767</b>	<b>142 042</b>	<b>254</b>	<b>129</b>	-	-
7	Unloaded from railway cars in Canada	" "	32 377	137 557	254	129	-	-
8	Delivered to other railways in Canada	" "	318	-	-	-	-	-
9	Delivered to United States rail connections	" "	73	4 485	-	-	-	-
<b>504. Bricks and tiles, clay:</b>								
10	Number of railway cars loaded	carloads	276	414	-	-	-	-
11	Loaded onto railway cars in Canada	metric tonnes	10 581	20 952	-	-	-	-
12	Received from other railways in Canada	" "	282	418	-	528	-	-
	Received from United States rail:							
13	Destined to Canadian points	" "	3 783	4 277	-	57	-	-
14	Destined to United States points	" "	230	167	-	-	-	1 616
15	<b>Total freight traffic carried(1)</b>	" "	<b>14 876</b>	<b>25 814</b>	-	<b>585</b>	-	<b>1 616</b>
16	Unloaded from railway cars in Canada	" "	13 084	24 164	-	585	-	-
17	Delivered to other railways in Canada	" "	1 192	1 442	-	-	-	-
18	Delivered to United States rail connections	" "	601	210	-	-	-	1 616
<b>506. Fire brick and similar shapes:</b>								
19	Number of railway cars loaded	carloads	260	574	-	-	-	-
20	Loaded onto railway cars in Canada	metric tonnes	11 062	26 195	-	-	-	-
21	Received from other railways in Canada	" "	3 337	4 602	973	-	295	-
	Received from United States rail:							
22	Destined to Canadian points	" "	26 722	13 507	-	-	2 185	-
23	Destined to United States points	" "	-	182	-	-	-	-
24	<b>Total freight traffic carried(1)</b>	" "	<b>41 121</b>	<b>44 486</b>	<b>973</b>	-	<b>2 480</b>	-
25	Unloaded from railway cars in Canada	" "	34 745	28 231	973	-	73	-
26	Delivered to other railways in Canada	" "	5 339	4 822	-	-	2 111	-
27	Delivered to United States rail connections	" "	1 037	11 434	-	-	295	-
<b>508. Dolomite and magnesite, calcined:</b>								
28	Number of railway cars loaded	carloads	359	1	-	-	90	-
29	Loaded onto railway cars in Canada	metric tonnes	22 026	45	-	-	7 836	-
30	Received from other railways in Canada	" "	231	4 520	-	-	-	-
	Received from United States rail:							
31	Destined to Canadian points	" "	5 512	24 478	-	-	80	2 183
32	Destined to United States points	" "	-	181	-	-	-	4 891
33	<b>Total freight traffic carried(1)</b>	" "	<b>27 769</b>	<b>29 224</b>	-	-	<b>7 916</b>	<b>7 074</b>
34	Unloaded from railway cars in Canada	" "	27 719	23 805	-	-	-	-
35	Delivered to other railways in Canada	" "	50	4 965	-	-	80	2 183
36	Delivered to United States rail connections	" "	-	454	-	-	7 836	4 891
<b>510. Refractories, n.e.s.:</b>								
37	Number of railway cars loaded	carloads	124	177	-	-	-	-
38	Loaded onto railway cars in Canada	metric tonnes	5 126	7 990	-	-	-	-
39	Received from other railways in Canada	" "	792	505	-	-	-	-
	Received from United States rail:							
40	Destined to Canadian points	" "	4 012	12 658	-	-	299	50
41	Destined to United States points	" "	-	689	-	-	-	-
42	<b>Total freight traffic carried(1)</b>	" "	<b>9 930</b>	<b>21 842</b>	-	-	<b>299</b>	<b>50</b>
43	Unloaded from railway cars in Canada	" "	9 110	16 423	-	-	-	-
44	Delivered to other railways in Canada	" "	820	1 951	-	-	299	50
45	Delivered to United States rail connections	" "	-	3 467	-	-	-	-
<b>512. Glass basic products:</b>								
46	Number of railway cars loaded	carloads	609	357	-	20	144	-
47	Loaded onto railway cars in Canada	metric tonnes	23 089	17 140	-	326	3 890	-
48	Received from other railways in Canada	" "	68	5 476	-	166	-	1 120
	Received from United States rail:							
49	Destined to Canadian points	" "	17 706	9 825	-	-	9 772	-
50	Destined to United States points	" "	-	-	-	-	-	-
51	<b>Total freight traffic carried(1)</b>	" "	<b>40 863</b>	<b>32 441</b>	-	<b>492</b>	<b>13 662</b>	<b>1 120</b>
52	Unloaded from railway cars in Canada	" "	35 577	25 749	-	492	9 723	-
53	Delivered to other railways in Canada	" "	2 983	6 580	-	-	49	-
54	Delivered to United States rail connections	" "	2 303	112	-	-	3 890	1 120

See footnote(s) at end of table.

TABLEAU 2. Marchandises payantes transportées par chemin de fer au Canada, 1981

Class II - Classe II				Classes III and IV	Grand total all Railways	Type de marchandise	No
Toronto, Hamilton and Buffalo	Ontario Northland	Quebec North Shore and Labrador	All other Tous autres				
						<b>Demi-produits, non comestibles (charge complète):</b>	
						<b>502. Produits de base en pierre naturelle, surtout de construction:</b>	
					1 349	wagon	Nombre de wagons chargés
					108 534	tonnes métriques	Chargées sur wagons au Canada
166			3 140		3 882	" "	En provenance d'autres chemins de fer au Canada
					87 431	" "	En provenance des Etats-Unis
			21 376		" "	" "	A destination du Canada
					27	" "	A destination des Etats-Unis
<b>166</b>			<b>24 516</b>		<b>199 874</b>	" "	<b>Total du trafic marchandises transportées(1)</b>
166			13 683		184 166	" "	Déchargées du wagon au Canada
			10 833		11 151	" "	Remises aux autres chemins de fer au Canada
					4 558	" "	Remises au réseau des Etats-Unis
							<b>504. Briques et tuiles d'argile:</b>
					690	wagon	Nombre de wagons chargés
					31 533	tonnes métriques	Chargées sur wagons au Canada
			2 471		3 699	" "	En provenance d'autres chemins de fer au Canada
					12 257	" "	En provenance des Etats-Unis
			4 140		2 013	" "	A destination du Canada
					2 013	" "	A destination des Etats-Unis
			<b>6 611</b>		<b>49 502</b>	" "	<b>Total du trafic marchandises transportées(1)</b>
			5 739		43 572	" "	Déchargées du wagon au Canada
			872		3 506	" "	Remises aux autres chemins de fer au Canada
					2 427	" "	Remises au réseau des Etats-Unis
							<b>506. Briques réfractaires et formes similaires:</b>
60			1		895	wagon	Nombre de wagons chargés
895			39		40 151	tonnes métriques	Chargées sur wagons au Canada
2 609	139		3 964		15 919	" "	En provenance d'autres chemins de fer au Canada
					45 222	" "	En provenance des Etats-Unis
			2 808		" "	" "	A destination du Canada
					182	" "	A destination des Etats-Unis
5 464	<b>139</b>		<b>6 811</b>		<b>101 474</b>	" "	<b>Total du trafic marchandises transportées(1)</b>
1 730	112		2 440		68 304	" "	Déchargées du wagon au Canada
3 734	27		3 845		19 878	" "	Remises aux autres chemins de fer au Canada
			526		13 292	" "	Remises au réseau des Etats-Unis
							<b>508. Dolomite et magnésite calcinées:</b>
26					476	wagon	Nombre de wagons chargés
2 107					32 014	tonnes métriques	Chargées sur wagons au Canada
7 103			52		11 906	" "	En provenance d'autres chemins de fer au Canada
			1 124		33 377	" "	En provenance des Etats-Unis
			54		5 126	" "	A destination du Canada
					5 126	" "	A destination des Etats-Unis
<b>9 210</b>			<b>1 230</b>		<b>82 423</b>	" "	<b>Total du trafic marchandises transportées(1)</b>
7 103			96		58 723	" "	Déchargées du wagon au Canada
2 107			1 134		10 519	" "	Remises aux autres chemins de fer au Canada
					13 181	" "	Remises au réseau des Etats-Unis
							<b>510. Matière réfractaires, n.d.a.:</b>
		21	2		324	wagon	Nombre de wagons chargés
		491	88		13 695	tonnes métriques	Chargées sur wagons au Canada
107			3 341		4 745	" "	En provenance d'autres chemins de fer au Canada
			1 221		18 240	" "	En provenance des Etats-Unis
					689	" "	A destination du Canada
					689	" "	A destination des Etats-Unis
<b>107</b>		<b>491</b>	<b>4 650</b>		<b>37 369</b>	" "	<b>Total du trafic marchandises transportées(1)</b>
		491	1 278		27 302	" "	Déchargées du wagon au Canada
107			1 931		5 158	" "	Remises aux autres chemins de fer au Canada
			1 441		4 908	" "	Remises au réseau des Etats-Unis
							<b>512. Produits de base en verre:</b>
					1,130	wagon	Nombre de wagons chargés
					44 445	tonnes métriques	Chargées sur wagons au Canada
			12 016		18 890	" "	En provenance d'autres chemins de fer au Canada
					46 195	" "	En provenance des Etats-Unis
			8 892		" "	" "	A destination du Canada
					" "	" "	A destination des Etats-Unis
44			<b>20 908</b>		<b>109 530</b>	" "	<b>Total du trafic marchandises transportées(1)</b>
			8 014		79 555	" "	Déchargées du wagon au Canada
44			12 892		22 548	" "	Remises aux autres chemins de fer au Canada
					7 425	" "	Remises au réseau des Etats-Unis

Voir note(s) à la fin du tableau.

TABLE 2. Revenue Freight Carried by Railways Within Canada, 1981

No	Commodity		Class I - Classe I		Class II - Classe II			
			Canadian National Canadien National	Canadian Pacific Canadien Pacifique	Algoma Central	British Columbia Railway	Canada Southern (Consolidated Rail)	Chesapeake and Ohio
<b>Fabricated materials, inedible (C.L.):</b>								
<b>514. Asbestos and asbestos-cement basic products:</b>								
1	Number of railway cars loaded	carloads	828	144	-	-	-	-
2	Loaded onto railway cars in Canada	metric tonnes	27 270	7 933	-	-	-	-
3	Received from other railways in Canada	" "	181	417	-	-	7 834	-
Received from United States rail:								
4	Destined to Canadian points	" "	93	70	-	-	101	-
5	Destined to United States points	" "	-	38	-	-	-	-
6	<b>Total freight traffic carried(1)</b>	" "	<b>27 544</b>	<b>8 458</b>	-	-	<b>7 935</b>	-
7	Unloaded from railway cars in Canada	" "	15 487	2 693	-	-	44	-
8	Delivered to other railways in Canada	" "	997	320	-	-	101	-
9	Delivered to United States rail connections	" "	11 060	5 446	-	-	7 790	-
<b>516. Portland cement, standard:</b>								
10	Number of railway cars loaded	carloads	11 802	9 142	-	270	-	-
11	Loaded onto railway cars in Canada	metric tonnes	919 492	820 439	-	18 612	-	-
12	Received from other railways in Canada	" "	2 270	26 572	-	15 309	24 841	-
Received from United States rail:								
13	Destined to Canadian points	" "	4 524	5 467	-	-	-	45
14	Destined to United States points	" "	89	-	-	-	-	73
15	<b>Total freight traffic carried(1)</b>	" "	<b>926 375</b>	<b>852 478</b>	-	<b>33 921</b>	<b>24 841</b>	<b>118</b>
16	Unloaded from railway cars in Canada	" "	866 713	639 193	-	33 921	-	-
17	Delivered to other railways in Canada	" "	32 925	67 994	-	-	-	45
18	Delivered to United States rail connections	" "	26 736	145 290	-	-	24 841	73
<b>518. Concrete pipe:</b>								
19	Number of railway cars loaded	carloads	179	7	-	22	-	-
20	Loaded onto railway cars in Canada	metric tonnes	8 945	279	-	489	-	-
21	Received from other railways in Canada	" "	-	-	-	-	-	-
Received from United States rail:								
22	Destined to Canadian points	" "	181	-	-	-	-	-
23	Destined to United States points	" "	-	-	-	-	-	-
24	<b>Total freight traffic carried(1)</b>	" "	<b>9 126</b>	<b>279</b>	-	<b>489</b>	-	-
25	Unloaded from railway cars in Canada	" "	3 294	279	-	489	-	-
26	Delivered to other railways in Canada	" "	5 773	-	-	-	-	-
27	Delivered to United States rail connections	" "	59	-	-	-	-	-
<b>520. Cement and concrete basic products, n.e.s.:</b>								
28	Number of railway cars loaded	carloads	1 239	2 921	-	98	-	-
29	Loaded onto railway cars in Canada	metric tonnes	97 270	231 492	-	1 852	-	-
30	Received from other railways in Canada	" "	699	1 001	-	-	204	-
Received from United States rail:								
31	Destined to Canadian points	" "	167	383	-	-	-	-
32	Destined to United States points	" "	-	65	-	-	-	-
33	<b>Total freight traffic carried(1)</b>	" "	<b>98 136</b>	<b>232 941</b>	-	<b>1 852</b>	<b>204</b>	-
34	Unloaded from railway cars in Canada	" "	96 826	232 215	-	1 852	-	-
35	Delivered to other railways in Canada	" "	337	614	-	-	-	-
36	Delivered to United States rail connections	" "	973	112	-	-	204	-
<b>522. Plaster:</b>								
37	Number of railway cars loaded	carloads	10	1	-	-	1	-
38	Loaded onto railway cars in Canada	metric tonnes	441	21	-	-	40	-
39	Received from other railways in Canada	" "	-	-	-	-	-	-
Received from United States rail:								
40	Destined to Canadian points	" "	11 003	4 941	-	-	-	-
41	Destined to United States points	" "	1 001	851	-	-	-	-
42	<b>Total freight traffic carried(1)</b>	" "	<b>12 445</b>	<b>5 813</b>	-	-	<b>40</b>	-
43	Unloaded from railway cars in Canada	" "	11 444	4 962	-	-	-	-
44	Delivered to other railways in Canada	" "	-	-	-	-	40	-
45	Delivered to United States rail connections	" "	1 001	851	-	-	-	-
<b>524. Gypsum wallboard and sheathing:</b>								
46	Number of railway cars loaded	carloads	208	1	-	80	-	-
47	Loaded onto railway cars in Canada	metric tonnes	10 093	15	-	1 847	-	-
48	Received from other railways in Canada	" "	1 266	211	-	26	-	-
Received from United States rail:								
49	Destined to Canadian points	" "	27	84	-	-	4 866	6 506
50	Destined to United States points	" "	-	-	-	-	-	-
51	<b>Total freight traffic carried(1)</b>	" "	<b>11 386</b>	<b>310</b>	-	<b>1 873</b>	<b>4 866</b>	<b>6 506</b>
52	Unloaded from railway cars in Canada	" "	11 172	296	-	1 873	4 866	6 506
53	Delivered to other railways in Canada	" "	169	15	-	-	-	-
54	Delivered to United States rail connections	" "	45	-	-	-	-	-

See footnote(s) at end of table

TABLEAU 2. Marchandises payantes transportées par chemin de fer au Canada, 1981

Class II - Classe II				Classes III and IV	Grand total all Railways	Type de marchandise	No
Toronto, Hamilton and Buffalo	Ontario Northland	Quebec North Shore and Labrador	All other Tous autres				
						<b>Demi-produits, non comestibles (charge complète):</b>	
						<b>514. Produits de base en amiante et en fibrociment:</b>	
			1		973	wagon	1
			12		35 215	tonnes métriques	2
			50 939		59 371	" "	3
			27		291	" "	4
					38	" "	5
			<b>50 978</b>		<b>94 915</b>	<b>Total du trafic marchandises transportées(1)</b>	<b>6</b>
			1 186		19 410	" "	7
			45		1 463	" "	8
			49 747		74 043	" "	9
						<b>516. Ciment portland ordinaire:</b>	
			201		21,470	wagon	10
	2	53	18 237		1 779 873	tonnes métriques	11
	73	3 020	7 822		114 957	" "	12
	38 143		14 306		24 342	" "	13
					162	" "	14
			<b>40 365</b>		<b>1 919 334</b>	<b>Total du trafic marchandises transportées(1)</b>	<b>15</b>
	38 215	2 663	13 939		1 594 644	" "	16
		357	2 755		104 076	" "	17
			23 671		220 611	" "	18
						<b>518. Tuyau en béton:</b>	
			3		211	wagon	19
			54		9 767	tonnes métriques	20
			4 460		4 460	" "	21
					181	" "	22
						" "	23
			<b>4 514</b>		<b>14 408</b>	<b>Total du trafic marchandises transportées(1)</b>	<b>24</b>
			4 460		8 522	" "	25
					5 773	" "	26
			54		113	" "	27
						<b>520. Produits de base en ciment et en béton, n.d.a.:</b>	
22	2	10	3		4,295	wagon	28
663	73	219	199		331 768	tonnes métriques	29
204			837		2 945	" "	30
			586		1 136	" "	31
					65	" "	32
<b>867</b>	<b>73</b>	<b>219</b>	<b>1 622</b>		<b>335 914</b>	<b>Total du trafic marchandises transportées(1)</b>	<b>33</b>
	73	184	790		331 940	" "	34
867		35	652		2 505	" "	35
			181		1 470	" "	36
						<b>522. Plâtre:</b>	
					12	wagon	37
					502	tonnes métriques	38
40					40	" "	39
					15 944	" "	40
					1 852	" "	41
<b>40</b>					<b>18 338</b>	<b>Total du trafic marchandises transportées(1)</b>	<b>42</b>
					16 406	" "	43
40					80	" "	44
					1 852	" "	45
						<b>524 Panneaux et revêtements de gypse:</b>	
			25		314	wagon	46
			1 407		13 362	tonnes métriques	47
			15		1 518	" "	48
						" "	49
			111		11 594	" "	50
			<b>1 533</b>		<b>26 474</b>	<b>Total du trafic marchandises transportées(1)</b>	<b>51</b>
					24 824	" "	52
			1 422		1 606	" "	53
					45	" "	54

Voir note(s) à la fin du tableau.

TABLE 2. Revenue Freight Carried by Railways Within Canada, 1981

No	Commodity		Class I - Classe I		Class II - Classe II			
			Canadian National Canadien National	Canadian Pacific Canadien Pacifique	Algoma Central	British Columbia Railway	Canada Southern (Consolidated Rail)	Chesapeake and Ohio
<b>Fabricated materials, inedible (C.L.):</b>								
<b>526. Gypsum basic products, n.e.s.:</b>								
1	Number of railway cars loaded	carloads	1	1	-	-	-	-
2	Loaded onto railway cars in Canada	metric tonnes	27	45	-	-	-	-
3	Received from other railways in Canada	" "	-	27	-	-	-	-
	Received from United States rail:							
4	Destined to Canadian points	" "	4 014	2 050	-	-	100	-
5	Destined to United States points	" "	-	-	-	-	-	-
6	<b>Total freight traffic carried(1)</b>	" "	<b>4 041</b>	<b>2 122</b>	-	-	<b>100</b>	-
7	Unloaded from railway cars in Canada	" "	4 042	2 076	-	-	-	-
8	Delivered to other railways in Canada	" "	-	47	-	-	100	-
9	Delivered to United States rail connections	" "	-	-	-	-	-	-
<b>528. Lime, hydrated and quick:</b>								
10	Number of railway cars loaded	carloads	2,013	1,289	-	-	-	-
11	Loaded onto railway cars in Canada	metric tonnes	125 354	88 063	-	-	-	-
12	Received from other railways in Canada	" "	9 577	224	4 492	1 296	39 272	-
	Received from United States rail:							
13	Destined to Canadian points	" "	1 835	696	-	-	54	-
14	Destined to United States points	" "	-	23	-	-	-	136
15	<b>Total freight traffic carried(1)</b>	" "	<b>136 766</b>	<b>89 006</b>	<b>4 492</b>	<b>1 296</b>	<b>39 326</b>	<b>136</b>
16	Unloaded from railway cars in Canada	" "	100 707	28 028	-	1 296	-	-
17	Delivered to other railways in Canada	" "	33 891	51 003	4 492	-	54	-
18	Delivered to United States rail connections	" "	2 168	9 974	-	-	39 272	136
<b>530. Non-metallic mineral basic products, n.e.s.:</b>								
19	Number of railway cars loaded	carloads	2,538	3,259	-	-	1,036	128
20	Loaded onto railway cars in Canada	metric tonnes	74 341	183 938	-	-	73 601	1 725
21	Received from other railways in Canada	" "	17 816	8 250	-	-	50 117	18
	Received from United States rail:							
22	Destined to Canadian points	" "	24 837	2 544	-	-	939	9
23	Destined to United States points	" "	499	158	-	-	-	1 416
24	<b>Total freight traffic carried(1)</b>	" "	<b>117 493</b>	<b>194 890</b>	-	-	<b>124 657</b>	<b>3 168</b>
25	Unloaded from railway cars in Canada	" "	101 227	38 854	-	-	4 312	-
26	Delivered to other railways in Canada	" "	2 003	51 144	-	-	67	1 735
27	Delivered to United States rail connections	" "	14 263	104 891	-	-	120 278	1 432
<b>532. Bituminous pressed or molded fabricated materials:</b>								
28	Number of railway cars loaded	carloads	-	-	-	30	-	-
29	Loaded onto railway cars in Canada	metric tonnes	-	-	-	455	-	-
30	Received from other railways in Canada	" "	-	-	-	196	-	-
	Received from United States rail:							
31	Destined to Canadian points	" "	-	-	-	-	-	-
32	Destined to United States points	" "	-	-	-	-	-	-
33	<b>Total freight traffic carried(1)</b>	" "	-	-	-	<b>651</b>	-	-
34	Unloaded from railway cars in Canada	" "	-	-	-	611	-	-
35	Delivered to other railways in Canada	" "	-	-	-	41	-	-
36	Delivered to United States rail connections	" "	-	-	-	-	-	-
<b>534. Miscellaneous fabricated materials:</b>								
37	Number of railway cars loaded	carloads	465	360	-	18	-	-
38	Loaded onto railway cars in Canada	metric tonnes	15 886	11 436	-	267	-	-
39	Received from other railways in Canada	" "	304	1 520	-	64	-	-
	Received from United States rail:							
40	Destined to Canadian points	" "	637	74	-	-	42	-
41	Destined to United States points	" "	66	-	-	-	-	-
42	<b>Total freight traffic carried(1)</b>	" "	<b>16 893</b>	<b>13 030</b>	-	<b>331</b>	<b>42</b>	-
43	Unloaded from railway cars in Canada	" "	16 223	10 173	-	331	18	-
44	Delivered to other railways in Canada	" "	521	2 800	-	-	24	-
45	Delivered to United States rail connections	" "	149	57	-	-	-	-
<b>994. Total:</b>								
46	Number of railway cars loaded	carloads	481,068	319,067	14,316	69,001	2,100	15,643
47	Loaded onto railway cars in Canada	metric tonnes	29 147 316	21 071 376	873 210	3 680 062	128 635	1 008 170
48	Received from other railways in Canada	" "	3 589 676	2 724 853	347 972	189 684	978 567	228 416
	Received from United States rail:							
49	Destined to Canadian points	" "	1 548 007	1 103 373	-	8 468	169 915	176 594
50	Destined to United States points	" "	720 011	792 272	-	-	-	331 967
51	<b>Total freight traffic carried(1)</b>	" "	<b>35 005 010</b>	<b>25 691 874</b>	<b>1 221 182</b>	<b>3 878 214</b>	<b>1 277 117</b>	<b>1 745 147</b>
52	Unloaded from railway cars in Canada	" "	21 625 092	13 283 994	261 671	1 652 135	218 310	383 344
53	Delivered to other railways in Canada	" "	2 159 511	2 870 122	771 083	2 038 846	136 719	596 764
54	Delivered to United States rail connections	" "	11 220 408	9 537 758	188 428	187 233	922 087	765 040

See footnote(s) at end of table.



TABLEAU 2. Marchandises payantes transportées par chemin de fer au Canada, 1981

Class II - Classe II				Classes III and IV	Grand total all Railways	Type de marchandise	No
Toronto, Hamilton and Buffalo	Ontario Northland	Quebec North Shore and Labrador	All other Tous autres	Classes III et IV	Total général tous chemins de fer		
						<b>Demi-produits, non comestibles (charge complète):</b>	
						<b>526. Produits de base en gypse, n.d.a.:</b>	
					2	wagon	Nombre de wagons chargés
					72	tonnes métriques	Chargées sur wagons au Canada
100			47		174	" "	En provenance d'autres chemins de fer au Canada
			808		6 972	" "	En provenance des Etats-Unis:
						" "	A destination du Canada
						" "	A destination des Etats-Unis
<b>100</b>			<b>855</b>		<b>7 218</b>	" "	<b>Total du trafic marchandises transportées(1)</b>
73			608		6 799	" "	Déchargées du wagon au Canada
27			247		421	" "	Remises aux autres chemins de fer au Canada
						" "	Remises au réseau des Etats-Unis
							<b>528. Chaux hydratée et vive:</b>
					3,302	wagon	Nombre de wagons chargés
					213 417	tonnes métriques	Chargées sur wagons au Canada
39 327	10 770		416		105 374	" "	En provenance d'autres chemins de fer au Canada
						" "	En provenance des Etats-Unis:
			3 007		5 592	" "	A destination du Canada
				201	360	" "	A destination des Etats-Unis
<b>39 327</b>	<b>10 770</b>		<b>3 423</b>	<b>201</b>	<b>324 743</b>	" "	<b>Total du trafic marchandises transportées(1)</b>
	7 472		1 921		139 424	" "	Déchargées du wagon au Canada
39 327	3 299		1 502		133 568	" "	Remises aux autres chemins de fer au Canada
				201	51 751	" "	Remises au réseau des Etats-Unis
							<b>530. Produits minéraux non métalliques de base, n.d.a.:</b>
			564		7,644	wagon	Nombre de wagons chargés
119			46 916		387 217	tonnes métriques	Chargées sur wagons au Canada
696			5 403		127 509	" "	En provenance d'autres chemins de fer au Canada
48 864	101					" "	En provenance des Etats-Unis:
			6 515		34 844	" "	A destination du Canada
					2 073	" "	A destination des Etats-Unis
<b>52 500</b>	<b>101</b>		<b>58 834</b>		<b>551 643</b>	" "	<b>Total du trafic marchandises transportées(1)</b>
	84		7 730		152 273	" "	Déchargées du wagon au Canada
66	16		1 710		109 108	" "	Remises aux autres chemins de fer au Canada
52 433			49 392		280 256	" "	Remises au réseau des Etats-Unis
							<b>532. Demi-produits bitumineux pressés ou moulés:</b>
					30	wagon	Nombre de wagons chargés
					455	tonnes métriques	Chargées sur wagons au Canada
					196	" "	En provenance d'autres chemins de fer au Canada
						" "	En provenance des Etats-Unis:
						" "	A destination du Canada
						" "	A destination des Etats-Unis
					<b>651</b>	" "	<b>Total du trafic marchandises transportées(1)</b>
					611	" "	Déchargées du wagon au Canada
					41	" "	Remises aux autres chemins de fer au Canada
						" "	Remises au réseau des Etats-Unis
							<b>534. Demi-produits divers:</b>
			22		865	wagon	Nombre de wagons chargés
			907		28 496	tonnes métriques	Chargées sur wagons au Canada
24			3 237		5 149	" "	En provenance d'autres chemins de fer au Canada
						" "	En provenance des Etats-Unis:
			505		1 258	" "	A destination du Canada
					66	" "	A destination des Etats-Unis
<b>24</b>			<b>4 649</b>		<b>34 969</b>	" "	<b>Total du trafic marchandises transportées(1)</b>
			1 353		28 098	" "	Déchargées du wagon au Canada
24			3 251		6 620	" "	Remises aux autres chemins de fer au Canada
			45		251	" "	Remises au réseau des Etats-Unis
							<b>994. Total:</b>
			41 630		967 072	wagon	Nombre de wagons chargés
8 006	9 210	7 034	2 137 266		59 591 235	tonnes métriques	Chargées sur wagons au Canada
467 033	587 065	491 102	2 419 200		12 443 688	" "	En provenance d'autres chemins de fer au Canada
1 063 938	870 202	32 163				" "	En provenance des Etats-Unis:
			507 503		3 513 860	" "	A destination du Canada
			41 421	245 500	2 131 171	" "	A destination des Etats-Unis
<b>1 529 988</b>	<b>1 457 267</b>	<b>523 265</b>	<b>5 105 390</b>	<b>245 500</b>	<b>77 679 954</b>	" "	<b>Total du trafic marchandises transportées(1)</b>
			1 450 424		40 226 974	" "	Déchargées du wagon au Canada
494 423	379 819	477 762	1 062 460		11 794 020	" "	Remises aux autres chemins de fer au Canada
1 035 565	1 077 447	45 503	2 592 507	245 500	25 658 961	" "	Remises au réseau des Etats-Unis

Voir note(s) à la fin du tableau.

TABLE 2. Revenue Freight Carried by Railways Within Canada, 1981

Commodity		Class I - Classe I		Class II - Classe II			
		Canadian National	Canadian Pacific	Algoma Central	British Columbia Railway	Canada Southern (Consolidated Rail)	Chesapeake and Ohio
No.		Canadian National	Canadian Pacific				
<b>Section V:</b>							
<b>End-products, inedible (C.L.):</b>							
<b>536. Power boilers:</b>							
1	Number of railway cars loaded	carloads	437	156	-	-	-
2	Loaded onto railway cars in Canada	metric tonnes	18 445	5 496	-	-	-
3	Received from other railways in Canada	" "	-	1 230	-	-	164
Received from United States rail:							
4	Destined to Canadian points	" "	1 106	2 988	-	-	130
5	Destined to United States points	" "	68	588	-	-	108
6	<b>Total freight traffic carried(1)</b>	" "	<b>19 619</b>	<b>10 302</b>	-	-	<b>402</b>
7	Unloaded from railway cars in Canada	" "	14 265	8 742	-	-	-
8	Delivered to other railways in Canada	" "	1 876	644	-	-	130
9	Delivered to United States rail connections	" "	3 478	916	-	-	272
<b>538. Engines and turbines, general purpose:</b>							
10	Number of railway cars loaded	carloads	71	87	1	-	-
11	Loaded onto railway cars in Canada	metric tonnes	3 155	2 370	15	-	-
12	Received from other railways in Canada	" "	259	1 131	-	-	-
Received from United States rail:							
13	Destined to Canadian points	" "	424	1 926	-	-	179
14	Destined to United States points	" "	32	91	-	-	-
15	<b>Total freight traffic carried(1)</b>	" "	<b>3 870</b>	<b>5 518</b>	<b>15</b>	-	<b>179</b>
16	Unloaded from railway cars in Canada	" "	3 391	3 983	-	-	-
17	Delivered to other railways in Canada	" "	210	382	15	-	179
18	Delivered to United States rail connections	" "	268	1 153	-	-	-
<b>539. Electric generators and motors:</b>							
19	Number of railway cars loaded	carloads	85	83	1	-	-
20	Loaded onto railway cars in Canada	metric tonnes	4 071	2 669	58	-	-
21	Received from other railways in Canada	" "	216	230	51	-	106
Received from United States rail:							
22	Destined to Canadian points	" "	81	2 175	-	-	-
23	Destined to United States points	" "	298	90	-	-	62
24	<b>Total freight traffic carried(1)</b>	" "	<b>4 666</b>	<b>5 164</b>	<b>109</b>	-	<b>106</b>
25	Unloaded from railway cars in Canada	" "	3 515	4 529	-	-	-
26	Delivered to other railways in Canada	" "	762	405	109	-	-
27	Delivered to United States rail connections	" "	388	231	-	-	106
<b>540. General purpose industrial machinery, n.e.s.:</b>							
28	Number of railway cars loaded	carloads	566	745	-	2	-
29	Loaded onto railway cars in Canada	metric tonnes	21 975	18 711	-	45	-
30	Received from other railways in Canada	" "	787	1 757	74	-	142
Received from United States rail:							
31	Destined to Canadian points	" "	3 103	4 276	-	-	663
32	Destined to United States points	" "	154	479	-	-	291
33	<b>Total freight traffic carried(1)</b>	" "	<b>26 019</b>	<b>25 223</b>	<b>74</b>	<b>45</b>	<b>805</b>
34	Unloaded from railway cars in Canada	" "	21 828	19 453	74	45	63
35	Delivered to other railways in Canada	" "	1 387	1 523	-	-	601
36	Delivered to United States rail connections	" "	2 804	4 247	-	-	142
<b>542. Conveying, elevating and materials handling equipment:</b>							
37	Number of railway cars loaded	carloads	332	292	1	2	1
38	Loaded onto railway cars in Canada	metric tonnes	12 696	5 652	27	43	12
39	Received from other railways in Canada	" "	2 276	1 627	247	-	34
Received from United States rail:							
40	Destined to Canadian points	" "	6 294	9 071	-	-	931
41	Destined to United States points	" "	787	151	-	-	-
42	<b>Total freight traffic carried(1)</b>	" "	<b>22 053</b>	<b>16 501</b>	<b>274</b>	<b>43</b>	<b>977</b>
43	Unloaded from railway cars in Canada	" "	18 290	14 422	274	43	39
44	Delivered to other railways in Canada	" "	735	1 067	-	-	904
45	Delivered to United States rail connections	" "	3 038	1 011	-	-	34
<b>544. Construction and maintenance machinery and equipment:</b>							
46	Number of railway cars loaded	carloads	1 264	236	31	726	-
47	Loaded onto railway cars in Canada	metric tonnes	45 140	9 026	400	18 479	-
48	Received from other railways in Canada	" "	4 624	3 610	44	3 387	-
Received from United States rail:							
49	Destined to Canadian points	" "	1 181	1 726	-	4 441	124
50	Destined to United States points	" "	50	-	-	-	-
51	<b>Total freight traffic carried(1)</b>	" "	<b>50 995</b>	<b>14 362</b>	<b>444</b>	<b>26 307</b>	<b>124</b>
52	Unloaded from railway cars in Canada	" "	45 806	9 549	445	23 559	-
53	Delivered to other railways in Canada	" "	3 680	4 283	-	2 694	124
54	Delivered to United States rail connections	" "	1 509	531	-	54	28

See footnote(s) at end of table

TABLEAU 2. Marchandises payantes transportées par chemin de fer au Canada, 1981

Class II - Classe II				Classes III and IV	Grand total all Railways	Type de marchandise	No	
Toronto, Hamilton and Buffalo	Ontario Northland	Quebec North Shore and Labrador	All other Tous autres					Classes III et IV
						<b>Section V: Produits finals, non comestibles (charge complète):</b>		
						<b>536. Chaudières mécaniques:</b>		
					593	wagon	Nombre de wagons chargés	1
					23 941	tonnes métriques	Chargées sur wagons au Canada	2
41			271		1 706	" "	En provenance d'autres chemins de fer au Canada	3
			25		4 249	" "	En provenance des Etats-Unis:	4
				8	772	" "	A destination du Canada	5
41			<b>296</b>	<b>8</b>	<b>30 668</b>	" "	<b>Total du trafic marchandises transportées(1)</b>	6
41			220		23 268	" "	Déchargées du wagon au Canada	7
			39		2 689	" "	Remises aux autres chemins de fer au Canada	8
			38	8	4 712	" "	Remises au réseau des Etats-Unis	9
						<b>538. Moteurs et turbines d'usage général:</b>		
			4		163	wagon	Nombre de wagons chargés	10
			239		5 779	tonnes métriques	Chargées sur wagons au Canada	11
179			103		1 672	" "	En provenance d'autres chemins de fer au Canada	12
			635		3 164	" "	En provenance des Etats-Unis:	13
					123	" "	A destination du Canada	14
179			<b>977</b>		<b>10 738</b>	" "	<b>Total du trafic marchandises transportées(1)</b>	15
			34		7 408	" "	Déchargées du wagon au Canada	16
179			898		1 863	" "	Remises aux autres chemins de fer au Canada	17
			44		1 465	" "	Remises au réseau des Etats-Unis	18
						<b>539. Génératrices et moteurs électriques:</b>		
			8		320	wagon	Nombre de wagons chargés	19
	2	141	153		8 305	tonnes métriques	Chargées sur wagons au Canada	20
106	7	1 347	297		1 024	" "	En provenance d'autres chemins de fer au Canada	21
			255		2 511	" "	En provenance des Etats-Unis:	22
					450	" "	A destination du Canada	23
106	25	1 347	<b>705</b>		<b>12 290</b>	" "	<b>Total du trafic marchandises transportées(1)</b>	24
	25	1 342	147		9 558	" "	Déchargées du wagon au Canada	25
106		5	342		1 729	" "	Remises aux autres chemins de fer au Canada	26
			216		1 003	" "	Remises au réseau des Etats-Unis	27
						<b>540. Machines industrielles d'usage général, n.d.a.:</b>		
			79		2 179	wagon	Nombre de wagons chargés	28
38	1	770	1 171		59 846	tonnes métriques	Chargées sur wagons au Canada	29
479	37	17 428	5 684		9 773	" "	En provenance d'autres chemins de fer au Canada	30
208	413	700	719		8 948	" "	En provenance des Etats-Unis:	31
				106	1 030	" "	A destination du Canada	32
684	450	18 128	<b>7 574</b>	<b>106</b>	<b>79 597</b>	" "	<b>Total du trafic marchandises transportées(1)</b>	33
	413	14 555	2 653		59 282	" "	Déchargées du wagon au Canada	34
684	37	3 573	4 258		12 063	" "	Remises aux autres chemins de fer au Canada	35
			663	106	8 253	" "	Remises au réseau des Etats-Unis	36
						<b>542. Convoyeurs et appareils de levage et de manutention:</b>		
			40		674	wagon	Nombre de wagons chargés	37
2	4		897		19 475	tonnes métriques	Chargées sur wagons au Canada	38
65	83		507		5 632	" "	En provenance d'autres chemins de fer au Canada	39
941			1 232		18 150	" "	En provenance des Etats-Unis:	40
			523	121	3 643	" "	A destination du Canada	41
1 006	83		<b>3 159</b>	<b>121</b>	<b>46 900</b>	" "	<b>Total du trafic marchandises transportées(1)</b>	42
	83		825		34 337	" "	Déchargées du wagon au Canada	43
36			610		4 574	" "	Remises aux autres chemins de fer au Canada	44
970			1 725	121	7 990	" "	Remises au réseau des Etats-Unis	45
						<b>544. Machines et matériel de construction et d'entretien:</b>		
			11		2 307	wagon	Nombre de wagons chargés	46
	39		301		73 788	tonnes métriques	Chargées sur wagons au Canada	47
	442		676		12 789	" "	En provenance d'autres chemins de fer au Canada	48
	340	86				" "	En provenance des Etats-Unis:	49
			1 420		8 892	" "	A destination du Canada	50
					78	" "	A destination des Etats-Unis	51
22	782	86	<b>2 397</b>		<b>95 547</b>	" "	<b>Total du trafic marchandises transportées(1)</b>	51
	640	86	1 508		81 593	" "	Déchargées du wagon au Canada	52
22	142		589		11 534	" "	Remises aux autres chemins de fer au Canada	53
			299		2 421	" "	Remises au réseau des Etats-Unis	54

TABLE 2. Revenue Freight Carried by Railways Within Canada, 1981

No.	Commodity		Class I - Classe I		Class II - Classe II			
			Canadian National Canadien National	Canadian Pacific Canadien Pacifique	Algoma Central	British Columbia Railway	Canada Southern (Consolidated Rail)	Chesapeake and Ohio
<b>End-products, inedible (C.L.):</b>								
<b>546. Special industry machinery, n.e.s.:</b>								
1	Number of railway cars loaded	carloads	573	471	-	8	1	-
2	Loaded onto railway cars in Canada	metric tonnes	21 852	14 587	-	166	18	-
3	Received from other railways in Canada	" "	3 515	2 869	196	-	98	-
	Received from United States rail:							
4	Destined to Canadian points	" "	10 526	25 695	-	-	3 178	724
5	Destined to United States points	" "	92	324	-	-	-	72
6	<b>Total freight traffic carried(1)</b>	" "	<b>35 985</b>	<b>43 475</b>	<b>196</b>	<b>166</b>	<b>3 292</b>	<b>796</b>
7	Unloaded from railway cars in Canada	" "	28 409	34 282	196	166	435	724
8	Delivered to other railways in Canada	" "	1 306	5 163	-	-	2 768	-
9	Delivered to United States rail connections	" "	6 270	4 030	-	-	90	72
<b>548. Agricultural machinery and equipment:</b>								
10	Number of railway cars loaded	carloads	2,183	1,343	-	1	59	-
11	Loaded onto railway cars in Canada	metric tonnes	47 330	17 615	-	18	864	-
12	Received from other railways in Canada	" "	14 623	11 784	-	76	9	-
	Received from United States rail:							
13	Destined to Canadian points	" "	33 531	28 569	-	-	123	176
14	Destined to United States points	" "	423	318	-	-	-	14
15	<b>Total freight traffic carried(1)</b>	" "	<b>95 907</b>	<b>58 286</b>	-	<b>94</b>	<b>996</b>	<b>190</b>
16	Unloaded from railway cars in Canada	" "	68 611	40 803	-	94	74	86
17	Delivered to other railways in Canada	" "	1 589	1 561	-	-	102	90
18	Delivered to United States rail connections	" "	25 706	15 921	-	-	820	14
<b>550. Tractors:</b>								
19	Number of railway cars loaded	carloads	370	377	-	-	9	-
20	Loaded onto railway cars in Canada	metric tonnes	7 734	7 207	-	-	183	-
21	Received from other railways in Canada	" "	930	77	-	-	-	-
	Received from United States rail:							
22	Destined to Canadian points	" "	18 019	24 151	-	-	-	-
23	Destined to United States points	" "	24	-	-	-	-	-
24	<b>Total freight traffic carried(1)</b>	" "	<b>26 707</b>	<b>31 435</b>	-	-	<b>183</b>	-
25	Unloaded from railway cars in Canada	" "	26 482	30 680	-	-	-	-
26	Delivered to other railways in Canada	" "	147	194	-	-	-	-
27	Delivered to United States rail connections	" "	79	561	-	-	183	-
<b>552. Railway rolling stock:</b>								
28	Number of railway cars loaded	carloads	2,057	2,502	3	76	3	30
29	Loaded onto railway cars in Canada	metric tonnes	65 883	29 310	128	1 862	59	336
30	Received from other railways in Canada	" "	2 383	37 332	72	1 608	1 026	114
	Received from United States rail:							
31	Destined to Canadian points	" "	3 956	5 753	-	-	25 808	1 963
32	Destined to United States points	" "	15	199	-	-	-	2 299
33	<b>Total freight traffic carried(1)</b>	" "	<b>72 237</b>	<b>72 594</b>	<b>200</b>	<b>3 470</b>	<b>26 893</b>	<b>4 712</b>
34	Unloaded from railway cars in Canada	" "	66 656	64 008	171	3 388	5 088	1 638
35	Delivered to other railways in Canada	" "	3 300	4 100	29	82	20 733	530
36	Delivered to United States rail connections	" "	2 282	4 485	-	-	1 071	2 544
<b>554. Passenger automobiles and chassis:</b>								
37	Number of railway cars loaded	carloads	17,761	16,704	3	1	-	-
38	Loaded onto railway cars in Canada	metric tonnes	309 690	386 832	14	18	-	-
39	Received from other railways in Canada	" "	121 888	59 615	-	-	-	1 862
	Received from United States rail:							
40	Destined to Canadian points	" "	88 276	30 302	-	-	37	-
41	Destined to United States points	" "	145	-	-	-	-	49 573
42	<b>Total freight traffic carried(1)</b>	" "	<b>519 999</b>	<b>476 749</b>	<b>14</b>	<b>18</b>	<b>37</b>	<b>51 435</b>
43	Unloaded from railway cars in Canada	" "	422 713	316 079	14	18	-	-
44	Delivered to other railways in Canada	" "	26 471	42 600	-	-	37	-
45	Delivered to United States rail connections	" "	70 816	116 069	-	-	-	51 435
<b>556. Motor vehicle engines, accessories parts and assemblies:</b>								
46	Number of railway cars loaded	carloads	14,201	9,156	-	3	509	1,411
47	Loaded onto railway cars in Canada	metric tonnes	388 461	191 526	-	55	8 868	31 888
48	Received from other railways in Canada	" "	2 473	71 018	-	41	10 251	3 220
	Received from United States rail:							
49	Destined to Canadian points	" "	532 788	436 506	-	-	138 326	3 710
50	Destined to United States points	" "	93 175	1 609	-	-	-	125 761
51	<b>Total freight traffic carried(1)</b>	" "	<b>1 018 897</b>	<b>700 659</b>	-	<b>96</b>	<b>157 447</b>	<b>164 579</b>
52	Unloaded from railway cars in Canada	" "	735 171	624 282	-	96	2 024	1 229
53	Delivered to other railways in Canada	" "	41 715	4 188	-	-	136 304	4 972
54	Delivered to United States rail connections	" "	240 011	72 210	-	-	19 119	158 378

See footnote(s) at end of table.

TABLEAU 2. Marchandises payantes transportées par chemin de fer au Canada, 1981

Class II - Classe II				Classes III and IV	Grand total all Railways	Type de marchandise	No
Toronto, Hamilton and Buffalo	Ontario Northland	Quebec North Shore and Labrador	All other Tous autres	Classes III et IV	Total général tous chemins de fer		
						<b>Produits finals, non comestibles (charge complète):</b>	
						<b>546. Machines industrielles spéciales, n.d.a.:</b>	
-	3	-	16	-	1 072	wagon	1
-	25	-	415	-	37 063	tonnes métriques	2
2 892	196	-	1 562	-	11 328	" "	3
-	-	-	5 593	-	45 714	" "	4
-	-	-	-	-	488	" "	5
<b>2 892</b>	<b>221</b>	-	<b>7 570</b>	-	<b>94 593</b>	<b>Total du trafic marchandises transportées(1)</b>	<b>6</b>
2 108	210	-	5 465	-	71 995	" "	7
784	11	-	1 366	-	11 398	" "	8
-	-	-	740	-	11 202	" "	9
						<b>548. Machines et matériel agricoles:</b>	
788	-	-	36	-	4 410	wagon	10
12 512	-	-	546	-	78 885	tonnes métriques	11
103	228	-	929	-	27 752	" "	12
-	-	-	6 598	-	68 997	" "	13
-	-	-	-	-	755	" "	14
<b>12 615</b>	<b>226</b>	-	<b>6 073</b>	-	<b>176 389</b>	<b>Total du trafic marchandises transportées(1)</b>	<b>15</b>
-	228	-	1 051	-	110 947	" "	16
12 614	-	-	6 363	-	22 319	" "	17
-	-	-	659	-	43 120	" "	18
						<b>550. Tracteurs:</b>	
-	4	-	-	-	760	wagon	19
-	16	-	-	-	15 140	tonnes métriques	20
-	89	-	64	-	1 160	" "	21
-	-	-	3 889	-	46 059	" "	22
-	-	-	35	-	59	" "	23
-	<b>105</b>	-	<b>3 988</b>	-	<b>62 418</b>	<b>Total du trafic marchandises transportées(1)</b>	<b>24</b>
-	105	-	2 678	-	59 945	" "	25
-	-	-	1 257	-	1 598	" "	26
-	-	-	53	-	876	" "	27
						<b>552. Matériel ferroviaire roulant:</b>	
17	1	39	83	-	4 811	wagon	28
755	17	1 251	3 199	-	102 800	tonnes métriques	29
5 440	552	237	1 575	-	50 339	" "	30
-	-	-	19 673	-	57 153	" "	31
-	-	-	159	-	2 672	" "	32
<b>6 195</b>	<b>569</b>	<b>1 488</b>	<b>24 606</b>	-	<b>212 964</b>	<b>Total du trafic marchandises transportées(1)</b>	<b>33</b>
4 242	523	1 478	4 072	-	151 264	" "	34
1 953	46	10	18 749	-	49 532	" "	35
-	-	-	1 784	-	12 166	" "	36
						<b>554. Voitures particulières et châssis:</b>	
-	126	-	11 473	-	46 068	wagon	37
-	435	-	160 144	-	857 133	tonnes métriques	38
-	-	1 472	59 194	-	244 031	" "	39
-	-	-	83 899	-	202 514	" "	40
-	-	-	19 570	-	69 288	" "	41
-	<b>435</b>	<b>1 472</b>	<b>322 807</b>	-	<b>1 372 966</b>	<b>Total du trafic marchandises transportées(1)</b>	<b>42</b>
-	435	1 472	88 822	-	831 553	" "	43
-	-	-	156 807	-	225 915	" "	44
-	-	-	77 178	-	315 498	" "	45
						<b>556. Moteurs, accessoires, pièces et assemblages de véhicules automobiles:</b>	
-	-	-	2 591	-	27 871	wagon	46
-	-	-	58 898	-	679 696	tonnes métriques	47
-	14	-	694	-	120 003	" "	48
-	-	-	110 420	-	1 221 752	" "	49
-	-	-	1 319	12	221 876	" "	50
32 292	14	-	171 331	12	2 243 327	<b>Total du trafic marchandises transportées(1)</b>	<b>51</b>
-	14	-	106 048	-	1 468 864	" "	52
32 292	-	-	8 643	-	228 094	" "	53
-	-	-	56 640	12	546 370	" "	54

Voir note(s) à la fin du tableau.



TABLE 2. Revenue Freight Carried by Railways Within Canada, 1981

Commodity	No.		Class I - Classe I		Class II - Classe II			
			Canadian National	Canadian Pacific	Algoma Central	British Columbia Railway	Canada Southern (Consolidated Rail)	Chesapeake and Ohio
			Canadian National	Canadian Pacific				
<b>End-products, inedible (C.L.):</b>								
<b>558. Road motor vehicles, n.e.s.:</b>								
1	Number of railway cars loaded	carloads	23 600	9 191	-	4	19	2
2	Loaded onto railway cars in Canada	metric tonnes	510 769	149 185	-	86	564	45
3	Received from other railways in Canada	" "	14 327	10 782	-	226	74	-
	Received from United States rail:							
4	Destined to Canadian points	" "	33 566	15 657	-	-	27	16
5	Destined to United States points	" "	12 091	-	-	-	-	88
6	<b>Total freight traffic carried(1)</b>	" "	<b>570 753</b>	<b>175 624</b>	-	<b>312</b>	<b>665</b>	<b>149</b>
7	Unloaded from railway cars in Canada	" "	325 248	105 489	-	312	27	-
8	Delivered to other railways in Canada	" "	55 985	23 461	-	-	510	16
9	Delivered to United States rail connections	" "	189 520	46 674	-	-	129	133
<b>560. Ships and boats, aircraft and miscellaneous vehicles, n.e.s. (including parts and accessories):</b>								
10	Number of railway cars loaded	carloads	3 877	66	-	-	-	-
11	Loaded onto railway cars in Canada	metric tonnes	83 573	971	-	-	-	-
12	Received from other railways in Canada	" "	1 977	24	-	-	-	23
	Received from United States rail:							
13	Destined to Canadian points	" "	916	12	-	-	5	-
14	Destined to United States points	" "	54	50	-	-	-	5
15	<b>Total freight traffic carried(1)</b>	" "	<b>86 520</b>	<b>1 057</b>	-	-	<b>5</b>	<b>28</b>
16	Unloaded from railway cars in Canada	" "	66 445	464	-	-	-	-
17	Delivered to other railways in Canada	" "	12 828	105	-	-	5	-
18	Delivered to United States rail connections	" "	7 247	487	-	-	-	27
<b>562. Rubber tires and tubes:</b>								
19	Number of railway cars loaded	carloads	2 651	1 363	-	5	189	-
20	Loaded onto railway cars in Canada	metric tonnes	71 557	24 538	-	68	3 383	-
21	Received from other railways in Canada	" "	831	415	-	345	38	-
	Received from United States rail:							
22	Destined to Canadian points	" "	5 329	1 097	-	-	128	-
23	Destined to United States points	" "	113	507	-	-	-	19
24	<b>Total freight traffic carried(1)</b>	" "	<b>77 830</b>	<b>26 557</b>	-	<b>413</b>	<b>3 549</b>	<b>19</b>
25	Unloaded from railway cars in Canada	" "	75 255	18 791	-	413	-	-
26	Delivered to other railways in Canada	" "	535	6 288	-	-	128	-
27	Delivered to United States rail connections	" "	2 040	1 479	-	-	3 421	19
<b>564. Communication and related equipment:</b>								
28	Number of railway cars loaded	carloads	227	313	-	-	-	-
29	Loaded onto railway cars in Canada	metric tonnes	3 484	4 769	-	-	-	-
30	Received from other railways in Canada	" "	23	-	-	-	-	-
	Received from United States rail:							
31	Destined to Canadian points	" "	178	1 628	-	-	912	-
32	Destined to United States points	" "	-	-	-	-	-	-
33	<b>Total freight traffic carried(1)</b>	" "	<b>3 685</b>	<b>6 397</b>	-	-	<b>912</b>	<b>-</b>
34	Unloaded from railway cars in Canada	" "	3 562	6 388	-	-	912	-
35	Delivered to other railways in Canada	" "	32	9	-	-	-	-
36	Delivered to United States rail connections	" "	91	-	-	-	-	-
<b>566. Heating equipment:</b>								
37	Number of railway cars loaded	carloads	1 028	670	-	40	29	-
38	Loaded onto railway cars in Canada	metric tonnes	27 002	9 017	-	637	487	-
39	Received from other railways in Canada	" "	1 865	3 140	-	64	-	-
	Received from United States rail:							
40	Destined to Canadian points	" "	1 355	255	-	-	184	-
41	Destined to United States points	" "	-	50	-	-	-	11
42	<b>Total freight traffic carried(1)</b>	" "	<b>30 222</b>	<b>12 462</b>	-	<b>701</b>	<b>671</b>	<b>11</b>
43	Unloaded from railway cars in Canada	" "	27 645	9 465	-	700	-	-
44	Delivered to other railways in Canada	" "	2 155	2 822	-	-	671	-
45	Delivered to United States rail connections	" "	424	174	-	-	-	11
<b>568. Air-conditioning and refrigeration equipment:</b>								
46	Number of railway cars loaded	carloads	1 365	3 033	-	-	2	-
47	Loaded onto railway cars in Canada	metric tonnes	37 554	32 213	-	-	36	-
48	Received from other railways in Canada	" "	752	4 904	-	9	5	-
	Received from United States rail:							
49	Destined to Canadian points	" "	1 530	994	-	-	428	-
50	Destined to United States points	" "	1 528	181	-	-	-	23
51	<b>Total freight traffic carried(1)</b>	" "	<b>41 364</b>	<b>38 292</b>	-	<b>9</b>	<b>469</b>	<b>23</b>
52	Unloaded from railway cars in Canada	" "	35 409	29 967	-	9	417	-
53	Delivered to other railways in Canada	" "	3 324	7 415	-	-	11	-
54	Delivered to United States rail connections	" "	2 631	911	-	-	41	23

See footnote(s) at end of table

TABLEAU 2. Marchandises payantes transportées par chemin de fer au Canada, 1981

Class II - Classe II				Classes III and IV	Grand total all Railways	Type de marchandise	No
Toronto, Hamilton and Buffalo	Ontario Northland	Quebec North Shore and Labrador	All other Tous autres				
<b>Produits finis, non comestibles (charge complète):</b>							
<b>558. Véhicules automobiles routiers, n.d.a.:</b>							
						Produce de wagens chargés	1
2	153	350	1 539	-	34 860	wagon	2
85	698	3 352	11 496	-	676 280	tonnes métriques	3
87	-	124	73 007	-	98 627	" "	4
-	-	-	23 853	-	73 119	" "	5
-	-	-	6 479	-	18 658	" "	6
<b>172</b>	<b>698</b>	<b>3 476</b>	<b>114 835</b>	-	<b>866 684</b>	<b>Total du trafic marchandises transportées(1)</b>	7
-	698	3 457	79 331	-	514 562	Déchargées du wagon au Canada	8
172	-	19	16 158	-	96 321	Remises aux autres chemins de fer au Canada	9
-	-	-	19 347	-	255 803	Remises au réseau des Etats-Unis	
<b>560. Navires et bateaux, aéronefs et véhicules divers, n.d.a. (y compris les pièces et accessoires):</b>							
						Produce de wagens chargés	10
-	9	-	4	-	3 956	wagon	11
5	38	-	37	-	84 619	tonnes métriques	12
-	43	-	149	-	2 221	" "	13
-	-	-	30	-	963	" "	14
-	-	-	-	-	109	" "	15
<b>5</b>	<b>81</b>	-	<b>216</b>	-	<b>87 912</b>	<b>Total du trafic marchandises transportées(1)</b>	16
-	76	-	46	-	67 031	Déchargées du wagon au Canada	17
5	5	-	95	-	13 043	Remises aux autres chemins de fer au Canada	18
-	-	-	75	-	7 836	Remises au réseau des Etats-Unis	
<b>562. Pneus et chambres à air en caoutchouc:</b>							
						Produce de wagens chargés	19
-	2	54	428	-	4 692	wagon	20
113	110	887	6 370	-	106 913	tonnes métriques	21
-	-	-	7 441	-	9 201	" "	22
-	-	-	814	-	7 368	" "	23
-	-	-	-	34	673	" "	24
<b>131</b>	<b>110</b>	<b>887</b>	<b>14 625</b>	<b>34</b>	<b>124 155</b>	<b>Total du trafic marchandises transportées(1)</b>	25
-	-	855	1 044	-	96 358	Déchargées du wagon au Canada	26
131	110	32	7 032	-	14 256	Remises aux autres chemins de fer au Canada	27
-	-	-	6 550	34	13 543	Remises au réseau des Etats-Unis	
<b>564. Matériel de communications et matériel connexe:</b>							
						Produce de wagens chargés	28
-	-	-	55	-	595	wagon	29
-	-	-	538	-	8 791	tonnes métriques	30
-	-	-	9	-	32	" "	31
-	-	-	51	-	2 769	" "	32
-	-	-	-	-	-	" "	33
-	-	-	<b>598</b>	-	<b>11 592</b>	<b>Total du trafic marchandises transportées(1)</b>	34
-	-	-	60	-	10 922	Déchargées du wagon au Canada	35
-	-	-	-	-	41	Remises aux autres chemins de fer au Canada	36
-	-	-	538	-	629	Remises au réseau des Etats-Unis	
<b>566. Matériel de chauffage:</b>							
						Produce de wagens chargés	37
-	-	-	20	-	1 787	wagon	38
207	-	-	247	-	37 390	tonnes métriques	39
-	-	-	2 514	-	7 790	" "	40
-	-	-	-	-	1 794	" "	41
-	-	-	-	-	61	" "	42
<b>207</b>	-	-	<b>2 781</b>	-	<b>47 035</b>	<b>Total du trafic marchandises transportées(1)</b>	43
-	-	-	1 157	-	38 967	Déchargées du wagon au Canada	44
207	-	-	1 168	-	7 023	Remises aux autres chemins de fer au Canada	45
-	-	-	435	-	1 044	Remises au réseau des Etats-Unis	
<b>568. Matériel de climatisation et de réfrigération:</b>							
						Produce de wagens chargés	46
-	-	-	30	-	4 430	wagon	47
18	14	-	553	-	70 356	tonnes métriques	48
-	-	-	1 965	-	7 660	" "	49
-	-	-	-	-	-	" "	50
-	-	-	323	-	3 275	" "	51
11	14	-	-	-	1 732	" "	52
-	-	-	<b>2 841</b>	-	<b>83 023</b>	<b>Total du trafic marchandises transportées(1)</b>	53
-	14	-	342	-	66 158	Déchargées du wagon au Canada	54
11	-	-	1 978	-	12 739	Remises aux autres chemins de fer au Canada	
-	-	-	521	-	4 127	Remises au réseau des Etats-Unis	

Voir note(s) à la fin du tableau.

TABLE 2. Revenue Freight Carried by Railways Within Canada, 1981

No.	Commodity		Class I - Classe I		Class II - Classe II			
			Canadian National Canadien National	Canadian Pacific Canadien Pacifique	Algoma Central	British Columbia Railway	Canada Southern (Consolidated Rail)	Chesapeake and Ohio
<b>End-products, inedible (C.L.):</b>								
<b>570. Plumbing equipment and fittings:</b>								
1	Number of railway cars loaded	carloads	620	367	-	2	-	-
2	Loaded onto railway cars in Canada	metric tonnes	10 692	3 912	-	32	-	-
3	Received from other railways in Canada	" "	172	270	-	9	-	-
	Received from United States rail:							
4	Destined to Canadian points	" "	349	417	-	-	-	-
5	Destined to United States points	" "	-	-	-	-	-	-
6	<b>Total freight traffic carried(1)</b>	" "	<b>11 213</b>	<b>4 599</b>	<b>-</b>	<b>41</b>	<b>-</b>	<b>-</b>
7	Unloaded from railway cars in Canada	" "	9 920	4 130	-	41	-	-
8	Delivered to other railways in Canada	" "	1 294	386	-	-	-	-
9	Delivered to United States rail connections	" "	-	84	-	-	-	-
<b>572. Electric lighting, distribution and control equipment, n.e.s.:</b>								
10	Number of railway cars loaded	carloads	309	153	-	8	-	1
11	Loaded onto railway cars in Canada	metric tonnes	22 732	7 201	-	347	-	60
12	Received from other railways in Canada	" "	227	971	181	384	-	169
	Received from United States rail:							
13	Destined to Canadian points	" "	564	244	-	-	68	-
14	Destined to United States points	" "	-	-	-	-	-	30
15	<b>Total freight traffic carried(1)</b>	" "	<b>23 523</b>	<b>8 416</b>	<b>181</b>	<b>731</b>	<b>68</b>	<b>250</b>
16	Unloaded from railway cars in Canada	" "	17 004	6 482	68	730	11	60
17	Delivered to other railways in Canada	" "	5 215	897	113	-	57	60
18	Delivered to United States rail connections	" "	1 304	1 037	-	-	-	139
<b>574. Furniture and fixtures:</b>								
19	Number of railway cars loaded	carloads	3 216	2 825	-	70	1	-
20	Loaded onto railway cars in Canada	metric tonnes	70 683	29 995	-	1 145	20	-
21	Received from other railways in Canada	" "	3 707	3 714	-	71	1 547	-
	Received from United States rail:							
22	Destined to Canadian points	" "	13 184	3 729	-	-	494	65
23	Destined to United States points	" "	3 262	11 678	-	-	-	128
24	<b>Total freight traffic carried(1)</b>	" "	<b>90 836</b>	<b>49 116</b>	<b>-</b>	<b>1 216</b>	<b>2 061</b>	<b>193</b>
25	Unloaded from railway cars in Canada	" "	83 952	30 554	-	1 216	88	-
26	Delivered to other railways in Canada	" "	3 445	8 279	-	-	406	65
27	Delivered to United States rail connections	" "	3 439	10 283	-	-	1 567	128
<b>576. Electric appliances and accessories:</b>								
28	Number of railway cars loaded	carloads	5 204	1 095	-	1	1	-
29	Loaded onto railway cars in Canada	metric tonnes	129 598	14 663	-	14	18	-
30	Received from other railways in Canada	" "	953	960	-	-	-	-
	Received from United States rail:							
31	Destined to Canadian points	" "	2 611	4 969	-	-	1 728	-
32	Destined to United States points	" "	82	-	-	-	-	69
33	<b>Total freight traffic carried(1)</b>	" "	<b>133 244</b>	<b>20 592</b>	<b>-</b>	<b>14</b>	<b>1 746</b>	<b>69</b>
34	Unloaded from railway cars in Canada	" "	117 692	17 663	-	14	1 712	-
35	Delivered to other railways in Canada	" "	15 395	2 801	-	-	16	-
36	Delivered to United States rail connections	" "	156	127	-	-	18	69
<b>577. Other equipment:</b>								
37	Number of railway cars loaded	carloads	568	132	-	3	-	-
38	Loaded onto railway cars in Canada	metric tonnes	12 418	1 983	-	50	-	-
39	Received from other railways in Canada	" "	142	1 311	-	36	54	-
	Received from United States rail:							
40	Destined to Canadian points	" "	1 634	256	-	-	134	-
41	Destined to United States points	" "	-	-	-	-	-	-
42	<b>Total freight traffic carried(1)</b>	" "	<b>14 194</b>	<b>3 550</b>	<b>-</b>	<b>88</b>	<b>188</b>	<b>-</b>
43	Unloaded from railway cars in Canada	" "	11 794	3 029	-	86	54	-
44	Delivered to other railways in Canada	" "	2 321	435	-	-	134	-
45	Delivered to United States rail connections	" "	77	86	-	-	-	-
<b>578. Facial tissues and paper handkerchiefs:</b>								
46	Number of railway cars loaded	carloads	272	162	-	-	-	-
47	Loaded onto railway cars in Canada	metric tonnes	6 894	1 761	-	-	-	-
48	Received from other railways in Canada	" "	-	41	-	-	-	-
	Received from United States rail:							
49	Destined to Canadian points	" "	1 583	129	-	-	16	17
50	Destined to United States points	" "	4 893	298	-	-	-	756
51	<b>Total freight traffic carried(1)</b>	" "	<b>13 370</b>	<b>2 229</b>	<b>-</b>	<b>-</b>	<b>16</b>	<b>773</b>
52	Unloaded from railway cars in Canada	" "	7 091	1 765	-	-	16	17
53	Delivered to other railways in Canada	" "	1 053	144	-	-	-	-
54	Delivered to United States rail connections	" "	5 226	319	-	-	-	756

See footnote(s) at end of table.

TABLEAU 2. Marchandises payantes transportées par chemin de fer au Canada, 1981

Class II - Classe II				Classes III and IV	Grand total all Railways	Type de marchandise	No	
Toronto, Hamilton and Buffalo	Ontario Northland	Quebec North Shore and Labrador	All other Tous autres					Classes III et IV
						<b>Produits finals, non comestibles (charge complète):</b>		
						<b>570. Matériel de plomberie et garnitures:</b>		
			21		1 010	wagon	Nombre de wagons chargés	1
			112		14 748	tonnes métriques	Chargées sur wagons au Canada	2
			1 306		1 757	" "	En provenance d'autres chemins de fer au Canada	3
							En provenance des Etats-Unis:	
			107		873	" "	A destination du Canada	4
						" "	A destination des Etats-Unis	5
			<b>1 525</b>		<b>17 378</b>	" "	<b>Total du trafic marchandises transportées(1)</b>	<b>6</b>
			1 112		15 203	" "	Déchargées du wagon au Canada	7
					1 987	" "	Remises aux autres chemins de fer au Canada	8
			107		191	" "	Remises au réseau des Etats-Unis	9
							<b>572. Matériel électrique d'éclairage de distribution et de commande:</b>	
			40		514	wagon	Nombre de wagons chargés	10
	3		722		31 094	tonnes métriques	Chargées sur wagons au Canada	11
46	1 842		1 937		5 757	" "	En provenance d'autres chemins de fer au Canada	12
							En provenance des Etats-Unis:	
					876	" "	A destination du Canada	13
					30	" "	A destination des Etats-Unis	14
46	1 874		<b>2 659</b>		<b>37 757</b>	" "	<b>Total du trafic marchandises transportées(1)</b>	<b>15</b>
			1 144		25 594	" "	Déchargées du wagon au Canada	16
46	1 779		513		8 680	" "	Remises aux autres chemins de fer au Canada	17
			1 002		3 482	" "	Remises au réseau des Etats-Unis	18
							<b>574. Meubles et accessoires:</b>	
			84		6 238	wagon	Nombre de wagons chargés	19
	2	40	987		103 222	tonnes métriques	Chargées sur wagons au Canada	20
593	18	374	8 495		18 127	" "	En provenance d'autres chemins de fer au Canada	21
							En provenance des Etats-Unis:	
			6 401		23 873	" "	A destination du Canada	22
			34		15 102	" "	A destination des Etats-Unis	23
593	18	374	<b>15 917</b>		<b>160 324</b>	" "	<b>Total du trafic marchandises transportées(1)</b>	<b>24</b>
			4 840		121 042	" "	Déchargées du wagon au Canada	25
593	18	374	7 783		20 571	" "	Remises aux autres chemins de fer au Canada	26
			3 294		18 711	" "	Remises au réseau des Etats-Unis	27
							<b>576. Appareils et accessoires électriques:</b>	
			26		6 328	wagon	Nombre de wagons chargés	28
		11	420		144 724	tonnes métriques	Chargées sur wagons au Canada	29
15			13 151		15 079	" "	En provenance d'autres chemins de fer au Canada	30
							En provenance des Etats-Unis:	
			3 149		12 457	" "	A destination du Canada	31
					151	" "	A destination des Etats-Unis	32
15		11	<b>16 720</b>		<b>172 411</b>	" "	<b>Total du trafic marchandises transportées(1)</b>	<b>33</b>
			5 469		142 561	" "	Déchargées du wagon au Canada	34
15		11	10 849		29 076	" "	Remises aux autres chemins de fer au Canada	35
			402		772	" "	Remises au réseau des Etats-Unis	36
							<b>577. Autre matériel:</b>	
			8		711	wagon	Nombre de wagons chargés	37
			100		14 551	tonnes métriques	Chargées sur wagons au Canada	38
214			1 399		3 156	" "	En provenance d'autres chemins de fer au Canada	39
							En provenance des Etats-Unis:	
			299		2 323	" "	A destination du Canada	40
						" "	A destination des Etats-Unis	41
214			<b>1 798</b>		<b>20 030</b>	" "	<b>Total du trafic marchandises transportées(1)</b>	<b>42</b>
			1 567		16 530	" "	Déchargées du wagon au Canada	43
214			130		3 234	" "	Remises aux autres chemins de fer au Canada	44
			100		263	" "	Remises au réseau des Etats-Unis	45
							<b>578. Papiers-mouchoirs et mouchoirs de papier:</b>	
			20		454	wagon	Nombre de wagons chargés	46
			519		9 174	tonnes métriques	Chargées sur wagons au Canada	47
			707		748	" "	En provenance d'autres chemins de fer au Canada	48
							En provenance des Etats-Unis:	
			44		1 789	" "	A destination du Canada	49
			102		6 049	" "	A destination des Etats-Unis	50
			<b>1 372</b>		<b>17 760</b>	" "	<b>Total du trafic marchandises transportées(1)</b>	<b>51</b>
			663		9 552	" "	Déchargées du wagon au Canada	52
			60		1 257	" "	Remises aux autres chemins de fer au Canada	53
			650		6 951	" "	Remises au réseau des Etats-Unis	54

Voir note(s) à la fin du tableau.

TABLE 2. Revenue Freight Carried by Railways Within Canada, 1981

No	Commodity		Class I - Classe I		Class II - Classe II			
			Canadian National	Canadian Pacific	Algoma Central	British Columbia Railway	Canada Southern (Consolidated Rail)	Chesapeake and Ohio
			Canadien National	Canadien Pacifique				
<b>End-products, inedible (C.L.):</b>								
<b>579. Apparel and accessories, n.e.s.:</b>								
1	Number of railway cars loaded	carloads	79	151	-	-	-	-
2	Loaded onto railway cars in Canada	metric tonnes	2 328	2 250	-	-	-	-
3	Received from other railways in Canada	" "	150	-	-	-	-	-
4	Received from United States rail:							
5	Destined to Canadian points	" "	1 588	726	-	-	16	53
6	Destined to United States points	" "	3 765	-	-	-	-	754
7	<b>Total freight traffic carried(1)</b>	" "	<b>7 831</b>	<b>2 976</b>	-	-	<b>16</b>	<b>807</b>
8	Unloaded from railway cars in Canada	" "	2 281	2 900	-	-	-	-
9	Delivered to other railways in Canada	" "	45	39	-	-	16	53
10	Delivered to United States rail connections	" "	5 504	36	-	-	-	754
<b>580. Toiletries, cleaning preparations and household chemical specialties:</b>								
11	Number of railway cars loaded	carloads	3 158	3 745	-	23	-	-
12	Loaded onto railway cars in Canada	metric tonnes	99 919	120 461	-	1 626	-	-
13	Received from other railways in Canada	" "	838	1 460	-	-	-	296
14	Received from United States rail:							
15	Destined to Canadian points	" "	6 870	12 729	-	-	3 314	286
16	Destined to United States points	" "	10 073	95	-	-	-	145
17	<b>Total freight traffic carried(1)</b>	" "	<b>117 700</b>	<b>134 745</b>	-	<b>1 626</b>	<b>3 314</b>	<b>727</b>
18	Unloaded from railway cars in Canada	" "	103 781	98 660	-	1 626	12	296
19	Delivered to other railways in Canada	" "	3 801	35 979	-	-	3 302	286
20	Delivered to United States rail connections	" "	10 119	106	-	-	-	145
<b>582. Paper napkins, towels and toilet paper:</b>								
21	Number of railway cars loaded	carloads	3 714	1 194	-	42	-	-
22	Loaded onto railway cars in Canada	metric tonnes	103 340	16 633	-	563	-	-
23	Received from other railways in Canada	" "	224	2 282	-	14	1 398	-
24	Received from United States rail:							
25	Destined to Canadian points	" "	2 106	1 498	-	-	-	-
26	Destined to United States points	" "	7 306	7 321	-	-	-	6 529
27	<b>Total freight traffic carried(1)</b>	" "	<b>112 976</b>	<b>27 734</b>	-	<b>577</b>	<b>1 398</b>	<b>6 529</b>
28	Unloaded from railway cars in Canada	" "	97 511	17 774	-	577	-	-
29	Delivered to other railways in Canada	" "	6 102	1 551	-	-	-	-
30	Delivered to United States rail connections	" "	9 363	8 408	-	-	1 398	6 529
<b>584. Tableware, paper:</b>								
31	Number of railway cars loaded	carloads	478	414	-	-	-	-
32	Loaded onto railway cars in Canada	metric tonnes	12 916	5 175	-	-	-	-
33	Received from other railways in Canada	" "	4 180	1 341	-	-	130	-
34	Received from United States rail:							
35	Destined to Canadian points	" "	1 372	489	-	-	-	-
36	Destined to United States points	" "	11 614	3 376	-	-	-	1 549
37	<b>Total freight traffic carried(1)</b>	" "	<b>30 082</b>	<b>10 381</b>	-	-	<b>130</b>	<b>1 549</b>
38	Unloaded from railway cars in Canada	" "	8 269	2 030	-	-	-	-
39	Delivered to other railways in Canada	" "	5 205	4 694	-	-	-	-
40	Delivered to United States rail connections	" "	16 608	3 656	-	-	130	1 549
<b>586. Kitchen utensils, cutlery and tableware, n.e.s. (excluding silverware):</b>								
41	Number of railway cars loaded	carloads	15	51	-	16	-	-
42	Loaded onto railway cars in Canada	metric tonnes	347	522	-	290	-	-
43	Received from other railways in Canada	" "	744	-	-	21	18	-
44	Received from United States rail:							
45	Destined to Canadian points	" "	1 333	54	-	-	-	-
46	Destined to United States points	" "	-	-	-	-	-	793
47	<b>Total freight traffic carried(1)</b>	" "	<b>2 424</b>	<b>576</b>	-	<b>311</b>	<b>18</b>	<b>793</b>
48	Unloaded from railway cars in Canada	" "	2 397	490	-	311	-	-
49	Delivered to other railways in Canada	" "	-	33	-	-	-	-
50	Delivered to United States rail connections	" "	27	53	-	-	18	793
<b>588. Household and personal equipment, n.e.s.:</b>								
51	Number of railway cars loaded	carloads	5 366	719	1	30	591	1
52	Loaded onto railway cars in Canada	metric tonnes	134 617	8 627	15	1 247	6 700	65
53	Received from other railways in Canada	" "	948	18 542	-	33	2 218	-
54	Received from United States rail:							
55	Destined to Canadian points	" "	2 782	3 162	-	-	5	82
56	Destined to United States points	" "	2 425	11 540	-	-	-	2 975
57	<b>Total freight traffic carried(1)</b>	" "	<b>140 772</b>	<b>41 871</b>	<b>15</b>	<b>1 280</b>	<b>8 923</b>	<b>3 122</b>
58	Unloaded from railway cars in Canada	" "	86 227	26 079	15	1 280	-	45
59	Delivered to other railways in Canada	" "	41 551	3 425	-	-	5	36
60	Delivered to United States rail connections	" "	12 995	12 368	-	-	8 918	3 040

See footnote(s) at end of table.



TABLEAU 2. Marchandises payantes transportées par chemin de fer au Canada, 1981

Class II - Classe II				Classes III and IV	Grand total all Railways	Type de marchandise	No	
Toronto, Hamilton and Buffalo	Ontario Northland	Quebec North Shore and Labrador	All other Tous autres	Classes III et IV	Total général tous chemins de fer			
<b>Produits finals, non comestibles (charge complète):</b>								
<b>579. Vêtement et accessoires, n.d.a.:</b>								
-	-	-	8	-	238	wagon	Nombre de wagons chargés	1
-	-	-	71	-	4 649	tonnes métriques	Chargées sur wagons au Canada	2
16	-	-	60	-	226	" "	En provenance d'autres chemins de fer au Canada	3
-	-	-	371	-	2 754	" "	En provenance des Etats-Unis	4
-	-	-	-	-	4 519	" "	A destination du Canada	5
16	-	-	502	-	12 140	" "	A destination des Etats-Unis	6
16	-	-	385	-	5 582	" "	<b>Total du trafic marchandises transportées(1)</b>	7
-	-	-	46	-	199	" "	Déchargées du wagon au Canada	8
-	-	-	71	-	6 365	" "	Remises aux autres chemins de fer au Canada	9
-	-	-	-	-	-	" "	Remises au réseau des Etats-Unis	9
<b>580. Articles de toilette, préparation de nettoyage et spécialités chimiques:</b>								
-	-	9	5	-	6 940	wagon	Nombre de wagons chargés	10
-	-	92	112	-	222 210	tonnes métriques	Chargées sur wagons au Canada	11
3 511	200	-	40 289	-	46 594	" "	En provenance d'autres chemins de fer au Canada	12
-	-	-	1 926	-	25 125	" "	En provenance des Etats-Unis	13
-	-	-	-	-	10 313	" "	A destination du Canada	14
3 511	200	92	42 327	-	304 242	" "	A destination des Etats-Unis	15
3 173	113	85	33 658	-	241 404	" "	<b>Total du trafic marchandises transportées(1)</b>	16
337	87	7	8 625	-	52 424	" "	Déchargées du wagon au Canada	17
-	-	-	44	-	10 414	" "	Remises aux autres chemins de fer au Canada	18
-	-	-	-	-	-	" "	Remises au réseau des Etats-Unis	18
<b>582. Serviettes en papier serviettes et papier de toilette:</b>								
-	-	3	9	-	4 962	wagon	Nombre de wagons chargés	19
-	-	64	131	-	120 731	tonnes métriques	Chargées sur wagons au Canada	20
-	-	-	3 689	-	7 861	" "	En provenance d'autres chemins de fer au Canada	21
-	-	-	703	-	4 307	" "	En provenance des Etats-Unis	22
-	-	-	1 456	-	22 612	" "	A destination du Canada	23
254	-	64	5 979	-	155 511	" "	A destination des Etats-Unis	24
-	-	64	3 344	-	119 270	" "	<b>Total du trafic marchandises transportées(1)</b>	25
-	-	-	2 479	-	10 386	" "	Déchargées du wagon au Canada	26
-	-	-	155	-	25 853	" "	Remises aux autres chemins de fer au Canada	27
-	-	-	-	-	-	" "	Remises au réseau des Etats-Unis	27
<b>584. Articles de table en papier:</b>								
-	-	-	6	-	898	wagon	Nombre de wagons chargés	28
-	-	-	58	-	18 149	tonnes métriques	Chargées sur wagons au Canada	29
113	-	-	3 416	-	9 180	" "	En provenance d'autres chemins de fer au Canada	30
-	-	-	-	-	1 861	" "	En provenance des Etats-Unis	31
-	-	-	202	-	16 741	" "	A destination du Canada	32
113	-	-	3 676	-	45 931	" "	A destination des Etats-Unis	33
-	-	-	1 445	-	11 744	" "	<b>Total du trafic marchandises transportées(1)</b>	34
113	-	-	2 126	-	12 138	" "	Déchargées du wagon au Canada	35
-	-	-	104	-	22 047	" "	Remises aux autres chemins de fer au Canada	36
-	-	-	-	-	-	" "	Remises au réseau des Etats-Unis	36
<b>586. Articles de cuisine, coutellerie et articles de table, n.d.a. (sauf l'argenterie):</b>								
-	-	-	91	-	173	wagon	Nombre de wagons chargés	37
-	-	-	760	-	1 919	tonnes métriques	Chargées sur wagons au Canada	38
-	-	-	-	-	783	" "	En provenance d'autres chemins de fer au Canada	39
-	-	-	73	-	1 460	" "	En provenance des Etats-Unis	40
-	-	-	-	-	793	" "	A destination du Canada	41
-	-	-	833	-	4 955	" "	A destination des Etats-Unis	42
-	-	-	73	-	3 271	" "	<b>Total du trafic marchandises transportées(1)</b>	43
-	-	-	703	-	736	" "	Déchargées du wagon au Canada	44
-	-	-	57	-	948	" "	Remises aux autres chemins de fer au Canada	45
-	-	-	-	-	-	" "	Remises au réseau des Etats-Unis	45
<b>588. Articles ménagers et personnels, n.d.a.:</b>								
-	31	59	601	-	7 399	wagon	Nombre de wagons chargés	46
-	291	414	7 220	-	159 196	tonnes métriques	Chargées sur wagons au Canada	47
-	-	-	15 122	-	37 118	" "	En provenance d'autres chemins de fer au Canada	48
-	-	-	2 642	-	8 673	" "	En provenance des Etats-Unis	49
-	-	-	1 255	-	18 195	" "	A destination du Canada	50
255	291	414	26 239	-	223 182	" "	A destination des Etats-Unis	51
-	273	414	13 886	-	128 219	" "	<b>Total du trafic marchandises transportées(1)</b>	52
-	18	-	11 531	-	56 821	" "	Déchargées du wagon au Canada	53
-	-	-	824	-	38 145	" "	Remises aux autres chemins de fer au Canada	54
-	-	-	-	-	-	" "	Remises au réseau des Etats-Unis	54

Voir note(s) à la fin du tableau.

TABLE 2. Revenue Freight Carried by Railways Within Canada, 1981

No.	Commodity		Class I - Classe I		Class II - Classe II			
			Canadian National Canadien National	Canadian Pacific Canadien Pacifique	Algoma Central	British Columbia Railway	Canada Southern (Consolidated Rail)	Chesapeake and Ohio
<b>End-products, inedible (C.L.):</b>								
<b>590. Medicinal and pharmaceutical products and supplies, including ophthalmic goods and orthopaedic appliances:</b>								
1	Number of railway cars loaded	carloads	3 438	80	-	3	-	1
2	Loaded onto railway cars in Canada	metric tonnes	59 854	1 644	-	119	-	78
3	Received from other railways in Canada	" "	363	276	-	59	163	-
4	Received from United States rail:	" "	-	-	-	-	-	-
5	Destined to Canadian points	" "	568	501	-	-	-	-
6	Destined to United States points	" "	1 624	48	-	-	-	112
7	<b>Total freight traffic carried(1)</b>	" "	<b>62 409</b>	<b>2 469</b>	-	<b>178</b>	<b>163</b>	<b>190</b>
8	Unloaded from railway cars in Canada	" "	43 696	1 289	-	178	-	-
9	Delivered to other railways in Canada	" "	10 000	1 131	-	-	-	78
10	Delivered to United States rail connections	" "	8 713	48	-	-	163	112
<b>592. Printed matter:</b>								
11	Number of railway cars loaded	carloads	108	128	-	-	-	-
12	Loaded onto railway cars in Canada	metric tonnes	3 225	3 110	-	-	-	-
13	Received from other railways in Canada	" "	159	347	-	-	469	-
14	Received from United States rail:	" "	-	-	-	-	-	-
15	Destined to Canadian points	" "	963	1 581	-	-	154	-
16	Destined to United States points	" "	128	21	-	-	-	-
17	<b>Total freight traffic carried(1)</b>	" "	<b>4 475</b>	<b>5 059</b>	-	-	<b>623</b>	<b>154</b>
18	Unloaded from railway cars in Canada	" "	4 311	2 833	-	-	154	-
19	Delivered to other railways in Canada	" "	-	1 698	-	-	-	-
20	Delivered to United States rail connections	" "	164	527	-	-	469	-
<b>594. Stationery supplies, photographic goods, musical instruments and recreational supplies:</b>								
21	Number of railway cars loaded	carloads	163	132	-	-	-	-
22	Loaded onto railway cars in Canada	metric tonnes	4 912	2 038	-	-	-	-
23	Received from other railways in Canada	" "	-	349	-	-	35	-
24	Received from United States rail:	" "	-	-	-	-	-	-
25	Destined to Canadian points	" "	1 012	1 204	-	-	292	-
26	Destined to United States points	" "	14 463	689	-	-	-	2 046
27	<b>Total freight traffic carried(1)</b>	" "	<b>20 387</b>	<b>4 280</b>	-	-	<b>327</b>	<b>2 046</b>
28	Unloaded from railway cars in Canada	" "	4 733	3 416	-	-	147	-
29	Delivered to other railways in Canada	" "	812	5	-	-	145	-
30	Delivered to United States rail connections	" "	14 842	860	-	-	35	2 046
<b>596. Firearms, weapons, and ammunition:</b>								
31	Number of railway cars loaded	carloads	640	116	-	-	-	-
32	Loaded onto railway cars in Canada	metric tonnes	26 007	4 423	-	-	-	-
33	Received from other railways in Canada	" "	257	4 399	-	357	-	-
34	Received from United States rail:	" "	-	-	-	-	-	-
35	Destined to Canadian points	" "	2 742	36	-	-	39	-
36	Destined to United States points	" "	-	1	-	-	-	-
37	<b>Total freight traffic carried(1)</b>	" "	<b>29 006</b>	<b>8 859</b>	-	<b>357</b>	<b>39</b>	<b>-</b>
38	Unloaded from railway cars in Canada	" "	23 663	8 678	-	357	-	-
39	Delivered to other railways in Canada	" "	5 180	61	-	-	39	-
40	Delivered to United States rail connections	" "	163	121	-	-	-	-
<b>598. Prefabricated buildings and structures:</b>								
41	Number of railway cars loaded	carloads	348	315	1	-	-	1
42	Loaded onto railway cars in Canada	metric tonnes	13 448	7 032	14	-	-	16
43	Received from other railways in Canada	" "	2 130	40	18	-	-	-
44	Received from United States rail:	" "	-	-	-	-	-	-
45	Destined to Canadian points	" "	272	11	-	-	-	-
46	Destined to United States points	" "	42	-	-	-	-	42
47	<b>Total freight traffic carried(1)</b>	" "	<b>15 892</b>	<b>7 083</b>	<b>32</b>	-	-	<b>58</b>
48	Unloaded from railway cars in Canada	" "	15 515	3 750	32	-	-	-
49	Delivered to other railways in Canada	" "	336	2 956	-	-	-	16
50	Delivered to United States rail connections	" "	42	377	-	-	-	42
<b>600. Miscellaneous products, n.e.s.:</b>								
51	Number of railway cars loaded	carloads	34	351	-	8	-	-
52	Loaded onto railway cars in Canada	metric tonnes	1 369	3 328	-	167	-	-
53	Received from other railways in Canada	" "	-	55	-	-	-	-
54	Received from United States rail:	" "	-	-	-	-	-	-
55	Destined to Canadian points	" "	154	136	-	-	-	-
56	Destined to United States points	" "	-	-	-	-	-	-
57	<b>Total freight traffic carried(1)</b>	" "	<b>1 523</b>	<b>3 519</b>	-	<b>167</b>	-	-
58	Unloaded from railway cars in Canada	" "	1 412	3 503	-	167	-	-
59	Delivered to other railways in Canada	" "	65	-	-	-	-	-
60	Delivered to United States rail connections	" "	45	16	-	-	-	-

See footnote(s) at end of table.



TABLE 2. Revenue Freight Carried by Railways Within Canada, 1981

No	Commodity		Class I - Classe I		Class II - Classe II			
			Canadian National Canadien National	Canadian Pacific Canadien Pacifique	Algoma Central	British Columbia Railway	Canada Southern (Consolidated Rail)	Chesapeake and Ohio
<b>End-products, inedible (C.L.)</b>								
<b>602. Metal containers:</b>								
1	Number of railway cars loaded	carloads	342	2,097	-	8	1	13
2	Loaded onto railway cars in Canada	metric tonnes	9 235	34 126	-	145	15	177
3	Received from other railways in Canada	" "	500	4 068	-	18	115	-
Received from United States rail:								
4	Destined to Canadian points	" "	2 879	281	-	-	330	236
5	Destined to United States points	" "	96	24	-	-	-	161
6	<b>Total freight traffic carried(1)</b>	" "	<b>12 710</b>	<b>38 499</b>	<b>-</b>	<b>163</b>	<b>460</b>	<b>574</b>
7	Unloaded from railway cars in Canada	" "	11 998	28 452	-	163	26	73
8	Delivered to other railways in Canada	" "	540	9 631	-	-	327	340
9	Delivered to United States rail connections	" "	173	416	-	-	107	161
<b>604. Glass containers:</b>								
10	Number of railway cars loaded	carloads	327	260	-	-	-	-
11	Loaded onto railway cars in Canada	metric tonnes	9 681	5 283	-	-	-	-
12	Received from other railways in Canada	" "	82	671	-	-	-	-
Received from United States rail:								
13	Destined to Canadian points	" "	1 070	312	-	-	444	-
14	Destined to United States points	" "	-	-	-	-	-	83
15	<b>Total freight traffic carried(1)</b>	" "	<b>10 833</b>	<b>6 266</b>	<b>-</b>	<b>-</b>	<b>444</b>	<b>83</b>
16	Unloaded from railway cars in Canada	" "	8 403	6 143	-	-	444	-
17	Delivered to other railways in Canada	" "	-	104	-	-	-	-
18	Delivered to United States rail connections	" "	2 429	16	-	-	-	83
<b>606. Bags, paper:</b>								
19	Number of railway cars loaded	carloads	156	59	-	-	-	-
20	Loaded onto railway cars in Canada	metric tonnes	4 141	1 390	-	-	-	-
21	Received from other railways in Canada	" "	157	699	-	-	-	-
Received from United States rail:								
22	Destined to Canadian points	" "	58	347	-	-	-	-
23	Destined to United States points	" "	47	1 187	-	-	-	92
24	<b>Total freight traffic carried(1)</b>	" "	<b>4 403</b>	<b>3 623</b>	<b>-</b>	<b>-</b>	<b>-</b>	<b>92</b>
25	Unloaded from railway cars in Canada	" "	3 279	1 842	-	-	-	-
26	Delivered to other railways in Canada	" "	995	158	-	-	-	-
27	Delivered to United States rail connections	" "	129	1 624	-	-	-	92
<b>608. Other paper containers:</b>								
28	Number of railway cars loaded	carloads	677	431	-	-	-	-
29	Loaded onto railway cars in Canada	metric tonnes	15 567	5 334	-	-	-	-
30	Received from other railways in Canada	" "	3 508	2 020	-	-	-	-
Received from United States rail:								
31	Destined to Canadian points	" "	2 658	732	-	-	264	147
32	Destined to United States points	" "	15 650	1 429	-	-	-	352
33	<b>Total freight traffic carried(1)</b>	" "	<b>37 383</b>	<b>9 515</b>	<b>-</b>	<b>-</b>	<b>264</b>	<b>499</b>
34	Unloaded from railway cars in Canada	" "	17 957	6 966	-	-	38	147
35	Delivered to other railways in Canada	" "	1 932	971	-	-	226	-
36	Delivered to United States rail connections	" "	17 494	1 579	-	-	-	352
<b>610. Wooden containers:</b>								
37	Number of railway cars loaded	carloads	149	121	-	2	-	3
38	Loaded onto railway cars in Canada	metric tonnes	4 172	1 835	-	36	-	46
39	Received from other railways in Canada	" "	90	37	-	-	14	-
Received from United States rail:								
40	Destined to Canadian points	" "	861	1 764	-	-	1 399	-
41	Destined to United States points	" "	-	700	-	-	-	12
42	<b>Total freight traffic carried(1)</b>	" "	<b>5 123</b>	<b>4 336</b>	<b>-</b>	<b>36</b>	<b>1 413</b>	<b>58</b>
43	Unloaded from railway cars in Canada	" "	4 891	3 543	-	36	1 399	-
44	Delivered to other railways in Canada	" "	69	93	-	-	-	46
45	Delivered to United States rail connections	" "	163	700	-	-	14	12
<b>612. Shipping and distribution containers and closures, n.e.s. (not C.O.F.C.):</b>								
46	Number of railway cars loaded	carloads	4 986	1,304	-	12	2	-
47	Loaded onto railway cars in Canada	metric tonnes	95 774	18 714	-	262	33	-
48	Received from other railways in Canada	" "	2 602	723	9	-	4 372	-
Received from United States rail:								
49	Destined to Canadian points	" "	75 368	1 694	-	-	1 093	101
50	Destined to United States points	" "	10 097	1 987	-	-	-	394
51	<b>Total freight traffic carried(1)</b>	" "	<b>183 841</b>	<b>23 118</b>	<b>9</b>	<b>262</b>	<b>5 498</b>	<b>602</b>
52	Unloaded from railway cars in Canada	" "	143 172	5 026	9	262	321	110
53	Delivered to other railways in Canada	" "	1 966	2 175	-	-	772	-
54	Delivered to United States rail connections	" "	38 703	15 917	-	-	4 404	492

See footnote(s) at end of table.





TABLE 2. Revenue Freight Carried by Railways Within Canada, 1981

Commodity		Class I - Classe I		Class II - Classe II			
		Canadian National	Canadian Pacific	Algoma Central	British Columbia Railway	Canada Southern (Consolidated Rail)	Chesapeake and Ohio
No.		Canadian National	Canadian Pacific				
<b>End-products, inedible (C.L.):</b>							
<b>614. Containers and closures, n.e.s. (not C.O.F.C.):</b>							
1	Number of railway cars loaded	carloads	-	-	-	15	-
2	Loaded onto railway cars in Canada	metric tonnes	-	-	-	322	-
3	Received from other railways in Canada	" "	-	-	-	36	-
4	Received from United States rail	" "	-	-	-	-	-
5	Destined to Canadian points	" "	-	-	-	-	-
6	Destined to United States points	" "	-	-	-	-	-
7	<b>Total freight traffic carried(1)</b>	" "	-	-	-	<b>358</b>	-
8	Unloaded from railway cars in Canada	" "	-	-	-	358	-
9	Delivered to other railways in Canada	" "	-	-	-	-	-
9	Delivered to United States rail connections	" "	-	-	-	-	-
<b>616. Paper end products:</b>							
10	Number of railway cars loaded	carloads	2,710	629	-	-	-
11	Loaded onto railway cars in Canada	metric tonnes	95 962	11 246	-	-	-
12	Received from other railways in Canada	" "	5 155	582	344	-	-
13	Received from United States rail:	" "	-	-	-	-	-
14	Destined to Canadian points	" "	6 459	1 491	-	-	269
15	Destined to United States points	" "	69	112	-	-	-
16	<b>Total freight traffic carried(1)</b>	" "	<b>107 645</b>	<b>13 431</b>	<b>344</b>	-	<b>269</b>
17	Unloaded from railway cars in Canada	" "	82 201	12 565	-	-	-
18	Delivered to other railways in Canada	" "	23 778	686	344	-	269
19	Delivered to United States rail connections	" "	1 666	181	-	-	-
<b>618 Plastic end products:</b>							
19	Number of railway cars loaded	carloads	178	1,314	-	-	-
20	Loaded onto railway cars in Canada	metric tonnes	5 172	15 780	-	-	-
21	Received from other railways in Canada	" "	1 914	826	-	-	215
22	Received from United States rail:	" "	-	-	-	-	-
23	Destined to Canadian points	" "	1 915	149	-	-	35
24	Destined to United States points	" "	45	187	-	-	-
25	<b>Total freight traffic carried(1)</b>	" "	<b>9 046</b>	<b>16 942</b>	-	-	<b>250</b>
26	Unloaded from railway cars in Canada	" "	7 943	11 284	-	-	-
27	Delivered to other railways in Canada	" "	893	3 879	-	-	35
28	Delivered to United States rail connections	" "	210	1 780	-	-	215
<b>620. Remaining end products:</b>							
28	Number of railway cars loaded	carloads	75	296	-	-	7
29	Loaded onto railway cars in Canada	metric tonnes	2 351	4 512	-	-	112
30	Received from other railways in Canada	" "	28	710	-	-	-
31	Received from United States rail:	" "	-	-	-	-	-
32	Destined to Canadian points	" "	1 705	7 954	-	-	2 779
33	Destined to United States points	" "	34	62	-	-	-
34	<b>Total freight traffic carried(1)</b>	" "	<b>4 118</b>	<b>13 238</b>	-	-	<b>2 891</b>
35	Unloaded from railway cars in Canada	" "	2 956	11 679	-	-	888
36	Delivered to other railways in Canada	" "	32	325	-	-	1 891
37	Delivered to United States rail connections	" "	1 131	1 235	-	-	112
<b>995. Total:</b>							
37	Number of railway cars loaded	carloads	109,998	65,429	42	1,111	1,424
38	Loaded onto railway cars in Canada	metric tonnes	2 637 728	1 244 672	670	27 842	21 372
39	Received from other railways in Canada	" "	202 976	258 237	1 236	6 794	22 531
40	Received from United States rail:	" "	-	-	-	-	-
41	Destined to Canadian points	" "	876 820	639 375	-	4 441	183 927
42	Destined to United States points	" "	194 763	45 390	-	-	-
43	<b>Total freight traffic carried(1)</b>	" "	<b>3 912 287</b>	<b>2 187 674</b>	<b>1 906</b>	<b>39 077</b>	<b>227 830</b>
44	Unloaded from railway cars in Canada	" "	2 912 738	1 665 899	1 296	36 247	14 390
45	Delivered to other railways in Canada	" "	290 063	188 724	610	2 776	170 717
46	Delivered to United States rail connections	" "	709 487	333 051	-	54	42 724
<b>Section VI:</b>							
<b>Special types of traffic (C.L.):</b>							
<b>622. Shipping containers returned empty (not C.O.F.C.):</b>							
46	Number of railway cars loaded	carloads	2,249	547	-	-	-
47	Loaded onto railway cars in Canada	metric tonnes	46 900	5 707	-	-	-
48	Received from other railways in Canada	" "	4 398	4 732	40	-	403
49	Received from United States rail:	" "	-	-	-	-	-
50	Destined to Canadian points	" "	23 780	3 716	-	-	2 401
51	Destined to United States points	" "	8 801	1 730	-	-	-
52	<b>Total freight traffic carried(1)</b>	" "	<b>83 879</b>	<b>15 885</b>	<b>40</b>	-	<b>2 804</b>
53	Unloaded from railway cars in Canada	" "	67 151	10 889	22	-	48
54	Delivered to other railways in Canada	" "	1 758	1 693	18	-	2 377
55	Delivered to United States rail connections	" "	14 969	3 303	-	-	379

See footnote(s) at end of table.

TABLEAU 2. Marchandises payantes transportées par chemin de fer au Canada, 1981

Class II - Classe II				Classes III and IV	Grand total all Railways	Type de marchandise	No	
Toronto, Hamilton and Buffalo	Ontario Northland	Quebec North Shore and Labrador	All other Tous autres					Classes III et IV
<b>Produits finals, non comestibles (charge complète):</b>								
<b>614. Conteneurs et conteneurs fermés (autres que rail-route):</b>								
-	-	-	-	-	15	wagon	Nombre de wagons chargés	1
-	-	-	-	-	322	tonnes métriques	Chargées sur wagons au Canada	2
-	-	-	-	-	36	" "	En provenance d'autres chemins de fer au Canada	3
-	-	-	-	-	-	" "	En provenance des Etats-Unis:	4
-	-	-	-	-	-	" "	A destination du Canada	5
-	-	-	-	-	-	" "	A destination des Etats-Unis	6
-	-	-	-	-	358	" "	<b>Total du trafic marchandises transportées(1)</b>	6
-	-	-	-	-	358	" "	Déchargées du wagon au Canada	7
-	-	-	-	-	-	" "	Remises aux autres chemins de fer au Canada	8
-	-	-	-	-	-	" "	Remises au réseau des Etats-Unis	9
<b>616. Produits finals en papier:</b>								
-	-	-	2	-	3,341	wagon	Nombre de wagons chargés	10
-	-	-	34	-	107 242	tonnes métriques	Chargées sur wagons au Canada	11
103	13 665	-	366	-	20 215	" "	En provenance d'autres chemins de fer au Canada	12
-	-	-	-	-	-	" "	En provenance des Etats-Unis:	13
-	-	-	976	-	9 195	" "	A destination du Canada	14
-	-	-	-	-	215	" "	A destination des Etats-Unis	15
103	13 665	-	1 376	-	136 867	" "	<b>Total du trafic marchandises transportées(1)</b>	15
-	263	-	-	-	95 029	" "	Déchargées du wagon au Canada	16
103	13 402	-	1 342	-	39 924	" "	Remises aux autres chemins de fer au Canada	17
-	-	-	34	-	1 915	" "	Remises au réseau des Etats-Unis	18
<b>618. Produits finals en plastique:</b>								
-	-	-	27	-	1,519	wagon	Nombre de wagons chargés	19
-	-	-	717	-	21 669	tonnes métriques	Chargées sur wagons au Canada	20
268	-	-	2 874	-	6 268	" "	En provenance d'autres chemins de fer au Canada	21
-	-	-	-	-	-	" "	En provenance des Etats-Unis:	22
-	-	-	72	-	2 190	" "	A destination du Canada	23
-	-	-	-	-	355	" "	A destination des Etats-Unis	24
268	-	-	3 663	-	30 482	" "	<b>Total du trafic marchandises transportées(1)</b>	24
10	-	-	2 392	-	21 800	" "	Déchargées du wagon au Canada	25
258	-	-	846	-	5 930	" "	Remises aux autres chemins de fer au Canada	26
-	-	-	426	-	2 754	" "	Remises au réseau des Etats-Unis	27
<b>620. Autres produits finals:</b>								
-	-	-	18	-	434	wagon	Nombre de wagons chargés	28
-	-	-	367	-	8 107	tonnes métriques	Chargées sur wagons au Canada	29
44	-	-	683	-	1 465	" "	En provenance d'autres chemins de fer au Canada	30
-	-	-	-	-	-	" "	En provenance des Etats-Unis:	31
-	-	-	5 622	-	18 060	" "	A destination du Canada	32
-	-	-	-	-	96	" "	A destination des Etats-Unis	33
44	-	-	6 672	-	27 728	" "	<b>Total du trafic marchandises transportées(1)</b>	33
-	-	-	6 202	-	21 725	" "	Déchargées du wagon au Canada	34
44	-	-	87	-	3 144	" "	Remises aux autres chemins de fer au Canada	35
-	-	-	384	-	2 862	" "	Remises au réseau des Etats-Unis	36
<b>995. Total:</b>								
850	481	1,502	17,711	-	200,049	wagon	Nombre de wagons chargés	37
14 182	4 427	25 495	262 561	-	4 272 426	tonnes métriques	Chargées sur wagons au Canada	38
50 025	18 458	2 619	281 077	-	850 088	" "	En provenance d'autres chemins de fer au Canada	39
-	-	-	290 560	-	2 003 657	" "	En provenance des Etats-Unis:	40
-	-	-	31 511	290	469 545	" "	A destination du Canada	41
64 207	22 885	28 114	865 709	290	7 595 716	" "	<b>Total du trafic marchandises transportées(1)</b>	42
9 627	4 409	24 461	394 048	-	5 068 243	" "	Déchargées du wagon au Canada	43
54 580	18 476	3 653	291 912	-	1 029 301	" "	Remises aux autres chemins de fer au Canada	44
-	-	-	179 750	290	1 498 175	" "	Remises au réseau des Etats-Unis	45
<b>Section VI:</b>								
<b>Transports spéciaux (charge complète):</b>								
<b>622. Conteneurs vides retournés à l'expéditeur (autres que rail-route):</b>								
1	-	61	57	-	2 927	wagon	Nombre de wagons chargés	46
9	161	505	781	-	54 063	tonnes métriques	Chargées sur wagons au Canada	47
3 319	1 042	-	1 772	-	14 854	" "	En provenance d'autres chemins de fer au Canada	48
-	-	-	-	-	-	" "	En provenance des Etats-Unis:	49
-	-	-	2 165	-	32 185	" "	A destination du Canada	50
-	-	-	489	-	11 728	" "	A destination des Etats-Unis	51
2 328	1 203	505	5 207	-	112 830	" "	<b>Total du trafic marchandises transportées(1)</b>	51
18	452	505	2 603	-	81 939	" "	Déchargées du wagon au Canada	52
2 310	751	-	2 117	-	11 044	" "	Remises aux autres chemins de fer au Canada	53
-	-	-	488	-	19 847	" "	Remises au réseau des Etats-Unis	54

Voir note(s) à la fin du tableau.

TABLE 2. Revenue Freight Carried by Railways Within Canada, 1981

No	Commodity		Class I - Classe I		Class II - Classe II			
			Canadian National Canadien National	Canadian Pacific Canadien Pacifique	Algoma Central	British Columbia Railway	Canada Southern (Consolidated Rail)	Chesapeake and Ohio
<b>Special types of traffic (C.L.):</b>								
<b>624. Mixed carload freight, n.e.s.:</b>								
1	Number of railway cars loaded	carloads	43,106	4,226	-	1,826	400	127
2	Loaded onto railway cars in Canada	metric tonnes	1 084 645	141 347	-	39 045	7 385	7 414
3	Received from other railways in Canada	" "	1 302	657	-	2 703	14	523
	Received from United States rail:							
4	Destined to Canadian points	" "	18 664	26 266	-	212	13 460	33 849
5	Destined to United States points	" "	1 642	1 567	-	-	-	32 086
6	<b>Total freight traffic carried(1)</b>	" "	<b>1 106 253</b>	<b>169 837</b>	-	<b>41 960</b>	<b>20 859</b>	<b>73 872</b>
7	Unloaded from railway cars in Canada	" "	1 103 257	77 875	-	41 927	13 443	33 499
8	Delivered to other railways in Canada	" "	728	2 349	-	34	17	3 201
9	Delivered to United States rail connections	" "	2 268	89 612	-	-	7 399	37 173
<b>626. Freight forwarder and shipper association traffic:</b>								
10	Number of railway cars loaded	carloads	32,349	37,907	-	-	230	-
11	Loaded onto railway cars in Canada	metric tonnes	722 473	538 365	-	-	4 154	-
12	Received from other railways in Canada	" "	146	1 383	-	-	-	-
	Received from United States rail:							
13	Destined to Canadian points	" "	299	2 167	-	-	5 616	-
14	Destined to United States points	" "	-	29	-	-	-	68
15	<b>Total freight traffic carried(1)</b>	" "	<b>722 918</b>	<b>541 944</b>	-	-	<b>9 770</b>	<b>68</b>
16	Unloaded from railway cars in Canada	" "	713 110	498 119	-	-	5 616	-
17	Delivered to other railways in Canada	" "	9 808	43 782	-	-	-	-
18	Delivered to United States rail connections	" "	-	44	-	-	4 154	68
<b>628. Piggyback (T.O.F.C.) motor common carrier trailers (Plans I and V)(2):</b>								
19	Number of railway cars loaded	carloads	25,574	78,528	-	248	-	-
20	Loaded onto railway cars in Canada	metric tonnes	643 050	1 731 259	-	5 064	-	-
21	Received from other railways in Canada	" "	-	116	-	-	-	-
	Received from United States rail:							
22	Destined to Canadian points	" "	-	23 743	-	-	-	-
23	Destined to United States points	" "	-	647	-	-	-	-
24	<b>Total freight traffic carried(1)</b>	" "	<b>643 050</b>	<b>1 755 765</b>	-	<b>5 064</b>	-	-
25	Unloaded from railway cars in Canada	" "	643 050	1 741 001	-	5 064	-	-
26	Delivered to other railways in Canada	" "	-	110	-	-	-	-
27	Delivered to United States rail connections	" "	-	14 655	-	-	-	-
<b>630. Piggyback (C.O.F.C.) motor common carrier containers (Plans I and V)(2):</b>								
28	Number of railway cars loaded	carloads	82,909	71,603	-	-	-	-
29	Loaded onto railway cars in Canada	metric tonnes	2 652 337	2 099 431	-	-	-	-
30	Received from other railways in Canada	" "	968	-	-	-	-	-
	Received from United States rail:							
31	Destined to Canadian points	" "	134 293	171 089	-	-	-	-
32	Destined to United States points	" "	36	-	-	-	-	-
33	<b>Total freight traffic carried(1)</b>	" "	<b>2 787 634</b>	<b>2 270 520</b>	-	-	-	-
34	Unloaded from railway cars in Canada	" "	2 787 076	2 012 195	-	-	-	-
35	Delivered to other railways in Canada	" "	18	11 420	-	-	-	-
36	Delivered to United States rail connections	" "	540	246 906	-	-	-	-
<b>632. Piggyback (T.O.F.C.) other trailers (Plans III, IV and open tariff)(2):</b>								
37	Number of railway cars loaded	carloads	-	-	-	-	-	-
38	Loaded onto railway cars in Canada	metric tonnes	-	-	-	-	-	-
39	Received from other railways in Canada	" "	-	-	-	-	-	-
	Received from United States rail:							
40	Destined to Canadian points	" "	-	-	-	-	-	-
41	Destined to United States points	" "	-	-	-	-	-	18
42	<b>Total freight traffic carried(1)</b>	" "	-	-	-	-	-	<b>18</b>
43	Unloaded from railway cars in Canada	" "	-	-	-	-	-	-
44	Delivered to other railways in Canada	" "	-	-	-	-	-	-
45	Delivered to United States rail connections	" "	-	-	-	-	-	18
<b>634. Piggyback (C.O.F.C.) other containers (Plans III, IV and open tariff)(2):</b>								
46	Number of railway cars loaded	carloads	-	-	-	-	-	-
47	Loaded onto railway cars in Canada	metric tonnes	-	-	-	-	-	-
48	Received from other railways in Canada	" "	-	-	-	-	-	-
	Received from United States rail:							
49	Destined to Canadian points	" "	-	-	-	-	-	-
50	Destined to United States points	" "	-	-	-	-	-	-
51	<b>Total freight traffic carried(1)</b>	" "	-	-	-	-	-	-
52	Unloaded from railway cars in Canada	" "	-	-	-	-	-	-
53	Delivered to other railways in Canada	" "	-	-	-	-	-	-
54	Delivered to United States rail connections	" "	-	-	-	-	-	-

See footnote(s) at end of table.

TABLEAU 2. Marchandises payantes transportées par chemin de fer au Canada, 1981

Class II - Classe II				Classes III and IV	Grand total all Railways	Type de marchandise	No	
Toronto, Hamilton and Buffalo	Ontario Northland	Quebec North Shore and Labrador	All other Tous autres	Classes III et IV	Total général tous chemins de fer			
<b>Transports spéciaux (charge complète):</b>								
<b>624. Chargements mixtes, n.d.a.:</b>								
-	15	786	5 559	-	56 045	wagon	Nombre de wagons chargés	1
-	206	15 914	122 381	-	1 418 337	tonnes métriques	Chargées sur wagons au Canada	2
-	106	-	718	-	6 023	" "	En provenance d'autres chemins de fer au Canada	3
-	-	-	191 071	-	283 522	" "	En provenance des Etats-Unis:	
-	-	-	-	-	49 124	" "	A destination du Canada	4
-	-	-	-	13 829	-	" "	A destination des Etats-Unis	5
-	<b>312</b>	<b>15 914</b>	<b>314 170</b>	<b>13 829</b>	<b>1 757 006</b>	" "	<b>Total du trafic marchandises transportées(1)</b>	<b>6</b>
-	-	-	-	-	1 496 397	" "	Déchargées du wagon au Canada	7
-	206	15 770	210 420	-	9 665	" "	Remises aux autres chemins de fer au Canada	8
-	106	144	3 086	-	250 947	" "	Remises au réseau des Etats-Unis	9
-	-	-	100 666	13 829	-	-	-	-
<b>626. Trafic des maisons d'expédition et des groupements d'expéditeurs:</b>								
-	1	-	329	-	70 816	wagon	Nombre de wagons chargés	10
-	3	-	4 787	-	1 269 782	tonnes métriques	Chargées sur wagons au Canada	11
-	-	-	80 669	-	82 198	" "	En provenance d'autres chemins de fer au Canada	12
-	-	-	77 246	-	85 328	" "	En provenance des Etats-Unis:	
-	-	-	-	-	97	" "	A destination du Canada	13
-	-	-	-	-	-	" "	A destination des Etats-Unis	14
-	<b>3</b>	-	<b>162 702</b>	-	<b>1 437 405</b>	" "	<b>Total du trafic marchandises transportées(1)</b>	<b>15</b>
-	-	-	78 758	-	1 295 603	" "	Déchargées du wagon au Canada	16
-	-	-	80 540	-	134 133	" "	Remises aux autres chemins de fer au Canada	17
-	3	-	3 404	-	7 670	" "	Remises au réseau des Etats-Unis	18
-	-	-	-	-	-	-	-	-
<b>628. Piggyback-remorques (rail-route) des transporteurs publics (plans I et V)(2):</b>								
-	-	1,622	1,044	-	107,016	wagon	Nombre de wagons chargés	19
-	-	14 341	20 306	-	2 414 020	tonnes métriques	Chargées sur wagons au Canada	20
-	-	-	-	-	116	" "	En provenance d'autres chemins de fer au Canada	21
-	-	-	-	-	23 743	" "	En provenance des Etats-Unis:	
-	-	-	-	-	647	" "	A destination du Canada	22
-	-	-	-	-	-	" "	A destination des Etats-Unis	23
-	-	<b>14 341</b>	<b>20 306</b>	-	<b>2 438 526</b>	" "	<b>Total du trafic marchandises transportées(1)</b>	<b>24</b>
-	-	-	-	-	2 423 762	" "	Déchargées du wagon au Canada	25
-	-	14 341	20 306	-	110	" "	Remises aux autres chemins de fer au Canada	26
-	-	-	-	-	14 655	" "	Remises au réseau des Etats-Unis	27
-	-	-	-	-	-	-	-	-
<b>630. Piggyback-conteneurs (rail-route) des transporteurs publics (plans I et V)(2):</b>								
-	-	-	-	-	134 512	wagon	Nombre de wagons chargés	28
-	-	-	-	-	4 751 768	tonnes métriques	Chargées sur wagons au Canada	29
-	-	-	-	-	968	" "	En provenance d'autres chemins de fer au Canada	30
-	-	-	-	-	305 382	" "	En provenance des Etats-Unis:	
-	-	-	-	-	36	" "	A destination du Canada	31
-	-	-	-	-	-	" "	A destination des Etats-Unis	32
-	-	-	-	-	<b>5 058 154</b>	" "	<b>Total du trafic marchandises transportées(1)</b>	<b>33</b>
-	-	-	-	-	4 799 271	" "	Déchargées du wagon au Canada	34
-	-	-	-	-	11 438	" "	Remises aux autres chemins de fer au Canada	35
-	-	-	-	-	247 446	" "	Remises au réseau des Etats-Unis	36
-	-	-	-	-	-	-	-	-
<b>632. Piggyback-autres remorques (rail-route) (plans III, IV et tarif général)(2):</b>								
-	-	-	-	-	-	wagon	Nombre de wagons chargés	37
-	-	-	-	-	-	tonnes métriques	Chargées sur wagons au Canada	38
-	-	-	-	-	-	" "	En provenance d'autres chemins de fer au Canada	39
-	-	-	-	-	-	" "	En provenance des Etats-Unis:	
-	-	-	-	-	-	" "	A destination du Canada	40
-	-	-	-	-	18	" "	A destination des Etats-Unis	41
-	-	-	-	-	<b>18</b>	" "	<b>Total du trafic marchandises transportées(1)</b>	<b>42</b>
-	-	-	-	-	-	" "	Déchargées du wagon au Canada	43
-	-	-	-	-	-	" "	Remises aux autres chemins de fer au Canada	44
-	-	-	-	-	18	" "	Remises au réseau des Etats-Unis	45
-	-	-	-	-	-	-	-	-
<b>634. Piggyback-autres conteneurs (rail-route) (plans III, IV et tarif général)(2):</b>								
-	-	-	-	-	-	wagon	Nombre de wagons chargés	46
-	-	-	-	-	-	tonnes métriques	Chargées sur wagons au Canada	47
-	-	-	-	-	-	" "	En provenance d'autres chemins de fer au Canada	48
-	-	-	-	-	-	" "	En provenance des Etats-Unis:	
-	-	-	-	-	-	" "	A destination du Canada	49
-	-	-	-	-	-	" "	A destination des Etats-Unis	50
-	-	-	-	-	-	" "	<b>Total du trafic marchandises transportées(1)</b>	<b>51</b>
-	-	-	-	-	-	" "	Déchargées du wagon au Canada	52
-	-	-	-	-	-	" "	Remises aux autres chemins de fer au Canada	53
-	-	-	-	-	-	" "	Remises au réseau des Etats-Unis	54

Voir note(s) à la fin du tableau.

TABLE 2. Revenue Freight Carried by Railways Within Canada, 1981

Commodity		Class I - Classe I		Class II - Classe II				
		Canadian National	Canadian Pacific	Algoma Central	British Columbia Railway	Canada Southern (Consolidated Rail)	Chesapeake and Ohio	
No		Canadian National	Canadian Pacific					
<b>Special types of traffic (C.L.):</b>								
<b>996. Total:</b>								
1	Number of railway cars loaded	carloads	166 187	192 811	-	2 074	630	127
2	Loaded onto railway cars in Canada	metric tonnes	5 149 404	4 516 110	-	44 109	11 539	7 414
3	Received from other railways in Canada	" "	6 814	6 887	40	2 703	416	671
	Received from United States rail:							
4	Destined to Canadian points	" "	177 036	226 980	-	212	21 478	33 972
5	Destined to United States points	" "	10 479	3 973	-	-	-	32 880
6	<b>Total freight traffic carried(1)</b>	" "	<b>5 343 733</b>	<b>4 753 950</b>	<b>40</b>	<b>47 024</b>	<b>33 433</b>	<b>74 937</b>
7	Unloaded from railway cars in Canada	" "	5 313 644	4 340 079	22	46 991	19 107	33 750
8	Delivered to other railways in Canada	" "	12 312	59 353	18	34	2 394	3 221
9	Delivered to United States rail connections	" "	17 777	354 519	-	-	11 932	37 967
<b>997. Grand total, carload traffic:</b>								
10	Number of railway cars loaded	carloads	1 508 084	1 205 020	42 543	129 916	9 575	20 327
11	Loaded onto railway cars in Canada	metric tonnes	86 373 810	72 606 390	3 033 233	7 237 375	376 487	1 256 546
12	Received from other railways in Canada	" "	7 571 344	5 312 054	363 483	238 304	1 201 318	239 769
	Received from United States rail:							
13	Destined to Canadian points	" "	4 764 183	4 896 175	-	69 631	678 029	505 439
14	Destined to United States points	" "	1 337 309	1 260 346	-	-	-	944 567
15	<b>Total freight traffic carried(1)</b>	" "	<b>100 046 646</b>	<b>84 074 965</b>	<b>3 396 716</b>	<b>7 545 310</b>	<b>2 255 834</b>	<b>2 946 321</b>
16	Unloaded from railways cars in Canada	" "	81 382 225	67 006 669	2 291 467	5 124 099	403 381	731 101
17	Delivered to other railways in Canada	" "	4 955 960	4 702 006	802 642	2 223 823	627 916	794 403
18	Delivered to United States rail connections	" "	13 708 461	12 366 291	302 607	197 389	1 224 536	1 420 817
<b>Section VII:</b>								
<b>Non-carload freight:</b>								
<b>640. Non-carload shipments (L.C.L. express, etc.):</b>								
19	Number of railway cars loaded	carloads	...	...	...	...	...	...
20	Loaded onto railway cars in Canada	metric tonnes	389 880	66 539	51	5 301	-	-
21	Received from other railways in Canada	" "	-	36	-	-	-	-
	Received from United States rail:							
22	Destined to Canadian points	" "	-	127	-	-	-	-
23	Destined to United States points	" "	-	-	-	-	-	-
24	<b>Total freight traffic carried(1)</b>	" "	<b>389 880</b>	<b>66 702</b>	<b>51</b>	<b>5 301</b>	-	-
25	Unloaded from railway cars in Canada	" "	389 880	66 623	51	5 301	-	-
26	Delivered to other railways in Canada	" "	-	57	-	-	-	-
27	Delivered to United States rail connections	" "	-	23	-	-	-	-
<b>998. Grand total, carload and non-carload traffic:</b>								
28	Number of railway cars loaded	carloads	...	...	...	...	...	...
29	Loaded onto railway cars in Canada	metric tonnes	86 763 690	72 672 930	3 033 284	7 242 676	376 487	1 256 546
30	Received from other railways in Canada	" "	7 571 344	5 312 091	363 483	238 304	1 201 318	239 769
	Received from United States rail:							
31	Destined to Canadian points	" "	4 764 183	4 896 302	-	69 631	678 029	505 439
32	Destined to United States points	" "	1 337 309	1 260 346	-	-	-	944 567
33	<b>Total freight traffic carried(1)</b>	" "	<b>100 436 526</b>	<b>84 141 669</b>	<b>3 396 767</b>	<b>7 550 611</b>	<b>2 255 834</b>	<b>2 946 321</b>
34	Unloaded from railway cars in Canada	" "	81 772 105	67 073 291	2 291 518	5 129 399	403 381	731 101
35	Delivered to other railways in Canada	" "	4 955 960	4 702 063	802 642	2 223 823	627 916	794 403
36	Delivered to United States rail connections	" "	13 708 461	12 366 314	302 607	197 389	1 224 536	1 420 817

(1) Includes all traffic carried by each individual railway. Traffic received from other railways in Canada will thus also be included in the totals for one or more other railways.  
 (2) Excludes railway-owned (Plan II) trailers and containers for which data are included under appropriate commodities according to trailer or container contents.




TABLEAU 2. Marchandises payantes transportées par chemin de fer au Canada, 1981

Class II - Classe II				Classes III and IV Classes III et IV	Grand total all Railways Total général tous chemins de fer	Type de marchandise	No	
Toronto, Hamilton and Buffalo	Ontario Northland	Quebec North Shore and Labrador	All other Tous autres					
<b>Transports spéciaux (charge complète):</b>								
<b>996. Total:</b>								
1	28	2,469	6,989	-	371,316	wagon	Nombre de wagons chargés	1
9	369	30 760	148 254	-	9 907 968	tonnes métriques	Chargées sur wagons au Canada	2
2 319	1 148	-	83 159	-	104 157	" "	En provenance d'autres chemins de fer au Canada	3
-	-	-	270 484	-	730 162	" "	En provenance des Etats-Unis:	
-	-	-	489	13 829	61 650	" "	A destination du Canada	4
-	-	-	-	-	-	" "	A destination des Etats-Unis	5
2 328	1 517	30 760	502 386	13 829	10 803 937	" "	<b>Total du trafic marchandises transportées(1)</b>	6
18	658	30 616	312 085	-	10 096 970	" "	Déchargées du wagon au Canada	7
2 310	860	144	85 744	-	166 390	" "	Remises aux autres chemins de fer au Canada	8
-	-	-	104 557	13 829	540 581	" "	Remises au réseau des Etats-Unis	9
<b>997. Total du trafic, charge complète:</b>								
12,061	47,195	232,431	399,748	-	3,606,900	wagon	Nombre de wagons chargés	10
628 012	3 782 969	22 721 192	31 747 048	-	229 763 062	tonnes métriques	Chargées sur wagons au Canada	11
1 879 943	1 318 289	5 708 536	9 173 719	-	33 006 759	" "	En provenance d'autres chemins de fer au Canada	12
-	-	-	1 752 329	-	12 665 786	" "	En provenance des Etats-Unis:	
-	-	-	176 208	277 767	3 996 197	" "	A destination du Canada	13
-	-	-	-	-	-	" "	A destination des Etats-Unis	14
2 507 955	5 101 258	28 429 728	42 849 304	277 767	279 431 804	" "	<b>Total du trafic marchandises transportées(1)</b>	15
1 105 409	1 287 523	22 705 534	31 686 660	-	213 724 068	" "	Déchargées du wagon au Canada	16
1 402 547	3 813 736	5 724 194	7 940 416	-	32 987 643	" "	Remises aux autres chemins de fer au Canada	17
-	-	-	3 222 227	277 767	32 720 095	" "	Remises au réseau des Etats-Unis	18
<b>Section VII:</b>								
<b>Trafic des chargements de détail:</b>								
<b>640. Livraisons de marchandises de détail (tarifs grande et petite vitesse):</b>								
-	-	28 280	3 017	-	493 068	wagon	Nombre de wagons chargés	19
35	-	40	218	-	322	tonnes métriques	Chargées sur wagons au Canada	20
-	-	-	60	-	187	" "	En provenance d'autres chemins de fer au Canada	21
-	-	-	48	-	48	" "	En provenance des Etats-Unis:	
-	-	-	-	-	-	" "	A destination du Canada	22
28	-	28 320	3 343	-	493 625	" "	A destination des Etats-Unis	23
-	-	-	-	-	-	" "	<b>Total du trafic marchandises transportées(1)</b>	24
-	-	27 553	2 855	-	492 263	" "	Déchargées du wagon au Canada	25
28	-	767	127	-	979	" "	Remises aux autres chemins de fer au Canada	26
-	-	-	362	-	385	" "	Remises au réseau des Etats-Unis	27
<b>998. Total, charges complètes et chargements de détail:</b>								
628 012	3 782 969	22 749 472	31 750 064	-	230 256 130	wagon	Nombre de wagons chargés	28
1 879 972	1 318 289	5 708 576	9 173 937	-	33 007 083	tonnes métriques	Chargées sur wagons au Canada	29
-	-	-	1 752 390	-	12 665 974	" "	En provenance d'autres chemins de fer au Canada	30
-	-	-	176 256	277 767	3 996 245	" "	En provenance des Etats-Unis:	
-	-	-	-	-	-	" "	A destination du Canada	31
2 507 984	5 101 258	28 458 048	42 852 647	277 767	279 925 432	" "	A destination des Etats-Unis	32
1 105 409	1 287 523	22 733 087	31 689 515	-	214 216 329	" "	<b>Total du trafic marchandises transportées(1)</b>	33
1 402 575	3 813 736	5 724 961	7 940 543	-	32 988 622	" "	Déchargées du wagon au Canada	34
-	-	-	3 222 589	277 767	32 720 480	" "	Remises aux autres chemins de fer au Canada	35
-	-	-	-	-	-	" "	Remises au réseau des Etats-Unis	36

(1) Comprend l'ensemble du trafic marchandises effectuée par chaque société ferroviaire individuelle. Les marchandises provenant d'autres sociétés ferroviaires du Canada seront ainsi également incluses dans les totaux pour une société ferroviaire ou plus.

(2) Non compris les remorques et conteneurs qui sont la propriété des compagnies ferroviaires (plan II) et dont le fret a été classé par type de marchandise suivant le contenu de la remorque ou conteneur.



## AVAILABLE PUBLICATIONS

Publications produced by the Transportation and Communications Division dealing with Railway Transport Statistics.

### Catalogue

#### Periodical

- 52-001 Railway Carloadings (Monthly), Bil.  
Cars and tons of revenue freight loaded in Eastern and Western Canada, by 70 commodities.
- 52-003 Railway Operating Statistics (Monthly), Bil.  
Financial, traffic and operating statistics of railways in Canada.
- 52-004 Railway Transport Service Bulletin (Occasional), Bil.  
Summary releases in advance of regular publications and results of special studies.

#### Annual

- 52-205 Railway Freight Traffic, Bil.  
Revenue freight carried in Canada, by province and region with details for more than 300 commodities.
- 52-207 Railway Transport: Part I, Bil.  
Comparative summary statistics — latest five years. Includes accident statistics.
- 52-208 Railway Transport: Part II, Bil.  
Financial Statistics.
- 52-209 Railway Transport: Part III, Bil.  
Equipment, track and fuel statistics.
- 52-210 Railway Transport: Part IV, Bil.  
Operating and traffic statistics.
- 52-211 Railway Transport: Part V, Bil.  
Freight carried by principal commodity classes.
- 52-212 Railway Transport: Part VI, Bil.  
Employment statistics.
- 52-213 Canadian National Railways and Canadian Pacific Limited, Bil.

## CHOIX DE PUBLICATIONS

Publications produites par la Division de transports et des communications sur la statistique du transport ferroviaire.

### Catalogue

#### Périodiques

- 52-001 Chargements ferroviaires (mensuel), Bil.  
Nombre de wagons chargés et volume du fret payant chargé dans l'est et l'ouest du Canada, pour 70 produits.
- 52-003 Statistique de l'exploitation ferroviaire (mensuel), Bil.  
Statistiques des finances, du trafic et de l'exploitation des transporteurs ferroviaires du Canada.
- 52-004 Bulletin de service sur le transport par rail (hors série), Bil.  
Communiqués paraissant avant la publication des bulletins réguliers et résultats d'études spéciales.

#### Annuelles

- 52-205 Trafic-marchandises ferroviaire. Bil.  
Fret payant transporté par province et région, avec détails pour plus de 300 produits.
- 52-207 Transport ferroviaire: Partie I, Bil.  
Résumé comparatif des statistiques — cinq dernières années. Statistiques des accidents.
- 52-208 Transport ferroviaire: Partie II, Bil.  
Statistiques de la situation financière.
- 52-209 Transport ferroviaire: Partie III, Bil.  
Statistiques du matériel, des voies et du carburant.
- 52-210 Transport ferroviaire: Partie IV, Bil.  
Statistiques de l'exploitation et du trafic.
- 52-211 Transport ferroviaire: Partie V, Bil.  
Marchandises transportées, par grands groupes de produits.
- 52-212 Transport ferroviaire: Partie VI, Bil.  
Statistiques de l'emploi.
- 52-213 Les chemins de fer Nationaux du Canada et Canadien Pacifique Limitée, Bil.

Financial and operating statistics of the entire systems — latest five years.

Statistiques de la situation financière et de l'exploitation de l'ensemble des systèmes — cinq dernières années.

52-214 Railway Transport, (Annual), Bil.

52-214 Transport ferroviaire, (annuel), Bil.

Railway commodity origin and destination statistics.


Statistique sur l'origine et la destination des marchandises transportées par chemin de fer.

Bil. — Bilingual

Bil. — Bilingue

In addition to the selected publications listed above, Statistics Canada publishes a wide range of statistical reports on Canadian economic and social affairs. A comprehensive catalogue of all current publications is available free on request from Statistics Canada, Ottawa (Canada), K1A 0T6.

Outre les publications énumérées ci-dessus, Statistique Canada publie une grande variété de bulletins statistiques sur la situation économique et social du Canada. On peut se procurer gratuitement un catalogue complet des publications courantes en s'adressant à Statistique Canada, Ottawa (Canada), K1A 0T6.









STATISTICS CANADA LIBRARY  
BIBLIOTHÈQUE STATISTIQUE CANADA



1010702787