


C.3

Railway transport in Canada

Transport ferroviaire du Canada




Commodity statistics

Statistiques sur les marchandises

1982

1982



Data in Many Forms . . .

Statistics Canada disseminates data in a variety of forms. In addition to publications, both standard and special tabulations are offered on computer print-outs, microfiche and microfilm, and magnetic tapes. Maps and other geographic reference materials are available for some types of data. Direct access to aggregated information is possible through CANSIM, Statistics Canada's machine-readable data base and retrieval system.

How to Obtain More Information

Inquiries about this publication and related statistics or services should be directed to:

Surface and Marine Transport Section,
Transportation and Communications Division.

Statistics Canada, Ottawa, K1A 0T6 (Telephone: 996-9271) or to the Statistics Canada reference centre in:

St. John's	(772-4073)	Sturgeon Falls	(753-4888)
Halifax	(426-5331)	Winnipeg	(949-4020)
Montréal	(283-5725)	Regina	(359-5405)
Ottawa	(992-4734)	Edmonton	(420-3027)
Toronto	(966-6586)	Vancouver	(666-3691)

Toll-free access is provided in all provinces and territories, **for users who reside outside the local dialing area** of any of the regional reference centres.

Newfoundland and Labrador	Zenith 0-7037
Nova Scotia, New Brunswick and Prince Edward Island	1-800-565-7192
Quebec	1-800-361-2831
Ontario	1-800-268-1151
Manitoba	1-800-282-8006
Saskatchewan	1(112)800-667-3524
Alberta	1-800-222-6400
British Columbia (South and Central)	112-800-663-1551
Yukon and Northern B.C. (area served by NorthwesTel Inc.)	Zenith 0-8913
Northwest Territories (area served by NorthwesTel Inc.)	Zenith 2-2015

How to Order Publications

This and other Statistics Canada publications may be purchased from local authorized agents and other community bookstores, through the local Statistics Canada offices, or by mail order to Publication Sales and Services, Statistics Canada, K1A 0T6.

Des données sous plusieurs formes . . .

Statistique Canada diffuse les données sous formes diverses. Outre les publications, des totalisations habituelles et spéciales sont offertes sur imprimés d'ordinateur, sur microfiches et microfilms et sur bandes magnétiques. Des cartes et d'autres documents de référence géographique sont disponibles pour certaines sortes de données. L'accès direct à des données agrégées est possible par le truchement de CANSIM, la base de données ordiolingue et le système d'extraction de Statistique Canada.

Comment obtenir d'autres renseignements

Toutes demandes de renseignements au sujet de cette publication ou de statistiques et services connexes doivent être adressées à:

Section des transports de surface et maritimes,
Division des transports et des communications.

Statistique Canada, Ottawa, K1A 0T6 (téléphone: 996-9271) ou au centre de consultation de Statistique Canada à:

St. John's	(772-4073)	Sturgeon Falls	(753-4888)
Halifax	(426-5331)	Winnipeg	(949-4020)
Montréal	(283-5725)	Regina	(359-5405)
Ottawa	(992-4734)	Edmonton	(420-3027)
Toronto	(966-6586)	Vancouver	(666-3691)

Un service d'appel interurbain sans frais est offert, dans toutes les provinces et dans les territoires, aux **utilisateurs qui habitent à l'extérieur des zones de communication locale** des centres régionaux de consultation.

Terre-Neuve et Labrador	Zénith 0-7037
Nouvelle-Écosse, Nouveau-Brunswick et Île-du-Prince-Édouard	1-800-565-7192
Québec	1-800-361-2831
Ontario	1-800-268-1151
Manitoba	1-800-282-8006
Saskatchewan	1(112)800-667-3524
Alberta	1-800-222-6400
Colombie-Britannique (sud et centrale)	112-800-663-1551
Yukon et nord de la C.-B. (territoire desservi par la NorthwesTel Inc.)	Zénith 0-8913
Territoires du Nord-Ouest (territoire desservi par la NorthwesTel Inc.)	Zénith 2-2015

Comment commander les publications

On peut se procurer cette publication et les autres publications de Statistique Canada auprès des agents autorisés et des autres librairies locales, par l'entremise des bureaux locaux de Statistique Canada, ou en écrivant à la Section des ventes et de la distribution des publications, Statistique Canada, Ottawa, K1A 0T6.

Statistics Canada

Transportation and Communications Division
Surface and Marine Transport
Section

Railway transport in Canada

Commodity statistics

1982

Formerly called: Railway
transport, Part V

Published under the authority of
the Minister of Supply and
Services Canada

Statistics Canada should be credited when
reproducing or quoting any part of this document

© Minister of Supply
and Services Canada 1984

April 1984
5-3509-523

Price: Canada, \$8.85
Other Countries, \$10.60

Catalogue 52-211

ISSN 0823-3969

Ottawa

Statistique Canada

Division des transports et des communications
Section des transports de surface
et maritimes

Transport ferroviaire du Canada

Statistiques sur les marchandises

1982

Autrefois appelée: Transport
ferroviaire, partie V

Publication autorisée par
le ministre des Approvisionnements et
Services Canada

Reproduction ou citation autorisée sous réserve
d'indication de la source: Statistique Canada

© Ministre des Approvisionnements
et Services Canada 1984

Avril 1984
5-3509-523

Prix: Canada, \$8.85
Autres pays, \$10.60

Catalogue 52-211

ISSN 0823-3969

Ottawa

Symbols

The following standard symbols are used in Statistics Canada publications:

- . . figures not available.
- . . . figures not appropriate or not applicable.
 - nil or zero.
 - - amount too small to be expressed.
- P preliminary figures.
- † revised figures.
- X confidential to meet secrecy requirements of the Statistics Act.

NOTE

An Explanation of abbreviations used through-out this report follows:

- N.E.S. – not elsewhere specified.
- C.L. – carload.
- L.C.L. – less than carload.
- T.O.F.C. – trailer on flat car.
- C.O.F.C. – container on flat car.

Signes conventionnels

Les signes conventionnels suivants sont employés uniformément dans les publications de Statistique Canada:

- . . nombres indisponibles.
- . . . n'ayant pas lieu de figurer.
 - néant ou zéro.
 - - nombres infimes.
- P nombres provisoires.
- † nombres rectifiés.
- X confidentiel en vertu des dispositions de la Loi sur la statistique relatives au secret.

NOTA

L'explication des abréviations employées dans le présent bulletin:

- n.d.a. – non dénommé ailleurs.

}

Ces abréviations ne sont pas utilisées en français.

Table of contents

	Page
Introduction	v
General	v
Coverage and Methodology	vi
Quality and Data Limitations	vii
Concepts and Definitions	vii
Statistical Highlights	ix

Table

1. Revenue Freight Carried by Railways Within Canada - Summary, 1982	2
2. Revenue Freight Carried by Railways Within Canada, 1982	12
Available Publications	123

Table des matières

	Page
Introduction	v
Généralités	v
Champ de l'enquête et méthodologie	vi
Qualité et limites des données	vii
Concepts et définitions	vii
Points saillants	ix

Tableau

1. Marchandises payantes transportées par chemins de fer au Canada - Sommaire, 1982	2
2. Marchandises payantes transportées par chemins de fer au Canada, 1982	12
Choix de Publications	123

This publication was prepared under the direction of:

- **B.J. Slater**, Director
Transportation and
Communications Division
- **B.G. Nemes**, Assistant
Director
- **S.L. Mozes**, Chief
Surface & Marine
Transport Section
- **Y. Deslauriers**, Head,
Surface Transport Unit

Cette publication a été rédigée sous la direction de:

- **B.J. Slater**, directeur
Division des transports
et des communications
- **B.G. Nemes**, directeur adjoint
- **S.L. Mozes**, chef, Section
des transports de surface
et maritimes
- **Y. Deslauriers**, chef,
Sous-section du transport
de surface

Introduction

General

Canadian railway history began with the opening for traffic of a 26 kilometre line between St. Jean and Laprairie, Quebec on July 21, 1836. This was only six years after the opening of the first railway in the world, the Liverpool and Manchester in England.

There were three great periods of railway construction in Canada, the 1850's when the Grand Trunk and the Great Western Railways were built; the 1870's and 1880's, when the Intercolonial and the Canadian Pacific Railways were built; and the 1900 to 1917 period which saw construction of the Grand Trunk Pacific, the National Transcontinental and the Canadian Northern.

In 1867, the colonies that came together in Canada's Confederation had some 4 023 kilometres of railway line.

The Canadian Pacific Railway, a joint stock company, was the first transcontinental system, having been completed in 1855. The Canadian National Railways, a name applied in 1918 to all government-owned and controlled lines, had its origin in Canada's first railway. The system embraces in addition to that pioneer line, numerous other railways and is the corporate successor to the Grand Trunk, the Intercolonial, the Canadian Northern, the National Transcontinental and the Grand Trunk Pacific Railways. It is the only railway now serving all ten provinces and the Northwest Territories.

Today, the Canadian National and Canadian Pacific Limited are engaged in country-wide transportation services and are the two main rail systems in Canada. Both operate a number of subsidiary services including hotels, telecommunications, express, highway transportation, steamships and airlines.

Statistics on railways have been collected and published in Canada since 1875; first by the Department of Railways and Canals until 1918 and by Statistics Canada since its inception in that year. Over this period of time the data have been published in varying degrees of detail. Until 1950 all annual data were contained in one volume. In 1951 there were three separate parts and from 1952 through 1957 there were five. Since 1958 six parts have been published in this series. Effective with

Introduction

Généralités

L'histoire des chemins de fer canadiens remonte au 21 juillet 1836 avec l'ouverture d'une ligne de 26 kilomètres entre St. Jean et Laprairie, au Québec. Cet événement survenait six ans seulement après la mise en service du premier chemin de fer du monde, le *Liverpool and Manchester* d'Angleterre.

On a assisté à trois grandes périodes de construction de chemins de fer au Canada: les années 1850 marquèrent l'avènement du Grand-Tronc et de la *Great Western Railways*; puis dans les années 1870 et 1880, ce fut le chemin de fer Intercolonial et le Canadien Pacifique; enfin dans la période de 1900 à 1917, on construisit le Grand-Tronc-Pacifique, le National Transcontinental et le Canadien-Nord.

En 1867, les colonies qui formèrent la Confédération canadienne disposaient de quelque 4 023 kilomètres de voies ferrées.

Le Canadien Pacifique, une société par actions, a été le premier réseau transcontinental, ayant été achevé en 1855. Les Chemins de fer Nationaux du Canada (Canadien National), nom donné en 1918 à toutes les lignes possédées et contrôlées par l'État, tirent leurs origines du premier chemin de fer canadien. Outre cette première ligne le réseau comprend de nombreux autres chemins de fer et constitue le successeur du Grand-Tronc, de l'Intercolonial, du Canadien-Nord, du National Transcontinental et du Grand-Tronc-Pacifique. C'est le seul chemin de fer à desservir actuellement les dix provinces et les Territoires du Nord-Ouest.

Aujourd'hui, le Canadien National et le Canadien Pacifique exploitent un service de transport à l'échelle du pays et forment les deux principaux systèmes ferroviaires au Canada. Ils offrent également un certain nombre de services complémentaires dans les domaines de l'hôtellerie, des télécommunications, des messageries et du transport routier, maritime et aérien.

Les statistiques sur les chemins de fer ont été recueillies et publiées au Canada depuis 1875, tout d'abord par le ministère des Chemins de fer et Canaux jusqu'en 1918, puis par le Bureau fédéral de la statistique (maintenant Statistique Canada) depuis sa création en 1918. Pendant cette période, les données ont paru d'une manière plus ou moins détaillée. Jusqu'en 1950, les statistiques annuelles faisant l'objet d'un seul volume. En 1951, on comptait trois publications et de 1952 à 1957, il y en avait cinq. Depuis 1958, la série comprend six publications. À partir de

this Edition the data are presented in four separate publications.

A complete list of all titles published in this field is located at the end of this annual report.

Annual statistics of railways in Canada are compiled by the Transportation and Communications Division of Statistics Canada from returns made in accordance with the provisions of the Railway Act and the Statistics Act. The returns are certified as being correct by the comptrollers or other senior officers of the companies.

Published railway transport information is intended to serve a wide variety of purposes chief among which are:

to aid in the planning and formulation of national and regional transportation policy;

to furnish details useful in the administration and regulation of railway carriers;

to provide a basis for description and analysis of this sector of the economy;

to provide inputs into national statistical aggregates, such as the Gross National Product for use in the formation of Canada's economic policy.

Coverage and Methodology

Presented in this publication are revenue freight traffic statistics as reported by the 21 common carrier railways operating in Canada which handle such traffic. Statistical information concerning the White Pass and Yukon Route railway was not obtainable in time for this publication.

Effective 1981 Northern Alberta data was incorporated with Canadian National data but not in previous years where it was under the class II category.

Commodity detail is shown for 320 classes of freight which have been derived from the Standard Commodity Classification (SCC) of Statistics Canada. The SCC is the basis for the commodity series published on water and road transport, imports, exports, manufacturing materials used and shipments.

Data relative to nine larger railways normally having gross operating revenues of \$10 million or more annually are shown individually. Statistics for the remaining railways are grouped under "all other" Class II within the respective accounting classes as defined in the latest version of the Canadian Transport Commission's Uniform Classification of Accounts.

Railway companies within the legislative authority of the Parliament of Canada are classified as follows:

la présente édition les données sont présentées à l'intérieur de quatre publications.

La liste complète figure à la fin de cette publication annuelle.

Les statistiques annuelles du transport ferroviaire au Canada sont rassemblées par la Division des transports et des communications de Statistique Canada d'après les déclarations produites conformément aux dispositions de la Loi sur les chemins de fer et de la Loi sur la statistique. La justesse des déclarations est certifiée par les contrôleurs ou autres cadres des sociétés.

La publication de renseignements sur le transport ferroviaire entend servir diverses fins, notamment:

favoriser la planification et la formulation d'une politique des transports à l'échelle nationale et régionale;

fournir des renseignements détaillés utiles à l'administration et à la réglementation des chemins de fer;

offrir une base pour la description et l'analyse de ce secteur de l'économie;

fournir un apport aux agrégats statistiques au niveau national, comme le produit national brut, pour aider à formuler la politique économique du Canada.

Champ de l'enquête et méthodologie

Cette publication présente les statistiques sur le trafic des marchandises payantes communiquées par les 21 transporteurs ferroviaires publics en activité au Canada qui manutentionnent un tel trafic. Les données de la White Pass and Yukon Route n'étaient pas disponibles lors de l'impression de cette publication.

À partir de 1981, les données de la Northern Alberta, une compagnie de classe II, sont comprises dans celles du Canadian National mais elles ne l'étaient pas les années antérieures.

Des statistiques détaillées y figurent pour 320 classes de marchandises tirées de la Classification type des produits (CTP) publiée par Statistique Canada. La CTP constitue la base de la série sur les marchandises concernant le transport par eau et le transport routier, les importations, les exportations, les matières utilisées dans la fabrication et les livraisons.

Les données relatives aux neuf principales sociétés de transport ferroviaire qui ont normalement des recettes d'exploitation brutes de \$10 millions ou plus par année sont présentées séparément. Les statistiques se rapportant aux autres sociétés ferroviaires sont groupées sous la rubrique "Tous autres" classe II conformément aux classes comptables respectives telles que définies dans la plus récente version de la Classification uniforme des comptes de la Commission canadienne des transports.

Les compagnies de chemin de fer relevant de l'autorité législative du Parlement canadien sont classées comme suit:

Class I - Canadian National Railways, Canadian Pacific Limited and VIA Rail Canada Inc., and their related operations which are defined herein as "Canadian Rail".

Class II - Other carriers involved in Canadian rail transportation operations.

Class III - Other companies which report under the **Railway Act**, such as terminal, bridge and tunnel companies.

Freight interchanged between railways operating in Canada is shown in this report. These movements are included in the totals for individual companies but are excluded in the grand totals for all railways to avoid duplication.

Quality and Data Limitations

The total volume of freight carried as shown herein does not take into account traffic handled in intermediate switching services. The latter, involving less than 1% of all tonnage, is included in the (metric tonnes carried) figure which appears in Table 16 (Catalogue 52-215). Consequently, the two totals differ to that extent.

With respect to piggyback freight, the figures reported include only that traffic wherein a shipper submitted a trailer or container as such, for shipment by rail. Not included under this heading are goods submitted by the shipper as loose merchandise which the railways chose to move in a railway-owned container or trailer on a flat car as opposed to, say a box car. The latter freight is included with various other commodity groups according to the nature of the merchandise involved.

Data appearing in this publication have been edited and compiled using a computer system from hand-produced and computer-generated returns submitted by the carriers. These statistics are not normally subject to change.

In undertaking long-term analysis of rail freight commodity data using this series (Catalogue 52-211) it should be noted that changes in the classification structure and in reporting practices occurred in 1970. In that year the present 320-item commodity system was introduced and certain railways switched from a "received" to a "forwarded" basis of reporting these data. A more detailed explanation of the effects of these changes on the statistics appeared in the 1970 issue of this publication.

Concepts and Definitions

Railways serving both Canadian and United States points treat the American portion of their lines as a United

Catégorie I - Le Canadien National, le Canadien Pacifique, VIA Rail Canada Inc. et leurs opérations qui sont définies ici comme les opérations des "chemins de fer canadiens".

Catégorie II - Les autres transporteurs participant aux opérations de transport des chemins de fer canadiens.

Catégorie III - Les autres compagnies qui relèvent directement de la **Loi sur les chemins de fer** comme celles qui exploitent des gares, des ponts et des tunnels.

Cette publication tient compte des marchandises acheminées par plus d'une société ferroviaire au Canada. Ces mouvements sont compris dans les totaux de chaque société ferroviaire, mais ne figurent pas dans le total général pour toutes les sociétés ferroviaires afin d'éviter tout double compte.

Qualité et limites des données

Le volume total de marchandises transportées, indiqué ici ne tient pas compte du trafic faisant l'objet de raccordements assurés par des services intermédiaires. Ces services, transportant moins de 1% du tonnage, sont inclus dans le chiffre des (tonnes métriques transportées) qui figure dans le tableau 16 (n° 52-215 au catalogue). En conséquence, ces deux chiffres diffèrent jusqu'à un certain point.

En ce qui concerne le trafic rail-route, les chiffres de la présente publication ne portent que sur le trafic pour lequel un expéditeur fait demande de livraison par voie ferrée d'une remorque ou d'un conteneur comme tel. Ne sont pas comprises sous cette rubrique les marchandises qui sont envoyées en vrac par l'expéditeur et que la société ferroviaire choisit de transporter dans un conteneur ou une remorque qui lui appartient, sur un wagon plat plutôt que dans un wagon couvert, par exemple. Ce genre de trafic est compris dans divers autres groupes de produits selon la nature de la marchandise transportée.

Les données de la présente publication ont été vérifiées et calculées à partir de déclarations remplies à la main et par ordinateur par les transporteurs. Ces statistiques ne font pas normalement l'objet de variations.

Si le lecteur désire effectuer une analyse à long terme des données sur les marchandises par chemin de fer à l'aide de cette série (n° 52-211 au catalogue), il voudra bien prendre note qu'on a modifié la structure de la classification et les méthodes de déclaration en 1970. C'est cette année-là que le système de 320 classes de marchandises a été établi et que certaines entreprises ferroviaires ont commencé à déclarer des données sur les marchandises "livrées" plutôt que sur les marchandises "reçues". Une explication plus détaillée des effets de ces modifications sur les statistiques figure dans l'édition de 1970 de la présente publication.

Concepts et définitions

Aux fins des tableaux, les sociétés ferroviaire qui desservent des localités au Canada et aux États-Unis considèrent la partie

States rail connection for the purpose of these tabulations. Thus freight crossing the International Boundary, whether from or to a non-reporting United States railroad at that point, or carried by one of the respondents reporting in this series, appears as a receipt from or a delivery to a United States rail connection. Certain extensions of Canadian National and Canadian Pacific rail services in the United States (116 kilometres and 520 kilometres respectively, in 1981) are, for statistical purposes, considered part of the Canadian operations and included herein. These mileages include, for the most part, overhead movements (Canada to Canada through the United States) and short rail extensions across the border to connecting United States carriers.

The terms used in the columnar headings throughout this publication reflect the following instructions to the railways.

"Loaded" means: revenue freight originated directly on the road of the respondent, including that received from private, non-reporting industrial sidings; freight received from switching roads connecting with the respondent where such freight has not previously been given line haul transportation; freight received from other modes of transport; freight re-shipped following milling or fabrication at some point in transit; and idler or trailer cars.

"Received from other railways in Canada" means: traffic received directly from connecting Canadian rail carriers and receipts from other modes of transport (other than car ferries) when these move at joint rates on through billing, or when a previous rail haul is indicated.

"Received from United States rail destined to Canadian points" means: traffic received from United States rail connections, or transported across the border by the respondent, destined to Canadian points.

"Received from United States rail destined to United States points" means: freight moving from United States rail connections to points in the United States (overhead traffic).

"Unloaded" means: freight terminated directly on the road of the respondent, including that delivered to private, non-reporting industrial sidings and grain unloaded at interior, lake and coastal elevators for export; freight delivered to switching roads connecting with the respondent where there is no further line haul; freight delivered to other modes of transport; and freight unloaded for milling or fabrication at some point in transit.

"Delivered to other railways in Canada" means: traffic delivered directly to connecting Canadian rail carriers and deliveries to other modes of transport (other than car ferries) when these move at joint rates on through billing, or when a subsequent rail haul is indicated.

située aux États-Unis comme faisant partie de ce pays. Ainsi, une marchandise qui traverse la frontière internationale, en provenance ou à destination d'un chemin de fer américain non enquêté à cet endroit ou une marchandise transportée par l'un des enquêtés est inscrite comme une marchandise en provenance ou à destination d'un raccordement aux États-Unis. Certains prolongements du Canadien National et du Canadien Pacifique aux États-Unis (116 kilomètres et 520 kilomètres respectivement en 1981) sont considérés comme canadiens à des fins statistiques et sont inclus dans cette publication. Dans la majorité des cas, il s'agit de mouvements intermédiaires (du Canada au Canada en passant par les États-Unis) et de courts prolongements ferroviaires de l'autre côté de la frontière raccordés à des transporteurs américains.

Les expressions utilisées dans les en-têtes de la présente publication proviennent des directives suivantes adressées aux sociétés ferroviaires.

"Chargées" signifie: transport commercial de marchandises effectué directement sur une ligne de l'enquêté, y compris les marchandises provenant d'embranchements privés non enquêtés; marchandises provenant de voies d'aiguillage reliées à celle de l'enquêté lorsque les marchandises n'ont pas déjà fait l'objet d'un transport proprement dit; marchandises provenant d'autres modes de transport; marchandises réexpédiées après usinage ou transformation en cours de route; et wagons-allonges.

"Provenant d'autres sociétés ferroviaires du Canada" signifie: marchandises provenant directement de raccordements ferroviaires canadiens et provenant d'autres modes de transport (autres que les traversiers d'automobiles), lorsque celles-ci sont acheminées à tarif conjoint jusqu'à destination ou lorsqu'un transport ferroviaire antérieur est indiqué.

"Provenant de voies des États-Unis et destinées à des localités canadiennes" signifie: marchandises, provenant de raccordements ferroviaires américains ou transportées de ce côté-ci de la frontière par l'enquêté et destinées à des localités canadiennes.

"Provenant de voies des États-Unis et destinées à des localités américaines" signifie: marchandises passant de raccordements ferroviaires des États-Unis à des localités des États-Unis (trafic intermédiaire).

"Déchargées" signifie: marchandises livrées directement à partir d'une ligne de l'enquêté, y compris celles livrées à des embranchements privés non enquêtés et les céréales déchargées à des élévateurs intérieurs, à des élévateurs sur les lacs et sur la côte en vue de l'exportation; marchandises livrées à des voies d'aiguillage reliées à celles de l'enquêté au point où à partir duquel plus aucun transport n'a eu lieu; marchandises livrées à d'autres modes de transport; et marchandises déchargées en vue de la transformation ou de l'usinage en cours de route.

"Livrées à des chemins de fer du Canada" signifie: marchandises livrées directement à des raccordements ferroviaires du Canada et marchandises livrées à d'autres modes de transport (autres que les traversiers d'automobiles) lorsque celles-ci sont acheminées à tarif conjoint jusqu'à destination ou lorsqu'un autre transport ferroviaire subséquent est indiqué.

"Delivered to United States rail" means: traffic delivered to United States rail connections or transported across the border by the respondent; and deliveries to United States rail connections of freight originated in the United States and moved overhead through Canada.

A "common carrier" refers to a railway which holds itself out to the general public to transport goods and/or passengers for compensation.

"Intermediate switching" is a switching service which includes all the elements of switching performed by a carrier which neither originates or terminates the shipment nor receives a line haul on that shipment.

To eliminate duplicate reporting and to uncover statistical gaps, Statistics Canada uses the Canadian *Standard Industrial Classification Manual* (SIC) which provides a set of groups and classes suitable for the compilation of statistics related to different industries. The building block (reporting unit) which fits into the above structure is the "establishment". An establishment can be defined as the smallest unit which is a separate operating entity capable of reporting principal elements of input and output. While the establishment is typically a factory, mine, store or similar unit and in most cases is a separate firm it may encompass two or more operating units which are not necessarily in the same location. It can also be an individual working on his own account.

Industry 503, Railway Transport, as classified in the SIC includes establishments primarily engaged in operating railways. The kinds of activities normally carried on by railway establishments embraces the operation of railway freight and passenger trains, commuter service (but not street railways), maintenance of way and structures, maintenance of equipment (including that carried on in railway shops), dining car and sleeping car services, express and the operation of railway terminal facilities. Road transportation services operated by railway establishments and providing pick-up and delivery for the freight or express services of the railway are included in this industry but long-distance trucking operations owned by railway companies are usually set up as separate establishments classified to the trucking industry, except CN express. For reporting purposes, only railways classified as "common carriers" by the Canadian Transport Commission file annual reports under Section 325 of the Railway Act 1970 jointly to the Canadian Transport Commission and Statistics Canada.

Statistical Highlights

Revenue freight traffic handled by railways in Canada in 1982 totalled 212.8 million tonnes, down 13.8% from 1981. Domestic loadings decreased 13.3% to 199.6 million tonnes while receipts from U.S. connections decreased by 20.8% to 13.2 million tonnes.

"Livrées à des chemins de fer des États-Unis" signifie: marchandises livrées à des raccordements ferroviaires des États-Unis ou transportées au-delà de la frontière par l'enquête; et livraisons à des raccordements ferroviaires des États-Unis de marchandises provenant des États-Unis et passant par le Canada.

Une "société ferroviaire de transport public" désigne toute entreprise ferroviaire qui offre au grand public un service de transport de marchandises et (ou) de passagers contre rétribution.


Le "raccordement intermédiaire" est un service de raccordement qui comprend toutes les activités de raccordement exercées par un transporteur autre que le premier ou le dernier transporteur et qui ne s'occupe pas du transport interurbain de cette marchandise.

Afin d'éviter qu'il y ait double déclaration et de découvrir les lacunes statistiques, Statistique Canada utilise la *Classification des activités économiques* (CAE) qui fournit des groupes et des classes convenant au calcul de statistiques portant sur diverses activités économiques. Le groupe (unité déclarante) que l'on insère dans la structure ci-dessus est l'"établissement". Un établissement peut se définir comme la plus petite unité constituant un ensemble d'exploitation séparé en mesure de déclarer les éléments utilisés et produits. L'établissement est généralement une usine, une mine, un magasin ou une unité semblable et la plupart du temps une entreprise séparée, mais il peut englober deux unités ou plus qui ne sont pas nécessairement au même endroit. Il peut aussi s'agir d'une personne travaillant à son propre compte.

L'activité économique 503, Transports ferroviaires, comprend, selon la CAE, les établissements dont l'activité principale est l'exploitation de chemins de fer. Les activités habituelles de ces établissements ferroviaires comprennent le transport de passagers et de marchandises, les services aux banlieues (à l'exception des chemins de fer urbains et des tramways), l'entretien de la voie et des ouvrages, l'entretien du matériel (y compris le travail effectué dans les ateliers des chemins de fer), les services de wagons-restaurants et de wagons-lits, les services de messageries et l'exploitation de terminus ferroviaires. Les services de transport routier exploités par des établissements ferroviaires et fournissant des services de ramassage et de livraison de marchandises ou les services de messageries des chemins de fer sont inclus dans cette activité économique. Toutefois, le camionnage interurbain effectué par des sociétés ferroviaires constitue habituellement un établissement séparé, classé avec le camionnage, sauf les messageries CN. À des fins de déclaration, seulement les chemins de fer que la Commission canadienne des transports classe sous la rubrique "société ferroviaire de transport public" présentent des déclarations annuelles conjointement à la Commission et à Statistique Canada en vertu de l'article 325 de la Loi de 1970 sur les chemins de fer.

Points saillants

Les marchandises payantes transportées par chemin de fer au Canada en 1982 ont totalisé 212.8 millions de tonnes métriques, soit une baisse de 13.8% sur 1981. Les chargements au Canada ont diminué de 13.3% pour se chiffrer à 199.6 millions de tonnes métriques, tandis que le volume des marchandises en provenance des lignes américaines a connu une baisse de 20.8% pour s'établir à 13.2 millions de tonnes métriques.



Statistical Tables

Tableaux statistiques

TABLE 1. Revenue Freight Carried by Railways within Canada - Summary, 1982

No.	Commodity	Number of railways cars	Loaded onto railways cars	Received from other railways	Received from United States rail		
		Nombre de wagons	Chargees sur wagons	En provenance d'autres chemins de fer	En provenance des Etats-Unis		
						Destined to Canadian points	Destined to United States points
						A destination du Canada	A destination des Etats-Unis
		cars - wagons		metric - tonnes - mètriques			
SECTION I:							
Live animals (C.L.):							
002	Cattle	4 619	88 160	114	-	-	-
004	Swine	-	-	-	-	-	-
006	Horses, mules and donkeys	-	-	-	-	-	-
008	Live animals, n.e.s.	51	779	-	174	-	-
991	Total	4 670	88 940	114	174		
SECTION II:							
Food, feed, beverages and tobacco (C.L.):							
010	Meat, fresh or chilled	3 476	98 670	11 497	-	-	-
012	Meat, frozen	111	3 775	-	441	-	-
014	Meat and meat preparations, n.e.s.	171	3 601	125	255	144	-
016	Fish and marine animals	468	19 114	6 065	770	2 863	-
018	Butter	12	408	458	50	24	-
020	Cheese	28	903	731	302	213	-
022	Dairy produce, n.e.s., eggs and honey	1 940	94 632	11 624	141	217	-
024	Barley	104 976	7 113 381	281 504	437	2 017	-
026	Corn	6 780	489 448	193 162	358 403	273 311	-
028	Oats	7 118	412 029	20 852	4 542	26 396	-
030	Rice	182	12 349	1 809	56 361	-	-
032	Rye	4 775	348 212	2 366	183	-	-
034	Wheat	340 106	24 255 438	395 643	371 824	15 586	-
036	Cereals unmilled, n.e.s.	1 961	117 731	7 341	19 119	3 855	-
038	Corn meal and flour	2	109	3 300	42 265	674	-
040	Corn starch	318	12 713	3 762	5 201	75 179	-
042	Malt and malt flour	4 746	324 714	7 248	161	6 248	-
044	Wheat flour	12 623	522 070	150 107	20 502	16 875	-
046	Cereals milled, n.e.s.	1 951	69 333	12 242	12 629	1 778	-
048	Bakery products	670	13 892	2 020	350	250	-
050	Cereal products	4 928	97 771	22 859	4 455	5 006	-
052	Farinaceous substances and flour, n.e.s., for use as food	306	13 871	2 824	1 968	616	-
054	Apples	9	266	42	7 486	-	-
056	Bananas	-	-	-	-	-	-
058	Oranges	233	5 946	1 316	93 787	-	-
060	Other citrus fruits	-	-	-	8 422	-	-
062	Grapes	1	32	-	36 198	-	-
064	Watermelons	-	-	-	338	-	-
066	Cantaloupes and melons, n.e.s.	-	-	34	17 313	-	-
068	Peaches	-	-	-	345	-	-
070	Pears	-	-	-	8 483	-	-
072	Fresh or chilled fruits, n.e.s. and berries	10	308	25	15 761	33	-
074	Frozen fruits and berries	64	2 636	1 627	4 505	462	-
076	Dried and dehydrated fruits	4	147	127	3 824	-	-
078	Fruit juices and fruit juice concentrates not frozen	247	8 482	3 417	18 942	46	-
080	Fruit juice concentrates, frozen	111	4 743	2 741	4 830	148	-
082	Fruits and fruit preparations, n.e.s.	3 418	113 429	32 339	9 699	1 466	-
084	Nuts (except oil nuts)	367	17 470	6 751	576	36	-
086	Sugar beets	-	-	-	-	-	-
088	Cabbage	-	-	-	105	-	-
090	Celery	-	-	-	37 663	54	-
092	Lettuce	-	-	-	22 855	-	-
094	Onions and shallots	1	23	-	17 397	-	-
096	Potatoes (other than sweet)	2 967	109 705	7 526	36 405	633	-
098	Tomatoes	2	110	-	1 252	-	-
100	Vegetables, n.e.s., fresh or chilled	72	4 094	2 734	65 709	45	-
102	Vegetables, frozen	96	2 799	1 455	3 276	19 944	-
104	Vegetables, dried	1 229	62 078	15 171	14 924	7 967	-
106	Vegetables and preparations, n.e.s.	6 123	238 237	73 456	128 518	9 976	-
108	Sugar	3 929	254 557	4 830	2 926	5 068	-
110	Molasses and syrups	1 307	67 850	14 513	17 643	34 214	-
112	Sugar preparations (including confectionery), n.e.s.	521	14 832	2 356	24	30	-
114	Coffee	58	1 647	387	1 594	62	-
116	Cocoa and chocolate, tea, spices and vinegar	60	3 813	1 036	1 789	-	-
118	Margarine and similar products	200	5 928	1 960	-	-	-
120	Shortening and lard	340	12 962	1 277	5 768	882	-
122	Soups and infant and junior foods	615	23 775	5 854	-	62	-
124	Pre cooked frozen food preparations	505	14 307	759	431	1 532	-
126	Food preparations and materials for food preparations, n.e.s.	13 874	407 176	91 298	6 857	4 449	-
128	Hay, forage and straw	782	24 264	-	-	-	-
130	Wheat bran, shorts and middlings	5 509	234 340	34 603	3 466	20 201	-
132	Ground cereals and by-products, n.e.s.	7 011	395 424	49 785	28 633	13 758	-
134	Soyabean oil meal	2 692	175 141	39 695	152 702	32 858	-
136	Oil seed meals (including cake), n.e.s.	7 240	391 678	84 101	754	-	-
138	Feeds of vegetable origin, n.e.s.	4 943	295 170	9 193	39 274	47 705	-

See footnote(s) at end of table

TABLEAU 1. Marchandises payantes transportées par chemin de fer au Canada - Sommaire, 1982

Total freight traffic(1) (initial) 1982	Unloaded from railway cars	Delivered to other railways	Delivered to United States rail	Type de marchandise	No
Total du trafic de marchandises(1) (transport initial), 1982	Déchargées du wagon	Remises aux autres chemins de fer	Remises au réseau des États-Unis		
	metric - tonnes - métriques				
				SECTION I:	
				Animaux vivants (charge complète):	
88 160	88 018	255	-	Bovins	002
-	-	-	-	Porcs	004
-	-	-	-	Chevaux, mulets et ânes	006
953	865	89	-	Animaux vivants, n.d.a.	008
89 114	88 883	344	-	Total	991
				SECTION II:	
				Denrées alimentaires, aliments pour animaux, boissons et tabacs (charge complète):	
98 670	100 581	9 586	-	Viandes fraîches ou réfrigérées	010
4 216	4 216	-	-	Viandes congelées	012
4 000	3 741	240	144	Viandes et préparations à base de viandes, n.d.a.	014
22 747	16 904	6 935	4 974	Poissons et animaux marins	016
482	467	408	65	Beurre	018
1 418	1 202	735	213	Fromage	020
94 990	33 518	7 360	65 734	Produits laitiers, n.d.a., oeufs et miel	022
7 115 835	7 071 463	195 218	130 656	Orge	024
1 121 162	632 367	370 843	311 114	Mais	026
442 967	401 973	20 019	41 826	Avoine	028
68 710	68 187	2 331	-	Riz	030
348 395	339 616	3 680	7 465	Seigle	032
24 642 848	24 041 899	768 020	228 572	Blé	034
140 705	133 277	6 664	8 105	Céréales non moulues, n.d.a.	036
43 045	40 477	5 196	671	Farine et semoule de maïs	038
93 093	13 540	8 135	75 179	Fécule de maïs	040
331 123	288 165	6 316	43 889	Malt et farine de malt	042
599 447	555 555	135 177	18 820	Farine de blé	044
83 740	69 732	19 505	6 746	Céréales moulues, n.d.a.	046
14 492	12 188	3 366	957	Produits de boulangerie	048
107 232	98 283	26 359	5 449	Produits à base de céréales	050
16 455	14 711	3 804	763	Substances farineuses et farine, n.d.a., destinées à l'alimentation	052
7 752	7 794	-	-	Pommes	054
-	-	-	-	Bananes	056
99 713	99 687	1 296	45	Oranges	058
8 422	8 422	-	-	Autres agrumes	060
36 230	35 918	312	-	Raisins	062
338	338	-	-	Pastèques	064
17 313	17 347	-	-	Cantaloupes et melons, n.d.a.	066
345	345	-	-	Pêches	068
8 483	8 483	-	-	Poires	070
16 102	16 024	71	33	Fruits frais ou réfrigérés, n.d.a. et baies	072
7 603	6 184	2 584	462	Fruits et baies congelés	074
3 971	3 965	133	-	Fruits séchés et déshydratés	076
27 470	26 518	4 293	78	Jus de fruits et concentrés de jus de fruits non congelés	078
9 721	10 642	1 673	148	Concentrés de jus de fruits congelés	080
124 594	40 285	114 436	2 212	Fruits et préparations à base de fruits, n.d.a.	082
18 082	13 437	11 360	36	Noix (à l'exclusion des noix oléagineuses)	084
-	-	-	-	Betteraves à sucre	086
105	105	-	-	Chou	088
37 717	37 623	40	54	Celeri	090
22 855	22 855	-	-	Laitue	092
17 420	17 420	-	-	Oignons et échalottes	094
146 743	145 311	7 427	1 531	Pommes de terre (sauf les patates douces)	096
1 362	1 362	-	-	Tomates	098
69 848	70 217	2 299	66	Légumes frais ou réfrigérés, n.d.a.	100
26 019	5 793	1 447	20 232	Légumes congelés	102
84 969	73 833	15 845	10 463	Légumes séchés	104
376 731	372 075	65 387	12 722	Légumes et préparations à base de légumes, n.d.a.	106
262 551	249 435	4 577	13 371	Sucre	108
119 707	88 678	11 328	34 214	Melasses et sirops	110
14 896	14 529	2 576	137	Préparations à base de sucre (y compris les confiseries), n.d.a.	112
3 303	3 145	483	62	Café	114
5 602	5 367	1 031	239	Cacao et chocolat, thé, épices et vinaigre	116
5 928	5 886	2 002	-	Margarine et produits similaires	118
19 632	18 593	1 230	1 087	Graisse préparée et saindoux	120
23 837	24 154	5 475	62	Soupes et aliments pour bébés et jeunes enfants	122
16 270	14 838	658	1 532	Préparations alimentaires congelées précuites	124
418 482	393 609	110 693	5 478	Préparations alimentaires et ingrédients pour préparations alimentaires, n.d.a.	126
24 264	3 119	-	21 145	Foin, fourrage et paille	128
258 007	209 813	35 245	47 553	Son d'orge, remoulages	130
437 815	399 411	59 588	28 601	Céréales moulues et dérivées, n.d.a.	132
360 701	344 765	22 576	33 055	Tourteaux de soja	134
392 432	383 269	89 285	3 979	Farines de graines oléagineuses (y compris les tourteaux), n.d.a.	136
382 149	305 171	10 695	75 476	Aliments d'origine végétale pour animaux, n.d.a.	138

Voir notes à la fin du tableau.

TABLE 1. Revenue Freight Carried by Railways within Canada - Summary, 1982

No.	Commodity	Number of railways cars	Loaded onto railways cars	Received from other railways	Received from United States rail	
		Nombre de wagons	Chargées sur wagons	En provenance d'autres chemins de fer	En provenance des Etats-Unis	
					Destined to Canadian points A destination du Canada	Destined to United States points A destination des Etats-Unis
		cars · wagons	metric · tonnes · métriques			
SECTION II:						
Food, feed, beverages and tobacco (C.L.):						
140	Feeds of animal origin	915	32 058	7 859	5 334	201
142	Primary or concentrated feeds	7	255	45	1 341	297
144	Secondary or complete animal feeds, n.e.s.	1,908	67 519	25 282	16 705	52 857
146	Non-alcoholic beverages	155	3 340	127	2 389	-
148	Ale, beer, stout and porter	2,140	45 422	-	9 470	6 172
150	Wines and fermented alcoholic beverages, n.e.s.	15	742	544	5 798	28 395
152	Distilled alcoholic beverages	577	38 706	8 594	556	2 164
154	Cigarettes	-	-	-	27	-
156	Tobacco, unmanufactured	-	-	-	-	-
158	Tobacco, manufactured, n.e.s.	6	161	-	312	-
992	Total	567,911	37 105 754	1 670 395	1 762 757	722 967
SECTION III:						
Crude materials, inedible (C.L.):						
160	Raw hides and skins (including fur skins)	52	2 595	-	6 603	581
162	Primary tannage	286	16 645	3 397	2 607	2 412
164	Crude animal products, inedible, n.e.s. (excluding fibres)	3	57	181	1 552	-
166	Seeds for sowing, n.e.s.	513	35 033	2 910	4 084	431
168	Flaxseed	5,673	395 534	1 550	-	-
170	Rapeseed	21,491	1 507 420	41 618	-	-
172	Soyabean	136	10 011	-	20 558	68
174	Oil seeds, oil nuts and oil kernels, n.e.s.	669	39 664	7 416	30 717	346
176	Rubber and allied gums, natural	828	42 019	30 609	1 880	-
178	Peatmoss and mosses, n.e.s.	932	22 976	361	-	136
180	Other crude vegetable materials, inedible, n.e.s.	90	5 485	512	3 946	124
182	Logs and bolts of wood	18,049	1 015 171	4 211	2 343	27
184	Fence posts, pitprops and piling of wood	193	8 116	1 441	622	33
186	Round timber, n.e.s.	2,307	98 632	21 859	16 017	2 672
188	Pulpwood logs	43,364	2 582 463	492 041	1 089	1 307
190	Pulpwood chips	136,111	7 370 489	169 819	225	52 887
192	Christmas trees	51	769	240	-	410
194	Other crude wood materials, n.e.s.	58	2 216	3 797	595	109
196	Silk, wool and animal hair	24	400	26	-	18
198	Cotton	13	533	4 528	41 139	186
200	Vegetable and man-made textile fibres (excluding cotton)	764	28 866	39 514	1 662	54
202	Bauxite ore and alumina	36,733	2 732 821	319 013	53 099	6 607
204	Copper ores and concentrates	17,417	1 472 555	247 177	34 317	-
206	Copper matte and precipitates	-	-	-	-	-
208	Iron ore and concentrates	374,122	35 444 046	8 258 516	7 951	-
210	Lead ore and concentrates	6,410	519 175	57 602	25 408	-
212	Manganese ore	-	-	1 382	5 417	-
214	Nickel, copper ores and concentrates	25,988	1 889 738	-	-	-
216	Nickel ore and concentrates	3,046	227 974	-	-	-
218	Matte, nickel, copper-nickel or nickel-iron chromium alloy	571	46 417	4 705	-	-
220	Tungsten ore and concentrates	65	4 190	-	-	-
222	Zinc ore and concentrates	20,090	1 567 546	441 420	70 950	-
224	Lead and zinc ores and concentrates	6	463	130	-	-
226	Metallic ores and concentrates, n.e.s.	138	10 160	1 468	29 159	344
228	Iron and steel scrap	16,955	950 293	120 077	205 061	3 362
230	Non-ferrous metal scrap (including precious metal scrap)	653	29 240	16 581	15 553	3 142
232	Slags, drosses and other by-products, n.e.s.	634	45 814	46 336	5 235	1 391
236	Anthracite coal	1	72	6 815	53 339	2 706
238	Bituminous coal	268,982	23 192 952	104 633	95 434	4 726
240	Lignite coal	15,824	1 311 948	658	69	-
242	Coal, n.e.s.	25	1 060	1 258	10 034	871
244	Crude mineral oils (petroleum)	1,213	90 517	-	122	-
246	Natural gas and other crude bituminous substances	86	6 449	-	58	-
248	Asbestos, unmanufactured, crude and fibre	3,432	186 167	5 914	102	4 012
250	Clay	1,524	123 951	50 460	349 916	20 448
252	Other crude refractory materials	14	901	327	2 071	31
254	Natural abrasives	63	3 856	8 566	31 587	1 360
256	Sand, industrial	3,686	253 281	44 871	480 558	9 858
258	Sand, n.e.s.	6	258	574	8 499	249
260	Gravel	23	1 652	266	1 978	607
262	Building stone, rough	11	500	318	1 397	3 980
264	Silica or silex, n.e.s.	87	6 024	1 256	5 474	33
266	Agricultural limestone	754	39 947	5 038	2 419	91
268	Limestone, furnace or foundry, and fluxing stone	2,147	177 085	-	-	-
270	Limestone, crushed or broken, n.e.s.	39,581	3 014 378	10 639	24 689	9 860
272	Stone, n.e.s. (including stone refuse)	972	68 239	9 547	7 761	11 163
274	Barytes, natural	280	18 059	3 543	2 795	-

See footnote(s) at end of table.

TABLEAU 1. Marchandises payantes transportées par chemin de fer au Canada - Sommaire, 1982

Total freight traffic(1) (initial haul), 1982	Unloaded from railway cars	Delivered to other railways	Delivered to United States rail	Type de marchandise	No
Total du trafic de marchandises(1) (transport initial), 1982	Déchargées du wagon	Remises aux autres chemins de fer	Remises au réseau des États-Unis		
metric - tonnes - métriques					
SECTION II:					
Denrées alimentaires, aliments pour animaux, boissons et tabacs (charge complète):					
37 593	33 163	7 501	4 790	Aliments d'origine animale pour animaux	140
1 893	1 622	19	297	Aliments concentrés pour animaux	142
137 081	87 879	17 761	56 723	Aliments complets pour animaux, n.d.a.	144
5 729	5 732	124	-	Boissons non alcooliques	146
61 064	50 276	385	10 404	Ale, bière, stout et porter	148
34 935	5 946	552	28 981	Vins et boissons alcooliques fermentées, n.d.a.	150
41 426	11 634	5 639	32 747	Boissons alcooliques distillées	152
27	-	-	-	Cigarettes	154
-	-	-	-	Tabacs bruts	156
473	474	-	-	Tabacs fabriqués, n.d.a.	158
39 591 478	37 644 583	2 217 933	1 399 359	Total	992
SECTION III:					
Matières brutes, non comestibles (charge complète):					
9 779	8 024	502	1 253	Cuir et peaux bruts (y compris les pelleteries)	160
21 664	12 926	3 424	8 711	Déchets d'abattoir non conditionnés	162
1 609	1 348	408	34	Produits bruts d'origine animale, non comestibles, n.d.a. (sauf les fibres)	164
39 548	30 403	3 213	8 841	Semences, n.d.a.	166
395 534	389 376	3 365	4 343	Lin	168
507 420	1 519 181	29 823	34	Colza	170
30 637	30 570	-	68	Soja	172
70 727	66 336	6 734	5 072	Graines oléagineuses, noix oléagineuses et amandes oléagineuses, n.d.a.	174
43 899	43 474	30 094	940	Caoutchouc et gommages analogues	176
23 112	1 578	3 710	18 184	Tourbe et autres mousses, n.d.a.	178
9 555	8 877	1 068	124	Autres matières brutes d'origine végétale, non comestibles, n.d.a.	180
1 017 541	1 017 414	4 311	27	Billes et billots de bois	182
8 771	6 558	2 624	1 028	Piquets de clôture, étais de mine et pilots en bois	184
117 321	97 700	19 239	22 239	Bois en grume, n.d.a.	186
2 584 859	2 171 530	826 014	79 356	Billes de bois à pâte	188
7 423 601	7 262 280	249 653	81 487	Copeaux de bois à pâte	190
1 179	133	-	1 286	Arbres de Noël	192
2 920	6 137	42	539	Autres matières de bois brutes, n.d.a.	194
418	387	26	31	Soie, laine et poil d'origine animale	196
41 858	42 518	3 683	186	Coton	198
30 582	2 428	40 671	26 996	Fibres textiles végétales et chimiques (sauf le coton)	200
2 792 527	2 986 781	92 545	32 216	Minerais de bauxite et alumine	202
1 506 872	1 207 412	227 478	24 157	Minerais et concentrés de cuivre	204
35 451 997	35 316 007	8 385 593	-	Mattes et précipités de cuivre	206
544 583	510 856	60 874	8 915	Minerais et concentrés de fer	208
5 417	5 508	1 293	30 455	Minerais et concentrés de plomb	210
1 889 738	1 889 669	-	-	Minerais de manganèse	212
227 974	227 974	-	69	Minerais et concentrés de nickel et de cuivre	214
46 417	46 893	4 230	-	Minerais et concentrés de nickel	216
4 190	-	-	-	Mattes et alliages de nickel, cuivre-nickel et nickel-chrome-fer	218
1 638 496	1 639 614	440 245	4 190	Minerais et concentrés de tungstène	220
463	130	240	57	Minerais et concentrés de zinc	222
39 663	33 992	1 219	222	Minerais et concentrés de plomb et de zinc	224
1 158 716	1 101 067	91 934	5 920	Minerais et concentrés métalliques, n.d.a.	226
47 935	67 734	11 292	85 793	Ferraille de fer et d'acier	228
52 440	49 728	36 818	16 491	Déchets de métaux non ferreux (y compris les déchets de métaux précieux)	230
56 117	34 409	24 898	12 230	Cendres, scories et autres résidus, n.d.a.	232
23 293 112	23 247 801	118 424	3 625	Anthracite	236
1 312 017	1 307 816	286	31 522	Houille grasse	238
11 965	10 507	1 846	4 573	Lignite	240
90 639	90 505	-	871	Houille, n.d.a.	242
6 507	6 507	-	134	Huiles minérales brutes (de pétrole)	244
190 281	50 706	25 171	-	Gaz naturel et autres substances bitumineuses brutes	246
494 315	466 548	56 112	120 317	Amiante non ouvré, brut ou en fibres	248
3 003	2 972	327	22 117	Argile	250
36 803	29 754	12 453	31	Autres matières réfractaires brutes	252
743 697	696 980	68 467	3 160	Abrasifs naturels	254
9 006	8 357	1 033	23 124	Sable, d'usage industriel	256
4 237	3 607	895	190	Sable, n.d.a.	258
5 877	1 967	54	-	Gravier	260
11 531	11 138	1 324	4 175	Pierres de construction brutes	262
42 457	45 659	394	324	Silice ou silice, n.d.a.	264
177 085	177 085	-	1 442	Pierres calcaires, d'usage agricole	266
3 048 927	3 030 390	9 369	-	Pierres calcaires (usage industriel) et castines	268
87 163	75 887	9 418	19 806	Pierres calcaires concassées, n.d.a.	270
20 854	20 767	3 630	11 404	Pierres, n.d.a. (y compris les débris de pierres)	272
-	-	-	-	Barytine	274

Voir note(s) à la fin du tableau.

TABLE 1. Revenue Freight Carried by Railways within Canada - Summary, 1982

No.	Commodity	Number of	Loaded onto	Received from	Received from United States rail	
		railways cars	railways cars	other railways	En provenance des Etats-Unis	
		Nombre de wagons	Chargées sur wagons	En provenance d'autres chemins de fer	Destined to Canadian points À destination du Canada	Destined to United States points À destination des Etats-Unis
		cars - wagons			metric - tonnes	métriques
SECTION III:						
Crude materials, inedible (C.L.):						
276	Gypsum	48,070	3 847 360	5 375	2 851	-
278	Prites, iron (except roasted)	511	35 219	20 675	1 033	-
280	Nepheline syenite	3,524	273 488	197 726	124	-
282	Phosphate rock	6,381	534 091	324 482	1 130 577	75
284	Common salt, rock or bulk	11,636	998 422	86 364	5 519	73 580
286	Common salt, n.e.s.	1,268	75 685	726	814	6 065
288	Liquid sulphur	16,632	1 482 050	194 156	117	8 187
290	Sulphur, n.e.s.	57,075	4 882 404	57 271	-	-
292	Non-metallic minerals, crude, n.e.s.	432	29 504	18 083	56 308	42 240
294	Textile rags and waste, n.e.s.	128	3 670	1 562	5 536	742
296	Paper waste	1,821	58 875	24 552	101 823	32 731
298	Slag (excluding basic) and ashes, waste	392	28 332	53 478	63 597	402
300	Wood waste, n.e.s.	6,710	288 887	4 056	536	10 249
304	Waste materials, n.e.s.	701	37 563	20 773	3 405	399
993	Total	1,228,427	99 198 367	11 604 402	3 038 602	321 310
SECTION IV:						
Fabricated materials, inedible (C.L.):						
306	Leather and dressed furs and rubber fabricated materials	78	2 086	1 483	10	15 788
308	Lumber	121,550	6 124 356	2 017 676	152 452	90 719
310	Flooring	32	1 149	550	764	-
312	Railway ties	741	35 227	13 263	5 932	-
314	Shingles and shakes of wood	2,787	86 234	18 719	51	224
316	Sawmill products, n.e.s.	15	328	19	-	36
318	Veneer	4,440	233 480	115 417	3 203	4 736
320	Plywood	10,547	430 506	171 317	6 294	29 076
322	Wood building boards, n.e.s.	3,467	169 506	24 800	10 932	10 932
324	Millwork (woodwork)	293	7 917	3 253	3 578	10 291
326	Cooperage stock and box, crate and package shook	86	1 826	104	697	1 988
328	Other wood fabricated materials, n.e.s.	376	14 032	1 381	3 021	1 629
330	Wood pulp	79,168	4 807 364	962 816	121 802	208 874
332	Pulp, n.e.s.	25	1 071	307	4 241	889
334	Newsprint paper	68,845	4 070 545	1 419 181	9 289	14 460
336	Groundwood printing and specialty paper	7,747	410 214	142 696	167 663	845 848
338	Book paper	4	168	121	-	-
340	Fine paper, tissue paper and sanitary paper	1,459	24 800	14 867	2 739	36 844
342	Wrapping paper	3,770	198 061	22 343	13 022	25 319
344	Paperboard, n.e.s.	17,063	621 267	41 855	94 395	202 812
346	Building paper	1,350	54 292	1 049	1 435	-
348	Building board, n.e.s.	1,503	49 527	14 857	14 293	4 609
350	Paper, n.e.s.	70	1 152	174	-	2 021
352	Batts, batting, wadding and felt	694	16 702	397	848	33
354	Cordage, twine and rope	25	1 070	365	4 130	575
356	Cotton broad-woven fabrics	4	37	13	114	-
358	Jute broad-woven fabrics	16	659	29	457	-
360	Textile fabricated materials, n.e.s.	99	2 702	40	558	453
362	Animal oils and fats (excluding marine)	1,325	83 111	4 934	5 633	34
364	Fish and marine animal oils	19	547	369	-	-
366	Cottonseed oil and linseed oil	24	1 555	393	4 230	217
368	Soyabean oil	492	33 200	381	4 214	2 177
370	Vegetable oils and fats, n.e.s.	4,844	316 242	33 121	19 120	2 684
372	Chemically modified oils, fats and waxes and their derivatives	189	6 760	526	2 786	828
374	Turpentine, rosin and rosin oils, spirits and acids	149	6 024	778	6 301	1 451
376	Gum, wood and vegetable extracts	1,230	71 954	8 310	10 707	271
378	Carbon blacks	1,531	64 192	3 795	6 500	719
380	Chemical elements	6,494	457 475	88 428	15 944	13 751
382	Sulphuric acid	10,940	914 335	628 491	42 345	524
384	Inorganic acids and oxygen compounds of non-metals or metalloids, n.e.s.	3,533	210 940	34 432	11 611	9 287
386	Sodium hydroxide	1	57	25 233	-	-
388	Inorganic bases and metallic oxides, hydroxides and peroxides, n.e.s.	20,808	1 532 476	199 146	32 872	46 016
390	Sodium sulphate	7,684	632 041	100 216	152	4 950
392	Sodium carbonate	4,754	349 053	61 302	123 017	57
394	Metallic salts and peroxy-salts of inorganic acids, n.e.s.	4,589	331 239	141 448	102 654	43 621
396	Calcium carbide	441	21 643	8 832	850	731
398	Inorganic chemicals, other, n.e.s.	156	9 815	871	8 848	117
400	Hydrocarbons and their derivatives	12,301	863 531	108 147	29 710	4 852
402	Alcohols and their derivatives	10,371	849 205	66 007	18 217	262
404	Phenols, ethers, aldehydes, ketones and their derivatives	1,826	128 211	24 137	33 982	64
406	Organic acids, their anhydrides, halides, peroxides, peracids and derivatives	1,007	72 475	1 666	51 432	-
408	Nitrogen function compounds	463	29 669	2 311	19 752	121
410	Organic chemicals, n.e.s.	1,082	61 824	10 298	27 239	1 374
412	Explosives, fuses and caps	906	35 086	8 419	3 182	-

See footnote(s) at end of table.

TABLEAU 1. Marchandises payantes transportées par chemin de fer au Canada - Sommaire, 1982

Total freight traffic(1) (initial haul), 1982	Unloaded from railway cars	Delivered to other railways	Delivered to United States rail	Type de marchandise	No
Total du trafic de marchandises(1) (transport initial), 1982	Déchargées du wagon	Remises aux autres chemins de fer	Remises au réseau des Etats-Unis		
metric - tonnes - metriques					
SECTION III:					
Matières brutes, non comestibles (charge complète):					
3 850 211	3 834 524	5 578	15 485	Gypse	276
36 252	13 107	21 944	21 876	Pyrites de fer (sauf frittées)	278
273 612	72 281	175 832	223 225	Syénite nephelinique	280
1 664 743	1 684 013	305 137	75	Roche phosphatée	282
1 077 521	970 164	111 878	81 844	Sel gemme de saline	284
82 564	75 997	1 115	6 178	Sel commun, n.d.a.	286
1 490 354	283 629	205 678	1 195 202	Soufre liquide	288
4 882 672	4 874 736	55 889	9 316	Soufre, n.d.a.	290
128 052	69 487	19 023	57 612	Minéraux non métalliques bruts, n.d.a.	292
9 948	6 855	1 682	2 973	Chiffons et déchets de textile, n.d.a.	294
193 429	136 890	34 588	46 504	Déchets de papier	296
92 331	86 295	55 717	3 799	Scories (sauf basiques) et cendres, déchets	298
299 672	287 889	4 713	11 125	Déchets de bois, n.d.a.	300
41 367	34 853	9 906	17 381	Autres déchets, n.d.a.	304
102 558 279	99 816 634	11 925 138	2 420 906	Total	993
SECTION IV:					
Demi-produits, non comestibles (charge complète):					
17 884	1 614	1 930	15 822	Cuir, fourrures apprêtées et demi-produits en caoutchouc	306
6 367 527	3 232 007	2 053 305	3 099 887	Bois de construction	308
1 913	1 931	463	69	Couvertures de sol	310
41 159	37 346	16 999	75	Traverses de chemin de fer	312
86 506	4 255	7 415	93 556	Bardeaux et bardeaux fendus	314
366	144	11	230	Sciages	316
241 419	138 434	135 515	82 889	Placages	318
465 876	404 909	191 384	40 904	Contre-plaques	320
190 301	129 022	20 490	65 589	Planches de bois de construction, n.d.a.	322
21 786	10 654	2 687	11 698	Bois de menuiserie	324
4 506	2 452	-	2 158	Ouvrages de tonnelerie, caisses et bois de layetier	326
18 682	12 017	1 695	6 351	Autre demi-produits en bois, n.d.a.	328
5 138 040	2 473 176	932 667	2 695 012	Pâte de bois	330
6 201	5 323	136	1 048	Pâte, n.d.a.	332
4 094 294	870 701	1 390 413	3 252 362	Papier journal	334
1 423 725	233 668	109 832	1 222 919	Papier mécanique et papier spécial	336
168	252	36	-	Papier d'édition	338
64 383	24 795	13 075	41 379	Papier fin, papier de soie et papier hygiénique	340
236 402	178 737	29 880	50 129	Papier d'emballage	342
918 474	694 661	45 722	219 946	Carton, n.d.a.	344
55 727	40 838	1 393	14 544	Papier de construction	346
68 429	48 574	17 578	17 135	Panneaux de construction, n.d.a.	348
3 173	1 092	62	2 193	Papier, n.d.a.	350
17 583	17 011	798	171	Ouate et bourre en masse ou en feuilles et teutre	352
5 775	5 184	318	637	Cordage, ficelle et corde	354
151	152	12	-	Tissus larges de coton	356
1 116	525	29	591	Tissus larges de jute	358
3 713	2 390	28	1 335	Demi-produits en matières textile, n.d.a.	360
88 778	88 489	4 165	1 058	Huiles et corps gras d'origine animale (sauf marins)	362
547	90	301	525	Huiles de poissons et d'animaux marins	364
6 002	5 748	362	285	Huile de coton et huile de lin	366
39 591	37 590	161	2 223	Huile de soja	368
338 046	326 742	37 410	7 013	Huiles et corps gras d'origine végétale, n.d.a.	370
10 374	8 733	404	1 764	Huiles, corps gras et cires modifiés chimiquement et leurs dérivés	372
13 776	11 424	1 478	1 651	Térébenthine, colophane et huiles, essences et acides de colophane	374
82 932	46 223	5 585	39 432	Extraits de gomme, de bois et de végétaux	376
71 411	62 124	4 116	8 966	Noirs de carbone	378
487 170	285 648	75 849	214 100	Éléments chimiques	380
957 204	724 740	628 032	232 923	Acide sulfurique	382
231 838	100 045	25 146	141 075	Acides inorganiques et composés d'oxygène de produits non métalliques ou de métalloïdes, n.d.a.	384
57	17 466	7 824	-	Hydroxyde de sodium	386
1 611 364	895 852	213 109	701 550	Bases inorganiques et oxydes, hydroxydes et peroxydes métalliques, n.d.a.	388
637 143	296 533	108 359	332 465	Sulfate de sodium	390
472 127	485 110	48 109	207	Carbonate de sodium	392
477 514	354 536	133 993	130 433	Sels et persels métalliques d'acides inorganiques, n.d.a.	394
23 224	24 322	6 089	1 644	Carbure de calcium	396
18 780	15 275	989	3 386	Autres produits chimiques inorganiques, n.d.a.	398
898 093	392 847	193 027	420 365	Hydrocarbures et leurs dérivés	400
867 684	715 948	63 765	153 977	Alcools et leurs dérivés	402
162 257	127 030	20 753	38 612	Phénols, éthers, aldéhydes, cétones et leurs dérivés	404
122 907	106 000	1 335	18 238	Acides organiques et leurs anhydrides, halides, peroxydes, peracides et leurs dérivés	406
49 542	47 384	3 990	478	Composés de fonction azote	408
90 437	87 030	11 402	2 303	Produits chimiques organiques, n.d.a.	410
38 268	36 845	9 665	176	Explosifs, mèches et amorces	412

Voir notes à la fin du tableau.

TABLE 1. Revenue Freight Carried by Railways within Canada - Summary, 1982

No.	Commodity	Number of railways cars	Loaded onto railways cars	Received from other railways	Received from United States rail	
		Nombre de wagons	Chargées sur wagons	En provenance d'autres chemins de fer	En provenance des Etats-Unis	
					Destined to Canadian points	Destined to United States points
					À destination du Canada	À destination des Etats-Unis
		cars - wagons		metric - tonnes - métriques		
SECTION IV:						
Fabricated materials, inedible (C.L.):						
414	Ammonium phosphates	3,813	303 592	30 631	8 824	46
416	Muriate of potassium (potash)	85,573	7 668 371	229 271	11 827	1 214
418	Fertilizers and fertilizer materials, n.e.s.	16,871	1 387 945	317 470	176 017	17 382
420	Agricultural chemicals, formulated	91	3 750	735	8 825	553
422	Adhesives	329	10 869	748	101	36
424	Synthetic rubber	941	54 844	4 976	37 050	5 969
426	Plastic materials, not shaped and basic shapes and forms	7,385	395 083	114 292	121 234	88 683
428	Pigments, lakes and toners	263	12 100	3 305	1 340	219
430	Paints and related products	665	23 577	7 230	788	18
432	Chemical specialties, industrial, n.e.s.	5,204	269 080	40 136	158 252	1 757
434	Gasoline	23,403	1 375 522	204 417	335	109
436	Aviation turbine fuel	541	32 158	115	-	-
438	Diesel fuel	34,001	2 222 609	138 111	66	34
440	Kerosene	40	1 986	-	-	122
442	Fuel oil, n.e.s.	16,090	866 337	171 345	22 048	1 361
444	Lubricating oils and greases	5,234	268 310	39 201	19 145	8 847
446	Petroleum coke	1,577	117 788	283 007	418 848	-
448	Coke, n.e.s.	8,517	432 320	21 695	129 422	5 147
450	Refined and manufactured gases, fuel type (L.P.G.)	45,276	2 851 524	381 808	39 630	99 574
452	Asphalts and road oils	3,380	254 478	636	1 048	-
454	Other petroleum and coal products	9,548	595 878	98 178	29 814	15 905
456	Ferro-alloys	762	46 113	29 602	787	55
458	Pig iron	484	35 244	15 306	157	6 766
460	Ingot, blooms, billets and slabs, iron and steel	8,461	629 233	289 151	675	466
461	Primary iron and steel, n.e.s.	587	16 124	8 773	5 203	30
462	Castings and forgings, iron or steel	1,377	84 233	15 144	25 866	3 480
464	Bars and rods, steel	7,891	500 356	57 141	13 450	7 515
466	Plates, steel, fabricated	4,711	303 381	108 284	10 443	185
468	Sheet and strip, steel	9,560	645 286	87 326	7 750	13 216
470	Structural shapes and sheet piling, iron or steel	3,698	204 014	98 756	11 403	311
472	Rails and railway track materials	1,223	74 108	61 198	18 155	2 030
474	Pipes and tubes, iron and steel	8,378	427 339	191 996	20 595	499
476	Wire, iron or steel	471	20 711	3 881	179	-
478	Aluminum paste, powder, pigs, ingots and shot	4,891	291 422	5 818	-	-
480	Aluminum and aluminum alloy fabricated material, n.e.s.	3,339	204 356	506 968	28 959	899
482	Copper and alloys in primary forms	5,733	323 271	70 617	3 831	-
484	Copper and alloys, n.e.s.	415	20 906	2 583	1 513	403
486	Lead and alloys	1,886	113 668	11 798	5 642	-
488	Nickel and alloys	279	15 577	4 063	-	-
490	Tin and alloys	2	79	51	-	-
492	Zinc and alloys	6,594	403 062	131 442	602	2 234
494	Other non-ferrous base metals and alloys	157	10 206	440	2 239	68
496	Tanks	467	15 589	1 438	2 866	-
498	Bolts, nuts, nails, screws and basic hardware	272	10 583	251	736	59
500	Metal fabricated basic products, n.e.s.	1,267	37 613	7 684	4 259	183
502	Natural stone basic products, chiefly structural	1,416	119 569	2 096	40 357	-
504	Bricks and tiles, clay	295	14 698	492	4 028	1 426
506	Fire brick and similar shapes	442	20 252	6 680	26 703	32
508	Dolomite and magnesite, calcined	153	10 923	9 983	25 719	2 245
510	Refractories, n.e.s.	229	10 260	3 980	5 248	339
512	Glass basic products	994	43 976	8 298	38 330	2 122
514	Asbestos and asbestos-cement basic products	728	22 647	27 276	-	559
516	Portland cement, standard	15,109	1 301 202	137 895	47 218	-
518	Concrete pipe	99	3 863	1 400	-	-
520	Cement and concrete basic products, n.e.s.	2,101	168 800	2 621	265	108
522	Plaster	17	1 078	161	9 464	2 485
524	Gypsum wallboard and sheathing	187	9 105	1 770	4 398	-
526	Gypsum basic products, n.e.s.	-	-	446	6 931	89
528	Lime, hydrated and quick	2,831	182 488	37 710	3 456	937
530	Non-metallic mineral basic products, n.e.s.	5,391	277 625	86 356	21 084	622
532	Bituminous pressed or molded fabricated materials	24	345	264	-	-
534	Miscellaneous fabricated materials	595	17 739	3 244	704	1 255
994	Total	795,671	50 234 088	10 678 739	2 787 246	1 938 784
SECTION V:						
End products, inedible (C.L.):						
536	Power boilers	714	24 519	4 742	2 949	550
538	Engines and turbines, general purpose	127	7 147	1 365	991	-
539	Electric generators and motors	197	5 457	844	1 342	-
540	General purpose industrial machinery, n.e.s.	1,508	42 931	4 952	5 651	396
542	Conveying, elevating and materials handling equipment	502	13 873	2 709	2 752	836
544	Construction and maintenance machinery and equipment	1,386	40 100	6 598	1 273	64
546	Special industry machinery, n.e.s.	568	17 978	4 986	27 919	504
548	Agricultural machinery and equipment	2,709	42 752	16 580	52 872	324
550	Tractors	305	7 469	663	25 036	22

See footnote(s) at end of table.

TABLEAU 1. Marchandises payantes transportées par chemin de fer au Canada - Sommaire, 1982

Total freight traffic(1) (initial haul), 1982	Unloaded from railway cars	Delivered to other railways	Delivered to United States rail	Type de marchandise	No
Total du trafic de marchandises(1) (transport initial), 1982	Déchargées du wagon	Remises aux autres chemins de fer	Remises au réseau des Etats-Unis		
	metric - tonnes - métriques				
				SECTION IV:	
				Demi-produits, non comestibles (charge complète):	
312 462	173 347	69 353	100 392	Phosphates d'ammonium	414
7 681 412	4 532 739	208 851	3 169 093	Chlorure (muriate) de potassium	416
1 581 344	632 592	268 358	997 865	Engrais et matières fertilisantes, n.d.a.	418
13 128	12 155	757	950	Produits chimiques agricoles, formulés	420
11 006	10 766	761	228	Adhésifs	422
97 863	50 339	5 396	47 104	Caoutchouc synthétique	424
605 000	511 130	91 749	116 413	Matières plastiques non façonnées, et profilés et formes de base	426
13 659	11 762	3 236	1 967	Pigments, laques colorantes et tonifiants	428
24 383	23 441	6 384	1 785	Peintures et produits connexes	430
429 089	382 853	52 679	33 692	Produits chimiques industriels, n.d.a.	432
1 375 966	1 354 371	219 896	6 114	Essence	434
32 158	32 218	54	-	Carburateurs	436
2 222 709	1 858 795	254 507	247 519	Carburant diesel	438
2 108	1 986	-	122	Kérosène	440
889 746	962 715	90 739	7 641	Mazout, n.d.a.	442
296 302	296 786	29 354	9 363	Huiles et graisses lubrifiantes	444
536 636	493 538	210 817	115 288	Coke de pétrole	446
566 889	554 261	21 559	12 767	Coke, n.d.a.	448
2 990 728	1 302 716	386 647	1 683 174	Gaz raffinés et manufacturés, combustibles (GPL)	450
255 526	255 521	629	15	Asphalte et huiles pour les routes	452
641 597	383 796	181 502	174 477	Autres dérivés du pétrole et de la houille	454
46 955	29 150	30 721	16 686	Ferro-alliages	456
42 167	35 274	15 434	6 766	Fonte en gueuses	458
630 374	490 735	245 713	183 076	Lingots, blooms, billettes et brames de fer et d'acier	460
21 357	24 890	1 825	3 415	Fer et acier de formes primaires, n.d.a.	461
113 579	105 766	16 046	6 912	Moulages et forgeages de fer ou d'acier	462
521 321	426 301	51 029	101 134	Barres et tiges d'acier	464
314 009	290 660	115 079	16 533	Tôles d'acier travaille	466
666 252	586 299	79 891	87 386	Feuille et feuillard d'acier	468
215 728	193 177	106 023	15 285	Profilés de charpente et palplanches de fer ou d'acier	470
94 293	69 951	75 597	9 943	Rails et matériel de voie ferrée	472
448 433	432 883	195 076	12 471	Tuyaux et tubes de fer et d'acier	474
20 890	19 600	4 349	824	Fils de fer ou d'acier	476
291 422	200 671	96 568	-	Pâte, poudre, gueuses, lingots et grenaille d'aluminium	478
234 214	131 250	48 880	561 050	Demi-produits à base d'aluminium et d'alliages d'aluminium, n.d.a.	480
327 102	300 495	70 642	26 584	Cuivre et alliages de cuivre formes primaires	482
22 822	21 286	1 539	2 579	Cuivre et alliages de cuivre, n.d.a.	484
119 310	91 547	12 296	27 267	Plomb et alliages	486
15 577	12 177	2 880	4 584	Nickel et alliages	488
79	79	51	-	Etain et alliages	490
406 098	242 613	124 853	170 076	Zinc et alliages	492
12 513	6 143	1 079	5 732	Autres alliages et métaux communs non ferreux	494
18 435	18 357	1 453	63	Réservoirs	496
11 378	10 898	660	271	Boulons, écrous, clous, vis et autres articles de base de quincaillerie	498
42 055	37 828	10 437	1 473	Demi-produits de base en métal, n.d.a.	500
159 926	151 883	4 814	5 326	Produits de base en pierre naturelle, surtout de construction	502
20 152	18 497	722	1 426	Briques et tuiles d'argile	504
46 987	37 985	8 696	6 786	Briques réfractaires et formes similaires	506
38 887	34 047	9 442	5 380	Dolomite et magnésite calcinées	508
15 847	11 982	5 252	2 593	Matière réfractaires, n.d.a.	510
64 428	54 343	15 606	22 777	Produits de base en verre	512
23 206	8 957	989	40 536	Produits de base en amiante et en fibrociment	514
1 348 420	1 044 705	130 592	311 015	Ciment Portland ordinaire	516
3 863	3 223	2 040	-	Tuyau en béton	518
169 173	168 275	1 370	2 149	Produits de base en ciment et en béton, n.d.a.	520
13 027	10 553	90	2 544	Plâtre	522
13 503	13 158	2 114	-	Panneaux et revêtements de gypse	524
7 020	6 829	549	89	Produits de base en gypse, n.d.a.	526
186 881	139 430	70 342	14 819	Chaux hydratée et vive	528
299 331	77 074	77 928	230 680	Produits minéraux non métalliques de base, n.d.a.	530
345	609	-	-	Demi-produits bitumineux pressés ou moulés	532
19 698	17 446	4 242	1 255	Demi-produits divers	534
54 960 116	33 286 302	10 325 626	22 026 928	Total	994
				SECTION V:	
				Produits finals, non comestibles (charge complète):	
28 018	25 726	3 515	3 519	Chaudières mécaniques	536
8 138	7 761	1 227	515	Moteurs et turbines d'usage général	538
8 799	6 235	779	629	Génératrices et moteurs électriques	539
48 978	43 789	7 737	2 403	Machines industrielles d'usage général, n.d.a.	540
17 501	14 987	2 325	2 899	Convoyeurs et appareils de levage et de manutention	542
41 437	42 942	4 206	889	Machines et matériel de construction et d'entretien	544
46 401	43 086	5 556	2 742	Machines industrielles spéciales, n.d.a.	546
95 948	82 033	14 928	15 567	Machines et matériel agricoles	548
32 606	32 686	384	199	Tracteurs	550

Voir note(s) à la fin du tableau.

TABLE 1. Revenue Freight Carried by Railways within Canada - Summary, 1982

No	Commodity	Number of railways cars	Loaded onto railways cars	Received from other railways	Received from United States	
		Nombre de wagons	Chargées sur wagons	En provenance d'autres chemins de fer	En provenance des États-Unis	
					Destined to Canadian points À destination du Canada	Destined to United States points À destination des États-Unis
		cars - wagons	metric - tonnes - métriques			
SECTION V:						
End products, inedible (C.L.):						
552	Railway rolling stock	3,135	74 973	25 095	16 858	1 460
554	Passenger automobiles and chassis	43,385	815 111	157 768	88 060	65 117
556	Motor vehicle engines, accessories, parts and assemblies	23,025	517 890	106 650	1 097 201	149 930
558	Road motor vehicles, n.e.s.	29,999	562 673	57 137	40 052	16 604
560	Ships and boats, aircraft and miscellaneous vehicles, n.e.s. (including parts and accessories)	2,060	35 715	1 574	274	128
562	Rubber tires and tubes	3,761	81 101	7 920	1 774	2 364
564	Communication and related equipment	298	3 580	57	2 344	-
556	Heating equipment	23,025	517 890	106 650	1 097 201	149 930
568	Air-conditioning and refrigeration equipment	3,141	39 968	5 987	737	339
570	Plumbing equipment and fittings	636	8 534	542	612	48
572	Electric lighting, distribution and control equipment, n.e.s.	507	34 516	12 921	1 213	140
574	Furniture and fixtures	3,680	45 727	9 120	8 125	9 971
576	Electric appliances and accessories	5,694	74 206	11 436	7 874	-
577	Other equipment	569	9 391	1 511	1 180	89
578	Facial tissues and paper handkerchiefs	352	4 930	227	380	2 636
579	Apparel and accessories, n.e.s.	291	4 416	1 204	6 044	8 096
580	Toiletries, cleaning preparations and household chemical specialties	5,626	176 542	41 018	18 091	6 611
582	Paper napkins, towels and toilet paper	3,678	56 513	4 448	2 531	15 323
584	Tableware, paper	798	12 460	5 803	937	9 943
586	Kitchen utensils, cutlery and tableware, n.e.s. (excluding silverware)	113	1 057	460	330	450
588	Household and personal equipment, n.e.s.	5,655	73 475	26 204	4 673	10 199
590	Medicinal and pharmaceutical products and supplies (including ophthalmic goods and orthopaedic appliances)	3,865	57 255	9 834	1 622	2 619
592	Printed matter	191	5 973	1 384	3 430	36
594	Stationers' supplies, photographic goods, musical instruments and recreational supplies	35	872	270	1 492	9 946
596	Firearms, weapons and ammunition	394	13 719	2 026	529	43
598	Prefabricated buildings and structures	374	12 237	512	154	-
600	Miscellaneous products, n.e.s.	30	378	861	2 165	-
602	Metal containers	2,157	37 921	13 046	1 212	208
604	Glass containers	296	6 014	881	1 642	341
606	Bags, paper	257	5 856	4 159	679	959
608	Other paper containers	935	16 585	5 231	3 384	7 465
610	Wooden containers	136	2 463	418	2 703	205
612	Shipping and distribution containers and closures, n.e.s. (not C.O.F.C.)	4,195	55 438	8 273	45 431	11 038
614	Containers and closures, n.e.s. (not C.O.F.C.)	16	278	18	194	-
616	Paper end products	2,822	84 926	20 509	5 349	184
618	Plastic end products	1,054	14 121	2 982	876	246
620	Remaining end products	269	5 842	1 164	18 019	229
995	Total	162,606	3 173 026	594 822	1 508 825	335 893
SECTION VI:						
Special types of traffic (C.L.):						
622	Shipping containers returned empty (not C.O.F.C.)	2,483	34 139	7 570	22 382	9 998
624	Mixed carload freight, n.e.s.	52,522	1 373 341	4 479	277 877	41 752
626	Freight forwarder and shipper association traffic	59,274	1 108 694	62 059	68 633	33
628	Piggyback (T.O.F.C.) - Motor common carrier trailers (Plans I and V) (2)	93,905	2 127 674	44	21 846	882
630	Piggyback (C.O.F.C.) - Motor common carrier containers (Plans I and V) (2)	131,814	4 582 335	570	269 207	223
632	Piggyback (T.O.F.C.) - Other trailers (Plans III, IV and open tariff) (2)	-	-	-	-	-
634	Piggyback (C.O.F.C.) - Other containers (Plans III, IV and open tariff) (2)	-	-	-	-	-
996	Total	339,998	9 226 181	74 726	659 945	52 688
997	Grand total, carload traffic	3,099,283	199 026 359	24 623 194	9 757 550	3 371 643
SECTION VII:						
Non-carload freight:						
640	Non-carload shipments (L.C.L., express, etc.)	...	543 136	10 256	26 903	48 341
998	Grand total, carload and non-carload traffic	...	199 569 497	24 633 451	9 784 452	3 419 982

(1) Excludes receipts from other roads in Canada (column 3).

(2) Excludes railway-owned (Plan II) trailers and containers for which data are included under appropriate commodities according to trailer or container contents.

TABLEAU 1. Marchandises payantes transportées par chemin de fer au Canada - Sommaire, 1982

Total freight traffic(1) (initial haul), 1982	Unloaded from railway cars	Delivered to other railways	Delivered to United States rail	Type de marchandise	No
Total du trafic de marchandises(1) (transport initial), 1982	Déchargées du wagon	Remises aux autres chemins de fer	Remises au réseau des Etats-Unis		
metric - tonnes - métriques					
SECTION V:					
Produits finals, non comestibles (charge complète):					
93 291	91 664	16 541	10 183	Matériel ferroviaire roulant	552
968 288	559 138	157 308	409 609	Voitures particulières et châssis	554
1 765 021	1 232 333	195 169	444 168	Moteurs, accessoires, pièces et assemblages de véhicules automobiles	556
619 329	283 750	35 766	356 952	Véhicules automobiles routiers, n.d.a	558
36 117	26 494	6 411	4 788	Navires et bateaux, aéronefs et véhicules divers, n.d.a. (y compris les pièces et accessoires)	560
85 239	71 476	11 086	10 601	Pneus et chambres à air en caoutchouc	562
5 924	5 248	240	494	Matériel de communications et matériel connexe	564
19 547	18 056	3 383	844	Matériel de chauffage	566
41 044	38 581	7 601	850	Matériel de climatisation et de réfrigération	568
9 194	8 752	849	135	Matériel de plomberie et garnitures	570
35 869	28 055	18 172	2 564	Matériel électrique d'éclairage, de distribution et de commande, n.d.a	572
63 823	49 712	11 206	12 026	Meubles et accessoires	574
82 080	76 390	16 807	318	Appareils et accessoires électriques	576
10 660	10 015	1 823	333	Autre matériel	577
7 946	4 744	244	3 185	Papiers-mouchoirs et mouchoirs de papier	578
18 556	9 530	1 984	8 246	Vêtements et accessoires, n.d.a	579
201 244	192 349	43 114	6 800	Articles de toilette, préparations de nettoyage et spécialités chimiques	580
74 367	57 905	4 984	15 928	Serviettes en papier, serviettes et papier de toilette	582
23 340	8 237	7 197	13 709	Articles de table en papier	584
1 837	1 318	501	478	Articles de cuisine, coutellerie et articles de table, n.d.a. (sauf l'argenterie)	586
88 347	70 477	26 017	18 056	Articles ménagers et personnels, n.d.a.	588
60 026	49 584	10 175	10 103	Médicaments, produits pharmaceutiques et fournitures médicales (y compris les articles ophtalmiques et les appareils orthopédiques)	590
9 441	9 270	1 313	242	Imprimés	592
12 350	2 152	391	10 078	Papeterie, articles de photographie, instruments de musique et articles récréatifs	594
14 288	15 228	902	184	Armes à feu, armes et munitions	596
12 391	11 908	951	45	Bâtiments et ouvrages préfabriqués	598
2 543	2 931	431	44	Produits divers, n.d.a.	600
39 336	33 549	17 769	1 063	Contenants en métal	602
7 997	5 909	1 417	1 552	Contenants de verre	604
7 494	6 498	3 887	1 268	Sacs en papier	606
27 434	17 110	5 892	9 664	Autres contenants de papier	608
5 371	5 170	233	385	Contenants en bois	610
111 907	79 378	5 644	35 160	Contenants et conteneurs de livraison et d'expédition, n.d.a. (autres que rail-route)	612
472	296	194	-	Contenants et conteneurs fermés, n.d.a. (autres que rail-route)	614
90 459	54 671	49 485	6 810	Produits finals en papier	616
15 243	10 275	4 404	3 547	Produits finals en plastique	618
24 090	19 620	2 530	3 101	Autres produits finals	620
5 017 744	3 467 014	712 680	1 432 872	Total	995
SECTION VI:					
Transports spéciaux (charge complète):					
66 519	50 631	6 333	17 124	Conteneurs vides retournés à l'expéditeur (autres que rail-route)	622
1 692 970	1 442 869	9 604	244 975	Chargements mixtes, n.d.a.	624
1 177 360	1 141 379	86 329	11 710	Trafic des maisons d'expédition et des groupements d'expéditeurs	626
2 150 202	2 139 548	275	10 423	Piggyback - Remorques (rail-route) des transporteurs publics (plans I et V)(2)	628
4 851 765	4 545 340	11 968	295 027	Piggyback - Conteneurs (rail-route) des transporteurs publics (plans I et V)(2)	630
-	-	-	-	Piggyback - Autres remorques (rail-route) (plans III, IV et tarif général)(2)	632
-	-	-	-	Piggyback - Autres conteneurs (rail-route) (plans III, IV et tarif général)(2)	634
9 938 814	9 319 766	114 509	579 261	Total	996
212 155 552	183 623 187	25 296 233	27 859 329	Total général du trafic charge complète	997
SECTION VII:					
Trafic des chargements de détail:					
618 380	458 760	56 647	113 229	Livraisons de marchandises de détail (tarifs grande et petite vitesse)	640
212 773 931	184 081 948	25 352 880	27 972 560	Total général, charges complètes et chargements de détail	998

(1) Ne comprend pas les recettes provenant d'autres chemins de fer au Canada (rubrique 3).

(2) Non compris les remorques et conteneurs qui sont la propriété des compagnies ferroviaires (plan II) et dont le fret a été classé par type de marchandise suivant le contenu de la remorque ou conteneur.

TABLE 2. Revenue Freight Carried by Railways Within Canada, 1982

No.	Commodity		Class I - Classe I		Class II - Classe II			
			Canadian National Canadien National	Canadian Pacific Canadien Pacifique	Algoma Central	British Columbia Railway	Canada Southern (Consolidated Rail)	Chesapeake and Ohio
Section I:								
Live animals (C.L.):								
002. Cattle:								
1	Number of railway cars loaded	carloads	1,806	2,813	-	-	-	-
2	Loaded onto railway cars in Canada	metric tonnes	43 779	44 381	-	-	-	-
3	Received from other railways in Canada	" "	64	-	-	-	-	-
Received from United States rail:								
4	Destined to Canadian points	" "	-	-	-	-	-	-
5	Destined to United States points	" "	-	-	-	-	-	-
6	Total freight traffic carried(1)	" "	43 843	44 381	-	-	-	-
7	Unloaded from railway cars in Canada	" "	43 842	44 126	-	-	-	-
8	Delivered to other railways in Canada	" "	-	255	-	-	-	-
9	Delivered to United States rail connections	" "	-	-	-	-	-	-
004. Swine:								
10	Number of railway cars loaded	carloads	-	-	-	-	-	-
11	Loaded onto railway cars in Canada	metric tonnes	-	-	-	-	-	-
12	Received from other railways in Canada	" "	-	-	-	-	-	-
Received from United States rail:								
13	Destined to Canadian points	" "	-	-	-	-	-	-
14	Destined to United States points	" "	-	-	-	-	-	-
15	Total freight traffic carried(1)	" "	-	-	-	-	-	-
16	Unloaded from railway cars in Canada	" "	-	-	-	-	-	-
17	Delivered to other railways in Canada	" "	-	-	-	-	-	-
18	Delivered to United States rail connections	" "	-	-	-	-	-	-
006. Horses, mules and donkeys:								
19	Number of railway cars loaded	carloads	-	-	-	-	-	-
20	Loaded onto railway cars in Canada	metric tonnes	-	-	-	-	-	-
21	Received from other railways in Canada	" "	-	-	-	-	-	-
Received from United States rail:								
22	Destined to Canadian points	" "	-	-	-	-	-	-
23	Destined to United States points	" "	-	-	-	-	-	-
24	Total freight traffic carried(1)	" "	-	-	-	-	-	-
25	Unloaded from railway cars in Canada	" "	-	-	-	-	-	-
26	Delivered to other railways in Canada	" "	-	-	-	-	-	-
27	Delivered to United States rail connections	" "	-	-	-	-	-	-
008. Live animals, n.e.s.:								
28	Number of railway cars loaded	carloads	17	34	-	-	-	-
29	Loaded onto railway cars in Canada	metric tonnes	313	466	-	-	-	-
30	Received from other railways in Canada	" "	-	-	-	-	-	-
Received from United States rail:								
31	Destined to Canadian points	" "	-	174	-	-	-	-
32	Destined to United States points	" "	-	-	-	-	-	-
33	Total freight traffic carried(1)	" "	313	640	-	-	-	-
34	Unloaded from railway cars in Canada	" "	313	552	-	-	-	-
35	Delivered to other railways in Canada	" "	-	89	-	-	-	-
36	Delivered to United States rail connections	" "	-	-	-	-	-	-
991. Total:								
37	Number of railway cars loaded	carloads	1,823	2,847	-	-	-	-
38	Loaded onto railway cars in Canada	metric tonnes	44 092	44 848	-	-	-	-
39	Received from other railways in Canada	" "	64	-	-	-	-	-
Received from United States rail:								
40	Destined to Canadian points	" "	-	174	-	-	-	-
41	Destined to United States points	" "	-	-	-	-	-	-
42	Total freight traffic carried(1)	" "	44 156	45 022	-	-	-	-
43	Unloaded from railway cars in Canada	" "	44 155	44 678	-	-	-	-
44	Delivered to other railways in Canada	" "	-	344	-	-	-	-
45	Delivered to United States rail connections	" "	-	-	-	-	-	-
Section II:								
Food, feed, beverages and tobacco (C.L.):								
010. Meat, fresh or chilled:								
46	Number of railway cars loaded	carloads	1,059	2,417	-	-	-	-
47	Loaded onto railway cars in Canada	metric tonnes	31 987	66 683	-	-	-	-
48	Received from other railways in Canada	" "	11 440	57	-	-	-	-
Received from United States rail:								
49	Destined to Canadian points	" "	-	-	-	-	-	-
50	Destined to United States points	" "	-	-	-	-	-	-
51	Total freight traffic carried(1)	" "	43 427	66 740	-	-	-	-
52	Unloaded from railway cars in Canada	" "	43 380	57 201	-	-	-	-
53	Delivered to other railways in Canada	" "	47	9 539	-	-	-	-
54	Delivered to United States rail connections	" "	-	-	-	-	-	-

See footnote(s) at end of table.

TABLEAU 2. Marchandises payantes transportées par chemin de fer au Canada, 1982

Class II - Classe II				Grand total all Railways Total général tous chemins de fer	Type de marchandise	No
Toronto, Hamilton and Buffalo	Ontario Northland	Quebec North Shore and Labrador	All other Tous autres			
					Section I:	
					Animaux vivants (charge complète):	
					002. Bovins:	
				4,619	wagon	Nombre de wagons chargés
				88 160	tonnes métriques	Chargées sur wagons au Canada
			50	114	" "	En provenance d'autres chemins de fer au Canada
					" "	En provenance des Etats-Unis:
					" "	A destination du Canada
					" "	A destination des Etats-Unis
			50	88 274	" "	Total du trafic marchandises transportées(1)
			50	88 018	" "	Déchargées du wagon au Canada
				255	" "	Remises aux autres chemins de fer au Canada
					" "	Remises au réseau des Etats-Unis
						004. Porcs:
					wagon	Nombre de wagons chargés
					tonnes métriques	Chargées sur wagons au Canada
					" "	En provenance d'autres chemins de fer au Canada
					" "	En provenance des Etats-Unis:
					" "	A destination du Canada
					" "	A destination des Etats-Unis
					" "	Total du trafic marchandises transportées(1)
					" "	Déchargées du wagon au Canada
					" "	Remises aux autres chemins de fer au Canada
					" "	Remises au réseau des Etats-Unis
						006. Chevaux, mulets et ânes:
					wagon	Nombre de wagons chargés
					tonnes métriques	Chargées sur wagons au Canada
					" "	En provenance d'autres chemins de fer au Canada
					" "	En provenance des Etats-Unis:
					" "	A destination du Canada
					" "	A destination des Etats-Unis
					" "	Total du trafic marchandises transportées(1)
					" "	Déchargées du wagon au Canada
					" "	Remises aux autres chemins de fer au Canada
					" "	Remises au réseau des Etats-Unis
						008. Animaux vivants, n.d.a.:
				51	wagon	Nombre de wagons chargés
				779	tonnes métriques	Chargées sur wagons au Canada
					" "	En provenance d'autres chemins de fer au Canada
					" "	En provenance des Etats-Unis:
				174	" "	A destination du Canada
					" "	A destination des Etats-Unis
				953	" "	Total du trafic marchandises transportées(1)
				865	" "	Déchargées du wagon au Canada
				89	" "	Remises aux autres chemins de fer au Canada
					" "	Remises au réseau des Etats-Unis
						991. Total:
				4,670	wagon	Nombre de wagons chargés
				88 940	tonnes métriques	Chargées sur wagons au Canada
			50	114	" "	En provenance d'autres chemins de fer au Canada
					" "	En provenance des Etats-Unis:
				174	" "	A destination du Canada
					" "	A destination des Etats-Unis
			50	89 228	" "	Total du trafic marchandises transportées(1)
			50	88 883	" "	Déchargées du wagon au Canada
				344	" "	Remises aux autres chemins de fer au Canada
					" "	Remises au réseau des Etats-Unis
						Section II:
						Denrées alimentaires, aliments pour animaux, boissons et tabacs (charge complète):
						010. Viande fraîche ou réfrigérée:
				3,476	wagon	Nombre de wagons chargés
				98 670	tonnes métriques	Chargées sur wagons au Canada
				11 497	" "	En provenance d'autres chemins de fer au Canada
					" "	En provenance des Etats-Unis:
					" "	A destination du Canada
					" "	A destination des Etats-Unis
				110 167	" "	Total du trafic marchandises transportées(1)
				100 581	" "	Déchargées du wagon au Canada
				9 586	" "	Remises aux autres chemins de fer au Canada
					" "	Remises au réseau des Etats-Unis

Voir note(s) à la fin du tableau.

TABLE 2. Revenue Freight Carried by Railways Within Canada, 1982

No.	Commodity		Class I - Classe I		Class II - Classe II			
			Canadian National	Canadian Pacific	Algoma Central	British Columbia Railway	Canada Southern (Consolidated Rail)	Chesapeake and Ohio
Food, feed, beverages and tobacco (C.L.):								
012. Meat, frozen:								
1	Number of railway cars loaded	carloads	79	32	-	-	-	-
2	Loaded onto railway cars in Canada	metric tonnes	2 480	1 295	-	-	-	-
3	Received from other railways in Canada	" "	-	-	-	-	-	-
	Received from United States rail:							
4	Destined to Canadian points	" "	441	-	-	-	-	-
5	Destined to United States points	" "	-	-	-	-	-	-
6	Total freight traffic carried(1)	" "	2 921	1 295	-	-	-	-
7	Unloaded from railway cars in Canada	" "	2 921	1 295	-	-	-	-
8	Delivered to other railways in Canada	" "	-	-	-	-	-	-
9	Delivered to United States rail connections	" "	-	-	-	-	-	-
014. Meat and meat preparations, n.e.s.:								
10	Number of railway cars loaded	carloads	168	3	-	-	-	-
11	Loaded onto railway cars in Canada	metric tonnes	3 504	97	-	-	-	-
12	Received from other railways in Canada	" "	-	34	-	-	-	-
	Received from United States rail:							
13	Destined to Canadian points	" "	92	68	-	-	-	95
14	Destined to United States points	" "	-	144	-	-	-	-
15	Total freight traffic carried(1)	" "	3 596	343	-	-	-	95
16	Unloaded from railway cars in Canada	" "	3 542	108	-	-	-	-
17	Delivered to other railways in Canada	" "	54	91	-	-	-	95
18	Delivered to United States rail connections	" "	-	144	-	-	-	-
016. Fish and marine animals:								
19	Number of railway cars loaded	carloads	116	351	-	-	-	-
20	Loaded onto railway cars in Canada	metric tonnes	4 042	15 024	-	-	-	-
21	Received from other railways in Canada	" "	1 188	156	-	-	-	-
	Received from United States rail:							
22	Destined to Canadian points	" "	49	49	-	-	-	-
23	Destined to United States points	" "	1 943	920	-	-	-	-
24	Total freight traffic carried(1)	" "	7 222	16 149	-	-	-	-
25	Unloaded from railway cars in Canada	" "	3 479	11 747	-	-	-	-
26	Delivered to other railways in Canada	" "	124	3 365	-	-	-	-
27	Delivered to United States rail connections	" "	3 619	1 037	-	-	-	-
018. Butter:								
28	Number of railway cars loaded	carloads	12	-	-	-	-	-
29	Loaded onto railway cars in Canada	metric tonnes	408	-	-	-	-	-
30	Received from other railways in Canada	" "	-	-	-	-	-	-
	Received from United States rail:							
31	Destined to Canadian points	" "	50	-	-	-	-	-
32	Destined to United States points	" "	-	-	-	-	-	24
33	Total freight traffic carried(1)	" "	458	-	-	-	41	24
34	Unloaded from railway cars in Canada	" "	50	-	-	-	-	-
35	Delivered to other railways in Canada	" "	408	-	-	-	-	-
36	Delivered to United States rail connections	" "	-	-	-	-	41	24
020. Cheese:								
37	Number of railway cars loaded	carloads	4	24	-	-	-	-
38	Loaded onto railway cars in Canada	metric tonnes	75	828	-	-	-	-
39	Received from other railways in Canada	" "	-	-	-	-	-	-
	Received from United States rail:							
40	Destined to Canadian points	" "	36	266	-	-	-	-
41	Destined to United States points	" "	-	-	-	-	-	213
42	Total freight traffic carried(1)	" "	111	1 094	-	-	-	213
43	Unloaded from railway cars in Canada	" "	112	359	-	-	-	-
44	Delivered to other railways in Canada	" "	-	735	-	-	-	-
45	Delivered to United States rail connections	" "	-	-	-	-	-	213
022. Dairy produce, n.e.s., eggs and honey:								
46	Number of railway cars loaded	carloads	1,047	808	-	-	2	-
47	Loaded onto railway cars in Canada	metric tonnes	47 709	42 473	-	-	41	-
48	Received from other railways in Canada	" "	169	373	-	-	3 962	-
	Received from United States rail:							
49	Destined to Canadian points	" "	107	34	-	-	-	-
50	Destined to United States points	" "	-	134	-	-	-	-
51	Total freight traffic carried(1)	" "	47 985	43 014	-	-	4 003	83
52	Unloaded from railway cars in Canada	" "	13 706	12 739	-	-	-	-
53	Delivered to other railways in Canada	" "	5 280	1 794	-	-	-	-
54	Delivered to United States rail connections	" "	28 999	28 480	-	-	4 002	83

See footnote(s) at end of table

TABLEAU 2. Marchandises payantes transportées par chemin de fer au Canada, 1982

Class II - Classe II				Grand total all Railways Total général tous chemins de fer	Type de marchandise	No
Toronto, Hamilton and Buffalo	Ontario Northland	Quebec North Shore and Labrador	All other Tous autres			
					Denrées alimentaires, aliments pour animaux, boissons et tabacs (charge complète):	
					012. Viande congelée:	
				111 wagon	Nombre de wagons chargés	1
				3 775 tonnes métriques	Chargées sur wagons au Canada	2
					En provenance d'autres chemins de fer au Canada	3
				441 " "	En provenance des Etats-Unis:	
					A destination du Canada	4
					A destination des Etats-Unis	5
				4 216 " "	Total du trafic marchandises transportées(1)	6
				4 216 " "	Déchargées du wagon au Canada	7
					Remises aux autres chemins de fer au Canada	8
					Remises au réseau des Etats-Unis	9
					014. Viandes et préparations à base de viandes, n.d.a.:	
				171 wagon	Nombre de wagons chargés	10
				3 601 tonnes métriques	Chargées sur wagons au Canada	11
			91	125 " "	En provenance d'autres chemins de fer au Canada	12
					En provenance des Etats-Unis:	
				255 " "	A destination du Canada	13
				144 " "	A destination des Etats-Unis	14
			91	4 125 " "	Total du trafic marchandises transportées(1)	15
				3 741 " "	Déchargées du wagon au Canada	16
				240 " "	Remises aux autres chemins de fer au Canada	17
				144 " "	Remises au réseau des Etats-Unis	18
					016. Poissons et animaux marins:	
			1	468 wagon	Nombre de wagons chargés	19
			48	19 114 tonnes métriques	Chargées sur wagons au Canada	20
			4 721	6 065 " "	En provenance d'autres chemins de fer au Canada	21
					En provenance des Etats-Unis:	
			672	770 " "	A destination du Canada	22
				2 863 " "	A destination des Etats-Unis	23
			5 441	28 812 " "	Total du trafic marchandises transportées(1)	24
				16 904 " "	Déchargées du wagon au Canada	25
				6 935 " "	Remises aux autres chemins de fer au Canada	26
			318	4 974 " "	Remises au réseau des Etats-Unis	27
					018. Beurre:	
				12 wagon	Nombre de wagons chargés	28
				408 tonnes métriques	Chargées sur wagons au Canada	29
			417	458 " "	En provenance d'autres chemins de fer au Canada	30
					En provenance des Etats-Unis:	
				50 " "	A destination du Canada	31
				24 " "	A destination des Etats-Unis	32
			417	940 " "	Total du trafic marchandises transportées(1)	33
				467 " "	Déchargées du wagon au Canada	34
				408 " "	Remises aux autres chemins de fer au Canada	35
				65 " "	Remises au réseau des Etats-Unis	36
					020. Fromage:	
				28 wagon	Nombre de wagons chargés	37
				903 tonnes métriques	Chargées sur wagons au Canada	38
			731	731 " "	En provenance d'autres chemins de fer au Canada	39
					En provenance des Etats-Unis:	
				302 " "	A destination du Canada	40
				213 " "	A destination des Etats-Unis	41
			731	2 149 " "	Total du trafic marchandises transportées(1)	42
				1 202 " "	Déchargées du wagon au Canada	43
				735 " "	Remises aux autres chemins de fer au Canada	44
				213 " "	Remises au réseau des Etats-Unis	45
					022. Produits laitiers, n.d.a., oeufs et miel:	
			83	1 940 wagon	Nombre de wagons chargés	46
			4 409	94 632 tonnes métriques	Chargées sur wagons au Canada	47
			7 120	11 624 " "	En provenance d'autres chemins de fer au Canada	48
					En provenance des Etats-Unis:	
				141 " "	A destination du Canada	49
				217 " "	A destination des Etats-Unis	50
			11 529	106 614 " "	Total du trafic marchandises transportées(1)	51
				33 518 " "	Déchargées du wagon au Canada	52
				7 360 " "	Remises aux autres chemins de fer au Canada	53
			4 170	65 734 " "	Remises au réseau des Etats-Unis	54

Voir note(s) à la fin du tableau.

TABLE 2. Revenue Freight Carried by Railways Within Canada, 1982

No.	Commodity		Class I - Classe I		Class II - Classe II			
			Canadian National Canadien National	Canadian Pacific Canadien Pacifique	Algoma Central	British Columbia Railway	Canada Southern (Consolidated Rail)	Chesapeake and Ohio
Food, feed, beverages and tobacco (C.L.):								
024. Barley:								
1	Number of railway cars loaded	carloads	59,816	43,772	-	1,384	-	4
2	Loaded onto railway cars in Canada	metric tonnes	3 885 412	3 140 823	-	86 848	-	298
3	Received from other railways in Canada	" "	186 266	40 897	-	-	61	-
4	Received from United States rail:							
5	Destined to Canadian points	" "	289	148	-	-	-	-
6	Destined to United States points	" "	68	-	-	-	-	1 949
6	Total freight traffic carried(1)	" "	4 072 035	3 181 868	-	86 848	61	2 247
7	Unloaded from railway cars in Canada	" "	3 832 143	3 113 835	-	71 144	61	-
8	Delivered to other railways in Canada	" "	111 224	67 993	-	15 703	-	298
9	Delivered to United States rail connections	" "	128 668	39	-	-	-	1 949
026. Corn:								
10	Number of railway cars loaded	carloads	2,851	1 736	-	-	455	1,733
11	Loaded onto railway cars in Canada	metric tonnes	192 312	117 299	-	-	37 645	141 824
12	Received from other railways in Canada	" "	23 661	120 449	-	-	-	-
13	Received from United States rail:							
14	Destined to Canadian points	" "	295 954	42 988	-	-	96	8 987
15	Destined to United States points	" "	193 608	18 449	-	-	-	61 254
15	Total freight traffic carried(1)	" "	705 535	299 185	-	-	37 741	212 065
16	Unloaded from railway cars in Canada	" "	349 252	211 710	-	-	-	11 862
17	Delivered to other railways in Canada	" "	162 585	31 568	-	-	37 485	138 949
18	Delivered to United States rail connections	" "	193 698	55 906	-	-	256	61 254
028. Oats:								
19	Number of railway cars loaded	carloads	4,649	2,243	-	226	-	-
20	Loaded onto railway cars in Canada	metric tonnes	268 410	131 365	-	12 254	-	-
21	Received from other railways in Canada	" "	14 113	3 642	-	-	-	102
22	Received from United States rail:							
23	Destined to Canadian points	" "	4 417	71	-	-	-	54
24	Destined to United States points	" "	1 011	16 244	-	-	-	9 141
24	Total freight traffic carried(1)	" "	267 951	151 322	-	12 254	-	9 297
25	Unloaded from railway cars in Canada	" "	268 320	130 451	-	164	-	102
26	Delivered to other railways in Canada	" "	4 508	3 367	-	12 090	-	54
27	Delivered to United States rail connections	" "	15 123	17 503	-	-	-	9 141
030. Rice:								
28	Number of railway cars loaded	carloads	114	66	-	1	-	-
29	Loaded onto railway cars in Canada	metric tonnes	6 901	5 328	-	66	-	-
30	Received from other railways in Canada	" "	445	170	-	-	-	-
31	Received from United States rail:							
32	Destined to Canadian points	" "	12 955	24 077	-	-	55	-
33	Destined to United States points	" "	-	-	-	-	-	-
33	Total freight traffic carried(1)	" "	20 301	29 575	-	66	55	-
34	Unloaded from railway cars in Canada	" "	20 301	29 537	-	-	-	-
35	Delivered to other railways in Canada	" "	-	37	-	66	55	-
36	Delivered to United States rail connections	" "	-	-	-	-	-	-
032. Rye:								
37	Number of railway cars loaded	carloads	1,881	2,882	-	12	-	-
38	Loaded onto railway cars in Canada	metric tonnes	127 889	219 436	-	887	-	-
39	Received from other railways in Canada	" "	1 450	675	-	-	60	-
40	Received from United States rail:							
41	Destined to Canadian points	" "	125	58	-	-	-	-
42	Destined to United States points	" "	-	-	-	-	-	-
42	Total freight traffic carried(1)	" "	129 464	220 169	-	867	60	-
43	Unloaded from railway cars in Canada	" "	122 693	216 073	-	669	-	-
44	Delivered to other railways in Canada	" "	3 217	244	-	219	-	-
45	Delivered to United States rail connections	" "	3 553	3 852	-	-	60	-
034. Wheat:								
46	Number of railway cars loaded	carloads	149,560	189,883	-	651	-	12
47	Loaded onto railway cars in Canada	metric tonnes	10 215 498	13 996 234	-	42 659	-	1 047
48	Received from other railways in Canada	" "	295 758	71 659	-	104	447	-
49	Received from United States rail:							
50	Destined to Canadian points	" "	162 021	209 803	-	-	-	-
51	Destined to United States points	" "	10 434	-	-	-	-	5 152
51	Total freight traffic carried(1)	" "	10 683 711	14 277 696	-	42 763	447	6 199
52	Unloaded from railway cars in Canada	" "	9 929 217	14 048 448	-	36 308	-	694
53	Delivered to other railways in Canada	" "	741 238	19 534	-	6 455	-	347
54	Delivered to United States rail connections	" "	13 258	209 715	-	-	447	5 152

See footnote(s) at end of table.

TABLEAU 2. Marchandises payantes transportées par chemin de fer au Canada, 1982

Class II - Classe II				Grand total all Railways Total général tous chemins de fer	Type de marchandise	No
Toronto, Hamilton and Buffalo	Ontario Northland	Quebec North Shore and Labrador	All other Tous autres			
					Denrées alimentaires, aliments pour animaux, boissons et tabacs (charge complète):	
					024. Orge:	
-	-	-	-	104,976	wagon	Nombre de wagons chargés
-	-	-	-	7 113 381	tonnes métriques	Chargées sur wagons au Canada
-	115	-	54 165	281 504	" "	En provenance d'autres chemins de fer au Canada
-	-	-	-	437	" "	En provenance des Etats-Unis:
-	-	-	-	2 017	" "	A destination du Canada
-	-	-	-	-	" "	A destination des Etats-Unis
-	115	-	54 165	7 397 339	" "	Total du trafic marchandises transportées(1)
-	-	-	-	-	" "	Déchargées du wagon au Canada
-	115	-	54 165	7 071 463	" "	Remises aux autres chemins de fer au Canada
-	-	-	-	195 218	" "	Remises au réseau des Etats-Unis
-	-	-	-	130 656	" "	
					026. Mais:	
-	-	-	5	6,780	wagon	Nombre de wagons chargés
-	-	-	368	489 448	tonnes métriques	Chargées sur wagons au Canada
-	-	-	49 052	193 162	" "	En provenance d'autres chemins de fer au Canada
-	-	-	-	-	" "	En provenance des Etats-Unis:
-	-	-	10 378	358 403	" "	A destination du Canada
-	-	-	-	273 311	" "	A destination des Etats-Unis
-	-	-	59 798	1 314 324	" "	Total du trafic marchandises transportées(1)
-	-	-	-	-	" "	Déchargées du wagon au Canada
-	-	-	59 543	632 367	" "	Remises aux autres chemins de fer au Canada
-	-	-	256	370 843	" "	Remises au réseau des Etats-Unis
-	-	-	-	311 114	" "	
					028. Avoine:	
-	-	-	-	7,118	wagon	Nombre de wagons chargés
-	-	-	-	412 029	tonnes métriques	Chargées sur wagons au Canada
45	-	-	2 950	20 852	" "	En provenance d'autres chemins de fer au Canada
-	-	-	-	-	" "	En provenance des Etats-Unis:
-	-	-	-	4 542	" "	A destination du Canada
-	-	-	-	26 396	" "	A destination des Etats-Unis
45	-	-	2 950	463 819	" "	Total du trafic marchandises transportées(1)
45	-	-	-	-	" "	Déchargées du wagon au Canada
-	-	-	2 891	401 973	" "	Remises aux autres chemins de fer au Canada
-	-	-	-	20 019	" "	Remises au réseau des Etats-Unis
-	-	-	59	41 826	" "	
					030. Riz:	
-	-	-	1	182	wagon	Nombre de wagons chargés
-	-	-	54	12 349	tonnes métriques	Chargées sur wagons au Canada
-	-	-	1 194	1 809	" "	En provenance d'autres chemins de fer au Canada
-	-	-	-	-	" "	En provenance des Etats-Unis:
-	-	-	19 274	56 361	" "	A destination du Canada
-	-	-	-	-	" "	A destination des Etats-Unis
-	-	-	20 522	70 519	" "	Total du trafic marchandises transportées(1)
-	-	-	-	-	" "	Déchargées du wagon au Canada
-	-	-	18 349	68 187	" "	Remises aux autres chemins de fer au Canada
-	-	-	2 173	2 331	" "	Remises au réseau des Etats-Unis
-	-	-	-	-	" "	
					032. Seigle:	
-	-	-	-	4,775	wagon	Nombre de wagons chargés
-	-	-	-	348 212	tonnes métriques	Chargées sur wagons au Canada
181	-	-	-	2 366	" "	En provenance d'autres chemins de fer au Canada
-	-	-	-	-	" "	En provenance des Etats-Unis:
-	-	-	-	183	" "	A destination du Canada
-	-	-	-	-	" "	A destination des Etats-Unis
181	-	-	-	350 761	" "	Total du trafic marchandises transportées(1)
181	-	-	-	-	" "	Déchargées du wagon au Canada
-	-	-	-	339 616	" "	Remises aux autres chemins de fer au Canada
-	-	-	-	3 680	" "	Remises au réseau des Etats-Unis
-	-	-	-	7 465	" "	
					034. Blé:	
-	-	-	-	340,106	wagon	Nombre de wagons chargés
-	-	-	-	24 255 438	tonnes métriques	Chargées sur wagons au Canada
12 115	-	-	15 560	395 643	" "	En provenance d'autres chemins de fer au Canada
-	-	-	-	-	" "	En provenance des Etats-Unis:
-	-	-	-	371 824	" "	A destination du Canada
-	-	-	-	15 586	" "	A destination des Etats-Unis
12 115	-	-	15 560	25 038 491	" "	Total du trafic marchandises transportées(1)
11 667	-	-	-	-	" "	Déchargées du wagon au Canada
448	-	-	15 560	24 041 899	" "	Remises aux autres chemins de fer au Canada
-	-	-	-	768 020	" "	Remises au réseau des Etats-Unis
-	-	-	-	228 572	" "	

Voir note(s) à la fin du tableau.

TABLE 2. Revenue Freight Carried by Railways Within Canada, 1982

No.	Commodity		Class I - Classe I		Class II - Classe II			
			Canadian National Canadien National	Canadian Pacific Canadien Pacifique	Algoma Central	British Columbia Railway	Canada Southern (Consolidated Rail)	Chesapeake and Ohio
Food, feed, beverages and tobacco (C.L.):								
036. Cereals unmilled, n.e.s.:								
1	Number of railway cars loaded	carloads	1 615	188	-	158	-	-
2	Loaded onto railway cars in Canada	metric tonnes	96 141	11 714	-	9 876	-	-
3	Received from other railways in Canada	" "	1 857	4 406	-	45	343	-
4	Received from United States rail	" "	-	-	-	-	-	-
5	Destined to Canadian points	" "	14 017	4 749	-	-	-	83
6	Destined to United States points	" "	2 022	258	-	-	-	1 575
7	Total freight traffic carried(1)	" "	114 037	21 127	-	9 921	343	1 658
8	Unloaded from railway cars in Canada	" "	106 161	16 765	-	9 921	-	83
9	Delivered to other railways in Canada	" "	5 645	406	-	-	-	-
10	Delivered to United States rail connections	" "	2 232	3 955	-	-	343	1 575
038. Corn meal and flour:								
11	Number of railway cars loaded	carloads	1	1	-	-	-	-
12	Loaded onto railway cars in Canada	metric tonnes	64	45	-	-	-	-
13	Received from other railways in Canada	" "	1 615	1 490	-	-	-	-
14	Received from United States rail	" "	-	-	-	-	-	-
15	Destined to Canadian points	" "	19 690	10 948	-	-	328	-
16	Destined to United States points	" "	580	91	-	-	-	-
17	Total freight traffic carried(1)	" "	21 949	12 574	-	-	328	-
18	Unloaded from railway cars in Canada	" "	20 515	12 361	-	-	-	-
19	Delivered to other railways in Canada	" "	853	122	-	-	328	-
20	Delivered to United States rail connections	" "	580	91	-	-	-	-
040. Corn starch:								
21	Number of railway cars loaded	carloads	312	6	-	-	-	-
22	Loaded onto railway cars in Canada	metric tonnes	12 445	268	-	-	-	-
23	Received from other railways in Canada	" "	-	151	-	93	-	-
24	Received from United States rail	" "	-	-	-	-	-	-
25	Destined to Canadian points	" "	4 454	626	-	-	-	-
26	Destined to United States points	" "	48 807	18 848	-	-	-	4 608
27	Total freight traffic carried(1)	" "	65 706	19 893	-	93	-	4 608
28	Unloaded from railway cars in Canada	" "	9 011	964	-	93	-	-
29	Delivered to other railways in Canada	" "	7 888	80	-	-	-	-
30	Delivered to United States rail connections	" "	48 807	18 848	-	-	-	4 608
042. Malt and malt flour:								
31	Number of railway cars loaded	carloads	2 609	2 134	-	-	-	-
32	Loaded onto railway cars in Canada	metric tonnes	169 585	155 041	-	-	-	-
33	Received from other railways in Canada	" "	-	338	-	-	3 268	-
34	Received from United States rail	" "	-	-	-	-	-	-
35	Destined to Canadian points	" "	93	68	-	-	-	-
36	Destined to United States points	" "	-	1 715	-	-	-	4 533
37	Total freight traffic carried(1)	" "	169 678	157 162	-	-	3 268	4 533
38	Unloaded from railway cars in Canada	" "	138 427	149 053	-	-	-	-
39	Delivered to other railways in Canada	" "	573	2 849	-	-	-	-
40	Delivered to United States rail connections	" "	30 676	5 260	-	-	3 268	4 533
044. Wheat flour:								
41	Number of railway cars loaded	carloads	6 402	5 725	-	-	-	-
42	Loaded onto railway cars in Canada	metric tonnes	253 197	250 149	-	-	-	-
43	Received from other railways in Canada	" "	98 390	22 892	-	421	239	-
44	Received from United States rail	" "	-	-	-	-	-	-
45	Destined to Canadian points	" "	20 077	162	-	-	-	-
46	Destined to United States points	" "	5 968	6 623	-	-	-	4 284
47	Total freight traffic carried(1)	" "	377 632	279 826	-	421	239	4 284
48	Unloaded from railway cars in Canada	" "	363 278	163 490	-	421	-	-
49	Delivered to other railways in Canada	" "	6 878	109 514	-	-	-	-
50	Delivered to United States rail connections	" "	7 475	6 822	-	-	239	4 284
048. Cereals milled, n.e.s.:								
51	Number of railway cars loaded	carloads	350	1 601	-	-	-	-
52	Loaded onto railway cars in Canada	metric tonnes	14 271	55 062	-	-	-	-
53	Received from other railways in Canada	" "	2 584	83	-	199	240	-
54	Received from United States rail	" "	-	-	-	-	-	-
55	Destined to Canadian points	" "	10 189	1 913	-	-	163	-
56	Destined to United States points	" "	918	100	-	-	-	760
57	Total freight traffic carried(1)	" "	27 962	57 158	-	199	403	760
58	Unloaded from railway cars in Canada	" "	25 846	35 534	-	199	-	-
59	Delivered to other railways in Canada	" "	753	18 318	-	-	163	-
60	Delivered to United States rail connections	" "	1 363	3 307	-	-	240	760

See footnote(s) at end of table.

TABLEAU 2. Marchandises payantes transportées par chemin de fer au Canada, 1982

Class II - Classe II				Grand total all Railways Total général tous chemins de fer	Type de marchandise	No
Toronto, Hamilton and Buffalo	Ontario Northland	Quebec North Shore and Labrador	All other Tous autres			
					Denrées alimentaires, aliments pour animaux, boissons et tabacs (charge complète):	
					036. Céréales non moulues, n.d.a.:	
				1 961	wagon	Nombre de wagons chargés
				117 731	tonnes métriques	Chargées sur wagons au Canada
343			347	7 341	" "	En provenance d'autres chemins de fer au Canada
			270	19 119	" "	En provenance des Etats-Unis:
				3 855	" "	A destination du Canada
					" "	A destination des Etats-Unis
343			617	148 046	" "	Total du trafic marchandises transportées(1)
			347	133 277	" "	Déchargées du wagon au Canada
343			270	6 664	" "	Remises aux autres chemins de fer au Canada
				8 105	" "	Remises au réseau des Etats-Unis
						038. Farine et semoule de maïs:
				2	wagon	Nombre de wagons chargés
				109	tonnes métriques	Chargées sur wagons au Canada
			195	3 300	" "	En provenance d'autres chemins de fer au Canada
					" "	En provenance des Etats-Unis:
			11 299	42 265	" "	A destination du Canada
				671	" "	A destination des Etats-Unis
			11 494	46 345	" "	Total du trafic marchandises transportées(1)
			7 601	40 477	" "	Déchargées du wagon au Canada
			3 893	5 196	" "	Remises aux autres chemins de fer au Canada
				671	" "	Remises au réseau des Etats-Unis
						040. Fecule de maïs:
				318	wagon	Nombre de wagons chargés
				12 713	tonnes métriques	Chargées sur wagons au Canada
			3 518	3 762	" "	En provenance d'autres chemins de fer au Canada
					" "	En provenance des Etats-Unis:
			121	5 201	" "	A destination du Canada
			2 916	75 179	" "	A destination des Etats-Unis
			8 555	96 855	" "	Total du trafic marchandises transportées(1)
			3 472	13 540	" "	Déchargées du wagon au Canada
			167	8 135	" "	Remises aux autres chemins de fer au Canada
			2 916	75 179	" "	Remises au réseau des Etats-Unis
						042. Malt et farine de malt:
			3	4,746	wagon	Nombre de wagons chargés
			88	324 714	tonnes métriques	Chargées sur wagons au Canada
2 806			836	7 248	" "	En provenance d'autres chemins de fer au Canada
					" "	En provenance des Etats-Unis:
				161	" "	A destination du Canada
				6 248	" "	A destination des Etats-Unis
2 806			924	338 371	" "	Total du trafic marchandises transportées(1)
			685	288 165	" "	Déchargées du wagon au Canada
2 806			88	6 316	" "	Remises aux autres chemins de fer au Canada
			152	43 889	" "	Remises au réseau des Etats-Unis
						044. Farine de blé:
		6		12,623	wagon	Nombre de wagons chargés
18 546		178		522 070	tonnes métriques	Chargées sur wagons au Canada
894			27 271	150 107	" "	En provenance d'autres chemins de fer au Canada
					" "	En provenance des Etats-Unis:
			263	20 502	" "	A destination du Canada
				16 875	" "	A destination des Etats-Unis
19 440		178	27 534	709 554	" "	Total du trafic marchandises transportées(1)
654		178	27 534	555 555	" "	Déchargées du wagon au Canada
18 785				135 177	" "	Remises aux autres chemins de fer au Canada
				18 820	" "	Remises au réseau des Etats-Unis
						046. Céréales moulues, n.d.a.:
				1,951	wagon	Nombre de wagons chargés
				69 333	tonnes métriques	Chargées sur wagons au Canada
138			8 948	12 242	" "	En provenance d'autres chemins de fer au Canada
					" "	En provenance des Etats-Unis:
			364	12 629	" "	A destination du Canada
				1 778	" "	A destination des Etats-Unis
188			9 312	95 982	" "	Total du trafic marchandises transportées(1)
			8 153	69 732	" "	Déchargées du wagon au Canada
188			83	19 505	" "	Remises aux autres chemins de fer au Canada
			1 076	6 746	" "	Remises au réseau des Etats-Unis

Voir note(s) à la fin du tableau.

TABLE 2. Revenue Freight Carried by Railways Within Canada, 1982

No.	Commodity		Class I - Classe I		Class II - Classe II			
			Canadian National Canadien National	Canadian Pacific Canadien Pacifique	Algoma Central	British Columbia Railway	Canada Southern (Consolidated Rail)	Chesapeake and Ohio
Food, feed, beverages and tobacco (C.L.):								
048. Bakery products:								
1	Number of railway cars loaded	carloads	311	321	-	-	37	-
2	Loaded onto railway cars in Canada	metric tonnes	7 578	5 607	-	-	699	-
3	Received from other railways in Canada	" "	-	43	-	-	-	-
	Received from United States rail:							
4	Destined to Canadian points	" "	339	-	-	-	11	-
5	Destined to United States points	" "	212	-	-	-	-	38
6	Total freight traffic carried(1)	" "	8 129	5 650	-	-	710	38
7	Unloaded from railway cars in Canada	" "	7 101	4 512	-	-	11	-
8	Delivered to other railways in Canada	" "	816	1 138	-	-	-	-
9	Delivered to United States rail connections	" "	212	-	-	-	699	38
050. Cereal products:								
10	Number of railway cars loaded	carloads	3 810	947	-	-	165	-
11	Loaded onto railway cars in Canada	metric tonnes	70 968	24 416	-	-	2 275	-
12	Received from other railways in Canada	" "	1 077	2 901	-	-	-	-
	Received from United States rail:							
13	Destined to Canadian points	" "	2 775	941	-	-	583	-
14	Destined to United States points	" "	4 296	199	-	-	-	455
15	Total freight traffic carried(1)	" "	79 116	28 457	-	-	2 858	455
16	Unloaded from railway cars in Canada	" "	62 732	18 534	-	-	-	-
17	Delivered to other railways in Canada	" "	12 088	9 724	-	-	2 488	-
18	Delivered to United States rail connections	" "	4 296	199	-	-	370	455
052. Farinaceous substances and flour, n.e.s., for use as food:								
19	Number of railway cars loaded	carloads	166	138	-	-	-	-
20	Loaded onto railway cars in Canada	metric tonnes	7 531	6 266	-	-	-	-
21	Received from other railways in Canada	" "	82	250	-	-	-	-
	Received from United States rail:							
22	Destined to Canadian points	" "	191	1 735	-	-	21	-
23	Destined to United States points	" "	-	416	-	-	-	200
24	Total freight traffic carried(1)	" "	7 804	8 667	-	-	21	200
25	Unloaded from railway cars in Canada	" "	6 301	6 327	-	-	21	-
26	Delivered to other railways in Canada	" "	1 501	1 925	-	-	-	-
27	Delivered to United States rail connections	" "	-	416	-	-	-	200
054. Apples:								
28	Number of railway cars loaded	carloads	9	-	-	-	-	-
29	Loaded onto railway cars in Canada	metric tonnes	266	-	-	-	-	-
30	Received from other railways in Canada	" "	-	42	-	-	-	-
	Received from United States rail:							
31	Destined to Canadian points	" "	5 677	1 809	-	-	-	-
32	Destined to United States points	" "	-	-	-	-	-	-
33	Total freight traffic carried(1)	" "	5 943	1 851	-	-	-	-
34	Unloaded from railway cars in Canada	" "	5 943	1 851	-	-	-	-
35	Delivered to other railways in Canada	" "	-	-	-	-	-	-
36	Delivered to United States rail connections	" "	-	-	-	-	-	-
056. Bananas:								
37	Number of railway cars loaded	carloads	-	-	-	-	-	-
38	Loaded onto railway cars in Canada	metric tonnes	-	-	-	-	-	-
39	Received from other railways in Canada	" "	-	-	-	-	-	-
	Received from United States rail:							
40	Destined to Canadian points	" "	-	-	-	-	-	-
41	Destined to United States points	" "	-	-	-	-	-	-
42	Total freight traffic carried(1)	" "	-	-	-	-	-	-
43	Unloaded from railway cars in Canada	" "	-	-	-	-	-	-
44	Delivered to other railways in Canada	" "	-	-	-	-	-	-
45	Delivered to United States rail connections	" "	-	-	-	-	-	-
058. Oranges:								
46	Number of railway cars loaded	carloads	92	138	-	-	-	-
47	Loaded onto railway cars in Canada	metric tonnes	2 379	3 494	-	-	-	-
48	Received from other railways in Canada	" "	391	132	-	-	-	-
	Received from United States rail:							
49	Destined to Canadian points	" "	85 988	5 885	-	-	-	-
50	Destined to United States points	" "	-	-	-	-	-	-
51	Total freight traffic carried(1)	" "	88 758	9 511	-	-	-	-
52	Unloaded from railway cars in Canada	" "	88 637	9 466	-	-	-	-
53	Delivered to other railways in Canada	" "	120	-	-	-	-	-
54	Delivered to United States rail connections	" "	-	45	-	-	-	-

See footnote(s) at end of table.

TABLEAU 2. Marchandises payantes transportées par chemin de fer au Canada, 1982

Class II - Classe II				Grand total all Railways	Type de marchandise	No
Toronto, Hamilton and Buffalo	Ontario Northland	Quebec North Shore and Labrador	All other Tous autres	Total general tous chemins de fer		
					Denrees alimentaires, aliments pour animaux, boissons et tabacs (charge complete):	
					048. Produits de boulangerie:	
			1	670	wagon	Nombre de wagons chargés
			8	13 892	tonnes métriques	Chargées sur wagons au Canada
			1 977	2 020	" "	En provenance d'autres chemins de fer au Canada
					" "	En provenance des Etats-Unis:
				350	" "	A destination du Canada
				250	" "	A destination des Etats-Unis
			1 985	16 512	" "	Total du trafic marchandises transportées(1)
			564	12 188	" "	Déchargées du wagon au Canada
			1 412	3 366	" "	Remises aux autres chemins de fer au Canada
			8	957	" "	Remises au réseau des Etats-Unis
					" "	050. Produits a base de céréales:
			6	4,928	wagon	Nombre de wagons chargés
			112	97 771	tonnes métriques	Chargées sur wagons au Canada
1 813	616		16 452	22 859	" "	En provenance d'autres chemins de fer au Canada
					" "	En provenance des Etats-Unis:
			156	4 455	" "	A destination du Canada
			56	5 006	" "	A destination des Etats-Unis
1 813	616		16 776	130 091	" "	Total du trafic marchandises transportées(1)
			16 592	98 283	" "	Déchargées du wagon au Canada
1 813	425		55	26 359	" "	Remises aux autres chemins de fer au Canada
	191		129	5 449	" "	Remises au réseau des Etats-Unis
					" "	052. Substances farineuses et farine, n.d.a., destinées à l'alimentation:
			2	306	wagon	Nombre de wagons chargés
			74	13 871	tonnes métriques	Chargées sur wagons au Canada
			2 492	2 824	" "	En provenance d'autres chemins de fer au Canada
					" "	En provenance des Etats-Unis:
			21	1 968	" "	A destination du Canada
				616	" "	A destination des Etats-Unis
			2 587	19 279	" "	Total du trafic marchandises transportées(1)
			2 062	14 711	" "	Déchargées du wagon au Canada
			378	3 804	" "	Remises aux autres chemins de fer au Canada
			147	783	" "	Remises au réseau des Etats-Unis
					" "	054. Pommes:
				9	wagon	Nombre de wagons chargés
				266	tonnes métriques	Chargées sur wagons au Canada
				42	" "	En provenance d'autres chemins de fer au Canada
					" "	En provenance des Etats-Unis:
				7 486	" "	A destination du Canada
					" "	A destination des Etats-Unis
				7 794	" "	Total du trafic marchandises transportées(1)
				7 794	" "	Déchargées du wagon au Canada
					" "	Remises aux autres chemins de fer au Canada
					" "	Remises au réseau des Etats-Unis
					" "	056. Bananes:
					wagon	Nombre de wagons chargés
					tonnes métriques	Chargées sur wagons au Canada
					" "	En provenance d'autres chemins de fer au Canada
					" "	En provenance des Etats-Unis:
					" "	A destination du Canada
					" "	A destination des Etats-Unis
					" "	Total du trafic marchandises transportées(1)
					" "	Déchargées du wagon au Canada
					" "	Remises aux autres chemins de fer au Canada
					" "	Remises au réseau des Etats-Unis
					" "	058. Oranges:
			3	233	wagon	Nombre de wagons chargés
			73	5 946	tonnes métriques	Chargées sur wagons au Canada
	24		769	1 316	" "	En provenance d'autres chemins de fer au Canada
					" "	En provenance des Etats-Unis:
			1 894	93 767	" "	A destination du Canada
					" "	A destination des Etats-Unis
	24		2 736	101 029	" "	Total du trafic marchandises transportées(1)
			1 560	99 687	" "	Déchargées du wagon au Canada
			1 178	1 296	" "	Remises aux autres chemins de fer au Canada
				45	" "	Remises au réseau des Etats-Unis

Voir note(s) à la fin du tableau.

TABLE 2. Revenue Freight Carried by Railways Within Canada, 1982

Commodity		Class I - Classe I		Class II - Classe II			
		Canadian National	Canadian Pacific	Algoma Central	British Columbia Railway	Canada Southern (Consolidated Rail)	Chesapeake and Ohio
No.		Canadian National	Canadian Pacific				
Food, feed, beverages and tobacco (C.L.):							
060. Other citrus fruits:							
1	Number of railway cars loaded						
2	Loaded onto railway cars in Canada						
3	Received from other railways in Canada						
	Received from United States rail:						
4	Destined to Canadian points	7 718	637				
5	Destined to United States points						
6	Total freight traffic carried(1)	7 718	637				
7	Unloaded from railway cars in Canada	7 718	637				
8	Delivered to other railways in Canada						
9	Delivered to United States rail connections						
052. Grapes:							
10	Number of railway cars loaded		1				
11	Loaded onto railway cars in Canada		32				
12	Received from other railways in Canada						
	Received from United States rail:						
13	Destined to Canadian points	35 310	863				
14	Destined to United States points						
15	Total freight traffic carried(1)	35 342	863				
16	Unloaded from railway cars in Canada	35 030	863				
17	Delivered to other railways in Canada		312				
18	Delivered to United States rail connections						
054. Watermelons:							
19	Number of railway cars loaded						
20	Loaded onto railway cars in Canada						
21	Received from other railways in Canada						
	Received from United States rail:						
22	Destined to Canadian points						
23	Destined to United States points						
24	Total freight traffic carried(1)						
25	Unloaded from railway cars in Canada						
26	Delivered to other railways in Canada						
27	Delivered to United States rail connections						
056. Cantaloupes and melons, n.e.s.:							
28	Number of railway cars loaded						
29	Loaded onto railway cars in Canada						
30	Received from other railways in Canada						
	Received from United States rail:		34				
31	Destined to Canadian points	16 132	1 154				
32	Destined to United States points						
33	Total freight traffic carried(1)	16 132	1 188				
34	Unloaded from railway cars in Canada	16 132	1 188				
35	Delivered to other railways in Canada						
36	Delivered to United States rail connections						
058. Peaches:							
37	Number of railway cars loaded						
38	Loaded onto railway cars in Canada						
39	Received from other railways in Canada						
	Received from United States rail:						
40	Destined to Canadian points	345					
41	Destined to United States points						
42	Total freight traffic carried(1)	345					
43	Unloaded from railway cars in Canada	345					
44	Delivered to other railways in Canada						
45	Delivered to United States rail connections						
070. Pears:							
46	Number of railway cars loaded						
47	Loaded onto railway cars in Canada						
48	Received from other railways in Canada						
	Received from United States rail:						
49	Destined to Canadian points	7 075	1 408				
50	Destined to United States points						
51	Total freight traffic carried(1)	7 075	1 408				
52	Unloaded from railway cars in Canada	7 075	1 408				
53	Delivered to other railways in Canada						
54	Delivered to United States rail connections						

See footnote(s) at end of table.

TABLEAU 2. Marchandises payantes transportées par chemin de fer au Canada, 1982

Class II - Classe II				Grand total all Railways Total général tous chemins de fer	Type de marchandise	No
Toronto, Hamilton and Buffalo	Ontario Northland	Quebec North Shore and Labrador	All other Tous autres			
					Denrées alimentaires, aliments pour animaux, boissons et tabacs (charge complète):	
					060. Autres agrumes:	
-	-	-	-	-	wagon	Nombre de wagons chargés
-	-	-	-	-	tonnes métriques	Chargées sur wagons au Canada
-	-	-	-	-	"	En provenance d'autres chemins de fer au Canada
-	-	-	67	8 422	"	En provenance des Etats-Unis:
-	-	-	-	-	"	A destination du Canada
-	-	-	-	-	"	A destination des Etats-Unis
-	-	-	67	8 422	"	Total du trafic marchandises transportées(1)
-	-	-	67	8 422	"	Déchargées du wagon au Canada
-	-	-	-	-	"	Remises aux autres chemins de fer au Canada
-	-	-	-	-	"	Remises au réseau des Etats-Unis
					062. Raisins:	
-	-	-	-	1	wagon	Nombre de wagons chargés
-	-	-	-	32	tonnes métriques	Chargées sur wagons au Canada
-	-	-	-	-	"	En provenance d'autres chemins de fer au Canada
-	-	-	25	36 198	"	En provenance des Etats-Unis:
-	-	-	-	-	"	A destination du Canada
-	-	-	-	-	"	A destination des Etats-Unis
-	-	-	25	36 230	"	Total du trafic marchandises transportées(1)
-	-	-	25	35 918	"	Déchargées du wagon au Canada
-	-	-	-	312	"	Remises aux autres chemins de fer au Canada
-	-	-	-	-	"	Remises au réseau des Etats-Unis
					064. Pastèques:	
-	-	-	-	-	wagon	Nombre de wagons chargés
-	-	-	-	-	tonnes métriques	Chargées sur wagons au Canada
-	-	-	-	-	"	En provenance d'autres chemins de fer au Canada
-	-	-	338	338	"	En provenance des Etats-Unis:
-	-	-	-	-	"	A destination du Canada
-	-	-	-	-	"	A destination des Etats-Unis
-	-	-	338	338	"	Total du trafic marchandises transportées(1)
-	-	-	338	338	"	Déchargées du wagon au Canada
-	-	-	-	-	"	Remises aux autres chemins de fer au Canada
-	-	-	-	-	"	Remises au réseau des Etats-Unis
					066. Cantaloupes et melons, n.d.a.:	
-	-	-	-	-	wagon	Nombre de wagons chargés
-	-	-	-	34	tonnes métriques	Chargées sur wagons au Canada
-	-	-	-	-	"	En provenance d'autres chemins de fer au Canada
-	-	-	27	17 313	"	En provenance des Etats-Unis:
-	-	-	-	-	"	A destination du Canada
-	-	-	-	-	"	A destination des Etats-Unis
-	-	-	27	17 347	"	Total du trafic marchandises transportées(1)
-	-	-	27	17 347	"	Déchargées du wagon au Canada
-	-	-	-	-	"	Remises aux autres chemins de fer au Canada
-	-	-	-	-	"	Remises au réseau des Etats-Unis
					068. Pêches:	
-	-	-	-	-	wagon	Nombre de wagons chargés
-	-	-	-	-	tonnes métriques	Chargées sur wagons au Canada
-	-	-	-	-	"	En provenance d'autres chemins de fer au Canada
-	-	-	-	345	"	En provenance des Etats-Unis:
-	-	-	-	-	"	A destination du Canada
-	-	-	-	-	"	A destination des Etats-Unis
-	-	-	345	345	"	Total du trafic marchandises transportées(1)
-	-	-	345	345	"	Déchargées du wagon au Canada
-	-	-	-	-	"	Remises aux autres chemins de fer au Canada
-	-	-	-	-	"	Remises au réseau des Etats-Unis
					070. Poires:	
-	-	-	-	-	wagon	Nombre de wagons chargés
-	-	-	-	-	tonnes métriques	Chargées sur wagons au Canada
-	-	-	-	-	"	En provenance d'autres chemins de fer au Canada
-	-	-	-	8 483	"	En provenance des Etats-Unis:
-	-	-	-	-	"	A destination du Canada
-	-	-	-	-	"	A destination des Etats-Unis
-	-	-	8 483	8 483	"	Total du trafic marchandises transportées(1)
-	-	-	8 483	8 483	"	Déchargées du wagon au Canada
-	-	-	-	-	"	Remises aux autres chemins de fer au Canada
-	-	-	-	-	"	Remises au réseau des Etats-Unis

Voir note(s) à la fin du tableau.

TABLE 2. Revenue Freight Carried by Railways Within Canada, 1982

No.	Commodity		Class I - Classe I		Class II - Classe II			
			Canadian National Canadien National	Canadian Pacific Canadien Pacifique	Algoma Central	British Columbia Railway	Canada Southern (Consolidated Rail)	Chesapeake and Ohio
Food, feed, beverages and tobacco (C.L.):								
072. Fresh or chilled fruits, n.e.s. and berries:								
1	Number of railway cars loaded	carloads	9	1	-	-	-	-
2	Loaded onto railway cars in Canada	metric tonnes	283	25	-	-	-	-
3	Received from other railways in Canada	" "	-	-	-	-	-	-
Received from United States rail:								
4	Destined to Canadian points	" "	14 691	1 022	-	-	-	-
5	Destined to United States points	" "	-	33	-	-	-	-
6	Total freight traffic carried(1)	" "	14 974	1 080	-	-	-	-
7	Unloaded from railway cars in Canada	" "	14 903	1 048	-	-	-	-
8	Delivered to other railways in Canada	" "	71	-	-	-	-	-
9	Delivered to United States rail connections	" "	-	33	-	-	-	-
074. Frozen fruits and berries:								
10	Number of railway cars loaded	carloads	1	1	-	-	-	-
11	Loaded onto railway cars in Canada	metric tonnes	52	41	-	-	-	-
12	Received from other railways in Canada	" "	272	1 355	-	-	-	-
Received from United States rail:								
13	Destined to Canadian points	" "	3 421	1 084	-	-	-	-
14	Destined to United States points	" "	-	376	-	-	-	86
15	Total freight traffic carried(1)	" "	3 745	2 856	-	-	-	86
16	Unloaded from railway cars in Canada	" "	3 745	2 439	-	-	-	-
17	Delivered to other railways in Canada	" "	-	41	-	-	-	-
18	Delivered to United States rail connections	" "	-	376	-	-	-	86
075. Dried and dehydrated fruits:								
19	Number of railway cars loaded	carloads	2	2	-	-	-	-
20	Loaded onto railway cars in Canada	metric tonnes	61	86	-	-	-	-
21	Received from other railways in Canada	" "	-	103	-	-	-	-
Received from United States rail:								
22	Destined to Canadian points	" "	2 906	641	-	-	-	110
23	Destined to United States points	" "	-	-	-	-	-	-
24	Total freight traffic carried(1)	" "	2 967	830	-	-	-	110
25	Unloaded from railway cars in Canada	" "	2 966	830	-	-	-	110
26	Delivered to other railways in Canada	" "	-	-	-	-	-	-
27	Delivered to United States rail connections	" "	-	-	-	-	-	-
078. Fruit juices and fruit juice concentrates not frozen:								
28	Number of railway cars loaded	carloads	201	15	-	-	-	30
29	Loaded onto railway cars in Canada	metric tonnes	6 690	648	-	-	-	1 088
30	Received from other railways in Canada	" "	83	2 078	-	-	-	-
Received from United States rail:								
31	Destined to Canadian points	" "	5 597	8 959	-	-	446	2 403
32	Destined to United States points	" "	-	-	-	-	-	46
33	Total freight traffic carried(1)	" "	12 370	11 685	-	-	446	3 537
34	Unloaded from railway cars in Canada	" "	10 686	10 955	-	-	-	2 403
35	Delivered to other railways in Canada	" "	1 654	730	-	-	446	1 088
36	Delivered to United States rail connections	" "	32	-	-	-	-	46
080. Fruit juice concentrates, frozen:								
37	Number of railway cars loaded	carloads	75	36	-	-	-	-
38	Loaded onto railway cars in Canada	metric tonnes	2 932	1 811	-	-	-	-
39	Received from other railways in Canada	" "	-	1 884	-	-	-	-
Received from United States rail:								
40	Destined to Canadian points	" "	2 051	2 166	-	-	-	-
41	Destined to United States points	" "	-	45	-	-	-	103
42	Total freight traffic carried(1)	" "	4 983	5 906	-	-	-	103
43	Unloaded from railway cars in Canada	" "	3 504	5 756	-	-	-	-
44	Delivered to other railways in Canada	" "	1 480	105	-	-	-	-
45	Delivered to United States rail connections	" "	-	45	-	-	-	103
082. Fruits and fruit preparations, n.e.s.:								
46	Number of railway cars loaded	carloads	33	40	-	-	3 326	1
47	Loaded onto railway cars in Canada	metric tonnes	1 278	1 564	-	-	109 756	36
48	Received from other railways in Canada	" "	198	928	-	-	-	-
Received from United States rail:								
49	Destined to Canadian points	" "	2 688	536	-	-	57	57
50	Destined to United States points	" "	1 317	103	-	-	-	46
51	Total freight traffic carried(1)	" "	5 481	3 131	-	-	109 813	139
52	Unloaded from railway cars in Canada	" "	3 065	2 054	-	-	57	57
53	Delivered to other railways in Canada	" "	668	974	-	-	109 539	36
54	Delivered to United States rail connections	" "	1 748	103	-	-	217	46

See footnote(s) at end of table.

TABLEAU 2. Marchandises payantes transportées par chemin de fer au Canada, 1982

Class II - Classe II				Grand total all Railways Total général tous chemins de fer	Type de marchandise	No
Toronto, Hamilton and Buffalo	Ontario Northland	Quebec North Shore and Labrador	All other Tous autres			
					Denrées alimentaires, aliments pour animaux, boissons et tabacs (charge comète):	
					072. Fruits frais ou réfrigérés, n.d.a. et baies:	
-	-	-	-	10	wagon	Nombre de wagons chargés
-	-	-	-	308	tonnes métriques	Chargées sur wagons au Canada
-	-	-	25	25	" "	En provenance d'autres chemins de fer au Canada
-	-	-	-	15 761	" "	En provenance des Etats-Unis:
-	-	-	48	33	" "	A destination du Canada
-	-	-	-	33	" "	A destination des Etats-Unis
-	-	-	73	16 127	" "	Total du trafic marchandises transportées(1)
-	-	-	73	16 024	" "	Déchargées du wagon au Canada
-	-	-	-	71	" "	Remises aux autres chemins de fer au Canada
-	-	-	-	33	" "	Remises au réseau des Etats-Unis
					074. Fruits et baies congelés:	
-	-	-	62	64	wagon	Nombre de wagons chargés
-	-	-	2 543	2 636	tonnes métriques	Chargées sur wagons au Canada
-	-	-	-	1 627	" "	En provenance d'autres chemins de fer au Canada
-	-	-	-	4 505	" "	En provenance des Etats-Unis:
-	-	-	-	462	" "	A destination du Canada
-	-	-	-	462	" "	A destination des Etats-Unis
-	-	-	2 543	9 230	" "	Total du trafic marchandises transportées(1)
-	-	-	-	6 184	" "	Déchargées du wagon au Canada
-	-	-	2 543	2 584	" "	Remises aux autres chemins de fer au Canada
-	-	-	-	462	" "	Remises au réseau des Etats-Unis
					076. Fruits séchés et déshydratés:	
-	-	-	-	4	wagon	Nombre de wagons chargés
-	-	-	-	147	tonnes métriques	Chargées sur wagons au Canada
-	-	-	24	127	" "	En provenance d'autres chemins de fer au Canada
-	-	-	-	3 824	" "	En provenance des Etats-Unis:
-	-	-	167	824	" "	A destination du Canada
-	-	-	-	824	" "	A destination des Etats-Unis
-	-	-	191	4 098	" "	Total du trafic marchandises transportées(1)
-	-	-	59	3 965	" "	Déchargées du wagon au Canada
-	-	-	133	133	" "	Remises aux autres chemins de fer au Canada
-	-	-	-	133	" "	Remises au réseau des Etats-Unis
					076. Jus de fruits et concentrés de jus de fruits non congelés:	
-	-	-	1	247	wagon	Nombre de wagons chargés
-	-	-	56	8 482	tonnes métriques	Chargées sur wagons au Canada
39	-	-	1 217	3 417	" "	En provenance d'autres chemins de fer au Canada
-	-	-	-	18 942	" "	En provenance des Etats-Unis:
-	-	-	1 537	46	" "	A destination du Canada
-	-	-	-	46	" "	A destination des Etats-Unis
-	-	-	2 810	30 887	" "	Total du trafic marchandises transportées(1)
-	-	-	2 474	26 518	" "	Déchargées du wagon au Canada
39	-	-	336	4 293	" "	Remises aux autres chemins de fer au Canada
-	-	-	-	78	" "	Remises au réseau des Etats-Unis
					080. Concentrés de jus de fruits congelés:	
-	-	-	-	111	wagon	Nombre de wagons chargés
-	-	-	-	4 743	tonnes métriques	Chargées sur wagons au Canada
62	-	-	795	2 741	" "	En provenance d'autres chemins de fer au Canada
-	-	-	-	4 830	" "	En provenance des Etats-Unis:
-	-	-	613	148	" "	A destination du Canada
-	-	-	-	148	" "	A destination des Etats-Unis
-	-	-	1 408	12 462	" "	Total du trafic marchandises transportées(1)
62	-	-	1 320	10 642	" "	Déchargées du wagon au Canada
-	-	-	88	1 673	" "	Remises aux autres chemins de fer au Canada
-	-	-	-	148	" "	Remises au réseau des Etats-Unis
					082. Fruits et préparations à base de fruits, n.d.a.:	
-	-	-	18	3 418	wagon	Nombre de wagons chargés
-	-	-	795	113 429	tonnes métriques	Chargées sur wagons au Canada
-	-	-	31 213	32 339	" "	En provenance d'autres chemins de fer au Canada
-	-	-	-	9 699	" "	En provenance des Etats-Unis:
-	-	-	6 361	1 466	" "	A destination du Canada
-	-	-	-	1 466	" "	A destination des Etats-Unis
-	-	-	38 369	156 933	" "	Total du trafic marchandises transportées(1)
-	-	-	35 052	40 285	" "	Déchargées du wagon au Canada
-	-	-	3 219	114 436	" "	Remises aux autres chemins de fer au Canada
-	-	-	98	2 212	" "	Remises au réseau des Etats-Unis

Voir note(s) à la fin du tableau.

TABLE 2. Revenue Freight Carried by Railways Within Canada, 1982

Commodity		Class I - Classe I		Class II - Classe II			
		Canadian National Canadien National	Canadian Pacific Canadien Pacifique	Algoma Central	British Columbia Railway	Canada Southern (Consolidated Rail)	Chesapeake and Ohio
Food, feed, beverages and tobacco (C.L.):							
084. Nuts, except oil nuts:							
1	Number of railway cars loaded		43	324	-	-	-
2	Loaded onto railway cars in Canada		1 701	15 769	-	-	-
3	Received from other railways in Canada		6 587	-	-	-	-
	Received from United States rail:						
4	Destined to Canadian points		303	180	-	-	-
5	Destined to United States points		-	36	-	-	-
6	Total freight traffic carried(1)		8 591	15 985	-	-	-
7	Unloaded from railway cars in Canada		6 583	6 797	-	-	-
8	Delivered to other railways in Canada		2 008	9 152	-	-	-
9	Delivered to United States rail connections		-	36	-	-	-
086. Sugar beets:							
10	Number of railway cars loaded		-	-	-	-	-
11	Loaded onto railway cars in Canada		-	-	-	-	-
12	Received from other railways in Canada		-	-	-	-	-
	Received from United States rail:						
13	Destined to Canadian points		-	-	-	-	-
14	Destined to United States points		-	-	-	-	-
15	Total freight traffic carried(1)		-	-	-	-	-
16	Unloaded from railway cars in Canada		-	-	-	-	-
17	Delivered to other railways in Canada		-	-	-	-	-
18	Delivered to United States rail connections		-	-	-	-	-
088. Cabbage:							
19	Number of railway cars loaded		-	-	-	-	-
20	Loaded onto railway cars in Canada		-	-	-	-	-
21	Received from other railways in Canada		-	-	-	-	-
	Received from United States rail:						
22	Destined to Canadian points		105	-	-	-	-
23	Destined to United States points		-	-	-	-	-
24	Total freight traffic carried(1)		105	-	-	-	-
25	Unloaded from railway cars in Canada		105	-	-	-	-
26	Delivered to other railways in Canada		-	-	-	-	-
27	Delivered to United States rail connections		-	-	-	-	-
090. Celery:							
28	Number of railway cars loaded		-	-	-	-	-
29	Loaded onto railway cars in Canada		-	-	-	-	-
30	Received from other railways in Canada		-	-	-	-	-
	Received from United States rail:						
31	Destined to Canadian points		35 110	2 369	-	-	-
32	Destined to United States points		-	54	-	-	-
33	Total freight traffic carried(1)		35 110	2 423	-	-	-
34	Unloaded from railway cars in Canada		35 110	2 369	-	-	-
35	Delivered to other railways in Canada		-	-	-	-	-
36	Delivered to United States rail connections		-	54	-	-	-
092. Lettuce:							
37	Number of railway cars loaded		-	-	-	-	-
38	Loaded onto railway cars in Canada		-	-	-	-	-
39	Received from other railways in Canada		-	-	-	-	-
	Received from United States rail:						
40	Destined to Canadian points		20 669	1 941	-	-	-
41	Destined to United States points		-	-	-	-	-
42	Total freight traffic carried(1)		20 669	1 941	-	-	-
43	Unloaded from railway cars in Canada		20 669	1 941	-	-	-
44	Delivered to other railways in Canada		-	-	-	-	-
45	Delivered to United States rail connections		-	-	-	-	-
094. Onions and shallots:							
46	Number of railway cars loaded		1	-	-	-	-
47	Loaded onto railway cars in Canada		23	-	-	-	-
48	Received from other railways in Canada		-	-	-	-	-
	Received from United States rail:						
49	Destined to Canadian points		15 063	618	-	-	1 406
50	Destined to United States points		-	-	-	-	-
51	Total freight traffic carried(1)		15 066	618	-	-	1 406
52	Unloaded from railway cars in Canada		15 066	618	-	-	1 406
53	Delivered to other railways in Canada		-	-	-	-	-
54	Delivered to United States rail connections		-	-	-	-	-

See footnote(s) at end of table

TABLEAU 2. Marchandises payantes transportées par chemin de fer au Canada, 1982

Class II - Classe II				Grand total all Railways Total général tous chemins de fer	Type de marchandise	No
Toronto, Hamilton and Buffalo	Ontario Northland	Quebec North Shore and Labrador	All other Tous autres			
					Denrées alimentaires, aliments pour animaux, boissons et tabacs (charge complète):	
					084. Noix, à l'exclusion des noix oléagineuses:	
				367	wagon	Nombre de wagons chargés
				17 470	tonnes métriques	Chargées sur wagons au Canada
			164	6 751	" "	En provenance d'autres chemins de fer au Canada
					" "	En provenance des Etats-Unis:
			93	576	" "	A destination du Canada
				36	" "	A destination des Etats-Unis
			257	24 833	" "	Total du trafic marchandises transportées(1)
			57	13 437	" "	Déchargées du wagon au Canada
			200	11 360	" "	Remises aux autres chemins de fer au Canada
				36	" "	Remises au réseau des Etats-Unis
						086. Betteraves à sucre:
					wagon	Nombre de wagons chargés
					tonnes métriques	Chargées sur wagons au Canada
					" "	En provenance d'autres chemins de fer au Canada
					" "	En provenance des Etats-Unis:
					" "	A destination du Canada
					" "	A destination des Etats-Unis
					" "	Total du trafic marchandises transportées(1)
					" "	Déchargées du wagon au Canada
					" "	Remises aux autres chemins de fer au Canada
					" "	Remises au réseau des Etats-Unis
						088. Chou:
					wagon	Nombre de wagons chargés
					tonnes métriques	Chargées sur wagons au Canada
					" "	En provenance d'autres chemins de fer au Canada
					" "	En provenance des Etats-Unis:
				105	" "	A destination du Canada
					" "	A destination des Etats-Unis
				105	" "	Total du trafic marchandises transportées(1)
				105	" "	Déchargées du wagon au Canada
					" "	Remises aux autres chemins de fer au Canada
					" "	Remises au réseau des Etats-Unis
						090. Céleri:
					wagon	Nombre de wagons chargés
					tonnes métriques	Chargées sur wagons au Canada
					" "	En provenance d'autres chemins de fer au Canada
					" "	En provenance des Etats-Unis:
			184	37 663	" "	A destination du Canada
				54	" "	A destination des Etats-Unis
			184	37 717	" "	Total du trafic marchandises transportées(1)
			144	37 623	" "	Déchargées du wagon au Canada
			40	40	" "	Remises aux autres chemins de fer au Canada
				54	" "	Remises au réseau des Etats-Unis
						092. Laitue:
					wagon	Nombre de wagons chargés
					tonnes métriques	Chargées sur wagons au Canada
					" "	En provenance d'autres chemins de fer au Canada
					" "	En provenance des Etats-Unis:
			245	22 855	" "	A destination du Canada
					" "	A destination des Etats-Unis
			245	22 855	" "	Total du trafic marchandises transportées(1)
			245	22 855	" "	Déchargées du wagon au Canada
					" "	Remises aux autres chemins de fer au Canada
					" "	Remises au réseau des Etats-Unis
						094. Oignons et échalotes:
				1	wagon	Nombre de wagons chargés
				23	tonnes métriques	Chargées sur wagons au Canada
					" "	En provenance d'autres chemins de fer au Canada
					" "	En provenance des Etats-Unis:
			310	17 397	" "	A destination du Canada
					" "	A destination des Etats-Unis
			310	17 420	" "	Total du trafic marchandises transportées(1)
			310	17 420	" "	Déchargées du wagon au Canada
					" "	Remises aux autres chemins de fer au Canada
					" "	Remises au réseau des Etats-Unis

Voir note(s) à la fin du tableau.

TABLE 2. Revenue Freight Carried by Railways Within Canada, 1982

Commodity		Class I - Classe I		Class II - Classe II			
		Canadian National Canadien National	Canadian Pacific Canadien Pacifique	Algoma Central	British Columbia Railway	Canada Southern (Consolidated Rail)	Chesapeake and Ohio
Food, feed, beverages and tobacco (C.L.):							
096. Potatoes, other than sweet:							
1	Number of railway cars loaded	carloads	2 897	69	-	-	-
2	Loaded onto railway cars in Canada	metric tonnes	107 044	2 624	-	-	-
3	Received from other railways in Canada	" "	538	4 464	595	-	465
4	Received from United States rail:						
5	Destined to Canadian points	" "	26 176	6 858	-	-	-
6	Destined to United States points	" "	76	557	-	-	-
6	Total freight traffic carried(1)	" "	133 834	14 503	595	-	465
7	Unloaded from railway cars in Canada	" "	127 457	13 394	595	-	465
8	Delivered to other railways in Canada	" "	5 403	553	-	-	-
9	Delivered to United States rail connections	" "	974	557	-	-	-
098. Tomatoes:							
10	Number of railway cars loaded	carloads	-	2	-	-	-
11	Loaded onto railway cars in Canada	metric tonnes	-	110	-	-	-
12	Received from other railways in Canada	" "	-	-	-	-	-
13	Received from United States rail:						
14	Destined to Canadian points	" "	1 252	-	-	-	-
15	Destined to United States points	" "	-	-	-	-	-
15	Total freight traffic carried(1)	" "	1 252	110	-	-	-
16	Unloaded from railway cars in Canada	" "	1 252	110	-	-	-
17	Delivered to other railways in Canada	" "	-	-	-	-	-
18	Delivered to United States rail connections	" "	-	-	-	-	-
100. Vegetables, n.e.s., fresh or chilled:							
19	Number of railway cars loaded	carloads	25	47	-	-	-
20	Loaded onto railway cars in Canada	metric tonnes	1 831	2 263	-	-	-
21	Received from other railways in Canada	" "	1 546	151	-	-	464
22	Received from United States rail:						
23	Destined to Canadian points	" "	60 076	4 580	-	-	-
24	Destined to United States points	" "	45	-	-	-	-
24	Total freight traffic carried(1)	" "	63 498	6 994	-	-	60
25	Unloaded from railway cars in Canada	" "	63 073	5 200	-	-	39
26	Delivered to other railways in Canada	" "	380	1 794	-	-	-
27	Delivered to United States rail connections	" "	45	-	-	-	21
102. Vegetables, frozen:							
28	Number of railway cars loaded	carloads	45	12	-	-	-
29	Loaded onto railway cars in Canada	metric tonnes	1 488	302	-	-	-
30	Received from other railways in Canada	" "	621	435	-	-	-
31	Received from United States rail:						
32	Destined to Canadian points	" "	1 769	1 507	-	-	-
33	Destined to United States points	" "	337	19 299	-	-	308
33	Total freight traffic carried(1)	" "	4 215	21 543	-	-	308
34	Unloaded from railway cars in Canada	" "	3 642	1 955	-	-	-
35	Delivered to other railways in Canada	" "	235	203	-	-	-
36	Delivered to United States rail connections	" "	337	19 384	-	-	308
104. Vegetables, dried:							
37	Number of railway cars loaded	carloads	733	474	-	-	22
38	Loaded onto railway cars in Canada	metric tonnes	37 727	23 545	-	-	806
39	Received from other railways in Canada	" "	13 051	1 040	-	-	5
40	Received from United States rail:						
41	Destined to Canadian points	" "	6 576	4 909	-	-	-
42	Destined to United States points	" "	381	1 159	-	-	6 404
42	Total freight traffic carried(1)	" "	57 735	30 653	-	-	7 215
43	Unloaded from railway cars in Canada	" "	55 227	14 886	-	-	5
44	Delivered to other railways in Canada	" "	1 187	13 128	-	-	806
45	Delivered to United States rail connections	" "	1 322	2 639	-	-	6 404
106. Vegetables and preparations, n.e.s.:							
46	Number of railway cars loaded	carloads	5 154	303	-	-	660
47	Loaded onto railway cars in Canada	metric tonnes	200 384	10 065	-	-	27 576
48	Received from other railways in Canada	" "	6 822	57 295	-	-	-
49	Received from United States rail:						
50	Destined to Canadian points	" "	117 379	10 225	-	-	127
51	Destined to United States points	" "	5 230	2 478	-	-	2 190
51	Total freight traffic carried(1)	" "	329 815	80 063	-	-	151
52	Unloaded from railway cars in Canada	" "	296 579	66 344	-	-	601
53	Delivered to other railways in Canada	" "	26 406	11 138	-	-	19
54	Delivered to United States rail connections	" "	6 830	2 580	-	-	3 192

See footnote(s) at end of table.

TABLEAU 2. Marchandises payantes transportées par chemin de fer au Canada, 1982

Class II - Classe II				Grand total all Railways Total général tous chemins de fer	Type de marchandise	No
Toronto, Hamilton and Buffalo	Ontario Northland	Quebec North Shore and Labrador	All other Tous autres			
					Denrées alimentaires, aliments pour animaux, boissons et tabacs (charge complète):	
					096. Pommes de terre (sauf les patates douces):	
-	1	-	-	2,967	wagon	Nombre de wagons chargés
-	37	-	-	109 705	tonnes métriques	Chargées sur wagons au Canada
-	1 464	-	-	7 526	" "	En provenance d'autres chemins de fer au Canada
-	-	-	3 371	36 405	" "	En provenance des Etats-Unis:
-	-	-	-	633	" "	A destination du Canada
-	-	-	-	-	" "	A destination des Etats-Unis
-	1 501	-	3 371	154 269	" "	Total du trafic marchandises transportées(1)
-	-	-	1 936	145 311	" "	Déchargées du wagon au Canada
-	1 464	-	1 434	7 427	" "	Remises aux autres chemins de fer au Canada
-	37	-	-	1 531	" "	Remises au réseau des Etats-Unis
-	-	-	-	-	" "	
					098. Tomates:	
-	-	-	-	2	wagon	Nombre de wagons chargés
-	-	-	-	110	tonnes métriques	Chargées sur wagons au Canada
-	-	-	-	-	" "	En provenance d'autres chemins de fer au Canada
-	-	-	-	-	" "	En provenance des Etats-Unis:
-	-	-	-	1 252	" "	A destination du Canada
-	-	-	-	-	" "	A destination des Etats-Unis
-	-	-	-	1 362	" "	Total du trafic marchandises transportées(1)
-	-	-	-	1 362	" "	Déchargées du wagon au Canada
-	-	-	-	-	" "	Remises aux autres chemins de fer au Canada
-	-	-	-	-	" "	Remises au réseau des Etats-Unis
					100. Légumes frais ou réfrigérés, n.d.a.:	
-	-	-	-	72	wagon	Nombre de wagons chargés
-	-	-	-	4 094	tonnes métriques	Chargées sur wagons au Canada
21	-	-	492	2 734	" "	En provenance d'autres chemins de fer au Canada
-	-	-	-	-	" "	En provenance des Etats-Unis:
-	-	-	1 053	65 709	" "	A destination du Canada
-	-	-	-	45	" "	A destination des Etats-Unis
-	-	-	1 545	72 582	" "	Total du trafic marchandises transportées(1)
-	-	-	1 441	70 217	" "	Déchargées du wagon au Canada
21	-	-	104	2 299	" "	Remises aux autres chemins de fer au Canada
-	-	-	-	66	" "	Remises au réseau des Etats-Unis
					102. Légumes congelés:	
-	-	-	39	96	wagon	Nombre de wagons chargés
-	-	-	1 009	2 799	tonnes métriques	Chargées sur wagons au Canada
-	-	-	399	1 455	" "	En provenance d'autres chemins de fer au Canada
-	-	-	-	-	" "	En provenance des Etats-Unis:
-	-	-	-	3 276	" "	A destination du Canada
-	-	-	-	19 944	" "	A destination des Etats-Unis
-	-	-	1 408	27 474	" "	Total du trafic marchandises transportées(1)
-	-	-	196	5 793	" "	Déchargées du wagon au Canada
-	-	-	1 009	1 447	" "	Remises aux autres chemins de fer au Canada
-	-	-	203	20 232	" "	Remises au réseau des Etats-Unis
					104. Légumes séchés:	
-	-	-	-	1,229	wagon	Nombre de wagons chargés
-	-	-	-	62 078	tonnes métriques	Chargées sur wagons au Canada
75	-	-	925	15 171	" "	En provenance d'autres chemins de fer au Canada
-	-	-	-	-	" "	En provenance des Etats-Unis:
-	-	-	3 439	14 924	" "	A destination du Canada
-	-	-	23	7 967	" "	A destination des Etats-Unis
-	-	-	4 387	100 140	" "	Total du trafic marchandises transportées(1)
-	-	-	3 715	73 833	" "	Déchargées du wagon au Canada
75	-	-	649	15 845	" "	Remises aux autres chemins de fer au Canada
-	-	-	23	10 463	" "	Remises au réseau des Etats-Unis
					106. Légumes et préparations à base de légumes, n.d.a.:	
-	-	-	4	6,123	wagon	Nombre de wagons chargés
-	-	-	188	238 237	tonnes métriques	Chargées sur wagons au Canada
20	-	-	9 319	73 456	" "	En provenance d'autres chemins de fer au Canada
-	-	-	-	-	" "	En provenance des Etats-Unis:
-	-	-	186	128 518	" "	A destination du Canada
-	-	-	78	9 976	" "	A destination des Etats-Unis
-	-	-	9 771	450 187	" "	Total du trafic marchandises transportées(1)
-	-	-	8 424	372 075	" "	Déchargées du wagon au Canada
20	-	-	1 231	65 387	" "	Remises aux autres chemins de fer au Canada
-	-	-	115	12 722	" "	Remises au réseau des Etats-Unis

Voir note(s) à la fin du tableau.

TABLE 2. Revenue Freight Carried by Railways Within Canada, 1982

Commodity		Class I - Classe I		Class II - Classe II			
		Canadian National Canadien National	Canadian Pacific Canadien Pacifique	Algoma Central	British Columbia Railway	Canada Southern (Consolidated Rail)	Chesapeake and Ohio
Food, feed, beverages and tobacco (C.L.):							
108. Sugar:							
1	Number of railway cars loaded	carloads	2 311	1 618	-	-	-
2	Loaded onto railway cars in Canada	metric tonnes	144 406	110 151	-	-	-
3	Received from other railways in Canada	" "	36	397	-	-	1 534
Received from United States rail:							
4	Destined to Canadian points	" "	1 014	36	-	-	719
5	Destined to United States points	" "	1 981	1 452	-	-	1 635
6	Total freight traffic carried(1)	" "	147 437	112 036	-	-	2 253
7	Unloaded from railway cars in Canada	" "	138 927	108 252	-	-	-
8	Delivered to other railways in Canada	" "	234	1 898	-	-	719
9	Delivered to United States rail connections	" "	8 276	1 888	-	-	1 534
110. Molasses and syrups:							
10	Number of railway cars loaded	carloads	1 083	224	-	-	-
11	Loaded onto railway cars in Canada	metric tonnes	52 359	15 491	-	-	-
12	Received from other railways in Canada	" "	-	6 365	-	-	-
Received from United States rail:							
13	Destined to Canadian points	" "	8 539	5 225	-	-	3 796
14	Destined to United States points	" "	28 609	361	-	-	5 244
15	Total freight traffic carried(1)	" "	89 507	27 442	-	-	3 796
16	Unloaded from railway cars in Canada	" "	54 479	26 611	-	-	19
17	Delivered to other railways in Canada	" "	6 419	511	-	-	3 777
18	Delivered to United States rail connections	" "	28 609	320	-	-	5 244
112. Sugar preparations (including confectionery), n.e.s.:							
19	Number of railway cars loaded	carloads	79	440	-	-	-
20	Loaded onto railway cars in Canada	metric tonnes	1 556	13 169	-	-	-
21	Received from other railways in Canada	" "	38	-	-	-	-
Received from United States rail:							
22	Destined to Canadian points	" "	-	-	-	-	-
23	Destined to United States points	" "	-	30	-	-	-
24	Total freight traffic carried(1)	" "	1 594	13 199	-	-	-
25	Unloaded from railway cars in Canada	" "	1 594	11 142	-	-	-
26	Delivered to other railways in Canada	" "	-	2 027	-	-	-
27	Delivered to United States rail connections	" "	-	30	-	-	-
114. Coffee:							
28	Number of railway cars loaded	carloads	-	58	-	-	-
29	Loaded onto railway cars in Canada	metric tonnes	-	1 647	-	-	-
30	Received from other railways in Canada	" "	-	74	-	-	-
Received from United States rail:							
31	Destined to Canadian points	" "	-	435	-	-	-
32	Destined to United States points	" "	-	-	-	-	36
33	Total freight traffic carried(1)	" "	-	2 156	-	-	36
34	Unloaded from railway cars in Canada	" "	-	2 127	-	-	-
35	Delivered to other railways in Canada	" "	-	29	-	-	-
36	Delivered to United States rail connections	" "	-	-	-	-	36
116. Cocoa and chocolate, tea, spices and vinegar:							
37	Number of railway cars loaded	carloads	45	15	-	-	-
38	Loaded onto railway cars in Canada	metric tonnes	3 080	733	-	-	-
39	Received from other railways in Canada	" "	-	1 036	-	-	-
Received from United States rail:							
40	Destined to Canadian points	" "	-	685	-	-	73
41	Destined to United States points	" "	-	-	-	-	-
42	Total freight traffic carried(1)	" "	3 080	2 454	-	-	73
43	Unloaded from railway cars in Canada	" "	2 840	2 454	-	-	73
44	Delivered to other railways in Canada	" "	-	-	-	-	-
45	Delivered to United States rail connections	" "	239	-	-	-	-
118. Margarine and similar products:							
46	Number of railway cars loaded	carloads	182	17	-	-	-
47	Loaded onto railway cars in Canada	metric tonnes	5 407	518	-	-	-
48	Received from other railways in Canada	" "	244	-	-	-	-
Received from United States rail:							
49	Destined to Canadian points	" "	-	-	-	-	-
50	Destined to United States points	" "	-	-	-	-	-
51	Total freight traffic carried(1)	" "	5 651	518	-	-	-
52	Unloaded from railway cars in Canada	" "	3 961	209	-	-	-
53	Delivered to other railways in Canada	" "	1 690	309	-	-	-
54	Delivered to United States rail connections	" "	-	-	-	-	-

See footnote(s) at end of table.

TABLEAU 2. Marchandises payantes transportées par chemin de fer au Canada, 1982

Class II - Classe II				Grand total all Railways Total général tous chemins de fer	Type de marchandise	No
Toronto, Hamilton and Buffalo	Ontario Northland	Quebec North Shore and Labrador	All other Tous autres			
					Denrées alimentaires, aliments pour animaux, boissons et tabacs (charge complète):	
					108. Sucre:	
				3,929	wagon	Nombre de wagons chargés
				254 557	tonnes métriques	Chargées sur wagons au Canada
2 253			610	4 830	" "	En provenance d'autres chemins de fer au Canada
					" "	En provenance des Etats-Unis
			1 157	2 926	" "	A destination du Canada
				5 068	" "	A destination des Etats-Unis
2 253			1 767	267 381	" "	Total du trafic marchandises transportées(1)
527			1 729	249 435	" "	Déchargées du wagon au Canada
1 726				4 577	" "	Remises aux autres chemins de fer au Canada
			38	13 371	" "	Remises au réseau des Etats-Unis
					" "	
						110. Mélasses et sirops:
				1,307	wagon	Nombre de wagons chargés
				67 850	tonnes métriques	Chargées sur wagons au Canada
3 957			4 191	14 513	" "	En provenance d'autres chemins de fer au Canada
					" "	En provenance des Etats-Unis
			83	17 643	" "	A destination du Canada
				34 214	" "	A destination des Etats-Unis
3 957			4 274	134 220	" "	Total du trafic marchandises transportées(1)
3 957			3 612	88 678	" "	Déchargées du wagon au Canada
			621	11 328	" "	Remises aux autres chemins de fer au Canada
			41	34 214	" "	Remises au réseau des Etats-Unis
					" "	
						112. Préparations à base de sucre (y compris les confiseries), n.d.a.:
			2	521	wagon	Nombre de wagons chargés
			107	14 832	tonnes métriques	Chargées sur wagons au Canada
			2 318	2 356	" "	En provenance d'autres chemins de fer au Canada
					" "	En provenance des Etats-Unis
			24	24	" "	A destination du Canada
				30	" "	A destination des Etats-Unis
			2 449	17 242	" "	Total du trafic marchandises transportées(1)
			1 793	14 529	" "	Déchargées du wagon au Canada
			549	2 576	" "	Remises aux autres chemins de fer au Canada
			107	137	" "	Remises au réseau des Etats-Unis
					" "	
						114. Café:
				58	wagon	Nombre de wagons chargés
				1 647	tonnes métriques	Chargées sur wagons au Canada
			313	387	" "	En provenance d'autres chemins de fer au Canada
					" "	En provenance des Etats-Unis
			1 159	1 594	" "	A destination du Canada
			26	62	" "	A destination des Etats-Unis
			1 498	3 690	" "	Total du trafic marchandises transportées(1)
			1 018	3 145	" "	Déchargées du wagon au Canada
			454	483	" "	Remises aux autres chemins de fer au Canada
			26	62	" "	Remises au réseau des Etats-Unis
					" "	
						116. Cacao et chocolat, thé, épices et vinaigre:
				60	wagon	Nombre de wagons chargés
				3 813	tonnes métriques	Chargées sur wagons au Canada
				1 036	" "	En provenance d'autres chemins de fer au Canada
					" "	En provenance des Etats-Unis
			1 031	1 789	" "	A destination du Canada
					" "	A destination des Etats-Unis
			1 031	6 638	" "	Total du trafic marchandises transportées(1)
				5 367	" "	Déchargées du wagon au Canada
			1 031	1 031	" "	Remises aux autres chemins de fer au Canada
				239	" "	Remises au réseau des Etats-Unis
					" "	
						118. Margarine et produits similaires:
			1	200	wagon	Nombre de wagons chargés
			3	5 928	tonnes métriques	Chargées sur wagons au Canada
			1 716	1 960	" "	En provenance d'autres chemins de fer au Canada
					" "	En provenance des Etats-Unis
					" "	A destination du Canada
					" "	A destination des Etats-Unis
			1 719	7 888	" "	Total du trafic marchandises transportées(1)
			1 716	5 886	" "	Déchargées du wagon au Canada
			3	2 002	" "	Remises aux autres chemins de fer au Canada
					" "	Remises au réseau des Etats-Unis

Voir note(s) à la fin du tableau.

TABLE 2. Revenue Freight Carried by Railways Within Canada, 1982

No	Commodity		Class I - Classe I		Class II - Classe II			
			Canadian National Canadien National	Canadian Pacific Canadien Pacifique	Algoma Central	British Columbia Railway	Canada Southern (Consolidated Rail)	Chesapeake and Ohio
Food, feed, beverages and tobacco (C.L.):								
120. Shortening and lard:								
1	Number of railway cars loaded	carloads	274	65	-	-	-	-
2	Loaded onto railway cars in Canada	metric tonnes	10 162	2 752	-	-	-	-
3	Received from other railways in Canada	" "	500	-	-	-	-	-
	Received from United States rail:							
4	Destined to Canadian points	" "	4 794	974	-	-	-	-
5	Destined to United States points	" "	91	651	-	-	-	140
6	Total freight traffic carried(1)	" "	15 547	4 377	-	-	-	140
7	Unloaded from railway cars in Canada	" "	14 986	2 811	-	-	-	-
8	Delivered to other railways in Canada	" "	265	915	-	-	-	-
9	Delivered to United States rail connections	" "	296	651	-	-	-	140
122. Soups and infant and junior foods:								
10	Number of railway cars loaded	carloads	11	604	-	-	-	-
11	Loaded onto railway cars in Canada	metric tonnes	327	23 448	-	-	-	-
12	Received from other railways in Canada	" "	-	-	-	-	-	-
	Received from United States rail:							
13	Destined to Canadian points	" "	-	-	-	-	-	-
14	Destined to United States points	" "	-	-	-	-	-	62
15	Total freight traffic carried(1)	" "	327	23 448	-	-	-	62
16	Unloaded from railway cars in Canada	" "	327	18 428	-	-	-	-
17	Delivered to other railways in Canada	" "	-	5 020	-	-	-	-
18	Delivered to United States rail connections	" "	-	-	-	-	-	62
124. Pre-cooked frozen food preparations:								
19	Number of railway cars loaded	carloads	71	434	-	-	-	-
20	Loaded onto railway cars in Canada	metric tonnes	1 998	12 309	-	-	-	-
21	Received from other railways in Canada	" "	122	-	-	-	-	-
	Received from United States rail:							
22	Destined to Canadian points	" "	181	83	-	-	-	167
23	Destined to United States points	" "	-	1 488	-	-	-	44
24	Total freight traffic carried(1)	" "	2 301	13 880	-	-	-	211
25	Unloaded from railway cars in Canada	" "	2 301	11 900	-	-	-	-
26	Delivered to other railways in Canada	" "	-	491	-	-	-	167
27	Delivered to United States rail connections	" "	-	1 488	-	-	-	44
126. Food preparations and materials for food preparations, n.e.s.:								
28	Number of railway cars loaded	carloads	4 310	6 345	-	2 435	9	-
29	Loaded onto railway cars in Canada	metric tonnes	138 896	206 094	-	41 711	179	-
30	Received from other railways in Canada	" "	9 936	2 611	-	64	-	-
	Received from United States rail:							
31	Destined to Canadian points	" "	713	355	-	-	101	-
32	Destined to United States points	" "	3 218	980	-	-	-	251
33	Total freight traffic carried(1)	" "	152 763	210 040	-	41 775	280	251
34	Unloaded from railway cars in Canada	" "	118 828	155 463	-	41 775	5	-
35	Delivered to other railways in Canada	" "	29 882	53 596	-	-	256	-
36	Delivered to United States rail connections	" "	4 054	980	-	-	18	251
128. Hay, forage and straw:								
37	Number of railway cars loaded	carloads	197	583	-	-	-	-
38	Loaded onto railway cars in Canada	metric tonnes	3 646	20 600	-	-	-	-
39	Received from other railways in Canada	" "	-	-	-	-	-	-
	Received from United States rail:							
40	Destined to Canadian points	" "	-	-	-	-	-	-
41	Destined to United States points	" "	-	-	-	-	-	-
42	Total freight traffic carried(1)	" "	3 646	20 600	-	-	-	-
43	Unloaded from railway cars in Canada	" "	3 101	-	-	-	-	-
44	Delivered to other railways in Canada	" "	-	-	-	-	-	-
45	Delivered to United States rail connections	" "	545	20 600	-	-	-	-
130. Wheat bran, shorts and middlings:								
46	Number of railway cars loaded	carloads	3 380	1 928	-	-	-	4
47	Loaded onto railway cars in Canada	metric tonnes	144 705	82 987	-	-	-	127
48	Received from other railways in Canada	" "	480	21 548	-	-	95	-
	Received from United States rail:							
49	Destined to Canadian points	" "	3 466	-	-	-	-	-
50	Destined to United States points	" "	1 796	4 537	-	-	-	282
51	Total freight traffic carried(1)	" "	150 447	109 072	-	-	95	349
52	Unloaded from railway cars in Canada	" "	135 020	62 159	-	-	-	-
53	Delivered to other railways in Canada	" "	5 542	9 563	-	-	-	127
54	Delivered to United States rail connections	" "	9 886	37 350	-	-	95	222

See footnote(s) at end of table.

TABLEAU 2. Marchandises payantes transportées par chemin de fer au Canada, 1982

Class II - Classe II				Grand total all Railways Total général tous chemins de fer	Type de marchandise	No	
Toronto, Hamilton and Buffalo	Ontario Northland	Quebec North Shore and Labrador	All other Tous autres				
					Denrées alimentaires, aliments pour animaux, boissons et tabacs (charge complète):		
					120. Graisse préparée et saindoux:		
-	-	-	1	340	wagon	Nombre de wagons chargés	1
-	-	-	68	12 982	tonnes métriques	Chargées sur wagons au Canada	2
-	-	-	777	1 277	" "	En provenance d'autres chemins de fer au Canada	3
-	-	-	-	5 768	" "	En provenance des Etats-Unis:	
-	-	-	-	882	" "	A destination du Canada	4
-	-	-	-	-	" "	A destination des Etats-Unis	5
-	-	-	845	20 909	" "	Total du trafic marchandises transportées(1)	6
-	-	-	796	18 593	" "	Déchargées du wagon au Canada	7
-	-	-	50	1 230	" "	Remises aux autres chemins de fer au Canada	8
-	-	-	-	1 087	" "	Remises au réseau des Etats-Unis	9
					122. Soupes et aliments pour bébés et jeunes enfants:		
-	-	-	-	615	wagon	Nombre de wagons chargés	10
-	-	-	-	23 775	tonnes métriques	Chargées sur wagons au Canada	11
-	-	-	5 854	5 854	" "	En provenance d'autres chemins de fer au Canada	12
-	-	-	-	-	" "	En provenance des Etats-Unis:	
-	-	-	-	-	" "	A destination du Canada	13
-	-	-	-	62	" "	A destination des Etats-Unis	14
-	-	-	5 854	29 691	" "	Total du trafic marchandises transportées(1)	15
-	-	-	5 399	24 154	" "	Déchargées du wagon au Canada	16
-	-	-	455	5 475	" "	Remises aux autres chemins de fer au Canada	17
-	-	-	-	62	" "	Remises au réseau des Etats-Unis	18
					124. Préparations alimentaires congelées précuites:		
-	-	-	-	505	wagon	Nombre de wagons chargés	19
-	-	-	-	14 307	tonnes métriques	Chargées sur wagons au Canada	20
-	-	-	637	759	" "	En provenance d'autres chemins de fer au Canada	21
-	-	-	-	-	" "	En provenance des Etats-Unis:	
-	-	-	-	431	" "	A destination du Canada	22
-	-	-	-	1 532	" "	A destination des Etats-Unis	23
-	-	-	637	17 029	" "	Total du trafic marchandises transportées(1)	24
-	-	-	637	14 838	" "	Déchargées du wagon au Canada	25
-	-	-	-	658	" "	Remises aux autres chemins de fer au Canada	26
-	-	-	-	1 532	" "	Remises au réseau des Etats-Unis	27
					126. Préparations alimentaires et ingrédients pour préparations alimentaires, n.d.a.:		
-	13	482	280	13 874	wagon	Nombre de wagons chargés	28
-	253	10 584	9 459	407 176	tonnes métriques	Chargées sur wagons au Canada	29
119	-	-	78 568	91 298	" "	En provenance d'autres chemins de fer au Canada	30
-	-	-	-	-	" "	En provenance des Etats-Unis:	
-	-	-	5 688	6 857	" "	A destination du Canada	31
-	-	-	-	4 449	" "	A destination des Etats-Unis	32
-	-	-	93 715	509 780	" "	Total du trafic marchandises transportées(1)	33
-	253	10 498	66 787	393 609	" "	Déchargées du wagon au Canada	34
119	-	86	26 754	110 693	" "	Remises aux autres chemins de fer au Canada	35
-	-	-	175	5 478	" "	Remises au réseau des Etats-Unis	36
					128. Foin, fourrage et paille:		
-	-	2	-	782	wagon	Nombre de wagons chargés	37
-	-	18	-	24 264	tonnes métriques	Chargées sur wagons au Canada	38
-	-	-	-	-	" "	En provenance d'autres chemins de fer au Canada	39
-	-	-	-	-	" "	En provenance des Etats-Unis:	
-	-	-	-	-	" "	A destination du Canada	40
-	-	-	-	-	" "	A destination des Etats-Unis	41
-	-	18	-	24 264	" "	Total du trafic marchandises transportées(1)	42
-	-	18	-	3 119	" "	Déchargées du wagon au Canada	43
-	-	-	-	-	" "	Remises aux autres chemins de fer au Canada	44
-	-	-	-	21 145	" "	Remises au réseau des Etats-Unis	45
					130. Son d'orge, remoulages:		
193	-	-	4	5 509	wagon	Nombre de wagons chargés	46
6 367	-	-	154	234 340	tonnes métriques	Chargées sur wagons au Canada	47
-	-	-	12 480	34 603	" "	En provenance d'autres chemins de fer au Canada	48
-	-	-	-	-	" "	En provenance des Etats-Unis:	
-	-	-	-	3 466	" "	A destination du Canada	49
-	-	-	13 646	20 201	" "	A destination des Etats-Unis	50
-	-	-	26 280	292 610	" "	Total du trafic marchandises transportées(1)	51
6 367	-	-	12 634	209 813	" "	Déchargées du wagon au Canada	52
-	-	-	13 646	35 245	" "	Remises aux autres chemins de fer au Canada	53
6 367	-	-	-	47 553	" "	Remises au réseau des Etats-Unis	54

Voir note(s) à la fin du tableau.

TABLE 2. Revenue Freight Carried by Railways Within Canada, 1982

Commodity		Class I - Classe I		Class II - Classe II				
		Canadian National Canadien National	Canadian Pacific Canadien Pacifique	Algoma Central	British Columbia Railway	Canada Southern (Consolidated Rail)	Chesapeake and Ohio	
Food, feed, beverages and tobacco (C.L.):								
132. Ground cereals and by-products, n.e.s.:								
1	Number of railway cars loaded	carloads	4 714	2 252	-	-	9	18
2	Loaded onto railway cars in Canada	metric tonnes	274 278	118 682	-	-	735	953
3	Received from other railways in Canada	" "	5 889	26 071	-	-	-	52
	Received from United States rail:							
4	Destined to Canadian points	" "	24 541	2 003	-	-	132	54
5	Destined to United States points	" "	8 452	4 933	-	-	-	373
6	Total freight traffic carried(1)	" "	313 160	151 689	-	-	867	1 432
7	Unloaded from railway cars in Canada	" "	247 440	134 072	-	-	-	106
8	Delivered to other railways in Canada	" "	46 784	9 215	-	-	132	953
9	Delivered to United States rail connections	" "	18 937	8 402	-	-	735	373
134. Soyabean oil meal:								
10	Number of railway cars loaded	carloads	1 234	1 430	-	-	-	-
11	Loaded onto railway cars in Canada	metric tonnes	74 092	98 624	-	-	-	-
12	Received from other railways in Canada	" "	2 690	7 833	-	-	-	-
	Received from United States rail:							
13	Destined to Canadian points	" "	98 004	51 352	-	-	-	74
14	Destined to United States points	" "	15 048	17 810	-	-	-	-
15	Total freight traffic carried(1)	" "	189 834	175 619	-	-	-	74
16	Unloaded from railway cars in Canada	" "	164 982	147 141	-	-	-	-
17	Delivered to other railways in Canada	" "	9 677	10 598	-	-	-	74
18	Delivered to United States rail connections	" "	15 175	17 880	-	-	-	-
136. Oil seed meals (including cake), n.e.s.:								
19	Number of railway cars loaded	carloads	3 274	3 963	-	-	-	-
20	Loaded onto railway cars in Canada	metric tonnes	185 845	205 736	-	-	-	-
21	Received from other railways in Canada	" "	62 381	12 587	-	-	204	-
	Received from United States rail:							
22	Destined to Canadian points	" "	754	-	-	-	-	-
23	Destined to United States points	" "	-	-	-	-	-	-
24	Total freight traffic carried(1)	" "	248 980	218 323	-	-	204	-
25	Unloaded from railway cars in Canada	" "	225 619	148 916	-	-	-	105
26	Delivered to other railways in Canada	" "	23 299	65 887	-	-	-	-
27	Delivered to United States rail connections	" "	62	3 520	-	-	99	-
138. Feeds of vegetable origin, n.e.s.:								
28	Number of railway cars loaded	carloads	3 681	1 224	-	-	26	7
29	Loaded onto railway cars in Canada	metric tonnes	223 629	69 551	-	-	1 497	331
30	Received from other railways in Canada	" "	548	3 039	-	-	569	-
	Received from United States rail:							
31	Destined to Canadian points	" "	35 675	2 717	-	-	18	276
32	Destined to United States points	" "	19 137	21 536	-	-	-	6 813
33	Total freight traffic carried(1)	" "	278 989	96 843	-	-	2 084	7 420
34	Unloaded from railway cars in Canada	" "	231 997	69 635	-	-	18	-
35	Delivered to other railways in Canada	" "	7 160	1 523	-	-	-	276
36	Delivered to United States rail connections	" "	39 832	25 685	-	-	2 066	7 144
140. Feeds of animal origin:								
37	Number of railway cars loaded	carloads	404	506	-	-	-	-
38	Loaded onto railway cars in Canada	metric tonnes	15 614	16 206	-	-	-	-
39	Received from other railways in Canada	" "	1 139	728	-	-	-	-
	Received from United States rail:							
40	Destined to Canadian points	" "	395	2 234	-	-	-	-
41	Destined to United States points	" "	156	45	-	-	-	-
42	Total freight traffic carried(1)	" "	17 304	19 213	-	-	-	-
43	Unloaded from railway cars in Canada	" "	14 107	11 020	-	-	-	-
44	Delivered to other railways in Canada	" "	1 351	5 517	-	-	-	-
45	Delivered to United States rail connections	" "	1 846	2 677	-	-	-	-
142. Primary or concentrated feeds:								
46	Number of railway cars loaded	carloads	6	-	-	-	-	-
47	Loaded onto railway cars in Canada	metric tonnes	236	-	-	-	-	-
48	Received from other railways in Canada	" "	45	-	-	-	-	-
	Received from United States rail:							
49	Destined to Canadian points	" "	1 341	-	-	-	-	-
50	Destined to United States points	" "	-	297	-	-	-	-
51	Total freight traffic carried(1)	" "	1 622	297	-	-	-	-
52	Unloaded from railway cars in Canada	" "	1 622	-	-	-	-	-
53	Delivered to other railways in Canada	" "	-	-	-	-	-	-
54	Delivered to United States rail connections	" "	-	297	-	-	-	-

See footnote(s) at end of table.

TABLEAU 2. Marchandises payantes transportées par chemin de fer au Canada, 1982

Class II - Classe II				Grand total all Railways	Type de marchandise		No
Toronto, Hamilton and Buffalo	Ontario Northland	Quebec North Shore and Labrador	All other Tous autres	Total général tous chemins de fer			
Denrées alimentaires, aliments pour animaux, boissons et tabacs (charge complète):							
132. Céréales moulues et dérivées, n.d.a.:							
-	-	-	18	7,011	wagon	Nombre de wagons chargés	1
-	-	-	776	395 424	tonnes métriques	Chargées sur wagons au Canada	2
192	-	-	17 581	49 785	" "	En provenance d'autres chemins de fer au Canada	3
-	-	-	1 903	28 633	" "	En provenance des Etats-Unis:	
-	-	-	-	13 758	" "	A destination du Canada	4
-	-	-	-	-	" "	A destination des Etats-Unis	5
192	-	-	20 260	487 600	" "	Total du trafic marchandises transportées(1)	6
192	-	-	17 601	399 411	" "	Déchargées du wagon au Canada	7
-	-	-	2 504	59 588	" "	Remises aux autres chemins de fer au Canada	8
-	-	-	154	28 601	" "	Remises au réseau des Etats-Unis	9
134. Tourteau de soja:							
-	-	-	28	2,692	wagon	Nombre de wagons chargés	10
-	-	-	2 425	175 141	tonnes métriques	Chargées sur wagons au Canada	11
-	-	-	29 172	39 695	" "	En provenance d'autres chemins de fer au Canada	12
-	-	-	-	-	" "	En provenance des Etats-Unis:	
-	-	-	3 272	152 702	" "	A destination du Canada	13
-	-	-	-	32 858	" "	A destination des Etats-Unis	14
-	-	-	34 869	400 396	" "	Total du trafic marchandises transportées(1)	15
-	-	-	32 642	344 765	" "	Déchargées du wagon au Canada	16
-	-	-	2 227	22 576	" "	Remises aux autres chemins de fer au Canada	17
-	-	-	-	33 055	" "	Remises au réseau des Etats-Unis	18
136. Farines de graines oléagineuses (y compris les tourteaux), n.d.a.:							
-	-	2	1	7,240	wagon	Nombre de wagons chargés	19
-	-	38	59	391 678	tonnes métriques	Chargées sur wagons au Canada	20
291	-	-	8 638	84 101	" "	En provenance d'autres chemins de fer au Canada	21
-	-	-	-	-	" "	En provenance des Etats-Unis:	
-	-	-	-	754	" "	A destination du Canada	22
-	-	-	-	-	" "	A destination des Etats-Unis	23
291	-	38	8 697	476 533	" "	Total du trafic marchandises transportées(1)	24
192	-	38	8 399	383 269	" "	Déchargées du wagon au Canada	25
99	-	-	-	89 285	" "	Remises aux autres chemins de fer au Canada	26
-	-	-	298	3 979	" "	Remises au réseau des Etats-Unis	27
138. Aliments d'origine végétale pour animaux, n.d.a.:							
-	-	4	1	4,943	wagon	Nombre de wagons chargés	28
-	-	76	86	295 170	tonnes métriques	Chargées sur wagons au Canada	29
568	-	-	4 469	9 193	" "	En provenance d'autres chemins de fer au Canada	30
-	-	-	-	-	" "	En provenance des Etats-Unis:	
-	-	-	588	39 274	" "	A destination du Canada	31
-	-	-	219	47 705	" "	A destination des Etats-Unis	32
568	-	76	5 362	391 342	" "	Total du trafic marchandises transportées(1)	33
-	-	76	3 445	305 171	" "	Déchargées du wagon au Canada	34
568	-	-	1 168	10 695	" "	Remises aux autres chemins de fer au Canada	35
-	-	-	749	75 476	" "	Remises au réseau des Etats-Unis	36
140. Aliments d'origine animale pour animaux:							
-	-	-	5	915	wagon	Nombre de wagons chargés	37
-	-	-	238	32 058	tonnes métriques	Chargées sur wagons au Canada	38
-	-	-	5 992	7 859	" "	En provenance d'autres chemins de fer au Canada	39
-	-	-	-	-	" "	En provenance des Etats-Unis:	
-	-	-	2 705	5 334	" "	A destination du Canada	40
-	-	-	-	201	" "	A destination des Etats-Unis	41
-	-	-	8 935	45 452	" "	Total du trafic marchandises transportées(1)	42
-	-	-	8 036	33 163	" "	Déchargées du wagon au Canada	43
-	-	-	633	7 501	" "	Remises aux autres chemins de fer au Canada	44
-	-	-	267	4 790	" "	Remises au réseau des Etats-Unis	45
142. Aliments concentrés pour animaux:							
-	-	-	1	7	wagon	Nombre de wagons chargés	46
-	-	-	19	255	tonnes métriques	Chargées sur wagons au Canada	47
-	-	-	-	45	" "	En provenance d'autres chemins de fer au Canada	48
-	-	-	-	-	" "	En provenance des Etats-Unis:	
-	-	-	-	1 341	" "	A destination du Canada	49
-	-	-	-	297	" "	A destination des Etats-Unis	50
-	-	-	19	1 938	" "	Total du trafic marchandises transportées(1)	51
-	-	-	-	1 622	" "	Déchargées du wagon au Canada	52
-	-	-	19	19	" "	Remises aux autres chemins de fer au Canada	53
-	-	-	-	297	" "	Remises au réseau des Etats-Unis	54

Voir note(s) à la fin du tableau

TABLE 2. Revenue Freight Carried by Railways Within Canada, 1982

Commodity		Class I - Classe I		Class II - Classe II			
		Canadian National Canadien National	Canadian Pacific Canadien Pacifique	Algoma Central	British Columbia Railway	Canada Southern (Consolidated Rail)	Chesapeake and Ohio
Food, feed, beverages and tobacco (C.L.):							
144. Secondary or complete animal feeds, n.e.s.:							
1	Number of railway cars loaded	carloads	1,197	705	-	-	3
2	Loaded onto railway cars in Canada	metric tonnes	40 814	26 419	-	-	189
3	Received from other railways in Canada	" "	208	1 842	-	-	-
	Received from United States rail:					53	
4	Destined to Canadian points	" "	5 259	5 880	-	-	42
5	Destined to United States points	" "	3 091	48 305	-	-	1 454
6	Total freight traffic carried(1)	" "	49 372	82 446	-	-	1 685
7	Unloaded from railway cars in Canada	" "	35 902	25 336	-	-	53
8	Delivered to other railways in Canada	" "	7 023	8 651	-	-	18
9	Delivered to United States rail connections	" "	6 447	48 460	-	-	1 454
146. Non-alcoholic beverages:							
10	Number of railway cars loaded	carloads	79	-	-	45	-
11	Loaded onto railway cars in Canada	metric tonnes	1 761	-	-	832	-
12	Received from other railways in Canada	" "	-	-	-	-	-
	Received from United States rail:					-	
13	Destined to Canadian points	" "	195	2 070	-	-	-
14	Destined to United States points	" "	-	-	-	-	-
15	Total freight traffic carried(1)	" "	1 956	2 070	-	832	-
16	Unloaded from railway cars in Canada	" "	1 956	2 070	-	832	-
17	Delivered to other railways in Canada	" "	-	-	-	-	-
18	Delivered to United States rail connections	" "	-	-	-	-	-
148. Ale, beer, stout and porter:							
19	Number of railway cars loaded	carloads	135	66	-	1,841	6
20	Loaded onto railway cars in Canada	metric tonnes	2 861	4 142	-	35 850	129
21	Received from other railways in Canada	" "	-	-	-	-	-
	Received from United States rail:					-	
22	Destined to Canadian points	" "	6 433	2 748	-	-	-
23	Destined to United States points	" "	1 002	1 767	-	-	3 403
24	Total freight traffic carried(1)	" "	10 296	8 657	-	35 850	129
25	Unloaded from railway cars in Canada	" "	9 294	2 703	-	35 808	-
26	Delivered to other railways in Canada	" "	-	127	-	-	-
27	Delivered to United States rail connections	" "	1 002	5 828	-	42	129
150. Wines and fermented alcoholic beverages, n.e.s.:							
28	Number of railway cars loaded	carloads	-	15	-	-	-
29	Loaded onto railway cars in Canada	metric tonnes	-	742	-	-	-
30	Received from other railways in Canada	" "	-	192	-	-	-
	Received from United States rail:					176	
31	Destined to Canadian points	" "	3 310	1 383	-	-	49
32	Destined to United States points	" "	7 128	20 036	-	-	-
33	Total freight traffic carried(1)	" "	10 438	22 353	-	-	225
34	Unloaded from railway cars in Canada	" "	3 310	1 819	-	-	-
35	Delivered to other railways in Canada	" "	-	88	-	-	49
36	Delivered to United States rail connections	" "	7 128	20 446	-	-	176
152. Distilled alcoholic beverages:							
37	Number of railway cars loaded	carloads	201	321	-	-	16
38	Loaded onto railway cars in Canada	metric tonnes	10 907	25 406	-	-	601
39	Received from other railways in Canada	" "	-	225	-	-	4 927
	Received from United States rail:					-	
40	Destined to Canadian points	" "	-	-	-	-	23
41	Destined to United States points	" "	108	1 510	-	-	427
42	Total freight traffic carried(1)	" "	11 015	27 141	-	-	5 551
43	Unloaded from railway cars in Canada	" "	1 195	8 795	-	-	23
44	Delivered to other railways in Canada	" "	1 367	2 027	-	-	142
45	Delivered to United States rail connections	" "	8 453	16 319	-	-	896
154. Cigarettes:							
46	Number of railway cars loaded	carloads	-	-	-	-	-
47	Loaded onto railway cars in Canada	metric tonnes	-	-	-	-	-
48	Received from other railways in Canada	" "	-	-	-	-	-
	Received from United States rail:					-	
49	Destined to Canadian points	" "	27	-	-	-	-
50	Destined to United States points	" "	-	-	-	-	-
51	Total freight traffic carried(1)	" "	27	-	-	-	-
52	Unloaded from railway cars in Canada	" "	27	-	-	-	-
53	Delivered to other railways in Canada	" "	-	-	-	-	-
54	Delivered to United States rail connections	" "	-	-	-	-	-

See footnote(s) at end of table.

TABLEAU 2. Marchandises payantes transportées par chemin de fer au Canada, 1982

Class II - Classe II				Grand total all Railways	Type de marchandise	No
Toronto, Hamilton and Buffalo	Ontario Northland	Quebec North Shore and Labrador	All other Tous autres	Total général tous chemins de fer		
					Denrées alimentaires, aliments pour animaux, boissons et tabacs (charge complète):	
					144. Aliments complets pour animaux, n.d.a.:	
1	-	-	2	1 908	wagon	1
53	-	-	44	67 519	tonnes métriques	2
31	-	-	23 148	25 282	" "	3
-	-	-	5 506	16 705	" "	4
-	-	-	7	52 857	" "	5
84	-	-	28 705	162 363	" "	6
-	-	-	26 588	87 879	" "	7
83	-	-	1 756	17 761	" "	8
-	-	-	362	56 723	" "	9
					146. Boissons non alcooliques:	
-	7	24	-	155	wagon	10
-	112	635	-	3 340	tonnes métriques	11
-	-	-	127	127	" "	12
-	-	-	124	2 389	" "	13
-	-	-	-	-	" "	14
-	112	635	251	5 856	" "	15
-	112	635	127	5 732	" "	16
-	-	-	124	124	" "	17
-	-	-	-	-	" "	18
					148. Ale, bière, stout et porter:	
-	32	60	-	2 140	wagon	19
-	525	1 915	-	45 422	tonnes métriques	20
-	-	-	-	-	" "	21
-	-	-	289	9 470	" "	22
-	-	-	-	6 172	" "	23
-	525	1 915	289	61 064	" "	24
-	525	1 789	157	50 276	" "	25
-	-	126	132	385	" "	26
-	-	-	-	10 404	" "	27
					150. Vins et boissons alcooliques fermentées, n.d.a.:	
-	-	-	-	15	wagon	28
-	-	-	-	742	tonnes métriques	29
176	-	-	-	544	" "	30
-	-	-	1 056	5 798	" "	31
-	-	-	1 231	28 395	" "	32
176	-	-	2 287	35 479	" "	33
-	-	-	817	5 946	" "	34
176	-	-	239	552	" "	35
-	-	-	1 231	28 981	" "	36
					152. Boissons alcooliques distillées:	
-	-	7	16	577	wagon	37
-	-	114	1 067	38 706	tonnes métriques	38
1 834	151	-	1 457	8 594	" "	39
-	-	-	533	556	" "	40
-	-	-	119	2 164	" "	41
1 834	151	114	3 176	50 020	" "	42
-	151	114	1 356	11 634	" "	43
1 834	-	-	269	5 639	" "	44
-	-	-	1 551	32 747	" "	45
					154. Cigarettes:	
-	-	-	-	-	wagon	46
-	-	-	-	-	tonnes métriques	47
-	-	-	-	-	" "	48
-	-	-	-	27	" "	49
-	-	-	-	-	" "	50
-	-	-	-	27	" "	51
-	-	-	-	27	" "	52
-	-	-	-	-	" "	53
-	-	-	-	-	" "	54

Voir note(s) à la fin du tableau.

TABLE 2. Revenue Freight Carried by Railways Within Canada, 1982

Commodity		Class I - Classe I		Class II - Classe II			
		Canadian National Canadien National	Canadian Pacific Canadien Pacifique	Algoma Central	British Columbia Railway	Canada Southern (Consolidated Rail)	Chesapeake and Ohio
Food, feed, beverages and tobacco (C.L.):							
156. Tobacco, unmanufactured:							
1	Number of railway cars loaded	carloads	-	-	-	-	-
2	Loaded onto railway cars in Canada	metric tonnes	-	-	-	-	-
3	Received from other railways in Canada	" "	-	-	-	-	-
	Received from United States rail:						
4	Destined to Canadian points	" "	-	-	-	-	-
5	Destined to United States points	" "	-	-	-	-	-
6	Total freight traffic carried(1)	" "	-	-	-	-	-
7	Unloaded from railway cars in Canada	" "	-	-	-	-	-
8	Delivered to other railways in Canada	" "	-	-	-	-	-
9	Delivered to United States rail connections	" "	-	-	-	-	-
158. Tobacco, manufactured, n.e.s.:							
10	Number of railway cars loaded	carloads	6	-	-	-	-
11	Loaded onto railway cars in Canada	metric tonnes	161	-	-	-	-
12	Received from other railways in Canada	" "	-	-	-	-	-
	Received from United States rail:						
13	Destined to Canadian points	" "	312	-	-	-	-
14	Destined to United States points	" "	-	-	-	-	-
15	Total freight traffic carried(1)	" "	473	-	-	-	-
16	Unloaded from railway cars in Canada	" "	474	-	-	-	-
17	Delivered to other railways in Canada	" "	-	-	-	-	-
18	Delivered to United States rail connections	" "	-	-	-	-	-
992. Total:							
19	Number of railway cars loaded	carloads	273 127	279 555	-	6 753	4 053
20	Loaded onto railway cars in Canada	metric tonnes	17 119 317	19 363 206	-	230 982	153 581
21	Received from other railways in Canada	" "	754 457	425 155	595	927	16 353
	Received from United States rail:						
22	Destined to Canadian points	" "	1 217 391	436 236	-	-	6 818
23	Destined to United States points	" "	367 071	214 019	-	-	-
24	Total freight traffic carried(1)	" "	19 458 236	20 438 616	595	231 909	176 752
25	Unloaded from railway cars in Canada	" "	17 567 308	19 346 214	595	197 334	812
26	Delivered to other railways in Canada	" "	1 246 294	498 154	-	34 533	155 476
27	Delivered to United States rail connections	" "	644 635	594 249	-	42	20 664
Section III:							
Crude materials, inedible (C.L.):							
160. Raw hides and skins including fur skins:							
28	Number of railway cars loaded	carloads	-	50	-	-	1
29	Loaded onto railway cars in Canada	metric tonnes	-	2 563	-	-	18
30	Received from other railways in Canada	" "	-	-	-	-	-
	Received from United States rail:						
31	Destined to Canadian points	" "	5 654	447	-	-	219
32	Destined to United States points	" "	245	35	-	-	-
33	Total freight traffic carried(1)	" "	5 899	3 045	-	-	237
34	Unloaded from railway cars in Canada	" "	5 654	2 356	-	-	-
35	Delivered to other railways in Canada	" "	-	-	-	-	219
36	Delivered to United States rail connections	" "	245	689	-	-	18
162. Primary tankage:							
37	Number of railway cars loaded	carloads	4	282	-	-	-
38	Loaded onto railway cars in Canada	metric tonnes	231	16 414	-	-	-
39	Received from other railways in Canada	" "	153	581	-	-	-
	Received from United States rail:						
40	Destined to Canadian points	" "	1 143	1 268	-	-	-
41	Destined to United States points	" "	163	770	-	-	-
42	Total freight traffic carried(1)	" "	1 690	19 033	-	-	898
43	Unloaded from railway cars in Canada	" "	1 528	8 539	-	-	-
44	Delivered to other railways in Canada	" "	-	2 843	-	-	-
45	Delivered to United States rail connections	" "	163	7 650	-	-	898
164. Crude animal products, inedible, n.e.s. (excluding fibres):							
46	Number of railway cars loaded	carloads	1	2	-	-	-
47	Loaded onto railway cars in Canada	metric tonnes	34	23	-	-	-
48	Received from other railways in Canada	" "	45	136	-	-	-
	Received from United States rail:						
49	Destined to Canadian points	" "	621	386	-	-	-
50	Destined to United States points	" "	-	-	-	-	-
51	Total freight traffic carried(1)	" "	700	545	-	-	-
52	Unloaded from railway cars in Canada	" "	485	545	-	-	-
53	Delivered to other railways in Canada	" "	181	-	-	-	-
54	Delivered to United States rail connections	" "	34	-	-	-	-

See footnote(s) at end of table.

TABLEAU 2. Marchandises payantes transportées par chemin de fer au Canada, 1982

Class II - Classe II				Grand total all Railways	Type de marchandise	No
Toronto, Hamilton and Buffalo	Ontario Northland	Quebec North Shore and Labrador	All other Tous autres	Total général tous chemins de fer		
					Denrées alimentaires, aliments pour animaux, boissons et tabacs (charge complète):	
					156. Tabacs bruts:	
-	-	-	-	-	wagon	Nombre de wagons chargés
-	-	-	-	-	tonnes métriques	Chargées sur wagons au Canada
-	-	-	-	-	" "	En provenance d'autres chemins de fer au Canada
-	-	-	-	-	" "	En provenance des Etats-Unis:
-	-	-	-	-	" "	A destination du Canada
-	-	-	-	-	" "	A destination des Etats-Unis
-	-	-	-	-	" "	Total du trafic marchandises transportées(1)
-	-	-	-	-	" "	Déchargées du wagon au Canada
-	-	-	-	-	" "	Remises aux autres chemins de fer au Canada
-	-	-	-	-	" "	Remises au réseau des Etats-Unis
					158. Tabacs fabriqués, n.d.a.:	
-	-	-	-	-	6 wagon	Nombre de wagons chargés
-	-	-	-	-	161 tonnes métriques	Chargées sur wagons au Canada
-	-	-	-	-	" "	En provenance d'autres chemins de fer au Canada
-	-	-	-	-	" "	En provenance des Etats-Unis:
-	-	-	-	-	312 " "	A destination du Canada
-	-	-	-	-	" "	A destination des Etats-Unis
-	-	-	-	-	473 " "	Total du trafic marchandises transportées(1)
-	-	-	-	-	474 " "	Déchargées du wagon au Canada
-	-	-	-	-	" "	Remises aux autres chemins de fer au Canada
-	-	-	-	-	" "	Remises au réseau des Etats-Unis
					992. Total:	
684	53	587	589	567 911	wagon	Nombre de wagons chargés
24 965	927	13 558	24 333	37 105 754	tonnes métriques	Chargées sur wagons au Canada
28 024	2 370	-	441 427	1 670 395	" "	En provenance d'autres chemins de fer au Canada
-	-	-	87 901	1 762 757	" "	En provenance des Etats-Unis:
-	-	-	18 321	722 967	" "	A destination du Canada
-	-	-	-	-	" "	A destination des Etats-Unis
52 989	3 297	13 558	571 982	41 261 873	" "	Total du trafic marchandises transportées(1)
17 478	3 068	13 346	480 265	37 644 583	" "	Déchargées du wagon au Canada
35 511	229	212	77 307	2 217 933	" "	Remises aux autres chemins de fer au Canada
-	-	-	14 411	1 399 359	" "	Remises au réseau des Etats-Unis
					Section III:	
					Matières brutes, non comestibles (charge complète):	
					160. Cuir et peaux bruts, y compris les pelleteries:	
-	1	-	-	52	wagon	Nombre de wagons chargés
-	14	-	-	2 595	tonnes métriques	Chargées sur wagons au Canada
-	-	-	-	-	" "	En provenance d'autres chemins de fer au Canada
-	-	-	283	6 603	" "	En provenance des Etats-Unis:
-	-	-	-	581	" "	A destination du Canada
-	14	-	283	9 779	" "	A destination des Etats-Unis
-	-	-	-	-	" "	Total du trafic marchandises transportées(1)
-	14	-	283	8 024	" "	Déchargées du wagon au Canada
-	-	-	-	502	" "	Remises aux autres chemins de fer au Canada
-	-	-	-	1 253	" "	Remises au réseau des Etats-Unis
					162. Dechets d'abattoir non conditionnés:	
-	-	-	-	286	wagon	Nombre de wagons chargés
-	-	-	-	16 645	tonnes métriques	Chargées sur wagons au Canada
-	-	-	2 663	3 397	" "	En provenance d'autres chemins de fer au Canada
-	-	-	196	2 607	" "	En provenance des Etats-Unis:
-	-	-	581	2 412	" "	A destination du Canada
-	-	-	3 440	25 061	" "	A destination des Etats-Unis
-	-	-	-	-	" "	Total du trafic marchandises transportées(1)
-	-	-	2 859	12 926	" "	Déchargées du wagon au Canada
-	-	-	581	3 424	" "	Remises aux autres chemins de fer au Canada
-	-	-	-	8 711	" "	Remises au réseau des Etats-Unis
					164. Produits bruts d'origine animale, non comestibles, n.d.a. (sauf les fibres):	
-	-	-	-	3	wagon	Nombre de wagons chargés
-	-	-	-	57	tonnes métriques	Chargées sur wagons au Canada
-	-	-	-	181	" "	En provenance d'autres chemins de fer au Canada
-	-	-	-	-	" "	En provenance des Etats-Unis:
-	-	-	545	1 552	" "	A destination du Canada
-	-	-	-	-	" "	A destination des Etats-Unis
-	-	-	545	1 790	" "	Total du trafic marchandises transportées(1)
-	-	-	318	1 348	" "	Déchargées du wagon au Canada
-	-	-	227	408	" "	Remises aux autres chemins de fer au Canada
-	-	-	-	34	" "	Remises au réseau des Etats-Unis

Voir note(s) à la fin du tableau.

TABLE 2. Revenue Freight Carried by Railways Within Canada, 1982

No	Commodity		Class I - Classe I		Class II - Classe II			
			Canadian National	Canadian Pacific	Algoma Central	British Columbia Railway	Canada Southern (Consolidated Rail)	Chesapeake and Ohio
			Canadien National	Canadien Pacifique				
Crude materials, inedible (C.L.):								
166. Seeds for sowing, n.e.s.:								
1	Number of railway cars loaded	carloads	189	108	-	216	-	-
2	Loaded onto railway cars in Canada	metric tonnes	12 364	7 411	-	15 258	-	-
3	Received from other railways in Canada	" "	136	2 621	-	-	54	-
Received from United States rail:								
4	Destined to Canadian points	" "	1 632	2 217	-	-	-	235
5	Destined to United States points	" "	-	403	-	-	-	28
6	Total freight traffic carried(1)	" "	14 132	12 652	-	15 258	54	263
7	Unloaded from railway cars in Canada	" "	9 872	5 204	-	15 047	-	235
8	Delivered to other railways in Canada	" "	2 852	97	-	210	-	-
9	Delivered to United States rail connections	" "	1 408	7 351	-	-	54	28
168. Flaxseed:								
10	Number of railway cars loaded	carloads	2,325	3,345	-	3	-	-
11	Loaded onto railway cars in Canada	metric tonnes	154 710	240 604	-	220	-	-
12	Received from other railways in Canada	" "	1 471	79	-	-	-	-
Received from United States rail:								
13	Destined to Canadian points	" "	-	-	-	-	-	-
14	Destined to United States points	" "	-	-	-	-	-	-
15	Total freight traffic carried(1)	" "	156 181	240 683	-	220	-	-
16	Unloaded from railway cars in Canada	" "	152 499	236 657	-	220	-	-
17	Delivered to other railways in Canada	" "	3 365	-	-	-	-	-
18	Delivered to United States rail connections	" "	318	4 025	-	-	-	-
170. Rapeseed:								
19	Number of railway cars loaded	carloads	14,223	7,268	-	-	-	-
20	Loaded onto railway cars in Canada	metric tonnes	976 409	531 011	-	-	-	-
21	Received from other railways in Canada	" "	36 804	4 814	-	-	-	-
Received from United States rail:								
22	Destined to Canadian points	" "	-	-	-	-	-	-
23	Destined to United States points	" "	-	-	-	-	-	-
24	Total freight traffic carried(1)	" "	1 013 213	535 825	-	-	-	-
25	Unloaded from railway cars in Canada	" "	983 923	535 258	-	-	-	-
26	Delivered to other railways in Canada	" "	29 257	566	-	-	-	-
27	Delivered to United States rail connections	" "	34	-	-	-	-	-
172. Soybeans:								
28	Number of railway cars loaded	carloads	135	1	-	-	-	-
29	Loaded onto railway cars in Canada	metric tonnes	9 936	75	-	-	-	-
30	Received from other railways in Canada	" "	-	-	-	-	-	-
Received from United States rail:								
31	Destined to Canadian points	" "	7 262	6 819	-	-	-	2 968
32	Destined to United States points	" "	-	-	-	-	-	68
33	Total freight traffic carried(1)	" "	17 198	6 894	-	-	-	3 036
34	Unloaded from railway cars in Canada	" "	17 198	6 895	-	-	-	2 968
35	Delivered to other railways in Canada	" "	-	-	-	-	-	-
36	Delivered to United States rail connections	" "	-	-	-	-	-	68
174. Oil seeds, oil nuts and oil kernels, n.e.s.:								
37	Number of railway cars loaded	carloads	253	397	-	-	-	-
38	Loaded onto railway cars in Canada	metric tonnes	14 752	23 602	-	-	-	-
39	Received from other railways in Canada	" "	566	5 156	-	-	286	-
Received from United States rail:								
40	Destined to Canadian points	" "	6 897	20 429	-	-	499	-
41	Destined to United States points	" "	-	346	-	-	-	-
42	Total freight traffic carried(1)	" "	22 215	49 533	-	-	785	-
43	Unloaded from railway cars in Canada	" "	15 925	47 199	-	-	-	-
44	Delivered to other railways in Canada	" "	4 436	657	-	-	499	-
45	Delivered to United States rail connections	" "	1 854	1 676	-	-	286	-
176. Rubber and allied gums, natural:								
46	Number of railway cars loaded	carloads	349	461	-	-	-	-
47	Loaded onto railway cars in Canada	metric tonnes	16 963	24 147	-	-	-	-
48	Received from other railways in Canada	" "	233	1 119	-	-	-	-
Received from United States rail:								
49	Destined to Canadian points	" "	142	-	-	-	-	-
50	Destined to United States points	" "	-	-	-	-	-	-
51	Total freight traffic carried(1)	" "	17 338	25 266	-	-	-	-
52	Unloaded from railway cars in Canada	" "	17 265	19 642	-	-	-	-
53	Delivered to other railways in Canada	" "	-	5 624	-	-	-	-
54	Delivered to United States rail connections	" "	73	-	-	-	-	-

See footnote(s) at end of table.

TABLEAU 2. Marchandises payantes transportées par chemin de fer au Canada, 1982

Class II - Classe II				Grand total all Railways	Type de marchandise	No
Toronto, Hamilton and Buffalo	Ontario Northland	Quebec North Shore and Labrador	All other Tous autres	Total général tous chemins de fer		
					Matières brutes, non comestibles (charge complète):	
					166. Semences, n.d.a.:	
				513	wagon	Nombre de wagons chargés
				35 033	tonnes métriques	Chargées sur wagons au Canada
54			45	2 910	" "	En provenance d'autres chemins de fer au Canada
					" "	En provenance des Etats-Unis:
				4 084	" "	A destination du Canada
				431	" "	A destination des Etats-Unis
54			45	42 458	" "	Total du trafic marchandises transportées(1)
			45	30 403	" "	Déchargées du wagon au Canada
54				3 213	" "	Remises aux autres chemins de fer au Canada
				8 841	" "	Remises au réseau des Etats-Unis
						168. Lin:
				5 673	wagon	Nombre de wagons chargés
				395 534	tonnes métriques	Chargées sur wagons au Canada
				1 550	" "	En provenance d'autres chemins de fer au Canada
					" "	En provenance des Etats-Unis:
					" "	A destination du Canada
					" "	A destination des Etats-Unis
				397 084	" "	Total du trafic marchandises transportées(1)
				389 378	" "	Déchargées du wagon au Canada
				3 365	" "	Remises aux autres chemins de fer au Canada
				4 343	" "	Remises au réseau des Etats-Unis
						170. Coïza:
				21 491	wagon	Nombre de wagons chargés
				1 507 420	tonnes métriques	Chargées sur wagons au Canada
				41 618	" "	En provenance d'autres chemins de fer au Canada
					" "	En provenance des Etats-Unis:
					" "	A destination du Canada
					" "	A destination des Etats-Unis
				1 549 038	" "	Total du trafic marchandises transportées(1)
				1 519 181	" "	Déchargées du wagon au Canada
				29 823	" "	Remises aux autres chemins de fer au Canada
				34	" "	Remises au réseau des Etats-Unis
						172. Soja:
				136	wagon	Nombre de wagons chargés
				10 011	tonnes métriques	Chargées sur wagons au Canada
					" "	En provenance d'autres chemins de fer au Canada
					" "	En provenance des Etats-Unis:
			3 509	20 558	" "	A destination du Canada
				66	" "	A destination des Etats-Unis
			3 509	30 637	" "	Total du trafic marchandises transportées(1)
			3 509	30 570	" "	Déchargées du wagon au Canada
					" "	Remises aux autres chemins de fer au Canada
				68	" "	Remises au réseau des Etats-Unis
						174. Graines oléagineuses, noix oléagineuses et amandes oléagineuses, n.d.a.:
			19	669	wagon	Nombre de wagons chargés
			1 310	39 664	tonnes métriques	Chargées sur wagons au Canada
286				7 416	" "	En provenance d'autres chemins de fer au Canada
					" "	En provenance des Etats-Unis:
			2 892	30 717	" "	A destination du Canada
				346	" "	A destination des Etats-Unis
286			5 324	78 143	" "	Total du trafic marchandises transportées(1)
			3 212	66 336	" "	Déchargées du wagon au Canada
286			856	6 734	" "	Remises aux autres chemins de fer au Canada
			1 256	5 072	" "	Remises au réseau des Etats-Unis
						176. Caoutchouc et gommes analogues:
			18	828	wagon	Nombre de wagons chargés
			909	42 019	tonnes métriques	Chargées sur wagons au Canada
293			28 964	30 609	" "	En provenance d'autres chemins de fer au Canada
					" "	En provenance des Etats-Unis:
			1 738	1 880	" "	A destination du Canada
					" "	A destination des Etats-Unis
293			31 611	74 508	" "	Total du trafic marchandises transportées(1)
293			6 274	43 474	" "	Déchargées du wagon au Canada
			24 470	30 094	" "	Remises aux autres chemins de fer au Canada
			867	940	" "	Remises au réseau des Etats-Unis

Voir note(s) à la fin du tableau.

TABLE 2. Revenue Freight Carried by Railways Within Canada, 1982

Commodity		Class I - Classe I		Class II - Classe II			
		Canadian National Canadien National	Canadian Pacific Canadien Pacifique	Algoma Central	British Columbia Railway	Canada Southern (Consolidated Rail)	Chesapeake and Ohio
Crude materials, inedible (C.L.):							
178. Peatmoss and mosses, n.e.s.:							
1	Number of railway cars loaded		113	430	-	-	3
2	Loaded onto railway cars in Canada		3 870	11 654	-	-	73
3	Received from other railways in Canada		-	-	-	-	-
4	Received from United States rail:		-	-	-	-	-
5	Destined to Canadian points		-	-	-	-	-
6	Destined to United States points		136	-	-	-	-
6	Total freight traffic carried(1)		4 006	11 654	-	-	73
7	Unloaded from railway cars in Canada		284	933	-	-	-
8	Delivered to other railways in Canada		32	3 678	-	-	-
9	Delivered to United States rail connections		3 690	7 042	-	-	73
180. Other crude vegetable materials inedible, n.e.s.:							
10	Number of railway cars loaded		10	79	-	-	1
11	Loaded onto railway cars in Canada		397	5 029	-	-	59
12	Received from other railways in Canada		134	378	-	-	-
13	Received from United States rail:		-	-	-	-	-
14	Destined to Canadian points		1 219	1 131	-	-	54
15	Destined to United States points		-	-	-	-	272
15	Total freight traffic carried(1)		1 750	6 538	-	-	455
16	Unloaded from railway cars in Canada		1 690	6 493	-	-	272
17	Delivered to other railways in Canada		61	46	-	-	59
18	Delivered to United States rail connections		-	-	-	-	124
182. Logs and bolts of wood:							
19	Number of railway cars loaded		4 386	6 546	1 961	690	-
20	Loaded onto railway cars in Canada		194 826	420 888	78 921	41 837	-
21	Received from other railways in Canada		1 039	3 128	-	-	-
22	Received from United States rail:		-	-	-	-	-
23	Destined to Canadian points		1 296	900	-	-	44
24	Destined to United States points		-	27	-	-	-
24	Total freight traffic carried(1)		197 161	424 943	78 921	41 837	44
25	Unloaded from railway cars in Canada		196 904	424 145	75 726	41 837	-
26	Delivered to other railways in Canada		258	771	3 194	-	44
27	Delivered to United States rail connections		-	27	-	-	-
184. Fence posts, pitprops and piling of wood:							
28	Number of railway cars loaded		43	92	-	57	-
29	Loaded onto railway cars in Canada		1 818	3 746	-	2 488	-
30	Received from other railways in Canada		712	186	-	305	-
31	Received from United States rail:		-	-	-	-	-
32	Destined to Canadian points		179	406	-	-	-
33	Destined to United States points		-	33	-	-	-
33	Total freight traffic carried(1)		2 709	4 371	-	2 793	-
34	Unloaded from railway cars in Canada		2 586	2 800	-	1 172	-
35	Delivered to other railways in Canada		59	668	-	1 559	-
36	Delivered to United States rail connections		64	903	-	61	-
186. Round timber, n.e.s.:							
37	Number of railway cars loaded		999	1 084	4	-	-
38	Loaded onto railway cars in Canada		48 186	39 911	99	-	-
39	Received from other railways in Canada		7 345	11 167	520	-	434
40	Received from United States rail:		-	-	-	-	-
41	Destined to Canadian points		10 076	2 421	-	-	70
42	Destined to United States points		809	1 863	-	-	-
42	Total freight traffic carried(1)		66 416	55 362	619	-	434
43	Unloaded from railway cars in Canada		50 815	41 888	467	-	434
44	Delivered to other railways in Canada		8 104	2 866	151	-	-
45	Delivered to United States rail connections		7 497	10 608	-	-	-
188. Pulpwood logs:							
46	Number of railway cars loaded		36 328	4 370	1 285	-	-
47	Loaded onto railway cars in Canada		2 144 766	288 276	62 178	-	-
48	Received from other railways in Canada		83 756	376 039	45	5 703	-
49	Received from United States rail:		-	-	-	-	-
50	Destined to Canadian points		-	1 031	-	-	-
51	Destined to United States points		127	332	-	-	-
51	Total freight traffic carried(1)		2 228 649	665 678	62 223	5 703	-
52	Unloaded from railway cars in Canada		1 447 146	661 062	57 546	5 703	-
53	Delivered to other railways in Canada		707 838	-	4 677	-	-
54	Delivered to United States rail connections		73 665	4 616	-	-	-

See footnote(s) at end of table.

TABLE 2. Revenue Freight Carried by Railways Within Canada, 1982

No.	Commodity		Class I - Classe I		Class II - Classe II			
			Canadian National Canadien National	Canadian Pacific Canadien Pacifique	Algoma Central	British Columbia Railway	Canada Southern (Consolidated Rail)	Chesapeake and Ohio
Crude materials, inedible (C.L.):								
190. Pulpwood chips:								
1	Number of railway cars loaded	carloads	71,167	26,005	1,046	37,364	-	-
2	Loaded onto railway cars in Canada	metric tonnes	3 755 463	1 278 168	58 183	2 250 075	-	-
3	Received from other railways in Canada	" "	26 655	120 431	22 671	62	-	-
4	Received from United States rail:							
5	Destined to Canadian points	" "	-	74	-	-	-	-
6	Destined to United States points	" "	-	-	-	-	-	-
6	Total freight traffic carried(1)	" "	3 782 118	1 398 673	80 854	2 250 137	-	-
7	Unloaded from railway cars in Canada	" "	3 627 482	1 398 029	-	2 236 705	-	-
8	Delivered to other railways in Canada	" "	154 636	644	80 854	13 432	-	-
9	Delivered to United States rail connections	" "	-	-	-	-	-	-
192. Christmas trees:								
10	Number of railway cars loaded	carloads	36	15	-	-	-	-
11	Loaded onto railway cars in Canada	metric tonnes	585	184	-	-	-	-
12	Received from other railways in Canada	" "	-	-	-	-	-	-
13	Received from United States rail:							
14	Destined to Canadian points	" "	-	-	-	-	-	-
15	Destined to United States points	" "	-	-	-	-	-	25
15	Total freight traffic carried(1)	" "	585	184	-	-	-	25
16	Unloaded from railway cars in Canada	" "	133	-	-	-	-	-
17	Delivered to other railways in Canada	" "	-	-	-	-	-	-
18	Delivered to United States rail connections	" "	452	184	-	-	-	25
194. Other crude wood materials, n.e.s.:								
19	Number of railway cars loaded	carloads	54	3	-	-	-	-
20	Loaded onto railway cars in Canada	metric tonnes	1 964	210	-	-	-	-
21	Received from other railways in Canada	" "	3 649	-	-	-	-	-
22	Received from United States rail:							
23	Destined to Canadian points	" "	595	-	-	-	-	-
24	Destined to United States points	" "	-	45	-	-	-	-
24	Total freight traffic carried(1)	" "	6 208	255	-	-	-	-
25	Unloaded from railway cars in Canada	" "	6 091	46	-	-	-	-
26	Delivered to other railways in Canada	" "	-	-	-	-	-	-
27	Delivered to United States rail connections	" "	117	209	-	-	-	-
196. Silk, wool and animal hair:								
28	Number of railway cars loaded	carloads	-	24	-	-	-	-
29	Loaded onto railway cars in Canada	metric tonnes	-	400	-	-	-	-
30	Received from other railways in Canada	" "	-	-	-	-	13	-
31	Received from United States rail:							
32	Destined to Canadian points	" "	-	-	-	-	-	-
33	Destined to United States points	" "	-	18	-	-	-	-
33	Total freight traffic carried(1)	" "	-	418	-	-	13	-
34	Unloaded from railway cars in Canada	" "	-	387	-	-	-	-
35	Delivered to other railways in Canada	" "	-	13	-	-	-	-
36	Delivered to United States rail connections	" "	-	18	-	-	13	-
198. Cotton:								
37	Number of railway cars loaded	carloads	-	13	-	-	-	-
38	Loaded onto railway cars in Canada	metric tonnes	-	533	-	-	-	-
39	Received from other railways in Canada	" "	3 093	1 435	-	-	-	-
40	Received from United States rail:							
41	Destined to Canadian points	" "	22 135	18 448	-	-	-	-
42	Destined to United States points	" "	-	186	-	-	-	-
42	Total freight traffic carried(1)	" "	25 228	20 602	-	-	-	-
43	Unloaded from railway cars in Canada	" "	22 177	19 919	-	-	-	-
44	Delivered to other railways in Canada	" "	3 052	497	-	-	-	-
45	Delivered to United States rail connections	" "	-	186	-	-	-	-
200. Vegetable and man-made textile fibres, excluding cotton:								
46	Number of railway cars loaded	carloads	180	584	-	-	-	-
47	Loaded onto railway cars in Canada	metric tonnes	6 695	22 171	-	-	-	-
48	Received from other railways in Canada	" "	-	236	-	-	19 458	-
49	Received from United States rail:							
50	Destined to Canadian points	" "	874	274	-	-	236	-
51	Destined to United States points	" "	54	-	-	-	-	-
51	Total freight traffic carried(1)	" "	7 623	22 681	-	-	19 694	-
52	Unloaded from railway cars in Canada	" "	961	1 189	-	-	-	-
53	Delivered to other railways in Canada	" "	24	20 591	-	-	236	-
54	Delivered to United States rail connections	" "	6 638	900	-	-	19 458	-

See footnote(s) at end of table.

TABLEAU 2. Marchandises payantes transportées par chemin de fer au Canada, 1982

Class II - Classe II				Grand total all Railways Total général tous chemins de fer	Type de marchandise	No
Toronto, Hamilton and Buffalo	Ontario Northland	Quebec North Shore and Labrador	All other Tous autres			
					Matières brutes, non comestibles (charge complète):	
					190. Copeaux de bois à pâte:	
-	-	-	529	136 111	wagon	Nombre de wagons chargés
-	-	-	28 600	7 370 489	tonnes métriques	Chargées sur wagons au Canada
-	-	-	-	169 819	" "	En provenance d'autres chemins de fer au Canada
-	-	-	151	225	" "	En provenance des Etats-Unis:
-	-	-	52 887	52 887	" "	A destination du Canada
-	-	-	81 638	7 593 420	" "	A destination des Etats-Unis
-	-	-	64	7 262 280	" "	Total du trafic marchandises transportées(1)
-	-	-	87	249 653	" "	Déchargées du wagon au Canada
-	-	-	81 487	81 487	" "	Remises aux autres chemins de fer au Canada
						Remises au réseau des Etats-Unis
						192. Arbres de Noël:
-	-	-	-	51	wagon	Nombre de wagons chargés
-	-	-	-	769	tonnes métriques	Chargées sur wagons au Canada
-	-	-	240	240	" "	En provenance d'autres chemins de fer au Canada
-	-	-	-	-	" "	En provenance des Etats-Unis:
-	-	-	-	-	" "	A destination du Canada
-	-	-	385	410	" "	A destination des Etats-Unis
-	-	-	625	1 419	" "	Total du trafic marchandises transportées(1)
-	-	-	-	133	" "	Déchargées du wagon au Canada
-	-	-	-	-	" "	Remises aux autres chemins de fer au Canada
-	-	-	625	1 286	" "	Remises au réseau des Etats-Unis
						194. Autres matières de bois brutes, n.d.a.:
-	1	-	-	58	wagon	Nombre de wagons chargés
-	42	-	-	2 216	tonnes métriques	Chargées sur wagons au Canada
-	-	-	148	3 797	" "	En provenance d'autres chemins de fer au Canada
-	-	-	-	595	" "	En provenance des Etats-Unis:
-	-	-	64	109	" "	A destination du Canada
-	42	-	212	6 717	" "	A destination des Etats-Unis
-	-	-	-	6 137	" "	Total du trafic marchandises transportées(1)
-	42	-	-	42	" "	Déchargées du wagon au Canada
-	-	-	213	539	" "	Remises aux autres chemins de fer au Canada
						Remises au réseau des Etats-Unis
						196. Soie, laine et poil d'origine animale:
-	-	-	-	24	wagon	Nombre de wagons chargés
-	-	-	-	400	tonnes métriques	Chargées sur wagons au Canada
13	-	-	-	26	" "	En provenance d'autres chemins de fer au Canada
-	-	-	-	-	" "	En provenance des Etats-Unis:
-	-	-	-	-	" "	A destination du Canada
-	-	-	-	18	" "	A destination des Etats-Unis
13	-	-	-	444	" "	Total du trafic marchandises transportées(1)
-	-	-	-	387	" "	Déchargées du wagon au Canada
13	-	-	-	26	" "	Remises aux autres chemins de fer au Canada
-	-	-	-	31	" "	Remises au réseau des Etats-Unis
						198. Colon:
-	-	-	-	13	wagon	Nombre de wagons chargés
-	-	-	-	533	tonnes métriques	Chargées sur wagons au Canada
-	-	-	-	4 528	" "	En provenance d'autres chemins de fer au Canada
-	-	-	-	-	" "	En provenance des Etats-Unis:
-	-	-	556	41 139	" "	A destination du Canada
-	-	-	-	186	" "	A destination des Etats-Unis
-	-	-	556	46 386	" "	Total du trafic marchandises transportées(1)
-	-	-	422	42 518	" "	Déchargées du wagon au Canada
-	-	-	134	3 683	" "	Remises aux autres chemins de fer au Canada
-	-	-	-	186	" "	Remises au réseau des Etats-Unis
						200. Fibres textiles végétales et chimiques (sauf le coton):
-	-	-	-	764	wagon	Nombre de wagons chargés
19 756	-	-	64	28 866	tonnes métriques	Chargées sur wagons au Canada
-	-	-	-	39 514	" "	En provenance d'autres chemins de fer au Canada
-	-	-	-	-	" "	En provenance des Etats-Unis:
-	-	-	278	1 662	" "	A destination du Canada
-	-	-	-	54	" "	A destination des Etats-Unis
19 756	-	-	342	70 096	" "	Total du trafic marchandises transportées(1)
-	-	-	278	2 428	" "	Déchargées du wagon au Canada
19 756	-	-	64	40 671	" "	Remises aux autres chemins de fer au Canada
-	-	-	-	26 996	" "	Remises au réseau des Etats-Unis

Voir note(s) à la fin du tableau.

TABLE 2. Revenue Freight Carried by Railways Within Canada, 1982

No.	Commodity	Class I - Classe I		Class II - Classe II			
		Canadian National Canadien National	Canadian Pacific Canadien Pacifique	Algoma Central	British Columbia Railway	Canada Southern (Consolidated Rail)	Chesapeake and Ohio
Crude materials, inedible (C.L.):							
202. Bauxite ore and alumina:							
1	Number of railway cars loaded	carloads	167	1	-	1	-
2	Loaded onto railway cars in Canada	metric tonnes	13 290	45	-	36	-
3	Received from other railways in Canada	" "	305 011	3 984	-	4 171	-
4	Received from United States rail:						
4	Destined to Canadian points	" "	24 175	11 954	-	16 020	-
5	Destined to United States points	" "	-	130	-	-	6 477
6	Total freight traffic carried(1)	" "	342 476	16 113	-	20 227	6 477
7	Unloaded from railway cars in Canada	" "	316 058	15 269	-	19 130	-
8	Delivered to other railways in Canada	" "	2 454	670	-	1 061	-
9	Delivered to United States rail connections	" "	23 964	175	-	36	6 477
204. Copper ores and concentrates:							
10	Number of railway cars loaded	carloads	8,110	5,080	-	1,529	-
11	Loaded onto railway cars in Canada	metric tonnes	641 262	457 100	-	137 512	-
12	Received from other railways in Canada	" "	5 480	181	1 769	5 408	-
13	Received from United States rail:						
13	Destined to Canadian points	" "	1 993	75	-	25 867	-
14	Destined to United States points	" "	-	-	-	-	-
15	Total freight traffic carried(1)	" "	648 735	457 356	1 769	168 787	-
16	Unloaded from railway cars in Canada	" "	509 362	376 106	-	165 174	-
17	Delivered to other railways in Canada	" "	138 829	81 249	1 769	3 613	-
18	Delivered to United States rail connections	" "	543	-	-	-	-
206. Copper matte and precipitates:							
19	Number of railway cars loaded	carloads	-	-	-	-	-
20	Loaded onto railway cars in Canada	metric tonnes	-	-	-	-	-
21	Received from other railways in Canada	" "	-	-	-	-	-
22	Received from United States rail:						
22	Destined to Canadian points	" "	-	-	-	-	-
23	Destined to United States points	" "	-	-	-	-	-
24	Total freight traffic carried(1)	" "	-	-	-	-	-
25	Unloaded from railway cars in Canada	" "	-	-	-	-	-
26	Delivered to other railways in Canada	" "	-	-	-	-	-
27	Delivered to United States rail connections	" "	-	-	-	-	-
208. Iron ore and concentrates:							
28	Number of railway cars loaded	carloads	16,495	543	10,129	-	-
29	Loaded onto railway cars in Canada	metric tonnes	1 172 905	37 574	869 457	-	-
30	Received from other railways in Canada	" "	1 723 824	-	347	-	-
31	Received from United States rail:					651	-
31	Destined to Canadian points	" "	5 020	2 931	-	-	-
32	Destined to United States points	" "	-	-	-	-	-
33	Total freight traffic carried(1)	" "	2 901 749	40 505	869 804	651	-
34	Unloaded from railway cars in Canada	" "	2 900 195	32 570	868 793	-	-
35	Delivered to other railways in Canada	" "	863	363	1 012	-	-
36	Delivered to United States rail connections	" "	692	7 572	-	-	651
210. Lead ore and concentrates:							
37	Number of railway cars loaded	carloads	4,220	1,828	-	-	-
38	Loaded onto railway cars in Canada	metric tonnes	336 234	151 263	-	-	-
39	Received from other railways in Canada	" "	19 704	30 505	-	-	-
40	Received from United States rail:						
40	Destined to Canadian points	" "	-	25 408	-	-	-
41	Destined to United States points	" "	-	-	-	-	-
42	Total freight traffic carried(1)	" "	355 938	207 176	-	-	-
43	Unloaded from railway cars in Canada	" "	309 403	194 060	-	-	-
44	Delivered to other railways in Canada	" "	26 832	8 114	-	-	-
45	Delivered to United States rail connections	" "	19 704	5 001	-	-	-
212. Manganese ore:							
46	Number of railway cars loaded	carloads	-	-	-	-	-
47	Loaded onto railway cars in Canada	metric tonnes	-	-	-	-	-
48	Received from other railways in Canada	" "	-	187	-	-	-
49	Received from United States rail:						
49	Destined to Canadian points	" "	2 540	2 135	-	-	503
50	Destined to United States points	" "	-	-	-	-	-
51	Total freight traffic carried(1)	" "	2 540	2 322	-	-	503
52	Unloaded from railway cars in Canada	" "	2 351	1 910	-	-	-
53	Delivered to other railways in Canada	" "	190	412	-	-	503
54	Delivered to United States rail connections	" "	-	-	-	-	-

See footnote(s) at end of table.

TABLEAU 2. Marchandises payantes transportées par chemin de fer au Canada, 1982

Class II - Classe II				Grand total all Railways	Type de marchandise	No
Toronto, Hamilton and Buffalo	Ontario Northland	Quebec North Shore and Labrador	All other Tous autres	Total général tous chemins de fer		
					Matières brutes, non comestibles (charge complète):	
					202. Minerais de bauxite et alumine:	
			36 564	36 733	wagon	1
			2 719 450	2 732 821	tonnes métriques	2
1 456	2 791		1 600	319 013	" "	3
			950	53 099	" "	4
				6 607	" "	5
1 456	2 791		2 722 000	3 111 540	" "	6
1 456	2 791		2 632 077	2 986 781	" "	7
			88 360	92 545	" "	8
			1 564	32 216	" "	9
					204. Minerais et concentrés de cuivre:	
	2 431		267	17 417	wagon	10
	214 045		22 636	1 472 555	tonnes métriques	11
	233 361		978	247 177	" "	12
			6 382	34 317	" "	13
					" "	14
	447 406		29 996	1 754 049	" "	15
	447 225		4 545	1 502 412	" "	16
	181		1 637	227 478	" "	17
			23 614	24 157	" "	18
					206. Matte et précipités de cuivre:	
					wagon	19
					tonnes métriques	20
					" "	21
					" "	22
					" "	23
					" "	24
					" "	25
					" "	26
					" "	27
					208. Minerais et concentrés de fer:	
	20 286	144 340	182 329	374 122	wagon	28
	1 860 770	14 717 037	16 786 303	35 444 046	tonnes métriques	29
651	4 622	3 261 001	3 267 420	8 258 516	" "	30
				7 951	" "	31
					" "	32
651	1 865 392	17 978 038	20 053 723	43 710 513	" "	33
	4 622	14 717 037	16 792 790	35 316 007	" "	34
651	1 860 770	3 261 001	3 260 933	8 385 593	" "	35
				8 915	" "	36
					210. Minerais et concentrés de plomb:	
	295		67	6 410	wagon	37
	25 928		5 750	519 175	tonnes métriques	38
			7 393	57 602	" "	39
				25 408	" "	40
					" "	41
	25 928		13 143	602 185	" "	42
			7 393	510 856	" "	43
	25 928			60 874	" "	44
			5 750	30 455	" "	45
					212. Minerais de manganèse:	
					wagon	46
					tonnes métriques	47
505	690			1 382	" "	48
			239	5 417	" "	49
					" "	50
505	690		239	8 799	" "	51
318	690		239	5 508	" "	52
188				1 293	" "	53
					" "	54

Voir note(s) à la fin du tableau.

TABLE 2. Revenue Freight Carried by Railways Within Canada, 1982

No.	Commodity		Class I - Classe I		Class II - Classe II			
			Canadian National Canadien National	Canadian Pacific Canadien Pacifique	Algoma Central	British Columbia Railway	Canada Southern (Consolidated Rail)	Chesapeake and Ohio
Crude materials, inedible (C.L.):								
214. Nickel, copper ores and concentrates:								
1	Number of railway cars loaded	carloads	1,684	24,304	-	-	-	-
2	Loaded onto railway cars in Canada	metric tonnes	129 165	1 760 573	-	-	-	-
3	Received from other railways in Canada	" "	-	-	-	-	-	-
4	Received from United States rail:	" "	-	-	-	-	-	-
5	Destined to Canadian points	" "	-	-	-	-	-	-
6	Destined to United States points	" "	-	-	-	-	-	-
6	Total freight traffic carried(1)	" "	129 165	1 760 573	-	-	-	-
7	Unloaded from railway cars in Canada	" "	129 096	1 760 573	-	-	-	-
8	Delivered to other railways in Canada	" "	-	-	-	-	-	-
9	Delivered to United States rail connections	" "	69	-	-	-	-	-
216. Nickel ore and concentrates:								
10	Number of railway cars loaded	carloads	3,046	-	-	-	-	-
11	Loaded onto railway cars in Canada	metric tonnes	227 974	-	-	-	-	-
12	Received from other railways in Canada	" "	-	-	-	-	-	-
13	Received from United States rail:	" "	-	-	-	-	-	-
14	Destined to Canadian points	" "	-	-	-	-	-	-
15	Destined to United States points	" "	-	-	-	-	-	-
15	Total freight traffic carried(1)	" "	227 974	-	-	-	-	-
16	Unloaded from railway cars in Canada	" "	227 974	-	-	-	-	-
17	Delivered to other railways in Canada	" "	-	-	-	-	-	-
18	Delivered to United States rail connections	" "	-	-	-	-	-	-
218. Matte, nickel, copper-nickel or nickel-iron chromium alloy:								
19	Number of railway cars loaded	carloads	338	233	-	-	-	-
20	Loaded onto railway cars in Canada	metric tonnes	25 372	21 045	-	-	-	-
21	Received from other railways in Canada	" "	45	-	-	-	-	-
22	Received from United States rail:	" "	-	-	-	-	-	-
23	Destined to Canadian points	" "	-	-	-	-	-	-
24	Destined to United States points	" "	-	-	-	-	-	-
24	Total freight traffic carried(1)	" "	25 417	21 045	-	-	-	-
25	Unloaded from railway cars in Canada	" "	25 418	16 815	-	-	-	-
26	Delivered to other railways in Canada	" "	-	4 230	-	-	-	-
27	Delivered to United States rail connections	" "	-	-	-	-	-	-
220. Tungsten ore and concentrates:								
28	Number of railway cars loaded	carloads	65	-	-	-	-	-
29	Loaded onto railway cars in Canada	metric tonnes	4 190	-	-	-	-	-
30	Received from other railways in Canada	" "	-	-	-	-	-	-
31	Received from United States rail:	" "	-	-	-	-	-	-
32	Destined to Canadian points	" "	-	-	-	-	-	-
33	Destined to United States points	" "	-	-	-	-	-	-
33	Total freight traffic carried(1)	" "	4 190	-	-	-	-	-
34	Unloaded from railway cars in Canada	" "	-	-	-	-	-	-
35	Delivered to other railways in Canada	" "	-	-	-	-	-	-
36	Delivered to United States rail connections	" "	4 190	-	-	-	-	-
222. Zinc ore and concentrates:								
37	Number of railway cars loaded	carloads	16 125	2,011	-	-	-	-
38	Loaded onto railway cars in Canada	metric tonnes	1 254 120	142 550	-	-	-	-
39	Received from other railways in Canada	" "	-	441 420	-	-	-	-
40	Received from United States rail:	" "	-	-	-	-	-	-
41	Destined to Canadian points	" "	-	66 261	-	-	-	-
42	Destined to United States points	" "	-	-	-	-	-	-
42	Total freight traffic carried(1)	" "	1 254 120	650 231	-	-	-	-
43	Unloaded from railway cars in Canada	" "	984 767	650 158	-	-	-	-
44	Delivered to other railways in Canada	" "	269 353	73	-	-	-	-
45	Delivered to United States rail connections	" "	-	-	-	-	-	-
224. Lead and zinc ores and concentrates:								
46	Number of railway cars loaded	carloads	5	1	-	-	-	-
47	Loaded onto railway cars in Canada	metric tonnes	404	59	-	-	-	-
48	Received from other railways in Canada	" "	-	130	-	-	-	-
49	Received from United States rail:	" "	-	-	-	-	-	-
50	Destined to Canadian points	" "	-	-	-	-	-	-
51	Destined to United States points	" "	-	-	-	-	-	-
51	Total freight traffic carried(1)	" "	404	189	-	-	-	-
52	Unloaded from railway cars in Canada	" "	-	130	-	-	-	-
53	Delivered to other railways in Canada	" "	240	-	-	-	-	-
54	Delivered to United States rail connections	" "	163	59	-	-	-	-

See footnote(s) at end of table.

TABLEAU 2. Marchandises payantes transportées par chemin de fer au Canada, 1982

Class II - Classe II				Grand total all Railways Total général tous chemins de fer	Type de marchandise	No
Toronto, Hamilton and Buffalo	Ontario Northland	Québec North Shore and Labrador	All other Tous autres			
					Matières brutes, non comestibles (charge complète):	
					214. Minerais et concentrés de nickel et de cuivre:	
				25 988	wagon	Nombre de wagons chargés
				1 889 738	tonnes métriques	Chargées sur wagons au Canada
						En provenance d'autres chemins de fer au Canada
						En provenance des Etats-Unis:
						A destination du Canada
						A destination des Etats-Unis
				1 889 738		Total du trafic marchandises transportées(1)
				1 889 669		Déchargées du wagon au Canada
						Remises aux autres chemins de fer au Canada
				69		Remises au réseau des Etats-Unis
						216. Minerais et concentrés de nickel:
				3,046	wagon	Nombre de wagons chargés
				227 974	tonnes métriques	Chargées sur wagons au Canada
						En provenance d'autres chemins de fer au Canada
						En provenance des Etats-Unis:
						A destination du Canada
						A destination des Etats-Unis
				227 974		Total du trafic marchandises transportées(1)
				227 974		Déchargées du wagon au Canada
						Remises aux autres chemins de fer au Canada
						Remises au réseau des Etats-Unis
						218. Mattes et alliages de nickel (cuivre-nickel et nickel-chrome-fer):
				571	wagon	Nombre de wagons chargés
				46 417	tonnes métriques	Chargées sur wagons au Canada
4 660				4 705		En provenance d'autres chemins de fer au Canada
						En provenance des Etats-Unis:
						A destination du Canada
						A destination des Etats-Unis
4 660				51 122		Total du trafic marchandises transportées(1)
4 660				46 893		Déchargées du wagon au Canada
				4 230		Remises aux autres chemins de fer au Canada
						Remises au réseau des Etats-Unis
						220. Minerais et concentrés de tungstène:
				65	wagon	Nombre de wagons chargés
				4 190	tonnes métriques	Chargées sur wagons au Canada
						En provenance d'autres chemins de fer au Canada
						En provenance des Etats-Unis:
						A destination du Canada
						A destination des Etats-Unis
				4 190		Total du trafic marchandises transportées(1)
						Déchargées du wagon au Canada
						Remises aux autres chemins de fer au Canada
				4 190		Remises au réseau des Etats-Unis
						222. Minerais et concentrés de zinc:
	1,953		1	20,090	wagon	Nombre de wagons chargés
	170 819		57	1 567 546	tonnes métriques	Chargées sur wagons au Canada
				441 420		En provenance d'autres chemins de fer au Canada
						En provenance des Etats-Unis:
			4 689	70 950		A destination du Canada
						A destination des Etats-Unis
	170 819		4 746	2 079 916		Total du trafic marchandises transportées(1)
			4 689	1 639 614		Déchargées du wagon au Canada
	170 819			440 245		Remises aux autres chemins de fer au Canada
			57	57		Remises au réseau des Etats-Unis
						224. Minerais et concentrés de plomb et de zinc:
				6	wagon	Nombre de wagons chargés
				463	tonnes métriques	Chargées sur wagons au Canada
				130		En provenance d'autres chemins de fer au Canada
						En provenance des Etats-Unis:
						A destination du Canada
						A destination des Etats-Unis
				593		Total du trafic marchandises transportées(1)
				130		Déchargées du wagon au Canada
				240		Remises aux autres chemins de fer au Canada
				222		Remises au réseau des Etats-Unis

Voir note(s) à la fin du tableau.

TABLE 2. Revenue Freight Carried by Railways Within Canada, 1982

No.	Commodity		Class I - Classe I		Class II - Classe II			
			Canadian National Canadien National	Canadian Pacific Canadien Pacifique	Algoma Central	British Columbia Railway	Canada Southern (Consolidated Rail)	Chesapeake and Ohio
Crude materials, inedible (C.L.):								
226. Metallic ores and concentrates, n.e.s.:								
1	Number of railway cars loaded	carloads	87	11	-	-	-	-
2	Loaded onto railway cars in Canada	metric tonnes	6 501	571	-	-	-	-
3	Received from other railways in Canada	" "	73	817	-	58	192	-
Received from United States rail:								
4	Destined to Canadian points	" "	20 182	6 632	-	-	2 197	-
5	Destined to United States points	" "	-	-	-	-	-	344
6	Total freight traffic carried(1)	" "	26 756	8 020	-	58	2 389	344
7	Unloaded from railway cars in Canada	" "	21 583	7 216	-	58	2 197	-
8	Delivered to other railways in Canada	" "	445	192	-	-	-	-
9	Delivered to United States rail connections	" "	4 729	612	-	-	192	344
228. Iron and steel scrap:								
10	Number of railway cars loaded	carloads	11 412	4 059	102	86	367	5
11	Loaded onto railway cars in Canada	metric tonnes	643 222	225 096	7 072	4 149	26 292	259
12	Received from other railways in Canada	" "	33 900	32 834	896	201	4 430	-
Received from United States rail:								
13	Destined to Canadian points	" "	25 890	37 920	-	-	85 547	32 002
14	Destined to United States points	" "	82	117	-	-	-	2 031
15	Total freight traffic carried(1)	" "	703 094	295 967	7 968	4 350	116 269	34 292
16	Unloaded from railway cars in Canada	" "	676 894	269 625	11	3 978	58 653	32 002
17	Delivered to other railways in Canada	" "	7 305	19 100	7 957	372	26 973	-
18	Delivered to United States rail connections	" "	18 895	7 242	-	-	30 642	2 291
230. Non-ferrous metal scrap, including precious metal scrap:								
19	Number of railway cars loaded	carloads	478	152	-	-	12	-
20	Loaded onto railway cars in Canada	metric tonnes	20 102	8 397	-	-	222	-
21	Received from other railways in Canada	" "	5 304	1 497	-	-	140	-
Received from United States rail:								
22	Destined to Canadian points	" "	9 277	765	-	-	1 296	-
23	Destined to United States points	" "	703	1 176	-	-	-	1 263
24	Total freight traffic carried(1)	" "	35 386	11 835	-	-	1 658	1 263
25	Unloaded from railway cars in Canada	" "	24 389	7 290	-	-	18	-
26	Delivered to other railways in Canada	" "	1 984	2 802	-	-	1 278	-
27	Delivered to United States rail connections	" "	9 014	1 742	-	-	362	1 263
232. Slags, drosses and other by-products, n.e.s.:								
28	Number of railway cars loaded	carloads	535	44	-	-	-	-
29	Loaded onto railway cars in Canada	metric tonnes	39 507	2 502	-	-	-	-
30	Received from other railways in Canada	" "	5 675	3 123	-	-	316	-
Received from United States rail:								
31	Destined to Canadian points	" "	2 116	2 878	-	-	106	-
32	Destined to United States points	" "	-	-	-	-	-	1 391
33	Total freight traffic carried(1)	" "	47 298	8 503	-	-	422	1 391
34	Unloaded from railway cars in Canada	" "	10 535	6 609	-	-	-	-
35	Delivered to other railways in Canada	" "	29 493	1 544	-	-	106	-
36	Delivered to United States rail connections	" "	7 270	350	-	-	316	1 391
236. Anthracite coal:								
37	Number of railway cars loaded	carloads	1	-	-	-	-	-
38	Loaded onto railway cars in Canada	metric tonnes	72	-	-	-	-	-
39	Received from other railways in Canada	" "	-	5 905	-	-	-	-
Received from United States rail:								
40	Destined to Canadian points	" "	12 767	-	-	-	24 812	-
41	Destined to United States points	" "	2 263	-	-	-	-	443
42	Total freight traffic carried(1)	" "	15 102	5 905	-	-	24 812	443
43	Unloaded from railway cars in Canada	" "	4 697	4 986	-	-	24 381	-
44	Delivered to other railways in Canada	" "	8 141	-	-	-	432	-
45	Delivered to United States rail connections	" "	2 263	919	-	-	-	443
238. Bituminous coal:								
46	Number of railway cars loaded	carloads	80 552	123 635	-	-	-	-
47	Loaded onto railway cars in Canada	metric tonnes	6 949 393	11 532 773	-	-	-	-
48	Received from other railways in Canada	" "	49 627	7 427	1 442	-	-	-
Received from United States rail:								
49	Destined to Canadian points	" "	37 851	29 330	-	-	6 307	-
50	Destined to United States points	" "	38	324	-	-	-	4 364
51	Total freight traffic carried(1)	" "	7 036 909	11 569 854	1 442	-	6 307	4 364
52	Unloaded from railway cars in Canada	" "	7 021 345	11 506 723	-	-	-	-
53	Delivered to other railways in Canada	" "	15 298	57 689	1 442	-	6 307	-
54	Delivered to United States rail connections	" "	267	5 442	-	-	-	4 364

See footnote(s) at end of table.

TABLEAU 2. Marchandises payantes transportées par chemin de fer au Canada, 1982

Class II - Classe II				Grand total all Railways	Type de marchandise	No
Toronto, Hamilton and Buffalo	Ontario Northland	Quebec North Shore and Labrador	All other Tous autres	Total général tous chemins de fer		
Matières brutes, non comestibles (charge complète):						
226. Minerais et concentrés métalliques, n.d.a.:						
32	8	-	-	138	wagon	1
2 696	392	-	-	10 160	tonnes métriques	2
192	-	-	136	1 468	" "	3
-	-	-	148	29 159	" "	4
-	-	-	-	344	" "	5
2 888	392	-	284	41 131	Total du trafic marchandises transportées(1)	6
2 696	49	-	193	33 992	" "	7
192	343	-	47	1 219	" "	8
-	-	-	43	5 920	" "	9
228. Ferraille de fer et d'acier:						
705	14	-	205	16 955	wagon	10
33 164	774	-	10 265	950 293	tonnes métriques	11
24 014	4 250	-	19 552	120 077	" "	12
-	-	-	23 702	205 061	" "	13
-	-	-	1 132	3 362	" "	14
57 178	5 024	-	54 651	1 278 793	Total du trafic marchandises transportées(1)	15
46 600	4 250	-	9 054	1 101 067	" "	16
10 578	774	-	18 875	91 934	" "	17
-	-	-	26 723	85 793	" "	18
230. Déchets de métaux non ferreux, y compris les déchets de métaux précieux:						
-	6	-	5	653	wagon	19
-	339	-	180	29 240	tonnes métriques	20
-	4 291	-	4 185	16 581	" "	21
-	-	-	4 215	15 553	" "	22
-	-	-	-	3 142	" "	23
1 164	4 630	-	8 580	64 516	Total du trafic marchandises transportées(1)	24
-	4 264	-	773	36 734	" "	25
1 164	367	-	3 697	11 292	" "	26
-	-	-	4 110	16 491	" "	27
232. Cendres, scories et autres résidus, n.d.a.:						
46	5	-	4	634	wagon	28
3 185	426	-	194	45 814	tonnes métriques	29
1 870	32 449	-	2 903	46 336	" "	30
-	-	-	135	5 235	" "	31
-	-	-	-	1 391	" "	32
5 055	32 875	-	3 232	98 776	Total du trafic marchandises transportées(1)	33
-	32 449	-	135	49 728	" "	34
5 055	426	-	194	36 818	" "	35
-	-	-	2 903	12 230	" "	36
236. Anthracite:						
-	-	-	-	1	wagon	37
-	-	-	-	72	tonnes métriques	38
565	345	-	-	6 815	" "	39
-	-	-	15 760	53 339	" "	40
-	-	-	-	2 706	" "	41
565	345	-	15 760	62 932	Total du trafic marchandises transportées(1)	42
-	345	-	-	34 409	" "	43
565	-	-	15 760	24 898	" "	44
-	-	-	-	3 625	" "	45
238. Houille grasse:						
-	-	-	64,795	268,982	wagon	46
-	-	-	4 710 786	23 192 952	tonnes métriques	47
6 387	26 862	-	12 968	104 633	" "	48
-	-	-	21 946	95 434	" "	49
-	-	-	-	4 726	" "	50
6 307	26 862	-	4 745 700	23 397 745	Total du trafic marchandises transportées(1)	51
-	25 171	-	4 694 562	23 247 801	" "	52
6 307	1 691	-	29 690	118 424	" "	53
-	-	-	21 449	31 522	" "	54

Voir note(s) à la fin du tableau.

TABLE 2. Revenue Freight Carried by Railways Within Canada, 1982

No.	Commodity		Class I - Classe I		Class II - Classe II			
			Canadian National Canadien National	Canadian Pacific Canadien Pacifique	Algoma Central	British Columbia Railway	Canada Southern (Consolidated Rail)	Chesapeake and Ohio
Crude materials, inedible (C.L.):								
240. Lignite coal:								
1	Number of railway cars loaded	carloads	2,036	13,788	-	-	-	-
2	Loaded onto railway cars in Canada	metric tonnes	145 596	1 166 352	-	-	-	-
3	Received from other railways in Canada	" "	154	280	-	-	-	-
Received from United States rail:								
4	Destined to Canadian points	" "	-	69	-	-	-	-
5	Destined to United States points	" "	-	-	-	-	-	-
6	Total freight traffic carried(1)	" "	145 750	1 166 701	-	-	-	-
7	Unloaded from railway cars in Canada	" "	141 074	1 166 701	-	-	-	-
8	Delivered to other railways in Canada	" "	286	-	-	-	-	-
9	Delivered to United States rail connections	" "	4 390	-	-	-	-	-
242. Coal, n.e.s.:								
10	Number of railway cars loaded	carloads	17	1	-	-	-	-
11	Loaded onto railway cars in Canada	metric tonnes	534	18	-	-	-	-
12	Received from other railways in Canada	" "	748	407	-	-	-	-
Received from United States rail:								
13	Destined to Canadian points	" "	3 540	3 779	-	-	64	-
14	Destined to United States points	" "	-	-	-	-	-	871
15	Total freight traffic carried(1)	" "	4 822	4 204	-	-	64	871
16	Unloaded from railway cars in Canada	" "	4 608	4 205	-	-	-	-
17	Delivered to other railways in Canada	" "	215	-	-	-	64	-
18	Delivered to United States rail connections	" "	-	-	-	-	-	871
244. Crude mineral oils (petroleum):								
19	Number of railway cars loaded	carloads	2	1,211	-	-	-	-
20	Loaded onto railway cars in Canada	metric tonnes	134	90 383	-	-	-	-
21	Received from other railways in Canada	" "	-	-	-	-	-	-
Received from United States rail:								
22	Destined to Canadian points	" "	122	-	-	-	-	-
23	Destined to United States points	" "	-	-	-	-	-	-
24	Total freight traffic carried(1)	" "	256	90 383	-	-	-	-
25	Unloaded from railway cars in Canada	" "	122	90 383	-	-	-	-
26	Delivered to other railways in Canada	" "	-	-	-	-	-	-
27	Delivered to United States rail connections	" "	134	-	-	-	-	-
246. Natural gas and other bituminous substances:								
28	Number of railway cars loaded	carloads	1	77	-	-	-	-
29	Loaded onto railway cars in Canada	metric tonnes	64	5 812	-	-	-	-
30	Received from other railways in Canada	" "	-	-	-	-	-	-
Received from United States rail:								
31	Destined to Canadian points	" "	58	-	-	-	-	-
32	Destined to United States points	" "	-	-	-	-	-	-
33	Total freight traffic carried(1)	" "	122	5 812	-	-	-	-
34	Unloaded from railway cars in Canada	" "	122	5 812	-	-	-	-
35	Delivered to other railways in Canada	" "	-	-	-	-	-	-
36	Delivered to United States rail connections	" "	-	-	-	-	-	-
248. Asbestos, unmanufactured, crude and fibre:								
37	Number of railway cars loaded	carloads	1,622	1,722	-	-	-	-
38	Loaded onto railway cars in Canada	metric tonnes	83 869	97 411	-	-	-	-
39	Received from other railways in Canada	" "	222	54	-	-	62	-
Received from United States rail:								
40	Destined to Canadian points	" "	-	102	-	-	-	-
41	Destined to United States points	" "	812	3 200	-	-	-	-
42	Total freight traffic carried(1)	" "	84 903	100 767	-	-	62	-
43	Unloaded from railway cars in Canada	" "	23 321	26 119	-	-	-	-
44	Delivered to other railways in Canada	" "	84	24 809	-	-	-	-
45	Delivered to United States rail connections	" "	61 498	49 838	-	-	62	-
250. Clay:								
46	Number of railway cars loaded	carloads	29	511	-	-	-	-
47	Loaded onto railway cars in Canada	metric tonnes	1 631	35 309	-	-	-	-
48	Received from other railways in Canada	" "	262	33 820	-	45	-	-
Received from United States rail:								
49	Destined to Canadian points	" "	144 657	160 457	-	-	4 390	2 712
50	Destined to United States points	" "	73	2 891	-	-	-	150
51	Total freight traffic carried(1)	" "	146 623	232 477	-	45	4 390	2 867
52	Unloaded from railway cars in Canada	" "	146 474	208 241	-	45	391	2 360
53	Delivered to other railways in Canada	" "	54	12 295	-	-	3 999	347
54	Delivered to United States rail connections	" "	94	11 941	-	-	-	155

See footnote(s) at end of table.

TABLEAU 2. Marchandises payantes transportées par chemin de fer au Canada, 1982

Class II - Classe II				Grand total all Railways Total général tous chemins de fer	Type de marchandise	No
Toronto, Hamilton and Buffalo	Ontario Northland	Quebec North Shore and Labrador	All other Tous autres			
					Matières brutes, non comestibles (charge complète):	
					240. Lignite:	
				15 824	wagon	Nombre de wagons chargés
				1 311 948	tonnes métriques	Chargées sur wagons au Canada
			224	658	" "	En provenance d'autres chemins de fer au Canada
					" "	En provenance des Etats-Unis:
				69	" "	A destination du Canada
					" "	A destination des Etats-Unis
			224	1 312 675	" "	Total du trafic marchandises transportées(1)
				1 307 816	" "	Déchargées du wagon au Canada
			41	286	" "	Remises aux autres chemins de fer au Canada
			183	4 573	" "	Remises au réseau des Etats-Unis
						242. Houille, n.d.a.:
			7	25	wagon	Nombre de wagons chargés
			508	1 060	tonnes métriques	Chargées sur wagons au Canada
64			39	1 258	" "	En provenance d'autres chemins de fer au Canada
					" "	En provenance des Etats-Unis:
			2 651	10 034	" "	A destination du Canada
				871	" "	A destination des Etats-Unis
			3 198	13 223	" "	Total du trafic marchandises transportées(1)
			1 694	10 507	" "	Déchargées du wagon au Canada
64			1 503	1 846	" "	Remises aux autres chemins de fer au Canada
				871	" "	Remises au réseau des Etats-Unis
						244. Huiles minérales brutes (de pétrole):
				1 213	wagon	Nombre de wagons chargés
				90 517	tonnes métriques	Chargées sur wagons au Canada
					" "	En provenance d'autres chemins de fer au Canada
					" "	En provenance des Etats-Unis:
				122	" "	A destination du Canada
					" "	A destination des Etats-Unis
				90 639	" "	Total du trafic marchandises transportées(1)
				90 505	" "	Déchargées du wagon au Canada
					" "	Remises aux autres chemins de fer au Canada
				134	" "	Remises au réseau des Etats-Unis
						246. Gaz naturel et autres substances bitumineuses brutes:
		8		86	wagon	Nombre de wagons chargés
		573		8 449	tonnes métriques	Chargées sur wagons au Canada
					" "	En provenance d'autres chemins de fer au Canada
					" "	En provenance des Etats-Unis:
				58	" "	A destination du Canada
					" "	A destination des Etats-Unis
		573		6 507	" "	Total du trafic marchandises transportées(1)
		573		6 507	" "	Déchargées du wagon au Canada
					" "	Remises aux autres chemins de fer au Canada
					" "	Remises au réseau des Etats-Unis
						248. Amiante non ouvré, brut ou en fibres:
	5		83	3 432	wagon	Nombre de wagons chargés
	278		4 609	186 167	tonnes métriques	Chargées sur wagons au Canada
			5 576	5 914	" "	En provenance d'autres chemins de fer au Canada
					" "	En provenance des Etats-Unis:
				102	" "	A destination du Canada
				4 012	" "	A destination des Etats-Unis
	278		10 185	196 195	" "	Total du trafic marchandises transportées(1)
			1 266	50 706	" "	Déchargées du wagon au Canada
	278			25 171	" "	Remises aux autres chemins de fer au Canada
			8 919	120 317	" "	Remises au réseau des Etats-Unis
						250. Argile:
		983	1	1 524	wagon	Nombre de wagons chargés
		86 950	61	123 951	tonnes métriques	Chargées sur wagons au Canada
4 414	10 756		1 163	50 460	" "	En provenance d'autres chemins de fer au Canada
					" "	En provenance des Etats-Unis:
			37 700	349 916	" "	A destination du Canada
			17 329	20 448	" "	A destination des Etats-Unis
	10 756	86 950	56 253	544 775	" "	Total du trafic marchandises transportées(1)
			8 931	466 548	" "	Déchargées du wagon au Canada
2 394	10 756	86 950	37 397	56 112	" "	Remises aux autres chemins de fer au Canada
2 020			9 927	22 117	" "	Remises au réseau des Etats-Unis

Voir note(s) à la fin du tableau.

TABLE 2. Revenue Freight Carried by Railways Within Canada, 1982

Commodity		Class I - Classe I		Class II - Classe II			
		Canadian National Canadien National	Canadian Pacific Canadien Pacifique	Algoma Central	British Columbia Railway	Canada Southern (Consolidated Rail)	Chesapeake and Ohio
Crude materials, inedible (C.L.):							
252. Other crude refractory materials:							
1	Number of railway cars loaded		14	-	-	-	-
2	Loaded onto railway cars in Canada		901	-	-	-	-
3	Received from other railways in Canada		-	-	-	-	-
4	Received from United States rail:		-	-	-	-	-
5	Destined to Canadian points	1 483	174	-	-	327	-
6	Destined to United States points	-	-	-	-	-	31
7	Total freight traffic carried(1)	2 384	174	-	-	327	31
8	Unloaded from railway cars in Canada	2 384	174	-	-	-	-
9	Delivered to other railways in Canada	-	-	-	-	327	-
10	Delivered to United States rail connections	-	-	-	-	-	31
254. Natural abrasives:							
11	Number of railway cars loaded		57	-	-	6	-
12	Loaded onto railway cars in Canada		3 677	-	-	179	-
13	Received from other railways in Canada		-	8 035	-	94	-
14	Received from United States rail:		-	-	-	-	-
15	Destined to Canadian points	12 975	4 715	-	-	-	-
16	Destined to United States points	-	1 242	-	-	-	118
17	Total freight traffic carried(1)	16 652	13 992	-	-	273	118
18	Unloaded from railway cars in Canada	14 885	12 558	-	-	-	-
19	Delivered to other railways in Canada	239	191	-	-	-	-
20	Delivered to United States rail connections	1 527	1 242	-	-	273	118
256. Sand, industrial:							
21	Number of railway cars loaded		1,928	1,739	-	-	-
22	Loaded onto railway cars in Canada		108 399	143 719	-	-	-
23	Received from other railways in Canada		1 606	39 106	-	-	39
24	Received from United States rail:		-	-	-	-	-
25	Destined to Canadian points	178 901	220 633	-	-	3 899	681
26	Destined to United States points	417	2 438	-	-	-	1 287
27	Total freight traffic carried(1)	289 323	405 896	-	-	3 938	1 968
28	Unloaded from railway cars in Canada	278 204	382 481	-	-	926	591
29	Delivered to other railways in Canada	10 620	2 747	-	-	2 973	91
30	Delivered to United States rail connections	500	20 667	-	-	39	1 287
258. Sand, n.e.s.:							
31	Number of railway cars loaded		1	1	-	-	-
32	Loaded onto railway cars in Canada		41	60	-	-	-
33	Received from other railways in Canada		-	137	37	-	-
34	Received from United States rail:		-	-	-	-	-
35	Destined to Canadian points	1 893	5 645	-	-	51	-
36	Destined to United States points	136	-	-	-	-	54
37	Total freight traffic carried(1)	2 070	5 842	37	-	51	54
38	Unloaded from railway cars in Canada	1 934	5 629	-	-	-	-
39	Delivered to other railways in Canada	-	212	37	-	51	-
40	Delivered to United States rail connections	136	-	-	-	-	54
260. Gravel:							
41	Number of railway cars loaded		10	-	-	-	-
42	Loaded onto railway cars in Canada		608	-	-	-	-
43	Received from other railways in Canada		-	54	-	68	-
44	Received from United States rail:		-	-	-	-	-
45	Destined to Canadian points	860	851	-	-	53	-
46	Destined to United States points	-	-	-	-	-	-
47	Total freight traffic carried(1)	1 468	905	-	68	53	-
48	Unloaded from railway cars in Canada	1 468	904	-	68	-	-
49	Delivered to other railways in Canada	-	-	-	-	53	-
50	Delivered to United States rail connections	-	-	-	-	-	-
262. Building stone, rough:							
51	Number of railway cars loaded		6	5	-	-	-
52	Loaded onto railway cars in Canada		240	260	-	-	-
53	Received from other railways in Canada		-	318	-	-	-
54	Received from United States rail:		-	-	-	-	-
55	Destined to Canadian points	133	1 210	-	-	-	-
56	Destined to United States points	3 524	456	-	-	-	-
57	Total freight traffic carried(1)	3 897	2 244	-	-	-	-
58	Unloaded from railway cars in Canada	179	1 788	-	-	-	-
59	Delivered to other railways in Canada	-	-	-	-	-	-
60	Delivered to United States rail connections	3 719	456	-	-	-	-

See footnote(s) at end of table.

TABLEAU 2. Marchandises payantes transportées par chemin de fer au Canada, 1982

Class II - Classe II				Grand total all Railways Total général tous chemins de fer	Type de marchandise	No	
Toronto, Hamilton and Buffalo	Ontario Northland	Quebec North Shore and Labrador	All other Tous autres				
Matières brutes, non comestibles (charge complète):							
252. Autres matières réfractaires brutes:							
-	-	-	-	14	wagon	Nombre de wagons chargés	1
-	-	-	-	901	tonnes métriques	Chargées sur wagons au Canada	2
327	-	-	-	327	" "	En provenance d'autres chemins de fer au Canada	3
-	-	-	87	2 071	" "	En provenance des Etats-Unis:	
-	-	-	-	31	" "	A destination du Canada	4
-	-	-	-	-	" "	A destination des Etats-Unis	5
327	-	-	87	3 330	" "	Total du trafic marchandises transportées(1)	6
327	-	-	87	2 972	" "	Déchargées du wagon au Canada	7
-	-	-	-	327	" "	Remises aux autres chemins de fer au Canada	8
-	-	-	-	31	" "	Remises au réseau des Etats-Unis	9
254. Abrisifs naturels:							
-	-	-	-	63	wagon	Nombre de wagons chargés	10
-	-	-	-	3 856	tonnes métriques	Chargées sur wagons au Canada	11
84	269	-	74	8 566	" "	En provenance d'autres chemins de fer au Canada	12
-	-	-	-	-	" "	En provenance des Etats-Unis:	
-	-	-	13 897	31 587	" "	A destination du Canada	13
-	-	-	-	1 360	" "	A destination des Etats-Unis	14
94	269	-	13 971	45 369	" "	Total du trafic marchandises transportées(1)	15
-	269	-	-	29 754	" "	Déchargées du wagon au Canada	16
94	-	-	2 042	12 453	" "	Remises aux autres chemins de fer au Canada	17
-	-	-	11 929	3 160	" "	Remises au réseau des Etats-Unis	18
256. Sabie, d'usage industriel:							
-	-	10	9	3 686	wagon	Nombre de wagons chargés	19
-	-	625	538	253 281	tonnes métriques	Chargées sur wagons au Canada	20
849	-	-	371	44 871	" "	En provenance d'autres chemins de fer au Canada	21
-	-	-	-	-	" "	En provenance des Etats-Unis:	
-	-	-	76 444	480 558	" "	A destination du Canada	22
-	-	-	5 716	9 858	" "	A destination des Etats-Unis	23
3 749	-	625	83 069	788 568	" "	Total du trafic marchandises transportées(1)	24
2 293	-	625	31 860	696 980	" "	Déchargées du wagon au Canada	25
1 456	-	-	50 580	68 467	" "	Remises aux autres chemins de fer au Canada	26
-	-	-	631	23 124	" "	Remises au réseau des Etats-Unis	27
258. Sabie, n.d.a.:							
-	-	4	-	6	wagon	Nombre de wagons chargés	28
-	-	157	-	258	tonnes métriques	Chargées sur wagons au Canada	29
269	-	-	131	574	" "	En provenance d'autres chemins de fer au Canada	30
-	-	-	-	-	" "	En provenance des Etats-Unis:	
-	-	-	910	8 499	" "	A destination du Canada	31
-	-	-	59	249	" "	A destination des Etats-Unis	32
269	-	157	1 100	9 580	" "	Total du trafic marchandises transportées(1)	33
269	-	56	469	8 357	" "	Déchargées du wagon au Canada	34
-	-	101	632	1 033	" "	Remises aux autres chemins de fer au Canada	35
-	-	-	-	190	" "	Remises au réseau des Etats-Unis	36
260. Gravier:							
-	13	-	-	23	wagon	Nombre de wagons chargés	37
-	1 044	-	-	1 652	tonnes métriques	Chargées sur wagons au Canada	38
54	-	-	90	266	" "	En provenance d'autres chemins de fer au Canada	39
-	-	-	-	-	" "	En provenance des Etats-Unis:	
-	-	-	214	1 978	" "	A destination du Canada	40
-	-	-	607	607	" "	A destination des Etats-Unis	41
54	1 044	-	911	4 503	" "	Total du trafic marchandises transportées(1)	42
-	1 044	-	123	3 607	" "	Déchargées du wagon au Canada	43
54	-	-	788	895	" "	Remises aux autres chemins de fer au Canada	44
-	-	-	-	-	" "	Remises au réseau des Etats-Unis	45
262. Pierres de construction brutes:							
-	-	-	-	11	wagon	Nombre de wagons chargés	46
-	-	-	-	500	tonnes métriques	Chargées sur wagons au Canada	47
-	-	-	-	318	" "	En provenance d'autres chemins de fer au Canada	48
-	-	-	-	-	" "	En provenance des Etats-Unis:	
-	-	-	54	1 397	" "	A destination du Canada	49
-	-	-	-	3 980	" "	A destination des Etats-Unis	50
-	-	-	54	6 195	" "	Total du trafic marchandises transportées(1)	51
-	-	-	-	-	" "	Déchargées du wagon au Canada	52
-	-	-	54	1 967	" "	Remises aux autres chemins de fer au Canada	53
-	-	-	-	54	" "	Remises au réseau des Etats-Unis	54
-	-	-	-	4 175	" "		

Voir note(s) à la fin du tableau.

TABLE 2. Revenue Freight Carried by Railways Within Canada, 1982

No.	Commodity		Class I - Classe I		Class II - Classe II			
			Canadian National Canadien National	Canadian Pacific Canadien Pacifique	Algoma Central	British Columbia Railway	Canada Southern (Consolidated Rail)	Chesapeake and Ohio
Crude materials, inedible (C.L.):								
264. Silica or silice, n.e.s.:								
1	Number of railway cars loaded	carloads	86	1	-	-	-	-
2	Loaded onto railway cars in Canada	metric tonnes	5 979	45	-	-	-	-
3	Received from other railways in Canada	" "	-	668	-	-	291	-
Received from United States rail:								
4	Destined to Canadian points	" "	2 083	1 824	-	-	-	-
5	Destined to United States points	" "	-	33	-	-	-	-
6	Total freight traffic carried(1)	" "	8 062	2 570	-	-	291	-
7	Unloaded from railway cars in Canada	" "	8 062	2 492	-	-	-	-
8	Delivered to other railways in Canada	" "	-	45	-	-	-	-
9	Delivered to United States rail connections	" "	-	33	-	-	291	-
265. Agricultural limestone:								
10	Number of railway cars loaded	carloads	712	42	-	-	-	-
11	Loaded onto railway cars in Canada	metric tonnes	36 961	2 986	-	-	-	-
12	Received from other railways in Canada	" "	-	5 038	-	-	-	-
Received from United States rail:								
13	Destined to Canadian points	" "	513	-	-	-	147	-
14	Destined to United States points	" "	91	-	-	-	-	-
15	Total freight traffic carried(1)	" "	37 565	8 024	-	-	147	-
16	Unloaded from railway cars in Canada	" "	37 153	6 926	-	-	-	-
17	Delivered to other railways in Canada	" "	-	68	-	-	147	-
18	Delivered to United States rail connections	" "	412	1 030	-	-	-	-
266. Limestone, furnace or foundry and fluxing stone:								
19	Number of railway cars loaded	carloads	-	100	2 047	-	-	-
20	Loaded onto railway cars in Canada	metric tonnes	-	9 005	168 080	-	-	-
21	Received from other railways in Canada	" "	-	-	-	-	-	-
Received from United States rail:								
22	Destined to Canadian points	" "	-	-	-	-	-	-
23	Destined to United States points	" "	-	-	-	-	-	-
24	Total freight traffic carried(1)	" "	-	9 005	168 080	-	-	-
25	Unloaded from railway cars in Canada	" "	-	9 005	168 080	-	-	-
26	Delivered to other railways in Canada	" "	-	-	-	-	-	-
27	Delivered to United States rail connections	" "	-	-	-	-	-	-
270. Limestone, crushed or broken, n.e.s.:								
28	Number of railway cars loaded	carloads	35 232	4 348	-	-	-	-
29	Loaded onto railway cars in Canada	metric tonnes	2 682 479	331 845	-	-	-	-
30	Received from other railways in Canada	" "	547	5 036	-	-	68	-
Received from United States rail:								
31	Destined to Canadian points	" "	6 153	7 540	-	-	1 245	-
32	Destined to United States points	" "	14	-	-	-	-	9 737
33	Total freight traffic carried(1)	" "	2 689 193	344 421	-	-	1 313	9 737
34	Unloaded from railway cars in Canada	" "	2 679 615	343 902	-	-	36	-
35	Delivered to other railways in Canada	" "	-	237	-	-	1 208	-
36	Delivered to United States rail connections	" "	9 578	281	-	-	68	9 737
272. Stone, n.e.s. including stones refuse:								
37	Number of railway cars loaded	carloads	55	835	-	71	-	-
38	Loaded onto railway cars in Canada	metric tonnes	3 585	58 117	-	5 903	-	-
39	Received from other railways in Canada	" "	127	5 487	-	-	123	-
Received from United States rail:								
40	Destined to Canadian points	" "	1 039	2 006	-	-	-	-
41	Destined to United States points	" "	5 506	1 271	-	-	-	-
42	Total freight traffic carried(1)	" "	10 257	66 881	-	5 903	123	-
43	Unloaded from railway cars in Canada	" "	4 751	57 629	-	5 903	-	-
44	Delivered to other railways in Canada	" "	-	3 476	-	-	-	-
45	Delivered to United States rail connections	" "	5 506	5 775	-	-	123	-
274. Barytes, natural:								
46	Number of railway cars loaded	carloads	16	264	-	-	-	-
47	Loaded onto railway cars in Canada	metric tonnes	925	17 134	-	-	-	-
48	Received from other railways in Canada	" "	3 543	-	-	-	-	-
Received from United States rail:								
49	Destined to Canadian points	" "	2 540	255	-	-	-	-
50	Destined to United States points	" "	-	-	-	-	-	-
51	Total freight traffic carried(1)	" "	7 008	17 389	-	-	-	-
52	Unloaded from railway cars in Canada	" "	7 008	13 759	-	-	-	-
53	Delivered to other railways in Canada	" "	-	3 630	-	-	-	-
54	Delivered to United States rail connections	" "	-	-	-	-	-	-

See footnote(s) at end of table

TABLEAU 2. Marchandises payantes transportées par chemin de fer au Canada, 1982

Class II - Classe II				Grand total all Railways	Type de marchandise	No
Toronto, Hamilton and Buffalo	Ontario Northland	Quebec North Shore and Labrador	All other Tous autres	Total général tous chemins de fer		
					Matières brutes, non comestibles (charge complète):	
					264. Silice ou silex, n.d.a.:	
-	-	-	-	87	wagon	Nombre de wagons chargés
-	-	-	-	6 024	tonnes métriques	Chargées sur wagons au Canada
291	-	-	6	1 256	" "	En provenance d'autres chemins de fer au Canada
-	-	-	-	-	" "	En provenance des Etats-Unis:
-	-	-	1 567	5 474	" "	A destination du Canada
-	-	-	-	33	" "	A destination des Etats-Unis
291	-	-	1 573	12 787	" "	Total du trafic marchandises transportées(1)
-	-	-	-	-	" "	Déchargées du wagon au Canada
291	-	-	584	11 138	" "	Remises aux autres chemins de fer au Canada
-	-	-	988	1 324	" "	Remises au réseau des Etats-Unis
-	-	-	-	324	" "	
					266. Pierres calcaires, d'usage agricole:	
-	-	-	-	754	wagon	Nombre de wagons chargés
-	-	-	-	39 947	tonnes métriques	Chargées sur wagons au Canada
-	-	-	-	5 038	" "	En provenance d'autres chemins de fer au Canada
-	-	-	-	-	" "	En provenance des Etats-Unis:
-	-	-	1 759	2 419	" "	A destination du Canada
-	-	-	-	91	" "	A destination des Etats-Unis
-	-	-	1 759	47 495	" "	Total du trafic marchandises transportées(1)
-	-	-	-	-	" "	Déchargées du wagon au Canada
-	-	-	1 580	45 659	" "	Remises aux autres chemins de fer au Canada
-	-	-	179	394	" "	Remises au réseau des Etats-Unis
-	-	-	-	1 442	" "	
					268. Pierres calcaires (usage industriel) et castlins:	
-	-	-	-	2 147	wagon	Nombre de wagons chargés
-	-	-	-	177 085	tonnes métriques	Chargées sur wagons au Canada
-	-	-	-	-	" "	En provenance d'autres chemins de fer au Canada
-	-	-	-	-	" "	En provenance des Etats-Unis:
-	-	-	-	-	" "	A destination du Canada
-	-	-	-	-	" "	A destination des Etats-Unis
-	-	-	-	177 085	" "	Total du trafic marchandises transportées(1)
-	-	-	-	-	" "	Déchargées du wagon au Canada
-	-	-	-	-	" "	Remises aux autres chemins de fer au Canada
-	-	-	-	-	" "	Remises au réseau des Etats-Unis
					270. Pierres calcaires concassées, n.d.a.:	
-	-	-	1	39 581	wagon	Nombre de wagons chargés
-	-	-	54	3 014 378	tonnes métriques	Chargées sur wagons au Canada
1 533	-	-	3 455	10 639	" "	En provenance d'autres chemins de fer au Canada
-	-	-	-	-	" "	En provenance des Etats-Unis:
-	-	-	9 751	24 689	" "	A destination du Canada
-	-	-	109	9 860	" "	A destination des Etats-Unis
1 533	-	-	13 369	3 059 566	" "	Total du trafic marchandises transportées(1)
-	-	-	-	-	" "	Déchargées du wagon au Canada
1 533	-	-	6 837	3 030 390	" "	Remises aux autres chemins de fer au Canada
-	-	-	6 391	9 369	" "	Remises au réseau des Etats-Unis
-	-	-	142	19 806	" "	
					272. Pierres, n.d.a., y compris les débris de pierres:	
-	5	6	-	972	wagon	Nombre de wagons chargés
-	418	216	-	68 239	tonnes métriques	Chargées sur wagons au Canada
123	-	-	3 687	9 547	" "	En provenance d'autres chemins de fer au Canada
-	-	-	-	-	" "	En provenance des Etats-Unis:
-	-	-	4 716	7 761	" "	A destination du Canada
-	-	-	4 386	11 183	" "	A destination des Etats-Unis
123	418	216	12 789	96 710	" "	Total du trafic marchandises transportées(1)
-	-	-	-	-	" "	Déchargées du wagon au Canada
123	418	143	7 043	75 887	" "	Remises aux autres chemins de fer au Canada
-	-	73	5 745	9 418	" "	Remises au réseau des Etats-Unis
-	-	-	-	11 404	" "	
					274. Barytine:	
-	-	-	-	280	wagon	Nombre de wagons chargés
-	-	-	-	18 059	tonnes métriques	Chargées sur wagons au Canada
-	-	-	-	3 543	" "	En provenance d'autres chemins de fer au Canada
-	-	-	-	-	" "	En provenance des Etats-Unis:
-	-	-	-	2 795	" "	A destination du Canada
-	-	-	-	-	" "	A destination des Etats-Unis
-	-	-	-	24 397	" "	Total du trafic marchandises transportées(1)
-	-	-	-	-	" "	Déchargées du wagon au Canada
-	-	-	-	20 767	" "	Remises aux autres chemins de fer au Canada
-	-	-	-	3 630	" "	Remises au réseau des Etats-Unis
-	-	-	-	-	" "	

Voir note(s) à la fin du tableau.

TABLE 2. Revenue Freight Carried by Railways Within Canada, 1982

Commodity		Class I - Classe I		Class II - Classe II			
		Canadian National Canadien National	Canadian Pacific Canadien Pacifique	Algoma Central	British Columbia Railway	Canada Southern (Consolidated Rail)	Chesapeake and Ohio
Crude materials, inedible (C.L.):							
276. Gypsum:							
1	Number of railway cars loaded						
2	Loaded onto railway cars in Canada	carloads 27 983	20 031	-	-	-	-
3	Received from other railways in Canada	metric tonnes 2 335 417	1 507 828	-	-	-	-
4	Received from United States rail:						
5	Destined to Canadian points	" " 1 862	896	-	-	-	-
6	Destined to United States points	" " -	-	-	-	-	-
7	Total freight traffic carried(1)	" " 2 337 299	1 508 724	-	-	-	-
8	Unloaded from railway cars in Canada	" " 2 337 300	1 493 056	-	-	-	-
9	Delivered to other railways in Canada	" " -	5 578	-	-	-	-
10	Delivered to United States rail connections	" " -	10 090	-	-	-	-
278. Pyrites, iron, except roasted:							
11	Number of railway cars loaded	carloads 21	176	-	-	-	-
12	Loaded onto railway cars in Canada	metric tonnes 1 553	11 722	-	-	-	-
13	Received from other railways in Canada	" " 352	20 323	-	-	-	-
14	Received from United States rail:						
15	Destined to Canadian points	" " 1 033	-	-	-	-	-
16	Destined to United States points	" " -	-	-	-	-	-
17	Total freight traffic carried(1)	" " 2 938	32 045	-	-	-	-
18	Unloaded from railway cars in Canada	" " 1 385	11 722	-	-	-	-
19	Delivered to other railways in Canada	" " -	-	-	-	-	-
20	Delivered to United States rail connections	" " 1 553	20 323	-	-	-	-
280. Nepheline syenite:							
21	Number of railway cars loaded	carloads 1	3 523	-	-	-	-
22	Loaded onto railway cars in Canada	metric tonnes 88	273 400	-	-	-	-
23	Received from other railways in Canada	" " 5 142	-	-	-	105 663	-
24	Received from United States rail:						
25	Destined to Canadian points	" " -	124	-	-	-	-
26	Destined to United States points	" " -	-	-	-	-	-
27	Total freight traffic carried(1)	" " 5 230	273 524	-	-	105 663	-
28	Unloaded from railway cars in Canada	" " 5 230	63 890	-	-	-	-
29	Delivered to other railways in Canada	" " -	92 244	-	-	-	-
30	Delivered to United States rail connections	" " -	117 390	-	-	105 663	-
282. Phosphate rock:							
31	Number of railway cars loaded	carloads 6 381	-	-	-	-	-
32	Loaded onto railway cars in Canada	metric tonnes 534 091	-	-	-	-	-
33	Received from other railways in Canada	" " 16 226	75	-	-	-	-
34	Received from United States rail:						
35	Destined to Canadian points	" " 243	997 161	-	-	-	133 173
36	Destined to United States points	" " -	-	-	-	-	-
37	Total freight traffic carried(1)	" " 550 560	997 236	-	-	-	133 173
38	Unloaded from railway cars in Canada	" " 550 560	692 099	-	-	-	133 173
39	Delivered to other railways in Canada	" " -	305 062	-	-	-	-
40	Delivered to United States rail connections	" " -	75	-	-	-	-
284. Common salt, rock or bulk:							
41	Number of railway cars loaded	carloads 9 245	2 373	-	19	-	-
42	Loaded onto railway cars in Canada	metric tonnes 786 467	210 786	-	1 169	-	-
43	Received from other railways in Canada	" " 1 247	12 827	-	8 878	-	-
44	Received from United States rail:						
45	Destined to Canadian points	" " 209	-	-	-	290	-
46	Destined to United States points	" " 471	-	-	-	-	73 580
47	Total freight traffic carried(1)	" " 787 923	223 613	-	10 047	290	73 580
48	Unloaded from railway cars in Canada	" " 750 054	174 063	-	6 671	18	-
49	Delivered to other railways in Canada	" " 37 870	44 662	-	-	272	-
50	Delivered to United States rail connections	" " -	4 888	-	3 376	-	73 580
286. Common salt, n.e.s.:							
51	Number of railway cars loaded	carloads 895	225	-	-	-	-
52	Loaded onto railway cars in Canada	metric tonnes 50 635	19 580	-	-	-	-
53	Received from other railways in Canada	" " 55	250	-	-	-	-
54	Received from United States rail:						
55	Destined to Canadian points	" " 280	-	-	-	64	169
56	Destined to United States points	" " 471	-	-	-	-	5 594
57	Total freight traffic carried(1)	" " 51 441	19 830	-	-	64	5 763
58	Unloaded from railway cars in Canada	" " 50 857	19 537	-	-	-	169
59	Delivered to other railways in Canada	" " -	293	-	-	64	-
60	Delivered to United States rail connections	" " 584	-	-	-	-	5 594

See footnote(s) at end of table.

TABLEAU 2. Marchandises payantes transportées par chemin de fer au Canada, 1982

Class II - Classe II				Grand total all Railways	Type de marchandise	No
Toronto, Hamilton and Buffalo	Ontario Northland	Quebec North Shore and Labrador	All other Tous autres	Total général tous chemins de fer		
					Matières brutes, non comestibles (charge complète):	
					276. Gypse:	
-	-	-	56	48 070	wagon	Nombre de wagons chargés
-	-	-	4 115	3 847 360	tonnes métriques	Chargées sur wagons au Canada
-	-	-	5 375	5 375	" "	En provenance d'autres chemins de fer au Canada
-	-	-	-	-	" "	En provenance des Etats-Unis:
-	-	-	73	2 851	" "	A destination du Canada
-	-	-	-	-	" "	A destination des Etats-Unis
-	-	-	9 563	3 855 586	" "	Total du trafic marchandises transportées(1)
-	-	-	4 168	3 834 524	" "	Déchargées du wagon au Canada
-	-	-	-	5 578	" "	Remises aux autres chemins de fer au Canada
-	-	-	5 395	15 485	" "	Remises au réseau des Etats-Unis
					278. Pyrites de fer (sauf frittées):	
-	314	-	-	511	wagon	Nombre de wagons chargés
-	21 944	-	-	35 219	tonnes métriques	Chargées sur wagons au Canada
-	-	-	-	20 675	" "	En provenance d'autres chemins de fer au Canada
-	-	-	-	-	" "	En provenance des Etats-Unis:
-	-	-	-	1 033	" "	A destination du Canada
-	-	-	-	-	" "	A destination des Etats-Unis
-	21 944	-	-	56 927	" "	Total du trafic marchandises transportées(1)
-	-	-	-	13 107	" "	Déchargées du wagon au Canada
-	21 944	-	-	21 944	" "	Remises aux autres chemins de fer au Canada
-	-	-	-	21 676	" "	Remises au réseau des Etats-Unis
					280. Syénite néphélinique:	
-	-	-	-	3,524	wagon	Nombre de wagons chargés
-	-	-	-	273 488	tonnes métriques	Chargées sur wagons au Canada
83 588	-	-	3 333	197 726	" "	En provenance d'autres chemins de fer au Canada
-	-	-	-	-	" "	En provenance des Etats-Unis:
-	-	-	-	124	" "	A destination du Canada
-	-	-	-	-	" "	A destination des Etats-Unis
-	-	-	3 333	471 338	" "	Total du trafic marchandises transportées(1)
-	-	-	3 161	72 281	" "	Déchargées du wagon au Canada
83 588	-	-	-	175 832	" "	Remises aux autres chemins de fer au Canada
-	-	-	172	223 225	" "	Remises au réseau des Etats-Unis
					282. Roche phosphatée:	
-	-	-	-	6,381	wagon	Nombre de wagons chargés
-	-	-	-	534 091	tonnes métriques	Chargées sur wagons au Canada
308 181	-	-	-	324 482	" "	En provenance d'autres chemins de fer au Canada
-	-	-	-	-	" "	En provenance des Etats-Unis:
-	-	-	75	1 130 577	" "	A destination du Canada
-	-	-	-	75	" "	A destination des Etats-Unis
-	-	-	75	1 989 225	" "	Total du trafic marchandises transportées(1)
308 181	-	-	-	1 684 013	" "	Déchargées du wagon au Canada
-	-	-	75	305 137	" "	Remises aux autres chemins de fer au Canada
-	-	-	-	75	" "	Remises au réseau des Etats-Unis
					284. Sel gemme de saline:	
-	-	-	-	11,636	wagon	Nombre de wagons chargés
-	-	-	-	998 422	tonnes métriques	Chargées sur wagons au Canada
-	28 802	-	34 610	86 364	" "	En provenance d'autres chemins de fer au Canada
-	-	-	-	-	" "	En provenance des Etats-Unis:
-	-	-	5 020	5 519	" "	A destination du Canada
-	-	-	-	73 580	" "	A destination des Etats-Unis
-	28 802	-	39 630	1 163 885	" "	Total du trafic marchandises transportées(1)
-	-	-	39 358	970 164	" "	Déchargées du wagon au Canada
-	28 802	-	272	111 878	" "	Remises aux autres chemins de fer au Canada
-	-	-	-	81 844	" "	Remises au réseau des Etats-Unis
					286. Sel commun, n.d.a.:	
-	1	147	-	1,268	wagon	Nombre de wagons chargés
-	11	5 459	-	75 685	tonnes métriques	Chargées sur wagons au Canada
64	-	-	357	726	" "	En provenance d'autres chemins de fer au Canada
-	-	-	-	-	" "	En provenance des Etats-Unis:
-	-	-	301	814	" "	A destination du Canada
-	-	-	-	8 065	" "	A destination des Etats-Unis
-	11	5 459	658	83 290	" "	Total du trafic marchandises transportées(1)
-	-	-	357	75 997	" "	Déchargées du wagon au Canada
64	11	5 066	301	1 115	" "	Remises aux autres chemins de fer au Canada
-	-	393	-	6 178	" "	Remises au réseau des Etats-Unis

Voir note(s) à la fin du tableau.

TABLE 2. Revenue Freight Carried by Railways Within Canada, 1982

No.	Commodity		Class I - Classe I		Class II - Classe II			
			Canadian National Canadien National	Canadian Pacific Canadien Pacifique	Algoma Central	British Columbia Railway	Canada Southern (Consolidated Rail)	Chesapeake and Ohio
Crude materials, inedible (C.L.):								
288. Liquid sulphur:								
1	Number of railway cars loaded	carloads	6,276	10,316	-	-	-	40
2	Loaded onto railway cars in Canada	metric tonnes	557 286	921 299	-	-	-	3 465
3	Received from other railways in Canada	" "	38 469	67 850	6 924	-	2 842	3 698
Received from United States rail:								
4	Destined to Canadian points	" "	-	117	-	-	-	-
5	Destined to United States points	" "	-	8 187	-	-	-	-
6	Total freight traffic carried(1)	" "	595 755	997 453	6 924	-	2 842	7 163
7	Unloaded from railway cars in Canada	" "	124 273	91 120	-	-	47	3 698
8	Delivered to other railways in Canada	" "	137 393	55 707	6 924	-	-	2 811
9	Delivered to United States rail connections	" "	334 090	850 625	-	-	2 795	653
290. Sulphur, n.e.s.:								
10	Number of railway cars loaded	carloads	36,428	17,710	-	2,937	-	-
11	Loaded onto railway cars in Canada	metric tonnes	3 006 426	1 608 456	-	267 522	-	-
12	Received from other railways in Canada	" "	10 471	38 623	-	441	543	-
Received from United States rail:								
13	Destined to Canadian points	" "	54	-	-	-	-	-
14	Destined to United States points	" "	-	-	-	-	-	-
15	Total freight traffic carried(1)	" "	3 016 951	1 647 079	-	267 963	543	-
16	Unloaded from railway cars in Canada	" "	2 971 258	1 628 644	-	267 962	543	-
17	Delivered to other railways in Canada	" "	43 187	11 945	-	-	-	-
18	Delivered to United States rail connections	" "	2 505	6 490	-	-	-	-
292. Non-metallic minerals, crude, n.e.s.:								
19	Number of railway cars loaded	carloads	153	233	-	-	6	1
20	Loaded onto railway cars in Canada	metric tonnes	11 127	16 083	-	-	318	86
21	Received from other railways in Canada	" "	1 810	12 543	-	-	382	-
Received from United States rail:								
22	Destined to Canadian points	" "	29 611	15 311	-	-	2 792	86
23	Destined to United States points	" "	4 236	23 901	-	-	-	1 430
24	Total freight traffic carried(1)	" "	46 784	67 838	-	-	3 492	1 602
25	Unloaded from railway cars in Canada	" "	41 288	18 145	-	-	112	86
26	Delivered to other railways in Canada	" "	182	1 872	-	-	2 690	-
27	Delivered to United States rail connections	" "	5 312	47 820	-	-	700	1 516
294. Textile rags and waste n.e.s.:								
28	Number of railway cars loaded	carloads	68	57	-	-	3	-
29	Loaded onto railway cars in Canada	metric tonnes	1 926	1 724	-	-	20	-
30	Received from other railways in Canada	" "	37	274	-	-	-	-
Received from United States rail:								
31	Destined to Canadian points	" "	3 838	1 131	-	-	218	-
32	Destined to United States points	" "	70	283	-	-	-	365
33	Total freight traffic carried(1)	" "	5 871	3 412	-	-	238	365
34	Unloaded from railway cars in Canada	" "	4 360	2 287	-	-	-	-
35	Delivered to other railways in Canada	" "	-	738	-	-	218	-
36	Delivered to United States rail connections	" "	1 511	387	-	-	20	365
296. Paper waste:								
37	Number of railway cars loaded	carloads	1,574	221	7	-	-	-
38	Loaded onto railway cars in Canada	metric tonnes	49 853	7 856	374	-	-	-
39	Received from other railways in Canada	" "	2 278	5 927	690	-	259	-
Received from United States rail:								
40	Destined to Canadian points	" "	76 272	4 913	-	-	645	64
41	Destined to United States points	" "	6 597	15 827	-	-	-	7 026
42	Total freight traffic carried(1)	" "	137 000	34 523	1 064	-	904	7 090
43	Unloaded from railway cars in Canada	" "	106 747	12 874	-	-	15	-
44	Delivered to other railways in Canada	" "	11 147	2 810	1 064	-	630	64
45	Delivered to United States rail connections	" "	19 106	18 840	-	-	259	7 026
298. Slag (excluding basic) and ashes, waste:								
46	Number of railway cars loaded	carloads	120	135	-	-	-	-
47	Loaded onto railway cars in Canada	metric tonnes	9 371	11 072	-	-	-	-
48	Received from other railways in Canada	" "	1 216	42 968	-	-	-	-
Received from United States rail:								
49	Destined to Canadian points	" "	12 180	895	-	-	3 772	-
50	Destined to United States points	" "	402	-	-	-	-	-
51	Total freight traffic carried(1)	" "	23 169	54 935	-	-	3 772	-
52	Unloaded from railway cars in Canada	" "	20 387	52 987	-	-	-	-
53	Delivered to other railways in Canada	" "	1 743	1 949	-	-	3 772	-
54	Delivered to United States rail connections	" "	1 039	-	-	-	-	-

See footnote(s) at end of table

TABEAU 2. Marchandises payantes transportées par chemin de fer au Canada, 1982

Class II - Classe II				Grand total all Railways	Type de marchandise	No
Toronto, Hamilton and Buffalo	Ontario Northland	Quebec North Shore and Labrador	All other Tous autres	Total général tous chemins de fer		
					Matières brutes, non comestibles (charge complète):	
					288. Soufre liquide:	
				16 632	wagon	1
				1 482 050	tonnes métriques	2
58 531			15 842	194 156	" "	3
				117	" "	4
				8 187	" "	5
58 531			15 842	1 684 510	Total du trafic marchandises transportées(1)	6
55 688			8 803	283 629	" "	7
2 843				205 678	" "	8
			7 039	1 195 202	" "	9
					290. Soufre, n.d.a.:	
				57 075	wagon	10
				4 882 404	tonnes métriques	11
543	6 174		476	57 271	" "	12
			214	268	" "	13
					" "	14
543	6 174		690	4 939 943	Total du trafic marchandises transportées(1)	15
	6 174		155	4 874 736	" "	16
543			214	55 889	" "	17
			321	9 316	" "	18
					292. Minéraux non métalliques bruts, n.d.a.:	
	20		19	432	wagon	19
	1 079		811	29 504	tonnes métriques	20
2 911	109		328	18 083	" "	21
			8 508	56 308	" "	22
			12 673	42 240	" "	23
2 911	1 188		22 320	146 135	Total du trafic marchandises transportées(1)	24
			7 303	69 497	" "	25
2 563			12 753	19 023	" "	26
348	1 188		2 264	57 612	" "	27
					294. Chiffons et déchets de textiles, n.d.a.:	
				128	wagon	28
				3 670	tonnes métriques	29
218			1 033	1 562	" "	30
			349	5 536	" "	31
			24	742	" "	32
218			1 406	11 510	Total du trafic marchandises transportées(1)	33
			208	6 855	" "	34
218			508	1 682	" "	35
			890	2 973	" "	36
					296. Déchets de papier:	
			19	1 821	wagon	37
			792	58 875	tonnes métriques	38
326	14 736		336	24 552	" "	39
			19 929	101 823	" "	40
			1 261	32 731	" "	41
326	14 736		22 338	217 981	Total du trafic marchandises transportées(1)	42
	5 860		11 394	136 890	" "	43
326	8 676		9 671	34 588	" "	44
			1 273	46 504	" "	45
					298. Scories (sauf basiques) et cendres, déchets:	
	88		49	392	wagon	46
	4 837		3 052	28 332	tonnes métriques	47
2 027	7 267			53 478	" "	48
			46 750	63 597	" "	49
				402	" "	50
2 027	12 104		49 802	145 809	Total du trafic marchandises transportées(1)	51
	12 105		818	86 295	" "	52
2 027			48 226	55 717	" "	53
			2 760	3 799	" "	54

Voir note(s) à la fin du tableau.

TABLE 2. Revenue Freight Carried by Railways Within Canada, 1982

No.	Commodity		Class I - Classe I		Class II - Classe II			
			Canadian National Canadien National	Canadian Pacific Canadien Pacifique	Algoma Central	British Columbia Railway	Canada Southern (Consolidated Rail)	Chesapeake and Ohio
Crude materials, inedible (C.L.):								
300. Wood waste, n.e.s.:								
1	Number of railway cars loaded	carloads	6,064	645	-	-	-	-
2	Loaded onto railway cars in Canada	metric tonnes	271 255	17 613	-	-	-	-
3	Received from other railways in Canada	" "	4 056	-	-	-	-	-
4	Received from United States rail:							
4	Destined to Canadian points	" "	67	396	-	-	-	-
5	Destined to United States points	" "	200	151	-	-	-	109
6	Total freight traffic carried(1)	" "	275 578	18 160	-	-	-	109
7	Unloaded from railway cars in Canada	" "	274 521	13 368	-	-	-	-
8	Delivered to other railways in Canada	" "	-	4 640	-	-	-	-
9	Delivered to United States rail connections	" "	1 057	151	-	-	-	109
304. Waste materials, n.e.s.:								
10	Number of railway cars loaded	carloads	335	116	-	6	-	91
11	Loaded onto railway cars in Canada	metric tonnes	17 631	6 831	-	456	-	7 540
12	Received from other railways in Canada	" "	-	7 563	-	161	302	-
13	Received from United States rail:							
13	Destined to Canadian points	" "	2 202	317	-	-	507	140
14	Destined to United States points	" "	-	232	-	-	-	167
15	Total freight traffic carried(1)	" "	19 833	14 943	-	617	809	7 847
16	Unloaded from railway cars in Canada	" "	14 020	11 943	-	618	809	58
17	Delivered to other railways in Canada	" "	171	447	-	-	-	7 621
18	Delivered to United States rail connections	" "	5 643	2 553	-	-	-	167
993. Total:								
19	Number of railway cars loaded	carloads	411,483	293,467	16,581	42,977	399	138
20	Loaded onto railway cars in Canada	metric tonnes	29 516 436	23 829 271	1 244 363	2 726 587	27 158	11 409
21	Received from other railways in Canada	" "	2 403 004	1 363 175	35 342	21 330	140 814	3 695
22	Received from United States rail:							
22	Destined to Canadian points	" "	686 358	1 873 062	-	25 867	156 303	172 579
23	Destined to United States points	" "	29 168	65 916	-	-	-	118 280
24	Total freight traffic carried(1)	" "	32 634 966	26 931 424	1 279 705	2 773 784	324 275	305 960
25	Unloaded from railway cars in Canada	" "	30 328 284	24 893 673	1 170 624	2 751 161	107 712	175 667
26	Delivered to other railways in Canada	" "	1 658 771	791 656	109 082	19 187	54 169	10 993
27	Delivered to United States rail connections	" "	647 911	1 246 094	-	3 436	162 395	119 278
Section IV:								
Fabricated materials, inedible (C.L.):								
306. Leather and dressed furs and rubber fabricated materials:								
28	Number of railway cars loaded	carloads	38	38	-	-	-	-
29	Loaded onto railway cars in Canada	metric tonnes	1 055	1 008	-	-	-	-
30	Received from other railways in Canada	" "	-	470	-	-	-	-
31	Received from United States rail:							
31	Destined to Canadian points	" "	10	-	-	-	-	-
32	Destined to United States points	" "	-	-	-	-	-	-
33	Total freight traffic carried(1)	" "	1 065	1 478	-	-	-	-
34	Unloaded from railway cars in Canada	" "	662	574	-	-	-	-
35	Delivered to other railways in Canada	" "	403	904	-	-	-	-
36	Delivered to United States rail connections	" "	-	-	-	-	-	-
308. Lumber:								
37	Number of railway cars loaded	carloads	52,978	18,280	756	43,948	32	1
38	Loaded onto railway cars in Canada	metric tonnes	2 630 486	955 743	37 694	2 248 022	1 297	67
39	Received from other railways in Canada	" "	1 413 490	266 036	15 309	122	42 160	7 831
40	Received from United States rail:							
40	Destined to Canadian points	" "	120 211	23 003	-	1 197	307	130
41	Destined to United States points	" "	15 350	8 881	-	-	-	1 202
42	Total freight traffic carried(1)	" "	4 179 537	1 253 663	53 003	2 249 341	43 764	9 230
43	Unloaded from railway cars in Canada	" "	2 115 837	511 951	16 693	489 335	39 543	7 961
44	Delivered to other railways in Canada	" "	74 787	157 465	36 309	1 689 034	301	67
45	Delivered to United States rail connections	" "	1 988 913	584 248	-	70 973	3 919	1 202
310. Flooring:								
46	Number of railway cars loaded	carloads	20	8	-	2	2	-
47	Loaded onto railway cars in Canada	metric tonnes	768	307	-	24	50	-
48	Received from other railways in Canada	" "	-	77	-	-	-	-
49	Received from United States rail:							
49	Destined to Canadian points	" "	309	222	-	-	39	-
50	Destined to United States points	" "	-	-	-	-	-	-
51	Total freight traffic carried(1)	" "	1 077	606	-	24	89	-
52	Unloaded from railway cars in Canada	" "	730	534	-	24	39	-
53	Delivered to other railways in Canada	" "	301	72	-	-	27	-
54	Delivered to United States rail connections	" "	46	-	-	-	23	-

See footnote(s) at end of table

TABLEAU 2. Marchandises payantes transportées par chemin de fer au Canada, 1982

Class II - Classe II				Grand total all Railways Total général tous chemins de fer	Type de marchandise	No	
Toronto, Hamilton and Buffalo	Ontario Northland	Quebec North Shore and Labrador	All other Tous autres				
					Matières brutes, non comestibles (charge complète):		
					300. Déchets de bois, n.d.a.:		
-	-	-	1	6 710	wagon	Nombre de wagons chargés	1
-	-	-	19	288 887	tonnes métriques	Chargées sur wagons au Canada	2
-	-	-	-	4 056	" "	En provenance d'autres chemins de fer au Canada	3
-	-	-	73	536	" "	En provenance des Etats-Unis:	4
-	-	-	9 789	10 249	" "	A destination du Canada	5
-	-	-	9 881	303 728	" "	A destination des Etats-Unis	6
-	-	-	-	-	" "	Total du trafic marchandises transportées(1)	6
-	-	-	-	287 889	" "	Déchargées du wagon au Canada	7
-	-	-	73	4 713	" "	Remises aux autres chemins de fer au Canada	8
-	-	-	9 808	11 125	" "	Remises au réseau des Etats-Unis	9
					304. Autres déchets, n.d.a.:		
-	-	149	4	701	wagon	Nombre de wagons chargés	10
-	-	5 003	102	37 563	tonnes métriques	Chargées sur wagons au Canada	11
1 382	1 112	929	9 324	20 773	" "	En provenance d'autres chemins de fer au Canada	12
-	-	-	239	3 405	" "	En provenance des Etats-Unis:	13
-	-	-	-	399	" "	A destination du Canada	14
1 382	1 112	5 932	9 665	62 140	" "	A destination des Etats-Unis	15
-	-	-	-	-	" "	Total du trafic marchandises transportées(1)	15
-	1 112	5 932	361	34 853	" "	Déchargées du wagon au Canada	16
1 382	-	-	285	9 906	" "	Remises aux autres chemins de fer au Canada	17
-	-	-	9 018	17 381	" "	Remises au réseau des Etats-Unis	18
					993. Total:		
783	31 293	145 647	285 659	1 228 427	wagon	Nombre de wagons chargés	19
39 045	2 669 102	14 816 020	24 318 976	99 198 367	tonnes métriques	Chargées sur wagons au Canada	20
530 521	405 618	3 261 930	3 438 770	11 604 402	" "	En provenance d'autres chemins de fer au Canada	21
-	-	-	324 439	3 038 602	" "	En provenance des Etats-Unis:	22
-	-	-	107 946	321 310	" "	A destination du Canada	23
569 566	3 074 920	18 077 950	28 190 131	114 162 681	" "	A destination des Etats-Unis	24
-	-	-	-	-	" "	Total du trafic marchandises transportées(1)	24
427 738	839 052	14 816 382	24 306 321	99 816 634	" "	Déchargées du wagon au Canada	25
141 827	2 235 868	3 261 568	3 642 017	11 925 138	" "	Remises aux autres chemins de fer au Canada	26
-	-	-	241 792	2 420 906	" "	Remises au réseau des Etats-Unis	27
					Section IV:		
					Demi-produits, non comestibles (charge complète):		
					306. Cuir, fourrures apprêtées et demi-produits en caoutchouc:		
-	-	-	2	78	wagon	Nombre de wagons chargés	28
-	-	-	23	2 086	tonnes métriques	Chargées sur wagons au Canada	29
-	-	-	1 013	1 483	" "	En provenance d'autres chemins de fer au Canada	30
-	-	-	-	-	" "	En provenance des Etats-Unis:	31
-	-	-	15 788	15 788	" "	A destination du Canada	32
-	-	-	16 824	19 367	" "	A destination des Etats-Unis	33
-	-	-	-	-	" "	Total du trafic marchandises transportées(1)	33
-	-	-	378	1 614	" "	Déchargées du wagon au Canada	34
-	-	-	623	1 930	" "	Remises aux autres chemins de fer au Canada	35
-	-	-	15 822	15 822	" "	Remises au réseau des Etats-Unis	36
					308. Bois de construction:		
2	210	56	5 287	121 550	wagon	Nombre de wagons chargés	37
83	11 527	990	238 447	6 124 356	tonnes métriques	Chargées sur wagons au Canada	38
38 236	23 448	-	211 044	2 017 676	" "	En provenance d'autres chemins de fer au Canada	39
-	-	-	7 604	152 452	" "	En provenance des Etats-Unis:	40
-	-	-	65 286	90 719	" "	A destination du Canada	41
38 319	34 975	990	522 381	8 385 203	" "	A destination des Etats-Unis	42
-	-	-	-	-	" "	Total du trafic marchandises transportées(1)	42
29 769	776	990	19 132	3 232 007	" "	Déchargées du wagon au Canada	43
8 529	34 199	-	52 614	2 053 305	" "	Remises aux autres chemins de fer au Canada	44
-	-	-	450 632	3 099 887	" "	Remises au réseau des Etats-Unis	45
					310. Couvertures de sol:		
-	-	-	-	32	wagon	Nombre de wagons chargés	46
-	-	-	-	1 149	tonnes métriques	Chargées sur wagons au Canada	47
-	-	-	473	550	" "	En provenance d'autres chemins de fer au Canada	48
-	-	-	-	-	" "	En provenance des Etats-Unis:	49
-	-	-	194	764	" "	A destination du Canada	50
-	-	-	-	-	" "	A destination des Etats-Unis	51
-	-	-	667	2 463	" "	Total du trafic marchandises transportées(1)	51
-	-	-	604	1 931	" "	Déchargées du wagon au Canada	52
-	-	-	63	463	" "	Remises aux autres chemins de fer au Canada	53
-	-	-	-	69	" "	Remises au réseau des Etats-Unis	54

Voir note(s) à la fin du tableau.

TABLE 2. Revenue Freight Carried by Railways Within Canada, 1982

Commodity		Class I - Classe I		Class II - Classe II			
		Canadian National Canadian National	Canadian Pacific Canadian Pacific	Algoma Central	British Columbia Railway	Canada Southern (Consolidated Rail)	Chesapeake and Ohio
Fabricated materials, inedible (C.L.):							
312. Railway ties:							
1	Number of railway cars loaded	carloads	116	105	-	390	-
2	Loaded onto railway cars in Canada	metric tonnes	4 755	5 631	-	20 961	-
3	Received from other railways in Canada	" "	301	3 923	18	2 962	24
4	Received from United States rail:	" "	-	-	-	-	-
5	Destined to Canadian points	" "	41	4 374	-	-	69
6	Destined to United States points	" "	-	-	-	-	-
6	Total freight traffic carried(1)	" "	5 097	13 928	18	23 923	93
7	Unloaded from railway cars in Canada	" "	2 530	10 966	-	13 847	69
8	Delivered to other railways in Canada	" "	2 566	2 962	18	10 075	-
9	Delivered to United States rail connections	" "	-	-	-	-	24
314. Shingles and shakes of wood:							
10	Number of railway cars loaded	carloads	606	1,717	-	38	-
11	Loaded onto railway cars in Canada	metric tonnes	23 040	48 269	-	1 906	-
12	Received from other railways in Canada	" "	722	325	-	-	-
13	Received from United States rail:	" "	-	-	-	-	-
13	Destined to Canadian points	" "	23	28	-	-	-
14	Destined to United States points	" "	82	-	-	-	-
15	Total freight traffic carried(1)	" "	23 867	48 622	-	1 906	139
16	Unloaded from railway cars in Canada	" "	2 560	1 653	-	-	-
17	Delivered to other railways in Canada	" "	142	4 059	-	-	-
18	Delivered to United States rail connections	" "	21 165	42 910	-	1 906	139
316. Sawmill products, n.e.s.:							
19	Number of railway cars loaded	carloads	15	-	-	-	-
20	Loaded onto railway cars in Canada	metric tonnes	328	-	-	-	-
21	Received from other railways in Canada	" "	-	19	-	-	-
22	Received from United States rail:	" "	-	-	-	-	-
23	Destined to Canadian points	" "	-	-	-	-	-
24	Destined to United States points	" "	-	38	-	-	-
24	Total freight traffic carried(1)	" "	328	57	-	-	-
25	Unloaded from railway cars in Canada	" "	125	19	-	-	-
26	Delivered to other railways in Canada	" "	7	11	-	-	-
27	Delivered to United States rail connections	" "	192	38	-	-	-
318. Veneer:							
28	Number of railway cars loaded	carloads	1,290	578	34	2,161	-
29	Loaded onto railway cars in Canada	metric tonnes	56 695	29 409	1 396	126 679	-
30	Received from other railways in Canada	" "	27 209	17 759	-	-	546
31	Received from United States rail:	" "	-	-	-	-	-
32	Destined to Canadian points	" "	2 302	804	-	-	-
33	Destined to United States points	" "	-	4 687	-	-	-
33	Total freight traffic carried(1)	" "	86 206	52 659	1 396	126 679	546
34	Unloaded from railway cars in Canada	" "	74 075	38 058	-	-	-
35	Delivered to other railways in Canada	" "	1 140	2 272	1 396	126 679	-
36	Delivered to United States rail connections	" "	10 991	12 330	-	-	546
320. Plywood:							
37	Number of railway cars loaded	carloads	3,191	2,673	31	3,887	-
38	Loaded onto railway cars in Canada	metric tonnes	126 174	108 566	1 383	158 788	-
39	Received from other railways in Canada	" "	120 445	37 569	261	-	344
40	Received from United States rail:	" "	-	-	-	-	-
41	Destined to Canadian points	" "	4 775	703	-	-	42
42	Destined to United States points	" "	3 590	20 151	-	-	-
42	Total freight traffic carried(1)	" "	254 984	166 989	1 644	158 788	386
43	Unloaded from railway cars in Canada	" "	238 831	119 499	261	38 270	154
44	Delivered to other railways in Canada	" "	7 844	25 437	1 383	120 518	42
45	Delivered to United States rail connections	" "	8 309	22 055	-	-	190
322. Wood building boards, n.e.s.:							
46	Number of railway cars loaded	carloads	2,923	328	-	1	-
47	Loaded onto railway cars in Canada	metric tonnes	141 272	17 340	-	18	-
48	Received from other railways in Canada	" "	10 375	6 503	-	-	141
49	Received from United States rail:	" "	-	-	-	-	-
50	Destined to Canadian points	" "	2 321	3 498	-	-	-
51	Destined to United States points	" "	614	1 742	-	-	7 507
51	Total freight traffic carried(1)	" "	154 582	29 083	-	18	8 630
52	Unloaded from railway cars in Canada	" "	102 569	20 016	-	18	-
53	Delivered to other railways in Canada	" "	8 457	3 880	-	-	1 123
54	Delivered to United States rail connections	" "	43 556	5 186	-	-	141

See footnote(s) at end of table.

TABLEAU 2. Marchandises payantes transportées par chemin de fer au Canada, 1982

Class II - Classe II				Grand total all Railways	Type de marchandise	No
Toronto, Hamilton and Buffalo	Ontario Northland	Quebec North Shore and Labrador	All other Tous autres	Total général tous chemins de fer		
					Demi-produits, non comestibles (charge complète):	
					312. Traverses de chemin de fer:	
-	126	4	-	741	wagon	Nombre de wagons chargés
-	3 841	39	-	35 227	tonnes métriques	Chargées sur wagons au Canada
24	5 027	-	984	13 263	" "	En provenance d'autres chemins de fer au Canada
-	-	-	1 448	5 932	" "	En provenance des Etats-Unis:
-	-	-	-	-	" "	A destination du Canada
-	-	-	-	-	" "	A destination des Etats-Unis
24	8 868	39	2 432	54 422	" "	Total du trafic marchandises transportées(1)
-	8 868	39	1 027	37 346	" "	Déchargées du wagon au Canada
24	-	-	1 354	16 999	" "	Remises aux autres chemins de fer au Canada
-	-	-	51	75	" "	Remises au réseau des Etats-Unis
					314. Bardeaux et bardeaux fendus:	
-	-	-	426	2 787	wagon	Nombre de wagons chargés
-	-	-	13 019	86 234	tonnes métriques	Chargées sur wagons au Canada
-	-	-	17 672	18 719	" "	En provenance d'autres chemins de fer au Canada
-	-	-	-	51	" "	En provenance des Etats-Unis:
-	-	-	-	221	" "	A destination du Canada
-	-	-	-	-	" "	A destination des Etats-Unis
-	-	-	30 691	105 225	" "	Total du trafic marchandises transportées(1)
-	-	-	42	4 255	" "	Déchargées du wagon au Canada
-	-	-	3 214	7 415	" "	Remises aux autres chemins de fer au Canada
-	-	-	27 436	93 556	" "	Remises au réseau des Etats-Unis
					316. Sciages:	
-	-	-	-	15	wagon	Nombre de wagons chargés
-	-	-	-	328	tonnes métriques	Chargées sur wagons au Canada
-	-	-	-	19	" "	En provenance d'autres chemins de fer au Canada
-	-	-	-	-	" "	En provenance des Etats-Unis:
-	-	-	-	38	" "	A destination du Canada
-	-	-	-	-	" "	A destination des Etats-Unis
-	-	-	-	385	" "	Total du trafic marchandises transportées(1)
-	-	-	-	144	" "	Déchargées du wagon au Canada
-	-	-	-	11	" "	Remises aux autres chemins de fer au Canada
-	-	-	-	230	" "	Remises au réseau des Etats-Unis
					318. Placages:	
-	-	-	377	4 440	wagon	Nombre de wagons chargés
-	-	-	19 301	233 480	tonnes métriques	Chargées sur wagons au Canada
58	-	-	69 845	115 417	" "	En provenance d'autres chemins de fer au Canada
-	-	-	-	-	" "	En provenance des Etats-Unis:
-	-	-	97	3 203	" "	A destination du Canada
-	-	-	49	4 736	" "	A destination des Etats-Unis
58	-	-	89 292	356 836	" "	Total du trafic marchandises transportées(1)
-	-	-	26 301	138 434	" "	Déchargées du wagon au Canada
58	-	-	3 970	135 515	" "	Remises aux autres chemins de fer au Canada
-	-	-	59 022	82 889	" "	Remises au réseau des Etats-Unis
					320. Contre-plaques:	
-	43	6	716	10 547	wagon	Nombre de wagons chargés
-	1 606	139	33 850	430 506	tonnes métriques	Chargées sur wagons au Canada
148	3 191	-	7 042	171 317	" "	En provenance d'autres chemins de fer au Canada
-	-	-	719	6 294	" "	En provenance des Etats-Unis:
-	-	-	1 530	29 076	" "	A destination du Canada
-	-	-	-	-	" "	A destination des Etats-Unis
148	4 797	139	43 141	637 193	" "	Total du trafic marchandises transportées(1)
-	3 191	139	2 247	404 909	" "	Déchargées du wagon au Canada
148	1 606	-	34 351	191 384	" "	Remises aux autres chemins de fer au Canada
-	-	-	6 545	40 904	" "	Remises au réseau des Etats-Unis
					322. Planches de bois de construction, n.d.a.:	
-	-	-	215	3 467	wagon	Nombre de wagons chargés
-	-	-	10 876	169 506	tonnes métriques	Chargées sur wagons au Canada
-	409	-	6 249	24 800	" "	En provenance d'autres chemins de fer au Canada
-	-	-	-	-	" "	En provenance des Etats-Unis:
-	-	-	5 113	10 932	" "	A destination du Canada
-	-	-	-	9 863	" "	A destination des Etats-Unis
-	409	-	22 238	215 101	" "	Total du trafic marchandises transportées(1)
-	409	-	4 887	129 022	" "	Déchargées du wagon au Canada
-	-	-	8 153	20 490	" "	Remises aux autres chemins de fer au Canada
-	-	-	9 199	65 589	" "	Remises au réseau des Etats-Unis

Voir note(s) à la fin du tableau.

TABLE 2. Revenue Freight Carried by Railways Within Canada, 1982

No.	Commodity		Class I - Classe I		Class II - Classe II			
			Canadian National Canadien National	Canadian Pacific Canadien Pacifique	Algoma Central	British Columbia Railway	Canada Southern (Consolidated Rail)	Chesapeake and Ohio
Fabricated materials, inedible (C.L.):								
324. Millwork (woodwork):								
1	Number of railway cars loaded	carloads	152	48	-	-	-	-
2	Loaded onto railway cars in Canada	metric tonnes	4 788	1 160	-	-	-	-
3	Received from other railways in Canada	" "	2 606	475	-	-	-	-
Received from United States rail:								
4	Destined to Canadian points	" "	1 542	1 774	-	-	-	-
5	Destined to United States points	" "	2 530	6 543	-	-	-	1 200
6	Total freight traffic carried(1)	" "	11 466	9 952	-	-	-	1 200
7	Unloaded from railway cars in Canada	" "	7 444	2 975	-	-	-	-
8	Delivered to other railways in Canada	" "	488	156	-	-	-	-
9	Delivered to United States rail connections	" "	3 534	6 822	-	-	-	1 200
326. Cooperage stock and box, crate and package stock:								
10	Number of railway cars loaded	carloads	6	11	-	69	-	-
11	Loaded onto railway cars in Canada	metric tonnes	236	148	-	1 442	-	-
12	Received from other railways in Canada	" "	1	103	-	-	-	-
Received from United States rail:								
13	Destined to Canadian points	" "	88	595	-	-	-	14
14	Destined to United States points	" "	43	1 940	-	-	-	-
15	Total freight traffic carried(1)	" "	368	2 786	-	1 442	-	14
16	Unloaded from railway cars in Canada	" "	171	825	-	1 442	-	14
17	Delivered to other railways in Canada	" "	-	-	-	-	-	-
18	Delivered to United States rail connections	" "	197	1 961	-	-	-	-
328. Other wood fabricated materials, n.e.s.:								
19	Number of railway cars loaded	carloads	152	194	-	9	-	-
20	Loaded onto railway cars in Canada	metric tonnes	4 328	8 790	-	189	-	-
21	Received from other railways in Canada	" "	492	181	-	118	77	-
Received from United States rail:								
22	Destined to Canadian points	" "	945	1 842	-	-	13	-
23	Destined to United States points	" "	-	1 458	-	-	-	72
24	Total freight traffic carried(1)	" "	5 765	12 271	-	307	90	72
25	Unloaded from railway cars in Canada	" "	2 614	8 512	-	307	13	-
26	Delivered to other railways in Canada	" "	97	952	-	-	-	-
27	Delivered to United States rail connections	" "	3 054	2 807	-	-	77	72
330. Wood pulp:								
28	Number of railway cars loaded	carloads	33 462	30 951	-	13 516	-	-
29	Loaded onto railway cars in Canada	metric tonnes	1 921 503	1 877 072	-	938 001	-	-
30	Received from other railways in Canada	" "	189 009	137 085	196 544	42 625	91 908	9 138
Received from United States rail:								
31	Destined to Canadian points	" "	77 542	27 680	-	-	2 417	55
32	Destined to United States points	" "	22 291	74 766	-	-	-	8 670
33	Total freight traffic carried(1)	" "	2 210 345	2 116 603	196 544	980 626	94 325	17 863
34	Unloaded from railway cars in Canada	" "	688 277	953 875	18 120	792 508	70	-
35	Delivered to other railways in Canada	" "	225 133	213 458	178 424	168 117	2 347	55
36	Delivered to United States rail connections	" "	1 296 935	949 270	-	-	91 908	17 808
332. Pulp, n.e.s.:								
37	Number of railway cars loaded	carloads	19	4	-	-	-	-
38	Loaded onto railway cars in Canada	metric tonnes	757	178	-	-	-	-
39	Received from other railways in Canada	" "	-	122	-	-	115	-
Received from United States rail:								
40	Destined to Canadian points	" "	2 747	1 383	-	-	-	-
41	Destined to United States points	" "	-	889	-	-	-	-
42	Total freight traffic carried(1)	" "	3 504	2 572	-	-	115	-
43	Unloaded from railway cars in Canada	" "	3 460	1 682	-	-	-	-
44	Delivered to other railways in Canada	" "	-	-	-	-	-	-
45	Delivered to United States rail connections	" "	44	889	-	-	115	-
334. Newspaper paper:								
46	Number of railway cars loaded	carloads	32 776	23 956	11	113	-	-
47	Loaded onto railway cars in Canada	metric tonnes	1 922 093	1 424 084	605	2 786	-	-
48	Received from other railways in Canada	" "	404 377	102 872	28 928	-	161 190	11 477
Received from United States rail:								
49	Destined to Canadian points	" "	1 061	7 677	-	-	172	-
50	Destined to United States points	" "	61	154	-	-	-	14 245
51	Total freight traffic carried(1)	" "	2 327 592	1 534 587	29 533	2 786	161 362	25 722
52	Unloaded from railway cars in Canada	" "	501 474	357 648	54	2 786	7 122	-
53	Delivered to other railways in Canada	" "	215 895	340 110	29 480	-	172	-
54	Delivered to United States rail connections	" "	1 610 223	836 830	-	-	154 068	25 721

See footnote(s) at end of table.

TABLEAU 2. Marchandises payantes transportées par chemin de fer au Canada, 1982

Class II - Classe II				Grand total all Railways Total général tous chemins de fer	Type de marchandise	No	
Toronto, Hamilton and Buffalo	Ontario Northland	Quebec North Shore and Labrador	All other Tous autres				
					Demi-produits, non comestibles (charge complète):		
					324. Bois de menuiserie:		
		11	82	293	wagon	Nombre de wagons chargés	1
		189	1 780	7 917	tonnes métriques	Chargées sur wagons au Canada	2
			172	3 253	" "	En provenance d'autres chemins de fer au Canada	3
			262	3 578	" "	En provenance des Etats-Unis	4
			18	10 291	" "	A destination du Canada	5
		189	2 232	25 039	" "	A destination des Etats-Unis	6
					" "	Total du trafic marchandises transportées(1)	7
		189	46	10 654	" "	Déchargées du wagon au Canada	8
			2 043	2 687	" "	Remises aux autres chemins de fer au Canada	9
			142	11 698	" "	Remises au réseau des Etats-Unis	
					" "	326. Ouvrages de tonnellerie, caisses et bois de layetier:	
				86	wagon	Nombre de wagons chargés	10
				1 826	tonnes métriques	Chargées sur wagons au Canada	11
				104	" "	En provenance d'autres chemins de fer au Canada	12
					" "	En provenance des Etats-Unis	13
				697	" "	A destination du Canada	14
				1 983	" "	A destination des Etats-Unis	15
				4 610	" "	Total du trafic marchandises transportées(1)	16
				2 452	" "	Déchargées du wagon au Canada	17
					" "	Remises aux autres chemins de fer au Canada	18
				2 158	" "	Remises au réseau des Etats-Unis	
					" "	328. Autre demi-produits en bois, n.d.a.:	
		10	11	376	wagon	Nombre de wagons chargés	19
		222	503	14 032	tonnes métriques	Chargées sur wagons au Canada	20
			513	1 381	" "	En provenance d'autres chemins de fer au Canada	21
					" "	En provenance des Etats-Unis	22
			221	3 021	" "	A destination du Canada	23
			99	1 629	" "	A destination des Etats-Unis	24
		222	1 336	20 063	" "	Total du trafic marchandises transportées(1)	25
			349	12 017	" "	Déchargées du wagon au Canada	26
			646	1 695	" "	Remises aux autres chemins de fer au Canada	27
			341	6 351	" "	Remises au réseau des Etats-Unis	
					" "	330. Pâte de bois:	
			1,239	79,168	wagon	Nombre de wagons chargés	28
51 272	57 387		70 788	4 807 364	tonnes métriques	Chargées sur wagons au Canada	29
			187 848	962 816	" "	En provenance d'autres chemins de fer au Canada	30
					" "	En provenance des Etats-Unis	31
			14 108	121 802	" "	A destination du Canada	32
51 272	57 387		103 147	208 874	" "	A destination des Etats-Unis	33
					" "	Total du trafic marchandises transportées(1)	34
			20 326	2 473 176	" "	Déchargées du wagon au Canada	35
51 272	57 387		16 474	932 667	" "	Remises aux autres chemins de fer au Canada	36
			339 091	2 695 012	" "	Remises au réseau des Etats-Unis	37
					" "	332. Pâte, n.d.a.:	
			2	25	wagon	Nombre de wagons chargés	38
			136	1 071	tonnes métriques	Chargées sur wagons au Canada	39
			70	307	" "	En provenance d'autres chemins de fer au Canada	40
					" "	En provenance des Etats-Unis	41
			111	4 241	" "	A destination du Canada	42
				889	" "	A destination des Etats-Unis	43
			317	6 508	" "	Total du trafic marchandises transportées(1)	44
			181	5 323	" "	Déchargées du wagon au Canada	45
			136	136	" "	Remises aux autres chemins de fer au Canada	
				1 048	" "	Remises au réseau des Etats-Unis	
					" "	334. Papier journal:	
	2,800		9,189	68,845	wagon	Nombre de wagons chargés	46
	172 506		548 471	4 070 545	tonnes métriques	Chargées sur wagons au Canada	47
81 611	215 967		412 959	1 419 181	" "	En provenance d'autres chemins de fer au Canada	48
					" "	En provenance des Etats-Unis	49
			379	9 289	" "	A destination du Canada	50
				14 460	" "	A destination des Etats-Unis	51
81 611	388 473		961 809	5 513 475	" "	Total du trafic marchandises transportées(1)	52
			1 617	870 701	" "	Déchargées du wagon au Canada	53
81 611	388 473		334 672	1 390 413	" "	Remises aux autres chemins de fer au Canada	54
			625 520	3 252 362	" "	Remises au réseau des Etats-Unis	

Voir note(s) à la fin du tableau.

TABLE 2. Revenue Freight Carried by Railways Within Canada, 1982

No	Commodity		Class I - Classe I		Class II - Classe II			
			Canadian National Canadien National	Canadian Pacific Canadien Pacifique	Algoma Central	British Columbia Railway	Canada Southern (Consolidated Rail)	Chesapeake and Ohio
Fabricated materials, inedible (C.L.):								
336. Groundwood printing and specialty paper:								
1	Number of railway cars loaded	carloads	5,755	1,974	-	-	1	-
2	Loaded onto railway cars in Canada	metric tonnes	295 350	113 853	-	-	64	-
3	Received from other railways in Canada	" "	1 197	7 723	-	-	35 657	131
Received from United States rail:								
4	Destined to Canadian points	" "	82 856	77 714	-	-	406	-
5	Destined to United States points	" "	414 577	385 409	-	-	-	9 473
6	Total freight traffic carried(1)	" "	793 980	584 699	-	-	36 127	9 604
7	Unloaded from railway cars in Canada	" "	172 231	58 135	-	-	141	-
8	Delivered to other railways in Canada	" "	4 749	76 574	-	-	265	-
9	Delivered to United States rail connections	" "	617 001	449 991	-	-	35 721	9 603
338. Book paper:								
10	Number of railway cars loaded	carloads	1	3	-	-	-	-
11	Loaded onto railway cars in Canada	metric tonnes	41	127	-	-	-	-
12	Received from other railways in Canada	" "	64	-	-	-	-	-
Received from United States rail:								
13	Destined to Canadian points	" "	-	-	-	-	-	-
14	Destined to United States points	" "	-	-	-	-	-	-
15	Total freight traffic carried(1)	" "	105	127	-	-	-	-
16	Unloaded from railway cars in Canada	" "	104	91	-	-	-	-
17	Delivered to other railways in Canada	" "	-	36	-	-	-	-
18	Delivered to United States rail connections	" "	-	-	-	-	-	-
340. Fine paper, tissue paper and sanitary paper:								
19	Number of railway cars loaded	carloads	761	136	-	-	-	-
20	Loaded onto railway cars in Canada	metric tonnes	13 885	3 100	-	-	-	-
21	Received from other railways in Canada	" "	2 671	8 304	-	-	126	-
Received from United States rail:								
22	Destined to Canadian points	" "	2 345	145	-	-	18	-
23	Destined to United States points	" "	9 258	11 206	-	-	-	16 380
24	Total freight traffic carried(1)	" "	28 159	22 755	-	-	144	16 380
25	Unloaded from railway cars in Canada	" "	13 630	9 555	-	-	-	-
26	Delivered to other railways in Canada	" "	3 456	390	-	-	18	-
27	Delivered to United States rail connections	" "	11 073	12 809	-	-	126	16 380
342. Wrapping paper:								
28	Number of railway cars loaded	carloads	1,657	668	-	1,172	-	-
29	Loaded onto railway cars in Canada	metric tonnes	93 327	28 995	-	69 682	-	-
30	Received from other railways in Canada	" "	10 644	8 033	33	37	503	30
Received from United States rail:								
31	Destined to Canadian points	" "	4 878	5 900	-	-	108	-
32	Destined to United States points	" "	2 587	21 846	-	-	-	203
33	Total freight traffic carried(1)	" "	111 436	64 774	33	69 719	611	233
34	Unloaded from railway cars in Canada	" "	91 890	21 918	-	62 987	-	30
35	Delivered to other railways in Canada	" "	7 907	8 326	33	6 732	108	-
36	Delivered to United States rail connections	" "	11 639	34 531	-	-	503	203
344. Paperboard, n.e.s.:								
37	Number of railway cars loaded	carloads	14,360	2,552	74	-	-	-
38	Loaded onto railway cars in Canada	metric tonnes	513 369	100 336	3 349	-	-	-
39	Received from other railways in Canada	" "	7 550	21 939	47	-	92	-
Received from United States rail:								
40	Destined to Canadian points	" "	30 737	32 807	-	-	1 531	19
41	Destined to United States points	" "	19 962	155 529	-	-	-	23 594
42	Total freight traffic carried(1)	" "	571 618	310 611	3 302	-	1 623	23 613
43	Unloaded from railway cars in Canada	" "	524 724	140 465	47	-	7	-
44	Delivered to other railways in Canada	" "	17 637	13 580	3 349	-	1 524	19
45	Delivered to United States rail connections	" "	29 256	156 567	-	-	92	23 594
346. Building paper:								
46	Number of railway cars loaded	carloads	360	975	-	6	-	-
47	Loaded onto railway cars in Canada	metric tonnes	15 866	38 063	-	94	-	-
48	Received from other railways in Canada	" "	536	204	-	-	-	54
Received from United States rail:								
49	Destined to Canadian points	" "	23	383	-	-	36	-
50	Destined to United States points	" "	-	-	-	-	-	-
51	Total freight traffic carried(1)	" "	16 425	38 650	-	94	36	54
52	Unloaded from railway cars in Canada	" "	7 022	33 012	-	94	-	54
53	Delivered to other railways in Canada	" "	-	806	-	-	36	-
54	Delivered to United States rail connections	" "	9 403	4 831	-	-	-	-

See footnote(s) at end of table.

TABLEAU 2. Marchandises payantes transportées par chemin de fer au Canada, 1982

Class II - Classe II				Grand total all Railways	Type de marchandise	No
Toronto, Hamilton and Buffalo	Ontario Northland	Quebec North Shore and Labrador	All other Tous autres	Total général tous chemins de fer		
					Demi-produits, non comestibles (charge complète):	
					336. Papier mécanique et papier spécial:	
-	-	-	17	7 747	wagon	Nombre de wagons chargés
-	-	-	947	410 214	tonnes métriques	Chargées sur wagons au Canada
17 884	54	-	80 050	142 696	" "	En provenance d'autres chemins de fer au Canada
-	-	-	6 687	167 663	" "	En provenance des Etats-Unis:
-	-	-	36 389	845 848	" "	A destination du Canada
17 884	54	-	124 073	1 566 421	" "	A destination des Etats-Unis
-	-	-	-	-	" "	Total du trafic marchandises transportées(1)
-	-	-	3 161	233 668	" "	Déchargées du wagon au Canada
17 884	54	-	10 306	109 832	" "	Remises aux autres chemins de fer au Canada
-	-	-	110 603	1 222 919	" "	Remises au réseau des Etats-Unis
					338. Papier d'édition:	
-	-	-	-	4	wagon	Nombre de wagons chargés
-	-	-	-	168	tonnes métriques	Chargées sur wagons au Canada
-	-	-	57	121	" "	En provenance d'autres chemins de fer au Canada
-	-	-	-	-	" "	En provenance des Etats-Unis:
-	-	-	-	-	" "	A destination du Canada
-	-	-	-	-	" "	A destination des Etats-Unis
-	-	-	57	289	" "	Total du trafic marchandises transportées(1)
-	-	-	57	252	" "	Déchargées du wagon au Canada
-	-	-	-	36	" "	Remises aux autres chemins de fer au Canada
-	-	-	-	-	" "	Remises au réseau des Etats-Unis
					340. Papier fin, papier de soie et papier hygiénique:	
-	-	-	562	1 459	wagon	Nombre de wagons chargés
18	73	-	7 815	24 800	tonnes métriques	Chargées sur wagons au Canada
-	-	-	3 675	14 867	" "	En provenance d'autres chemins de fer au Canada
-	-	-	-	-	" "	En provenance des Etats-Unis:
-	-	-	231	2 739	" "	A destination du Canada
-	-	-	-	36 844	" "	A destination des Etats-Unis
18	73	-	11 721	79 250	" "	Total du trafic marchandises transportées(1)
-	73	-	1 537	24 795	" "	Déchargées du wagon au Canada
18	-	-	9 193	13 075	" "	Remises aux autres chemins de fer au Canada
-	-	-	991	41 379	" "	Remises au réseau des Etats-Unis
					342. Papier d'emballage:	
-	80	-	193	3 770	wagon	Nombre de wagons chargés
-	2 977	-	3 080	198 061	tonnes métriques	Chargées sur wagons au Canada
93	-	-	2 970	22 343	" "	En provenance d'autres chemins de fer au Canada
-	-	-	-	-	" "	En provenance des Etats-Unis:
-	-	-	2 136	13 022	" "	A destination du Canada
-	-	-	683	25 319	" "	A destination des Etats-Unis
93	2 977	-	8 869	258 745	" "	Total du trafic marchandises transportées(1)
-	-	-	1 912	178 737	" "	Déchargées du wagon au Canada
93	2 977	-	3 704	29 880	" "	Remises aux autres chemins de fer au Canada
-	-	-	3 253	50 129	" "	Remises au réseau des Etats-Unis
					344. Carton, n.d.a.:	
-	-	-	77	17 063	wagon	Nombre de wagons chargés
-	-	-	4 213	621 267	tonnes métriques	Chargées sur wagons au Canada
2 910	61	-	9 350	41 855	" "	En provenance d'autres chemins de fer au Canada
-	-	-	-	-	" "	En provenance des Etats-Unis:
-	-	-	29 301	94 395	" "	A destination du Canada
-	-	-	3 727	202 812	" "	A destination des Etats-Unis
2 910	61	-	46 591	960 329	" "	Total du trafic marchandises transportées(1)
-	-	-	29 512	694 661	" "	Déchargées du wagon au Canada
2 910	61	-	6 642	45 722	" "	Remises aux autres chemins de fer au Canada
-	-	-	10 437	219 946	" "	Remises au réseau des Etats-Unis
					346. Papier de construction:	
-	2	-	7	1 350	wagon	Nombre de wagons chargés
-	30	-	239	54 292	tonnes métriques	Chargées sur wagons au Canada
59	-	-	196	1 049	" "	En provenance d'autres chemins de fer au Canada
-	-	-	-	-	" "	En provenance des Etats-Unis:
-	-	-	993	1 435	" "	A destination du Canada
-	-	-	-	-	" "	A destination des Etats-Unis
59	30	-	1 428	56 776	" "	Total du trafic marchandises transportées(1)
-	30	-	626	40 838	" "	Déchargées du wagon au Canada
59	-	-	492	1 393	" "	Remises aux autres chemins de fer au Canada
-	-	-	310	14 544	" "	Remises au réseau des Etats-Unis

Voir note(s) à la fin du tableau.

TABLE 2. Revenue Freight Carried by Railways Within Canada, 1982

Commodity		Class I - Classe I		Class II - Classe II				
		Canadian National Canadien National	Canadian Pacific Canadien Pacifique	Algoma Central	British Columbia Railway	Canada Southern (Consolidated Rail)	Chesapeake and Ohio	
Fabricated materials, inedible (C.L.):								
348. Building board, n.e.s.:								
1	Number of railway cars loaded	carloads	476	716	-	266	40	-
2	Loaded onto railway cars in Canada	metric tonnes	17 925	23 111	-	5 781	2 604	-
3	Received from other railways in Canada	" "	3 060	5 085	95	48	20	-
4	Received from United States rail:							
5	Destined to Canadian points	" "	4 232	4 567	-	-	806	-
6	Destined to United States points	" "	1 814	1 975	-	-	-	464
6	Total freight traffic carried(1)	" "	27 031	34 738	95	5 829	3 430	464
7	Unloaded from railway cars in Canada	" "	13 839	26 444	-	5 830	25	-
8	Delivered to other railways in Canada	" "	881	5 982	95	-	3 385	-
9	Delivered to United States rail connections	" "	12 311	2 312	-	-	20	464
350. Paper, n.e.s.:								
10	Number of railway cars loaded	carloads	4	-	-	66	-	-
11	Loaded onto railway cars in Canada	metric tonnes	145	-	-	1 007	-	-
12	Received from other railways in Canada	" "	-	112	-	-	-	-
13	Received from United States rail:							
14	Destined to Canadian points	" "	-	-	-	-	-	-
15	Destined to United States points	" "	2 021	-	-	-	-	-
15	Total freight traffic carried(1)	" "	2 166	112	-	1 007	-	-
16	Unloaded from railway cars in Canada	" "	85	-	-	1 007	-	-
17	Delivered to other railways in Canada	" "	-	-	-	-	-	-
18	Delivered to United States rail connections	" "	2 081	112	-	-	-	-
352. Batts, batting, wadding and felt:								
19	Number of railway cars loaded	carloads	672	22	-	-	-	-
20	Loaded onto railway cars in Canada	metric tonnes	15 938	764	-	-	-	-
21	Received from other railways in Canada	" "	-	140	-	-	-	-
22	Received from United States rail:							
23	Destined to Canadian points	" "	556	14	-	-	91	-
24	Destined to United States points	" "	-	33	-	-	-	-
24	Total freight traffic carried(1)	" "	16 494	951	-	-	91	-
25	Unloaded from railway cars in Canada	" "	15 931	917	-	-	-	-
26	Delivered to other railways in Canada	" "	425	-	-	-	91	-
27	Delivered to United States rail connections	" "	138	33	-	-	-	-
354. Cordage, twine and rope:								
28	Number of railway cars loaded	carloads	12	12	-	-	-	-
29	Loaded onto railway cars in Canada	metric tonnes	474	534	-	-	-	-
30	Received from other railways in Canada	" "	77	114	-	-	62	-
31	Received from United States rail:							
32	Destined to Canadian points	" "	2 325	1 663	-	-	-	-
33	Destined to United States points	" "	472	103	-	-	-	-
33	Total freight traffic carried(1)	" "	3 348	2 414	-	-	62	-
34	Unloaded from railway cars in Canada	" "	2 712	2 218	-	-	-	-
35	Delivered to other railways in Canada	" "	163	93	-	-	-	-
36	Delivered to United States rail connections	" "	472	103	-	-	62	-
356. Cotton broad-woven fabrics:								
37	Number of railway cars loaded	carloads	3	1	-	-	-	-
38	Loaded onto railway cars in Canada	metric tonnes	26	11	-	-	-	-
39	Received from other railways in Canada	" "	-	13	-	-	-	-
40	Received from United States rail:							
41	Destined to Canadian points	" "	41	55	-	-	18	-
42	Destined to United States points	" "	-	-	-	-	-	-
42	Total freight traffic carried(1)	" "	67	79	-	-	18	-
43	Unloaded from railway cars in Canada	" "	55	79	-	-	18	-
44	Delivered to other railways in Canada	" "	12	-	-	-	-	-
45	Delivered to United States rail connections	" "	-	-	-	-	-	-
358. Jute broad-woven fabrics:								
46	Number of railway cars loaded	carloads	5	11	-	-	-	-
47	Loaded onto railway cars in Canada	metric tonnes	273	386	-	-	-	-
48	Received from other railways in Canada	" "	-	-	-	-	-	-
49	Received from United States rail:							
50	Destined to Canadian points	" "	428	29	-	-	-	-
51	Destined to United States points	" "	-	-	-	-	-	-
51	Total freight traffic carried(1)	" "	701	415	-	-	-	-
52	Unloaded from railway cars in Canada	" "	496	-	-	-	-	-
53	Delivered to other railways in Canada	" "	-	29	-	-	-	-
54	Delivered to United States rail connections	" "	205	386	-	-	-	-

See footnote(s) at end of table.

TABLEAU 2. Marchandises payantes transportées par chemin de fer au Canada, 1982

Class II - Classe II				Grand total all Railways	Type de marchandise	No
Toronto, Hamilton and Buffalo	Ontario Northland	Quebec North Shore and Labrador	All other Tous autres	Total général tous chemins de fer		
					Demi-produits, non comestibles (charge complète):	
					348. Panneaux de construction, n.d.a.:	
-	-	4	1	1,503	wagon	Nombre de wagons chargés
-	-	75	31	49 527	tonnes métriques	Chargées sur wagons au Canada
2 871	-	-	3 678	14 857	" "	En provenance d'autres chemins de fer au Canada
-	-	-	4 688	14 293	" "	En provenance des Etats-Unis:
-	-	-	356	4 609	" "	A destination du Canada
2 871	-	75	8 753	83 286	" "	A destination des Etats-Unis
-	-	-	-	-	" "	Total du trafic marchandises transportées(1)
2 871	-	75	2 361	48 574	" "	Dechargées du wagon au Canada
-	-	-	4 364	17 578	" "	Remises aux autres chemins de fer au Canada
-	-	-	2 028	17 135	" "	Remises au réseau des Etats-Unis
					350. Papier, n.d.a.:	
-	-	-	-	70	wagon	Nombre de wagons chargés
-	-	-	-	1 152	tonnes métriques	Chargées sur wagons au Canada
62	-	-	-	174	" "	En provenance d'autres chemins de fer au Canada
-	-	-	-	-	" "	En provenance des Etats-Unis:
-	-	-	-	-	" "	A destination du Canada
-	-	-	-	2 021	" "	A destination des Etats-Unis
62	-	-	-	3 347	" "	Total du trafic marchandises transportées(1)
-	-	-	-	1 092	" "	Dechargées du wagon au Canada
62	-	-	-	62	" "	Remises aux autres chemins de fer au Canada
-	-	-	-	2 193	" "	Remises au réseau des Etats-Unis
					352. Ouate et bourre en masse ou en feuilles et feutre:	
-	-	-	-	694	wagon	Nombre de wagons chargés
-	-	-	-	16 702	tonnes métriques	Chargées sur wagons au Canada
91	14	-	152	397	" "	En provenance d'autres chemins de fer au Canada
-	-	-	187	848	" "	En provenance des Etats-Unis:
-	-	-	-	33	" "	A destination du Canada
91	14	-	339	17 980	" "	A destination des Etats-Unis
-	-	-	-	-	" "	Total du trafic marchandises transportées(1)
-	-	-	163	17 011	" "	Dechargées du wagon au Canada
91	14	-	177	798	" "	Remises aux autres chemins de fer au Canada
-	-	-	-	171	" "	Remises au réseau des Etats-Unis
					354. Cordage, ficelle et corde:	
1	-	-	-	25	wagon	Nombre de wagons chargés
62	-	-	-	1 070	tonnes métriques	Chargées sur wagons au Canada
-	112	-	-	365	" "	En provenance d'autres chemins de fer au Canada
-	-	-	-	-	" "	En provenance des Etats-Unis:
-	-	-	142	4 130	" "	A destination du Canada
-	-	-	-	575	" "	A destination des Etats-Unis
62	112	-	142	8 140	" "	Total du trafic marchandises transportées(1)
-	112	-	142	5 184	" "	Dechargées du wagon au Canada
62	-	-	-	318	" "	Remises aux autres chemins de fer au Canada
-	-	-	-	637	" "	Remises au réseau des Etats-Unis
					356. Tissus larges de coton:	
-	-	-	-	4	wagon	Nombre de wagons chargés
-	-	-	-	37	tonnes métriques	Chargées sur wagons au Canada
-	-	-	-	13	" "	En provenance d'autres chemins de fer au Canada
-	-	-	-	-	" "	En provenance des Etats-Unis:
-	-	-	-	114	" "	A destination du Canada
-	-	-	-	-	" "	A destination des Etats-Unis
-	-	-	-	164	" "	Total du trafic marchandises transportées(1)
-	-	-	-	152	" "	Dechargées du wagon au Canada
-	-	-	-	12	" "	Remises aux autres chemins de fer au Canada
-	-	-	-	-	" "	Remises au réseau des Etats-Unis
					358. Tissus larges de jute:	
-	-	-	-	16	wagon	Nombre de wagons chargés
-	-	-	-	659	tonnes métriques	Chargées sur wagons au Canada
-	-	-	29	29	" "	En provenance d'autres chemins de fer au Canada
-	-	-	-	-	" "	En provenance des Etats-Unis:
-	-	-	-	457	" "	A destination du Canada
-	-	-	-	-	" "	A destination des Etats-Unis
-	-	-	29	1 145	" "	Total du trafic marchandises transportées(1)
-	-	-	29	525	" "	Dechargées du wagon au Canada
-	-	-	-	29	" "	Remises aux autres chemins de fer au Canada
-	-	-	-	591	" "	Remises au réseau des Etats-Unis

Voir note(s) à la fin du tableau.

TABLE 2. Revenue Freight Carried by Railways Within Canada, 1982

No.	Commodity	Class I - Classe I		Class II - Classe II			
		Canadian National Canadien National	Canadian Pacific Canadien Pacifique	Algoma Central	British Columbia Railway	Canada Southern (Consolidated Rail)	Chesapeake and Ohio
Fabricated materials, inedible (C.L.):							
360. Textile fabricated materials, n.e.s.:							
1	Number of railway cars loaded	carloads	50	47	-	-	-
2	Loaded onto railway cars in Canada	metric tonnes	835	1 844	-	-	-
3	Received from other railways in Canada	" "	-	28	-	-	-
Received from United States rail:							
4	Destined to Canadian points	" "	331	-	-	38	-
5	Destined to United States points	" "	176	266	-	-	11
6	Total freight traffic carried(1)	" "	1 342	2 138	-	38	11
7	Unloaded from railway cars in Canada	" "	391	1 772	-	38	-
8	Delivered to other railways in Canada	" "	5	-	-	-	-
9	Delivered to United States rail connections	" "	945	367	-	-	11
362. Animal oils and fats (excluding marine):							
10	Number of railway cars loaded	carloads	422	899	-	-	-
11	Loaded onto railway cars in Canada	metric tonnes	19 277	63 730	-	-	-
12	Received from other railways in Canada	" "	93	95	-	-	-
Received from United States rail:							
13	Destined to Canadian points	" "	4 735	691	-	-	-
14	Destined to United States points	" "	-	-	-	-	34
15	Total freight traffic carried(1)	" "	24 105	64 516	-	204	34
16	Unloaded from railway cars in Canada	" "	19 656	64 153	-	-	-
17	Delivered to other railways in Canada	" "	3 992	-	-	-	-
18	Delivered to United States rail connections	" "	457	363	-	204	34
364. Fish and marine animal oils:							
19	Number of railway cars loaded	carloads	11	8	-	-	-
20	Loaded onto railway cars in Canada	metric tonnes	314	233	-	-	-
21	Received from other railways in Canada	" "	28	54	-	-	-
Received from United States rail:							
22	Destined to Canadian points	" "	-	-	-	-	-
23	Destined to United States points	" "	-	-	-	-	-
24	Total freight traffic carried(1)	" "	342	287	-	-	-
25	Unloaded from railway cars in Canada	" "	36	54	-	-	-
26	Delivered to other railways in Canada	" "	68	169	-	-	-
27	Delivered to United States rail connections	" "	238	64	-	-	-
366. Cottonseed oil and linseed oil:							
28	Number of railway cars loaded	carloads	7	16	-	1	-
29	Loaded onto railway cars in Canada	metric tonnes	420	1 071	-	64	-
30	Received from other railways in Canada	" "	209	-	-	31	-
Received from United States rail:							
31	Destined to Canadian points	" "	-	-	-	-	-
32	Destined to United States points	" "	2 843	1 387	-	-	54
33	Total freight traffic carried(1)	" "	3 472	2 621	-	95	54
34	Unloaded from railway cars in Canada	" "	3 404	2 250	-	94	-
35	Delivered to other railways in Canada	" "	-	209	-	-	-
36	Delivered to United States rail connections	" "	68	163	-	-	54
368. Soyabean oil:							
37	Number of railway cars loaded	carloads	223	213	-	56	-
38	Loaded onto railway cars in Canada	metric tonnes	14 405	14 215	-	4 580	-
39	Received from other railways in Canada	" "	-	-	-	35	-
Received from United States rail:							
40	Destined to Canadian points	" "	302	3 409	-	-	-
41	Destined to United States points	" "	249	1 659	-	-	269
42	Total freight traffic carried(1)	" "	14 956	19 283	-	4 615	269
43	Unloaded from railway cars in Canada	" "	14 662	17 624	-	4 616	-
44	Delivered to other railways in Canada	" "	-	-	-	-	-
45	Delivered to United States rail connections	" "	295	1 659	-	-	269
370. Vegetable oils, and fats, n.e.s.:							
46	Number of railway cars loaded	carloads	2,241	2 600	-	3	-
47	Loaded onto railway cars in Canada	metric tonnes	148 795	167 256	-	191	-
48	Received from other railways in Canada	" "	17 714	6 902	-	-	-
Received from United States rail:							
49	Destined to Canadian points	" "	9 040	4 544	-	-	5 066
50	Destined to United States points	" "	-	2 684	-	-	-
51	Total freight traffic carried(1)	" "	175 549	181 386	-	191	5 093
52	Unloaded from railway cars in Canada	" "	163 313	154 850	-	191	-
53	Delivered to other railways in Canada	" "	10 211	21 574	-	-	5 066
54	Delivered to United States rail connections	" "	2 024	4 962	-	-	27

See footnote(s) at end of table.

TABLEAU 2. Marchandises payantes transportées par chemin de fer au Canada, 1982

Class II - Classe II				Grand total all Railways Total général tous chemins de fer	Type de marchandise	No	
Toronto, Hamilton and Buffalo	Ontario Northland	Quebec North Shore and Labrador	All other Tous autres				
					Demi-produits, non comestibles (charge complète):		
					360. Demi-produits en matières textiles, n.d.a.:		
-	-	-	2	99	wagon	Nombre de wagons chargés	1
-	-	-	23	2 702	tonnes métriques	Chargées sur wagons au Canada	2
-	-	-	12	40	" "	En provenance d'autres chemins de fer au Canada	3
-	-	-	189	558	" "	En provenance des Etats-Unis:	
-	-	-	-	453	" "	A destination du Canada	4
-	-	-	-	-	" "	A destination des Etats-Unis	5
-	-	-	224	3 753	" "	Total du trafic marchandises transportées(1)	6
-	-	-	189	2 390	" "	Déchargées du wagon au Canada	7
-	-	-	23	28	" "	Remises aux autres chemins de fer au Canada	8
-	-	-	12	1 335	" "	Remises au réseau des Etats-Unis	9
					362. Huiles et corps gras d'origine animale (sauf marins):		
-	-	-	4	1,325	wagon	Nombre de wagons chargés	10
-	-	-	104	83 111	tonnes métriques	Chargées sur wagons au Canada	11
-	-	-	4 542	4 934	" "	En provenance d'autres chemins de fer au Canada	12
-	-	-	-	-	" "	En provenance des Etats-Unis:	
-	-	-	207	5 633	" "	A destination du Canada	13
-	-	-	-	34	" "	A destination des Etats-Unis	14
-	-	-	4 853	93 712	" "	Total du trafic marchandises transportées(1)	15
-	-	-	4 680	88 489	" "	Déchargées du wagon au Canada	16
-	-	-	173	4 165	" "	Remises aux autres chemins de fer au Canada	17
-	-	-	-	1 058	" "	Remises au réseau des Etats-Unis	18
					364. Huiles de poissons et d'animaux marins:		
-	-	-	-	19	wagon	Nombre de wagons chargés	19
-	-	-	-	547	tonnes métriques	Chargées sur wagons au Canada	20
-	-	-	287	369	" "	En provenance d'autres chemins de fer au Canada	21
-	-	-	-	-	" "	En provenance des Etats-Unis:	
-	-	-	-	-	" "	A destination du Canada	22
-	-	-	-	-	" "	A destination des Etats-Unis	23
-	-	-	287	916	" "	Total du trafic marchandises transportées(1)	24
-	-	-	-	90	" "	Déchargées du wagon au Canada	25
-	-	-	64	301	" "	Remises aux autres chemins de fer au Canada	26
-	-	-	223	525	" "	Remises au réseau des Etats-Unis	27
					366. Huile de coton et huile de lin:		
-	-	-	-	24	wagon	Nombre de wagons chargés	28
-	-	-	-	1 555	tonnes métriques	Chargées sur wagons au Canada	29
-	-	-	153	393	" "	En provenance d'autres chemins de fer au Canada	30
-	-	-	-	-	" "	En provenance des Etats-Unis:	
-	-	-	-	4 230	" "	A destination du Canada	31
-	-	-	-	217	" "	A destination des Etats-Unis	32
-	-	-	153	6 395	" "	Total du trafic marchandises transportées(1)	33
-	-	-	-	5 748	" "	Déchargées du wagon au Canada	34
-	-	-	153	362	" "	Remises aux autres chemins de fer au Canada	35
-	-	-	-	285	" "	Remises au réseau des Etats-Unis	36
					368. Huile de soja:		
-	-	-	-	492	wagon	Nombre de wagons chargés	37
-	-	-	-	33 200	tonnes métriques	Chargées sur wagons au Canada	38
-	-	-	346	381	" "	En provenance d'autres chemins de fer au Canada	39
-	-	-	-	-	" "	En provenance des Etats-Unis:	
-	-	-	503	4 214	" "	A destination du Canada	40
-	-	-	-	2 177	" "	A destination des Etats-Unis	41
-	-	-	849	39 972	" "	Total du trafic marchandises transportées(1)	42
-	-	-	688	37 590	" "	Déchargées du wagon au Canada	43
-	-	-	161	161	" "	Remises aux autres chemins de fer au Canada	44
-	-	-	-	2 223	" "	Remises au réseau des Etats-Unis	45
					370. Huiles et corps gras d'origine végétale, n.d.a.:		
-	-	-	-	4,844	wagon	Nombre de wagons chargés	46
-	-	-	-	316 242	tonnes métriques	Chargées sur wagons au Canada	47
096	-	-	3 382	33 121	" "	En provenance d'autres chemins de fer au Canada	48
-	-	-	-	-	" "	En provenance des Etats-Unis:	
-	-	-	470	19 120	" "	A destination du Canada	49
-	-	-	-	2 684	" "	A destination des Etats-Unis	50
5 096	-	-	3 852	371 167	" "	Total du trafic marchandises transportées(1)	51
924	-	-	3 464	326 742	" "	Déchargées du wagon au Canada	52
171	-	-	388	37 410	" "	Remises aux autres chemins de fer au Canada	53
-	-	-	-	7 013	" "	Remises au réseau des Etats-Unis	54

Voir note(s) à la fin du tableau.

TABLE 2. Revenue Freight Carried by Railways Within Canada, 1982

Commodity		Class I - Classe I		Class II - Classe II			
		Canadian National Canadien National	Canadian Pacific Canadien Pacifique	Algoma Central	British Columbia Railway	Canada Southern (Consolidated Rail)	Chesapeake and Ohio
Fabricated materials, inedible (C.L.):							
372. Chemically modified oils, fats and waxes and their derivatives:							
1	Number of railway cars loaded	carloads 88	60	-	1	-	-
2	Loaded onto railway cars in Canada	metric tonnes 3 311	3 078	-	70	-	-
3	Received from other railways in Canada	" "	28	-	-	88	-
Received from United States rail:							
4	Destined to Canadian points	" "	1 825	-	-	27	-
5	Destined to United States points	" "	543	-	-	-	18
6	Total freight traffic carried(1)	" "	5 679	4 095	70	115	18
7	Unloaded from railway cars in Canada	" "	4 614	3 365	70	-	-
8	Delivered to other railways in Canada	" "	236	113	-	27	-
9	Delivered to United States rail connections	" "	830	617	-	88	18
374. Turpentine, rosin and rosin oils, spirits and acids:							
10	Number of railway cars loaded	carloads 97	52	-	-	-	-
11	Loaded onto railway cars in Canada	metric tonnes 3 895	2 129	-	-	-	-
12	Received from other railways in Canada	" "	386	-	41	118	-
Received from United States rail:							
13	Destined to Canadian points	" "	1 696	2 379	-	176	1 429
14	Destined to United States points	" "	-	1 451	-	-	-
15	Total freight traffic carried(1)	" "	5 591	6 345	41	294	1 429
16	Unloaded from railway cars in Canada	" "	4 660	4 841	41	37	1 429
17	Delivered to other railways in Canada	" "	930	41	-	139	-
18	Delivered to United States rail connections	" "	-	1 463	-	118	-
376. Gum, wood and vegetable extracts:							
19	Number of railway cars loaded	carloads 814	414	-	-	-	-
20	Loaded onto railway cars in Canada	metric tonnes 45 923	25 926	-	-	-	-
21	Received from other railways in Canada	" "	3 394	-	-	120	-
Received from United States rail:							
22	Destined to Canadian points	" "	4 765	1 365	-	59	-
23	Destined to United States points	" "	39	195	-	-	37
24	Total freight traffic carried(1)	" "	54 121	28 535	-	179	37
25	Unloaded from railway cars in Canada	" "	29 475	15 606	-	59	-
26	Delivered to other railways in Canada	" "	500	938	-	-	-
27	Delivered to United States rail connections	" "	24 145	1 191	-	120	37
378. Carbon blacks:							
28	Number of railway cars loaded	carloads 1,146	237	-	71	12	64
29	Loaded onto railway cars in Canada	metric tonnes 47 961	9 491	-	4 485	248	1 957
30	Received from other railways in Canada	" "	-	2 036	-	849	12
Received from United States rail:							
31	Destined to Canadian points	" "	6 500	-	-	-	-
32	Destined to United States points	" "	249	69	-	-	294
33	Total freight traffic carried(1)	" "	54 710	11 596	4 485	1 097	2 263
34	Unloaded from railway cars in Canada	" "	52 965	4 674	4 485	-	-
35	Delivered to other railways in Canada	" "	-	1 199	-	-	1 969
36	Delivered to United States rail connections	" "	1 745	5 723	-	1 097	294
380. Chemical elements:							
37	Number of railway cars loaded	carloads 4,606	265	-	-	-	1,276
38	Loaded onto railway cars in Canada	metric tonnes 317 369	17 290	-	-	-	101 519
39	Received from other railways in Canada	" "	91	71 812	122	-	-
Received from United States rail:							
40	Destined to Canadian points	" "	2 079	9 802	-	1 370	762
41	Destined to United States points	" "	161	-	-	-	3 020
42	Total freight traffic carried(1)	" "	319 700	98 904	122	1 370	105 301
43	Unloaded from railway cars in Canada	" "	182 714	89 662	-	-	1 211
44	Delivered to other railways in Canada	" "	22 549	2 014	122	1 370	30 748
45	Delivered to United States rail connections	" "	114 437	7 228	-	-	73 342
382. Sulphuric acid:							
46	Number of railway cars loaded	carloads 3,541	3,678	-	229	44	-
47	Loaded onto railway cars in Canada	metric tonnes 268 995	325 541	-	15 594	3 933	-
48	Received from other railways in Canada	" "	120 267	185 598	-	130 039	77 747
Received from United States rail:							
49	Destined to Canadian points	" "	6 579	103	-	26 597	-
50	Destined to United States points	" "	-	-	-	-	-
51	Total freight traffic carried(1)	" "	395 841	511 242	16 791	160 569	72 747
52	Unloaded from railway cars in Canada	" "	295 298	189 424	16 791	95 290	72 747
53	Delivered to other railways in Canada	" "	87 593	173 630	-	702	-
54	Delivered to United States rail connections	" "	12 950	148 190	-	64 576	-

See footnote(s) at end of table.

TABLEAU 2. Marchandises payantes transportées par chemin de fer au Canada, 1982

Class II - Classe II				Grand total all Railways	Type de marchandise	No
Toronto, Hamilton and Buffalo	Ontario Northland	Quebec North Shore and Labrador	All other Tous autres	Total général tous chemins de fer		
					Demi-produits, non comestibles (charge complète):	
					372. Huiles, corps gras et cires modifiées chimiquement et leurs dérivés:	
-	-	39	1	189	wagon	Nombre de wagons chargés
-	-	274	27	6 760	tonnes métriques	Chargées sur wagons au Canada
27	-	-	383	526	" "	En provenance d'autres chemins de fer au Canada
-	-	-	-	-	" "	En provenance des Etats-Unis:
-	-	-	28	2 786	" "	A destination du Canada
-	-	-	184	828	" "	A destination des Etats-Unis
27	-	274	622	10 900	" "	Total du trafic marchandises transportées(1)
27	-	274	383	8 733	" "	Déchargées du wagon au Canada
-	-	-	28	404	" "	Remises aux autres chemins de fer au Canada
-	-	-	211	1 764	" "	Remises au réseau des Etats-Unis
					374. Térébenthine, colophane et huiles, essences et acides, de colophane:	
-	-	-	-	149	wagon	Nombre de wagons chargés
-	-	-	-	6 024	tonnes métriques	Chargées sur wagons au Canada
163	-	-	70	778	" "	En provenance d'autres chemins de fer au Canada
-	-	-	-	-	" "	En provenance des Etats-Unis:
-	-	-	621	6 301	" "	A destination du Canada
-	-	-	-	1 451	" "	A destination des Etats-Unis
163	-	-	691	14 554	" "	Total du trafic marchandises transportées(1)
73	-	-	343	11 424	" "	Déchargées du wagon au Canada
90	-	-	278	1 478	" "	Remises aux autres chemins de fer au Canada
-	-	-	70	1 651	" "	Remises au réseau des Etats-Unis
					376. Extraits de gomme, de bois et de végétaux:	
-	-	-	2	1 230	wagon	Nombre de wagons chargés
-	-	-	105	71 954	tonnes métriques	Chargées sur wagons au Canada
640	-	-	3 107	8 310	" "	En provenance d'autres chemins de fer au Canada
-	-	-	-	-	" "	En provenance des Etats-Unis:
-	-	-	4 518	10 707	" "	A destination du Canada
-	-	-	-	271	" "	A destination des Etats-Unis
640	-	-	7 730	91 242	" "	Total du trafic marchandises transportées(1)
640	-	-	443	46 223	" "	Déchargées du wagon au Canada
-	-	-	4 147	5 585	" "	Remises aux autres chemins de fer au Canada
-	-	-	3 139	39 432	" "	Remises au réseau des Etats-Unis
					378. Noirs de carbone:	
-	-	-	-	1 531	wagon	Nombre de wagons chargés
1	-	-	-	64 192	tonnes métriques	Chargées sur wagons au Canada
50	-	-	-	3 795	" "	En provenance d'autres chemins de fer au Canada
848	-	-	50	-	" "	En provenance des Etats-Unis:
-	-	-	-	6 500	" "	A destination du Canada
-	-	-	107	719	" "	A destination des Etats-Unis
898	-	-	157	75 206	" "	Total du trafic marchandises transportées(1)
-	-	-	-	62 124	" "	Déchargées du wagon au Canada
898	-	-	50	4 116	" "	Remises aux autres chemins de fer au Canada
-	-	-	107	8 966	" "	Remises au réseau des Etats-Unis
					380. Eléments chimiques:	
-	1	-	346	6 494	wagon	Nombre de wagons chargés
-	9	-	21 288	457 475	tonnes métriques	Chargées sur wagons au Canada
10 638	1 596	-	4 169	88 428	" "	En provenance d'autres chemins de fer au Canada
-	-	-	-	-	" "	En provenance des Etats-Unis:
-	-	-	1 931	15 944	" "	A destination du Canada
-	-	-	10 570	13 751	" "	A destination des Etats-Unis
10 638	1 605	-	37 958	575 598	" "	Total du trafic marchandises transportées(1)
10 588	9	-	1 464	285 648	" "	Déchargées du wagon au Canada
50	1 596	-	17 400	75 849	" "	Remises aux autres chemins de fer au Canada
-	-	-	19 093	214 100	" "	Remises au réseau des Etats-Unis
					382. Acide sulfurique:	
-	3 342	-	106	10 940	wagon	Nombre de wagons chargés
-	290 520	-	9 752	914 335	tonnes métriques	Chargées sur wagons au Canada
117 474	87	-	1 082	628 491	" "	En provenance d'autres chemins de fer au Canada
-	-	-	-	-	" "	En provenance des Etats-Unis:
-	-	-	9 066	42 345	" "	A destination du Canada
-	-	-	524	524	" "	A destination des Etats-Unis
117 474	290 607	-	20 424	1 585 695	" "	Total du trafic marchandises transportées(1)
42 719	4 479	-	7 992	724 740	" "	Déchargées du wagon au Canada
74 755	286 129	-	5 223	628 032	" "	Remises aux autres chemins de fer au Canada
-	-	-	7 207	232 923	" "	Remises au réseau des Etats-Unis

Voir note(s) à la fin du tableau.

TABLE 2. Revenue Freight Carried by Railways Within Canada, 1982

Commodity		Class I - Classe I		Class II - Classe II				
		Canadian National Canadien National	Canadian Pacific Canadien Pacifique	Algoma Central	British Columbia Railway	Canada Southern (Consolidated Rail)	Chesapeake and Ohio	
Fabricated materials, inedible (C.L.):								
334. Inorganic acids and oxygen compounds of non-metals or metalloids, n.e.s.:								
1	Number of railway cars loaded	carloads	1,683	1,386	-	-	209	178
2	Loaded onto railway cars in Canada	metric tonnes	108 072	72 797	-	-	13 008	12 653
3	Received from other railways in Canada	" "	112	5 438	132	-	16 283	47
	Received from United States rail:							
4	Destined to Canadian points	" "	4 163	3 267	-	-	676	963
5	Destined to United States points	" "	-	46	-	-	-	9 241
6	Total freight traffic carried(1)	" "	112 347	81 548	132	-	29 967	22 904
7	Unloaded from railway cars in Canada	" "	44 413	50 127	-	-	1 190	1 158
8	Delivered to other railways in Canada	" "	2 488	12 580	132	-	676	813
9	Delivered to United States rail connections	" "	65 446	18 840	-	-	28 101	20 931
386. Sodium hydroxide:								
10	Number of railway cars loaded	carloads	-	-	-	-	-	-
11	Loaded onto railway cars in Canada	metric tonnes	-	-	-	-	-	-
12	Received from other railways in Canada	" "	-	-	-	-	-	-
	Received from United States rail:							
13	Destined to Canadian points	" "	-	-	-	-	-	-
14	Destined to United States points	" "	-	-	-	-	-	-
15	Total freight traffic carried(1)	" "	-	-	-	-	-	-
16	Unloaded from railway cars in Canada	" "	-	-	-	-	-	-
17	Delivered to other railways in Canada	" "	-	-	-	-	-	-
18	Delivered to United States rail connections	" "	-	-	-	-	-	-
388. Inorganic bases and metallic oxides, hydroxides, and peroxides, n.e.s.:								
19	Number of railway cars loaded	carloads	11,025	6,979	5	-	-	2,537
20	Loaded onto railway cars in Canada	metric tonnes	817 249	496 563	116	-	-	196 106
21	Received from other railways in Canada	" "	22 269	162 206	333	-	423	288
	Received from United States rail:							
22	Destined to Canadian points	" "	10 702	10 220	-	-	922	10 708
23	Destined to United States points	" "	516	2 705	-	-	-	9 867
24	Total freight traffic carried(1)	" "	850 736	671 694	449	-	1 345	216 979
25	Unloaded from railway cars in Canada	" "	616 933	242 133	-	-	449	34 183
26	Delivered to other railways in Canada	" "	86 537	34 510	449	-	895	71 180
27	Delivered to United States rail connections	" "	147 266	395 051	-	-	-	111 616
390. Sodium sulphate:								
28	Number of railway cars loaded	carloads	1,402	5,369	-	913	-	-
29	Loaded onto railway cars in Canada	metric tonnes	99 764	453 288	-	78 989	-	-
30	Received from other railways in Canada	" "	30 447	12 041	2 823	14 386	19 519	-
	Received from United States rail:							
31	Destined to Canadian points	" "	59	93	-	-	-	-
32	Destined to United States points	" "	-	-	-	-	-	-
33	Total freight traffic carried(1)	" "	130 270	465 422	2 823	93 375	19 519	-
34	Unloaded from railway cars in Canada	" "	82 019	128 485	-	85 919	-	-
35	Delivered to other railways in Canada	" "	8 943	69 344	2 823	7 455	-	-
36	Delivered to United States rail connections	" "	39 308	267 592	-	-	19 519	-
392. Sodium carbonate:								
37	Number of railway cars loaded	carloads	1,236	1,765	-	-	-	5
38	Loaded onto railway cars in Canada	metric tonnes	93 371	127 977	-	-	-	364
39	Received from other railways in Canada	" "	2 790	3 444	-	-	109	-
	Received from United States rail:							
40	Destined to Canadian points	" "	64 330	32 885	-	1 490	-	91
41	Destined to United States points	" "	-	-	-	-	-	57
42	Total freight traffic carried(1)	" "	160 491	164 306	-	1 490	109	512
43	Unloaded from railway cars in Canada	" "	157 616	135 817	-	1 490	-	348
44	Delivered to other railways in Canada	" "	2 834	28 488	-	-	-	106
45	Delivered to United States rail connections	" "	41	-	-	-	109	57
394. Metallic salts and peroxy-salts of inorganic acids, n.e.s.:								
46	Number of railway cars loaded	carloads	1,684	1,712	-	-	25	43
47	Loaded onto railway cars in Canada	metric tonnes	111 215	133 909	-	-	1 132	3 615
48	Received from other railways in Canada	" "	41 716	63 511	-	-	3 628	-
	Received from United States rail:							
49	Destined to Canadian points	" "	43 686	33 214	-	-	3 885	6 793
50	Destined to United States points	" "	1 440	1 268	-	-	-	37 579
51	Total freight traffic carried(1)	" "	198 057	231 902	-	-	8 645	47 947
52	Unloaded from railway cars in Canada	" "	167 884	158 890	-	-	369	6 338
53	Delivered to other railways in Canada	" "	13 976	40 199	-	-	4 579	415
54	Delivered to United States rail connections	" "	16 198	32 813	-	-	3 697	41 194

See footnote(s) at end of table.

TABLEAU 2. Marchandises payantes transportées par chemin de fer au Canada, 1982

Class II - Classe II				Grand total all Railways Total général tous chemins de fer	Type de marchandise	No
Toronto, Hamilton and Buffalo	Ontario Northland	Quebec North Shore and Labrador	All other Tous autres			
					Demi-produits, non comestibles (charge complète):	
					384. Acides inorganiques et composés d'oxygène de produits non métalliques ou de métalloïdes, n.d.a.:	
5	-	-	72	3,533	wagon	Nombre de wagons chargés
379	-	-	4 031	210 940	tonnes métriques	Chargées sur wagons au Canada
3 560	3 493	-	5 367	34 432	" "	En provenance d'autres chemins de fer au Canada
-	-	-	2 542	11 611	" "	En provenance des Etats-Unis:
-	-	-	-	9 287	" "	A destination du Canada
-	-	-	-	-	" "	A destination des Etats-Unis
3 939	3 493	-	11 940	266 270	" "	Total du trafic marchandises transportées(1)
630	2 504	-	23	100 045	" "	Déchargées du wagon au Canada
3 309	989	-	4 159	25 146	" "	Remises aux autres chemins de fer au Canada
-	-	-	7 757	141 075	" "	Remises au réseau des Etats-Unis
					385. Hydroxyde de sodium:	
-	1	-	-	1	wagon	Nombre de wagons chargés
-	57	-	-	57	tonnes métriques	Chargées sur wagons au Canada
-	24 890	-	343	25 233	" "	En provenance d'autres chemins de fer au Canada
-	-	-	-	-	" "	En provenance des Etats-Unis:
-	-	-	-	-	" "	A destination du Canada
-	-	-	-	-	" "	A destination des Etats-Unis
-	24 947	-	343	25 290	" "	Total du trafic marchandises transportées(1)
-	17 123	-	343	17 466	" "	Déchargées du wagon au Canada
-	7 824	-	-	7 824	" "	Remises aux autres chemins de fer au Canada
-	-	-	-	-	" "	Remises au réseau des Etats-Unis
					388. Bases inorganiques et oxydes, hydroxydes et peroxydes métalliques, n.d.a.:	
-	-	-	262	20,808	wagon	Nombre de wagons chargés
-	-	-	22 442	1 532 476	tonnes métriques	Chargées sur wagons au Canada
2 087	1 024	-	10 506	199 146	" "	En provenance d'autres chemins de fer au Canada
-	-	-	-	-	" "	En provenance des Etats-Unis:
-	-	-	320	32 872	" "	A destination du Canada
-	-	-	32 928	46 016	" "	A destination des Etats-Unis
2 087	1 024	-	66 196	1 810 510	" "	Total du trafic marchandises transportées(1)
119	588	-	447	895 852	" "	Déchargées du wagon au Canada
969	436	-	18 133	213 109	" "	Remises aux autres chemins de fer au Canada
-	-	-	47 617	701 550	" "	Remises au réseau des Etats-Unis
					390. Sulfate de sodium:	
-	-	-	-	7 684	wagon	Nombre de wagons chargés
-	-	-	-	632 041	tonnes métriques	Chargées sur wagons au Canada
19 083	711	-	1 206	100 216	" "	En provenance d'autres chemins de fer au Canada
-	-	-	-	-	" "	En provenance des Etats-Unis:
-	-	-	-	152	" "	A destination du Canada
-	-	-	4 950	4 950	" "	A destination des Etats-Unis
19 083	711	-	6 156	737 359	" "	Total du trafic marchandises transportées(1)
-	-	-	110	296 533	" "	Déchargées du wagon au Canada
19 083	711	-	-	108 359	" "	Remises aux autres chemins de fer au Canada
-	-	-	6 046	332 465	" "	Remises au réseau des Etats-Unis
					392. Carbonate de sodium:	
3	-	-	1,745	4,754	wagon	Nombre de wagons chargés
201	-	-	127 140	349 053	tonnes métriques	Chargées sur wagons au Canada
25 236	4 558	-	25 165	61 302	" "	En provenance d'autres chemins de fer au Canada
-	-	-	-	-	" "	En provenance des Etats-Unis:
-	-	-	24 221	123 017	" "	A destination du Canada
-	-	-	-	57	" "	A destination des Etats-Unis
25 437	4 558	-	176 526	533 429	" "	Total du trafic marchandises transportées(1)
25 236	2 352	-	162 251	485 110	" "	Déchargées du wagon au Canada
201	2 205	-	14 275	48 109	" "	Remises aux autres chemins de fer au Canada
-	-	-	-	207	" "	Remises au réseau des Etats-Unis
					394. Sels et persels métalliques d'acides inorganiques, n.d.a.:	
672	42	-	411	4,589	wagon	Nombre de wagons chargés
44 416	2 377	-	34 575	331 239	tonnes métriques	Chargées sur wagons au Canada
4 928	4 285	-	23 380	141 448	" "	En provenance d'autres chemins de fer au Canada
-	-	-	-	-	" "	En provenance des Etats-Unis:
-	-	-	15 116	102 654	" "	A destination du Canada
-	-	-	3 334	43 621	" "	A destination des Etats-Unis
49 344	6 662	-	76 405	618 962	" "	Total du trafic marchandises transportées(1)
5 705	2 140	-	13 210	354 536	" "	Déchargées du wagon au Canada
43 638	4 521	-	26 665	133 993	" "	Remises aux autres chemins de fer au Canada
-	-	-	36 531	130 433	" "	Remises au réseau des Etats-Unis

Voir note(s) à la fin du tableau.

TABLE 2. Revenue Freight Carried by Railways Within Canada, 1982

No	Commodity		Class I - Classe I		Class II - Classe II			
			Canadian National	Canadian Pacific	Algoma Central	British Columbia Railway	Canada Southern (Consolidated Rail)	Chesapeake and Ohio
			Canadien National	Canadien Pacifique				
Fabricated materials, inedible (C.L.):								
396. Calcium carbide:								
1	Number of railway cars loaded	carloads	349	91	-	-	1	-
2	Loaded onto railway cars in Canada	metric tonnes	18 852	2 710	-	-	81	-
3	Received from other railways in Canada	" "	37	1 323	5 591	-	-	-
Received from United States rail:								
4	Destined to Canadian points	" "	815	35	-	-	-	-
5	Destined to United States points	" "	-	731	-	-	-	-
6	Total freight traffic carried(1)	" "	19 704	4 799	5 591	-	81	-
7	Unloaded from railway cars in Canada	" "	14 442	3 922	5 591	-	-	-
8	Delivered to other railways in Canada	" "	4 512	146	-	-	-	-
9	Delivered to United States rail connections	" "	749	731	-	-	81	-
398. Inorganic chemicals, other n.e.s.:								
10	Number of railway cars loaded	carloads	132	18	-	-	-	6
11	Loaded onto railway cars in Canada	metric tonnes	8 738	645	-	-	-	432
12	Received from other railways in Canada	" "	-	278	-	-	-	-
Received from United States rail:								
13	Destined to Canadian points	" "	3 559	3 355	-	-	-	-
14	Destined to United States points	" "	-	76	-	-	-	41
15	Total freight traffic carried(1)	" "	12 297	4 354	-	-	-	473
16	Unloaded from railway cars in Canada	" "	9 496	4 218	-	-	-	-
17	Delivered to other railways in Canada	" "	289	32	-	-	-	66
18	Delivered to United States rail connections	" "	2 533	103	-	-	-	406
400. Hydrocarbons and their derivatives:								
19	Number of railway cars loaded	carloads	4,297	6,435	-	-	-	1,569
20	Loaded onto railway cars in Canada	metric tonnes	307 469	441 267	-	-	-	114 795
21	Received from other railways in Canada	" "	144	87 275	-	-	-	6 423
Received from United States rail:								
22	Destined to Canadian points	" "	8 341	980	-	-	-	19 916
23	Destined to United States points	" "	233	-	-	-	-	4 619
24	Total freight traffic carried(1)	" "	316 187	529 522	-	-	-	145 753
25	Unloaded from railway cars in Canada	" "	245 717	119 203	-	-	-	26 984
26	Delivered to other railways in Canada	" "	10 776	100 711	-	-	-	81 065
27	Delivered to United States rail connections	" "	59 694	309 608	-	-	-	37 704
402. Alcohols and their derivatives:								
28	Number of railway cars loaded	carloads	1,083	8,620	-	-	-	633
29	Loaded onto railway cars in Canada	metric tonnes	66 869	741 563	-	-	-	39 055
30	Received from other railways in Canada	" "	9 151	35 572	-	75	502	4 775
Received from United States rail:								
31	Destined to Canadian points	" "	6 225	11 683	-	-	-	-
32	Destined to United States points	" "	-	63	-	-	-	-
33	Total freight traffic carried(1)	" "	82 245	788 881	-	75	502	43 830
34	Unloaded from railway cars in Canada	" "	45 611	664 261	-	75	-	4 775
35	Delivered to other railways in Canada	" "	1 556	24 675	-	-	-	35 505
36	Delivered to United States rail connections	" "	35 077	99 945	-	-	502	3 550
404. Phenols, ethers, aldehydes, ketones and their derivatives:								
37	Number of railway cars loaded	carloads	1,112	149	-	-	-	564
38	Loaded onto railway cars in Canada	metric tonnes	79 327	9 547	-	-	-	39 317
39	Received from other railways in Canada	" "	155	17 415	-	-	70	587
Received from United States rail:								
40	Destined to Canadian points	" "	11 685	19 762	-	-	90	1 706
41	Destined to United States points	" "	-	64	-	-	-	-
42	Total freight traffic carried(1)	" "	91 167	46 788	-	-	160	41 610
43	Unloaded from railway cars in Canada	" "	75 997	44 390	-	-	-	2 931
44	Delivered to other railways in Canada	" "	363	2 292	-	-	90	15 257
45	Delivered to United States rail connections	" "	14 807	106	-	-	70	23 422
406. Organic acids, their anhydrides, halides peroxides, paracids and derivatives:								
46	Number of railway cars loaded	carloads	602	399	-	1	-	-
47	Loaded onto railway cars in Canada	metric tonnes	41 625	30 502	-	44	-	-
48	Received from other railways in Canada	" "	70	350	-	125	-	-
Received from United States rail:								
49	Destined to Canadian points	" "	44 790	3 157	-	-	86	2 895
50	Destined to United States points	" "	-	-	-	-	-	-
51	Total freight traffic carried(1)	" "	86 485	34 009	-	169	86	2 895
52	Unloaded from railway cars in Canada	" "	83 962	18 363	-	169	21	2 895
53	Delivered to other railways in Canada	" "	51	374	-	-	65	-
54	Delivered to United States rail connections	" "	2 472	15 272	-	-	-	-

See footnote(s) at end of table

TABLEAU 2. Marchandises payantes transportées par chemin de fer au Canada, 1982

Class II - Classe II				Grand total all Railways Total général tous chemins de fer	Type de marchandise	No
Toronto, Hamilton and Buffalo	Ontario Northland	Quebec North Shore and Labrador	All other Tous autres			
					Demi-produits, non comestibles (charge complète):	
					396. Carburé de calcium:	
-	-	-	-	441	wagon	Nombre de wagons chargés
-	-	-	-	21 643	tonnes métriques	Chargées sur wagons au Canada
990	367	-	524	8 832	" "	En provenance d'autres chemins de fer au Canada
-	-	-	-	850	" "	En provenance des Etats-Unis:
-	-	-	-	731	" "	A destination du Canada
-	-	-	-	-	" "	A destination des Etats-Unis
990	367	-	524	32 056	" "	Total du trafic marchandises transportées(1)
-	367	-	-	24 322	" "	Déchargées du wagon au Canada
990	-	-	441	6 089	" "	Remises aux autres chemins de fer au Canada
-	-	-	83	1 644	" "	Remises au réseau des Etats-Unis
					398. Autres produits chimiques inorganiques, n.d.a.:	
-	-	-	-	156	wagon	Nombre de wagons chargés
-	-	-	-	9 815	tonnes métriques	Chargées sur wagons au Canada
-	121	-	472	871	" "	En provenance d'autres chemins de fer au Canada
-	-	-	-	-	" "	En provenance des Etats-Unis:
-	-	-	1 934	8 848	" "	A destination du Canada
-	-	-	-	117	" "	A destination des Etats-Unis
-	121	-	2 406	19 651	" "	Total du trafic marchandises transportées(1)
-	121	-	1 440	15 275	" "	Déchargées du wagon au Canada
-	-	-	622	989	" "	Remises aux autres chemins de fer au Canada
-	-	-	344	3 386	" "	Remises au réseau des Etats-Unis
					400. Hydrocarbures et leurs dérivés:	
-	-	-	-	12 301	wagon	Nombre de wagons chargés
-	-	-	-	863 531	tonnes métriques	Chargées sur wagons au Canada
-	-	-	14 305	108 147	" "	En provenance d'autres chemins de fer au Canada
-	-	-	-	-	" "	En provenance des Etats-Unis:
-	-	-	473	29 710	" "	A destination du Canada
-	-	-	-	4 852	" "	A destination des Etats-Unis
-	-	-	14 778	1 006 240	" "	Total du trafic marchandises transportées(1)
-	-	-	943	392 847	" "	Déchargées du wagon au Canada
-	-	-	475	193 027	" "	Remises aux autres chemins de fer au Canada
-	-	-	13 359	420 365	" "	Remises au réseau des Etats-Unis
					402. Alcools et leurs dérivés:	
-	-	-	35	10,371	wagon	Nombre de wagons chargés
-	-	-	1 718	849 205	tonnes métriques	Chargées sur wagons au Canada
-	-	-	15 932	66 007	" "	En provenance d'autres chemins de fer au Canada
-	-	-	-	-	" "	En provenance des Etats-Unis:
-	-	-	309	18 217	" "	A destination du Canada
-	-	-	199	262	" "	A destination des Etats-Unis
-	-	-	18 158	933 691	" "	Total du trafic marchandises transportées(1)
-	-	-	1 226	715 948	" "	Déchargées du wagon au Canada
-	-	-	2 029	63 765	" "	Remises aux autres chemins de fer au Canada
-	-	-	14 903	153 977	" "	Remises au réseau des Etats-Unis
					404. Phénols, éthers, aldéhydes, cétones et leurs dérivés:	
-	-	-	1	1,826	wagon	Nombre de wagons chargés
-	-	-	20	128 211	tonnes métriques	Chargées sur wagons au Canada
735	-	-	5 175	24 137	" "	En provenance d'autres chemins de fer au Canada
-	-	-	-	-	" "	En provenance des Etats-Unis:
-	-	-	739	33 982	" "	A destination du Canada
-	-	-	-	64	" "	A destination des Etats-Unis
735	-	-	5 934	186 394	" "	Total du trafic marchandises transportées(1)
-	-	-	3 712	127 030	" "	Déchargées du wagon au Canada
735	-	-	2 016	20 753	" "	Remises aux autres chemins de fer au Canada
-	-	-	207	38 612	" "	Remises au réseau des Etats-Unis
					406. Acides organiques et leurs anhydrides, halides, peroxydes, peracides et leurs dérivés:	
-	-	-	5	1,007	wagon	Nombre de wagons chargés
-	-	-	304	72 475	tonnes métriques	Chargées sur wagons au Canada
248	-	-	873	1 666	" "	En provenance d'autres chemins de fer au Canada
-	-	-	-	-	" "	En provenance des Etats-Unis:
-	-	-	504	51 432	" "	A destination du Canada
-	-	-	-	-	" "	A destination des Etats-Unis
248	-	-	1 681	125 573	" "	Total du trafic marchandises transportées(1)
-	-	-	590	106 000	" "	Déchargées du wagon au Canada
248	-	-	597	1 335	" "	Remises aux autres chemins de fer au Canada
-	-	-	494	18 238	" "	Remises au réseau des Etats-Unis

Voir note(s) à la fin du tableau.

TABLE 2. Revenue Freight Carried by Railways Within Canada, 1982

No.	Commodity		Class I - Classe I		Class II - Classe II			
			Canadian National Canadien National	Canadian Pacific Canadien Pacifique	Algoma Central	British Columbia Railway	Canada Southern (Consolidated Rail)	Chesapeake and Ohio
Fabricated materials, inedible (C.L.):								
408. Nitrogen function compounds:								
1	Number of railway cars loaded	carloads	409	28	-	-	-	25
2	Loaded onto railway cars in Canada	metric tonnes	26 424	1 939	-	-	-	1 286
3	Received from other railways in Canada	" "	86	1 406	-	-	-	-
4	Received from United States rail:							
5	Destined to Canadian points	" "	5 720	5 176	-	-	1 906	6 721
6	Destined to United States points	" "	-	-	-	-	-	121
6	Total freight traffic carried(1)	" "	32 230	8 521	-	-	1 906	8 128
7	Unloaded from railway cars in Canada	" "	32 093	8 372	-	-	-	6 479
8	Delivered to other railways in Canada	" "	82	94	-	-	1 906	1 299
9	Delivered to United States rail connections	" "	54	54	-	-	-	350
410. Organic chemicals, n.e.s.:								
10	Number of railway cars loaded	carloads	1,055	3	-	-	8	2
11	Loaded onto railway cars in Canada	metric tonnes	60 797	99	-	-	151	172
12	Received from other railways in Canada	" "	-	3 657	-	-	-	-
13	Received from United States rail:							
14	Destined to Canadian points	" "	13 049	1 466	-	-	11 844	696
15	Destined to United States points	" "	-	-	-	-	-	1 374
15	Total freight traffic carried(1)	" "	73 846	5 222	-	-	11 995	2 242
16	Unloaded from railway cars in Canada	" "	73 805	5 222	-	-	4 603	696
17	Delivered to other railways in Canada	" "	41	-	-	-	7 241	-
18	Delivered to United States rail connections	" "	-	-	-	-	151	1 547
412. Explosives, fuses and caps:								
19	Number of railway cars loaded	carloads	452	192	-	-	-	-
20	Loaded onto railway cars in Canada	metric tonnes	15 873	7 179	-	-	-	-
21	Received from other railways in Canada	" "	4 762	3 625	-	-	16	-
22	Received from United States rail:							
23	Destined to Canadian points	" "	3 016	39	-	-	-	-
24	Destined to United States points	" "	-	-	-	-	-	-
24	Total freight traffic carried(1)	" "	23 651	10 843	-	-	16	-
25	Unloaded from railway cars in Canada	" "	18 743	6 016	-	-	-	-
26	Delivered to other railways in Canada	" "	4 748	4 826	-	-	-	-
27	Delivered to United States rail connections	" "	160	-	-	-	16	-
414. Ammonium phosphates:								
28	Number of railway cars loaded	carloads	2,185	1,617	-	-	-	11
29	Loaded onto railway cars in Canada	metric tonnes	168 075	134 567	-	-	-	950
30	Received from other railways in Canada	" "	11 641	5 522	-	-	-	-
31	Received from United States rail:							
32	Destined to Canadian points	" "	7 389	1 257	-	-	-	-
33	Destined to United States points	" "	-	46	-	-	-	-
33	Total freight traffic carried(1)	" "	187 105	141 392	-	-	-	950
34	Unloaded from railway cars in Canada	" "	98 353	71 159	-	-	-	-
35	Delivered to other railways in Canada	" "	57 116	11 471	-	-	-	718
36	Delivered to United States rail connections	" "	31 635	58 763	-	-	-	232
416. Muriate of potassium (potash):								
37	Number of railway cars loaded	carloads	44 721	40 852	-	-	-	-
38	Loaded onto railway cars in Canada	metric tonnes	4 003 969	3 664 402	-	-	-	-
39	Received from other railways in Canada	" "	16 723	1 265	-	20 032	91 033	1 796
40	Received from United States rail:							
41	Destined to Canadian points	" "	83	1 633	-	-	45	-
42	Destined to United States points	" "	180	362	-	-	-	581
42	Total freight traffic carried(1)	" "	4 020 955	3 667 662	-	20 032	91 078	2 377
43	Unloaded from railway cars in Canada	" "	2 529 378	1 975 149	-	-	7 921	1 796
44	Delivered to other railways in Canada	" "	10 063	115 451	-	-	45	-
45	Delivered to United States rail connections	" "	1 481 513	1 577 062	-	20 032	83 113	581
418. Fertilizers and fertilizer materials, n.e.s.:								
46	Number of railway cars loaded	carloads	5,719	10,202	-	-	-	265
47	Loaded onto railway cars in Canada	metric tonnes	419 680	896 812	-	-	-	21 846
48	Received from other railways in Canada	" "	44 140	207 841	-	630	6 207	16
49	Received from United States rail:							
50	Destined to Canadian points	" "	39 407	65 886	-	-	8 073	14 932
51	Destined to United States points	" "	1 867	10 601	-	-	-	5 028
51	Total freight traffic carried(1)	" "	504 894	1 181 140	-	630	14 280	41 822
52	Unloaded from railway cars in Canada	" "	252 372	298 768	-	630	7 798	15 022
53	Delivered to other railways in Canada	" "	145 599	63 099	-	-	275	6 837
54	Delivered to United States rail connections	" "	106 924	819 274	-	-	6 207	19 963

See footnote(s) at end of table.

TABLEAU 2. Marchandises payantes transportées par chemin de fer au Canada, 1982

Class II - Classe II				Grand total all Railways	Type de marchandise	No
Toronto, Hamilton and Buffalo	Ontario Northland	Quebec North Shore and Labrador	All other Tous autres	Total général tous chemins de fer		
					Demi-produits, non comestibles (charge complète):	
					408. Composes de fonction azote:	
			1	463	wagon	Nombre de wagons chargés
			20	29 669	tonnes métriques	Chargées sur wagons au Canada
609			210	2 311	" "	En provenance d'autres chemins de fer au Canada
					" "	En provenance des Etats-Unis:
			229	19 752	" "	A destination du Canada
				121	" "	A destination des Etats-Unis
609			459	51 853	" "	Total du trafic marchandises transportées(1)
			440	47 384	" "	Déchargées du wagon au Canada
609				3 990	" "	Remises aux autres chemins de fer au Canada
			20	478	" "	Remises au réseau des Etats-Unis
					" "	
					410. Produits chimiques organiques, n.d.a.:	
			14	1 082	wagon	Nombre de wagons chargés
			605	61 824	tonnes métriques	Chargées sur wagons au Canada
6 641				10 298	" "	En provenance d'autres chemins de fer au Canada
					" "	En provenance des Etats-Unis:
			184	27 239	" "	A destination du Canada
				1 374	" "	A destination des Etats-Unis
6 641			789	100 735	" "	Total du trafic marchandises transportées(1)
			184	87 030	" "	Déchargées du wagon au Canada
2 520				11 402	" "	Remises aux autres chemins de fer au Canada
4 120			605	2 303	" "	Remises au réseau des Etats-Unis
					" "	
					412. Explosifs, meches et amorces:	
		83	179	906	wagon	Nombre de wagons chargés
		3 129	8 905	35 086	tonnes métriques	Chargées sur wagons au Canada
16				8 419	" "	En provenance d'autres chemins de fer au Canada
					" "	En provenance des Etats-Unis:
			127	3 182	" "	A destination du Canada
					" "	A destination des Etats-Unis
16		3 129	9 032	46 687	" "	Total du trafic marchandises transportées(1)
			8 957	36 845	" "	Déchargées du wagon au Canada
			75	9 665	" "	Remises aux autres chemins de fer au Canada
16				176	" "	Remises au réseau des Etats-Unis
					" "	
					414. Phosphates d'ammonium:	
				3 813	wagon	Nombre de wagons chargés
				303 592	tonnes métriques	Chargées sur wagons au Canada
456			13 012	30 631	" "	En provenance d'autres chemins de fer au Canada
					" "	En provenance des Etats-Unis:
			178	8 824	" "	A destination du Canada
				46	" "	A destination des Etats-Unis
456			13 190	343 093	" "	Total du trafic marchandises transportées(1)
			3 379	173 347	" "	Déchargées du wagon au Canada
456			48	69 353	" "	Remises aux autres chemins de fer au Canada
			9 762	100 392	" "	Remises au réseau des Etats-Unis
					" "	
					416. Chlorure (muriate) de potassium:	
				85,573	wagon	Nombre de wagons chargés
				7 668 371	tonnes métriques	Chargées sur wagons au Canada
84 577			13 845	229 271	" "	En provenance d'autres chemins de fer au Canada
					" "	En provenance des Etats-Unis:
			10 066	11 827	" "	A destination du Canada
			91	1 214	" "	A destination des Etats-Unis
84 577			24 002	7 910 683	" "	Total du trafic marchandises transportées(1)
			17 119	4 532 739	" "	Déchargées du wagon au Canada
1 376			91	208 851	" "	Remises aux autres chemins de fer au Canada
83 201			6 792	3 169 093	" "	Remises au réseau des Etats-Unis
					" "	
					418. Engrais et matières fertilisantes, n.d.a.:	
			19	16,871	wagon	Nombre de wagons chargés
557	2	107		1 387 945	tonnes métriques	Chargées sur wagons au Canada
41 580	82	6 516	1 429	317 470	" "	En provenance d'autres chemins de fer au Canada
1 403	3 306		53 927		" "	En provenance des Etats-Unis:
			47 719	176 017	" "	A destination du Canada
			86	17 382	" "	A destination des Etats-Unis
42 983	3 388	6 518	103 181	1 898 814	" "	Total du trafic marchandises transportées(1)
			50 709	632 592	" "	Déchargées du wagon au Canada
1 268	3 387	2 638	6 955	268 358	" "	Remises aux autres chemins de fer au Canada
41 715		3 878	45 497	997 865	" "	Remises au réseau des Etats-Unis
					" "	

Voir note(s) à la fin du tableau.

TABLE 2. Revenue Freight Carried by Railways Within Canada, 1982

No.	Commodity		Class I - Classe I		Class II - Classe II			
			Canadian National	Canadian Pacific	Algoma Central	British Columbia Railway	Canada Southern (Consolidated Rail)	Chesapeake and Ohio
			Canadien National	Canadien Pacifique				
Fabricated materials, inedible (C.L.):								
420. Agricultural chemicals, formulated:								
1	Number of railway cars loaded	carloads	85	1	-	-	-	-
2	Loaded onto railway cars in Canada	metric tonnes	3 518	48	-	-	-	-
3	Received from other railways in Canada	" "	115	370	-	-	-	-
Received from United States rail:								
4	Destined to Canadian points	" "	4 651	3 825	-	-	73	32
5	Destined to United States points	" "	190	363	-	-	-	-
6	Total freight traffic carried(1)	" "	8 474	4 606	-	-	73	32
7	Unloaded from railway cars in Canada	" "	7 858	4 076	-	-	-	32
8	Delivered to other railways in Canada	" "	191	167	-	-	73	-
9	Delivered to United States rail connections	" "	425	363	-	-	-	-
422. Adhesives:								
10	Number of railway cars loaded	carloads	84	244	-	-	-	-
11	Loaded onto railway cars in Canada	metric tonnes	4 470	6 389	-	-	-	-
12	Received from other railways in Canada	" "	-	210	-	-	-	-
Received from United States rail:								
13	Destined to Canadian points	" "	36	9	-	-	41	-
14	Destined to United States points	" "	-	36	-	-	-	-
15	Total freight traffic carried(1)	" "	4 506	6 644	-	-	41	-
16	Unloaded from railway cars in Canada	" "	4 319	6 185	-	-	41	-
17	Delivered to other railways in Canada	" "	187	340	-	-	-	-
18	Delivered to United States rail connections	" "	-	120	-	-	-	-
424. Synthetic rubber:								
19	Number of railway cars loaded	carloads	246	28	-	-	-	667
20	Loaded onto railway cars in Canada	metric tonnes	11 978	1 031	-	-	-	41 834
21	Received from other railways in Canada	" "	36	4 764	-	-	-	304
Received from United States rail:								
22	Destined to Canadian points	" "	13 947	17 915	-	-	711	3 750
23	Destined to United States points	" "	199	4 896	-	-	-	874
24	Total freight traffic carried(1)	" "	26 160	28 606	-	-	711	46 563
25	Unloaded from railway cars in Canada	" "	22 314	23 633	-	-	711	3 596
26	Delivered to other railways in Canada	" "	259	-	-	-	-	4 423
27	Delivered to United States rail connections	" "	3 588	4 972	-	-	-	38 544
426. Plastic materials, not shaped and basic shapes and forms:								
28	Number of railway cars loaded	carloads	5 583	769	-	2	188	829
29	Loaded onto railway cars in Canada	metric tonnes	284 226	43 954	-	27	3 577	62 604
30	Received from other railways in Canada	" "	6 270	62 385	-	163	106	162
Received from United States rail:								
31	Destined to Canadian points	" "	79 050	21 759	-	-	714	15 167
32	Destined to United States points	" "	23 157	52 183	-	-	-	13 343
33	Total freight traffic carried(1)	" "	392 703	180 281	-	190	4 397	91 276
34	Unloaded from railway cars in Canada	" "	338 061	110 070	-	191	169	24 744
35	Delivered to other railways in Canada	" "	25 202	13 414	-	-	545	46 653
36	Delivered to United States rail connections	" "	29 440	56 798	-	-	3 683	19 879
428. Pigments, lakes and toners:								
37	Number of railway cars loaded	carloads	258	3	-	-	-	-
38	Loaded onto railway cars in Canada	metric tonnes	11 884	129	-	-	-	-
39	Received from other railways in Canada	" "	-	648	-	-	-	-
Received from United States rail:								
40	Destined to Canadian points	" "	947	223	-	-	170	-
41	Destined to United States points	" "	-	219	-	-	-	-
42	Total freight traffic carried(1)	" "	12 831	1 219	-	-	170	-
43	Unloaded from railway cars in Canada	" "	8 452	1 000	-	-	19	-
44	Delivered to other railways in Canada	" "	2 669	-	-	-	151	-
45	Delivered to United States rail connections	" "	1 710	219	-	-	-	-
430. Paints and related products:								
46	Number of railway cars loaded	carloads	498	119	-	-	-	48
47	Loaded onto railway cars in Canada	metric tonnes	17 712	3 857	-	-	-	2 038
48	Received from other railways in Canada	" "	2	2 543	-	-	-	54
Received from United States rail:								
49	Destined to Canadian points	" "	556	34	-	-	29	-
50	Destined to United States points	" "	18	-	-	-	-	-
51	Total freight traffic carried(1)	" "	18 288	6 434	-	-	29	2 062
52	Unloaded from railway cars in Canada	" "	12 591	6 404	-	-	29	-
53	Delivered to other railways in Canada	" "	5 498	30	-	-	-	699
54	Delivered to United States rail connections	" "	200	-	-	-	-	1 363

See footnote(s) at end of table.

TABLEAU 2. Marchandises payantes transportées par chemin de fer au Canada, 1982

Class II - Classe II				Grand total all Railways	Type de marchandise	No
Toronto, Hamilton and Buffalo	Ontario Northland	Quebec North Shore and Labrador	All other Tous autres	Total général tous chemins de fer		
					Demi-produits, non comestibles (charge complète):	
					420. Produits chimiques agricoles, formulés:	
-	-	-	5	91	wagon	Nombre de wagons chargés
-	-	-	184	3 750	tonnes métriques	Chargées sur wagons au Canada
73	138	-	39	735	" "	En provenance d'autres chemins de fer au Canada
-	-	-	-	-	" "	En provenance des Etats-Unis:
-	-	-	244	8 825	" "	A destination du Canada
-	-	-	-	553	" "	A destination des Etats-Unis
73	138	-	467	13 863	" "	Total du trafic marchandises transportées(1)
-	138	-	-	-	" "	Déchargées du wagon au Canada
73	-	-	51	12 155	" "	Remises aux autres chemins de fer au Canada
-	-	-	253	757	" "	Remises au réseau des Etats-Unis
-	-	-	162	950	" "	
					422. Adhésifs:	
-	-	-	1	329	wagon	Nombre de wagons chargés
-	-	-	10	10 869	tonnes métriques	Chargées sur wagons au Canada
-	-	-	538	748	" "	En provenance d'autres chemins de fer au Canada
-	-	-	-	-	" "	En provenance des Etats-Unis:
-	-	-	15	101	" "	A destination du Canada
-	-	-	-	36	" "	A destination des Etats-Unis
-	-	-	563	11 754	" "	Total du trafic marchandises transportées(1)
-	-	-	221	10 766	" "	Déchargées du wagon au Canada
-	-	-	234	761	" "	Remises aux autres chemins de fer au Canada
-	-	-	108	228	" "	Remises au réseau des Etats-Unis
					424. Caoutchouc synthétique:	
-	-	-	-	941	wagon	Nombre de wagons chargés
-	-	-	-	54 844	tonnes métriques	Chargées sur wagons au Canada
-	-	-	72	4 976	" "	En provenance d'autres chemins de fer au Canada
-	-	-	-	-	" "	En provenance des Etats-Unis:
-	-	-	727	37 050	" "	A destination du Canada
-	-	-	-	5 969	" "	A destination des Etats-Unis
-	-	-	799	102 839	" "	Total du trafic marchandises transportées(1)
-	-	-	85	50 339	" "	Déchargées du wagon au Canada
-	-	-	714	5 396	" "	Remises aux autres chemins de fer au Canada
-	-	-	-	47 104	" "	Remises au réseau des Etats-Unis
					426. Matières plastiques non façonnées et profilées et formes de base:	
-	5	-	9	7 385	wagon	Nombre de wagons chargés
-	211	-	484	395 083	tonnes métriques	Chargées sur wagons au Canada
333	43	-	44 830	114 292	" "	En provenance d'autres chemins de fer au Canada
-	-	-	-	-	" "	En provenance des Etats-Unis:
-	-	-	4 544	121 234	" "	A destination du Canada
-	-	-	-	88 683	" "	A destination des Etats-Unis
333	254	-	49 858	719 292	" "	Total du trafic marchandises transportées(1)
-	43	-	37 852	511 130	" "	Déchargées du wagon au Canada
333	211	-	5 391	91 749	" "	Remises aux autres chemins de fer au Canada
-	-	-	6 613	116 413	" "	Remises au réseau des Etats-Unis
					428. Pigments, laques colorantes et tonifiants:	
-	-	-	2	263	wagon	Nombre de wagons chargés
-	-	-	87	12 100	tonnes métriques	Chargées sur wagons au Canada
151	-	-	2 506	3 305	" "	En provenance d'autres chemins de fer au Canada
-	-	-	-	-	" "	En provenance des Etats-Unis:
-	-	-	-	1 340	" "	A destination du Canada
-	-	-	-	219	" "	A destination des Etats-Unis
151	-	-	2 593	16 964	" "	Total du trafic marchandises transportées(1)
-	-	-	2 291	11 762	" "	Déchargées du wagon au Canada
151	-	-	265	3 236	" "	Remises aux autres chemins de fer au Canada
-	-	-	38	1 967	" "	Remises au réseau des Etats-Unis
					430. Peintures et produits connexes:	
-	-	-	-	665	wagon	Nombre de wagons chargés
-	-	-	-	23 577	tonnes métriques	Chargées sur wagons au Canada
-	-	-	4 631	7 230	" "	En provenance d'autres chemins de fer au Canada
-	-	-	-	-	" "	En provenance des Etats-Unis:
-	-	-	169	788	" "	A destination du Canada
-	-	-	-	18	" "	A destination des Etats-Unis
-	-	-	4 800	31 613	" "	Total du trafic marchandises transportées(1)
-	-	-	4 417	23 441	" "	Déchargées du wagon au Canada
-	-	-	157	6 384	" "	Remises aux autres chemins de fer au Canada
-	-	-	226	1 789	" "	Remises au réseau des Etats-Unis

Voir note(s) à la fin du tableau

TABLE 2. Revenue Freight Carried by Railways Within Canada, 1982

Commodity		Class I - Classe I		Class II - Classe II				
		Canadian National	Canadian Pacific	Algoma Central	British Columbia Railway	Canada Southern (Consolidated Rail)	Chesapeake and Ohio	
No.		Canadian National	Canadian Pacific					
Fabricated materials, inedible (C.L.):								
432. Chemical specialties, industrial, n.e.s.:								
1	Number of railway cars loaded	carloads	3 365	689	-	464	18	504
2	Loaded onto railway cars in Canada	metric tonnes	161 714	36 700	-	37 027	329	20 701
3	Received from other railways in Canada	" "	8 681	14 265	-	7 014	584	100
	Received from United States rail:							
4	Destined to Canadian points	" "	146 476	3 580	-	-	1 887	2 179
5	Destined to United States points	" "	289	91	-	-	-	1 304
6	Total freight traffic carried(1)	" "	317 160	54 636	-	44 041	2 800	24 284
7	Unloaded from railway cars in Canada	" "	272 009	50 691	-	37 424	334	2 279
8	Delivered to other railways in Canada	" "	31 044	3 747	-	5 070	1 803	8 178
9	Delivered to United States rail connections	" "	14 107	198	-	1 547	663	13 826
434. Gasoline:								
10	Number of railway cars loaded	carloads	11,040	9,989	115	1,903	-	-
11	Loaded onto railway cars in Canada	metric tonnes	626 739	605 769	6 973	115 804	-	-
12	Received from other railways in Canada	" "	19 325	25 809	3 546	2 599	-	-
	Received from United States rail:							
13	Destined to Canadian points	" "	66	161	-	-	-	-
14	Destined to United States points	" "	-	109	-	-	-	-
15	Total freight traffic carried(1)	" "	646 130	631 848	10 519	118 403	-	-
16	Unloaded from railway cars in Canada	" "	510 027	603 771	10 332	97 710	-	-
17	Delivered to other railways in Canada	" "	135 902	27 900	187	16 055	-	-
18	Delivered to United States rail connections	" "	200	176	-	4 638	-	-
436. Aviation turbine fuel:								
19	Number of railway cars loaded	carloads	50	471	-	-	-	-
20	Loaded onto railway cars in Canada	metric tonnes	2 745	28 599	-	-	-	-
21	Received from other railways in Canada	" "	61	-	-	-	-	-
	Received from United States rail:							
22	Destined to Canadian points	" "	-	-	-	-	-	-
23	Destined to United States points	" "	-	-	-	-	-	-
24	Total freight traffic carried(1)	" "	2 806	28 599	-	-	-	-
25	Unloaded from railway cars in Canada	" "	2 751	28 599	-	-	-	-
26	Delivered to other railways in Canada	" "	54	-	-	-	-	-
27	Delivered to United States rail connections	" "	-	-	-	-	-	-
438. Diesel fuel:								
28	Number of railway cars loaded	carloads	25 268	5 452	110	2 013	-	2
29	Loaded onto railway cars in Canada	metric tonnes	1 620 745	396 966	6 720	124 263	-	123
30	Received from other railways in Canada	" "	15 667	88 529	5 829	4 798	-	136
	Received from United States rail:							
31	Destined to Canadian points	" "	-	33	-	-	-	-
32	Destined to United States points	" "	-	34	-	-	-	-
33	Total freight traffic carried(1)	" "	1 636 412	485 562	12 549	129 061	-	259
34	Unloaded from railway cars in Canada	" "	1 190 944	451 509	12 488	118 886	-	136
35	Delivered to other railways in Canada	" "	213 177	18 825	61	10 176	-	123
36	Delivered to United States rail connections	" "	232 292	15 227	-	-	-	-
440. Kerosene:								
37	Number of railway cars loaded	carloads	21	19	-	-	-	-
38	Loaded onto railway cars in Canada	metric tonnes	828	1 158	-	-	-	-
39	Received from other railways in Canada	" "	-	-	-	-	-	-
	Received from United States rail:							
40	Destined to Canadian points	" "	-	-	-	-	-	-
41	Destined to United States points	" "	-	-	-	-	-	122
42	Total freight traffic carried(1)	" "	828	1 158	-	-	-	122
43	Unloaded from railway cars in Canada	" "	828	1 158	-	-	-	-
44	Delivered to other railways in Canada	" "	-	-	-	-	-	-
45	Delivered to United States rail connections	" "	-	-	-	-	-	122
442. Fuel oil, n.e.s.:								
46	Number of railway cars loaded	carloads	1,611	5,894	-	10	29	166
47	Loaded onto railway cars in Canada	metric tonnes	81 042	361 357	-	630	809	8 714
48	Received from other railways in Canada	" "	3 864	12 119	-	940	-	18
	Received from United States rail:							
49	Destined to Canadian points	" "	15 479	4 542	-	-	709	1 133
50	Destined to United States points	" "	-	1 150	-	-	-	211
51	Total freight traffic carried(1)	" "	100 385	379 168	-	1 570	1 518	10 076
52	Unloaded from railway cars in Canada	" "	98 267	359 323	-	1 508	70	1 133
53	Delivered to other railways in Canada	" "	1 817	14 435	-	63	1 449	7 439
54	Delivered to United States rail connections	" "	301	5 410	-	-	-	1 505

See footnote(s) at end of table

TABLEAU 2. Marchandises payantes transportées par chemin de fer au Canada, 1982

Class II - Classe II				Grand total all Railways Total général tous chemins de fer	Type de marchandise	No	
Toronto, Hamilton and Buffalo	Ontario Northland	Quebec North Shore and Labrador	All other Tous autres				
				Demi-produits, non comestibles (charge complète):			
				432. Produits chimiques industriels, n.d.a.:			
3	-	149	12	5,204	wagon	Nombre de wagons chargés	1
253	-	11 786	570	269 080	tonnes métriques	Chargées sur wagons au Canada	2
1 973	-	-	7 519	40 136	"	En provenance d'autres chemins de fer au Canada	3
-	-	-	4 130	158 252	"	En provenance des Etats-Unis:	
-	-	-	73	1 757	"	A destination du Canada	4
-	-	-	-	-	"	A destination des Etats-Unis	5
2 226	-	11 786	12 292	469 225	"	Total du trafic marchandises transportées(1)	6
138	-	11 786	8 194	382 853	"	Déchargées du wagon au Canada	7
2 090	-	-	747	52 679	"	Remises aux autres chemins de fer au Canada	8
-	-	-	3 351	33 692	"	Remises au réseau des Etats-Unis	9
				434. Essence:			
-	3	296	57	23,403	wagon	Nombre de wagons chargés	10
-	183	16 908	3 146	1 375 522	tonnes métriques	Chargées sur wagons au Canada	11
-	151 733	-	1 405	204 417	"	En provenance d'autres chemins de fer au Canada	12
-	-	-	-	-	"	En provenance des Etats-Unis:	
-	-	-	108	335	"	A destination du Canada	13
-	-	-	-	109	"	A destination des Etats-Unis	14
-	151 916	16 908	4 659	1 580 363	"	Total du trafic marchandises transportées(1)	15
-	112 525	16 555	3 451	1 354 371	"	Déchargées du wagon au Canada	16
-	39 391	353	108	219 896	"	Remises aux autres chemins de fer au Canada	17
-	-	-	1 100	6 114	"	Remises au réseau des Etats-Unis	18
				436. Carburacteur:			
-	5	15	-	541	wagon	Nombre de wagons chargés	19
-	71	743	-	32 158	tonnes métriques	Chargées sur wagons au Canada	20
-	54	-	-	115	"	En provenance d'autres chemins de fer au Canada	21
-	-	-	-	-	"	En provenance des Etats-Unis:	
-	-	-	-	-	"	A destination du Canada	22
-	-	-	-	-	"	A destination des Etats-Unis	23
-	125	743	-	32 273	"	Total du trafic marchandises transportées(1)	24
-	125	743	-	32 218	"	Déchargées du wagon au Canada	25
-	-	-	-	54	"	Remises aux autres chemins de fer au Canada	26
-	-	-	-	-	"	Remises au réseau des Etats-Unis	27
				436. Carburant diesel:			
-	1	544	611	34,001	wagon	Nombre de wagons chargés	28
-	9	32 864	40 919	2 222 609	tonnes métriques	Chargées sur wagons au Canada	29
-	19 993	-	3 159	138 111	"	En provenance d'autres chemins de fer au Canada	30
-	-	-	-	-	"	En provenance des Etats-Unis:	
-	-	-	33	66	"	A destination du Canada	31
-	-	-	-	34	"	A destination des Etats-Unis	32
-	20 002	32 864	44 111	2 360 820	"	Total du trafic marchandises transportées(1)	33
-	10 343	30 378	44 111	1 858 795	"	Déchargées du wagon au Canada	34
-	9 659	2 486	-	254 507	"	Remises aux autres chemins de fer au Canada	35
-	-	-	-	247 519	"	Remises au réseau des Etats-Unis	36
				440. Kérosène:			
-	-	-	-	40	wagon	Nombre de wagons chargés	37
-	-	-	-	1 986	tonnes métriques	Chargées sur wagons au Canada	38
-	-	-	-	-	"	En provenance d'autres chemins de fer au Canada	39
-	-	-	-	-	"	En provenance des Etats-Unis:	
-	-	-	-	-	"	A destination du Canada	40
-	-	-	-	122	"	A destination des Etats-Unis	41
-	-	-	-	2 108	"	Total du trafic marchandises transportées(1)	42
-	-	-	-	1 986	"	Déchargées du wagon au Canada	43
-	-	-	-	-	"	Remises aux autres chemins de fer au Canada	44
-	-	-	-	122	"	Remises au réseau des Etats-Unis	45
				442. Mazout, n.d.a.:			
-	-	2,679	5,701	16,090	wagon	Nombre de wagons chargés	46
-	-	211 825	201 960	866 337	tonnes métriques	Chargées sur wagons au Canada	47
1 461	120 852	15 810	16 281	171 345	"	En provenance d'autres chemins de fer au Canada	48
-	-	-	-	-	"	En provenance des Etats-Unis:	
-	-	-	185	22 048	"	A destination du Canada	49
-	-	-	-	1 361	"	A destination des Etats-Unis	50
1 461	120 852	227 835	218 426	1 061 091	"	Total du trafic marchandises transportées(1)	51
-	89 197	211 136	202 081	962 715	"	Déchargées du wagon au Canada	52
1 461	31 655	16 499	15 921	90 739	"	Remises aux autres chemins de fer au Canada	53
-	-	-	425	7 641	"	Remises au réseau des Etats-Unis	54

Voir note(s) à la fin du tableau.

TABLE 2. Revenue Freight Carried by Railways Within Canada, 1982

No.	Commodity		Class I - Classe I		Class II - Classe II			
			Canadian National Canadien National	Canadian Pacific Canadien Pacifique	Algoma Central	British Columbia Railway	Canada Southern (Consolidated Rail)	Chesapeake and Ohio
Fabricated materials, inedible (C.L.):								
444. Lubricating oils and greases:								
1	Number of railway cars loaded	carloads	3 167	1 808	-	-	-	238
2	Loaded onto railway cars in Canada	metric tonnes	166 793	88 410	-	-	-	12 486
3	Received from other railways in Canada	" "	2 378	15 008	339	-	-	158
4	Received from United States rail:							
5	Destined to Canadian points	" "	13 746	2 013	-	-	2 976	-
6	Destined to United States points	" "	35	1 396	-	-	-	7 416
6	Total freight traffic carried(1)	" "	182 952	106 827	339	-	2 976	20 060
7	Unloaded from railway cars in Canada	" "	181 717	102 234	339	-	-	18
8	Delivered to other railways in Canada	" "	856	3 024	-	-	2 976	12 626
9	Delivered to United States rail connections	" "	378	1 569	-	-	-	7 416
446. Petroleum coke:								
10	Number of railway cars loaded	carloads	1 478	99	-	-	-	-
11	Loaded onto railway cars in Canada	metric tonnes	111 366	6 422	-	-	-	-
12	Received from other railways in Canada	" "	9 795	210 167	-	-	-	-
13	Received from United States rail:							
14	Destined to Canadian points	" "	825	67 649	-	-	601	-
15	Destined to United States points	" "	-	-	-	-	-	-
15	Total freight traffic carried(1)	" "	121 986	284 238	-	-	601	-
16	Unloaded from railway cars in Canada	" "	67 163	283 650	-	-	-	-
17	Delivered to other railways in Canada	" "	1 188	588	-	-	601	-
18	Delivered to United States rail connections	" "	53 634	-	-	-	-	-
448. Coke, n.e.s.:								
19	Number of railway cars loaded	carloads	491	732	1 672	-	2	-
20	Loaded onto railway cars in Canada	metric tonnes	24 795	36 120	76 263	-	83	-
21	Received from other railways in Canada	" "	-	2 732	-	-	-	-
22	Received from United States rail:							
23	Destined to Canadian points	" "	58 578	37 773	-	-	18 731	7 683
24	Destined to United States points	" "	-	48	-	-	-	5 099
24	Total freight traffic carried(1)	" "	83 373	76 673	76 263	-	18 814	12 782
25	Unloaded from railway cars in Canada	" "	80 929	67 156	73 934	-	4 622	7 683
26	Delivered to other railways in Canada	" "	806	3 570	2 330	-	14 109	-
27	Delivered to United States rail connections	" "	1 637	5 948	-	-	83	5 099
450. Refined and manufactured gases, fuel type (LPG):								
28	Number of railway cars loaded	carloads	19,894	18,694	-	900	-	5,726
29	Loaded onto railway cars in Canada	metric tonnes	1 251 678	1 176 893	-	57 768	-	363 692
30	Received from other railways in Canada	" "	20 550	224 379	2 661	6 088	391	15 438
31	Received from United States rail:							
32	Destined to Canadian points	" "	13 867	5 516	-	-	895	17 806
33	Destined to United States points	" "	56 233	4 754	-	-	-	38 522
33	Total freight traffic carried(1)	" "	1 342 328	1 411 542	2 661	63 856	1 286	435 458
34	Unloaded from railway cars in Canada	" "	538 331	712 510	2 661	20 794	-	15 828
35	Delivered to other railways in Canada	" "	107 888	47 552	-	40 835	895	179 885
36	Delivered to United States rail connections	" "	696 109	651 480	-	2 227	391	239 746
452. Asphalts and road oils:								
37	Number of railway cars loaded	carloads	2,010	1,368	-	2	-	-
38	Loaded onto railway cars in Canada	metric tonnes	147 540	106 784	-	154	-	-
39	Received from other railways in Canada	" "	18	117	-	73	-	-
40	Received from United States rail:							
41	Destined to Canadian points	" "	885	103	-	-	60	-
42	Destined to United States points	" "	-	-	-	-	-	-
42	Total freight traffic carried(1)	" "	148 443	107 004	-	227	60	-
43	Unloaded from railway cars in Canada	" "	148 376	106 689	-	227	-	-
44	Delivered to other railways in Canada	" "	53	316	-	-	60	-
45	Delivered to United States rail connections	" "	15	-	-	-	-	-
454. Other petroleum and coal products:								
46	Number of railway cars loaded	carloads	5,300	2,406	221	108	-	1,497
47	Loaded onto railway cars in Canada	metric tonnes	322 416	172 981	15 521	4 672	-	79 205
48	Received from other railways in Canada	" "	16 639	57 483	-	1 104	1 803	6 204
49	Received from United States rail:							
50	Destined to Canadian points	" "	5 441	4 604	-	-	4 505	14 743
51	Destined to United States points	" "	68	7 170	-	-	-	8 662
51	Total freight traffic carried(1)	" "	344 564	242 238	15 521	5 776	6 308	108 820
52	Unloaded from railway cars in Canada	" "	204 228	147 282	-	5 084	-	20 912
53	Delivered to other railways in Canada	" "	89 788	11 247	15 521	692	4 505	51 812
54	Delivered to United States rail connections	" "	50 548	83 709	-	-	1 803	36 097

See footnote(s) at end of table.

TABLEAU 2. Marchandises payantes transportées par chemin de fer au Canada, 1982

Class II - Classe II				Grand total all Railways	Type de marchandise	No	
Toronto, Hamilton and Buffalo	Ontario Northland	Quebec North Shore and Labrador	All other Tous autres				
					Demi-produits, non comestibles (charge complète):		
					444. Huiles et graisses lubrifiantes:		
-	1	20	-	5,234	wagon	Nombre de wagons chargés	1
-	14	607	-	268 310	tonnes métriques	Chargées sur wagons au Canada	2
2 978	18 098	-	242	39 201	" "	En provenance d'autres chemins de fer au Canada	3
-	-	-	410	19 145	" "	En provenance des Etats-Unis:	
-	-	-	-	8 847	" "	A destination du Canada	4
-	-	-	-	-	" "	A destination des Etats-Unis	5
2 978	18 112	607	652	335 503	" "	Total du trafic marchandises transportées(1)	6
-	11 484	607	387	296 786	" "	Déchargées du wagon au Canada	7
2 978	6 628	-	266	29 354	" "	Remises aux autres chemins de fer au Canada	8
-	-	-	-	9 363	" "	Remises au réseau des Etats-Unis	9
					446. Coke de pétrole:		
-	-	-	-	1,577	wagon	Nombre de wagons chargés	10
-	-	-	-	117 788	tonnes métriques	Chargées sur wagons au Canada	11
1 391	-	-	61 654	283 007	" "	En provenance d'autres chemins de fer au Canada	12
-	-	-	-	-	" "	En provenance des Etats-Unis:	
-	-	-	349 773	418 848	" "	A destination du Canada	13
-	-	-	-	-	" "	A destination des Etats-Unis	14
1 391	-	-	411 427	819 643	" "	Total du trafic marchandises transportées(1)	15
-	-	-	141 874	493 538	" "	Déchargées du wagon au Canada	16
851	-	-	207 900	210 817	" "	Remises aux autres chemins de fer au Canada	17
540	-	-	61 654	115 288	" "	Remises au réseau des Etats-Unis	18
					448. Coke, n.d.a.:		
-	-	-	5,620	8,517	wagon	Nombre de wagons chargés	19
-	-	-	295 059	432 320	tonnes métriques	Chargées sur wagons au Canada	20
44 279	-	-	4 684	21 695	" "	En provenance d'autres chemins de fer au Canada	21
-	-	-	-	-	" "	En provenance des Etats-Unis:	
-	-	-	6 657	129 422	" "	A destination du Canada	22
-	-	-	-	5 147	" "	A destination des Etats-Unis	23
14 279	-	-	306 400	588 584	" "	Total du trafic marchandises transportées(1)	24
-	-	-	306 212	554 261	" "	Déchargées du wagon au Canada	25
13 725	-	-	190	21 559	" "	Remises aux autres chemins de fer au Canada	26
554	-	-	-	12 767	" "	Remises au réseau des Etats-Unis	27
					450. Gaz raffinés et manufacturés, combustibles (GPL):		
-	6	56	-	45,276	wagon	Nombre de wagons chargés	28
-	104	1 389	-	2 851 524	tonnes métriques	Chargées sur wagons au Canada	29
894	15 897	-	95 510	381 808	" "	En provenance d'autres chemins de fer au Canada	30
-	-	-	1 546	39 630	" "	En provenance des Etats-Unis:	
-	-	-	65	99 574	" "	A destination du Canada	31
-	-	-	-	-	" "	A destination des Etats-Unis	32
894	16 001	1 389	97 121	3 372 536	" "	Total du trafic marchandises transportées(1)	33
-	8 914	1 389	2 289	1 302 716	" "	Déchargées du wagon au Canada	34
894	7 087	-	1 611	386 647	" "	Remises aux autres chemins de fer au Canada	35
-	-	-	93 221	1 683 174	" "	Remises au réseau des Etats-Unis	36
					452. Asphalte et huiles pour les routes:		
-	-	-	-	3,380	wagon	Nombre de wagons chargés	37
-	-	-	-	254 478	tonnes métriques	Chargées sur wagons au Canada	38
60	156	-	212	636	" "	En provenance d'autres chemins de fer au Canada	39
-	-	-	-	-	" "	En provenance des Etats-Unis:	
-	-	-	-	1 048	" "	A destination du Canada	40
-	-	-	-	-	" "	A destination des Etats-Unis	41
60	156	-	212	256 162	" "	Total du trafic marchandises transportées(1)	42
-	156	-	73	255 521	" "	Déchargées du wagon au Canada	43
60	-	-	140	629	" "	Remises aux autres chemins de fer au Canada	44
-	-	-	-	15	" "	Remises au réseau des Etats-Unis	45
					454. Autres dérivés du pétrole et de la houille:		
8	-	-	8	9,548	wagon	Nombre de wagons chargés	46
647	-	-	436	595 878	tonnes métriques	Chargées sur wagons au Canada	47
8 451	27	-	9 463	98 178	" "	En provenance d'autres chemins de fer au Canada	48
-	-	-	-	-	" "	En provenance des Etats-Unis:	
-	-	-	524	29 814	" "	A destination du Canada	49
-	-	-	-	15 905	" "	A destination des Etats-Unis	50
6 098	27	-	10 423	739 775	" "	Total du trafic marchandises transportées(1)	51
-	27	-	6 263	363 796	" "	Déchargées du wagon au Canada	52
6 098	-	-	1 839	181 502	" "	Remises aux autres chemins de fer au Canada	53
-	-	-	2 320	174 477	" "	Remises au réseau des Etats-Unis	54

Voir note(s) à la fin du tableau.

TABLE 2. Revenue Freight Carried by Railways Within Canada, 1982

No.	Commodity		Class I - Classe I		Class II - Classe II			
			Canadian National Canadien National	Canadian Pacific Canadien Pacifique	Algoma Central	British Columbia Railway	Canada Southern (Consolidated Rail)	Chesapeake and Ohio
Fabricated materials, inedible (C.L.):								
456. Ferro-alloys:								
1	Number of railway cars loaded	carloads	141	60	-	-	13	-
2	Loaded onto railway cars in Canada	metric tonnes	8 166	3 159	-	-	655	-
3	Received from other railways in Canada	" "	3 133	20 540	1 850	-	769	-
Received from United States rail:								
4	Destined to Canadian points	" "	119	196	-	-	330	-
5	Destined to United States points	" "	-	-	-	-	-	55
6	Total freight traffic carried(1)	" "	11 418	23 895	1 850	-	1 754	55
7	Unloaded from railway cars in Canada	" "	5 925	21 297	1 850	-	-	-
8	Delivered to other railways in Canada	" "	1 747	365	-	-	330	-
9	Delivered to United States rail connections	" "	3 746	2 233	-	-	1 424	55
458. Pig iron:								
10	Number of railway cars loaded	carloads	135	296	31	-	-	-
11	Loaded onto railway cars in Canada	metric tonnes	10 460	20 767	2 201	-	-	-
12	Received from other railways in Canada	" "	1 747	796	-	-	-	-
Received from United States rail:								
13	Destined to Canadian points	" "	104	-	-	-	-	-
14	Destined to United States points	" "	-	-	-	-	-	6 766
15	Total freight traffic carried(1)	" "	12 311	21 583	2 201	-	-	6 766
16	Unloaded from railway cars in Canada	" "	11 369	9 293	-	-	-	-
17	Delivered to other railways in Canada	" "	943	12 290	2 201	-	-	-
18	Delivered to United States rail connections	" "	-	-	-	-	-	6 766
450. Ingots, blooms, billets and slabs, iron and steel:								
19	Number of railway cars loaded	carloads	4,888	3,393	-	-	3	-
20	Loaded onto railway cars in Canada	metric tonnes	356 651	263 041	-	-	114	-
21	Received from other railways in Canada	" "	36	-	-	37	37 004	-
Received from United States rail:								
22	Destined to Canadian points	" "	403	-	-	-	-	-
23	Destined to United States points	" "	45	-	-	-	-	421
24	Total freight traffic carried(1)	" "	357 135	263 041	-	37	37 112	421
25	Unloaded from railway cars in Canada	" "	270 906	-	-	37	-	-
26	Delivered to other railways in Canada	" "	356	212 585	-	-	-	-
27	Delivered to United States rail connections	" "	85 873	50 456	-	-	37 112	421
451. Primary iron and steel, n.e.s.:								
28	Number of railway cars loaded	carloads	30	50	-	504	-	-
29	Loaded onto railway cars in Canada	metric tonnes	1 805	3 866	-	10 327	-	-
30	Received from other railways in Canada	" "	-	41	-	7 522	863	-
Received from United States rail:								
31	Destined to Canadian points	" "	3 363	392	-	-	1 334	-
32	Destined to United States points	" "	30	-	-	-	-	-
33	Total freight traffic carried(1)	" "	5 198	4 299	-	17 849	2 197	-
34	Unloaded from railway cars in Canada	" "	3 779	2 910	-	17 850	-	-
35	Delivered to other railways in Canada	" "	191	64	-	-	1 334	-
36	Delivered to United States rail connections	" "	1 228	1 324	-	-	863	-
452. Castings and forgings, iron or steel:								
37	Number of railway cars loaded	carloads	1,078	187	102	-	-	-
38	Loaded onto railway cars in Canada	metric tonnes	65 064	12 002	6 611	-	-	-
39	Received from other railways in Canada	" "	3 370	5 581	-	-	104	-
Received from United States rail:								
40	Destined to Canadian points	" "	11 851	3 876	-	-	6 149	65
41	Destined to United States points	" "	-	116	-	-	-	3 364
42	Total freight traffic carried(1)	" "	80 285	21 575	6 611	-	6 253	3 429
43	Unloaded from railway cars in Canada	" "	78 043	18 029	-	-	3 370	65
44	Delivered to other railways in Canada	" "	225	2 307	6 611	-	2 779	-
45	Delivered to United States rail connections	" "	2 018	1 239	-	-	104	3 364
454. Bars and rods, steel:								
46	Number of railway cars loaded	carloads	4,520	3,135	45	-	1	-
47	Loaded onto railway cars in Canada	metric tonnes	287 354	199 214	3 012	-	73	-
48	Received from other railways in Canada	" "	8 026	1 664	198	2 330	13 536	11 378
Received from United States rail:								
49	Destined to Canadian points	" "	337	3 029	-	-	353	7 270
50	Destined to United States points	" "	-	54	-	-	-	7 461
51	Total freight traffic carried(1)	" "	295 717	203 961	3 210	2 330	13 962	26 109
52	Unloaded from railway cars in Canada	" "	246 651	141 802	198	2 330	1 401	18 574
53	Delivered to other railways in Canada	" "	3 370	26 461	3 012	-	353	74
54	Delivered to United States rail connections	" "	45 696	35 699	-	-	12 209	7 461

See footnote(s) at end of table

TABLEAU 2. Marchandises payantes transportées par chemin de fer au Canada, 1982

Class II - Classe II				Grand total all Railways	Type de marchandise	No
Toronto, Hamilton and Buffalo	Ontario Northland	Quebec North Shore and Labrador	All other Tous autres	Total général tous chemins de fer		
Demi-produits, non comestibles (charge complète):						
456. Ferro-alliages:						
61	1	-	486	762	wagon	Nombre de wagons chargés
3 313	55	-	30 765	46 113	tonnes métriques	Chargées sur wagons au Canada
309	-	-	3 001	29 602	" "	En provenance d'autres chemins de fer au Canada
-	-	-	142	787	" "	En provenance des Etats-Unis:
-	-	-	-	55	" "	A destination du Canada
-	-	-	-	-	" "	A destination des Etats-Unis
3 622	55	-	33 908	78 557	" "	Total du trafic marchandises transportées(1)
78	-	-	-	29 150	" "	Déchargées du wagon au Canada
3 544	55	-	24 680	30 721	" "	Remises aux autres chemins de fer au Canada
-	-	-	9 228	16 686	" "	Remises au réseau des Etats-Unis
458. Fonte en gueuses:						
22	-	-	-	484	wagon	Nombre de wagons chargés
1 796	-	-	-	35 244	tonnes métriques	Chargées sur wagons au Canada
11 868	-	-	895	15 306	" "	En provenance d'autres chemins de fer au Canada
-	-	-	-	-	" "	En provenance des Etats-Unis:
-	-	-	53	157	" "	A destination du Canada
-	-	-	-	6 766	" "	A destination des Etats-Unis
13 664	-	-	948	57 473	" "	Total du trafic marchandises transportées(1)
13 664	-	-	948	35 274	" "	Déchargées du wagon au Canada
-	-	-	-	15 434	" "	Remises aux autres chemins de fer au Canada
-	-	-	-	6 766	" "	Remises au réseau des Etats-Unis
460. Lingots, blooms, billettes et brames de fer et d'acier:						
46	-	131	1	8,461	wagon	Nombre de wagons chargés
3 269	-	6 089	72	629 233	tonnes métriques	Chargées sur wagons au Canada
242 934	-	-	9 143	289 151	" "	En provenance d'autres chemins de fer au Canada
-	-	-	272	675	" "	En provenance des Etats-Unis:
-	-	-	-	466	" "	A destination du Canada
-	-	-	-	-	" "	A destination des Etats-Unis
246 203	-	6 089	9 487	919 525	" "	Total du trafic marchandises transportées(1)
213 703	-	6 089	-	490 735	" "	Déchargées du wagon au Canada
32 500	-	-	272	245 713	" "	Remises aux autres chemins de fer au Canada
-	-	-	9 214	183 076	" "	Remises au réseau des Etats-Unis
461. Fer et acier de formes primaires, n.d.a.:						
3	-	-	-	587	wagon	Nombre de wagons chargés
126	-	-	-	16 124	tonnes métriques	Chargées sur wagons au Canada
174	-	-	173	8 773	" "	En provenance d'autres chemins de fer au Canada
-	-	-	-	-	" "	En provenance des Etats-Unis:
-	-	-	114	5 203	" "	A destination du Canada
-	-	-	-	30	" "	A destination des Etats-Unis
300	-	-	287	30 130	" "	Total du trafic marchandises transportées(1)
174	-	-	177	24 890	" "	Déchargées du wagon au Canada
126	-	-	110	1 825	" "	Remises aux autres chemins de fer au Canada
-	-	-	-	3 415	" "	Remises au réseau des Etats-Unis
462. Moulages et forgeages de fer ou d'acier:						
2	8	-	-	1,377	wagon	Nombre de wagons chargés
104	452	-	-	84 233	tonnes métriques	Chargées sur wagons au Canada
2 143	3 723	-	223	15 144	" "	En provenance d'autres chemins de fer au Canada
-	-	-	3 925	25 866	" "	En provenance des Etats-Unis:
-	-	-	-	3 480	" "	A destination du Canada
-	-	-	-	-	" "	A destination des Etats-Unis
2 247	4 175	-	4 148	128 723	" "	Total du trafic marchandises transportées(1)
2 088	3 723	-	448	105 766	" "	Déchargées du wagon au Canada
159	452	-	3 513	16 046	" "	Remises aux autres chemins de fer au Canada
-	-	-	187	6 912	" "	Remises au réseau des Etats-Unis
464. Barres et tiges d'acier:						
184	-	-	6	7,891	wagon	Nombre de wagons chargés
10 595	-	-	108	500 356	tonnes métriques	Chargées sur wagons au Canada
406	1 438	-	17 165	57 141	" "	En provenance d'autres chemins de fer au Canada
-	-	-	-	-	" "	En provenance des Etats-Unis:
-	-	-	2 461	13 450	" "	A destination du Canada
-	-	-	-	7 515	" "	A destination des Etats-Unis
12 001	1 438	-	19 734	578 462	" "	Total du trafic marchandises transportées(1)
411	1 438	-	13 496	426 301	" "	Déchargées du wagon au Canada
11 590	-	-	6 169	51 029	" "	Remises aux autres chemins de fer au Canada
-	-	-	69	101 134	" "	Remises au réseau des Etats-Unis

Voir note(s) à la fin du tableau.

TABLE 2. Revenue Freight Carried by Railways Within Canada, 1982

Commodity		Class I - Classe I		Class II - Classe II			
		Canadian National Canadien National	Canadian Pacific Canadien Pacifique	Algoma Central	British Columbia Railway	Canada Southern (Consolidated Rail)	Chesapeake and Ohio
Fabricated materials, inedible (C.L.):							
466. Plates, steel, fabricated:							
1	Number of railway cars loaded	carloads	1,115	2,001	1,480	-	-
2	Loaded onto railway cars in Canada	metric tonnes	64 986	132 962	98 005	-	-
3	Received from other railways in Canada	" "	65 149	26 238	-	-	-
	Received from United States rail:					9 051	-
4	Destined to Canadian points	" "	6 759	1 448	-	-	1 988
5	Destined to United States points	" "	-	-	-	-	-
6	Total freight traffic carried(1)	" "	136 894	160 648	98 005	-	11 039
7	Unloaded from railway cars in Canada	" "	131 921	153 507	1 307	-	21
8	Delivered to other railways in Canada	" "	945	3 756	96 698	-	1 967
9	Delivered to United States rail connections	" "	4 027	3 386	-	-	9 051
468. Sheet and strip, steel:							
10	Number of railway cars loaded	carloads	3,849	3,609	355	11	5
11	Loaded onto railway cars in Canada	metric tonnes	250 209	244 424	23 338	234	94
12	Received from other railways in Canada	" "	13 974	11 319	-	-	-
	Received from United States rail:						28 463
13	Destined to Canadian points	" "	4 275	906	-	-	-
14	Destined to United States points	" "	402	-	-	-	-
15	Total freight traffic carried(1)	" "	268 860	256 649	23 338	234	30 057
16	Unloaded from railway cars in Canada	" "	252 229	194 822	351	234	173
17	Delivered to other railways in Canada	" "	1 060	31 719	22 987	-	1 326
18	Delivered to United States rail connections	" "	15 571	30 108	-	-	28 557
470. Structural shapes and sheet piling, iron or steel:							
19	Number of railway cars loaded	carloads	945	1,099	1,515	40	-
20	Loaded onto railway cars in Canada	metric tonnes	46 501	61 174	93 821	856	-
21	Received from other railways in Canada	" "	59 598	33 527	1 062	-	-
	Received from United States rail:						73
22	Destined to Canadian points	" "	4 946	4 956	-	-	1 323
23	Destined to United States points	" "	-	-	-	-	-
24	Total freight traffic carried(1)	" "	111 045	99 657	94 883	856	1 396
25	Unloaded from railway cars in Canada	" "	95 456	93 357	98	856	78
26	Delivered to other railways in Canada	" "	1 856	5 976	94 785	-	1 245
27	Delivered to United States rail connections	" "	13 734	325	-	-	73
472. Rails and railway track materials:							
28	Number of railway cars loaded	carloads	286	178	671	1	33
29	Loaded onto railway cars in Canada	metric tonnes	17 334	9 449	43 981	18	724
30	Received from other railways in Canada	" "	39 116	3 879	41	7 990	2 595
	Received from United States rail:						-
31	Destined to Canadian points	" "	10 346	189	-	-	2 048
32	Destined to United States points	" "	224	969	-	-	-
33	Total freight traffic carried(1)	" "	67 020	14 486	44 022	8 008	5 367
34	Unloaded from railway cars in Canada	" "	48 833	10 037	316	7 990	512
35	Delivered to other railways in Canada	" "	15 865	2 651	43 706	18	2 634
36	Delivered to United States rail connections	" "	2 322	1 798	-	-	2 221
474. Pipes and tubes, iron and steel:							
37	Number of railway cars loaded	carloads	3,378	1,382	865	262	1
38	Loaded onto railway cars in Canada	metric tonnes	171 959	76 540	50 546	5 478	23
39	Received from other railways in Canada	" "	23 398	151 236	70	475	-
	Received from United States rail:						-
40	Destined to Canadian points	" "	13 060	6 139	-	-	840
41	Destined to United States points	" "	50	301	-	-	-
42	Total freight traffic carried(1)	" "	208 467	234 216	50 616	5 953	863
43	Unloaded from railway cars in Canada	" "	187 472	225 481	32	5 954	15
44	Delivered to other railways in Canada	" "	10 589	7 072	50 584	-	826
45	Delivered to United States rail connections	" "	10 405	1 664	-	-	23
476. Wire, iron or steel:							
46	Number of railway cars loaded	carloads	246	158	-	18	-
47	Loaded onto railway cars in Canada	metric tonnes	10 952	7 274	-	338	-
48	Received from other railways in Canada	" "	676	1 084	-	775	-
	Received from United States rail:						459
49	Destined to Canadian points	" "	45	55	-	-	24
50	Destined to United States points	" "	-	-	-	-	-
51	Total freight traffic carried(1)	" "	11 673	8 413	-	1 113	483
52	Unloaded from railway cars in Canada	" "	11 484	6 864	-	1 068	24
53	Delivered to other railways in Canada	" "	190	1 433	-	45	-
54	Delivered to United States rail connections	" "	-	116	-	-	459

See footnote(s) at end of table.

TABLEAU 2. Marchandises payantes transportées par chemin de fer au Canada, 1982

Class II - Classe II				Grand total all Railways Total général tous chemins de fer	Type de marchandise	No	
Toronto, Hamilton and Buffalo	Ontario Northland	Quebec North Shore and Labrador	All other Tous autres				
Demi-produits, non comestibles (charge complète):							
466. Tôles d'acier travaille:							
114	-	-	1	4,711	wagon	Nombre de wagons chargés	1
7 364	-	-	64	303 381	tonnes métriques	Chargées sur wagons au Canada	2
2 947	428	-	4 451	108 264	" "	En provenance d'autres chemins de fer au Canada	3
-	-	-	192	10 443	" "	En provenance des Etats-Unis:	
-	-	-	116	185	" "	A destination du Canada	4
-	-	-	-	-	" "	A destination des Etats-Unis	5
10 311	428	-	4 823	422 273	" "	Total du trafic marchandises transportées(1)	6
399	428	-	3 077	290 660	" "	Déchargées du wagon au Canada	7
9 911	-	-	1 746	115 079	" "	Remises aux autres chemins de fer au Canada	8
-	-	-	-	16 533	" "	Remises au réseau des Etats-Unis	9
468. Feuille et feillard d'acier:							
1,705	-	-	25	9,560	wagon	Nombre de wagons chargés	10
125 231	-	-	1 697	645 286	tonnes métriques	Chargées sur wagons au Canada	11
1 357	-	-	32 213	87 326	" "	En provenance d'autres chemins de fer au Canada	12
-	-	-	-	-	" "	En provenance des Etats-Unis:	
-	-	-	155	7 750	" "	A destination du Canada	13
-	-	-	-	13 216	" "	A destination des Etats-Unis	14
126 588	-	-	34 065	753 578	" "	Total du trafic marchandises transportées(1)	15
125 867	-	-	11 709	586 299	" "	Déchargées du wagon au Canada	16
721	-	-	22 078	79 891	" "	Remises aux autres chemins de fer au Canada	17
-	-	-	277	87 386	" "	Remises au réseau des Etats-Unis	18
470. Profiles de charpente et palplanches de fer et d'acier:							
2	2	87	8	3,698	wagon	Nombre de wagons chargés	19
94	47	1 258	263	204 014	tonnes métriques	Chargées sur wagons au Canada	20
1 899	100	-	2 497	98 756	" "	En provenance d'autres chemins de fer au Canada	21
-	-	-	-	-	" "	En provenance des Etats-Unis:	
-	-	-	178	11 403	" "	A destination du Canada	22
-	-	-	91	311	" "	A destination des Etats-Unis	23
1 993	147	1 258	3 029	314 484	" "	Total du trafic marchandises transportées(1)	24
587	147	1 236	1 362	193 177	" "	Déchargées du wagon au Canada	25
1 406	-	22	733	106 023	" "	Remises aux autres chemins de fer au Canada	26
-	-	-	933	15 285	" "	Remises au réseau des Etats-Unis	27
472. Rails et matériel de voie ferrée:							
37	-	14	3	1,223	wagon	Nombre de wagons chargés	28
2 243	-	220	139	74 108	tonnes métriques	Chargées sur wagons au Canada	29
3 070	965	-	3 542	61 198	" "	En provenance d'autres chemins de fer au Canada	30
-	-	-	-	-	" "	En provenance des Etats-Unis:	
-	-	-	5 572	18 155	" "	A destination du Canada	31
-	-	-	-	2 030	" "	A destination des Etats-Unis	32
5 313	965	220	9 253	155 491	" "	Total du trafic marchandises transportées(1)	33
122	965	220	956	69 951	" "	Déchargées du wagon au Canada	34
5 191	-	-	5 532	75 597	" "	Remises aux autres chemins de fer au Canada	35
-	-	-	2 765	9 943	" "	Remises au réseau des Etats-Unis	36
474. Tuyaux et tubes de fer et d'acier:							
2,441	1	6	42	8,378	wagon	Nombre de wagons chargés	37
121 024	11	160	1 598	427 339	tonnes métriques	Chargées sur wagons au Canada	38
1 647	6 558	-	8 548	191 996	" "	En provenance d'autres chemins de fer au Canada	39
-	-	-	-	-	" "	En provenance des Etats-Unis:	
-	-	-	461	20 595	" "	A destination du Canada	40
-	-	-	-	499	" "	A destination des Etats-Unis	41
122 671	6 569	160	10 607	640 429	" "	Total du trafic marchandises transportées(1)	42
1 100	6 569	160	5 941	432 883	" "	Déchargées du wagon au Canada	43
121 570	-	-	4 435	195 076	" "	Remises aux autres chemins de fer au Canada	44
-	-	-	231	12 471	" "	Remises au réseau des Etats-Unis	45
476. Fil de fer ou d'acier:							
7	-	1	41	471	wagon	Nombre de wagons chargés	46
346	-	15	1 786	20 711	tonnes métriques	Chargées sur wagons au Canada	47
-	-	-	887	3 881	" "	En provenance d'autres chemins de fer au Canada	48
-	-	-	-	-	" "	En provenance des Etats-Unis:	
-	-	-	55	179	" "	A destination du Canada	49
-	-	-	-	-	" "	A destination des Etats-Unis	50
346	-	15	2 728	24 771	" "	Total du trafic marchandises transportées(1)	51
-	-	15	145	19 600	" "	Déchargées du wagon au Canada	52
346	-	-	2 335	4 349	" "	Remises aux autres chemins de fer au Canada	53
-	-	-	249	824	" "	Remises au réseau des Etats-Unis	54

Voir note(s) à la fin du tableau.

TABLE 2. Revenue Freight Carried by Railways Within Canada, 1982

No.	Commodity		Class I - Classe I		Class II - Classe II			
			Canadian National Canadien National	Canadian Pacific Canadien Pacifique	Algoma Central	British Columbia Railway	Canada Southern (Consolidated Rail)	Chesapeake and Ohio
Fabricated materials, inedible (C.L.):								
478. Aluminum paste, powder, pigs, ingots and short:								
1	Number of railway cars loaded	carloads	-	-	-	-	-	-
2	Loaded onto railway cars in Canada	metric tonnes	-	-	-	-	-	-
3	Received from other railways in Canada	" "	-	-	-	-	-	-
4	Received from United States rail:							
5	Destined to Canadian points	" "	-	-	-	-	-	-
6	Destined to United States points	" "	-	-	-	-	-	-
6	Total freight traffic carried(1)	" "	-	-	-	-	-	-
7	Unloaded from railway cars in Canada	" "	-	-	-	-	-	-
8	Delivered to other railways in Canada	" "	-	-	-	-	-	-
9	Delivered to United States rail connections	" "	-	-	-	-	-	-
480. Aluminum and aluminum alloy fabricated material n.e.s.:								
10	Number of railway cars loaded	carloads	2 542	612	-	-	4	-
11	Loaded onto railway cars in Canada	metric tonnes	157 852	34 345	-	-	266	-
12	Received from other railways in Canada	" "	256 902	3 653	-	-	502	-
13	Received from United States rail:							
14	Destined to Canadian points	" "	875	2 571	-	-	903	11
15	Destined to United States points	" "	214	434	-	-	-	251
15	Total freight traffic carried(1)	" "	415 843	41 003	-	-	1 671	262
16	Unloaded from railway cars in Canada	" "	92 419	14 141	-	-	-	-
17	Delivered to other railways in Canada	" "	24 229	21 410	-	-	903	11
18	Delivered to United States rail connections	" "	299 194	5 452	-	-	767	251
482. Copper and alloys in primary forms:								
19	Number of railway cars loaded	carloads	4 375	81	-	-	-	-
20	Loaded onto railway cars in Canada	metric tonnes	245 454	4 212	-	-	-	-
21	Received from other railways in Canada	" "	52 916	14 894	-	-	1 334	-
22	Received from United States rail:							
23	Destined to Canadian points	" "	3 408	140	-	-	179	-
24	Destined to United States points	" "	-	-	-	-	-	-
24	Total freight traffic carried(1)	" "	301 778	19 246	-	-	1 513	-
25	Unloaded from railway cars in Canada	" "	277 351	17 387	-	-	-	-
26	Delivered to other railways in Canada	" "	58	1 225	-	-	179	-
27	Delivered to United States rail connections	" "	24 370	634	-	-	1 334	-
484. Copper and alloys, n.e.s.:								
28	Number of railway cars loaded	carloads	82	325	-	-	2	-
29	Loaded onto railway cars in Canada	metric tonnes	3 351	17 255	-	-	22	-
30	Received from other railways in Canada	" "	59	91	-	-	62	-
31	Received from United States rail:							
32	Destined to Canadian points	" "	-	-	-	-	112	-
33	Destined to United States points	" "	403	-	-	-	-	-
33	Total freight traffic carried(1)	" "	3 813	17 346	-	-	196	-
34	Unloaded from railway cars in Canada	" "	2 980	16 791	-	-	-	-
35	Delivered to other railways in Canada	" "	99	554	-	-	112	-
36	Delivered to United States rail connections	" "	734	-	-	-	83	-
486. Lead and alloys:								
37	Number of railway cars loaded	carloads	421	1 454	-	11	-	-
38	Loaded onto railway cars in Canada	metric tonnes	22 229	90 662	-	777	-	-
39	Received from other railways in Canada	" "	2 265	1 651	-	58	679	6 215
40	Received from United States rail:							
41	Destined to Canadian points	" "	200	1 981	-	-	137	2 028
42	Destined to United States points	" "	-	-	-	-	-	-
42	Total freight traffic carried(1)	" "	24 694	94 294	-	835	816	8 243
43	Unloaded from railway cars in Canada	" "	15 077	65 912	-	836	137	8 244
44	Delivered to other railways in Canada	" "	1 588	9 891	-	-	-	-
45	Delivered to United States rail connections	" "	8 028	18 492	-	-	679	-
488. Nickel and alloys:								
46	Number of railway cars loaded	carloads	186	82	-	-	-	-
47	Loaded onto railway cars in Canada	metric tonnes	10 610	4 391	-	-	-	-
48	Received from other railways in Canada	" "	907	781	-	-	-	-
49	Received from United States rail:							
50	Destined to Canadian points	" "	-	-	-	-	-	-
51	Destined to United States points	" "	-	-	-	-	-	-
51	Total freight traffic carried(1)	" "	11 517	5 172	-	-	-	-
52	Unloaded from railway cars in Canada	" "	9 180	622	-	-	-	-
53	Delivered to other railways in Canada	" "	180	2 161	-	-	-	-
54	Delivered to United States rail connections	" "	2 158	2 389	-	-	-	-

See footnote(s) at end of table.

TABLEAU 2. Marchandises payantes transportées par chemin de fer au Canada, 1982

Class II - Classe II				Grand total all Railways	Type de marchandise	No
Toronto, Hamilton and Buffalo	Ontario Northland	Quebec North Shore and Labrador	All other Tous autres	Total général tous chemins de fer		
					Demi-produits, non comestibles (charge complète):	
					478. Pâte, poudre, gueuses, lingots et grenaille d'aluminium:	
-	-	23	4 868	4 891	wagon	Nombre de wagons chargés
-	-	501	290 921	291 422	tonnes métriques	Chargées sur wagons au Canada
-	-	-	5 818	5 818	" "	En provenance d'autres chemins de fer au Canada
-	-	-	-	-	" "	En provenance des Etats-Unis:
-	-	-	-	-	" "	A destination du Canada
-	-	-	-	-	" "	A destination des Etats-Unis
-	-	501	296 739	297 240	" "	Total du trafic marchandises transportées(1)
-	-	438	200 233	200 671	" "	Déchargées du wagon au Canada
-	-	63	96 505	96 568	" "	Remises aux autres chemins de fer au Canada
-	-	-	-	-	" "	Remises au réseau des Etats-Unis
					480. Demi-produits à base d'aluminium et d'alliages d'aluminium, n.d.a.:	
-	-	-	181	3 339	wagon	Nombre de wagons chargés
-	-	-	11 893	204 356	tonnes métriques	Chargées sur wagons au Canada
1 812	-	-	244 099	506 968	" "	En provenance d'autres chemins de fer au Canada
-	-	-	-	-	" "	En provenance des Etats-Unis:
-	-	-	24 599	28 959	" "	A destination du Canada
-	-	-	-	899	" "	A destination des Etats-Unis
1 812	-	-	280 591	741 182	" "	Total du trafic marchandises transportées(1)
1 168	-	-	23 522	131 250	" "	Déchargées du wagon au Canada
643	-	-	1 684	48 880	" "	Remises aux autres chemins de fer au Canada
-	-	-	255 386	561 050	" "	Remises au réseau des Etats-Unis
					482. Cuivre et alliages de cuivre formes primaires:	
-	1,277	-	-	5,733	wagon	Nombre de wagons chargés
-	73 605	-	-	323 271	tonnes métriques	Chargées sur wagons au Canada
1 227	-	-	246	70 617	" "	En provenance d'autres chemins de fer au Canada
-	-	-	-	-	" "	En provenance des Etats-Unis:
-	-	-	104	3 831	" "	A destination du Canada
-	-	-	-	-	" "	A destination des Etats-Unis
1 227	73 605	-	350	397 719	" "	Total du trafic marchandises transportées(1)
-	5 671	-	86	300 495	" "	Déchargées du wagon au Canada
1 227	67 935	-	18	70 642	" "	Remises aux autres chemins de fer au Canada
-	-	-	246	26 584	" "	Remises au réseau des Etats-Unis
					484. Cuivre et alliages de cuivre, n.d.a.:	
1	2	-	3	415	wagon	Nombre de wagons chargés
62	91	-	125	20 906	tonnes métriques	Chargées sur wagons au Canada
113	-	-	2 258	2 583	" "	En provenance d'autres chemins de fer au Canada
-	-	-	-	-	" "	En provenance des Etats-Unis:
-	-	-	1 401	1 513	" "	A destination du Canada
-	-	-	-	403	" "	A destination des Etats-Unis
175	91	-	3 784	25 405	" "	Total du trafic marchandises transportées(1)
113	-	-	1 402	21 286	" "	Déchargées du wagon au Canada
62	91	-	621	1 539	" "	Remises aux autres chemins de fer au Canada
-	-	-	1 762	2 579	" "	Remises au réseau des Etats-Unis
					486. Plomb et alliages:	
-	-	-	-	1,886	wagon	Nombre de wagons chargés
-	-	-	-	113 668	tonnes métriques	Chargées sur wagons au Canada
680	182	-	68	11 798	" "	En provenance d'autres chemins de fer au Canada
-	-	-	-	-	" "	En provenance des Etats-Unis:
-	-	-	1 296	5 642	" "	A destination du Canada
-	-	-	-	-	" "	A destination des Etats-Unis
680	182	-	1 364	131 108	" "	Total du trafic marchandises transportées(1)
-	182	-	1 159	91 547	" "	Déchargées du wagon au Canada
680	-	-	137	12 296	" "	Remises aux autres chemins de fer au Canada
-	-	-	68	27 267	" "	Remises au réseau des Etats-Unis
					488. Nickel et alliages:	
8	-	-	3	279	wagon	Nombre de wagons chargés
484	-	-	92	15 577	tonnes métriques	Chargées sur wagons au Canada
2 071	-	-	304	4 063	" "	En provenance d'autres chemins de fer au Canada
-	-	-	-	-	" "	En provenance des Etats-Unis:
-	-	-	-	-	" "	A destination du Canada
-	-	-	-	-	" "	A destination des Etats-Unis
2 555	-	-	396	19 640	" "	Total du trafic marchandises transportées(1)
2 071	-	-	304	12 177	" "	Déchargées du wagon au Canada
484	-	-	55	2 880	" "	Remises aux autres chemins de fer au Canada
-	-	-	37	4 584	" "	Remises au réseau des Etats-Unis

Voir note(s) à la fin du tableau.

TABLE 2. Revenue Freight Carried by Railways Within Canada, 1982

No.	Commodity		Class I - Classe I		Class II - Classe II			
			Canadian National Canadien National	Canadian Pacific Canadien Pacifique	Algoma Central	British Columbia Railway	Canada Southern (Consolidated Rail)	Chesapeake and Ohio
Fabricated materials, inedible (C.L.):								
490. Tin and alloys:								
1	Number of railway cars loaded	carloads	-	2	-	-	-	-
2	Loaded onto railway cars in Canada	metric tonnes	-	79	-	-	-	-
3	Received from other railways in Canada	" "	51	-	-	-	-	-
Received from United States rail:								
4	Destined to Canadian points	" "	-	-	-	-	-	-
5	Destined to United States points	" "	-	-	-	-	-	-
6	Total freight traffic carried(1)	" "	51	79	-	-	-	-
7	Unloaded from railway cars in Canada	" "	51	28	-	-	-	-
8	Delivered to other railways in Canada	" "	-	51	-	-	-	-
9	Delivered to United States rail connections	" "	-	-	-	-	-	-
492. Zinc and alloys:								
10	Number of railway cars loaded	carloads	1 808	2 803	-	-	91	23
11	Loaded onto railway cars in Canada	metric tonnes	105 459	180 652	-	-	5 160	1 340
12	Received from other railways in Canada	" "	59 431	46 515	-	-	14 871	116
Received from United States rail:								
13	Destined to Canadian points	" "	802	-	-	-	-	-
14	Destined to United States points	" "	-	-	-	-	-	2 179
15	Total freight traffic carried(1)	" "	165 692	227 167	-	-	20 031	3 635
16	Unloaded from railway cars in Canada	" "	87 689	146 340	-	-	7 461	116
17	Delivered to other railways in Canada	" "	1 215	13 350	-	-	-	-
18	Delivered to United States rail connections	" "	76 789	67 477	-	-	12 571	3 519
494. Other non-ferrous base metal and alloys:								
19	Number of railway cars loaded	carloads	108	47	-	-	1	-
20	Loaded onto railway cars in Canada	metric tonnes	7 884	2 302	-	-	9	-
21	Received from other railways in Canada	" "	53	222	-	-	-	-
Received from United States rail:								
22	Destined to Canadian points	" "	2 039	-	-	-	-	-
23	Destined to United States points	" "	68	-	-	-	-	-
24	Total freight traffic carried(1)	" "	10 044	2 524	-	-	9	-
25	Unloaded from railway cars in Canada	" "	3 866	2 112	-	-	-	-
26	Delivered to other railways in Canada	" "	826	53	-	-	-	-
27	Delivered to United States rail connections	" "	5 352	360	-	-	9	-
496. Tanks:								
28	Number of railway cars loaded	carloads	366	70	-	14	2	7
29	Loaded onto railway cars in Canada	metric tonnes	13 110	1 802	-	238	89	210
30	Received from other railways in Canada	" "	21	904	-	161	-	-
Received from United States rail:								
31	Destined to Canadian points	" "	2 250	296	-	-	23	-
32	Destined to United States points	" "	-	-	-	-	-	-
33	Total freight traffic carried(1)	" "	15 381	3 002	-	399	112	210
34	Unloaded from railway cars in Canada	" "	14 758	2 886	-	399	-	-
35	Delivered to other railways in Canada	" "	560	115	-	-	112	210
36	Delivered to United States rail connections	" "	63	-	-	-	-	-
498. Bolts, nuts, nails, screws and basic hardware:								
37	Number of railway cars loaded	carloads	252	20	-	-	-	-
38	Loaded onto railway cars in Canada	metric tonnes	9 836	747	-	-	-	-
39	Received from other railways in Canada	" "	-	251	-	-	-	-
Received from United States rail:								
40	Destined to Canadian points	" "	112	14	-	-	-	-
41	Destined to United States points	" "	36	23	-	-	-	-
42	Total freight traffic carried(1)	" "	9 984	1 035	-	-	-	-
43	Unloaded from railway cars in Canada	" "	9 593	1 002	-	-	-	-
44	Delivered to other railways in Canada	" "	153	-	-	-	-	-
45	Delivered to United States rail connections	" "	239	32	-	-	-	-
500. Metal fabricated basic products, n.e.s.:								
46	Number of railway cars loaded	carloads	800	339	2	-	2	-
47	Loaded onto railway cars in Canada	metric tonnes	24 574	9 943	35	-	29	-
48	Received from other railways in Canada	" "	1 416	2 424	-	-	336	-
Received from United States rail:								
49	Destined to Canadian points	" "	3 202	574	-	-	257	-
50	Destined to United States points	" "	45	47	-	-	-	91
51	Total freight traffic carried(1)	" "	29 237	12 988	35	-	622	91
52	Unloaded from railway cars in Canada	" "	25 643	9 678	17	-	262	-
53	Delivered to other railways in Canada	" "	2 842	3 194	18	-	246	-
54	Delivered to United States rail connections	" "	752	116	-	-	113	91

See footnote(s) at end of table.

TABLEAU 2. Marchandises payantes transportées par chemin de fer au Canada, 1982

Class II - Classe II				Grand total all Railways Total général tous chemins de fer	Type de marchandise	No
Toronto, Hamilton and Buffalo	Ontario Northland	Quebec North Shore and Labrador	All other Tous autres			
					Demi-produits, non comestibles (charge complète):	
					490. Etain et alliages:	
				2	wagon	Nombre de wagons chargés
				79	tonnes métriques	Chargées sur wagons au Canada
				51	" "	En provenance d'autres chemins de fer au Canada
					" "	En provenance des Etats-Unis:
					" "	A destination du Canada
					" "	A destination des Etats-Unis
				130	" "	Total du trafic marchandises transportées(1)
				79	" "	Déchargées du wagon au Canada
				51	" "	Remises aux autres chemins de fer au Canada
					" "	Remises au réseau des Etats-Unis
						492. Zinc et alliages:
						Nombre de wagons chargés
	1,729		140	6,594	wagon	Chargées sur wagons au Canada
	101 557		8 894	403 062	tonnes métriques	En provenance d'autres chemins de fer au Canada
8 906			1 603	131 442	" "	En provenance des Etats-Unis:
				802	" "	A destination du Canada
			55	2 234	" "	A destination des Etats-Unis
8 906	101 557		10 552	537 540	" "	Total du trafic marchandises transportées(1)
175			832	242 613	" "	Déchargées du wagon au Canada
8 731	101 557			124 853	" "	Remises aux autres chemins de fer au Canada
			9 720	170 076	" "	Remises au réseau des Etats-Unis
						494. Autres alliages et métaux communs non ferreux:
						Nombre de wagons chargés
			1	157	wagon	Chargées sur wagons au Canada
			11	10 206	tonnes métriques	En provenance d'autres chemins de fer au Canada
			165	440	" "	En provenance des Etats-Unis:
			200	2 239	" "	A destination du Canada
				68	" "	A destination des Etats-Unis
			376	12 953	" "	Total du trafic marchandises transportées(1)
			165	6 143	" "	Déchargées du wagon au Canada
			200	1 079	" "	Remises aux autres chemins de fer au Canada
			11	5 732	" "	Remises au réseau des Etats-Unis
						496. Réservoirs:
						Nombre de wagons chargés
			8	467	wagon	Chargées sur wagons au Canada
			120	15 569	tonnes métriques	En provenance d'autres chemins de fer au Canada
107	41		204	1 438	" "	En provenance des Etats-Unis:
			297	2 866	" "	A destination du Canada
					" "	A destination des Etats-Unis
107	41		621	19 873	" "	Total du trafic marchandises transportées(1)
	41		273	18 357	" "	Déchargées du wagon au Canada
107			349	1 453	" "	Remises aux autres chemins de fer au Canada
				63	" "	Remises au réseau des Etats-Unis
						498. Boulons, écrous, clous, vis et autres articles de base de quincaillerie:
						Nombre de wagons chargés
				272	wagon	Chargées sur wagons au Canada
				10 583	tonnes métriques	En provenance d'autres chemins de fer au Canada
				251	" "	En provenance des Etats-Unis:
					" "	A destination du Canada
			610	736	" "	A destination des Etats-Unis
			610	11 629	" "	Total du trafic marchandises transportées(1)
			103	10 698	" "	Déchargées du wagon au Canada
			507	660	" "	Remises aux autres chemins de fer au Canada
				271	" "	Remises au réseau des Etats-Unis
						500. Demi-produits de base en métal, n.d.a.:
						Nombre de wagons chargés
			6	1,267	wagon	Chargées sur wagons au Canada
2 320	579		133	37 613	tonnes métriques	En provenance d'autres chemins de fer au Canada
246	138		3 124	7 684	" "	En provenance des Etats-Unis:
			226	4 259	" "	A destination du Canada
				183	" "	A destination des Etats-Unis
2 566	717		3 483	49 739	" "	Total du trafic marchandises transportées(1)
258	717		1 253	37 828	" "	Déchargées du wagon au Canada
2 308			1 829	10 437	" "	Remises aux autres chemins de fer au Canada
			401	1 473	" "	Remises au réseau des Etats-Unis

Voir note(s) à la fin du tableau.

TABLE 2. Revenue Freight Carried by Railways Within Canada, 1982

No.	Commodity		Class I - Classe I		Class II - Classe II			
			Canadian National Canadien National	Canadian Pacific Canadien Pacifique	Algoma Central	British Columbia Railway	Canada Southern (Consolidated Rail)	Chesapeake and Ohio
Fabricated materials, inedible (C.L.):								
502. Natural stone basic products, chiefly structural:								
1	Number of railway cars loaded	carloads	171	1 245	-	-	-	-
2	Loaded onto railway cars in Canada	metric tonnes	12 056	107 513	-	-	-	-
3	Received from other railways in Canada	" "	-	-	-	-	-	-
4	Received from United States rail:							
	Destined to Canadian points	" "	10 331	25 899	-	-	-	-
5	Destined to United States points	" "	-	-	-	-	-	-
6	Total freight traffic carried(1)	" "	22 387	133 412	-	-	-	-
7	Unloaded from railway cars in Canada	" "	20 921	128 152	-	-	-	-
8	Delivered to other railways in Canada	" "	1 401	-	-	-	-	-
9	Delivered to United States rail connections	" "	65	5 261	-	-	-	-
504. Bricks and tiles, clay:								
10	Number of railway cars loaded	carloads	146	147	-	-	-	-
11	Loaded onto railway cars in Canada	metric tonnes	4 806	9 847	-	45	-	-
12	Received from other railways in Canada	" "	-	-	-	-	-	-
13	Received from United States rail:							
	Destined to Canadian points	" "	1 426	1 704	-	-	-	-
14	Destined to United States points	" "	324	154	-	-	-	948
15	Total freight traffic carried(1)	" "	6 556	11 705	-	45	-	948
16	Unloaded from railway cars in Canada	" "	6 220	11 001	-	45	-	-
17	Delivered to other railways in Canada	" "	13	550	-	-	-	-
18	Delivered to United States rail connections	" "	324	154	-	-	-	948
506. Fire brick and similar shapes:								
19	Number of railway cars loaded	carloads	134	276	-	-	-	-
20	Loaded onto railway cars in Canada	metric tonnes	6 270	12 782	-	-	-	-
21	Received from other railways in Canada	" "	1 042	1 613	505	-	204	-
22	Received from United States rail:							
	Destined to Canadian points	" "	16 519	7 066	-	-	1 393	199
23	Destined to United States points	" "	-	32	-	-	-	-
24	Total freight traffic carried(1)	" "	23 831	21 493	505	-	1 597	199
25	Unloaded from railway cars in Canada	" "	21 100	13 571	505	-	-	199
26	Delivered to other railways in Canada	" "	2 443	1 736	-	-	1 393	-
27	Delivered to United States rail connections	" "	288	6 185	-	-	204	-
508. Dolomite and magnesite, calcined:								
28	Number of railway cars loaded	carloads	106	13	-	-	16	-
29	Loaded onto railway cars in Canada	metric tonnes	7 023	1 067	-	-	1 407	-
30	Received from other railways in Canada	" "	231	4 643	-	-	-	-
31	Received from United States rail:							
	Destined to Canadian points	" "	11 599	9 084	-	-	1 227	2 928
32	Destined to United States points	" "	-	-	-	-	-	2 245
33	Total freight traffic carried(1)	" "	18 853	14 794	-	-	2 634	5 173
34	Unloaded from railway cars in Canada	" "	18 853	10 008	-	-	-	-
35	Delivered to other railways in Canada	" "	-	3 097	-	-	1 227	2 928
36	Delivered to United States rail connections	" "	-	1 688	-	-	1 407	2 245
510. Refractories, n.e.s.:								
37	Number of railway cars loaded	carloads	120	95	-	-	-	-
38	Loaded onto railway cars in Canada	metric tonnes	5 474	4 331	-	-	-	-
39	Received from other railways in Canada	" "	279	1 150	-	59	85	-
40	Received from United States rail:							
	Destined to Canadian points	" "	1 952	2 632	-	-	161	-
41	Destined to United States points	" "	-	339	-	-	-	-
42	Total freight traffic carried(1)	" "	7 705	8 452	-	59	246	-
43	Unloaded from railway cars in Canada	" "	5 522	5 607	-	59	-	-
44	Delivered to other railways in Canada	" "	2 150	1 634	-	-	161	-
45	Delivered to United States rail connections	" "	34	1 211	-	-	85	-
512. Glass basic products:								
46	Number of railway cars loaded	carloads	633	219	-	32	108	-
47	Loaded onto railway cars in Canada	metric tonnes	29 790	10 949	-	503	2 619	-
48	Received from other railways in Canada	" "	45	752	-	-	-	1 410
49	Received from United States rail:							
	Destined to Canadian points	" "	14 799	7 844	-	-	7 255	-
50	Destined to United States points	" "	-	-	-	-	-	2 122
51	Total freight traffic carried(1)	" "	44 634	19 545	-	503	9 874	3 532
52	Unloaded from railway cars in Canada	" "	26 749	15 063	-	503	7 213	-
53	Delivered to other railways in Canada	" "	1 260	4 481	-	-	42	-
54	Delivered to United States rail connections	" "	16 625	1	-	-	2 619	3 532

See footnote(s) at end of table.

TABLEAU 2. Marchandises payantes transportées par chemin de fer au Canada, 1982

Class II - Classe II				Grand total all Railways Total général tous chemins de fer	Type de marchandise	No
Toronto, Hamilton and Buffalo	Ontario Northland	Quebec North Shore and Labrador	All other Tous autres			
					Demi-produits, non comestibles (charge complète):	
					502. Produits de base en pierre naturelle, surtout de construction:	
				1 416	wagon	Nombre de wagons chargés
				119 569	tonnes métriques	Chargées sur wagons au Canada
			2 096	2 096	" "	En provenance d'autres chemins de fer au Canada
					" "	En provenance des Etats-Unis
			4 127	40 357	" "	A destination du Canada
					" "	A destination des Etats-Unis
			6 223	162 022	" "	Total du trafic marchandises transportées(1)
			2 810	151 883	" "	Déchargées du wagon au Canada
			3 413	4 814	" "	Remises aux autres chemins de fer au Canada
				5 326	" "	Remises au réseau des Etats-Unis
					" "	504. Briques et tuiles d'argile:
				295	wagon	Nombre de wagons chargés
				14 698	tonnes métriques	Chargées sur wagons au Canada
			492	492	" "	En provenance d'autres chemins de fer au Canada
					" "	En provenance des Etats-Unis
			898	4 028	" "	A destination du Canada
				1 426	" "	A destination des Etats-Unis
			1 390	20 644	" "	Total du trafic marchandises transportées(1)
			1 231	18 497	" "	Déchargées du wagon au Canada
			159	722	" "	Remises aux autres chemins de fer au Canada
				1 426	" "	Remises au réseau des Etats-Unis
					" "	506. Briques réfractaires et formes similaires:
15		17		442	wagon	Nombre de wagons chargés
711		489		20 252	tonnes métriques	Chargées sur wagons au Canada
1 477	44		1 795	6 680	" "	En provenance d'autres chemins de fer au Canada
					" "	En provenance des Etats-Unis
			1 526	26 703	" "	A destination du Canada
				32	" "	A destination des Etats-Unis
2 188	44	489	3 321	53 667	" "	Total du trafic marchandises transportées(1)
914	44	448	1 204	37 985	" "	Déchargées du wagon au Canada
1 274		41	2 009	8 896	" "	Remises aux autres chemins de fer au Canada
			109	6 786	" "	Remises au réseau des Etats-Unis
					" "	508. Dolomite et magnésite calcinées:
18				153	wagon	Nombre de wagons chargés
1 426				10 923	tonnes métriques	Chargées sur wagons au Canada
4 962			147	9 983	" "	En provenance d'autres chemins de fer au Canada
					" "	En provenance des Etats-Unis
			881	25 719	" "	A destination du Canada
				2 245	" "	A destination des Etats-Unis
6 388			1 028	48 870	" "	Total du trafic marchandises transportées(1)
4 962			224	34 047	" "	Déchargées du wagon au Canada
1 426			764	9 442	" "	Remises aux autres chemins de fer au Canada
			40	5 380	" "	Remises au réseau des Etats-Unis
					" "	510. Matière réfractaires, n.d.a.:
14				229	wagon	Nombre de wagons chargés
455				10 260	tonnes métriques	Chargées sur wagons au Canada
60			2 347	3 980	" "	En provenance d'autres chemins de fer au Canada
					" "	En provenance des Etats-Unis
			503	5 248	" "	A destination du Canada
				339	" "	A destination des Etats-Unis
515			2 850	19 627	" "	Total du trafic marchandises transportées(1)
60			734	11 982	" "	Déchargées du wagon au Canada
455			852	5 252	" "	Remises aux autres chemins de fer au Canada
			1 263	2 593	" "	Remises au réseau des Etats-Unis
					" "	512. Produits de base en verre:
2				994	wagon	Nombre de wagons chargés
115				43 976	tonnes métriques	Chargées sur wagons au Canada
			6 091	8 298	" "	En provenance d'autres chemins de fer au Canada
					" "	En provenance des Etats-Unis
			8 432	38 330	" "	A destination du Canada
				2 122	" "	A destination des Etats-Unis
115			14 523	92 726	" "	Total du trafic marchandises transportées(1)
			4 815	54 343	" "	Déchargées du wagon au Canada
			9 708	15 606	" "	Remises aux autres chemins de fer au Canada
				22 777	" "	Remises au réseau des Etats-Unis

Voir note(s) à la fin du tableau.

TABLE 2. Revenue Freight Carried by Railways Within Canada, 1982

No	Commodity		Class I - Classe I		Class II - Classe II			
			Canadian National Canadien National	Canadian Pacific Canadien Pacifique	Algoma Central	British Columbia Railway	Canada Southern (Consolidated Rail)	Chesapeake and Ohio
Fabricated materials, inedible (C.L.):								
514. Asbestos and asbestos-cement basic products:								
1	Number of railway cars loaded	carloads	687	41	-	-	-	-
2	Loaded onto railway cars in Canada	metric tonnes	20 330	2 317	-	-	-	-
3	Received from other railways in Canada	" "	-	149	-	-	2 661	-
4	Received from United States rail	" "	-	-	-	-	-	-
5	Destined to Canadian points	" "	-	-	-	-	-	-
6	Destined to United States points	" "	-	-	-	-	-	559
6	Total freight traffic carried(1)	" "	20 330	2 466	-	-	2 661	559
7	Unloaded from railway cars in Canada	" "	7 181	1 279	-	-	-	-
8	Delivered to other railways in Canada	" "	927	62	-	-	-	-
9	Delivered to United States rail connections	" "	12 222	1 125	-	-	2 661	559
516. Portland cement, standard:								
10	Number of railway cars loaded	carloads	8 267	6 208	-	300	-	-
11	Loaded onto railway cars in Canada	metric tonnes	695 685	555 163	-	21 254	-	-
12	Received from other railways in Canada	" "	449	18 702	-	21 122	26 560	-
13	Received from United States rail	" "	-	-	-	-	-	-
14	Destined to Canadian points	" "	1 312	4 775	-	-	-	-
15	Destined to United States points	" "	-	-	-	-	-	-
15	Total freight traffic carried(1)	" "	697 446	578 640	-	42 376	26 560	-
16	Unloaded from railway cars in Canada	" "	570 317	339 840	-	42 376	-	-
17	Delivered to other railways in Canada	" "	51 635	77 650	-	-	-	-
18	Delivered to United States rail connections	" "	75 493	161 148	-	-	26 560	-
518. Concrete pipe:								
19	Number of railway cars loaded	carloads	90	8	-	1	-	-
20	Loaded onto railway cars in Canada	metric tonnes	3 573	272	-	18	-	-
21	Received from other railways in Canada	" "	12	308	-	-	-	-
22	Received from United States rail	" "	-	-	-	-	-	-
23	Destined to Canadian points	" "	-	-	-	-	-	-
24	Destined to United States points	" "	-	-	-	-	-	-
24	Total freight traffic carried(1)	" "	3 585	580	-	18	-	-
25	Unloaded from railway cars in Canada	" "	1 616	509	-	18	-	-
26	Delivered to other railways in Canada	" "	1 969	71	-	-	-	-
27	Delivered to United States rail connections	" "	-	-	-	-	-	-
520. Cement and concrete basic products, n.e.s.:								
28	Number of railway cars loaded	carloads	409	1 622	-	45	-	-
29	Loaded onto railway cars in Canada	metric tonnes	28 507	138 476	-	985	-	-
30	Received from other railways in Canada	" "	372	718	-	-	-	-
31	Received from United States rail	" "	-	-	-	-	-	-
32	Destined to Canadian points	" "	80	-	-	-	-	-
33	Destined to United States points	" "	108	-	-	-	-	-
33	Total freight traffic carried(1)	" "	29 067	139 194	-	985	-	-
34	Unloaded from railway cars in Canada	" "	27 764	138 826	-	985	-	-
35	Delivered to other railways in Canada	" "	156	368	-	-	-	-
36	Delivered to United States rail connections	" "	1 147	-	-	-	-	-
522. Plaster:								
37	Number of railway cars loaded	carloads	16	1	-	-	-	-
38	Loaded onto railway cars in Canada	metric tonnes	1 062	16	-	-	-	-
39	Received from other railways in Canada	" "	-	-	-	-	-	-
40	Received from United States rail	" "	-	-	-	-	-	-
41	Destined to Canadian points	" "	6 918	2 546	-	-	-	-
42	Destined to United States points	" "	1 730	755	-	-	-	-
42	Total freight traffic carried(1)	" "	9 710	3 317	-	-	-	-
43	Unloaded from railway cars in Canada	" "	7 876	2 562	-	-	-	-
44	Delivered to other railways in Canada	" "	45	-	-	-	-	-
45	Delivered to United States rail connections	" "	1 789	755	-	-	-	-
524. Gypsum wallboard and sheathing:								
46	Number of railway cars loaded	carloads	139	-	-	24	-	-
47	Loaded onto railway cars in Canada	metric tonnes	7 076	-	-	607	-	-
48	Received from other railways in Canada	" "	1 061	168	-	83	-	-
49	Received from United States rail	" "	-	-	-	-	-	-
50	Destined to Canadian points	" "	-	93	-	-	450	3 771
51	Destined to United States points	" "	-	-	-	-	-	-
51	Total freight traffic carried(1)	" "	8 137	261	-	690	450	3 771
52	Unloaded from railway cars in Canada	" "	7 992	261	-	655	450	3 771
53	Delivered to other railways in Canada	" "	145	-	-	34	-	-
54	Delivered to United States rail connections	" "	-	-	-	-	-	-

See footnote(s) at end of table.

TABLEAU 2. Marchandises payantes transportées par chemin de fer au Canada, 1982

Class II - Classe II				Grand total all Railways Total général tous chemins de fer	Type de marchandise	No
Toronto, Hamilton and Buffalo	Ontario Northland	Quebec North Shore and Labrador	All other Tous autres			
					Demi-produits, non comestibles (charge complète):	
					514. Produits de base en amiante et en fibrociment:	
				728	wagon	Nombre de wagons chargés
				22 647	tonnes métriques	Chargées sur wagons au Canada
			24 466	27 276	" "	En provenance d'autres chemins de fer au Canada
					" "	En provenance des Etats-Unis:
					" "	A destination du Canada
				559	" "	A destination des Etats-Unis
			24 466	50 482	" "	Total du trafic marchandises transportées(1)
				497	" "	Déchargées du wagon au Canada
				989	" "	Remises aux autres chemins de fer au Canada
			23 969	40 536	" "	Remises au réseau des Etats-Unis
					" "	516. Ciment portland ordinaire:
					wagon	Nombre de wagons chargés
				15,109	tonnes métriques	Chargées sur wagons au Canada
			295	1 301 202	" "	En provenance d'autres chemins de fer au Canada
			27 274	137 895	" "	En provenance des Etats-Unis:
					" "	A destination du Canada
			41 131	47 218	" "	A destination des Etats-Unis
					" "	Total du trafic marchandises transportées(1)
			89 981	1 486 315	" "	Déchargées du wagon au Canada
				1 044 705	" "	Remises aux autres chemins de fer au Canada
			40 860	130 592	" "	Remises au réseau des Etats-Unis
			1 307	311 015	" "	
			47 814		" "	
					" "	518. Tuyau en béton:
					wagon	Nombre de wagons chargés
				99	tonnes métriques	Chargées sur wagons au Canada
				3 863	" "	En provenance d'autres chemins de fer au Canada
			1 080	1 400	" "	En provenance des Etats-Unis:
					" "	A destination du Canada
					" "	A destination des Etats-Unis
			1 080	5 263	" "	Total du trafic marchandises transportées(1)
					" "	Déchargées du wagon au Canada
				3 223	" "	Remises aux autres chemins de fer au Canada
				2 040	" "	Remises au réseau des Etats-Unis
					" "	
					" "	520. Produits de base en ciment et en béton, n.d.a.:
					wagon	Nombre de wagons chargés
				2,101	tonnes métriques	Chargées sur wagons au Canada
				168 800	" "	En provenance d'autres chemins de fer au Canada
			1 531	2 621	" "	En provenance des Etats-Unis:
					" "	A destination du Canada
			185	265	" "	A destination des Etats-Unis
				108	" "	
			1 716	171 794	" "	Total du trafic marchandises transportées(1)
					" "	Déchargées du wagon au Canada
				168 275	" "	Remises aux autres chemins de fer au Canada
			452	1 370	" "	Remises au réseau des Etats-Unis
			262	2 149	" "	
			1 002		" "	
					" "	522. Plâtre:
					wagon	Nombre de wagons chargés
				17	tonnes métriques	Chargées sur wagons au Canada
				1 078	" "	En provenance d'autres chemins de fer au Canada
			161	161	" "	En provenance des Etats-Unis:
					" "	A destination du Canada
				9 464	" "	A destination des Etats-Unis
				2 485	" "	
			161	13 188	" "	Total du trafic marchandises transportées(1)
					" "	Déchargées du wagon au Canada
				10 553	" "	Remises aux autres chemins de fer au Canada
			115	90	" "	Remises au réseau des Etats-Unis
			45	2 544	" "	
					" "	
					" "	524 Panneaux et revêtements de gypse:
					wagon	Nombre de wagons chargés
				187	tonnes métriques	Chargées sur wagons au Canada
			24	9 105	" "	En provenance d'autres chemins de fer au Canada
			1 422	1 770	" "	En provenance des Etats-Unis:
					" "	A destination du Canada
			84	4 398	" "	A destination des Etats-Unis
					" "	
			1 506	15 273	" "	Total du trafic marchandises transportées(1)
					" "	Déchargées du wagon au Canada
				13 158	" "	Remises aux autres chemins de fer au Canada
			29	90	" "	Remises au réseau des Etats-Unis
			1 477	2 114	" "	
					" "	

Voir note(s) à la fin du tableau.

TABLE 2. Revenue Freight Carried by Railways Within Canada, 1982

No	Commodity		Class I - Classe I		Class II - Classe II			
			Canadian National Canadien National	Canadian Pacific Canadien Pacifique	Algoma Central	British Columbia Railway	Canada Southern (Consolidated Rail)	Chesapeake and Ohio
Fabricated materials, inedible (C.L.):								
526. Gypsum basic products, n.e.s.:								
1	Number of railway cars loaded	carloads	-	-	-	-	-	-
2	Loaded onto railway cars in Canada	metric tonnes	-	-	-	-	-	-
3	Received from other railways in Canada	" "	-	27	-	-	-	-
4	Received from United States rail:							
5	Destined to Canadian points	" "	5 299	998	-	-	100	-
6	Destined to United States points	" "	-	89	-	-	-	-
6	Total freight traffic carried(1)	" "	5 299	1 114	-	-	100	-
7	Unloaded from railway cars in Canada	" "	5 299	1 025	-	-	-	-
8	Delivered to other railways in Canada	" "	-	-	-	-	100	-
9	Delivered to United States rail connections	" "	-	89	-	-	-	-
528. Lime, hydrated and quick:								
10	Number of railway cars loaded	carloads	2 114	711	-	6	-	-
11	Loaded onto railway cars in Canada	metric tonnes	134 030	47 963	-	495	-	-
12	Received from other railways in Canada	" "	12 069	1 130	4 323	4 040	1 693	-
13	Received from United States rail:							
14	Destined to Canadian points	" "	1 391	752	-	-	228	-
15	Destined to United States points	" "	-	23	-	-	-	-
15	Total freight traffic carried(1)	" "	147 490	49 868	4 323	4 535	1 921	-
16	Unloaded from railway cars in Canada	" "	103 572	22 002	-	4 535	77	-
17	Delivered to other railways in Canada	" "	38 777	20 795	4 323	-	151	-
18	Delivered to United States rail connections	" "	5 141	7 071	-	-	1 693	-
530. Non-metallic mineral basic products, n.e.s.:								
19	Number of railway cars loaded	carloads	2 024	1 840	-	-	609	114
20	Loaded onto railway cars in Canada	metric tonnes	39 364	125 238	-	-	45 848	1 060
21	Received from other railways in Canada	" "	5 107	3 261	-	-	41 739	15
22	Received from United States rail:							
23	Destined to Canadian points	" "	13 768	1 324	-	-	185	-
24	Destined to United States points	" "	164	323	-	-	-	90
24	Total freight traffic carried(1)	" "	58 403	130 148	-	-	87 772	1 165
25	Unloaded from railway cars in Canada	" "	51 271	16 563	-	-	3 114	-
26	Delivered to other railways in Canada	" "	1 590	36 119	-	-	53	1 074
27	Delivered to United States rail connections	" "	5 541	77 464	-	-	84 605	90
532. Bituminous pressed or molded fabricated materials:								
28	Number of railway cars loaded	carloads	-	1	-	23	-	-
29	Loaded onto railway cars in Canada	metric tonnes	-	14	-	331	-	-
30	Received from other railways in Canada	" "	-	14	-	250	-	-
31	Received from United States rail:							
32	Destined to Canadian points	" "	-	-	-	-	-	-
33	Destined to United States points	" "	-	-	-	-	-	-
33	Total freight traffic carried(1)	" "	-	28	-	581	-	-
34	Unloaded from railway cars in Canada	" "	-	27	-	582	-	-
35	Delivered to other railways in Canada	" "	-	-	-	-	-	-
36	Delivered to United States rail connections	" "	-	-	-	-	-	-
534. Miscellaneous fabricated materials:								
37	Number of railway cars loaded	carloads	341	226	-	28	-	-
38	Loaded onto railway cars in Canada	metric tonnes	10 378	6 905	-	456	-	-
39	Received from other railways in Canada	" "	585	871	-	57	-	-
40	Received from United States rail:							
41	Destined to Canadian points	" "	139	11	-	-	209	-
42	Destined to United States points	" "	1 255	-	-	-	-	-
42	Total freight traffic carried(1)	" "	12 357	7 787	-	513	209	-
43	Unloaded from railway cars in Canada	" "	9 777	6 360	-	513	209	-
44	Delivered to other railways in Canada	" "	1 325	1 427	-	-	-	-
45	Delivered to United States rail connections	" "	1 255	-	-	-	-	-
994. Total:								
46	Number of railway cars loaded	carloads	371 599	263 088	8 095	73 643	1 501	17 001
47	Loaded onto railway cars in Canada	metric tonnes	22 873 182	18 111 259	471 570	4 062 703	84 494	1 128 172
48	Received from other railways in Canada	" "	3 237 762	2 587 464	270 565	150 204	788 722	160 377
49	Received from United States rail:							
50	Destined to Canadian points	" "	1 158 630	676 782	-	2 687	127 741	147 673
51	Destined to United States points	" "	585 992	795 992	-	-	-	275 395
51	Total freight traffic carried(1)	" "	27 855 566	22 171 497	742 135	4 215 594	1 000 957	1 711 617
52	Unloaded from railway cars in Canada	" "	16 367 977	11 737 288	145 099	1 892 673	195 487	298 893
53	Delivered to other railways in Canada	" "	1 838 035	2 217 546	597 036	2 221 600	76 031	562 367
54	Delivered to United States rail connections	" "	9 649 554	8 216 662	-	101 322	729 438	850 357

See footnote(s) at end of table

TABLEAU 2. Marchandises payantes transportées par chemin de fer au Canada, 1982

Class II - Classe II				Grand total all Railways	Type de marchandise	No
Toronto, Hamilton and Buffalo	Ontario Northland	Quebec North Shore and Labrador	All other Tous autres	Total général tous chemins de fer		
					Demi-produits, non comestibles (charge complète):	
					526. Produits de base en gypse, n.d.a.:	
-	-	-	-	-	wagon	Nombre de wagons chargés
-	-	-	-	-	tonnes métriques	Chargées sur wagons au Canada
100	-	-	319	446	" "	En provenance d'autres chemins de fer au Canada
-	-	-	-	-	" "	En provenance des Etats-Unis:
-	-	-	534	6 931	" "	A destination du Canada
-	-	-	-	89	" "	A destination des Etats-Unis
100	-	-	853	7 466	" "	Total du trafic marchandises transportées(1)
73	-	-	432	6 829	" "	Déchargées du wagon au Canada
27	-	-	422	549	" "	Remises aux autres chemins de fer au Canada
-	-	-	-	89	" "	Remises au réseau des Etats-Unis
					528. Chaux hydratée et vive:	
-	-	-	-	2,831	wagon	Nombre de wagons chargés
-	-	-	-	182 488	tonnes métriques	Chargées sur wagons au Canada
2 398	11 826	-	231	37 710	" "	En provenance d'autres chemins de fer au Canada
-	-	-	-	-	" "	En provenance des Etats-Unis:
-	-	-	1 085	3 456	" "	A destination du Canada
-	-	-	914	937	" "	A destination des Etats-Unis
2 398	11 828	-	2 230	224 591	" "	Total du trafic marchandises transportées(1)
-	8 379	-	865	139 430	" "	Déchargées du wagon au Canada
2 398	3 447	-	451	70 342	" "	Remises aux autres chemins de fer au Canada
-	-	-	914	14 819	" "	Remises au réseau des Etats-Unis
					530. Produits minéraux non métalliques de base, n.d.a.:	
40	4	-	760	5,391	wagon	Nombre de wagons chargés
2 412	36	-	63 667	277 625	tonnes métriques	Chargées sur wagons au Canada
34 583	-	-	1 651	86 356	" "	En provenance d'autres chemins de fer au Canada
-	-	-	-	-	" "	En provenance des Etats-Unis:
-	-	-	5 807	21 084	" "	A destination du Canada
-	-	-	45	622	" "	A destination des Etats-Unis
36 995	36	-	71 170	385 687	" "	Total du trafic marchandises transportées(1)
65	36	-	6 025	77 074	" "	Déchargées du wagon au Canada
36 930	-	-	2 162	77 928	" "	Remises aux autres chemins de fer au Canada
-	-	-	62 980	230 680	" "	Remises au réseau des Etats-Unis
					532. Demi-produits bitumineux pressés ou moulés:	
-	-	-	-	24	wagon	Nombre de wagons chargés
-	-	-	-	345	tonnes métriques	Chargées sur wagons au Canada
-	-	-	-	264	" "	En provenance d'autres chemins de fer au Canada
-	-	-	-	-	" "	En provenance des Etats-Unis:
-	-	-	-	-	" "	A destination du Canada
-	-	-	-	-	" "	A destination des Etats-Unis
-	-	-	-	609	" "	Total du trafic marchandises transportées(1)
-	-	-	-	609	" "	Déchargées du wagon au Canada
-	-	-	-	-	" "	Remises aux autres chemins de fer au Canada
-	-	-	-	-	" "	Remises au réseau des Etats-Unis
					534. Demi-produits divers:	
-	-	-	-	595	wagon	Nombre de wagons chargés
-	-	-	-	17 739	tonnes métriques	Chargées sur wagons au Canada
-	-	-	1 731	3 244	" "	En provenance d'autres chemins de fer au Canada
-	-	-	-	-	" "	En provenance des Etats-Unis:
-	-	-	345	704	" "	A destination du Canada
-	-	-	-	1 255	" "	A destination des Etats-Unis
-	-	-	2 076	22 942	" "	Total du trafic marchandises transportées(1)
-	-	-	587	17 446	" "	Déchargées du wagon au Canada
-	-	-	1 490	4 242	" "	Remises aux autres chemins de fer au Canada
-	-	-	-	1 255	" "	Remises au réseau des Etats-Unis
					994. Total:	
6,066	9,745	4,397	40,536	795,671	wagon	Nombre de wagons chargés
371 745	662 864	298 194	2 169 905	50 234 088	tonnes métriques	Chargées sur wagons au Canada
838 825	752 062	15 810	1 878 948	10 678 739	" "	En provenance d'autres chemins de fer au Canada
-	-	-	673 733	2 787 246	" "	En provenance des Etats-Unis:
-	-	-	281 405	1 938 784	" "	A destination du Canada
1 210 570	1 414 926	314 004	5 001 991	65 638 857	" "	Total du trafic marchandises transportées(1)
509 874	357 576	290 662	1 490 773	33 286 302	" "	Déchargées du wagon au Canada
700 696	1 057 349	23 342	1 031 624	10 325 626	" "	Remises aux autres chemins de fer au Canada
-	-	-	2 479 595	22 026 928	" "	Remises au réseau des Etats-Unis

Voir note(s) à la fin du tableau.

TABLE 2. Revenue Freight Carried by Railways Within Canada, 1982

No	Commodity		Class I - Classe I		Class II - Classe II			
			Canadian National	Canadian Pacific	Algoma Central	British Columbia Railway	Canada Southern (Consolidated Rail)	Chesapeake and Ohio
			Canadian National	Canadian Pacific				
Section V:								
End-products, inedible (C.L.):								
536. Power boilers:								
1	Number of railway cars loaded	carloads	600	104	-	-	-	-
2	Loaded onto railway cars in Canada	metric tonnes	20 100	4 244	-	-	-	-
3	Received from other railways in Canada	" "	108	1 507	-	-	660	286
Received from United States rail:								
4	Destined to Canadian points	" "	1 783	1 077	-	-	-	89
5	Destined to United States points	" "	-	550	-	-	-	-
6	Total freight traffic carried(1)	" "	21 991	7 378	-	-	660	375
7	Unloaded from railway cars in Canada	" "	18 525	5 462	-	-	-	218
8	Delivered to other railways in Canada	" "	1 421	1 258	-	-	-	-
9	Delivered to United States rail connections	" "	2 045	657	-	-	660	157
538. Engines and turbines, general purpose:								
10	Number of railway cars loaded	carloads	93	33	-	1	-	-
11	Loaded onto railway cars in Canada	metric tonnes	5 224	1 909	-	14	-	-
12	Received from other railways in Canada	" "	145	906	-	-	-	-
Received from United States rail:								
13	Destined to Canadian points	" "	144	27	-	-	337	176
14	Destined to United States points	" "	-	-	-	-	-	-
15	Total freight traffic carried(1)	" "	5 513	2 842	-	14	337	176
16	Unloaded from railway cars in Canada	" "	5 234	2 313	-	14	24	178
17	Delivered to other railways in Canada	" "	141	153	-	-	312	-
18	Delivered to United States rail connections	" "	139	376	-	-	-	-
539. Electric generators and motors:								
19	Number of railway cars loaded	carloads	52	47	-	1	3	-
20	Loaded onto railway cars in Canada	metric tonnes	2 098	2 187	-	14	55	-
21	Received from other railways in Canada	" "	92	239	-	-	126	-
Received from United States rail:								
22	Destined to Canadian points	" "	121	1 052	-	-	-	-
23	Destined to United States points	" "	-	-	-	-	-	-
24	Total freight traffic carried(1)	" "	2 311	3 478	-	14	183	-
25	Unloaded from railway cars in Canada	" "	2 005	2 963	-	14	-	-
26	Delivered to other railways in Canada	" "	93	227	-	-	55	-
27	Delivered to United States rail connections	" "	212	289	-	-	128	-
540. General purpose industrial machinery, n.e.s.:								
28	Number of railway cars loaded	carloads	537	368	4	-	-	4
29	Loaded onto railway cars in Canada	metric tonnes	18 862	11 350	45	-	-	121
30	Received from other railways in Canada	" "	1 930	1 289	67	-	67	233
Received from United States rail:								
31	Destined to Canadian points	" "	2 676	1 350	-	-	447	-
32	Destined to United States points	" "	25	99	-	-	-	272
33	Total freight traffic carried(1)	" "	23 493	14 088	112	-	514	626
34	Unloaded from railway cars in Canada	" "	21 385	11 016	18	-	9	233
35	Delivered to other railways in Canada	" "	1 491	1 831	94	-	438	121
36	Delivered to United States rail connections	" "	617	1 241	-	-	67	272
542. Conveying, elevating and materials handling equipment:								
37	Number of railway cars loaded	carloads	247	225	-	5	-	-
38	Loaded onto railway cars in Canada	metric tonnes	7 658	5 595	-	112	-	-
39	Received from other railways in Canada	" "	1 512	404	5	-	43	40
Received from United States rail:								
40	Destined to Canadian points	" "	1 669	627	-	-	63	177
41	Destined to United States points	" "	249	82	-	-	-	428
42	Total freight traffic carried(1)	" "	11 088	6 708	5	112	106	645
43	Unloaded from railway cars in Canada	" "	8 650	5 097	5	112	63	217
44	Delivered to other railways in Canada	" "	754	1 132	-	-	-	-
45	Delivered to United States rail connections	" "	1 686	477	-	-	43	428
544. Construction and maintenance machinery and equipment:								
46	Number of railway cars loaded	carloads	931	75	16	300	-	-
47	Loaded onto railway cars in Canada	metric tonnes	26 526	3 331	165	9 309	-	-
48	Received from other railways in Canada	" "	454	1 370	583	3 794	-	-
Received from United States rail:								
49	Destined to Canadian points	" "	630	491	-	-	-	-
50	Destined to United States points	" "	-	64	-	-	-	-
51	Total freight traffic carried(1)	" "	27 610	5 256	748	13 103	-	-
52	Unloaded from railway cars in Canada	" "	24 809	4 892	64	11 977	-	-
53	Delivered to other railways in Canada	" "	2 128	149	685	1 126	-	-
54	Delivered to United States rail connections	" "	674	215	-	-	-	-

See footnote(s) at end of table.

TABLEAU 2. Marchandises payantes transportées par chemin de fer au Canada, 1982

Class II - Classe II				Grand total all Railways Total général tous chemins de fer	Type de marchandise	No
Toronto, Hamilton and Buffalo	Ontario Northland	Quebec North Shore and Labrador	All other Tous autres			
Section V: Produits finis, non comestibles (charge complète):						
536. Chaudières mécaniques:						
				714	wagon	Nombre de wagons chargés
10	-	-	-	24 519	tonnes métriques	Chargées sur wagons au Canada
175	-	-	-	4 742	" "	En provenance d'autres chemins de fer au Canada
660	-	-	1 521	2 949	" "	En provenance des Etats-Unis:
-	-	-	-	550	" "	A destination du Canada
-	-	-	-	-	" "	A destination des Etats-Unis
835	-	-	1 521	32 760	" "	Total du trafic marchandises transportées(1)
-	-	-	-	25 726	" "	Déchargées du wagon au Canada
836	-	-	1 521	3 515	" "	Remises aux autres chemins de fer au Canada
-	-	-	-	3 519	" "	Remises au réseau des Etats-Unis
538. Moteurs et turbines d'usage général:						
				127	wagon	Nombre de wagons chargés
-	-	-	-	7 147	tonnes métriques	Chargées sur wagons au Canada
314	-	-	-	1 365	" "	En provenance d'autres chemins de fer au Canada
-	-	-	-	991	" "	En provenance des Etats-Unis:
-	-	-	307	-	" "	A destination du Canada
-	-	-	-	-	" "	A destination des Etats-Unis
314	-	-	307	9 503	" "	Total du trafic marchandises transportées(1)
-	-	-	-	7 761	" "	Déchargées du wagon au Canada
314	-	-	307	1 227	" "	Remises aux autres chemins de fer au Canada
-	-	-	-	515	" "	Remises au réseau des Etats-Unis
539. Génératrices et moteurs électriques:						
				197	wagon	Nombre de wagons chargés
-	1	93	-	5 457	tonnes métriques	Chargées sur wagons au Canada
-	4	1 099	-	844	" "	En provenance d'autres chemins de fer au Canada
184	24	-	177	1 342	" "	En provenance des Etats-Unis:
-	-	-	169	-	" "	A destination du Canada
-	-	-	-	-	" "	A destination des Etats-Unis
184	28	1 099	346	7 643	" "	Total du trafic marchandises transportées(1)
-	28	1 093	132	6 235	" "	Déchargées du wagon au Canada
184	-	6	214	779	" "	Remises aux autres chemins de fer au Canada
-	-	-	-	629	" "	Remises au réseau des Etats-Unis
540. Machines industrielles d'usage général, n.d.a.:						
				1 508	wagon	Nombre de wagons chargés
5	1	540	49	42 931	tonnes métriques	Chargées sur wagons au Canada
210	34	11 614	695	4 952	" "	En provenance d'autres chemins de fer au Canada
276	230	456	402	5 651	" "	En provenance des Etats-Unis:
-	-	-	1 178	396	" "	A destination du Canada
-	-	-	-	-	" "	A destination des Etats-Unis
488	264	12 070	2 275	53 930	" "	Total du trafic marchandises transportées(1)
142	230	10 136	620	43 789	" "	Déchargées du wagon au Canada
347	34	1 934	1 447	7 737	" "	Remises aux autres chemins de fer au Canada
-	-	-	206	2 403	" "	Remises au réseau des Etats-Unis
542. Convoyeurs et appareils de levage et de manutention:						
				502	wagon	Nombre de wagons chargés
1	3	-	21	13 873	tonnes métriques	Chargées sur wagons au Canada
34	40	-	434	2 709	" "	En provenance d'autres chemins de fer au Canada
107	121	-	477	2 752	" "	En provenance des Etats-Unis:
-	-	-	216	876	" "	A destination du Canada
-	-	-	117	-	" "	A destination des Etats-Unis
141	161	-	1 244	20 210	" "	Total du trafic marchandises transportées(1)
99	161	-	583	14 967	" "	Déchargées du wagon au Canada
43	-	-	396	2 325	" "	Remises aux autres chemins de fer au Canada
-	-	-	265	2 899	" "	Remises au réseau des Etats-Unis
544. Machines et matériel de construction et d'entretien:						
				1 386	wagon	Nombre de wagons chargés
-	64	-	-	40 100	tonnes métriques	Chargées sur wagons au Canada
-	769	-	-	6 598	" "	En provenance d'autres chemins de fer au Canada
-	87	-	310	1 273	" "	En provenance des Etats-Unis:
-	-	-	152	64	" "	A destination du Canada
-	-	-	-	-	" "	A destination des Etats-Unis
-	856	-	462	48 035	" "	Total du trafic marchandises transportées(1)
-	807	-	383	42 942	" "	Déchargées du wagon au Canada
-	49	-	69	4 206	" "	Remises aux autres chemins de fer au Canada
-	-	-	-	889	" "	Remises au réseau des Etats-Unis

Voir note(s) à la fin du tableau.

TABLE 2. Revenue Freight Carried by Railways Within Canada, 1982

No.	Commodity		Class I - Classe I		Class II - Classe II			
			Canadian National Canadien National	Canadian Pacific Canadien Pacifique	Algoma Central	British Columbia Railway	Canada Southern (Consolidated Rail)	Chesapeake and Ohio
End-products, inedible (C.L.):								
546. Special industry machinery, n.e.s.:								
1	Number of railway cars loaded	carloads	391	142	1	6	20	-
2	Loaded onto railway cars in Canada	metric tonnes	12 301	4 748	49	100	561	-
3	Received from other railways in Canada	" "	1 329	674	-	-	18	-
	Received from United States rail:							
4	Destined to Canadian points	" "	9 105	11 636	-	-	393	387
5	Destined to United States points	" "	150	193	-	-	-	161
6	Total freight traffic carried(1)	" "	22 885	17 251	49	100	972	548
7	Unloaded from railway cars in Canada	" "	20 526	15 297	-	100	18	387
8	Delivered to other railways in Canada	" "	1 565	1 350	49	-	953	-
9	Delivered to United States rail connections	" "	794	604	-	-	-	161
548. Agricultural machinery and equipment:								
10	Number of railway cars loaded	carloads	1,204	849	-	-	11	1
11	Loaded onto railway cars in Canada	metric tonnes	20 951	11 697	-	-	176	9
12	Received from other railways in Canada	" "	8 007	8 055	-	193	9	-
	Received from United States rail:							
13	Destined to Canadian points	" "	25 609	23 484	-	-	-	148
14	Destined to United States points	" "	201	123	-	-	-	-
15	Total freight traffic carried(1)	" "	54 768	43 359	-	193	185	157
16	Unloaded from railway cars in Canada	" "	46 857	34 552	-	193	-	73
17	Delivered to other railways in Canada	" "	571	843	-	-	-	84
18	Delivered to United States rail connections	" "	7 340	7 965	-	-	185	-
550. Tractors:								
19	Number of railway cars loaded	carloads	184	120	-	-	-	-
20	Loaded onto railway cars in Canada	metric tonnes	4 662	2 796	-	-	-	-
21	Received from other railways in Canada	" "	543	76	-	-	-	-
	Received from United States rail:							
22	Destined to Canadian points	" "	8 238	16 041	-	-	-	-
23	Destined to United States points	" "	83	-	-	-	-	16
24	Total freight traffic carried(1)	" "	13 526	18 913	-	-	-	16
25	Unloaded from railway cars in Canada	" "	13 214	18 698	-	-	-	-
26	Delivered to other railways in Canada	" "	162	182	-	-	-	-
27	Delivered to United States rail connections	" "	150	33	-	-	-	16
552. Railway rolling stock:								
28	Number of railway cars loaded	carloads	1,742	1,182	14	11	4	54
29	Loaded onto railway cars in Canada	metric tonnes	36 585	31 395	311	648	73	1 254
30	Received from other railways in Canada	" "	727	16 137	60	2 655	119	302
	Received from United States rail:							
31	Destined to Canadian points	" "	5 351	3 048	-	-	3 075	23
32	Destined to United States points	" "	-	142	-	-	-	402
33	Total freight traffic carried(1)	" "	42 663	50 722	371	3 303	3 267	1 981
34	Unloaded from railway cars in Canada	" "	34 751	45 014	178	3 303	125	-
35	Delivered to other railways in Canada	" "	3 361	3 609	193	-	2 950	45
36	Delivered to United States rail connections	" "	4 551	2 100	-	-	191	1 935
554. Passenger automobiles and chassis:								
37	Number of railway cars loaded	carloads	16,919	14,774	-	2	-	-
38	Loaded onto railway cars in Canada	metric tonnes	285 292	339 906	-	127	-	-
39	Received from other railways in Canada	" "	68 730	58 561	-	-	-	3 021
	Received from United States rail:							
40	Destined to Canadian points	" "	29 151	12 542	-	-	-	-
41	Destined to United States points	" "	60	-	-	-	-	43 646
42	Total freight traffic carried(1)	" "	383 233	411 009	-	127	-	46 667
43	Unloaded from railway cars in Canada	" "	261 582	246 601	-	127	-	-
44	Delivered to other railways in Canada	" "	12 347	23 378	-	-	-	-
45	Delivered to United States rail connections	" "	109 304	141 029	-	-	-	46 667
556. Motor vehicle engines, accessories parts and assemblies:								
46	Number of railway cars loaded	carloads	11,418	7,191	-	-	447	1,426
47	Loaded onto railway cars in Canada	metric tonnes	250 916	139 441	-	-	7 116	39 265
48	Received from other railways in Canada	" "	1 509	54 904	-	38	9 082	838
	Received from United States rail:							
49	Destined to Canadian points	" "	426 718	393 500	-	-	127 640	3 699
50	Destined to United States points	" "	59 754	2 699	-	-	-	86 325
51	Total freight traffic carried(1)	" "	738 897	590 544	-	38	143 838	130 127
52	Unloaded from railway cars in Canada	" "	555 645	529 190	-	38	279	3 895
53	Delivered to other railways in Canada	" "	14 482	5 883	-	-	127 361	1 344
54	Delivered to United States rail connections	" "	168 769	55 471	-	-	16 198	124 889

See footnote(s) at end of table.

TABLEAU 2. Marchandises payantes transportées par chemin de fer au Canada, 1982

Class II - Classe II				Grand total all Railways Total général tous chemins de fer	Type de marchandise	No	
Toronto, Hamilton and Buffalo	Ontario Northland	Quebec North Shore and Labrador	All other Tous autres				
Produits finis, non comestibles (charge complète):							
546. Machines industrielles spéciales, n.d.a.:							
-	2	-	6	568	wagon	Nombre de wagons chargés	1
-	27	-	192	17 978	tonnes métriques	Chargées sur wagons au Canada	2
890	509	-	1 566	4 986	" "	En provenance d'autres chemins de fer au Canada	3
-	-	-	6 398	27 919	" "	En provenance des Etats-Unis:	
-	-	-	-	504	" "	A destination du Canada	4
-	-	-	-	-	" "	A destination des Etats-Unis	5
890	536	-	8 156	51 387	" "	Total du trafic marchandises transportées(1)	6
230	520	-	6 008	43 086	" "	Déchargées du wagon au Canada	7
660	16	-	965	5 558	" "	Remises aux autres chemins de fer au Canada	8
-	-	-	1 183	2 742	" "	Remises au réseau des Etats-Unis	9
548. Machines et matériel agricoles:							
640	-	-	4	2 709	wagon	Nombre de wagons chargés	10
9 853	-	-	66	42 752	tonnes métriques	Chargées sur wagons au Canada	11
-	11	-	305	16 580	" "	En provenance d'autres chemins de fer au Canada	12
-	-	-	3 631	52 872	" "	En provenance des Etats-Unis:	
-	-	-	-	324	" "	A destination du Canada	13
-	-	-	-	-	" "	A destination des Etats-Unis	14
9 853	11	-	4 002	112 528	" "	Total du trafic marchandises transportées(1)	15
-	11	-	347	82 033	" "	Déchargées du wagon au Canada	16
9 853	-	-	3 577	14 928	" "	Remises aux autres chemins de fer au Canada	17
-	-	-	77	15 567	" "	Remises au réseau des Etats-Unis	18
550. Tracteurs:							
-	1	-	-	305	wagon	Nombre de wagons chargés	19
-	11	-	-	7 469	tonnes métriques	Chargées sur wagons au Canada	20
-	-	-	44	663	" "	En provenance d'autres chemins de fer au Canada	21
-	-	-	759	25 038	" "	En provenance des Etats-Unis:	
-	-	-	-	99	" "	A destination du Canada	22
-	-	-	-	-	" "	A destination des Etats-Unis	23
-	11	-	803	33 269	" "	Total du trafic marchandises transportées(1)	24
-	11	-	763	32 686	" "	Déchargées du wagon au Canada	25
-	-	-	40	384	" "	Remises aux autres chemins de fer au Canada	26
-	-	-	-	199	" "	Remises au réseau des Etats-Unis	27
552. Matériel ferroviaire roulant:							
18	2	22	86	3 135	wagon	Nombre de wagons chargés	28
596	76	806	3 229	74 973	tonnes métriques	Chargées sur wagons au Canada	29
3 142	415	-	1 538	25 095	" "	En provenance d'autres chemins de fer au Canada	30
-	-	-	5 361	16 858	" "	En provenance des Etats-Unis:	
-	-	-	916	1 460	" "	A destination du Canada	31
-	-	-	-	-	" "	A destination des Etats-Unis	32
3 738	491	806	11 044	118 386	" "	Total du trafic marchandises transportées(1)	33
2 455	374	806	4 658	91 664	" "	Déchargées du wagon au Canada	34
1 284	117	-	4 982	16 541	" "	Remises aux autres chemins de fer au Canada	35
-	-	-	1 406	10 183	" "	Remises au réseau des Etats-Unis	36
554. Voitures particulières et châssis:							
-	106	-	11 584	43 385	wagon	Nombre de wagons chargés	37
-	365	-	189 421	815 111	tonnes métriques	Chargées sur wagons au Canada	38
-	-	151	27 305	157 768	" "	En provenance d'autres chemins de fer au Canada	39
-	-	-	46 367	88 060	" "	En provenance des Etats-Unis:	
-	-	-	21 411	65 117	" "	A destination du Canada	40
-	-	-	-	-	" "	A destination des Etats-Unis	41
-	365	151	284 504	1 126 056	" "	Total du trafic marchandises transportées(1)	42
-	365	151	50 312	559 138	" "	Déchargées du wagon au Canada	43
-	-	-	121 583	157 308	" "	Remises aux autres chemins de fer au Canada	44
-	-	-	112 609	409 609	" "	Remises au réseau des Etats-Unis	45
556. Moteurs, accessoires, pièces et assemblages de véhicules automobiles:							
-	-	-	2 543	23 025	wagon	Nombre de wagons chargés	46
-	-	-	81 152	517 890	tonnes métriques	Chargées sur wagons au Canada	47
39 091	-	-	1 188	106 650	" "	En provenance d'autres chemins de fer au Canada	48
-	-	-	145 644	1 097 201	" "	En provenance des Etats-Unis:	
-	-	-	1 152	149 930	" "	A destination du Canada	49
-	-	-	-	-	" "	A destination des Etats-Unis	50
39 091	-	-	229 136	1 871 671	" "	Total du trafic marchandises transportées(1)	51
-	-	-	143 286	1 232 333	" "	Déchargées du wagon au Canada	52
39 091	-	-	7 008	195 169	" "	Remises aux autres chemins de fer au Canada	53
-	-	-	78 841	444 168	" "	Remises au réseau des Etats-Unis	54

Voir note(s) à la fin du tableau.

TABLE 2. Revenue Freight Carried by Railways Within Canada, 1982

Commodity		Class I - Classe I		Class II - Classe II				
		Canadian National Canadien National	Canadian Pacific Canadien Pacifique	Algoma Central	British Columbia Railway	Canada Southern (Consolidated Rail)	Chesapeake and Ohio	
End-products, inedible (C.L.):								
558. Road motor vehicles, n.e.s.:								
1	Number of railway cars loaded	carloads	20,576	7,527	-	-	23	-
2	Loaded onto railway cars in Canada	metric tonnes	428 403	119 804	-	-	728	-
3	Received from other railways in Canada	" "	3 840	5 191	-	395	32	-
Received from United States rail:								
4	Destined to Canadian points	" "	12 792	14 141	-	-	419	-
5	Destined to United States points	" "	8 143	5	-	-	-	1 157
6	Total freight traffic carried(1)	" "	453 178	139 141	-	395	1 179	1 157
7	Unloaded from railway cars in Canada	" "	173 878	68 092	-	395	419	-
8	Delivered to other railways in Canada	" "	19 853	5 515	-	-	717	-
9	Delivered to United States rail connections	" "	259 448	65 533	-	-	44	1 157
560. Ships and boats, aircraft and miscellaneous vehicles, n.e.s. (including parts and accessories):								
10	Number of railway cars loaded	carloads	1,926	66	-	-	56	-
11	Loaded onto railway cars in Canada	metric tonnes	33 659	1 257	-	-	601	-
12	Received from other railways in Canada	" "	1 224	164	-	-	-	-
Received from United States rail:								
13	Destined to Canadian points	" "	220	37	-	-	17	-
14	Destined to United States points	" "	93	5	-	-	-	30
15	Total freight traffic carried(1)	" "	35 206	1 463	-	-	618	30
16	Unloaded from railway cars in Canada	" "	25 261	1 160	-	-	17	-
17	Delivered to other railways in Canada	" "	6 173	63	-	-	-	-
18	Delivered to United States rail connections	" "	3 773	241	-	-	601	30
562. Rubber tires and tubes:								
19	Number of railway cars loaded	carloads	2,616	1,007	-	6	1	-
20	Loaded onto railway cars in Canada	metric tonnes	60 480	18 363	-	79	18	-
21	Received from other railways in Canada	" "	346	1 283	-	151	-	-
Received from United States rail:								
22	Destined to Canadian points	" "	966	165	-	-	122	-
23	Destined to United States points	" "	18	206	-	-	-	2 140
24	Total freight traffic carried(1)	" "	61 830	20 017	-	230	140	2 140
25	Unloaded from railway cars in Canada	" "	55 649	14 414	-	230	14	-
26	Delivered to other railways in Canada	" "	318	4 790	-	-	109	-
27	Delivered to United States rail connections	" "	5 864	813	-	-	18	2 140
564. Communication and related equipment:								
28	Number of railway cars loaded	carloads	193	58	-	-	38	-
29	Loaded onto railway cars in Canada	metric tonnes	2 345	827	-	-	318	-
30	Received from other railways in Canada	" "	-	10	-	-	-	-
Received from United States rail:								
31	Destined to Canadian points	" "	-	390	-	-	1 244	-
32	Destined to United States points	" "	-	-	-	-	-	-
33	Total freight traffic carried(1)	" "	2 345	1 227	-	-	1 562	-
34	Unloaded from railway cars in Canada	" "	2 335	1 051	-	-	1 244	-
35	Delivered to other railways in Canada	" "	10	138	-	-	-	-
36	Delivered to United States rail connections	" "	-	39	-	-	318	-
566. Heating equipment:								
37	Number of railway cars loaded	carloads	754	362	-	6	36	-
38	Loaded onto railway cars in Canada	metric tonnes	12 878	4 608	-	99	517	-
39	Received from other railways in Canada	" "	543	468	-	109	-	160
Received from United States rail:								
40	Destined to Canadian points	" "	624	194	-	-	68	-
41	Destined to United States points	" "	76	-	-	-	-	-
42	Total freight traffic carried(1)	" "	14 321	5 270	-	208	585	160
43	Unloaded from railway cars in Canada	" "	12 897	3 870	-	208	-	-
44	Delivered to other railways in Canada	" "	809	1 382	-	-	575	-
45	Delivered to United States rail connections	" "	616	18	-	-	10	160
568. Air-conditioning and refrigeration equipment:								
46	Number of railway cars loaded	carloads	901	2,216	-	-	10	-
47	Loaded onto railway cars in Canada	metric tonnes	16 010	23 551	-	-	54	-
48	Received from other railways in Canada	" "	106	4 186	-	-	-	-
Received from United States rail:								
49	Destined to Canadian points	" "	358	109	-	-	92	17
50	Destined to United States points	" "	269	70	-	-	-	-
51	Total freight traffic carried(1)	" "	16 743	27 916	-	-	146	17
52	Unloaded from railway cars in Canada	" "	14 567	23 575	-	-	92	17
53	Delivered to other railways in Canada	" "	1 803	4 252	-	-	-	-
54	Delivered to United States rail connections	" "	374	89	-	-	54	-

See footnote(s) at end of table.

TABLEAU 2. Marchandises payantes transportées par chemin de fer au Canada, 1982

Class II - Classe II				Grand total all Railways	Type de marchandise	No
Toronto, Hamilton and Buffalo	Ontario Northland	Quebec North Shore and Labrador	All other Tous autres	Total général tous chemins de fer		
					Produits finals, non comestibles (charge complète):	
					558. Véhicules automobiles routiers, n.d.a.:	
-	157	238	1 478	29 999	wagon	Nombre de wagons chargés
-	712	2 610	10 416	562 673	tonnes métriques	Chargées sur wagons au Canada
474	-	533	46 672	57 137	" "	En provenance d'autres chemins de fer au Canada
-	-	-	12 700	40 052	" "	En provenance des Etats-Unis:
-	-	-	7 299	16 604	" "	A destination du Canada
-	-	-	-	-	" "	A destination des Etats-Unis
474	712	3 143	77 087	676 466	" "	Total du trafic marchandises transportées(1)
-	712	3 137	37 117	283 750	" "	Déchargées du wagon au Canada
474	-	6	9 201	35 766	" "	Remises aux autres chemins de fer au Canada
-	-	-	30 770	356 952	" "	Remises au réseau des Etats-Unis
					560. Navires et bateaux, aéronefs et véhicules divers, n.d.a. (y compris les pièces et accessoires):	
5	7	-	-	2 060	wagon	Nombre de wagons chargés
157	31	-	-	35 715	tonnes métriques	Chargées sur wagons au Canada
-	11	-	175	1 574	" "	En provenance d'autres chemins de fer au Canada
-	-	-	-	274	" "	En provenance des Etats-Unis:
-	-	-	-	128	" "	A destination du Canada
-	-	-	-	-	" "	A destination des Etats-Unis
157	42	-	175	37 691	" "	Total du trafic marchandises transportées(1)
-	42	-	14	26 494	" "	Déchargées du wagon au Canada
157	-	-	18	6 411	" "	Remises aux autres chemins de fer au Canada
-	-	-	143	4 788	" "	Remises au réseau des Etats-Unis
					562. Pneus et chambres à air en caoutchouc:	
-	-	26	105	3 761	wagon	Nombre de wagons chargés
-	-	477	1 684	81 101	tonnes métriques	Chargées sur wagons au Canada
109	-	-	6 031	7 920	" "	En provenance d'autres chemins de fer au Canada
-	-	-	501	1 774	" "	En provenance des Etats-Unis:
-	-	-	-	2 364	" "	A destination du Canada
-	-	-	-	-	" "	A destination des Etats-Unis
109	-	477	8 216	93 159	" "	Total du trafic marchandises transportées(1)
-	-	456	713	71 476	" "	Déchargées du wagon au Canada
109	-	21	5 739	11 086	" "	Remises aux autres chemins de fer au Canada
-	-	-	1 766	10 601	" "	Remises au réseau des Etats-Unis
					564. Matériel de communications et matériel connexe:	
-	-	-	9	298	wagon	Nombre de wagons chargés
-	-	-	90	3 580	tonnes métriques	Chargées sur wagons au Canada
-	-	-	47	57	" "	En provenance d'autres chemins de fer au Canada
-	-	-	-	-	" "	En provenance des Etats-Unis:
-	-	-	710	2 344	" "	A destination du Canada
-	-	-	-	-	" "	A destination des Etats-Unis
-	-	-	847	5 981	" "	Total du trafic marchandises transportées(1)
-	-	-	618	5 248	" "	Déchargées du wagon au Canada
-	-	-	92	240	" "	Remises aux autres chemins de fer au Canada
-	-	-	137	494	" "	Remises au réseau des Etats-Unis
					566. Matériel de chauffage:	
-	-	-	3	1 161	wagon	Nombre de wagons chargés
-	-	-	40	18 142	tonnes métriques	Chargées sur wagons au Canada
26	-	-	1 428	2 734	" "	En provenance d'autres chemins de fer au Canada
-	-	-	243	1 329	" "	En provenance des Etats-Unis:
-	-	-	-	76	" "	A destination du Canada
-	-	-	-	-	" "	A destination des Etats-Unis
26	-	-	1 711	22 281	" "	Total du trafic marchandises transportées(1)
-	-	-	1 081	18 056	" "	Déchargées du wagon au Canada
26	-	-	591	3 383	" "	Remises aux autres chemins de fer au Canada
-	-	-	40	844	" "	Remises au réseau des Etats-Unis
					568. Matériel de climatisation et de réfrigération:	
-	-	-	14	3 141	wagon	Nombre de wagons chargés
-	-	-	353	39 968	tonnes métriques	Chargées sur wagons au Canada
-	77	-	1 618	5 987	" "	En provenance d'autres chemins de fer au Canada
-	-	-	-	-	" "	En provenance des Etats-Unis:
-	-	-	161	737	" "	A destination du Canada
-	-	-	-	339	" "	A destination des Etats-Unis
-	77	-	2 132	47 031	" "	Total du trafic marchandises transportées(1)
-	77	-	253	38 581	" "	Déchargées du wagon au Canada
-	-	-	1 546	7 601	" "	Remises aux autres chemins de fer au Canada
-	-	-	333	850	" "	Remises au réseau des Etats-Unis

Voir note(s) à la fin du tableau.

TABLE 2. Revenue Freight Carried by Railways Within Canada, 1982

No.	Commodity		Class I - Classe I		Class II - Classe II			
			Canadian National Canadien National	Canadian Pacific Canadien Pacifique	Algoma Central	British Columbia Railway	Canada Southern (Consolidated Rail)	Chesapeake and Ohio
End-products, inedible (C.L.):								
570. Plumbing equipment and fittings:								
1	Number of railway cars loaded	carloads	494	133	-	6	1	-
2	Loaded onto railway cars in Canada	metric tonnes	6 716	1 648	-	83	67	-
3	Received from other railways in Canada	" "	13	72	-	17	-	-
4	Received from United States rail:							
4	Destined to Canadian points	" "	293	298	-	-	-	-
5	Destined to United States points	" "	-	-	-	-	-	48
6	Total freight traffic carried(1)	" "	7 022	2 018	-	100	67	48
7	Unloaded from railway cars in Canada	" "	6 371	1 849	-	101	-	-
8	Delivered to other railways in Canada	" "	650	169	-	-	-	-
9	Delivered to United States rail connections	" "	-	-	-	-	67	48
572. Electric lighting, distribution and control equipment, n.e.s.:								
10	Number of railway cars loaded	carloads	311	159	-	3	5	-
11	Loaded onto railway cars in Canada	metric tonnes	25 400	7 729	-	142	91	-
12	Received from other railways in Canada	" "	1 379	3 739	-	884	-	108
13	Received from United States rail:							
13	Destined to Canadian points	" "	632	-	-	-	159	-
14	Destined to United States points	" "	-	87	-	-	-	53
15	Total freight traffic carried(1)	" "	27 411	11 555	-	1 026	250	161
16	Unloaded from railway cars in Canada	" "	16 247	7 922	-	957	40	-
17	Delivered to other railways in Canada	" "	10 451	2 632	-	68	119	-
18	Delivered to United States rail connections	" "	714	1 002	-	-	91	161
574. Furniture and fixtures:								
19	Number of railway cars loaded	carloads	1,953	1,665	-	10	2	-
20	Loaded onto railway cars in Canada	metric tonnes	26 023	18 913	-	136	16	-
21	Received from other railways in Canada	" "	1 231	1 744	-	-	1 189	-
22	Received from United States rail:							
22	Destined to Canadian points	" "	3 186	1 584	-	-	447	96
23	Destined to United States points	" "	2 064	7 638	-	-	-	193
24	Total freight traffic carried(1)	" "	32 504	29 879	-	136	1 652	289
25	Unloaded from railway cars in Canada	" "	29 758	17 796	-	136	248	-
26	Delivered to other railways in Canada	" "	646	5 430	-	-	200	96
27	Delivered to United States rail connections	" "	2 099	6 652	-	-	1 206	193
576. Electric appliances and accessories:								
28	Number of railway cars loaded	carloads	4,888	793	-	-	9	-
29	Loaded onto railway cars in Canada	metric tonnes	65 164	8 860	-	-	70	-
30	Received from other railways in Canada	" "	314	1 031	-	18	49	-
31	Received from United States rail:							
31	Destined to Canadian points	" "	4 929	1 668	-	-	729	-
32	Destined to United States points	" "	-	-	-	-	-	-
33	Total freight traffic carried(1)	" "	70 407	11 559	-	18	848	-
34	Unloaded from railway cars in Canada	" "	63 215	9 662	-	18	729	-
35	Delivered to other railways in Canada	" "	7 128	1 806	-	-	-	-
36	Delivered to United States rail connections	" "	64	91	-	-	119	-
577. Other equipment:								
37	Number of railway cars loaded	carloads	463	98	-	1	-	1
38	Loaded onto railway cars in Canada	metric tonnes	7 651	1 403	-	14	-	61
39	Received from other railways in Canada	" "	344	50	-	-	18	18
40	Received from United States rail:							
40	Destined to Canadian points	" "	816	36	-	-	21	-
41	Destined to United States points	" "	89	-	-	-	-	-
42	Total freight traffic carried(1)	" "	8 900	1 489	-	14	39	79
43	Unloaded from railway cars in Canada	" "	7 560	1 109	-	14	31	-
44	Delivered to other railways in Canada	" "	1 085	381	-	-	8	-
45	Delivered to United States rail connections	" "	254	-	-	-	-	79
578. Facial tissues and paper handkerchiefs:								
46	Number of railway cars loaded	carloads	329	12	-	-	-	-
47	Loaded onto railway cars in Canada	metric tonnes	4 496	159	-	-	-	-
48	Received from other railways in Canada	" "	-	-	-	-	-	-
49	Received from United States rail:							
49	Destined to Canadian points	" "	283	64	-	-	-	-
50	Destined to United States points	" "	2 271	54	-	-	-	311
51	Total freight traffic carried(1)	" "	7 050	277	-	-	-	311
52	Unloaded from railway cars in Canada	" "	4 304	207	-	-	-	-
53	Delivered to other railways in Canada	" "	201	16	-	-	-	-
54	Delivered to United States rail connections	" "	2 545	54	-	-	-	311

See footnote(s) at end of table

TABLEAU 2. Marchandises payantes transportées par chemin de fer au Canada, 1982

Class II - Classe II				Grand total all Railways Total général tous chemins de fer	Type de marchandise	No	
Toronto, Hamilton and Buffalo	Ontario Northland	Quebec North Shore and Labrador	All other Tous autres				
					Produits finals, non comestibles (charge complète):		
					570. Matériel de plomberie et garnitures:		
			2	636	wagon	Nombre de wagons chargés	1
			20	8 534	tonnes métriques	Chargées sur wagons au Canada	2
			440	542	" "	En provenance d'autres chemins de fer au Canada	3
					" "	En provenance des Etats-Unis:	
			21	612	" "	A destination du Canada	4
			-	48	" "	A destination des Etats-Unis	5
			481	9 736	" "	Total du trafic marchandises transportées(1)	6
					" "	Déchargées du wagon au Canada	7
			431	8 752	" "	Remises aux autres chemins de fer au Canada	8
			30	849	" "	Remises au réseau des Etats-Unis	9
			20	135	" "		
						572. Matériel électrique d'éclairage de distribution et de commande:	
			29	507	wagon	Nombre de wagons chargés	10
			1 154	34 516	tonnes métriques	Chargées sur wagons au Canada	11
65	3 912		2 834	12 921	" "	En provenance d'autres chemins de fer au Canada	12
					" "	En provenance des Etats-Unis:	
			422	1 213	" "	A destination du Canada	13
			-	140	" "	A destination des Etats-Unis	14
65	3 912		4 410	48 790	" "	Total du trafic marchandises transportées(1)	15
					" "	Déchargées du wagon au Canada	16
	442		2 447	28 055	" "	Remises aux autres chemins de fer au Canada	17
65	3 470		1 367	18 172	" "	Remises au réseau des Etats-Unis	18
			596	2 564	" "		
						574. Meubles et accessoires:	
		24	26	3 680	wagon	Nombre de wagons chargés	19
		200	439	45 727	tonnes métriques	Chargées sur wagons au Canada	20
335			4 621	9 120	" "	En provenance d'autres chemins de fer au Canada	21
					" "	En provenance des Etats-Unis:	
			2 812	8 125	" "	A destination du Canada	22
			76	9 971	" "	A destination des Etats-Unis	23
335		200	7 948	72 943	" "	Total du trafic marchandises transportées(1)	24
					" "	Déchargées du wagon au Canada	25
335		200	1 574	49 712	" "	Remises aux autres chemins de fer au Canada	26
			4 499	11 206	" "	Remises au réseau des Etats-Unis	27
			1 876	12 026	" "		
						576. Appareils et accessoires électriques:	
			4	5,694	wagon	Nombre de wagons chargés	28
			112	74 206	tonnes métriques	Chargées sur wagons au Canada	29
			10 024	11 436	" "	En provenance d'autres chemins de fer au Canada	30
					" "	En provenance des Etats-Unis:	
			548	7 874	" "	A destination du Canada	31
			-	-	" "	A destination des Etats-Unis	32
			10 664	93 516	" "	Total du trafic marchandises transportées(1)	33
					" "	Déchargées du wagon au Canada	34
			2 766	76 390	" "	Remises aux autres chemins de fer au Canada	35
			7 873	16 807	" "	Remises au réseau des Etats-Unis	36
			44	318	" "		
						577. Autre matériel:	
	4		2	569	wagon	Nombre de wagons chargés	37
	239		23	9 391	tonnes métriques	Chargées sur wagons au Canada	38
26	23		1 032	1 511	" "	En provenance d'autres chemins de fer au Canada	39
					" "	En provenance des Etats-Unis:	
			307	1 180	" "	A destination du Canada	40
			-	89	" "	A destination des Etats-Unis	41
26	262		1 362	12 171	" "	Total du trafic marchandises transportées(1)	42
					" "	Déchargées du wagon au Canada	43
	23		1 278	10 015	" "	Remises aux autres chemins de fer au Canada	44
26	239		84	1 823	" "	Remises au réseau des Etats-Unis	45
			-	333	" "		
						578. Papiers-mouchoirs et mouchoirs de papier:	
			11	352	wagon	Nombre de wagons chargés	46
			275	4 930	tonnes métriques	Chargées sur wagons au Canada	47
			227	227	" "	En provenance d'autres chemins de fer au Canada	48
					" "	En provenance des Etats-Unis:	
			33	380	" "	A destination du Canada	49
			-	2 636	" "	A destination des Etats-Unis	50
			535	8 173	" "	Total du trafic marchandises transportées(1)	51
					" "	Déchargées du wagon au Canada	52
			233	4 744	" "	Remises aux autres chemins de fer au Canada	53
			27	244	" "	Remises au réseau des Etats-Unis	54
			275	3 185	" "		

Voir note(s) à la fin du tableau.

TABLE 2. Revenue Freight Carried by Railways Within Canada, 1982

No.	Commodity		Class I - Classe I		Class II - Classe II			
			Canadian National Canadien National	Canadian Pacific Canadien Pacifique	Algoma Central	British Columbia Railway	Canada Southern (Consolidated Rail)	Chesapeake and Ohio
End-products, inedible (C.L.):								
579. Apparel and accessories, n.e.s.:								
1	Number of railway cars loaded	carloads	17	273	-	-	1	-
2	Loaded onto railway cars in Canada	metric tonnes	261	4 150	-	-	5	-
3	Received from other railways in Canada	" "	26	361	-	-	-	-
4	Received from United States rail:							
5	Destined to Canadian points	" "	3 559	1 067	-	-	312	-
6	Destined to United States points	" "	4 458	172	-	-	-	3 466
6	Total freight traffic carried(1)		8 304	5 750	-	-	317	3 466
7	Unloaded from railway cars in Canada	" "	3 701	5 149	-	-	13	-
8	Delivered to other railways in Canada	" "	109	429	-	-	299	-
9	Delivered to United States rail connections	" "	4 494	172	-	-	5	3 466
580. Toiletries, cleaning preparations and household chemical specialties:								
10	Number of railway cars loaded	carloads	2 582	3 012	-	31	-	-
11	Loaded onto railway cars in Canada	metric tonnes	75 041	99 285	-	2 210	-	-
12	Received from other railways in Canada	" "	470	1 918	-	19	-	125
13	Received from United States rail:							
14	Destined to Canadian points	" "	5 133	8 852	-	-	3 357	-
15	Destined to United States points	" "	6 611	-	-	-	-	-
15	Total freight traffic carried(1)		87 255	110 055	-	2 229	3 357	125
16	Unloaded from railway cars in Canada	" "	75 231	78 501	-	2 229	19	125
17	Delivered to other railways in Canada	" "	5 223	31 555	-	-	3 338	-
18	Delivered to United States rail connections	" "	6 800	-	-	-	-	-
582. Paper napkins, towels and toilet paper:								
19	Number of railway cars loaded	carloads	2 369	1 283	-	20	-	-
20	Loaded onto railway cars in Canada	metric tonnes	38 630	17 492	-	259	-	-
21	Received from other railways in Canada	" "	87	2 058	-	40	298	-
22	Received from United States rail:							
23	Destined to Canadian points	" "	1 364	855	-	-	-	-
24	Destined to United States points	" "	2 784	4 833	-	-	-	6 285
24	Total freight traffic carried(1)		42 865	25 238	-	299	298	6 285
25	Unloaded from railway cars in Canada	" "	37 205	19 004	-	299	-	-
26	Delivered to other railways in Canada	" "	2 187	568	-	-	-	-
27	Delivered to United States rail connections	" "	3 473	5 668	-	-	298	6 285
584. Tableware, paper:								
28	Number of railway cars loaded	carloads	408	387	-	-	-	-
29	Loaded onto railway cars in Canada	metric tonnes	7 694	4 728	-	-	-	-
30	Received from other railways in Canada	" "	3 113	388	-	-	134	-
31	Received from United States rail:							
32	Destined to Canadian points	" "	688	242	-	-	-	-
33	Destined to United States points	" "	6 322	3 345	-	-	-	243
33	Total freight traffic carried(1)		17 817	8 703	-	-	134	243
34	Unloaded from railway cars in Canada	" "	5 057	1 447	-	-	-	-
35	Delivered to other railways in Canada	" "	2 923	3 810	-	-	-	-
36	Delivered to United States rail connections	" "	9 837	3 446	-	-	134	243
586. Kitchen utensils, cutlery and tableware, n.e.s. (excluding silverware):								
37	Number of railway cars loaded	carloads	21	6	-	-	1	-
38	Loaded onto railway cars in Canada	metric tonnes	440	88	-	-	4	-
39	Received from other railways in Canada	" "	440	20	-	-	-	-
40	Received from United States rail:							
41	Destined to Canadian points	" "	312	-	-	-	-	-
42	Destined to United States points	" "	-	-	-	-	-	450
42	Total freight traffic carried(1)		1 192	108	-	-	4	450
43	Unloaded from railway cars in Canada	" "	1 192	108	-	-	-	-
44	Delivered to other railways in Canada	" "	-	-	-	-	-	-
45	Delivered to United States rail connections	" "	-	-	-	-	4	450
588. Household and personal equipment, n.e.s.:								
46	Number of railway cars loaded	carloads	4 741	286	-	2	241	-
47	Loaded onto railway cars in Canada	metric tonnes	61 451	3 592	-	27	2 678	-
48	Received from other railways in Canada	" "	61	11 723	-	-	2 252	-
49	Received from United States rail:							
50	Destined to Canadian points	" "	949	2 522	-	-	123	-
51	Destined to United States points	" "	1 051	6 139	-	-	-	2 828
51	Total freight traffic carried(1)		63 512	23 976	-	27	5 053	2 828
52	Unloaded from railway cars in Canada	" "	42 930	15 692	-	27	113	-
53	Delivered to other railways in Canada	" "	16 866	2 131	-	-	10	-
54	Delivered to United States rail connections	" "	3 716	6 153	-	-	4 930	2 828

See footnote(s) at end of table.

TABLEAU 2. Marchandises payantes transportées par chemin de fer au Canada, 1982

Class II - Classe II				Grand total all Railways	Type de marchandise	No	
Toronto, Hamilton and Buffalo	Ontario Northland	Quebec North Shore and Labrador	All other Tous autres				Total général tous chemins de fer
<p>Produits finals, non comestibles (charge complète): 579. Vêtement et accessoires, n.d.a.:</p>							
-	-	-	-	291	wagon	Nombre de wagons chargés	1
-	-	-	-	4 416	tonnes métriques	Chargées sur wagons au Canada	2
15	-	-	802	1 204	" "	En provenance d'autres chemins de fer au Canada	3
-	-	-	-	-	" "	En provenance des Etats-Unis:	
-	-	-	1 106	6 044	" "	A destination du Canada	4
-	-	-	-	8 096	" "	A destination des Etats-Unis	5
15	-	-	1 908	19 760	" "	Total du trafic marchandises transportées(1)	6
-	-	-	667	9 530	" "	Déchargées du wagon au Canada	7
15	-	-	1 132	1 984	" "	Remises aux autres chemins de fer au Canada	8
-	-	-	109	8 246	" "	Remises au réseau des Etats-Unis	9
<p>580. Articles de toilette, préparation de nettoyage et spécialités chimiques:</p>							
-	-	-	1	5 626	wagon	Nombre de wagons chargés	10
-	-	-	6	176 542	tonnes métriques	Chargées sur wagons au Canada	11
3 626	-	-	34 860	41 018	" "	En provenance d'autres chemins de fer au Canada	12
-	-	-	-	-	" "	En provenance des Etats-Unis:	
-	-	-	749	18 091	" "	A destination du Canada	13
-	-	-	-	6 611	" "	A destination des Etats-Unis	14
3 626	-	-	35 615	242 262	" "	Total du trafic marchandises transportées(1)	15
2 865	-	-	33 379	192 349	" "	Dechargées du wagon au Canada	16
761	-	-	2 237	43 114	" "	Remises aux autres chemins de fer au Canada	17
-	-	-	-	6 800	" "	Remises au réseau des Etats-Unis	18
<p>582. Serviettes en papier serviettes et papier de toilette:</p>							
-	-	-	6	3 678	wagon	Nombre de wagons chargés	19
-	-	-	132	56 513	tonnes métriques	Chargées sur wagons au Canada	20
-	-	-	1 965	4 448	" "	En provenance d'autres chemins de fer au Canada	21
-	-	-	-	-	" "	En provenance des Etats-Unis:	
-	-	-	312	2 531	" "	A destination du Canada	22
-	-	-	1 421	15 323	" "	A destination des Etats-Unis	23
-	-	-	3 830	78 815	" "	Total du trafic marchandises transportées(1)	24
-	-	-	1 397	57 905	" "	Dechargées du wagon au Canada	25
-	-	-	2 229	4 984	" "	Remises aux autres chemins de fer au Canada	26
-	-	-	204	15 928	" "	Remises au réseau des Etats-Unis	27
<p>584. Articles de table en papier:</p>							
-	-	-	3	798	wagon	Nombre de wagons chargés	28
-	-	-	38	12 460	tonnes métriques	Chargées sur wagons au Canada	29
45	-	-	2 123	5 803	" "	En provenance d'autres chemins de fer au Canada	30
-	-	-	-	-	" "	En provenance des Etats-Unis:	
-	-	-	7	937	" "	A destination du Canada	31
-	-	-	33	9 943	" "	A destination des Etats-Unis	32
45	-	-	2 201	29 143	" "	Total du trafic marchandises transportées(1)	33
-	-	-	1 733	8 237	" "	Dechargées du wagon au Canada	34
45	-	-	419	7 197	" "	Remises aux autres chemins de fer au Canada	35
-	-	-	49	13 709	" "	Remises au réseau des Etats-Unis	36
<p>586. Articles de cuisine, coutellerie et articles de table, n.d.a. (sauf l'argenterie):</p>							
-	-	-	85	113	wagon	Nombre de wagons chargés	37
-	-	-	525	1 057	tonnes métriques	Chargées sur wagons au Canada	38
-	-	-	-	460	" "	En provenance d'autres chemins de fer au Canada	39
-	-	-	-	-	" "	En provenance des Etats-Unis:	
-	-	-	18	330	" "	A destination du Canada	40
-	-	-	-	450	" "	A destination des Etats-Unis	41
-	-	-	543	2 297	" "	Total du trafic marchandises transportées(1)	42
-	-	-	18	1 318	" "	Dechargées du wagon au Canada	43
-	-	-	501	501	" "	Remises aux autres chemins de fer au Canada	44
-	-	-	24	478	" "	Remises au réseau des Etats-Unis	45
<p>588. Articles ménagers et personnels, n.d.a.:</p>							
-	15	22	348	5 655	wagon	Nombre de wagons chargés	46
-	136	200	5 391	73 475	tonnes métriques	Chargées sur wagons au Canada	47
318	9	-	11 841	26 204	" "	En provenance d'autres chemins de fer au Canada	48
-	-	-	-	-	" "	En provenance des Etats-Unis:	
-	-	-	1 079	4 673	" "	A destination du Canada	49
-	-	-	181	10 199	" "	A destination des Etats-Unis	50
318	145	200	18 492	114 551	" "	Total du trafic marchandises transportées(1)	51
-	136	200	11 379	70 477	" "	Dechargées du wagon au Canada	52
318	9	-	6 683	26 017	" "	Remises aux autres chemins de fer au Canada	53
-	-	-	429	18 056	" "	Remises au réseau des Etats-Unis	54

Voir note(s) à la fin du tableau.

TABLE 2. Revenue Freight Carried by Railways Within Canada, 1982

No.	Commodity		Class I - Classe I		Class II - Classe II			
			Canadian National Canadien National	Canadian Pacific Canadien Pacifique	Algoma Central	British Columbia Railway	Canada Southern (Consolidated Rail)	Chesapeake and Ohio
End-products, inedible (C.L.):								
590. Medicinal and pharmaceutical products and supplies, including ophthalmic goods and orthopedic appliances:								
1	Number of railway cars loaded	carloads	3,764	85	-	-	-	-
2	Loaded onto railway cars in Canada	metric tonnes	55 854	1 244	-	-	-	-
3	Received from other railways in Canada	" "	55	151	-	-	-	-
Received from United States rail:								
4	Destined to Canadian points	" "	74	73	-	-	-	-
5	Destined to United States points	" "	650	1 969	-	-	-	-
6	Total freight traffic carried(1)	" "	56 633	3 437	-	-	-	-
7	Unloaded from railway cars in Canada	" "	39 144	826	-	-	-	-
8	Delivered to other railways in Canada	" "	9 356	643	-	-	-	-
9	Delivered to United States rail connections	" "	8 134	1 969	-	-	-	-
592. Printed matter:								
10	Number of railway cars loaded	carloads	107	80	-	1	-	-
11	Loaded onto railway cars in Canada	metric tonnes	3 410	2 478	-	47	-	-
12	Received from other railways in Canada	" "	6	28	-	-	78	-
Received from United States rail:								
13	Destined to Canadian points	" "	351	1 238	-	-	345	-
14	Destined to United States points	" "	38	-	-	-	-	-
15	Total freight traffic carried(1)	" "	3 805	3 740	-	47	421	-
16	Unloaded from railway cars in Canada	" "	3 788	2 480	-	47	345	-
17	Delivered to other railways in Canada	" "	-	1 200	-	-	-	-
18	Delivered to United States rail connections	" "	38	80	-	-	76	-
594. Stationery supplies, photographic goods, musical instruments and recreational supplies:								
19	Number of railway cars loaded	carloads	32	1	-	-	2	-
20	Loaded onto railway cars in Canada	metric tonnes	827	25	-	-	20	-
21	Received from other railways in Canada	" "	-	28	-	-	-	-
Received from United States rail:								
22	Destined to Canadian points	" "	306	1 010	-	-	139	-
23	Destined to United States points	" "	7 881	1 975	-	-	-	130
24	Total freight traffic carried(1)	" "	9 014	3 036	-	-	159	130
25	Unloaded from railway cars in Canada	" "	745	1 061	-	-	89	-
26	Delivered to other railways in Canada	" "	318	-	-	-	50	-
27	Delivered to United States rail connections	" "	7 953	1 975	-	-	20	130
596. Firearms, weapons, and ammunition:								
28	Number of railway cars loaded	carloads	333	59	-	2	-	-
29	Loaded onto railway cars in Canada	metric tonnes	11 472	2 205	-	42	-	-
30	Received from other railways in Canada	" "	66	858	-	1 060	-	-
Received from United States rail:								
31	Destined to Canadian points	" "	403	82	-	-	-	-
32	Destined to United States points	" "	-	-	-	-	-	40
33	Total freight traffic carried(1)	" "	11 941	3 145	-	1 102	-	40
34	Unloaded from railway cars in Canada	" "	11 048	3 078	-	1 080	-	-
35	Delivered to other railways in Canada	" "	812	47	-	21	-	-
36	Delivered to United States rail connections	" "	62	20	-	-	-	40
598. Prefabricated buildings and structures:								
37	Number of railway cars loaded	carloads	271	60	-	-	-	-
38	Loaded onto railway cars in Canada	metric tonnes	10 279	1 715	-	-	-	-
39	Received from other railways in Canada	" "	210	209	-	-	-	-
Received from United States rail:								
40	Destined to Canadian points	" "	71	55	-	-	-	-
41	Destined to United States points	" "	-	-	-	-	-	-
42	Total freight traffic carried(1)	" "	10 560	1 989	-	-	-	-
43	Unloaded from railway cars in Canada	" "	9 866	1 702	-	-	-	-
44	Delivered to other railways in Canada	" "	649	288	-	-	-	-
45	Delivered to United States rail connections	" "	45	-	-	-	-	-
600. Miscellaneous products, n.e.s.:								
46	Number of railway cars loaded	carloads	10	7	-	-	-	-
47	Loaded onto railway cars in Canada	metric tonnes	220	147	-	-	-	-
48	Received from other railways in Canada	" "	73	183	-	-	-	-
Received from United States rail:								
49	Destined to Canadian points	" "	147	1 056	-	-	13	-
50	Destined to United States points	" "	-	-	-	-	-	-
51	Total freight traffic carried(1)	" "	440	1 366	-	-	13	-
52	Unloaded from railway cars in Canada	" "	440	1 285	-	-	13	-
53	Delivered to other railways in Canada	" "	-	58	-	-	-	-
54	Delivered to United States rail connections	" "	-	44	-	-	-	-

See footnote(s) at end of table.

TABLEAU 2. Marchandises payantes transportées par chemin de fer au Canada, 1982

Class II - Classe II				Grand total all Railways	Type de marchandise	No
Toronto, Hamilton and Buffalo	Ontario Northland	Quebec North Shore and Labrador	All other Tous autres			
					Produits finis, non comestibles (charge complète):	
					590. Médicaments, produits pharmaceutiques et fournitures médicales, y compris les articles ophtalmiques et les appareils orthopédiques:	
15	-	-	1	3 865	wagon	Nombre de wagons chargés
136	-	-	21	57 255	tonnes métriques	Chargées sur wagons au Canada
-	14	-	9 614	9 834	" "	En provenance d'autres chemins de fer au Canada
-	-	-	5	152	" "	En provenance des États-Unis:
-	-	-	-	2 819	" "	À destination du Canada
-	-	-	-	-	" "	À destination des États-Unis
136	14	-	9 640	69 860	" "	Total du trafic marchandises transportées(1)
-	-	-	9 614	49 584	" "	Déchargées du wagon au Canada
136	14	-	26	10 175	" "	Remises aux autres chemins de fer au Canada
-	-	-	-	10 103	" "	Remises au réseau des États-Unis
					592. Imprimés:	
-	-	-	3	191	wagon	Nombre de wagons chargés
-	-	-	40	5 973	tonnes métriques	Chargées sur wagons au Canada
-	-	-	1 278	1 384	" "	En provenance d'autres chemins de fer au Canada
-	-	-	-	-	" "	En provenance des États-Unis:
-	-	-	1 496	3 430	" "	À destination du Canada
-	-	-	-	38	" "	À destination des États-Unis
-	-	-	2 812	10 825	" "	Total du trafic marchandises transportées(1)
-	-	-	2 630	9 270	" "	Déchargées du wagon au Canada
-	-	-	113	1 313	" "	Remises aux autres chemins de fer au Canada
-	-	-	68	242	" "	Remises au réseau des États-Unis
					594. Papeterie, articles de photographie, instruments de musique et articles récréatifs:	
-	-	-	-	35	wagon	Nombre de wagons chargés
13	-	-	231	872	tonnes métriques	Chargées sur wagons au Canada
-	-	-	-	270	" "	En provenance d'autres chemins de fer au Canada
-	-	-	37	1 492	" "	En provenance des États-Unis:
-	-	-	-	9 986	" "	À destination du Canada
-	-	-	-	-	" "	À destination des États-Unis
13	-	-	268	12 620	" "	Total du trafic marchandises transportées(1)
-	-	-	257	2 152	" "	Déchargées du wagon au Canada
13	-	-	12	391	" "	Remises aux autres chemins de fer au Canada
-	-	-	-	10 078	" "	Remises au réseau des États-Unis
					596. Armes à feu, armes et munitions:	
-	-	-	-	394	wagon	Nombre de wagons chargés
-	-	-	-	13 719	tonnes métriques	Chargées sur wagons au Canada
-	-	-	42	2 028	" "	En provenance d'autres chemins de fer au Canada
-	-	-	-	-	" "	En provenance des États-Unis:
-	-	-	44	529	" "	À destination du Canada
-	-	-	-	40	" "	À destination des États-Unis
-	-	-	86	16 314	" "	Total du trafic marchandises transportées(1)
-	-	-	22	15 228	" "	Déchargées du wagon au Canada
-	-	-	22	902	" "	Remises aux autres chemins de fer au Canada
-	-	-	42	184	" "	Remises au réseau des États-Unis
					598. Bâtiments et ouvrages préfabriqués:	
-	17	26	-	374	wagon	Nombre de wagons chargés
-	95	148	-	12 237	tonnes métriques	Chargées sur wagons au Canada
-	-	-	93	512	" "	En provenance d'autres chemins de fer au Canada
-	-	-	-	-	" "	En provenance des États-Unis:
-	-	-	18	154	" "	À destination du Canada
-	-	-	-	-	" "	À destination des États-Unis
-	95	148	111	12 903	" "	Total du trafic marchandises transportées(1)
-	95	148	97	11 908	" "	Déchargées du wagon au Canada
-	-	-	14	951	" "	Remises aux autres chemins de fer au Canada
-	-	-	-	45	" "	Remises au réseau des États-Unis
					600. Produits divers, n.d.a.:	
-	-	-	13	30	wagon	Nombre de wagons chargés
-	-	-	11	376	tonnes métriques	Chargées sur wagons au Canada
-	-	-	605	861	" "	En provenance d'autres chemins de fer au Canada
-	-	-	-	-	" "	En provenance des États-Unis:
-	-	-	949	2 165	" "	À destination du Canada
-	-	-	-	-	" "	À destination des États-Unis
-	-	-	1 586	3 404	" "	Total du trafic marchandises transportées(1)
-	-	-	1 193	2 931	" "	Déchargées du wagon au Canada
-	-	-	373	431	" "	Remises aux autres chemins de fer au Canada
-	-	-	-	44	" "	Remises au réseau des États-Unis

Voir note(s) à la fin du tableau.

TABLE 2. Revenue Freight Carried by Railways Within Canada, 1982

No	Commodity		Class I - Classe I		Class II - Classe II			
			Canadian National Canadien National	Canadian Pacific Canadien Pacifique	Algoma Central	British Columbia Railway	Canada Southern (Consolidated Rail)	Chesapeake and Ohio
End-products, inedible (C.L.)								
602. Metal containers:								
1	Number of railway cars loaded	carloads	304	1 839	-	1	1	-
2	Loaded onto railway cars in Canada	metric tonnes	6 318	31 425	-	18	7	-
3	Received from other railways in Canada	" "	339	2 447	-	-	211	-
4	Received from United States rail	" "	-	-	-	-	-	-
5	Destined to Canadian points	" "	658	157	-	-	109	35
5	Destined to United States points	" "	-	11	-	-	-	149
6	Total freight traffic carried(1)	" "	7 315	34 040	-	18	327	184
7	Unloaded from railway cars in Canada	" "	6 874	25 838	-	18	32	-
8	Delivered to other railways in Canada	" "	143	7 861	-	-	84	35
9	Delivered to United States rail connections	" "	298	340	-	-	211	149
604. Glass containers:								
10	Number of railway cars loaded	carloads	143	52	-	-	101	-
11	Loaded onto railway cars in Canada	metric tonnes	3 281	1 284	-	-	1 449	-
12	Received from other railways in Canada	" "	-	881	-	-	-	-
13	Received from United States rail	" "	-	-	-	-	-	-
14	Destined to Canadian points	" "	259	266	-	-	68	-
15	Destined to United States points	" "	-	-	-	-	-	-
15	Total freight traffic carried(1)	" "	3 540	2 431	-	-	1 517	-
16	Unloaded from railway cars in Canada	" "	3 437	2 281	-	-	45	-
17	Delivered to other railways in Canada	" "	-	150	-	-	23	-
18	Delivered to United States rail connections	" "	103	-	-	-	1 449	-
606. Bags, paper:								
19	Number of railway cars loaded	carloads	242	14	-	1	-	-
20	Loaded onto railway cars in Canada	metric tonnes	5 446	339	-	71	-	-
21	Received from other railways in Canada	" "	98	1 909	-	-	-	-
22	Received from United States rail	" "	-	-	-	-	-	-
23	Destined to Canadian points	" "	103	494	-	-	25	-
24	Destined to United States points	" "	75	621	-	-	-	263
24	Total freight traffic carried(1)	" "	5 722	3 363	-	71	25	263
25	Unloaded from railway cars in Canada	" "	3 524	2 314	-	71	-	-
26	Delivered to other railways in Canada	" "	2 124	118	-	-	25	-
27	Delivered to United States rail connections	" "	75	930	-	-	-	263
608. Other paper containers:								
28	Number of railway cars loaded	carloads	662	166	-	-	-	-
29	Loaded onto railway cars in Canada	metric tonnes	11 895	2 605	-	-	-	-
30	Received from other railways in Canada	" "	1 640	2 033	-	-	12	-
31	Received from United States rail	" "	-	-	-	-	-	-
31	Destined to Canadian points	" "	1 670	692	-	-	136	-
32	Destined to United States points	" "	5 352	1 783	-	-	-	330
33	Total freight traffic carried(1)	" "	20 557	7 113	-	-	148	330
34	Unloaded from railway cars in Canada	" "	11 519	4 687	-	-	-	-
35	Delivered to other railways in Canada	" "	1 572	609	-	-	136	-
36	Delivered to United States rail connections	" "	7 467	1 816	-	-	12	330
610. Wooden containers:								
37	Number of railway cars loaded	carloads	48	87	-	-	-	-
38	Loaded onto railway cars in Canada	metric tonnes	935	1 480	-	-	-	-
39	Received from other railways in Canada	" "	-	121	-	-	-	-
40	Received from United States rail	" "	-	-	-	-	-	-
41	Destined to Canadian points	" "	713	1 206	-	-	80	-
42	Destined to United States points	" "	-	181	-	-	-	24
42	Total freight traffic carried(1)	" "	1 648	2 988	-	-	80	24
43	Unloaded from railway cars in Canada	" "	1 487	2 754	-	-	80	-
44	Delivered to other railways in Canada	" "	18	52	-	-	-	-
45	Delivered to United States rail connections	" "	143	181	-	-	-	24
612. Shipping and distribution containers and closures, n.e.s. (not C.O.F.C.):								
46	Number of railway cars loaded	carloads	3 213	848	-	-	9	-
47	Loaded onto railway cars in Canada	metric tonnes	39 542	13 366	-	-	52	-
48	Received from other railways in Canada	" "	622	254	-	-	4 693	-
49	Received from United States rail	" "	-	-	-	-	-	-
50	Destined to Canadian points	" "	42 074	1 333	-	-	1 189	33
51	Destined to United States points	" "	10 092	773	-	-	-	172
51	Total freight traffic carried(1)	" "	92 330	15 726	-	-	5 934	206
52	Unloaded from railway cars in Canada	" "	74 569	3 269	-	-	99	33
53	Delivered to other railways in Canada	" "	427	1 664	-	-	1 090	-
54	Delivered to United States rail connections	" "	17 335	10 792	-	-	4 745	173

See footnote(s) at end of table.

TABLEAU 2. Marchandises payantes transportées par chemin de fer au Canada, 1982

Class II - Classe II				Grand total all Railways	Type de marchandise	No	
Toronto, Hamilton and Buffalo	Ontario Northland	Quebec North Shore and Labrador	All other Tous autres				Total général tous chemins de fer
Produits finals, non comestibles (charge complète):							
602. Conteneurs en métal:							
-	2	-	10	2,157	wagon	Nombre de wagons chargés	1
-	17	-	136	37 921	tonnes métriques	Chargées sur wagons au Canada	2
110	157	-	9 782	13 046	" "	En provenance d'autres chemins de fer au Canada	3
-	-	-	253	1 212	" "	En provenance des Etats-Unis:	
-	-	-	43	203	" "	A destination du Canada	4
-	-	-	-	-	" "	A destination des Etats-Unis	5
110	174	-	10 214	52 382	" "	Total du trafic marchandises transportées(1)	6
-	98	-	689	33 549	" "	Déchargées du wagon au Canada	7
110	76	-	9 460	17 769	" "	Remises aux autres chemins de fer au Canada	8
-	-	-	65	1 063	" "	Remises au réseau des Etats-Unis	9
604. Contenants de verre:							
-	-	-	-	296	wagon	Nombre de wagons chargés	10
-	-	-	-	6 014	tonnes métriques	Chargées sur wagons au Canada	11
-	-	-	-	881	" "	En provenance d'autres chemins de fer au Canada	12
-	-	-	-	-	" "	En provenance des Etats-Unis:	
-	-	-	1 049	1 642	" "	A destination du Canada	13
-	-	-	341	341	" "	A destination des Etats-Unis	14
-	-	-	1 390	8 878	" "	Total du trafic marchandises transportées(1)	15
-	-	-	146	5 909	" "	Déchargées du wagon au Canada	16
-	-	-	1 244	1 417	" "	Remises aux autres chemins de fer au Canada	17
-	-	-	-	1 552	" "	Remises au réseau des Etats-Unis	18
606. Sacs en papier:							
-	-	-	-	257	wagon	Nombre de wagons chargés	19
-	-	-	-	5 856	tonnes métriques	Chargées sur wagons au Canada	20
25	-	-	2 127	4 159	" "	En provenance d'autres chemins de fer au Canada	21
-	-	-	-	-	" "	En provenance des Etats-Unis:	
-	-	-	57	679	" "	A destination du Canada	22
-	-	-	-	959	" "	A destination des Etats-Unis	23
25	-	-	2 184	11 653	" "	Total du trafic marchandises transportées(1)	24
-	-	-	589	6 498	" "	Déchargées du wagon au Canada	25
25	-	-	1 595	3 887	" "	Remises aux autres chemins de fer au Canada	26
-	-	-	-	1 268	" "	Remises au réseau des Etats-Unis	27
608. Autres contenants de papier:							
-	44	1	62	935	wagon	Nombre de wagons chargés	28
-	949	5	1 131	16 585	tonnes métriques	Chargées sur wagons au Canada	29
148	970	-	428	5 231	" "	En provenance d'autres chemins de fer au Canada	30
-	-	-	886	3 384	" "	En provenance des Etats-Unis:	
-	-	-	-	7 465	" "	A destination du Canada	31
-	-	-	-	-	" "	A destination des Etats-Unis	32
148	1 919	5	2 445	32 665	" "	Total du trafic marchandises transportées(1)	33
-	118	5	781	17 110	" "	Déchargées du wagon au Canada	34
148	1 801	-	1 626	5 892	" "	Remises aux autres chemins de fer au Canada	35
-	-	-	39	9 664	" "	Remises au réseau des Etats-Unis	36
610. Contenants en bois:							
1	-	-	-	136	wagon	Nombre de wagons chargés	37
48	-	-	-	2 463	tonnes métriques	Chargées sur wagons au Canada	38
115	-	-	182	418	" "	En provenance d'autres chemins de fer au Canada	39
-	-	-	-	-	" "	En provenance des Etats-Unis:	
-	-	-	704	2 703	" "	A destination du Canada	40
-	-	-	-	205	" "	A destination des Etats-Unis	41
163	-	-	886	5 789	" "	Total du trafic marchandises transportées(1)	42
-	-	-	849	5 170	" "	Déchargées du wagon au Canada	43
163	-	-	-	233	" "	Remises aux autres chemins de fer au Canada	44
-	-	-	37	385	" "	Remises au réseau des Etats-Unis	45
612. Contenants et conteneurs de livraison et d'expédition, n.d.a. (autres que rail-route):							
-	-	-	125	4,195	wagon	Nombre de wagons chargés	46
-	-	-	2 478	55 438	tonnes métriques	Chargées sur wagons au Canada	47
1 496	44	-	1 164	8 273	" "	En provenance d'autres chemins de fer au Canada	48
-	-	-	-	-	" "	En provenance des Etats-Unis:	
-	-	-	802	45 431	" "	A destination du Canada	49
-	-	-	-	11 038	" "	A destination des Etats-Unis	50
1 496	44	-	4 444	120 180	" "	Total du trafic marchandises transportées(1)	51
-	44	-	1 364	79 378	" "	Déchargées du wagon au Canada	52
496	-	-	967	5 644	" "	Remises aux autres chemins de fer au Canada	53
-	-	-	2 115	35 160	" "	Remises au réseau des Etats-Unis	54

Voir note(s) à la fin du tableau.

TABLE 2. Revenue Freight Carried by Railways Within Canada, 1982

No.	Commodity		Class I - Classe I		Class II - Classe II			
			Canadian National Canadien National	Canadian Pacific Canadien Pacifique	Algoma Central	British Columbia Railway	Canada Southern (Consolidated Rail)	Chesapeake and Ohio
End-products, inedible (C.L.):								
614. Containers and closures, n.e.s. (not C.O.F.C.):								
1	Number of railway cars loaded	carloads	-	5	-	11	-	-
2	Loaded onto railway cars in Canada	metric tonnes	-	98	-	180	-	-
3	Received from other railways in Canada	" "	-	-	-	18	-	-
Received from United States rail:								
4	Destined to Canadian points	" "	-	-	-	-	-	-
5	Destined to United States points	" "	-	-	-	-	-	-
6	Total freight traffic carried(1)	" "	-	98	-	198	-	-
7	Unloaded from railway cars in Canada	" "	-	98	-	198	-	-
8	Delivered to other railways in Canada	" "	-	-	-	-	-	-
9	Delivered to United States rail connections	" "	-	-	-	-	-	-
616. Paper end products:								
10	Number of railway cars loaded	carloads	2 343	475	-	-	1	-
11	Loaded onto railway cars in Canada	metric tonnes	75 177	9 715	-	-	15	-
12	Received from other railways in Canada	" "	4 148	490	4 648	-	444	-
Received from United States rail:								
13	Destined to Canadian points	" "	3 311	1 084	-	-	244	-
14	Destined to United States points	" "	163	21	-	-	-	-
15	Total freight traffic carried(1)	" "	82 799	11 310	4 648	-	703	-
16	Unloaded from railway cars in Canada	" "	43 883	10 428	35	-	64	-
17	Delivered to other railways in Canada	" "	32 708	757	4 612	-	180	-
18	Delivered to United States rail connections	" "	8 208	125	-	-	458	-
618 Plastic end products:								
19	Number of railway cars loaded	carloads	171	611	-	5	1	-
20	Loaded onto railway cars in Canada	metric tonnes	3 614	9 634	-	73	22	-
21	Received from other railways in Canada	" "	606	801	-	-	22	45
Received from United States rail:								
22	Destined to Canadian points	" "	399	265	-	-	76	57
23	Destined to United States points	" "	-	168	-	-	-	76
24	Total freight traffic carried(1)	" "	4 619	10 668	-	73	120	180
25	Unloaded from railway cars in Canada	" "	3 242	5 205	-	73	51	45
26	Delivered to other railways in Canada	" "	1 035	2 580	-	-	25	57
27	Delivered to United States rail connections	" "	342	3 083	-	-	44	76
620. Remaining end products:								
28	Number of railway cars loaded	carloads	70	185	-	1	6	4
29	Loaded onto railway cars in Canada	metric tonnes	2 138	3 374	-	87	95	77
30	Received from other railways in Canada	" "	88	488	-	-	414	-
Received from United States rail:								
31	Destined to Canadian points	" "	737	8 020	-	-	3 230	-
32	Destined to United States points	" "	36	82	-	-	-	111
33	Total freight traffic carried(1)	" "	2 999	11 964	-	87	3 739	188
34	Unloaded from railway cars in Canada	" "	2 037	10 220	-	87	1 254	-
35	Delivered to other railways in Canada	" "	44	287	-	-	1 976	77
36	Delivered to United States rail connections	" "	918	1 476	-	-	509	111
995. Total:								
37	Number of railway cars loaded	carloads	91 573	49 227	35	433	1 030	1 490
38	Loaded onto railway cars in Canada	metric tonnes	1 794 339	978 189	571	13 890	14 807	40 786
39	Received from other railways in Canada	" "	106 573	169 404	5 363	9 390	19 969	5 176
Received from United States rail:								
40	Destined to Canadian points	" "	599 796	514 141	-	-	144 720	4 938
41	Destined to United States points	" "	119 059	34 089	-	-	-	149 753
42	Total freight traffic carried(1)	" "	2 619 767	1 713 823	5 934	23 280	179 496	200 653
43	Unloaded from railway cars in Canada	" "	1 806 120	1 269 231	300	22 065	5 567	5 419
44	Delivered to other railways in Canada	" "	164 155	121 353	5 634	1 215	141 035	1 860
45	Delivered to United States rail connections	" "	649 492	323 238	-	-	32 693	193 375
Section VI:								
Special types of traffic (C.L.):								
622. Shipping containers returned empty (not C.O.F.C.):								
46	Number of railway cars loaded	carloads	1 600	330	-	-	15	-
47	Loaded onto railway cars in Canada	metric tonnes	25 592	4 844	-	-	171	-
48	Received from other railways in Canada	" "	3 073	2 584	-	-	222	44
Received from United States rail:								
49	Destined to Canadian points	" "	14 189	4 105	-	-	708	222
50	Destined to United States points	" "	7 329	2 026	-	-	-	246
51	Total freight traffic carried(1)	" "	50 163	13 559	-	-	1 101	512
52	Unloaded from railway cars in Canada	" "	38 810	8 767	-	-	185	250
53	Delivered to other railways in Canada	" "	957	1 725	-	-	645	18
54	Delivered to United States rail connections	" "	10 596	3 067	-	-	270	246

See footnote(s) at end of table.

TABLEAU 2. Marchandises payantes transportées par chemin de fer au Canada, 1982

Class II - Classe II				Grand total all Railways Total général tous chemins de fer	Type de marchandise	No
Toronto, Hamilton and Buffalo	Ontario Northland	Quebec North Shore and Labrador	All other Tous autres			
Produits finis, non comestibles (charge complète):						
614. Conteneurs et conteneurs fermés (autres que rail-route):						
-	-	-	-	16	wagon	Nombre de wagons chargés
-	-	-	-	278	tonnes métriques	Chargées sur wagons au Canada
-	-	-	-	18	"	En provenance d'autres chemins de fer au Canada
-	-	-	194	194	"	En provenance des États-Unis:
-	-	-	-	-	"	A destination du Canada
-	-	-	-	-	"	A destination des États-Unis
-	-	-	194	490	"	Total du trafic marchandises transportées(1)
-	-	-	-	296	"	Déchargées du wagon au Canada
-	-	-	194	194	"	Remises aux autres chemins de fer au Canada
-	-	-	-	-	"	Remises au réseau des États-Unis
616. Produits finis en papier:						
-	-	-	3	2 822	wagon	Nombre de wagons chargés
-	-	-	19	84 926	tonnes métriques	Chargées sur wagons au Canada
106	10 561	-	112	20 509	"	En provenance d'autres chemins de fer au Canada
-	-	-	-	-	"	En provenance des États-Unis:
-	-	-	710	5 349	"	A destination du Canada
-	-	-	-	164	"	A destination des États-Unis
106	10 561	-	841	110 966	"	Total du trafic marchandises transportées(1)
-	183	-	78	54 671	"	Déchargées du wagon au Canada
106	10 377	-	745	49 485	"	Remises aux autres chemins de fer au Canada
-	-	-	19	8 810	"	Remises au réseau des États-Unis
618. Produits finis en plastique:						
-	-	-	66	1,054	wagon	Nombre de wagons chargés
-	-	-	778	14 121	tonnes métriques	Chargées sur wagons au Canada
47	-	-	1 461	2 982	"	En provenance d'autres chemins de fer au Canada
-	-	-	-	-	"	En provenance des États-Unis:
-	-	-	79	876	"	A destination du Canada
-	-	-	-	246	"	A destination des États-Unis
47	-	-	2 318	18 228	"	Total du trafic marchandises transportées(1)
23	-	-	1 636	10 275	"	Déchargées du wagon au Canada
24	-	-	683	4 404	"	Remises aux autres chemins de fer au Canada
-	-	-	-	3 547	"	Remises au réseau des États-Unis
620. Autres produits finis:						
-	-	-	3	269	wagon	Nombre de wagons chargés
-	-	-	71	5 842	tonnes métriques	Chargées sur wagons au Canada
38	-	-	136	1 164	"	En provenance d'autres chemins de fer au Canada
-	-	-	-	-	"	En provenance des États-Unis:
-	-	-	6 032	18 019	"	A destination du Canada
-	-	-	-	229	"	A destination des États-Unis
38	-	-	6 239	25 254	"	Total du trafic marchandises transportées(1)
-	-	-	6 022	19 620	"	Déchargées du wagon au Canada
38	-	-	126	2 530	"	Remises aux autres chemins de fer au Canada
-	-	-	87	3 101	"	Remises au réseau des États-Unis
995. Total:						
695	426	992	18 705	182 606	wagon	Nombre de wagons chargés
11 210	3 504	17 159	300 571	3 173 026	tonnes métriques	Chargées sur wagons au Canada
51 805	17 172	1 140	166 830	594 822	"	En provenance d'autres chemins de fer au Canada
-	-	-	245 230	1 508 825	"	En provenance des États-Unis:
-	-	-	32 992	335 893	"	A destination du Canada
-	-	-	-	-	"	A destination des États-Unis
63 015	20 676	18 299	767 623	5 512 566	"	Total du trafic marchandises transportées(1)
5 813	4 475	16 332	331 692	3 467 014	"	Déchargées du wagon au Canada
57 202	16 201	1 667	202 058	712 860	"	Remises aux autres chemins de fer au Canada
-	-	-	233 674	1 432 672	"	Remises au réseau des États-Unis
Section VI:						
Transports spéciaux (charge complète):						
822. Conteneurs vides retournés à l'expéditeur (autres que rail-route):						
-	17	38	283	2,483	wagon	Nombre de wagons chargés
-	211	341	2 980	34 139	tonnes métriques	Chargées sur wagons au Canada
350	641	-	456	7 570	"	En provenance d'autres chemins de fer au Canada
-	-	-	-	-	"	En provenance des États-Unis:
-	-	-	3 178	22 382	"	A destination du Canada
-	-	-	397	9 998	"	A destination des États-Unis
350	1 052	341	7 011	74 089	"	Total du trafic marchandises transportées(1)
-	406	341	2 072	50 631	"	Déchargées du wagon au Canada
350	648	-	1 994	6 333	"	Remises aux autres chemins de fer au Canada
-	-	-	2 945	17 124	"	Remises au réseau des États-Unis

Voir note(s) à la fin du tableau.

TABLE 2. Revenue Freight Carried by Railways Within Canada, 1982

No	Commodity	Class I - Classe I		Class II - Classe II				
		Canadian National Canadien National	Canadian Pacific Canadien Pacifique	Algoma Central	British Columbia Railway	Canada Southern (Consolidated Rail)	Chesapeake and Ohio	
Special types of traffic (C.L.):								
624. Mixed carload freight, n.e.s.:								
1	Number of railway cars loaded	carloads	40,754	96	-	1,260	420	79
2	Loaded onto railway cars in Canada	metric tonnes	1 106 018	1 771	-	26 874	7 443	2 011
3	Received from other railways in Canada	" "	654	830	-	538	45	145
Received from United States rail:								
4	Destined to Canadian points	" "	4 593	13 658	-	-	21 549	38 661
5	Destined to United States points	" "	640	2 044	-	-	-	27 937
6	Total freight traffic carried(1)	" "	1 111 905	18 303	-	27 412	29 037	66 754
7	Unloaded from railway cars in Canada	" "	1 110 181	14 729	-	27 337	21 531	38 138
8	Delivered to other railways in Canada	" "	300	1 181	-	-	54	657
9	Delivered to United States rail connections	" "	1 424	2 392	-	74	7 453	29 960
626. Freight forwarder and shipper association traffic:								
10	Number of railway cars loaded	carloads	25,622	32,967	-	-	89	-
11	Loaded onto railway cars in Canada	metric tonnes	599 235	497 142	-	-	1 358	-
12	Received from other railways in Canada	" "	1 689	611	-	-	-	547
Received from United States rail:								
13	Destined to Canadian points	" "	41	3 287	-	-	4 060	-
14	Destined to United States points	" "	-	33	-	-	-	-
15	Total freight traffic carried(1)	" "	600 965	501 073	-	-	5 418	547
16	Unloaded from railway cars in Canada	" "	597 684	469 261	-	-	4 060	547
17	Delivered to other railways in Canada	" "	3 280	31 778	-	-	-	-
18	Delivered to United States rail connections	" "	-	33	-	-	1 358	-
628. Piggyback (T.O.F.C.) motor common carrier trailers (Plans I and V)(2):								
19	Number of railway cars loaded	carloads	21,529	69,898	-	200	-	-
20	Loaded onto railway cars in Canada	metric tonnes	559 556	1 534 412	-	4 086	-	-
21	Received from other railways in Canada	" "	-	44	-	-	-	-
Received from United States rail:								
22	Destined to Canadian points	" "	-	21 846	-	-	-	-
23	Destined to United States points	" "	-	528	-	-	-	136
24	Total freight traffic carried(1)	" "	559 556	1 556 830	-	4 086	-	136
25	Unloaded from railway cars in Canada	" "	559 556	1 546 286	-	4 086	-	-
26	Delivered to other railways in Canada	" "	-	275	-	-	-	-
27	Delivered to United States rail connections	" "	-	10 269	-	-	-	136
630. Piggyback (C.O.F.C.) motor common carrier containers (Plans I and V)(2):								
28	Number of railway cars loaded	carloads	52,091	79,723	-	-	-	-
29	Loaded onto railway cars in Canada	metric tonnes	2 143 253	2 439 082	-	-	-	-
30	Received from other railways in Canada	" "	570	-	-	-	-	-
Received from United States rail:								
31	Destined to Canadian points	" "	76 277	192 930	-	-	-	-
32	Destined to United States points	" "	36	187	-	-	-	-
33	Total freight traffic carried(1)	" "	2 220 136	2 632 199	-	-	-	-
34	Unloaded from railway cars in Canada	" "	2 216 934	2 328 406	-	-	-	-
35	Delivered to other railways in Canada	" "	-	11 968	-	-	-	-
36	Delivered to United States rail connections	" "	3 201	291 826	-	-	-	-
632. Piggyback (T.O.F.C.) other trailers (Plans III, IV and open tariff)(2):								
37	Number of railway cars loaded	carloads	-	-	-	-	-	-
38	Loaded onto railway cars in Canada	metric tonnes	-	-	-	-	-	-
39	Received from other railways in Canada	" "	-	-	-	-	-	-
Received from United States rail:								
40	Destined to Canadian points	" "	-	-	-	-	-	-
41	Destined to United States points	" "	-	-	-	-	-	-
42	Total freight traffic carried(1)	" "	-	-	-	-	-	-
43	Unloaded from railway cars in Canada	" "	-	-	-	-	-	-
44	Delivered to other railways in Canada	" "	-	-	-	-	-	-
45	Delivered to United States rail connections	" "	-	-	-	-	-	-
634. Piggyback (C.O.F.C.) other containers (Plans III, IV and open tariff)(2):								
46	Number of railway cars loaded	carloads	-	-	-	-	-	-
47	Loaded onto railway cars in Canada	metric tonnes	-	-	-	-	-	-
48	Received from other railways in Canada	" "	-	-	-	-	-	-
Received from United States rail:								
49	Destined to Canadian points	" "	-	-	-	-	-	-
50	Destined to United States points	" "	-	-	-	-	-	-
51	Total freight traffic carried(1)	" "	-	-	-	-	-	-
52	Unloaded from railway cars in Canada	" "	-	-	-	-	-	-
53	Delivered to other railways in Canada	" "	-	-	-	-	-	-
54	Delivered to United States rail connections	" "	-	-	-	-	-	-

See footnote(s) at end of table.

TABLEAU 2. Marchandises payantes transportées par chemin de fer au Canada, 1982

Classe II - Classe II				Grand total all Railways	Type de marchandise	No
Toronto, Hamilton and Buffalo	Ontario Northland	Quebec North Shore and Labrador	All other Tous autres			
Transports spéciaux (charge complète):						
624. Chargements mixtes, n.d.a.:						
-	11	1,007	8,895	52,522	wagon	1
-	257	19 575	209 392	1 373 341	tonnes métriques	2
45	119	37	2 066	4 479	" "	3
-	-	-	199 416	277 877	" "	4
-	-	-	11 131	41 752	" "	5
45	376	19 612	422 005	1 697 449	" "	6
-	41	19 576	211 336	1 442 869	" "	7
45	335	36	6 996	9 604	" "	8
-	-	-	203 672	244 975	" "	9
626. Trafic des maisons d'expédition et des groupements d'expéditeurs:						
-	-	-	596	59,274	wagon	10
-	-	-	10 959	1 108 694	tonnes métriques	11
-	-	-	59 212	62 059	" "	12
-	-	-	61 245	68 633	" "	13
-	-	-	-	33	" "	14
-	-	-	131 416	1 239 419	" "	15
-	-	-	69 827	1 141 379	" "	16
-	-	-	51 271	86 329	" "	17
-	-	-	10 319	11 710	" "	18
628. Piggyback-remorques (rail-route) des transporteurs publics (plans I et V)(2):						
-	-	1,444	834	93,905	wagon	19
-	-	12 687	16 933	2 127 674	tonnes métriques	20
-	-	-	-	44	" "	21
-	-	-	-	21 846	" "	22
-	-	-	18	682	" "	23
-	-	12 687	16 951	2 150 246	" "	24
-	-	12 687	16 933	2 139 548	" "	25
-	-	-	-	275	" "	26
-	-	-	18	10 423	" "	27
630. Piggyback-conteneurs (rail-route) des transporteurs publics (plans I et V)(2):						
-	-	-	-	131,814	wagon	26
-	-	-	-	4 582 335	tonnes métriques	29
-	-	-	-	570	" "	30
-	-	-	-	269 207	" "	31
-	-	-	-	223	" "	32
-	-	-	-	4 852 335	" "	33
-	-	-	-	4 545 340	" "	34
-	-	-	-	11 968	" "	35
-	-	-	-	295 027	" "	36
632. Piggyback-autres remorques (rail-route) (plans II, IV et tarif général)(2):						
-	-	-	-	-	wagon	37
-	-	-	-	-	tonnes métriques	38
-	-	-	-	-	" "	39
-	-	-	-	-	" "	40
-	-	-	-	-	" "	41
-	-	-	-	-	" "	42
-	-	-	-	-	" "	43
-	-	-	-	-	" "	44
-	-	-	-	-	" "	45
634. Piggyback-autres conteneurs (rail-route) (plans III, IV et tarif général)(2):						
-	-	-	-	-	wagon	46
-	-	-	-	-	tonnes métriques	47
-	-	-	-	-	" "	48
-	-	-	-	-	" "	49
-	-	-	-	-	" "	50
-	-	-	-	-	" "	51
-	-	-	-	-	" "	52
-	-	-	-	-	" "	53
-	-	-	-	-	" "	54

Voir note(s) à la fin du tableau.

TABLE 2. Revenue Freight Carried by Railways Within Canada, 1982

Commodity		Class I - Classe I		Class II - Classe II				
		Canadian National Canadien National	Canadian Pacific Canadien Pacifique	Algoma Central	British Columbia Railway	Canada Southern (Consolidated Rail)	Chesapeake and Ohio	
Special types of traffic (C.L.):								
995. Total:								
1	Number of railway cars loaded	carloads	141,796	183,014	-	1,460	524	79
2	Loaded onto railway cars in Canada	metric tonnes	4 433 653	4 477 251	-	30 959	8 972	2 011
3	Received from other railways in Canada	" "	5 986	4 069	-	538	266	737
Received from United States rail:								
4	Destined to Canadian points	" "	95 080	235 825	-	-	26 317	38 884
5	Destined to United States points	" "	8 006	4 817	-	-	-	28 319
6	Total freight traffic carried(1)	" "	4 542 725	4 721 962	-	31 497	35 557	69 951
7	Unloaded from railway cars in Canada	" "	4 522 965	4 367 449	-	31 423	25 776	36 935
8	Delivered to other railways in Canada	" "	4 538	46 926	-	-	699	673
9	Delivered to United States rail connections	" "	15 222	307 587	-	74	9 081	30 342
997. Grand total, carload traffic:								
10	Number of railway cars loaded	carloads	1 291 401	1 071 198	24 711	125 266	7 507	21 218
11	Loaded onto railway cars in Canada	metric tonnes	75 781 019	66 802 023	1 718 504	7 065 122	289 013	1 357 264
12	Received from other railways in Canada	" "	8 507 846	4 569 266	311 866	182 389	966 125	171 074
Received from United States rail:								
13	Destined to Canadian points	" "	3 757 255	3 536 220	-	28 555	461 899	378 478
14	Destined to United States points	" "	1 109 296	1 114 834	-	-	-	695 302
15	Total freight traffic carried(1)	" "	87 155 416	79 022 343	2 028 370	7 278 066	1 717 037	2 602 118
16	Unloaded from railway cars in Canada	" "	70 836 810	61 658 534	1 316 616	4 894 657	335 155	537 297
17	Delivered to other railways in Canada	" "	4 911 793	3 875 979	711 752	2 276 535	427 411	746 110
18	Delivered to United States rail connections	" "	11 606 814	10 667 831	-	104 874	954 471	1 318 710
Section VII:								
Non-carload freight:								
643. Non-carload shipments (L.C.L. express, etc.):								
19	Number of railway cars loaded	carloads	387 368	3 963	151	2 804	-	122 886
20	Loaded onto railway cars in Canada	metric tonnes	387 368	3 963	151	2 804	-	10 082
21	Received from other railways in Canada	" "	-	-	-	-	-	-
Received from United States rail:								
22	Destined to Canadian points	" "	-	14	-	-	-	26 767
23	Destined to United States points	" "	-	-	-	-	-	46 298
24	Total freight traffic carried(1)	" "	387 368	3 977	191	2 804	-	208 033
25	Unloaded from railway cars in Canada	" "	387 368	3 977	151	2 804	-	39 707
26	Delivered to other railways in Canada	" "	-	-	-	-	-	55 754
27	Delivered to United States rail connections	" "	-	-	-	-	-	112 573
998. Grand total, carload and non-carload traffic:								
28	Number of railway cars loaded	carloads	78 168 387	66 805 967	1 716 856	7 067 926	289 013	1 480 150
29	Loaded onto railway cars in Canada	metric tonnes	8 507 846	4 569 266	311 866	182 389	966 125	181 156
30	Received from other railways in Canada	" "	-	-	-	-	-	-
Received from United States rail:								
31	Destined to Canadian points	" "	3 757 255	3 536 233	-	28 555	461 899	405 246
32	Destined to United States points	" "	1 109 296	1 114 834	-	-	-	743 569
33	Total freight traffic carried(1)	" "	87 542 784	78 028 320	2 028 822	7 278 870	1 717 037	2 810 161
34	Unloaded from railway cars in Canada	" "	71 024 178	61 662 511	1 316 770	4 897 481	335 155	577 004
35	Delivered to other railways in Canada	" "	4 911 793	3 875 979	711 752	2 276 535	427 411	801 864
36	Delivered to United States rail connections	" "	11 606 814	10 667 831	-	104 874	954 471	1 431 283


(1) Includes all traffic carried by each individual railway. Traffic received from other railways in Canada will thus also be included in the totals for one or more other railways.
 (2) Excludes railway-owned (Plan II) trailers and containers for which data are included under appropriate commodities according to trailer or container contents.

TABLEAU 2. Marchandises payantes transportées par chemin de fer au Canada, 1982

Class II - Classe II				Grand total all Railways	Type de marchandise	No
Toronto, Hamilton and Buffalo	Ontario Northland	Quebec North Shore and Labrador	All other Tous autres			
					Transports spéciaux (charge complète):	
					996. Total:	
-	26	2,489	10,608	339,998	wagon	Nombre de wagons chargés
-	468	32 603	240 264	9 226 181	tonnes métriques	Chargées sur wagons au Canada
396	960	37	61 735	74 726	" "	En provenance d'autres chemins de fer au Canada
-	-	-	263 839	559 945	" "	En provenance des États-Unis:
-	-	-	11 546	52 688	" "	À destination du Canada
-	-	-	-	-	" "	À destination des États-Unis
396	1 428	32 640	577 384	10 013 540	" "	Total du trafic marchandises transportées(1)
-	447	32 604	300 167	9 319 786	" "	Déchargées du wagon au Canada
396	981	36	80 260	114 509	" "	Remises aux autres chemins de fer au Canada
-	-	-	216 955	579 261	" "	Remises au réseau des États-Unis
					997. Total du trafic, charge complète:	
8 228	41,545	154,112	354,097	3,099,283	wagon	Nombre de wagons chargés
448 965	3 336 865	15 177 534	27 054 050	199 026 359	tonnes métriques	Chargées sur wagons au Canada
1 449 570	1 178 381	3 276 917	6 007 760	24 623 194	" "	En provenance d'autres chemins de fer au Canada
-	-	-	1 595 143	9 757 550	" "	En provenance des États-Unis:
-	-	-	452 211	3 371 643	" "	À destination du Canada
-	-	-	-	-	" "	À destination des États-Unis
1 896 535	4 515 246	18 456 451	35 109 164	236 778 746	" "	Total du trafic marchandises transportées(1)
960 904	1 204 618	15 169 326	26 909 266	183 623 187	" "	Déchargées du wagon au Canada
935 631	3 310 628	3 287 125	5 013 269	25 296 233	" "	Remises aux autres chemins de fer au Canada
-	-	-	3 186 629	27 859 329	" "	Remises au réseau des États-Unis
					Section VII:	
					Trafic des chargements de détail:	
					640. Livraisons de marchandises de détail (tarifs grande et petite vitesse):	
-	-	23 421	2 543	543 136	wagon	Nombre de wagons chargés
16	-	98	56	10 256	tonnes métriques	Chargées sur wagons au Canada
-	-	-	122	26 903	" "	En provenance d'autres chemins de fer au Canada
-	-	-	43	48 341	" "	En provenance des États-Unis:
-	-	-	-	-	" "	À destination du Canada
16	-	23 519	2 766	628 636	" "	À destination des États-Unis
-	-	-	-	-	" "	Total du trafic marchandises transportées(1)
-	-	22 717	2 036	458 760	" "	Déchargées du wagon au Canada
16	-	602	73	56 647	" "	Remises aux autres chemins de fer au Canada
-	-	-	656	113 229	" "	Remises au réseau des États-Unis
					998. Total, charges complètes et chargements de détail:	
446 965	3 336 865	15 200 955	27 056 593	199 569 497	wagon	Nombre de wagons chargés
1 449 588	1 178 381	3 279 015	6 007 819	24 633 451	tonnes métriques	Chargées sur wagons au Canada
-	-	-	1 595 264	9 784 452	" "	En provenance d'autres chemins de fer au Canada
-	-	-	452 253	3 419 962	" "	En provenance des États-Unis:
-	-	-	-	-	" "	À destination du Canada
1 896 553	4 515 246	16 479 970	35 111 929	237 407 382	" "	À destination des États-Unis
960 904	1 204 618	15 192 043	26 911 304	184 081 948	" "	Total du trafic marchandises transportées(1)
935 649	3 310 628	3 287 927	5 013 342	25 352 880	" "	Déchargées du wagon au Canada
-	-	-	3 187 287	27 972 560	" "	Remises aux autres chemins de fer au Canada
-	-	-	-	-	" "	Remises au réseau des États-Unis

(1) Comprend l'ensemble du trafic marchandises effectué par chaque société ferroviaire individuelle. Les marchandises provenant d'autres sociétés ferroviaires du Canada seront ainsi également incluses dans les totaux pour une société ferroviaire ou plus.

(2) Non compris les remorques et conteneurs qui sont la propriété des compagnies ferroviaires (plan II) et dont le fret a été classé par type de marchandise suivant le contenu de la remorque ou conteneur.



AVAILABLE PUBLICATIONS

Publications produced by the Transportation and Communications Division dealing with Railway Transport Statistics.

Catalogue

Periodical

- 52-001 **Railway Carloadings (Monthly), Bil.**
Cars and tonnes of revenue freight loaded in Eastern and Western Canada, by 70 commodities.
- 52-003 **Railway Operating Statistics (Monthly), Bil.**
Financial, traffic and operating statistics of railways in Canada.
- 52-004 **Railway Transport Service Bulletin (Occasional), Bil.**
Summary releases in advance of regular publications and results of special studies.

Annual

- 52-205 **Railway Freight Traffic, Bil.**
Revenue freight carried in Canada, by province and region with details for more than 300 commodities.
- 52-207 **Railway Transport: Part I, Bil. (Last issue 1981)**
Comparative summary statistics — latest five years. Includes accident statistics.
- 52-208 **Railway Transport: Part II, Bil. (Last issue 1981)**
Financial Statistics.
- 52-209 **Railway Transport: Part III, Bil. (Last issue 1981)**
Equipment, track and fuel statistics.
- 52-210 **Railway Transport: Part IV, Bil. (Last issue 1981)**
Operating and traffic statistics.
- 52-211 **Railway Transport in Canada — Commodity Statistics, Bil. formerly called: Railway Transport, Part V.**
Freight carried by principal commodity classes.
- 52-212 **Railway Transport: Part VI, Bil. (Last issue 1981)**

CHOIX DE PUBLICATIONS

Publications produites par la Division de transports et des communications sur la statistique du transport ferroviaire.

Catalogue

Périodiques

- 52-001 **Chargements ferroviaires (mensuel), Bil.**
Nombre de wagons chargés et volume du fret payant chargé dans l'est et l'ouest du Canada, pour 70 produits.
- 52-003 **Statistique de l'exploitation ferroviaire (mensuel), Bil.**
Statistiques des finances, du trafic et de l'exploitation des transporteurs ferroviaires du Canada.
- 52-004 **Bulletin de service sur le transport par rail (hors série), Bil.**
Communiqués paraissant avant la publication des bulletins réguliers et résultats d'études spéciales.

Annuelles

- 52-205 **Trafic-marchandises ferroviaire. Bil.**
Fret payant transporté par province et région, avec détails pour plus de 300 produits.
- 52-207 **Transport ferroviaire: Partie I, Bil. (Dernière édition 1981)**
Résumé comparatif des statistiques — cinq dernières années. Statistiques des accidents.
- 52-208 **Transport ferroviaire: Partie II, Bil. (Dernière édition 1981)**
Statistiques de la situation financière.
- 52-209 **Transport ferroviaire: Partie III, Bil. (Dernière édition 1981)**
Statistiques du matériel, des voies et du carburant.
- 52-210 **Transport ferroviaire: Partie IV, Bil. (Dernière édition 1981)**
Statistiques de l'exploitation et du trafic.
- 52-211 **Transport ferroviaire du Canada — Statistiques sur les marchandises, Bil. autrefois appelée: Transport ferroviaire: Partie V Bil.**
Marchandises transportées, par grands groupes de produits.
- 52-212 **Transport ferroviaire: Partie VI, Bil. (Dernière édition 1981)**

Catalogue

Employment statistics.

52-213 Canadian National Railways and Canadian Pacific Limited, Bil. (Last issue 1981)

Financial and operating statistics of the entire systems — latest five years.

52-214 Railway Transport, (Annual), Bil.

Railway commodity origin and destination statistics.

52-215 Railway Transport in Canada, — General Statistics First issue, Bil.

Bil. — Bilingual

In addition to the selected publications listed above, Statistics Canada publishes a wide range of statistical reports on Canadian economic and social affairs. A comprehensive catalogue of all current publications is available free on request from Statistics Canada, Ottawa (Canada), K1A 0T6.

Catalogue

Statistiques de l'emploi.

52-213 Les chemins de fer Nationaux du Canada et Canadien Pacifique Limitée, Bil. (Dernière édition 1981)

Statistiques de la situation financière et de l'exploitation de l'ensemble des systèmes — cinq dernières années.


52-214 Transport ferroviaire, (annuel), Bil.

Statistique sur l'origine et la destination des marchandises transportées par chemin de fer.

52-215 Transport ferroviaire du Canada, — Statistics générales première édition, bil.

Bil. — Bilingue

Outre les publications énumérées ci-dessus, Statistique Canada publie une grande variété de bulletins statistiques sur la situation économique et social du Canada. On peut se procurer gratuitement un catalogue complet des publications courantes en s'adressant à Statistique Canada, Ottawa (Canada), K1A 0T6.






DATE DUE
DATE DE RETOUR

SEP - 31 1986

Ellison

MAY - 4 1983

STATISTICS CANADA LIBRARY
BIBLIOTHÈQUE STATISTIQUE CANADA



1010702692