

# Railway transport in Canada


Commodity statistics

1983

# Transport ferroviaire du Canada

Statistiques sur les marchandises

1983



### Data in Many Forms . . .

Statistics Canada disseminates data in a variety of forms. In addition to publications, both standard and special tabulations are offered on computer print-outs, microfiche and microfilm, and magnetic tapes. Maps and other geographic reference materials are available for some types of data. Direct access to aggregated information is possible through CANSIM, Statistics Canada's machine-readable data base and retrieval system.

### How to Obtain More Information

Inquiries about this publication and related statistics or services should be directed to:

Surface and Marine Transport Section,  
Transportation and Communications Division,

Statistics Canada, Ottawa, K1A 0T6 (Telephone: 990-8693) or to the Statistics Canada reference centre in:

St. John's	(772-4073)	Sturgeon Falls	(753-4888)
Halifax	(426-5331)	Winnipeg	(949-4020)
Montréal	(283-5725)	Regina	(359-5405)
Ottawa	(990-8116)	Edmonton	(420-3027)
Toronto	(966-6586)	Vancouver	(666-3691)

Toll-free access is provided in all provinces and territories, **for users who reside outside the local dialing area** of any of the regional reference centres.

Newfoundland and Labrador	Zenith 0-7037
Nova Scotia, New Brunswick and Prince Edward Island	1-800-565-7192
Quebec	1-800-361-2831
Ontario	1-800-268-1151
Manitoba	1-800-282-8006
Saskatchewan	1(112)800-667-3524
Alberta	1-800-222-6400
British Columbia (South and Central)	112-800-663-1551
Yukon and Northern B.C. (area served by NorthwesTel Inc.)	Zenith 0-8913
Northwest Territories (area served by NorthwesTel Inc.)	Zenith 2-2015

### How to Order Publications

This and other Statistics Canada publications may be purchased from local authorized agents and other community bookstores, through the local Statistics Canada offices, or by mail order to Publication Sales and Services, Statistics Canada, K1A 0T6.

### Des données sous plusieurs formes . . .

Statistique Canada diffuse les données sous formes diverses. Outre les publications, des totalisations habituelles et spéciales sont offertes sur imprimés d'ordinateur, sur microfiches et microfilms et sur bandes magnétiques. Des cartes et d'autres documents de référence géographiques sont disponibles pour certaines sortes de données. L'accès direct à des données agrégées est possible par le truchement de CANSIM, la base de données ordiolingue et le système d'extraction de Statistique Canada.

### Comment obtenir d'autres renseignements

Toutes demandes de renseignements au sujet de cette publication ou de statistiques et services connexes doivent être adressées à:

Section des transports de surface et maritimes,  
Division des transports et des communications,

Statistique Canada, Ottawa, K1A 0T6 (téléphone: 990-8693) ou au centre de consultation de Statistique Canada à:

St. John's	(772-4073)	Sturgeon Falls	(753-4888)
Halifax	(426-5331)	Winnipeg	(949-4020)
Montréal	(283-5725)	Regina	(359-5405)
Ottawa	(990-8116)	Edmonton	(420-3027)
Toronto	(966-6586)	Vancouver	(666-3691)

Un service d'appel interurbain sans frais est offert, dans toutes les provinces et dans les territoires, aux **utilisateurs qui habitent à l'extérieur des zones de communication locale** des centres régionaux de consultation.

Terre-Neuve et Labrador	Zénith 0-7037
Nouvelle-Écosse, Nouveau-Brunswick et Île-du-Prince-Édouard	1-800-565-7192
Québec	1-800-361-2831
Ontario	1-800-268-1151
Manitoba	1-800-282-8006
Saskatchewan	1(112)800-667-3524
Alberta	1-800-222-6400
Colombie-Britannique (sud et centrale)	112-800-663-1551
Yukon et nord de la C.-B. (territoire desservi par la NorthwesTel Inc.)	Zénith 0-8913
Territoires du Nord-Ouest (territoire desservi par la NorthwesTel Inc.)	Zénith 2-2015

### Comment commander les publications

On peut se procurer cette publication et les autres publications de Statistique Canada auprès des agents autorisés et des autres librairies locales, par l'entremise des bureaux locaux de Statistique Canada, ou en écrivant à la Section des ventes et de la distribution des publications, Statistique Canada, Ottawa, K1A 0T6.

## Statistics Canada

Transportation and Communications Division  
Surface and Marine Transport  
Section

# Railway transport in Canada

Commodity statistics

1983

Published under the authority of  
the Minister of Supply and  
Services Canada

Statistics Canada should be credited when  
reproducing or quoting any part of this document

© Minister of Supply  
and Services Canada 1984

November 1984  
5-3509-523

Price: Canada, \$8.85  
Other Countries, \$10.60

Catalogue 52-211

ISSN 0823-3969

Ottawa

## Statistique Canada

Division des transports et des communications  
Section des transports de surface  
et maritimes

# Transport ferroviaire du Canada

Statistiques sur les marchandises

1983

Publication autorisée par  
le ministre des Approvisionnements et  
Services Canada

Reproduction ou citation autorisée sous réserve  
d'indication de la source: Statistique Canada

© Ministre des Approvisionnements  
et Services Canada 1984

Novembre 1984  
5-3509-523

Prix: Canada, \$8.85  
Autres pays, \$10.60

Catalogue 52-211

ISSN 0823-3969

Ottawa

## Symbols

The following standard symbols are used in Statistics Canada publications:

- . . figures not available.
- . . . figures not appropriate or not applicable.
  - nil or zero.
- - amount too small to be expressed.
- P preliminary figures.
- † revised figures.
- X confidential to meet secrecy requirements of the Statistics Act.

### NOTE

An Explanation of abbreviations used through-out this report follows:

- N.E.S. - not elsewhere specified.
- C.L. - carload.
- L.C.L. - less than carload.
- T.O.F.C. - trailer on flat car.
- C.O.F.C. - container on flat car.

## Signes conventionnels

Les signes conventionnels suivants sont employés uniformément dans les publications de Statistique Canada:

- . . nombres indisponibles.
- . . . n'ayant pas lieu de figurer.
  - néant ou zéro.
- - nombres infimes.
- P nombres provisoires.
- † nombres rectifiés.
- X confidentiel en vertu des dispositions de la Loi sur la statistique relatives au secret.

### NOTA

L'explication des abréviations employées dans le présent bulletin:

- n.d.a. - non dénommé ailleurs.
- } Ces abréviations ne sont pas utilisées en français.

## Table of contents

	Page
Introduction	v
General	v
Coverage and Methodology	vi
Quality and Data Limitations	vii
Concepts and Definitions	vii
Statistical Highlights	ix

### Table

1. Revenue Freight Carried by Railways Within Canada - Summary, 1983	2
2. Revenue Freight Carried by Railways Within Canada, 1983	12
Available Publications	123

## Table des matières

	Page
Introduction	v
Généralités	v
Champ de l'enquête et méthodologie	vi
Qualité et limites des données	vii
Concepts et définitions	vii
Points saillants	ix

### Tableau

1. Marchandises payantes transportées par chemins de fer au Canada - Sommaire, 1983	2
2. Marchandises payantes transportées par chemins de fer au Canada, 1983	12
Choix de Publications	123

This publication was prepared under the direction of:

- **B.J. Slater**, Director  
Transportation and  
Communications Division
- **B.G. Nemes**, Assistant  
Director
- **S.L. Mozes**, Chief  
Surface & Marine  
Transport Section
- **Y. Deslauriers**, Head,  
Surface Transport Unit

Cette publication a été rédigée sous la direction de:

- **B.J. Slater**, directeur  
Division des transports  
et des communications
- **B.G. Nemes**, directeur adjoint
- **S.L. Mozes**, chef, Section  
des transports de surface  
et maritimes
- **Y. Deslauriers**, chef,  
Sous-section du transport  
de surface

## Introduction

### General

Canadian railway history began with the opening for traffic of a 26 kilometre line between St. Jean et Laprairie, Quebec on July 21, 1836. This was only six years after the opening of the first railway in the world, the Liverpool and Manchester in England.

There were three great periods of railway construction in Canada, the 1850's when the Grand Trunk and the Great Western Railways were built; the 1870's and 1880's, when the Intercolonial and the Canadian Pacific Railways were built; and the 1900 to 1917 period which saw construction of the Grand Trunk Pacific, the National Transcontinental and the Canadian Northern.

In 1867, the colonies that came together in Canada's Confederation had some 4 023 kilometres of railway line.

The Canadian Pacific Railway, a joint stock company, was the first transcontinental system, having been completed in 1855. The Canadian National Railways, a name applied in 1918 to all government-owned and controlled lines, had its origin in Canada's first railway. The system embraces in addition to that pioneer line, numerous other railways and is the corporate successor to the Grand Trunk, the Intercolonial, the Canadian Northern, the National Transcontinental and the Grand Trunk Pacific Railways. It is the only railway now serving all ten provinces and the Northwest Territories.

Today, the Canadian National and Canadian Pacific Limited are engaged in country-wide transportation services and are the two main rail systems in Canada. Both operate a number of subsidiary services including hotels, telecommunications, express, highway transportation, steamships and airlines.

Statistics on railways have been collected and published in Canada since 1875; first by the Department of Railways and Canals until 1918 and by Statistics Canada since its inception in that year. Over this period of time the data have been published in varying degrees of detail. Until 1950 all annual data were contained in one volume. In 1951 there were three separate parts and from 1952 through 1957 there were five. Since 1958 six parts have been published in this series. Effective with

## Introduction

### Généralités

L'histoire des chemins de fer canadiens remonte au 21 juillet 1836 avec l'ouverture d'une ligne de 26 kilomètres entre St. Jean et Laprairie, au Québec. Cet événement survenait six ans seulement après la mise en service du premier chemin de fer du monde, le *Liverpool and Manchester* d'Angleterre.

On a assisté à trois grandes périodes de construction de chemins de fer au Canada: les années 1850 marquèrent l'avènement du Grand-Tronc et de la *Great Western Railways*; puis dans les années 1870 et 1880, ce fut le chemin de fer Intercolonial et le Canadien Pacifique; enfin dans la période de 1900 à 1917, on construisit le Grand-Tronc-Pacifique, le National Transcontinental et le Canadien-Nord.

En 1867, les colonies qui formèrent la Confédération canadienne disposaient de quelque 4 023 kilomètres de voies ferrées.

Le Canadien Pacifique, une société par actions, a été le premier réseau transcontinental, ayant été achevé en 1855. Les Chemins de fer Nationaux du Canada (Canadien National), nom donné en 1918 à toutes les lignes possédées et contrôlées par l'État, tirent leurs origines du premier chemin de fer canadien. Outre cette première ligne le réseau comprend de nombreux autres chemins de fer et constitue le successeur du Grand-Tronc, de l'Intercolonial, du Canadien-Nord, du National Transcontinental et du Grand-Tronc-Pacifique. C'est le seul chemin de fer à desservir actuellement les dix provinces et les Territoires du Nord-Ouest.

Aujourd'hui, le Canadien National et le Canadien Pacifique exploitent un service de transport à l'échelle du pays et forment les deux principaux systèmes ferroviaires au Canada. Ils offrent également un certain nombre de services complémentaires dans les domaines de l'hôtellerie, des télécommunications, des messageries et du transport routier, maritime et aérien.

Les statistiques sur les chemins de fer ont été recueillies et publiées au Canada depuis 1875, tout d'abord par le ministère des Chemins de fer et Canaux jusqu'en 1918, puis par le Bureau fédéral de la statistique (maintenant Statistique Canada) depuis sa création en 1918. Pendant cette période, les données ont parru d'une manière plus ou moins détaillée. Jusqu'en 1950, les statistiques annuelles faisant l'objet d'un seul volume. En 1951, on comptait trois publications et de 1952 à 1957, il y en avait cinq. Depuis 1958, la série comprend six publications. A partir de

this Edition the data are presented in four separate publications.

A complete list of all titles published in this field is located at the end of this annual report.

Annual statistics of railways in Canada are compiled by the Transportation and Communications Division of Statistics Canada from returns made in accordance with the provisions of the Railway Act and the Statistics Act. The returns are certified as being correct by the comptrollers or other senior officers of the companies.

Published railway transport information is intended to serve a wide variety of purposes chief among which are:

to aid in the planning and formulation of national and regional transportation policy;

to furnish details useful in the administration and regulation of railway carriers;

to provide a basis for description and analysis of this sector of the economy;

to provide inputs into national statistical aggregates, such as the Gross National Product for use in the formation of Canada's economic policy.

### Coverage and Methodology

Presented in this publication are revenue freight traffic statistics as reported by the 22 common carrier railways operating in Canada which handle such traffic. Statistical information concerning the White Pass and Yukon Route railway was not obtainable in time for this publication.

Effective 1981 Northern Alberta data was incorporated with Canadian National data but not in previous years where it was under the class II category.

Commodity detail is shown for 320 classes of freight which have been derived from the Standard Commodity Classification (SCC) of Statistics Canada. The SCC is the basis for the commodity series published on water and road transport, imports, exports, manufacturing materials used and shipments.

Data relative to nine larger railways normally having gross operating revenues of \$10 million or more annually are shown individually. Statistics for the remaining railways are grouped under "all other" Class II within the respective accounting classes as defined in the latest version of the Canadian Transport Commission's Uniform Classification of Accounts.

Railway companies within the legislative authority of the Parliament of Canada are classified as follows:

la présente édition les données sont présentées à l'intérieur de quatre publications.

La liste complète figure à la fin de cette publication annuelle.

Les statistiques annuelles du transport ferroviaire au Canada sont rassemblées par la Division des transports et des communications de Statistique Canada d'après les déclarations produites conformément aux dispositions de la Loi sur les chemins de fer et de la Loi sur la statistique. La justesse des déclarations est certifiée par les contrôleurs ou autres cadres des sociétés.

La publication de renseignements sur le transport ferroviaire entend servir diverses fins, notamment:

favoriser la planification et la formulation d'une politique des transports à l'échelle nationale et régionale;

fournir des renseignements détaillés utiles à l'administration et à la réglementation des chemins de fer;

offrir une base pour la description et l'analyse de ce secteur de l'économie;

fournir un apport aux agrégats statistiques au niveau national, comme le produit national brut, pour aider à formuler la politique économique du Canada.

### Champ de l'enquête et méthodologie

Cette publication présente les statistiques sur le trafic des marchandises payantes communiquées par les 22 transporteurs ferroviaires publics en activité au Canada qui manutentionnent un tel trafic. Les données de la White Pass and Yukon Route n'était pas disponible lors de l'impression de cette publication.

À partir de 1981, les données de la Northern Alberta, une compagnie de classe II, sont comprises dans celles du Canadien National mais elles ne l'étaient pas les années antérieures.

Des statistiques détaillées y figurent pour 320 classes de marchandises tirées de la Classification type des produits (CTP) publiée par Statistique Canada. La CTP constitue la base de la série sur les marchandises concernant le transport par eau et le transport routier, les importations, les exportations, les matières utilisées dans la fabrication et les livraisons.

Les données relatives aux neuf principales sociétés de transport ferroviaire qui ont normalement des recettes d'exploitation brutes de \$10 millions ou plus par année sont présentées séparément. Les statistiques se rapportant aux autres sociétés ferroviaires sont groupées sous la rubrique "Tous autres" classe II conformément aux classes comptables respectives telles que définies dans la plus récente version de la Classification uniforme des comptes de la Commission canadienne des transports.

Les compagnies de chemin de fer relevant de l'autorité législative du Parlement canadien sont classées comme suit:



*Class I* - Canadian National Railways, Canadian Pacific Limited and VIA Rail Canada Inc., and their related operations which are defined herein as "Canadian Rail".

*Class II* - Other carriers involved in Canadian rail transportation operations.

*Class III* - Other companies which report under the **Railway Act**, such as terminal, bridge and tunnel companies.

Freight interchanged between railways operating in Canada is shown in this report. These movements are included in the totals for individual companies but are excluded in the grand totals for all railways to avoid duplication.

### Quality and Data Limitations

The total volume of freight carried as shown herein does not take into account traffic handled in intermediate switching services. The latter, involving less than 1% of all tonnage, is included in the (metric tonnes carried) figure which appears in Table 16 (Catalogue 52-215). Consequently, the two totals differ to that extent.

With respect to piggyback freight, the figures reported include only that traffic wherein a shipper submitted a trailer or container as such, for shipment by rail. Not included under this heading are goods submitted by the shipper as loose merchandise which the railways chose to move in a railway-owned container or trailer on a flat car as opposed to, say a box car. The latter freight is included with various other commodity groups according to the nature of the merchandise involved.

Data appearing in this publication have been edited and compiled using a computer system from hand-produced and computer-generated returns submitted by the carriers. These statistics are not normally subject to change.

In undertaking long-term analysis of rail freight commodity data using this series (Catalogue 52-211) it should be noted that changes in the classification structure and in reporting practices occurred in 1970. In that year the present 320-item commodity system was introduced and certain railways switched from a "received" to a "forwarded" basis of reporting these data. A more detailed explanation of the effects of these changes on the statistics appeared in the 1970 issue of this publication.

### Concepts and Definitions

Railways serving both Canadian and United States points treat the American portion of their lines as a United

*Catégorie I* - Le Canadien National, le Canadien Pacifique, VIA Rail Canada Inc. et leurs opérations qui sont définies ici comme les opérations des "chemins de fer canadiens".

*Catégorie II* - Les autres transporteurs participant aux opérations de transport des chemins de fer canadiens.

*Catégorie III* - Les autres compagnies qui relèvent directement de la **Loi sur les chemins de fer** comme celles qui exploitent des gares, des ponts et des tunnels.

Cette publication tient compte des marchandises acheminées par plus d'une société ferroviaire au Canada. Ces mouvements sont compris dans les totaux de chaque société ferroviaire, mais ne figurent pas dans le total général pour toutes les sociétés ferroviaires afin d'éviter tout double compte.

### Qualité et limites des données

Le volume total de marchandises transportées, indiqué ici ne tient pas compte du trafic faisant l'objet de raccordements assurés par des services intermédiaires. Ces services, transportant moins de 1% du tonnage, sont inclus dans le chiffre des (tonnes métriques transportées) qui figure dans le tableau 16 (n° 52-215 au catalogue). En conséquence, ces deux chiffres diffèrent jusqu'à un certain point.

En ce qui concerne le trafic rail-route, les chiffres de la présente publication ne portent que sur le trafic pour lequel un expéditeur fait demande de livraison par voie ferrée d'une remorque ou d'un conteneur comme tel. Ne sont pas comprises sous cette rubrique les marchandises qui sont envoyées en vrac par l'expéditeur et que la société ferroviaire choisit de transporter dans un conteneur ou une remorque qui lui appartient, sur un wagon plat plutôt que dans un wagon couvert, par exemple. Ce genre de trafic est compris dans divers autres groupes de produits selon la nature de la marchandise transportée.

Les données de la présente publication ont été vérifiées et calculées à partir de déclarations remplies à la main et par ordinateur par les transporteurs. Ces statistiques ne font pas normalement l'objet de variations.

Si le lecteur désire effectuer une analyse à long terme des données sur les marchandises par chemin de fer à l'aide de cette série (n° 52-211 au catalogue), il vaudra bien prendre note qu'on a modifié la structure de la classification et les méthodes de déclaration en 1970. C'est cette année-là que le système de 320 classes de marchandises a été établi et que certaines entreprises ferroviaires ont commencé à déclarer des données sur les marchandises "livrées" plutôt que sur les marchandises "reçues". Une explication plus détaillée des effets de ces modifications sur les statistiques figure dans l'édition de 1970 de la présente publication.

### Concepts et définitions

Aux fins des tableaux, les sociétés ferroviaire qui desservent des localités au Canada et aux États-Unis considèrent la partie

States rail connection for the purpose of these tabulations. Thus freight crossing the International Boundary, whether from or to a non-reporting United States railroad at that point, or carried by one of the respondents reporting in this series, appears as a receipt from or a delivery to a United States rail connection. Certain extensions of Canadian National and Canadian Pacific rail services in the United States (116 kilometres and 520 kilometres respectively, in 1981) are, for statistical purposes, considered part of the Canadian operations and included herein. These mileages include, for the most part, overhead movements (Canada to Canada through the United States) and short rail extensions across the border to connecting United States carriers.

The terms used in the columnar headings throughout this publication reflect the following instructions to the railways.

"Loaded" means: revenue freight originated directly on the road of the respondent, including that received from private, non-reporting industrial sidings; freight received from switching roads connecting with the respondent where such freight has not previously been given line haul transportation; freight received from other modes of transport; freight re-shipped following milling or fabrication at some point in transit; and idler or trailer cars.

"Received from other railways in Canada" means: traffic received directly from connecting Canadian rail carriers and receipts from other modes of transport (other than car ferries) when these move at joint rates on through billing, or when a previous rail haul is indicated.

"Received from United States rail destined to Canadian points" means: traffic received from United States rail connections, or transported across the border by the respondent, destined to Canadian points.

"Received from United States rail destined to United States points" means: freight moving from United States rail connections to points in the United States (overhead traffic).

"Unloaded" means: freight terminated directly on the road of the respondent, including that delivered to private, non-reporting industrial sidings and grain unloaded at interior, lake and coastal elevators for export; freight delivered to switching roads connecting with the respondent where there is no further line haul; freight delivered to other modes of transport; and freight unloaded for milling or fabrication at some point in transit.

"Delivered to other railways in Canada" means: traffic delivered directly to connecting Canadian rail carriers and deliveries to other modes of transport (other than car ferries) when these move at joint rates on through billing, or when a subsequent rail haul is indicated.

située aux États-Unis comme faisant partie de ce pays. Ainsi, une marchandise qui traverse la frontière internationale, en provenance ou à destination d'un chemin de fer américain non enquêté à cet endroit ou une marchandise transportée par l'un des enquêtés est inscrite comme une marchandise en provenance ou à destination d'un raccordement aux États-Unis. Certains prolongements du Canadien National et du Canadien Pacifique aux États-Unis (116 kilomètres et 520 kilomètres respectivement en 1981) sont considérés comme canadiens à des fins statistiques et sont inclus dans cette publication. Dans la majorité des cas, il s'agit de mouvements intermédiaires (du Canada au Canada en passant par les États-Unis) et de courts prolongements ferroviaires de l'autre côté de la frontière raccordés à des transporteurs américains.

Les expressions utilisées dans les en-têtes de la présente publication proviennent des directives suivantes adressées aux sociétés ferroviaires.

"Chargées" signifie: transport commercial de marchandises effectué directement sur une ligne de l'enquêté, y compris les marchandises provenant d'embranchements privés non enquêtés; marchandises provenant de voies d'aiguillage reliées à celle de l'enquêté lorsque les marchandises n'ont pas déjà fait l'objet d'un transport proprement dit; marchandises provenant d'autres modes de transport; marchandises réexpédiées après usinage ou transformation en cours de route; et wagons-allonges.

"Provenant d'autres sociétés ferroviaires du Canada" signifie: marchandises provenant directement de raccordements ferroviaires canadiens et provenant d'autres modes de transport (autres que les traversiers d'automobiles), lorsque celles-ci sont acheminées à tarif conjoint jusqu'à destination ou lorsqu'un transport ferroviaire antérieur est indiqué.

"Provenant de voies des États-Unis et destinées à des localités canadiennes" signifie: marchandises, provenant de raccordements ferroviaires américains ou transportées de ce côté-ci de la frontière par l'enquêté et destinées à des localités canadiennes.

"Provenant de voies des États-Unis et destinées à des localités américaines" signifie: marchandises passant de raccordements ferroviaires des États-Unis à des localités des États-Unis (trafic intermédiaire).

"Déchargées" signifie: marchandises livrées directement à partir d'une ligne de l'enquêté, y compris celles livrées à des embranchements privés non enquêtés et les céréales déchargées à des élévateurs intérieurs, à des élévateurs sur les lacs et sur la côte en vue de l'exportation; marchandises livrées à des voies d'aiguillage reliées à celles de l'enquêté au point où à partir duquel plus aucun transport n'a eu lieu; marchandises livrées à d'autres modes de transport; et marchandises déchargées en vue de la transformation ou de l'usinage en cours de route.

"Livrées à des chemins de fer du Canada" signifie: marchandises livrées directement à des raccordements ferroviaires du Canada et marchandises livrées à d'autres modes de transport (autres que les traversiers d'automobiles) lorsque celles-ci sont acheminées à tarif conjoint jusqu'à destination ou lorsqu'un autre transport ferroviaire subséquent est indiqué.

"Delivered to United States rail" means: traffic delivered to United States rail connections or transported across the border by the respondent; and deliveries to United States rail connections of freight originated in the United States and moved overhead through Canada.

A "common carrier" refers to a railway which holds itself out to the general public to transport goods and/or passengers for compensation.

"Intermediate switching" is a switching service which includes all the elements of switching performed by a carrier which neither originates or terminates the shipment nor receives a line haul on that shipment.

To eliminate duplicate reporting and to uncover statistical gaps, Statistics Canada uses the Canadian *Standard Industrial Classification Manual* (SIC) which provides a set of groups and classes suitable for the compilation of statistics related to different industries. The building block (reporting unit) which fits into the above structure is the "establishment". An establishment can be defined as the smallest unit which is a separate operating entity capable of reporting principal elements of input and output. While the establishment is typically a factory, mine, store or similar unit and in most cases is a separate firm it may encompass two or more operating units which are not necessarily in the same location. It can also be an individual working on his own account.

Industry 503, Railway Transport, as classified in the SIC includes establishments primarily engaged in operating railways. The kinds of activities normally carried on by railway establishments embraces the operation of railway freight and passenger trains, commuter service (but not street railways), maintenance of way and structures, maintenance of equipment (including that carried on in railway shops), dining car and sleeping car services, express and the operation of railway terminal facilities. Road transportation services operated by railway establishments and providing pick-up and delivery for the freight or express services of the railway are included in this industry but long-distance trucking operations owned by railway companies are usually set up as separate establishments classified to the trucking industry, except CN express. For reporting purposes, only railways classified as "common carriers" by the Canadian Transport Commission file annual reports under Section 325 of the Railway Act 1970 jointly to the Canadian Transport Commission and Statistics Canada.

## Statistical Highlights

Revenue freight traffic handled by railways in Canada totalled 222.9 million tonnes, up 4.8% from 1982. Domestic loadings increased 4.9% to 209.3 million tonnes while receipts from U.S. connections increased by 3.0% to 13.6 million tonnes.

"Livrées à des chemins de fer des États-Unis" signifie: marchandises livrées à des raccordements ferroviaires des États-Unis ou transportées au-delà de la frontière par l'enquête; et livraisons à des raccordements ferroviaires des États-Unis de marchandises provenant des États-Unis et passant par le Canada.

Une "société ferroviaire de transport public" désigne toute entreprise ferroviaire qui offre au grand public un service de transport de marchandises et (ou) de passagers contre rétribution.


Le "raccordement intermédiaire" est un service de raccordement qui comprend toutes les activités de raccordement exercées par un transporteur autre que le premier ou le dernier transporteur et qui ne s'occupe pas du transport interurbain de cette marchandise.

Afin d'éviter qu'il y ait double déclaration et de découvrir les lacunes statistiques, Statistique Canada utilise la *Classification des activités économiques* (CAE) qui fournit des groupes et des classes convenant au calcul de statistiques portant sur diverses activités économiques. Le groupe (unité déclarante) que l'on insère dans la structure ci-dessus est l'"établissement". Un établissement peut se définir comme la plus petite unité constituant un ensemble d'exploitation séparé en mesure de déclarer les éléments utilisés et produits. L'établissement est généralement une usine, une mine, un magasin ou une unité semblable et la plupart du temps une entreprise séparée, mais il peut englober deux unités ou plus qui ne sont pas nécessairement au même endroit. Il peut aussi s'agir d'une personne travaillant à son propre compte.

L'activité économique 503, Transports ferroviaires, comprend, selon la CAE, les établissements dont l'activité principale est l'exploitation de chemins de fer. Les activités habituelles de ces établissements ferroviaires comprennent le transport de passagers et de marchandises, les services aux banlieues (à l'exception des chemins de fer urbains et des tramways), l'entretien de la voie et des ouvrages, l'entretien du matériel (y compris le travail effectué dans les ateliers des chemins de fer), les services de wagons-restaurants et de wagons-lits, les services de messageries et l'exploitation de terminus ferroviaires. Les services de transport routier exploités par des établissements ferroviaires et fournissant des services de ramassage et de livraison de marchandises ou les services de messageries des chemins de fer sont inclus dans cette activité économique. Toutefois, le camionnage interurbain effectué par des sociétés ferroviaires constitue habituellement un établissement séparé, classé avec le camionnage, sauf les messageries CN. À des fins de déclaration, seulement les chemins de fer que la Commission canadienne des transports classe sous la rubrique "société ferroviaire de transport public" présentent des déclarations annuelles conjointement à la Commission et à Statistique Canada en vertu de l'article 325 de la Loi de 1970 sur les chemins de fer.

## Points saillants

Les marchandises payantes transportées par chemin de fer au Canada en 1983 ont totalisé 222.9 millions de tonnes métriques, soit une augmentation de 4.8% sur 1982. Les chargements au Canada ont augmenté de 4.9% pour se chiffrer à 209.3 millions de tonnes métriques, tandis que le volume des marchandises en provenance de lignes américaines a connu une augmentation de 3.0% pour s'établir à 13.6 millions de tonnes métriques.



Statistical Tables

Tableaux statistiques

TABLE 1. Revenue Freight Carried by Railways within Canada - Summary, 1983

No.	Commodity	Number of	Loaded onto	Received from	Received from United States rail	
		railways cars	railways cars	other railways	En provenance des États-Unis	
		Nombre de wagons	Chargées sur wagons	En provenance d'autres chemins de fer	Destined to Canadian points À destination du Canada	Destined to United States points À destination des États-Unis
		cars - wagons		metric - tonnes - metriques		
<b>SECTION I:</b>						
<b>Live animals (C.L.):</b>						
002	Cattle	3,799	68 984	112	-	-
004	Swine	-	-	28	-	-
006	Horses, mules and donkeys	-	-	-	-	-
008	Live animals, n.e.s.	31	464	-	92	-
991	<b>Total</b>	<b>3,830</b>	<b>69 448</b>	<b>140</b>	<b>92</b>	<b>-</b>
<b>SECTION II:</b>						
<b>Food, feed, beverages and tobacco (C.L.):</b>						
010	Meat, fresh or chilled	3,394	95 446	9 329	-	-
012	Meat, frozen	82	2 614	-	544	66
014	Meat and meat preparations, n.e.s.	24	548	74	85	45
016	Fish and marine animals	519	22 461	8 780	670	1 729
018	Butter	-	-	54	-	-
020	Cheese	3	98	98	47	-
022	Dairy produce, n.e.s., eggs and honey	858	38 336	9 224	44	265
024	Barley	114,457	7 241 704	321 987	1 709	6 228
026	Corn	6,094	467 294	238 982	104 730	519 575
028	Oats	8,868	520 158	20 854	122	25 280
030	Rice	21	1 453	1 542	51 548	-
032	Rye	8,629	643 873	4 275	53	108
034	Wheat	344,426	24 248 895	490 025	163 747	184 747
036	Cereals unmilled, n.e.s.	2,410	149 233	13 391	4 388	14 421
038	Corn meal and flour	5	274	4 870	41 297	134
040	Corn starch	202	8 477	6 478	7 333	84 431
042	Malt and malt flour	4,478	310 444	7 219	44	49 121
044	Wheat flour	11,920	497 686	112 319	717	62 981
046	Cereals milled, n.e.s.	1,162	42 762	3 060	12 757	3 307
048	Bakery products	320	6 724	1 104	178	113
050	Cereal products	4,767	90 223	13 917	2 083	2 222
052	Farinaceous substances and flour, n.e.s., for use as food	262	12 457	3 294	3 007	787
054	Apples	4	99	-	1 803	45
056	Bananas	-	-	-	-	-
058	Oranges	204	5 083	750	103 134	45
060	Other citrus fruits	-	-	-	7 119	-
062	Grapes	1	32	271	53 799	-
064	Watermelons	-	-	-	135	-
066	Cantaloupes and melons, n.e.s.	-	-	29	11 095	-
068	Peaches	1	47	94	32	-
070	Pears	1	54	37	4 444	-
072	Fresh or chilled fruits, n.e.s. and berries	9	271	-	12 819	-
074	Frozen fruits and berries	73	2 871	1 898	3 131	174
076	Dried and dehydrated fruits	1	57	57	2 438	59
078	Fruit juices and fruit juice concentrates not frozen	246	10 974	6 992	12 479	373
080	Fruit juice concentrates, frozen	34	1 585	1 688	4 464	265
082	Fruits and fruit preparations, n.e.s.	3,010	100 277	30 832	6 685	1 497
084	Nuts (except oil nuts)	933	51 085	3 324	1 950	36
086	Sugar beets	11	535	41	-	-
088	Cabbage	-	-	-	538	-
090	Celery	-	-	-	12 837	-
092	Lettuce	1	29	-	14 580	-
094	Onions and shallots	-	-	20	12 092	-
096	Potatoes (other than sweet)	2,524	92 187	6 132	23 601	1 715
098	Tomatoes	1	45	76	1 449	-
100	Vegetables, n.e.s., fresh or chilled	13	703	387	33 883	133
102	Vegetables, frozen	84	2 807	555	1 144	34 792
104	Vegetables, dried	1,718	93 800	9 586	4 070	11 636
106	Vegetables and preparations, n.e.s.	5,548	229 178	72 021	104 113	5 156
108	Sugar	4,545	314 895	3 809	2 849	1 574
110	Molasses and syrups	1,306	63 148	18 210	16 401	15 045
112	Sugar preparations (including confectionery), n.e.s.	486	14 303	2 114	138	-
114	Coffee	51	2 095	105	1 227	-
116	Cocoa and chocolate, tea, spices and vinegar	51	2 593	533	821	-
118	Margarine and similar products	210	7 464	1 548	-	-
120	Shortening and lard	314	13 338	638	2 647	1 286
122	Soups and infant and junior foods	807	31 943	6 591	18	-
124	Pre-cooked frozen food preparations	534	16 820	885	292	1 318
126	Food preparations and materials for food preparations, n.e.s.	13,026	398 679	86 904	6 128	1 405
128	Hay, forage and straw	460	13 033	339	-	19
130	Wheat bran, shorts and middlings	4,498	190 525	42 652	-	41 912
132	Ground cereals and by-products, n.e.s.	3,816	211 126	36 092	2 537	18 761
134	Soyabean oil meal	3,648	254 362	37 897	130 244	114 961
136	Oil seed meals (including cake), n.e.s.	7,630	441 900	116 290	3 922	227
138	Feeds of vegetable origin, n.e.s.	5,306	322 113	26 730	9 561	62 180

See footnote(s) at end of table.

TABLEAU 1. Marchandises payantes transportées par chemin de fer au Canada - Sommaire, 1983

Total freight traffic(1) (initial haul), 1983	Unloaded from railway cars	Delivered to other railways	Delivered to United States rail	Type de marchandise	No
Total du trafic de marchandises(1) (transport initial), 1983	Déchargées du wagon	Remises aux autres chemins de fer	Remises au réseau des États-Unis		
	metric - tonnes - métriques				
				<b>SECTION I:</b>	
				<b>Animaux vivants (charge complète):</b>	
68 984	68 862	235	-	- Bovins	002
-	28	-	-	- Porcs	004
-	-	-	-	- Chevaux, mulets et ânes	006
558	441	114	-	- Animaux vivants, n.d.a.	008
<b>69 540</b>	<b>69 330</b>	<b>349</b>	-	<b>Total</b>	<b>991</b>
				<b>SECTION II:</b>	
				<b>Denrées alimentaires, aliments pour animaux, boissons et tabacs (charge complète):</b>	
95 446	95 532	9 242	-	- Viandes fraîches ou réfrigérées	010
3 224	3 117	-	108	- Viandes congelées	012
678	629	-	125	- Viandes et préparations à base de viandes, n.d.a.	014
24 860	19 934	9 821	3 884	- Poissons et animaux marins	018
-	54	-	-	- Beurre	018
145	145	98	-	- Fromage	020
38 645	35 389	8 559	3 920	- Produits laitiers, n.d.a., oeufs et miel	022
7 249 641	7 291 159	163 410	117 059	- Orge	024
1 091 599	474 599	261 995	593 989	- Mais	026
545 560	401 297	22 364	142 754	- Avoine	028
53 001	53 758	697	88	- Riz	030
644 034	627 614	2 770	17 924	- Seigle	032
24 577 389	24 373 557	213 638	480 219	- Blé	034
168 042	150 253	12 697	18 482	- Céréales non moulues, n.d.a.	036
41 705	40 716	5 199	661	- Farine et semoule de maïs	038
100 241	8 581	10 168	87 968	- Fécule de maïs	040
359 609	284 089	2 632	80 107	- Malt et farine de malt	042
561 384	494 355	113 490	65 859	- Farine de blé	044
58 826	46 173	9 104	6 609	- Céréales moulues, n.d.a.	048
7 015	6 645	1 341	134	- Produits de boulangerie	048
94 528	91 023	15 028	2 395	- Produits à base de céréales	050
16 251	14 309	3 818	1 418	- Substances farineuses et farine, n.d.a., destinées à l'alimentation	052
1 947	1 902	-	45	- Pommes	054
-	-	-	-	- Bananes	056
106 262	108 684	240	89	- Oranges	058
7 119	7 119	-	-	- Autres agrumes	060
53 831	53 824	277	-	- Raisins	062
135	135	-	-	- Pastèques	064
11 095	11 124	-	-	- Cantaloupes et melons, n.d.a.	066
79	173	-	-	- Pêches	068
4 498	4 497	37	-	- Poires	070
13 090	13 027	44	19	- Fruits frais ou réfrigérés, n.d.a. et baies	072
6 176	5 020	2 856	200	- Fruits et baies congelés	074
2 554	2 495	57	59	- Fruits séchés et deshydratés	076
23 826	23 182	7 263	373	- Jus de fruits et concentrés de jus de fruits non congelés	078
6 314	6 242	1 311	449	- Concentrés de jus de fruits congelés	080
108 459	35 417	101 453	2 419	- Fruits et préparations à base de fruits, n.d.a.	082
53 071	46 546	9 735	111	- Noix (à l'exclusion des noix oléagineuses)	084
535	-	535	41	- Betteraves à sucre	086
538	538	-	-	- Chou	088
12 837	12 799	38	-	- Céleri	090
14 609	14 580	-	29	- Laitue	092
12 092	11 997	95	20	- Oignons et échalottes	094
117 503	115 902	6 018	1 715	- Pommes de terre (sauf les patates douces)	096
1 494	1 494	76	-	- Tomates	098
34 719	34 873	45	187	- Légumes frais ou réfrigérés, n.d.a.	100
38 743	3 802	704	34 792	- Légumes congelés	102
109 506	94 358	7 367	17 368	- Légumes séchés	104
338 447	319 012	77 447	14 011	- Légumes et préparations à base de légumes, n.d.a.	108
319 318	300 040	2 859	20 227	- Sucre	108
114 594	84 302	17 863	30 838	- Miellasses et sirops	110
14 441	14 500	2 055	-	- Préparations à base de sucre (y compris les confiseries), n.d.a.	112
3 322	3 349	76	-	- Café	114
3 414	3 281	513	153	- Cacao et chocolat, thé, épices et vinaigre	116
7 484	7 277	1 571	163	- Margarine et produits similaires	118
17 271	16 045	439	1 424	- Graisse préparée et saindoux	120
31 961	31 836	6 717	-	- Soupes et aliments pour bébés et jeunes enfants	122
18 430	17 391	607	1 318	- Préparations alimentaires congelées précuites	124
406 212	385 251	106 175	1 693	- Préparations alimentaires et ingrédients pour préparations alimentaires, n.d.a.	126
13 052	2 271	683	10 437	- Foin, fourrage et paille	128
232 437	151 149	42 102	81 837	- Son d'orge, remoulages	130
232 424	180 225	33 448	54 842	- Céréales moulues et dérivées, n.d.a.	132
499 587	387 236	22 597	127 651	- Tourteaux de soja	134
446 049	412 934	116 984	32 421	- Farines de graines oléagineuses (y compris les tourteaux), n.d.a.	136
393 854	303 153	13 691	103 739	- Aliments d'origine végétale pour animaux, n.d.a.	138

Voir note(s) à la fin du tableau.

TABLE 1. Revenue Freight Carried by Railways within Canada - Summary, 1983

No	Commodity	Number of railways cars	Loaded onto railways cars	Received from other railways	Received from United States rail	
		Nombre de wagons	Chargées sur wagons	En provenance d'autres chemins de fer	En provenance des États-Unis	
					Destined to Canadian points À destination du Canada	Destined to United States points À destination des États-Unis
		cars · wagons	metric · tonnes · métriques			
<b>SECTION II:</b>						
<b>Food, feed, beverages and tobacco (C.L.):</b>						
140	Feeds of animal origin	539	20 132	7 123	1 312	45
142	Primary or concentrated feeds	1	43	-	-	1 158
144	Secondary or complete animal feeds, n.e.s.	897	35 535	14 946	5 550	64 859
146	Non-alcoholic beverages	140	3 275	-	2 288	-
148	Ale, beer, stout and porter	1,270	28 330	3 015	8 316	9 158
150	Wines and fermented alcoholic beverages, n.e.s.	5	289	230	4 055	21 683
152	Distilled alcoholic beverages	344	22 074	1 771	58	2 372
154	Cigarettes	-	-	-	27	-
158	Tobacco, unmanufactured	106	3 528	-	-	-
158	Tobacco, manufactured, n.e.s.	20	662	54	-	-
992	<b>Total</b>	<b>577,328</b>	<b>37 425 087</b>	<b>1 814 148</b>	<b>1 027 326</b>	<b>1 349 470</b>
<b>SECTION III:</b>						
<b>Crude materials, inedible (C.L.):</b>						
160	Raw hides and skins (including fur skins)	136	6 436	95	7 669	4 716
162	Primary tankage	266	15 994	3 715	1 728	6 519
164	Crude animal products, inedible, n.e.s. (excluding fibres)	1	11	253	1 490	-
166	Seeds for sowing, n.e.s.	325	20 733	3 308	1 107	1 059
168	Flaxseed	7,229	505 181	1 096	1 456	-
170	Rapeseed	20,168	1 350 624	30 775	3 358	-
172	Soyabean	42	3 602	36	15 550	-
174	Oil seeds, oil nuts and oil kernels, n.e.s.	585	37 612	3 316	27 681	796
176	Rubber and allied gums, natural	829	43 542	32 200	953	-
176	Peatmoss and mosses, n.e.s.	923	19 449	315	-	-
180	Other crude vegetable materials, inedible, n.e.s.	8	266	1 817	3 947	-
182	Logs and bolts of wood	16,894	990 927	1 132	2 677	4 210
184	Fence posts, pitprops and piling of wood	100	4 426	587	197	-
186	Round timber, n.e.s.	2,064	85 279	13 822	5 701	1 120
188	Pulpwood logs	36,903	2 351 155	633 792	80	19 614
190	Pulpwood chips	144,207	7 998 700	222 874	3 883	65 620
192	Christmas trees	39	631	273	-	336
194	Other crude wood materials, n.e.s.	70	3 008	330	144	-
196	Silk, wool and animal hair	24	441	67	-	-
198	Cotton	12	407	4 864	50 818	-
200	Vegetable and man-made textile fibres (excluding cotton)	1,301	49 254	40 460	206	907
202	Bauxite ore and alumina	40,265	3 049 810	17 383	32 726	8 840
204	Copper ores and concentrates	17,250	1 488 008	229 906	-	-
206	Copper matte and precipitates	-	-	1 991	5 248	-
208	Iron ore and concentrates	320,056	30 275 911	9 981 773	5 480	-
210	Lead ore and concentrates	6,942	555 979	68 736	31 607	-
212	Manganese ore	3	171	1 265	3 791	-
214	Nickel, copper ores and concentrates	36,655	2 737 517	-	-	-
218	Nickel ore and concentrates	-	-	-	-	-
218	Matte, nickel, copper-nickel or nickel-iron chromium alloy	1,109	96 971	6 097	-	-
220	Tungsten ore and concentrates	13	777	-	-	-
222	Zinc ore and concentrates	17,855	1 435 607	339 767	135 007	-
224	Lead and zinc ores and concentrates	2	147	525	13 991	-
226	Metallic ores and concentrates, n.e.s.	392	30 266	3 077	6 057	3 361
228	Iron and steel scrap	23,189	1 356 177	297 854	354 627	8 780
230	Non-ferrous metal scrap (including precious metal scrap)	994	54 119	24 235	17 718	2 227
232	Slags, drosses and other by-products, n.e.s.	1,486	117 128	26 803	6 631	2 482
236	Anthracite coal	2	178	7 382	39 196	1 821
238	Bituminous coal	278,550	24 181 630	134 289	73 244	28 847
240	Lignite coal	14,838	1 234 797	180	56	-
242	Coal, n.e.s.	216	15 152	7 111	8 770	4 799
244	Crude mineral oils (petroleum)	669	50 361	-	129	-
246	Natural gas and other crude bituminous substances	146	10 597	145	-	-
248	Asbestos, unmanufactured, crude and fibre	2,053	117 604	8 316	849	1 907
250	Clay	1,699	130 852	77 348	367 609	35 319
252	Other crude refractory materials	5	310	91	1 507	-
254	Natural abrasives	114	9 246	11 610	22 359	512
256	Sand, industrial	4,445	353 980	26 168	453 473	8 966
258	Sand, n.e.s.	3,750	257 341	845	5 953	114
260	Gravel	62	3 593	8 650	6 792	-
262	Building stone, rough	30	1 678	179	1 832	2 058
264	Silica or siliceous, n.e.s.	68	7 186	1 395	4 912	421
266	Agricultural limestone	916	55 608	8 306	2 778	149
268	Limestone, furnace or foundry, and fluxing stone	3,122	256 758	177	322	-
270	Limestone, crushed or broken, n.e.s.	34,731	2 678 541	10 001	21 490	14 516
272	Stone, n.e.s. (including stone refuse)	1,536	100 273	9 089	2 952	7 437
274	Barytes, natural	859	43 516	14 772	310	-

See footnote(s) at end of table.



TABLEAU 1. Marchandises payantes transportées par chemin de fer au Canada - Sommaire, 1983

Total freight traffic(1) (initial haul), 1983	Unloaded from railway cars	Delivered to other railways	Delivered to United States rail	Type de marchandise	No
Total du trafic de marchandises(1) (transport initial), 1983	Déchargées du wagon	Remises aux autres chemins de fer	Remises au réseau des Etats-Unis		
metric - tonnes - métriques					
<b>SECTION II:</b>					
<b>Denrées alimentaires, aliments pour animaux, boissons et tabacs (charge complète):</b>					
21 489	16 556	7 405	4 651	Aliments d'origine animale pour animaux	140
1 201	43	-	1 158	Aliments concentrés pour animaux	142
105 944	46 588	9 274	65 026	Aliments complets pour animaux, n.d.a	144
5 563	5 543	-	20	Boissons non alcooliques	146
45 804	35 394	2 898	10 527	Ale, bière, stout et porter	148
26 027	4 212	-	22 046	Vins et boissons alcooliques fermentées, n.d.a	150
24 504	8 595	376	17 304	Boissons alcooliques distillées	152
27	-	-	-	Cigarettes	154
3 528	3 509	-	19	Tabacs bruts	156
662	689	-	27	Tabacs fabriqués, n.d.a.	158
<b>39 801 883</b>	<b>37 863 075</b>	<b>1 470 007</b>	<b>2 282 949</b>	<b>Total</b>	<b>992</b>
<b>SECTION III:</b>					
<b>Matières brutes, non comestibles (charge complète):</b>					
18 821	13 817	157	4 942	Cuir et peaux bruts (y compris les pelleteries)	160
24 241	12 043	3 789	12 125	Déchets d'abattoir non conditionnés	162
1 501	1 640	102	11	Produits bruts d'origine animale, non comestibles, n.d.a. (sauf les fibres)	164
22 899	20 393	3 082	2 754	Semences, n.d.a.	166
506 637	492 595	992	14 147	Lin	168
1 353 982	1 377 182	7 576	-	Colza	170
19 152	17 158	36	1 996	Soja	172
66 289	59 581	2 964	7 062	Graines oléagineuses, noix oléagineuses et amandes oléagineuses, n.d.a.	174
44 495	43 604	31 651	1 439	Caoutchouc et gommes analogues	176
19 449	669	5 215	13 679	Tourbe et autres mousses, n.d.a.	178
4 215	4 443	1 589	-	Autres matières brutes d'origine végétale, non comestibles, n.d.a.	180
997 814	992 031	1 665	5 249	Billés et billots de bois	182
4 623	3 884	1 180	137	Piquets de clôture, étais de mine et pilots en bois	184
92 100	66 763	10 058	29 103	Bois en grume, n.d.a.	186
2 370 849	2 279 546	654 413	70 684	Billés de bois à pâte	188
8 068 203	7 948 199	239 543	103 336	Copeaux de bois à pâte	190
987	19	9	1 212	Arbres de Noël	192
3 152	3 167	151	164	Autres matières de bois brutes, n.d.a.	184
441	508	-	-	Soie, laine et poil d'origine animale	196
51 225	52 110	3 980	-	Coton	198
50 367	8 034	39 057	43 736	Fibres textiles végétales et chimiques (sauf le coton)	200
3 091 376	2 957 660	100 801	50 296	Minerais de bauxite et alumine	202
1 488 008	1 476 342	236 226	5 347	Minerais et concentrés de cuivre	204
5 246	1 563	5 674	-	Mattes et précipités de cuivre	206
30 281 391	30 184 798	10 077 266	1 100	Minerais et concentrés de fer	208
587 566	582 715	63 763	29 824	Minerais et concentrés de plomb	210
3 962	4 110	1 072	45	Minerais de manganèse	212
2 737 517	2 733 457	4 060	-	Minerais et concentrés de nickel et de cuivre	214
-	-	-	-	Minerais et concentrés de nickel	216
96 971	96 546	6 522	-	Mattes et alliages de nickel, cuivre-nickel et nickel-chrome-fer	216
777	-	-	777	Minerais et concentrés de tungstène	220
1 570 614	1 576 778	333 279	326	Minerais et concentrés de zinc	222
14 136	14 863	-	-	Minerais et concentrés de plomb et de zinc	224
39 684	19 650	8 564	14 550	Minerais et concentrés métalliques, n.d.a	226
1 719 584	1 583 939	276 441	157 059	Ferraille de fer et d'acier	228
74 064	47 897	17 759	32 643	Déchets de métaux non ferreux (y compris les déchets de métaux précieux)	230
126 221	106 376	26 596	22 052	Cendres, scories et autres résidus, n.d.a.	232
41 195	28 167	17 795	2 613	Anthracite	236
24 263 721	24 271 299	110 879	35 632	Houille grasse	236
1 234 853	1 234 425	33	555	Lignite	240
28 721	15 597	8 177	12 059	Houille, n.d.a.	242
50 490	50 417	-	73	Huiles minérales brutes (de pétrole)	244
10 597	10 520	-	222	Gaz naturel et autres substances bitumineuses brutes	246
120 360	34 898	15 981	77 798	Amiante non ouvré, brut ou en fibres	248
533 780	489 745	84 288	37 097	Argile	250
1 817	1 908	-	-	Autres matières réfractaires brutes	252
32 119	23 202	11 278	9 250	Abrasifs naturels	254
816 419	763 051	50 754	8 801	Sable, d'usage industriel	256
263 408	263 128	956	171	Sable, n.d.a.	258
10 385	18 727	307	-	Gravier	260
5 568	3 370	-	2 377	Pierres de construction brutes	262
12 519	11 726	1 726	463	Silice ou silic, n.d.a.	264
58 535	64 201	-	2 639	Pierres calcaires, d'usage agricole	266
257 080	257 257	-	-	Pierres calcaires (usage industriel) et castines	268
2 714 547	2 698 827	8 338	17 382	Pierres calcaires concassées, n.d.a.	270
110 662	103 975	8 491	7 285	Pierres, n.d.a. (y compris les débris de pierres)	272
43 826	43 701	14 896	-	Barytine	274

Voir note(s) à la fin du tableau.

TABLE 1. Revenue Freight Carried by Railways within Canada - Summary, 1983

No.	Commodity	Number of railways cars  Nombre de wagons	Loaded onto railways cars  Chargées sur wagons	Received from other railways  En provenance d'autres chemins de fer	Received from United States rail En provenance des États-Unis	
					Destined to Canadian points  À destination du Canada	Destined to United States points  À destination des États-Unis
		cars - wagons		metric - tonnes - métriques		
<b>SECTION III:</b>						
<b>Crude materials, inedible (C.L.):</b>						
276	Gypsum	61,591	5 063 172	70 179	2 027	142
278	Pyrites, iron (except roasted)	184	13 125	-	1 151	-
280	Nepheline syenite	3,703	291 333	199 862	123	-
282	Phosphate rock	7,466	665 982	301 124	1 350 637	100
284	Common salt, rock or bulk	10,144	884 957	166 924	1 787	54 225
286	Common salt, n.e.s.	1,493	105 302	241	630	5 619
288	Liquid sulphur	15,917	1 420 509	135 188	24	19 804
290	Sulphur, n.e.s.	51,171	4 477 036	19 583	134	-
292	Non-metallic minerals, crude, n.e.s.	657	47 276	14 537	50 552	33 241
294	Textile rags and waste, n.e.s.	82	1 934	913	3 669	356
296	Paper waste	1,961	67 400	16 797	82 571	40 070
298	Slag (excluding basic) and ashes, waste	1,218	77 427	108 264	43 972	158
300	Wood waste, n.e.s.	5,967	247 310	2 396	287	18 387
304	Waste materials, n.e.s.	862	52 573	19 655	5 506	623
993	<b>Total</b>	<b>1,208,204</b>	<b>97 610 808</b>	<b>13 376 259</b>	<b>3 299 533</b>	<b>410 180</b>
<b>SECTION IV:</b>						
<b>Fabricated materials, inedible (C.L.):</b>						
306	Leather and dressed furs and rubber fabricated materials	67	2 283	597	21	-
308	Lumber	162,962	8 445 316	2 799 700	77 131	104 455
310	Flooring	68	2 097	807	987	-
312	Railway ties	665	33 354	21 759	13 481	1 582
314	Shingles and shakes of wood	1,722	48 706	4 685	-	94
316	Sawmill products, n.e.s.	12	228	-	-	-
318	Veneer	6,549	355 276	308 571	2 005	3 816
320	Plywood	11,952	515 749	236 198	10 107	47 022
322	Wood building boards, n.e.s.	5,893	327 171	48 467	17 323	27 070
324	Millwork (woodwork)	349	8 219	6 598	2 361	14 273
326	Cooperage stock and box, crate and package shook	138	2 215	114	1 158	1 083
328	Other wood fabricated materials, n.e.s.	339	15 300	1 451	1 268	5 726
330	Wood pulp	91,014	5 708 581	1 290 065	126 956	90 467
332	Pulp, n.e.s.	30	1 383	469	1 947	100 091
334	Newsprint paper	76,544	4 637 023	1 089 501	9 222	35 067
336	Groundwood printing and specialty paper	6,886	376 465	170 812	106 755	832 274
338	Book paper	-	-	-	-	28
340	Fine paper, tissue paper and sanitary paper	2,014	28 271	16 317	1 783	29 981
342	Wrapping paper	3,201	187 484	22 546	21 511	25 949
344	Paperboard, n.e.s.	16,434	599 054	63 440	85 306	221 810
346	Building paper	1,958	80 960	6 469	54	-
348	Building board, n.e.s.	1,963	67 870	19 469	16 624	3 864
350	Paper, n.e.s.	53	707	-	-	2 399
352	Batts, batting, wadding and felt	490	6 708	124	198	22
354	Cordage, twine and rope	1	54	497	4 794	17
356	Cotton broad-woven fabrics	11	157	26	36	-
358	Jute broad-woven fabrics	16	505	-	-	23
360	Textile fabricated materials, n.e.s.	40	885	44	282	178
362	Animal oils and fats (excluding marine)	1,382	85 551	5 566	2 563	89
364	Fish and marine animal oils	12	626	92	-	415
366	Cottonseed oil and linseed oil	28	1 618	1 402	2 747	487
368	Soyabean oil	626	43 864	611	4 771	14 918
370	Vegetable oils and fats, n.e.s.	5,360	359 021	28 715	22 407	2 828
372	Chemically modified oils, fats and waxes and their derivatives	137	7 368	764	1 483	753
374	Turpentine, rosin and rosin oils, spirits and acids	131	5 270	2 264	5 784	1 975
376	Gum, wood and vegetable extracts	922	58 207	11 654	29 555	341
378	Carbon blacks	1,797	69 066	7 141	4 476	2 500
380	Chemical elements	8,063	592 072	124 759	23 758	24 754
382	Sulphuric acid	11,328	974 064	465 969	91 155	2 306
384	Inorganic acids and oxygen compounds of non-metals or metalloids, n.e.s.	3,979	254 239	19 006	10 457	557
386	Sodium hydroxide	573	49 376	22 185	3 184	-
388	Inorganic bases and metallic oxides, hydroxides and peroxides, n.e.s.	32,880	2 619 721	303 447	28 769	58 088
390	Sodium sulphate	5,812	490 800	101 814	429	4 651
392	Sodium carbonate	4,939	370 258	68 485	114 130	-
394	Metallic salts and peroxy-salts of inorganic acids, n.e.s.	4,901	372 316	111 304	107 239	31 050
396	Calcium carbide	382	26 391	13 668	24	405
398	Inorganic chemicals, other, n.e.s.	145	9 689	2 379	12 474	39
400	Hydrocarbons and their derivatives	16,437	1 231 570	204 102	37 175	5 778
402	Alcohols and their derivatives	18,088	1 442 301	163 298	19 244	294
404	Phenols, ethers, aldehydes, ketones and their derivatives	3,470	278 730	26 607	66 522	2 808
406	Organic acids, their anhydrides, halides, peroxides, peracids and derivatives	1,386	107 890	2 624	59 842	409
408	Nitrogen function compounds	691	52 187	3 925	19 958	1 082
410	Organic chemicals, n.e.s.	2,004	124 190	13 656	28 244	2 879
412	Explosives, fuses and caps	958	37 228	9 956	2 496	156

See footnote(s) at end of table

TABLEAU 1. Marchandises payantes transportées par chemin de fer au Canada - Sommaire, 1983

Total freight traffic(1) (initial haul), 1983	Unloaded from railway cars	Delivered to other railways	Delivered to United States rail	Type de marchandise	No
Total du trafic de marchandises(1) (transport initial), 1983	Déchargées du wagon	Remises aux autres chemins de fer	Remises au réseau des États-Unis		
metric - tonnes - métriques					
<b>SECTION III:</b>					
<b>Matières brutes, non comestibles (charge complète):</b>					
5 065 341	5 056 267	73 603	5 650	Gypse	276
14 276	11 303	-	2 973	Pyrites de fer (sauf frittées)	278
291 456	99 032	171 904	220 383	Syenite néphélinique	280
2 016 919	2 018 193	299 750	100	Roche phosphatée	282
940 969	919 975	110 732	77 185	Sel gemme de saline	284
111 551	104 959	532	6 301	Sel commun, n.d.a.	288
1 440 337	346 957	128 713	1 100 414	Soufre liquide	288
4 477 170	4 475 619	15 033	6 100	Soufre, n.d.a.	290
131 069	67 161	13 194	65 250	Minéraux non métalliques bruts, n.d.a.	292
5 959	4 783	825	1 266	Chiffons et déchets de textile, n.d.a.	294
190 041	129 372	17 501	59 966	Déchets de papier	296
121 557	133 796	95 870	158	Scories (sauf basiques) et cendres, déchets	298
265 984	246 062	3 860	18 458	Déchets de bois, n.d.a.	300
58 702	45 788	16 253	16 335	Autres déchets, n.d.a.	304
<b>101 320 501</b>	<b>98 828 913</b>	<b>13 446 900</b>	<b>2 420 948</b>	<b>Total</b>	<b>993</b>
<b>SECTION IV:</b>					
<b>Demi-produits, non comestibles (charge complète):</b>					
2 304	2 061	760	81	Cuirs, fourrures apprêtées et demi-produits en caoutchouc	306
8 626 902	3 510 596	2 722 375	5 193 628	Bois de construction	308
3 084	2 746	935	210	Couvertures de sol	310
48 417	41 484	16 672	12 010	Traverses de chemin de fer	312
46 800	2 999	7 366	43 118	Bardeaux et bardeaux fendus	314
226	125	83	41	Sciages	316
361 097	280 372	320 939	88 358	Placages	318
572 678	494 271	254 921	59 893	Contre-plaqués	320
371 564	245 205	52 348	122 478	Planches de bois de construction, n.d.a.	322
24 653	12 175	4 711	14 566	Bois de menuiserie	324
4 456	3 487	-	1 083	Ouvrages de tonnelerie, caisses et bois de layetier	326
22 296	11 760	2 300	9 889	Autre demi-produits en bois, n.d.a.	328
5 926 004	2 992 703	1 246 584	2 976 779	Pâte de bois	330
103 421	3 090	187	100 613	Pâte, n.d.a.	332
4 881 312	736 619	1 160 615	3 873 578	Papier journal	334
1 315 494	113 074	116 407	1 256 826	Papier mécanique et papier spécial	336
28	-	-	26	Papier d'édition	338
60 035	22 692	20 642	32 620	Papier fin, papier de soie et papier hygiénique	340
234 944	172 757	23 430	61 303	Papier d'emballage	342
906 170	653 425	62 855	253 329	Carton, n.d.a.	344
81 014	53 333	6 494	27 657	Papier de construction	346
88 358	67 365	20 387	20 075	Panneaux de construction, n.d.a.	346
3 106	658	49	2 399	Papier, n.d.a.	350
6 928	8 815	188	50	Ouate et bourre en masse ou en feuilles et feutre	352
4 865	5 171	70	122	Cordage, ficelle et corde	354
193	193	9	17	Tissus larges de coton	358
528	-	-	528	Tissus larges de jute	358
1 345	581	35	771	Demi-produits en matières textile, n.d.a.	360
88 203	87 561	5 410	799	Huiles et corps gras d'origine animale (sauf marins)	362
1 041	478	64	591	Huiles de poissons et d'animaux marins	364
4 852	4 080	1 450	723	Huile de coton et huile de lin	366
63 553	47 086	2 083	14 997	Huile de soja	368
383 696	370 594	34 403	7 614	Huiles et corps gras d'origine végétale, n.d.a.	370
9 604	7 124	742	2 502	Huiles, corps gras et cires modifiés chimiquement et leurs dérivés	372
13 029	10 997	2 315	1 982	Térébenthine, colophane et huiles, essences et acides de colophane	374
88 103	62 860	9 313	27 585	Extraits de gomme, de bois et de végétaux	376
76 042	58 319	6 092	20 772	Noirs de carbone	378
640 584	382 422	110 886	272 034	Éléments chimiques	380
1 067 525	825 327	469 387	238 777	Acide sulfurique	382
265 253	122 129	22 601	139 528	Acides inorganiques et composés d'oxygène de produits non métalliques ou de métalloïdes, n.d.a.	384
52 560	64 692	9 795	58	Hydroxyde de sodium	386
2 706 578	1 657 019	257 692	1 095 314	Bases inorganiques et oxydes, hydroxydes et peroxydes métalliques, n.d.a.	388
495 880	222 355	114 420	260 920	Sulfate de sodium	390
484 388	496 715	54 006	151	Carbonate de sodium	392
510 605	361 058	130 298	130 552	Sels et persels métalliques d'acides inorganiques, n.d.a.	394
26 820	20 596	12 185	7 707	Carbure de calcium	396
22 202	17 294	5 090	2 196	Autres produits chimiques inorganiques, n.d.a.	398
1 274 523	738 499	209 960	530 167	Hydrocarbures et leurs dérivés	400
1 461 839	1 176 894	154 449	291 796	Alcools et leurs dérivés	402
348 060	306 929	22 825	45 012	Phénols, éthers, aldéhydes, cétones et leurs dérivés	404
168 141	149 374	938	20 455	Acides organiques et leurs anhydrides, halides, peroxydes, peracides et leurs dérivés	406
73 227	71 499	3 688	1 964	Composés de fonction azote	408
155 313	142 798	19 205	8 968	Produits chimiques organiques, n.d.a.	410
39 880	38 252	11 015	589	Explosifs, mèches et amorces	412

Voir note(s) à la fin du tableau

TABLE 1. Revenue Freight Carried by Railways within Canada - Summary, 1983

No.	Commodity	Number of railways cars	Loaded onto railways cars	Received from other railways	Received from United States rail	
		Nombre de wagons	Chargées sur wagons	En provenance d'autres chemins de fer	En provenance des Etats-Unis	
					Destined to Canadian points A destination du Canada	Destined to United States points A destination des Etats-Unis
		cars - wagons	metric - tonnes - métriques			
<b>SECTION IV:</b>						
<b>Fabricated materials, inedible (C.L.):</b>						
414	Ammonium phosphates	5,082	420 936	41 277	21 321	-
416	Muriate of potassium (potash)	101,858	9 201 402	97 845	35 291	2 185
418	Fertilizers and fertilizer materials, n.e.s.	18,589	1 579 933	316 869	143 472	23 929
420	Agricultural chemicals, formulated	82	3 279	1 347	9 466	132
422	Adhesives	350	10 124	7 759	327	135
424	Synthetic rubber	1,112	67 190	7 004	45 783	8 438
426	Plastic materials, not shaped and basic shapes and forms	9,059	534 261	133 474	150 292	60 830
428	Pigments, lakes and toners	332	15 402	4 155	562	1 693
430	Paints and related products	665	26 460	7 003	2 148	-
432	Chemical specialties, industrial, n.e.s.	5,125	234 438	36 640	135 637	49 479
434	Gasoline	21,820	1 331 656	192 072	193	69
436	Aviation turbine fuel	534	32 209	11 568	-	-
438	Diesel fuel	30,457	2 051 574	142 225	134	889
440	Kerosene	38	2 140	-	-	-
442	Fuel oil, n.e.s.	13,422	757 073	179 454	28 895	43 013
444	Lubricating oils and greases	5,338	279 864	51 840	31 011	18 654
446	Petroleum cokes	2,124	164 580	182 694	293 516	8 735
448	Coke, n.e.s.	9,160	479 788	55 836	123 489	2 290
450	Refined and manufactured gases, fuel type (L.P.G.)	41,594	2 623 963	394 470	44 488	84 493
452	Asphalts and road oils	2,376	160 860	935	1 753	32
454	Other petroleum and coal products	10,559	678 837	112 437	26 199	19 077
458	Ferro-alloys	702	42 977	20 743	454	1 351
458	Pig iron	633	46 392	13 893	300	3 371
460	Ingots, blooms, billets and slabs, iron and steel	16,742	1 298 314	603 438	767	712
461	Primary iron and steel, n.e.s.	726	19 489	17 924	36	24
462	Castings and forgings, iron or steel	1,384	91 076	13 847	21 894	11 539
464	Bars and rods, steel	9,544	629 166	59 196	11 407	1 649
466	Plates, steel, fabricated	5,951	406 589	154 680	6 532	355
468	Sheet and strip, steel	8,733	833 296	136 776	11 736	11 541
470	Structural shapes and sheet piling, iron or steel	4,521	278 852	130 895	5 425	62
472	Rails and railway track materials	1,887	102 734	57 247	4 104	961
474	Pipes and tubes, iron and steel	3,971	204 491	92 116	2 783	1 765
476	Wire, iron or steel	311	12 396	2 828	-	-
478	Aluminum paste, powder, pigs, ingots and shot	4,377	252 289	11 394	-	-
480	Aluminum and aluminum alloy fabricated material, n.e.s.	10,565	673 672	258 288	4 444	54 532
482	Copper and alloys in primary forms	8,910	404 048	117 927	7 160	-
484	Copper and alloys, n.e.s.	191	10 247	733	1 223	69
486	Lead and alloys	2,332	143 769	11 416	1 987	66
488	Nickel and alloys	332	19 553	1 528	73	-
490	Tin and alloys	1	60	-	-	-
492	Zinc and alloys	7,617	476 345	128 515	40	7 725
494	Other non-ferrous base metals and alloys	177	10 131	2 114	2 476	-
496	Tanks	303	7 206	1 995	353	81
496	Bolts, nuts, nails, screws and basic hardware	222	9 278	329	41	174
500	Metal fabricated basic products, n.e.s.	1,087	38 891	9 889	1 275	430
502	Natural stone basic products, chiefly structural	1,725	146 701	6 182	46 625	-
504	Bricks and tiles, clay	359	17 967	4 366	1 142	1 090
506	Fire brick and similar shapes	271	12 909	3 853	17 159	2 071
508	Dolomite and magnesite, calcined	417	34 957	9 132	18 747	842
510	Refractories, n.e.s.	135	6 336	1 827	5 292	333
512	Glass basic products	723	33 673	11 377	36 306	2 067
514	Asbestos and asbestos-cement basic products	373	3 993	9 034	30	464
516	Portland cement, standard	17,406	1 527 103	139 837	62 142	70
518	Concrete pipe	74	2 674	1 106	-	-
520	Cement and concrete basic products, n.e.s.	2,951	242 110	580	260	-
522	Plaster	40	2 991	400	7 455	896
524	Gypsum wallboard and sheathing	1,518	93 585	5 896	3 899	-
526	Gypsum basic products, n.e.s.	-	-	212	8 449	116
528	Lime, hydrated and quick	2,056	146 126	21 824	8 710	1 475
530	Non-metallic mineral basic products, n.e.s.	5,191	247 740	88 980	17 849	2 139
532	Bituminous pressed or molded fabricated materials	18	222	12	-	-
534	Miscellaneous fabricated materials	608	23 682	2 793	678	6 171
994	<b>Total</b>	<b>920,560</b>	<b>60 143 421</b>	<b>11 943 145</b>	<b>2 613 046</b>	<b>2 162 848</b>
<b>SECTION V:</b>						
<b>End products, inedible (C.L.):</b>						
536	Power boilers	469	15 383	2 022	1 304	402
538	Engines and turbines, general purpose	54	3 577	1 381	1 263	2
539	Electric generators and motors	139	4 355	1 832	242	64
540	General purpose industrial machinery, n.e.s.	1,584	48 113	4 477	3 452	231
542	Conveying, elevating and materials handling equipment	294	7 835	1 436	6 802	498
544	Construction and maintenance machinery and equipment	1,174	35 333	3 633	1 691	66
546	Special industry machinery, n.e.s.	461	14 588	3 663	12 990	663
546	Agricultural machinery and equipment	2,019	35 964	8 596	19 865	128
550	Tractors	181	4 869	560	22 710	48

See footnote(s) at end of table.

TABLEAU 1. Marchandises payantes transportées par chemin de fer au Canada - Sommaire, 1983

Total freight traffic(1) (initial haul), 1983	Unloaded from railway cars	Delivered to other railways	Delivered to United States rail	Type de marchandise	No
Total du trafic de marchandises(1) (transport initial), 1983	Déchargées du wagon	Remises aux autres chemins de fer	Remises au réseau des États-Unis		
	metric - tonnes - metriques				
				<b>SECTION IV:</b>	
				<b>Demi-produits, non comestibles (charge complète):</b>	
442 257	327 280	85 784	70 470	Phosphates d'ammonium	414
9 238 878	5 243 682	101 782	3 991 261	Chlorure (muriate) de potassium	416
1 747 334	686 394	279 078	1 098 729	Engrais et matières fertilisantes, n.d.a.	418
12 877	12 974	952	299	Produits chimiques agricoles, formulés	420
10 586	9 456	1 590	298	Adhésifs	422
119 411	62 446	9 360	54 606	Caoutchouc synthétique	424
785 383	635 732	109 405	153 719	Matières plastiques non façonnées, et profilés et formes de base	426
17 657	13 200	3 936	4 676	Pigments, laques colorantes et tonifiants	428
28 608	22 897	7 902	4 813	Peintures et produits connexes	430
419 554	349 792	25 704	80 697	Produits chimiques industriels, n.d.a.	432
1 331 918	1 332 674	190 723	594	Essence	434
32 209	32 222	11 555	-	Carburateurs	436
2 052 597	1 661 990	203 546	329 285	Carburant diesel	438
2 140	2 110	30	-	Kérosène	440
828 981	840 033	121 962	46 441	Mazout, n.d.a.	442
329 529	321 307	37 783	22 278	Huiles et graisses lubrifiantes	444
466 831	389 991	194 911	64 620	Coke de pétrole	446
605 567	602 479	53 460	5 465	Coke, n.d.a.	448
2 752 944	1 251 727	362 802	1 532 887	Gaz raffinés et manufacturés, combustibles (GPL)	450
182 645	179 173	541	3 865	Asphalte et huiles pour les routes	452
724 113	486 550	139 227	210 776	Autres dérivés du pétrole et de la houille	454
44 782	28 710	22 572	14 243	Ferro-alliages	456
50 063	44 854	14 047	5 055	Fonte en gueuses	458
1 299 793	899 179	516 230	487 823	Lingots, blooms, billettes et brames de fer et d'acier	460
19 549	29 726	45	7 702	Fer et acier de formes primaires, n.d.a.	461
124 509	74 489	12 812	51 056	Moulages et forgeages de fer ou d'acier	462
642 222	532 819	46 663	121 934	Barres et tiges d'acier	464
413 476	371 091	176 990	20 075	Tôles d'acier travaillé	466
638 573	574 968	140 023	78 355	Feuille et feuillard d'acier	468
262 139	255 364	141 656	16 014	Profilés de charpente et palplanches de fer ou d'acier	470
107 799	97 690	63 077	4 279	Rails et matériel de voie ferrée	472
208 959	196 836	94 792	9 445	Tuyaux et tubes de fer et d'acier	474
12 396	10 997	3 665	564	Fils de fer ou d'acier	476
252 289	123 704	139 980	-	Pâte, poudre, gueuses, lingots et grenaille d'aluminium	478
732 648	178 949	28 512	781 474	Demi-produits à base d'aluminium et d'alliages d'aluminium, n.d.a.	480
411 208	345 544	108 473	75 117	Cuivre et alliages de cuivre formes primaires	482
11 539	10 875	541	856	Cuivre et alliages de cuivre, n.d.a.	484
145 802	110 330	12 513	34 376	Plomb et alliages	486
19 628	13 009	1 622	6 524	Nickel et alliages	488
60	60	-	-	Étain et alliages	490
484 110	243 943	135 162	231 521	Zinc et alliages	492
12 607	6 662	2 110	5 952	Autres alliages et métaux communs non ferreux	494
7 640	7 554	1 573	508	Réservoirs	496
9 333	9 418	145	99	Boulons, écrous, clous, vis et autres articles de base de quincaillerie	498
40 596	36 698	12 003	1 785	Demi-produits de base en métal, n.d.a.	500
193 326	186 702	6 699	6 106	Produits de base en pierre naturelle, surtout de construction	502
20 199	19 637	3 633	1 095	Briques et tuiles d'argile	504
32 139	25 664	4 169	6 161	Briques réfractaires et formes similaires	506
54 546	39 032	8 533	16 115	Dolomite et magnésites calcinées	508
11 961	10 614	1 748	1 426	Matière réfractaires, n.d.a.	510
72 046	53 720	18 061	11 643	Produits de base en verre	512
4 487	5 009	564	7 948	Produits de base en amiante et en fibrociment	514
1 589 315	910 884	126 353	691 917	Ciment Portland ordinaire	516
2 674	2 701	1 079	-	Tuyau en béton	518
242 390	242 319	472	181	Produits de base en ciment et en béton, n.d.a.	520
11 342	7 689	257	3 796	Plâtre	522
97 484	78 752	5 559	19 069	Panneaux et revêtements de gypse	524
8 565	7 732	930	116	Produits de base en gypse, n.d.a.	526
156 311	129 234	22 664	26 235	Chaux hydratée et vive	528
267 728	59 792	83 114	213 802	Produits minéraux non métalliques de base, n.d.a.	530
222	234	-	-	Demi-produits bitumineux pressés ou moulés	532
30 531	23 105	3 404	6 815	Demi-produits divers	534
<b>64 919 315</b>	<b>37 349 215</b>	<b>11 616 522</b>	<b>27 896 727</b>	<b>Total</b>	<b>994</b>
				<b>SECTION V:</b>	
				<b>Produits finaux, non comestibles (charge complète):</b>	
17 069	14 386	1 825	2 881	Chaudières mécaniques	536
4 842	4 655	1 376	193	Moteurs et turbines d'usage général	538
4 681	4 828	1 329	1 136	Génératrices et moteurs électriques	539
51 796	48 973	5 243	2 057	Machines industrielles d'usage général, n.d.a.	540
15 235	13 210	1 272	2 190	Convoyeurs et appareils de levage et de manutention	542
87 090	34 839	2 943	2 944	Machines et matériel de construction et d'entretien	544
28 241	24 171	3 785	3 950	Machines industrielles spéciales, n.d.a.	546
88 957	44 674	10 324	9 555	Machines et matériel agricoles	546
27 627	27 494	487	208	Tracteurs	550

Voir notes) a la fin du tableau.

TABLE 1. Revenue Freight Carried by Railways within Canada - Summary, 1983

No.	Commodity	Number of railways cars	Loaded onto railways cars	Received from other railways	Received from United States rail	
		Nombre de wagons	Chargées sur wagons	En provenance d'autres chemins de fer	En provenance des Etats-Unis	
					Destined to Canadian points A destination du Canada	Destined to United States points A destination des Etats-Unis
		cars - wagons	metric - tonnes - métriques			
<b>SECTION V:</b>						
<b>End products, inedible (C.L.):</b>						
552	Railway rolling stock	7,024	153 409	31 946	37 540	2 729
554	Passenger automobiles and chassis	49,057	968 979	186 314	152 267	38 163
556	Motor vehicle engines, accessories, parts and assemblies	25,553	587 976	159 226	1 236 872	101 284
558	Road motor vehicles, n.e.s.	32,420	608 007	63 286	42 102	13 697
560	Ships and boats, aircraft and miscellaneous vehicles, n.e.s. (including parts and accessories)	1,255	15 611	628	609	-
562	Rubber tires and tubes	3,644	68 108	11 050	4 607	281
564	Communication and related equipment	329	3 594	131	1 486	-
556	Heating equipment	25,553	587 976	159 226	1 236 872	101 284
568	Air-conditioning and refrigeration equipment	3,118	30 370	5 102	482	128
570	Plumbing equipment and fittings	753	7 649	971	286	902
572	Electric lighting, distribution and control equipment, n.e.s.	346	23 772	6 533	1 658	110
574	Furniture and fixtures	4,456	45 354	11 982	6 888	12 092
576	Electric appliances and accessories	4,828	55 463	6 933	8 927	236
577	Other equipment	205	3 263	937	1 795	69
578	Facial tissues and paper handkerchiefs	293	4 045	76	-	2 132
579	Apparel and accessories, n.e.s.	485	7 547	1 422	4 078	6 183
580	Toiletries, cleaning preparations and household chemical specialties	5,123	175 669	42 783	19 289	3 022
582	Paper napkins, towels and toilet paper	3,827	49 393	4 217	1 822	13 428
584	Tableware, paper	345	4 581	1 976	4	5 162
586	Kitchen utensils, cutlery and tableware, n.e.s. (excluding silverware)	10	93	137	337	428
588	Household and personal equipment, n.e.s.	5,270	68 732	25 646	5 822	9 430
590	Medicinal and pharmaceutical products and supplies (including ophthalmic goods and orthopaedic appliances)	2,969	43 457	10 140	799	4 311
592	Printed matter	172	5 190	566	2 165	-
594	Stationers' supplies, photographic goods, musical instruments and recreational supplies	49	1 356	660	1 576	7 939
596	Firearms, weapons and ammunition	950	28 826	3 534	291	19
598	Prefabricated buildings and structures	573	27 592	1 249	-	-
600	Miscellaneous products, n.e.s.	27	660	381	325	-
602	Metal containers	1,052	20 829	9 499	1 009	604
604	Glass containers	318	3 706	899	1 095	-
606	Bags, paper	126	2 542	1 965	699	481
608	Other paper containers	753	11 221	4 082	2 186	4 129
610	Wooden containers	136	2 367	139	1 823	106
612	Shipping and distribution containers and closures, n.e.s. (not C.O.F.C.)	2,424	33 784	9 420	15 662	5 685
614	Containers and closures, n.e.s. (not C.O.F.C.)	282	4 368	2	-	-
616	Paper and products	1,720	29 199	11 551	4 071	132
618	Plastic end products	1,915	31 775	6 956	678	71
620	Remaining end products	491	7 128	1 122	18 969	567
995	<b>Total</b>	<b>169,663</b>	<b>3 317 215</b>	<b>652 511</b>	<b>1 649 162</b>	<b>235 818</b>
<b>SECTION VI:</b>						
<b>Special types of traffic (C.L.):</b>						
622	Shipping containers returned empty (not C.O.F.C.)	2,053	20 904	6 529	18 915	8 273
624	Mixed carload freight, n.e.s.	14,718	328 640	4 277	334 534	64 307
626	Freight forwarder and shipper association traffic	56,962	1 222 020	46 498	26 607	132
628	Piggyback (T.O.F.C.) - Motor common carrier trailers (Plans I and V) (2)	176,860	4 034 363	2 328	92 985	1 130
630	Piggyback (C.O.F.C.) - Motor common carrier containers (Plans I and V) (2)	154,332	5 063 016	4 479	300 512	227
632	Piggyback (T.O.F.C.) - Other trailers (Plans III, IV and open tariff) (2)	-	-	-	-	-
634	Piggyback (C.O.F.C.) - Other containers (Plans III, IV and open tariff) (2)	-	-	-	-	-
996	<b>Total</b>	<b>404,925</b>	<b>10 668 942</b>	<b>64 113</b>	<b>773 553</b>	<b>74 068</b>
997	<b>Grand total, carload traffic</b>	<b>3,284,510</b>	<b>209 234 924</b>	<b>27 850 318</b>	<b>9 362 708</b>	<b>4 232 363</b>
<b>SECTION VII:</b>						
<b>Non-carload freight:</b>						
640	Non-carload shipments (L.C.L., express, etc.)	...	54 453	383	178	13
998	<b>Grand total, carload and non-carload traffic</b>	...	<b>209 289 380</b>	<b>27 850 701</b>	<b>9 362 887</b>	<b>4 232 374</b>

(1) Excludes receipts from other roads in Canada (column 3)

(2) Excludes railway-owned (Plan II) trailers and containers for which data are included under appropriate commodities according to trailer or container contents

TABLEAU 1. Marchandises payantes transportées par chemin de fer au Canada - Sommaire, 1983

Total freight traffic(1) (initial haul), 1983	Unloaded from railway cars	Delivered to other railways	Delivered to United States rail	Type de marchandise	No
Total du trafic de marchandises(1) (transport initial), 1983	Déchargées du wagon	Remises aux autres chemins de fer	Remises au réseau des États-Unis		
metric - tonnes - métriques					
<b>SECTION V:</b>					
<b>Produits finis, non comestibles (charge complète):</b>					
193 678	172 451	37 639	15 535	Matériel ferroviaire roulant	552
1 159 409	716 185	187 704	441 834	Voitures particulières et châssis	554
1 926 132	1 269 154	259 455	556 750	Moteurs, accessoires, pièces et assemblages de véhicules automobiles	556
663 806	356 324	67 967	302 801	Véhicules automobiles routiers, n.d.a.	558
16 220	11 422	2 147	3 279	Navires et bateaux, aéronefs et véhicules divers, n.d.a. (y compris les pièces et accessoires)	560
72 996	59 858	14 155	10 034	Pneus et chambres à air en caoutchouc	562
5 080	4 351	519	342	Matériel de communications et matériel connexe	564
12 305	11 502	2 057	395	Matériel de chauffage	566
30 980	32 406	3 325	353	Matériel de climatisation et de réfrigération	568
8 837	7 972	869	969	Matériel de plomberie et garnitures	570
25 540	23 932	6 579	1 561	Matériel électrique d'éclairage, de distribution et de commande, n.d.a.	572
64 334	47 795	14 148	14 374	Meubles et accessoires	574
64 626	62 341	8 827	392	Appareils et accessoires électriques	576
5 127	5 224	610	229	Autre matériel	577
6 177	4 045	58	2 151	Papiers-mouchoirs et mouchoirs de papier	578
17 808	11 163	1 646	6 421	Vêtements et accessoires, n.d.a.	579
197 980	191 484	46 067	3 211	Articles de toilette, préparations de nettoyage et spécialités chimiques	580
64 643	51 807	3 901	13 150	Serviettes en papier, serviettes et papier de toilette	582
9 747	4 460	2 092	5 172	Articles de table en papier	584
858	399	195	428	Articles de cuisine, coutellerie et articles de table, n.d.a. (sauf l'argenterie)	586
83 984	73 284	25 436	10 910	Articles ménagers et personnels, n.d.a.	588
48 567	43 596	10 746	4 366	Médicaments, produits pharmaceutiques et fournitures médicales (y compris les articles ophtalmiques et les appareils orthopédiques)	590
7 355	7 300	613	10	Imprimés	592
10 871	2 547	763	8 220	Papeterie, articles de photographie, instruments de musique et articles récréatifs	594
29 136	28 895	3 111	664	Armes à feu, armes et munitions	596
27 592	16 757	1 425	10 658	Bâtiments et ouvrages préfabriqués	598
985	930	106	329	Produits divers, n.d.a.	600
22 442	17 203	13 956	781	Contenants en métal	602
4 801	1 660	871	3 169	Contenants de verre	604
3 722	3 069	2 027	590	Sacs en papier	606
17 536	11 916	4 416	5 286	Autres contenants de papier	608
4 296	3 989	118	328	Contenants en bois	610
55 131	22 736	5 972	35 641	Contenants et conteneurs de livraison et d'expédition, n.d.a. (autres que rail-route)	612
4 368	4 370	-	-	Contenants et conteneurs fermés, n.d.a. (autres que rail-route)	614
33 402	36 008	8 453	491	Produits finis en papier	616
32 524	18 860	8 175	12 443	Produits finis en plastique	618
26 665	18 326	4 215	5 247	Autres produits finis	620
<b>5 202 193</b>	<b>3 571 922</b>	<b>778 954</b>	<b>1 503 829</b>	<b>Total</b>	<b>995</b>
<b>SECTION VI:</b>					
<b>Transports spéciaux (charge complète):</b>					
48 092	35 055	5 795	13 771	Conteneurs vides retournés à l'expéditeur (autres que rail-route)	622
727 481	396 900	7 211	327 649	Chargements mixtes, n.d.a.	624
1 248 759	1 225 515	60 584	9 160	Trafic des maisons d'expédition et des groupements d'expéditeurs	626
4 128 478	4 052 241	778	77 787	Piggyback - Remorques (rail-route) des transporteurs publics (plans I et V)(2)	628
5 363 755	4 860 661	72	507 501	Piggyback - Conteneurs (rail-route) des transporteurs publics (plans I et V)(2)	630
-	-	-	-	Piggyback - Autres remorques (rail-route) (plans III, IV et tarif général)(2)	632
-	-	-	-	Piggyback - Autres conteneurs (rail-route) (plans III, IV et tarif général)(2)	634
<b>11 516 563</b>	<b>10 570 372</b>	<b>74 438</b>	<b>935 868</b>	<b>Total</b>	<b>996</b>
<b>222 829 995</b>	<b>188 252 827</b>	<b>27 387 165</b>	<b>35 040 322</b>	<b>Total général du trafic charge complète</b>	<b>997</b>
<b>SECTION VII:</b>					
<b>Trafic des chargements de détail:</b>					
14 644	53 930	958	139	Livraisons de marchandises de détail (tarifs grande et petite vitesse)	640
<b>222 884 641</b>	<b>188 306 758</b>	<b>27 388 125</b>	<b>35 040 461</b>	<b>Total général, charges complètes et chargements de détail</b>	<b>998</b>

(1) Ne comprend pas les recettes provenant d'autres chemins de fer au Canada (rubrique 3)

(2) Non compris les remorques et conteneurs qui sont la propriété des compagnies ferroviaires (plan II) et dont le fret a été classé par type de marchandise suivant le contenu de la remorque ou conteneur.

TABLE 2. Revenue Freight Carried by Railways Within Canada, 1983

No.	Commodity		Class I - Classe I		Class II - Classe II			
			Canadian National Canadien National	Canadian Pacific Canadien Pacifique	Algoma Central	British Columbia Railway	Canada Southern (Consolidated Rail)	Chesapeake and Ohio
<b>Section I:</b>								
<b>Live animals (C.L.):</b>								
<b>002. Cattle:</b>								
1	Number of railway cars loaded	carloads	1,266	2,533	-	-	-	-
2	Loaded onto railway cars in Canada	metric tonnes	27 951	41 033	-	-	-	-
3	Received from other railways in Canada	" "	112	-	-	-	-	-
4	Received from United States rail:							
4	Destined to Canadian points	" "	-	-	-	-	-	-
5	Destined to United States points	" "	-	-	-	-	-	-
8	<b>Total freight traffic carried(1)</b>	" "	<b>28 063</b>	<b>41 033</b>	-	-	-	-
7	Unloaded from railway cars in Canada	" "	28 064	40 798	-	-	-	-
8	Delivered to other railways in Canada	" "	-	235	-	-	-	-
9	Delivered to United States rail connections	" "	-	-	-	-	-	-
<b>004. Swine:</b>								
10	Number of railway cars loaded	carloads	-	-	-	-	-	-
11	Loaded onto railway cars in Canada	metric tonnes	-	-	-	-	-	-
12	Received from other railways in Canada	" "	-	-	-	28	-	-
13	Received from United States rail:							
13	Destined to Canadian points	" "	-	-	-	-	-	-
14	Destined to United States points	" "	-	-	-	-	-	-
15	<b>Total freight traffic carried(1)</b>	" "	-	-	-	<b>28</b>	-	-
16	Unloaded from railway cars in Canada	" "	-	-	-	28	-	-
17	Delivered to other railways in Canada	" "	-	-	-	-	-	-
18	Delivered to United States rail connections	" "	-	-	-	-	-	-
<b>006. Horses, mules and donkeys:</b>								
19	Number of railway cars loaded	carloads	-	-	-	-	-	-
20	Loaded onto railway cars in Canada	metric tonnes	-	-	-	-	-	-
21	Received from other railways in Canada	" "	-	-	-	-	-	-
22	Received from United States rail:							
22	Destined to Canadian points	" "	-	-	-	-	-	-
23	Destined to United States points	" "	-	-	-	-	-	-
24	<b>Total freight traffic carried(1)</b>	" "	-	-	-	-	-	-
25	Unloaded from railway cars in Canada	" "	-	-	-	-	-	-
26	Delivered to other railways in Canada	" "	-	-	-	-	-	-
27	Delivered to United States rail connections	" "	-	-	-	-	-	-
<b>008. Live animals, n.e.s.:</b>								
28	Number of railway cars loaded	carloads	14	17	-	-	-	-
29	Loaded onto railway cars in Canada	metric tonnes	219	245	-	-	-	-
30	Received from other railways in Canada	" "	-	-	-	-	-	-
31	Received from United States rail:							
31	Destined to Canadian points	" "	-	92	-	-	-	-
32	Destined to United States points	" "	-	-	-	-	-	-
33	<b>Total freight traffic carried(1)</b>	" "	<b>219</b>	<b>337</b>	-	-	-	-
34	Unloaded from railway cars in Canada	" "	219	222	-	-	-	-
35	Delivered to other railways in Canada	" "	-	114	-	-	-	-
36	Delivered to United States rail connections	" "	-	-	-	-	-	-
<b>991. Total:</b>								
37	Number of railway cars loaded	carloads	1,280	2,550	-	-	-	-
38	Loaded onto railway cars in Canada	metric tonnes	28 170	41 278	-	-	-	-
39	Received from other railways in Canada	" "	112	-	-	28	-	-
40	Received from United States rail:							
40	Destined to Canadian points	" "	-	92	-	-	-	-
41	Destined to United States points	" "	-	-	-	-	-	-
42	<b>Total freight traffic carried(1)</b>	" "	<b>28 282</b>	<b>41 370</b>	-	<b>28</b>	-	-
43	Unloaded from railway cars in Canada	" "	28 282	41 020	-	28	-	-
44	Delivered to other railways in Canada	" "	-	349	-	-	-	-
45	Delivered to United States rail connections	" "	-	-	-	-	-	-
<b>Section II:</b>								
<b>Food, feed, beverages and tobacco (C.L.):</b>								
<b>010. Meat, fresh or chilled:</b>								
46	Number of railway cars loaded	carloads	1,076	2,318	-	-	-	-
47	Loaded onto railway cars in Canada	metric tonnes	29 626	65 820	-	-	-	-
48	Received from other railways in Canada	" "	9 329	-	-	-	-	-
49	Received from United States rail:							
49	Destined to Canadian points	" "	-	-	-	-	-	-
50	Destined to United States points	" "	-	-	-	-	-	-
51	<b>Total freight traffic carried(1)</b>	" "	<b>38 955</b>	<b>65 820</b>	-	-	-	-
52	Unloaded from railway cars in Canada	" "	38 955	56 577	-	-	-	-
53	Delivered to other railways in Canada	" "	-	9 242	-	-	-	-
54	Delivered to United States rail connections	" "	-	-	-	-	-	-

See footnote(s) at end of table.



TABLEAU 2. Marchandises payantes transportées par chemin de fer au Canada, 1983

Class II - Classe II				Grand total all Railways Total général tous chemins de fer	Type de marchandise	No
Toronto, Hamilton and Buffalo	Ontario Northland	Quebec North Shore and Labrador	All other Tous autres			
					<b>Section I:</b>	
					<b>Animaux vivants (charge complète):</b>	
					<b>002. Bovins:</b>	
				3,799	wagon	Nombre de wagons chargés
				68 984	tonnes métriques	Chargées sur wagons au Canada
				112	" "	En provenance d'autres chemins de fer au Canada
				-	" "	En provenance des Etats-Unis:
				-	" "	A destination du Canada
				-	" "	A destination des Etats-Unis
				69 096	" "	<b>Total du trafic marchandises transportées(1)</b>
				68 862	" "	Déchargées du wagon au Canada
				235	" "	Remises aux autres chemins de fer au Canada
				-	" "	Remises au réseau des Etats-Unis
						<b>004. Porcs:</b>
				-	wagon	Nombre de wagons chargés
				28	tonnes métriques	Chargées sur wagons au Canada
				-	" "	En provenance d'autres chemins de fer au Canada
				-	" "	En provenance des Etats-Unis:
				-	" "	A destination du Canada
				-	" "	A destination des Etats-Unis
				28	" "	<b>Total du trafic marchandises transportées(1)</b>
				28	" "	Déchargées du wagon au Canada
				-	" "	Remises aux autres chemins de fer au Canada
				-	" "	Remises au réseau des Etats-Unis
						<b>006. Chevaux, mulets et ânes:</b>
				-	wagon	Nombre de wagons chargés
				-	tonnes métriques	Chargées sur wagons au Canada
				-	" "	En provenance d'autres chemins de fer au Canada
				-	" "	En provenance des Etats-Unis:
				-	" "	A destination du Canada
				-	" "	A destination des Etats-Unis
				-	" "	<b>Total du trafic marchandises transportées(1)</b>
				-	" "	Déchargées du wagon au Canada
				-	" "	Remises aux autres chemins de fer au Canada
				-	" "	Remises au réseau des Etats-Unis
						<b>008. Animaux vivants, n.d.a.:</b>
				31	wagon	Nombre de wagons chargés
				464	tonnes métriques	Chargées sur wagons au Canada
				-	" "	En provenance d'autres chemins de fer au Canada
				-	" "	En provenance des Etats-Unis:
				92	" "	A destination du Canada
				-	" "	A destination des Etats-Unis
				556	" "	<b>Total du trafic marchandises transportées(1)</b>
				441	" "	Déchargées du wagon au Canada
				114	" "	Remises aux autres chemins de fer au Canada
				-	" "	Remises au réseau des Etats-Unis
						<b>991. Total:</b>
				3,830	wagon	Nombre de wagons chargés
				69 448	tonnes métriques	Chargées sur wagons au Canada
				140	" "	En provenance d'autres chemins de fer au Canada
				-	" "	En provenance des Etats-Unis:
				92	" "	A destination du Canada
				-	" "	A destination des Etats-Unis
				69 680	" "	<b>Total du trafic marchandises transportées(1)</b>
				69 330	" "	Déchargées du wagon au Canada
				349	" "	Remises aux autres chemins de fer au Canada
				-	" "	Remises au réseau des Etats-Unis
						<b>Section II:</b>
						<b>Denrées alimentaires, aliments pour animaux, boissons et tabacs (charge complète):</b>
						<b>010. Viande fraîche ou réfrigérée:</b>
				3,394	wagon	Nombre de wagons chargés
				95 448	tonnes métriques	Chargées sur wagons au Canada
				9 329	" "	En provenance d'autres chemins de fer au Canada
				-	" "	En provenance des Etats-Unis:
				-	" "	A destination du Canada
				-	" "	A destination des Etats-Unis
				104 775	" "	<b>Total du trafic marchandises transportées(1)</b>
				95 532	" "	Déchargées du wagon au Canada
				9 242	" "	Remises aux autres chemins de fer au Canada
				-	" "	Remises au réseau des Etats-Unis

Voir note(s) à la fin du tableau.

TABLE 2. Revenue Freight Carried by Railways Within Canada, 1983

No.	Commodity		Class I - Classe I		Class II - Classe II			
			Canadian National Canadien National	Canadian Pacific Canadien Pacifique	Algoma Central	British Columbia Railway	Canada Southern (Consolidated Rail)	Chesapeake and Ohio
<b>Food, feed, beverages and tobacco (C.L.):</b>								
<b>012. Meat, frozen:</b>								
1	Number of railway cars loaded	carloads	69	12	-	-	1	-
2	Loaded onto railway cars in Canada	metric tonnes	2 118	456	-	-	42	-
3	Received from other railways in Canada	" "	-	-	-	-	-	-
Received from United States rail:								
4	Destined to Canadian points	" "	544	-	-	-	-	-
5	Destined to United States points	" "	-	-	-	-	-	66
6	<b>Total freight traffic carried(1)</b>	" "	<b>2 660</b>	<b>456</b>	-	-	<b>42</b>	<b>66</b>
7	Unloaded from railway cars in Canada	" "	2 661	456	-	-	-	-
8	Delivered to other railways in Canada	" "	-	-	-	-	-	-
9	Delivered to United States rail connections	" "	-	-	-	-	42	66
<b>014. Meat and meat preparations, n.e.s.:</b>								
10	Number of railway cars loaded	carloads	22	2	-	-	-	-
11	Loaded onto railway cars in Canada	metric tonnes	505	43	-	-	-	-
12	Received from other railways in Canada	" "	55	-	-	-	-	-
Received from United States rail:								
13	Destined to Canadian points	" "	85	-	-	-	-	-
14	Destined to United States points	" "	45	-	-	-	-	-
15	<b>Total freight traffic carried(1)</b>	" "	<b>690</b>	<b>43</b>	-	-	-	-
16	Unloaded from railway cars in Canada	" "	591	19	-	-	-	-
17	Delivered to other railways in Canada	" "	-	-	-	-	-	-
18	Delivered to United States rail connections	" "	101	24	-	-	-	-
<b>016. Fish and marine animals:</b>								
19	Number of railway cars loaded	carloads	81	438	-	-	-	-
20	Loaded onto railway cars in Canada	metric tonnes	3 699	18 762	-	-	-	-
21	Received from other railways in Canada	" "	2 210	301	-	-	406	-
Received from United States rail:								
22	Destined to Canadian points	" "	294	-	-	-	-	-
23	Destined to United States points	" "	1 729	-	-	-	-	-
24	<b>Total freight traffic carried(1)</b>	" "	<b>7 932</b>	<b>19 063</b>	-	-	<b>406</b>	-
25	Unloaded from railway cars in Canada	" "	5 431	12 661	-	-	-	-
26	Delivered to other railways in Canada	" "	425	5 440	-	-	-	-
27	Delivered to United States rail connections	" "	2 076	762	-	-	406	-
<b>018. Butter:</b>								
28	Number of railway cars loaded	carloads	-	-	-	-	-	-
29	Loaded onto railway cars in Canada	metric tonnes	-	-	-	-	-	-
30	Received from other railways in Canada	" "	-	-	-	54	-	-
Received from United States rail:								
31	Destined to Canadian points	" "	-	-	-	-	-	-
32	Destined to United States points	" "	-	-	-	-	-	-
33	<b>Total freight traffic carried(1)</b>	" "	-	-	-	<b>54</b>	-	-
34	Unloaded from railway cars in Canada	" "	-	-	-	54	-	-
35	Delivered to other railways in Canada	" "	-	-	-	-	-	-
36	Delivered to United States rail connections	" "	-	-	-	-	-	-
<b>020. Cheese:</b>								
37	Number of railway cars loaded	carloads	-	3	-	-	-	-
38	Loaded onto railway cars in Canada	metric tonnes	-	98	-	-	-	-
39	Received from other railways in Canada	" "	-	-	-	-	-	-
Received from United States rail:								
40	Destined to Canadian points	" "	47	-	-	-	-	-
41	Destined to United States points	" "	-	-	-	-	-	-
42	<b>Total freight traffic carried(1)</b>	" "	<b>47</b>	<b>98</b>	-	-	-	-
43	Unloaded from railway cars in Canada	" "	47	-	-	-	-	-
44	Delivered to other railways in Canada	" "	-	98	-	-	-	-
45	Delivered to United States rail connections	" "	-	-	-	-	-	-
<b>022. Dairy produce, n.e.s., eggs and honey:</b>								
46	Number of railway cars loaded	carloads	531	290	-	-	21	-
47	Loaded onto railway cars in Canada	metric tonnes	23 081	13 917	-	-	456	-
48	Received from other railways in Canada	" "	1 024	291	-	-	406	-
Received from United States rail:								
49	Destined to Canadian points	" "	-	44	-	-	-	-
50	Destined to United States points	" "	-	102	-	-	-	163
51	<b>Total freight traffic carried(1)</b>	" "	<b>24 105</b>	<b>14 354</b>	-	-	<b>862</b>	<b>163</b>
52	Unloaded from railway cars in Canada	" "	18 496	9 441	-	-	-	-
53	Delivered to other railways in Canada	" "	5 389	2 237	-	-	-	-
54	Delivered to United States rail connections	" "	220	2 675	-	-	862	163

See footnote(s) at end of table.

TABLEAU 2. Marchandises payantes transportées par chemin de fer au Canada, 1983

Class II - Classe II				Grand total all Railways Total général tous chemins de fer	Type de marchandise	No
Toronto, Hamilton and Buffalo	Ontario Northland	Quebec North Shore and Labrador	All other Tous autres			
					<b>Denrées alimentaires, aliments pour animaux, boissons et tabacs (charge complète):</b>	
					<b>012. Viande congelée:</b>	
				82 wagon	Nombre de wagons chargés	1
				2 614 tonnes métriques	Chargées sur wagons au Canada	2
				- " "	En provenance d'autres chemins de fer au Canada	3
				544 " "	En provenance des Etats-Unis:	
				66 " "	A destination du Canada	4
				- " "	A destination des Etats-Unis	5
				<b>3 224 " "</b>	<b>Total du trafic marchandises transportées(1)</b>	<b>6</b>
				3 117 " "	Déchargées du wagon au Canada	7
				- " "	Remises aux autres chemins de fer au Canada	8
				108 " "	Remises au réseau des Etats-Unis	9
					<b>014. Viandes et préparations à base de viandes, n.d.a.:</b>	
				24 wagon	Nombre de wagons chargés	10
				548 tonnes métriques	Chargées sur wagons au Canada	11
			19	74 " "	En provenance d'autres chemins de fer au Canada	12
				- " "	En provenance des Etats-Unis:	
				85 " "	A destination du Canada	13
				45 " "	A destination des Etats-Unis	14
			<b>19</b>	<b>752 " "</b>	<b>Total du trafic marchandises transportées(1)</b>	<b>15</b>
				629 " "	Déchargées du wagon au Canada	16
			19	- " "	Remises aux autres chemins de fer au Canada	17
				125 " "	Remises au réseau des Etats-Unis	18
					<b>016. Poissons et animaux marins:</b>	
				519 wagon	Nombre de wagons chargés	19
				22 461 tonnes métriques	Chargées sur wagons au Canada	20
			5 813	8 780 " "	En provenance d'autres chemins de fer au Canada	21
				- " "	En provenance des Etats-Unis:	
			378	670 " "	A destination du Canada	22
				1 729 " "	A destination des Etats-Unis	23
			<b>6 189</b>	<b>33 640 " "</b>	<b>Total du trafic marchandises transportées(1)</b>	<b>24</b>
				19 934 " "	Déchargées du wagon au Canada	25
			1 642	9 821 " "	Remises aux autres chemins de fer au Canada	26
			3 906	3 884 " "	Remises au réseau des Etats-Unis	27
			640			
					<b>018. Beurre:</b>	
				- wagon	Nombre de wagons chargés	28
				- tonnes métriques	Chargées sur wagons au Canada	29
				54 " "	En provenance d'autres chemins de fer au Canada	30
				- " "	En provenance des Etats-Unis:	
				- " "	A destination du Canada	31
				- " "	A destination des Etats-Unis	32
				<b>54 " "</b>	<b>Total du trafic marchandises transportées(1)</b>	<b>33</b>
				54 " "	Déchargées du wagon au Canada	34
				- " "	Remises aux autres chemins de fer au Canada	35
				- " "	Remises au réseau des Etats-Unis	36
					<b>020. Fromage:</b>	
				3 wagon	Nombre de wagons chargés	37
				98 tonnes métriques	Chargées sur wagons au Canada	38
			98	98 " "	En provenance d'autres chemins de fer au Canada	39
				- " "	En provenance des Etats-Unis:	
				47 " "	A destination du Canada	40
				- " "	A destination des Etats-Unis	41
			<b>98</b>	<b>243 " "</b>	<b>Total du trafic marchandises transportées(1)</b>	<b>42</b>
				145 " "	Déchargées du wagon au Canada	43
			98	98 " "	Remises aux autres chemins de fer au Canada	44
				- " "	Remises au réseau des Etats-Unis	45
					<b>022. Produits laitiers, n.d.a., oeufs et miel:</b>	
			16	858 wagon	Nombre de wagons chargés	46
			882	38 336 tonnes métriques	Chargées sur wagons au Canada	47
			7 503	9 224 " "	En provenance d'autres chemins de fer au Canada	48
				- " "	En provenance des Etats-Unis:	
				44 " "	A destination du Canada	49
				285 " "	A destination des Etats-Unis	50
			<b>6 385</b>	<b>47 889 " "</b>	<b>Total du trafic marchandises transportées(1)</b>	<b>51</b>
				7 452 " "	Déchargées du wagon au Canada	52
			7 452	35 389 " "	Remises aux autres chemins de fer au Canada	53
			933	8 559 " "	Remises au réseau des Etats-Unis	54
				3 920 " "		

Voir note(s) à la fin du tableau.

TABLE 2. Revenue Freight Carried by Railways Within Canada, 1983

No.	Commodity		Class I - Classe I		Class II - Classe II			
			Canadian National Canadien National	Canadian Pacific Canadien Pacifique	Algoma Central	British Columbia Railway	Canada Southern (Consolidated Rail)	Chesapeake and Ohio
<b>Food, feed, beverages and tobacco (C.L.):</b>								
<b>024. Barley:</b>								
1	Number of railway cars loaded	carloads	73,810	38,801	-	1,646	-	-
2	Loaded onto railway cars in Canada	metric tonnes	4 337 906	2 786 403	-	117 395	-	-
3	Received from other railways in Canada	" "	215 684	45 270	-	-	490	-
Received from United States rail:								
4	Destined to Canadian points	" "	22	1 354	-	-	-	-
5	Destined to United States points	" "	1 885	-	-	-	-	4 343
6	<b>Total freight traffic carried(1)</b>	" "	<b>4 555 497</b>	<b>2 833 027</b>	-	<b>117 395</b>	<b>490</b>	<b>4 343</b>
7	Unloaded from railway cars in Canada	" "	4 373 535	2 758 936	-	97 655	490	-
8	Delivered to other railways in Canada	" "	75 366	67 971	-	19 740	-	-
9	Delivered to United States rail connections	" "	106 596	6 120	-	-	-	4 343
<b>026. Corn:</b>								
10	Number of railway cars loaded	carloads	2,177	1,695	-	-	543	1,677
11	Loaded onto railway cars in Canada	metric tonnes	155 306	121 521	-	-	46 352	143 997
12	Received from other railways in Canada	" "	111 188	92 277	-	-	84	-
Received from United States rail:								
13	Destined to Canadian points	" "	34 376	62 355	-	-	173	585
14	Destined to United States points	" "	281 685	62 402	-	-	-	175 406
15	<b>Total freight traffic carried(1)</b>	" "	<b>582 537</b>	<b>338 555</b>	-	-	<b>46 609</b>	<b>319 988</b>
16	Unloaded from railway cars in Canada	" "	190 737	198 829	-	-	84	42 568
17	Delivered to other railways in Canada	" "	82 715	30 313	-	-	46 441	102 015
18	Delivered to United States rail connections	" "	309 085	109 414	-	-	84	175 406
<b>028. Oats:</b>								
19	Number of railway cars loaded	carloads	8,711	1,944	-	190	-	-
20	Loaded onto railway cars in Canada	metric tonnes	391 027	118 194	-	9 457	-	-
21	Received from other railways in Canada	" "	10 554	5 177	-	-	-	101
Received from United States rail:								
22	Destined to Canadian points	" "	-	40	-	-	-	-
23	Destined to United States points	" "	6 757	12 166	-	-	-	6 357
24	<b>Total freight traffic carried(1)</b>	" "	<b>408 338</b>	<b>135 577</b>	-	<b>9 457</b>	-	<b>6 458</b>
25	Unloaded from railway cars in Canada	" "	278 687	117 487	-	-	-	101
26	Delivered to other railways in Canada	" "	10 218	2 607	-	9 457	-	-
27	Delivered to United States rail connections	" "	119 433	15 484	-	-	-	6 357
<b>030. Rice:</b>								
28	Number of railway cars loaded	carloads	17	3	-	-	-	-
29	Loaded onto railway cars in Canada	metric tonnes	1 112	253	-	-	-	-
30	Received from other railways in Canada	" "	1 111	141	-	-	-	-
Received from United States rail:								
31	Destined to Canadian points	" "	33 040	4 378	-	-	-	-
32	Destined to United States points	" "	-	-	-	-	-	-
33	<b>Total freight traffic carried(1)</b>	" "	<b>35 263</b>	<b>4 772</b>	-	-	-	-
34	Unloaded from railway cars in Canada	" "	35 263	4 772	-	-	-	-
35	Delivered to other railways in Canada	" "	-	-	-	-	-	-
36	Delivered to United States rail connections	" "	-	-	-	-	-	-
<b>032. Rye:</b>								
37	Number of railway cars loaded	carloads	3,759	4,833	-	37	-	-
38	Loaded onto railway cars in Canada	metric tonnes	253 576	387 854	-	2 443	-	-
39	Received from other railways in Canada	" "	1 800	2 351	-	-	-	-
Received from United States rail:								
40	Destined to Canadian points	" "	-	53	-	-	-	-
41	Destined to United States points	" "	108	-	-	-	-	-
42	<b>Total freight traffic carried(1)</b>	" "	<b>255 484</b>	<b>390 258</b>	-	<b>2 443</b>	-	-
43	Unloaded from railway cars in Canada	" "	240 267	385 604	-	1 619	-	-
44	Delivered to other railways in Canada	" "	1 822	124	-	824	-	-
45	Delivered to United States rail connections	" "	13 395	4 529	-	-	-	-
<b>034. Wheat:</b>								
46	Number of railway cars loaded	carloads	155,107	188,171	-	1,090	-	57
47	Loaded onto railway cars in Canada	metric tonnes	10 049 554	14 120 937	-	73 124	-	5 192
48	Received from other railways in Canada	" "	329 322	122 230	-	-	-	-
Received from United States rail:								
49	Destined to Canadian points	" "	-	163 747	-	-	-	-
50	Destined to United States points	" "	143 533	-	-	-	-	21 214
51	<b>Total freight traffic carried(1)</b>	" "	<b>10 522 409</b>	<b>14 406 914</b>	-	<b>73 124</b>	-	<b>26 406</b>
52	Unloaded from railway cars in Canada	" "	10 050 707	14 221 358	-	57 739	-	5 192
53	Delivered to other railways in Canada	" "	176 471	21 782	-	15 385	-	-
54	Delivered to United States rail connections	" "	295 231	163 774	-	-	-	21 214

See footnote(s) at end of table.

TABLEAU 2. Marchandises payantes transportées par chemin de fer au Canada, 1983

Class II - Classe II				Grand total all Railways	Type de marchandise	No
Toronto, Hamilton and Buffalo	Ontario Northland	Quebec North Shore and Labrador	All other Tous autres	Total général tous chemins de fer		
					<b>Denrées alimentaires, aliments pour animaux, boissons et tabac (charge complète):</b>	
					<b>024. Orge:</b>	
-	-	-	-	114,457	wagon	Nombre de wagons chargés
-	-	-	-	7 241 704	tonnes métriques	Chargées sur wagons au Canada
56	112	-	60 375	321 987	" "	En provenance d'autres chemins de fer au Canada
-	-	-	333	1 709	" "	En provenance des États-Unis:
-	-	-	-	6 228	" "	À destination du Canada
-	-	-	-	-	" "	À destination des États-Unis
56	112	-	60 708	7 571 528	" "	<b>Total du trafic marchandises transportées(1)</b>
56	112	-	60 375	7 291 159	" "	Déchargées du wagon au Canada
-	-	-	333	163 410	" "	Remises aux autres chemins de fer au Canada
-	-	-	-	117 059	" "	Remises au réseau des États-Unis
					<b>026. Maïs:</b>	
-	-	-	2	6,094	wagon	Nombre de wagons chargés
-	-	-	118	467 294	tonnes métriques	Chargées sur wagons au Canada
-	-	-	35 453	238 962	" "	En provenance d'autres chemins de fer au Canada
-	-	-	-	-	" "	En provenance des États-Unis:
-	-	-	7 239	104 730	" "	À destination du Canada
-	-	-	82	519 575	" "	À destination des États-Unis
-	-	-	42 692	1 330 581	" "	<b>Total du trafic marchandises transportées(1)</b>
-	-	-	42 381	474 599	" "	Déchargées du wagon au Canada
-	-	-	511	261 995	" "	Remises aux autres chemins de fer au Canada
-	-	-	-	583 989	" "	Remises au réseau des États-Unis
					<b>028. Avoine:</b>	
-	-	-	23	8,868	wagon	Nombre de wagons chargés
-	-	-	1 480	520 158	tonnes métriques	Chargées sur wagons au Canada
-	-	-	5 022	20 854	" "	En provenance d'autres chemins de fer au Canada
-	-	-	-	-	" "	En provenance des États-Unis:
-	-	-	82	122	" "	À destination du Canada
-	-	-	-	25 260	" "	À destination des États-Unis
-	-	-	6 584	586 414	" "	<b>Total du trafic marchandises transportées(1)</b>
-	-	-	5 022	401 297	" "	Déchargées du wagon au Canada
-	-	-	82	22 364	" "	Remises aux autres chemins de fer au Canada
-	-	-	1 480	142 754	" "	Remises au réseau des États-Unis
					<b>030. Riz:</b>	
-	-	-	1	21	wagon	Nombre de wagons chargés
-	-	-	88	1 453	tonnes métriques	Chargées sur wagons au Canada
-	-	-	290	1 542	" "	En provenance d'autres chemins de fer au Canada
-	-	-	-	-	" "	En provenance des États-Unis:
-	-	-	14 130	51 548	" "	À destination du Canada
-	-	-	-	-	" "	À destination des États-Unis
-	-	-	14 508	54 543	" "	<b>Total du trafic marchandises transportées(1)</b>
-	-	-	13 723	53 758	" "	Déchargées du wagon au Canada
-	-	-	897	697	" "	Remises aux autres chemins de fer au Canada
-	-	-	88	88	" "	Remises au réseau des États-Unis
					<b>032. Seigle:</b>	
-	-	-	-	8,629	wagon	Nombre de wagons chargés
124	-	-	-	643 873	tonnes métriques	Chargées sur wagons au Canada
-	-	-	-	4 275	" "	En provenance d'autres chemins de fer au Canada
-	-	-	-	-	" "	En provenance des États-Unis:
-	-	-	-	53	" "	À destination du Canada
-	-	-	-	108	" "	À destination des États-Unis
124	-	-	-	648 309	" "	<b>Total du trafic marchandises transportées(1)</b>
124	-	-	-	627 614	" "	Déchargées du wagon au Canada
-	-	-	-	2 770	" "	Remises aux autres chemins de fer au Canada
-	-	-	-	17 924	" "	Remises au réseau des États-Unis
					<b>034. Blé:</b>	
-	-	-	1	344,426	wagon	Nombre de wagons chargés
-	-	-	88	24 248 895	tonnes métriques	Chargées sur wagons au Canada
6 376	-	-	30 097	490 025	" "	En provenance d'autres chemins de fer au Canada
-	-	-	-	-	" "	En provenance des États-Unis:
-	-	-	-	163 747	" "	À destination du Canada
-	-	-	-	164 747	" "	À destination des États-Unis
8 376	-	-	30 185	25 067 414	" "	<b>Total du trafic marchandises transportées(1)</b>
8 376	-	-	30 185	24 373 557	" "	Déchargées du wagon au Canada
-	-	-	-	213 638	" "	Remises aux autres chemins de fer au Canada
-	-	-	-	480 219	" "	Remises au réseau des États-Unis

Voir note(s) à la fin du tableau.

TABLE 2. Revenue Freight Carried by Railways Within Canada, 1983

No.	Commodity		Class I - Classe I		Class II - Classe II			
			Canadian National Canadien National	Canadian Pacific Canadien Pacifique	Algoma Central	British Columbia Railway	Canada Southern (Consolidated Rail)	Chesapeake and Ohio
<b>Food, feed, beverages and tobacco (C.L.):</b>								
<b>036. Cereals unmilled, n.e.s.:</b>								
1	Number of railway cars loaded	carloads	1,731	309	-	370	-	-
2	Loaded onto railway cars in Canada	metric tonnes	101 957	21 135	-	26 141	-	-
3	Received from other railways in Canada	" "	2 522	8 968	-	101	-	-
4	Received from United States rail:							
4	Destined to Canadian points	" "	999	2 911	-	-	-	249
5	Destined to United States points	" "	11 669	456	-	-	-	2 296
6	<b>Total freight traffic carried(1)</b>	" "	<b>117 147</b>	<b>33 470</b>	-	<b>26 242</b>	-	<b>2 545</b>
7	Unloaded from railway cars in Canada	" "	92 571	29 267	-	26 137	-	249
8	Delivered to other railways in Canada	" "	11 089	1 504	-	104	-	-
9	Delivered to United States rail connections	" "	13 486	2 700	-	-	-	2 296
<b>038. Corn meal and flour:</b>								
10	Number of railway cars loaded	carloads	3	2	-	-	-	-
11	Loaded onto railway cars in Canada	metric tonnes	115	159	-	-	-	-
12	Received from other railways in Canada	" "	1 785	2 803	-	-	-	-
13	Received from United States rail:							
13	Destined to Canadian points	" "	24 193	7 703	-	-	-	-
14	Destined to United States points	" "	68	-	-	-	-	66
15	<b>Total freight traffic carried(1)</b>	" "	<b>26 161</b>	<b>10 665</b>	-	-	-	<b>66</b>
16	Unloaded from railway cars in Canada	" "	24 296	10 516	-	-	-	-
17	Delivered to other railways in Canada	" "	1 419	-	-	-	-	-
18	Delivered to United States rail connections	" "	446	149	-	-	-	66
<b>040. Corn starch:</b>								
19	Number of railway cars loaded	carloads	202	-	-	-	-	-
20	Loaded onto railway cars in Canada	metric tonnes	8 477	-	-	-	-	-
21	Received from other railways in Canada	" "	1 735	37	-	238	-	-
22	Received from United States rail:							
22	Destined to Canadian points	" "	6 126	1 207	-	-	-	-
23	Destined to United States points	" "	43 448	34 318	-	-	-	3 289
24	<b>Total freight traffic carried(1)</b>	" "	<b>59 786</b>	<b>35 562</b>	-	<b>238</b>	-	<b>3 289</b>
25	Unloaded from railway cars in Canada	" "	4 110	347	-	238	-	-
26	Delivered to other railways in Canada	" "	9 272	896	-	-	-	-
27	Delivered to United States rail connections	" "	46 403	34 318	-	-	-	3 289
<b>042. Malt and malt flour:</b>								
28	Number of railway cars loaded	carloads	2,512	1,942	-	1	23	-
29	Loaded onto railway cars in Canada	metric tonnes	174 381	134 447	-	47	1 569	-
30	Received from other railways in Canada	" "	2 245	70	-	-	2 835	-
31	Received from United States rail:							
31	Destined to Canadian points	" "	44	-	-	-	-	-
32	Destined to United States points	" "	48 925	139	-	-	-	57
33	<b>Total freight traffic carried(1)</b>	" "	<b>225 595</b>	<b>134 656</b>	-	<b>47</b>	<b>4 404</b>	<b>57</b>
34	Unloaded from railway cars in Canada	" "	151 542	132 131	-	-	-	-
35	Delivered to other railways in Canada	" "	1 178	860	-	47	-	-
36	Delivered to United States rail connections	" "	72 874	1 666	-	-	4 403	57
<b>044. Wheat flour:</b>								
37	Number of railway cars loaded	carloads	6,371	5,048	-	-	-	-
38	Loaded onto railway cars in Canada	metric tonnes	250 701	227 436	-	-	-	-
39	Received from other railways in Canada	" "	60 777	21 702	-	416	-	-
40	Received from United States rail:							
40	Destined to Canadian points	" "	137	45	-	-	-	-
41	Destined to United States points	" "	47 982	4 335	-	-	-	10 664
42	<b>Total freight traffic carried(1)</b>	" "	<b>359 597</b>	<b>253 518</b>	-	<b>416</b>	-	<b>10 664</b>
43	Unloaded from railway cars in Canada	" "	291 776	172 114	-	416	-	-
44	Delivered to other railways in Canada	" "	17 441	76 590	-	-	-	-
45	Delivered to United States rail connections	" "	50 381	4 814	-	-	-	10 664
<b>046. Cereals milled, n.e.s.:</b>								
46	Number of railway cars loaded	carloads	288	659	-	14	-	-
47	Loaded onto railway cars in Canada	metric tonnes	12 059	29 904	-	756	-	-
48	Received from other railways in Canada	" "	584	262	-	112	27	-
49	Received from United States rail:							
49	Destined to Canadian points	" "	9 609	2 206	-	-	220	-
50	Destined to United States points	" "	3 178	93	-	-	-	38
51	<b>Total freight traffic carried(1)</b>	" "	<b>25 426</b>	<b>32 465</b>	-	<b>866</b>	<b>247</b>	<b>38</b>
52	Unloaded from railway cars in Canada	" "	21 356	22 084	-	867	-	-
53	Delivered to other railways in Canada	" "	362	8 366	-	-	220	-
54	Delivered to United States rail connections	" "	3 709	2 016	-	-	27	38

See footnote(s) at end of table.

TABLEAU 2. Marchandises payantes transportées par chemin de fer au Canada, 1983

Class II - Classe II				Grand total all Railways Total général tous chemins de fer	Type de marchandise	No
Toronto, Hamilton and Buffalo	Ontario Northland	Quebec North Shore and Labrador	All other Tous autres			
					<b>Dénrées alimentaires, aliments pour animaux, boissons et tabacs (charge complète):</b>	
					<b>036. Céréales non moulues, n.d.a.:</b>	
				2 410	wagon	Nombre de wagons chargés
				149 233	tonnes métriques	Chargées sur wagons au Canada
			1 800	13 391	" "	En provenance d'autres chemins de fer au Canada
					" "	En provenance des Etats-Unis:
			229	4 388	" "	A destination du Canada
				14 421	" "	A destination des Etats-Unis
			<b>2 029</b>	<b>181 433</b>	" "	<b>Total du trafic marchandises transportées(1)</b>
			2 029	150 253	" "	Déchargées du wagon au Canada
				12 697	" "	Remises aux autres chemins de fer au Canada
				18 482	" "	Remises au réseau des Etats-Unis
						<b>038. Farine et semoule de maïs:</b>
				5	wagon	Nombre de wagons chargés
				274	tonnes métriques	Chargées sur wagons au Canada
			282	4 870	" "	En provenance d'autres chemins de fer au Canada
					" "	En provenance des Etats-Unis:
			9 401	41 297	" "	A destination du Canada
				134	" "	A destination des Etats-Unis
			<b>9 683</b>	<b>46 575</b>	" "	<b>Total du trafic marchandises transportées(1)</b>
			5 904	40 716	" "	Déchargées du wagon au Canada
			3 780	5 199	" "	Remises aux autres chemins de fer au Canada
				661	" "	Remises au réseau des Etats-Unis
						<b>040. Féculé de maïs:</b>
				202	wagon	Nombre de wagons chargés
				8 477	tonnes métriques	Chargées sur wagons au Canada
			4 468	6 478	" "	En provenance d'autres chemins de fer au Canada
					" "	En provenance des Etats-Unis:
				7 333	" "	A destination du Canada
			3 376	84 431	" "	A destination des Etats-Unis
			<b>7 844</b>	<b>106 719</b>	" "	<b>Total du trafic marchandises transportées(1)</b>
			3 886	8 581	" "	Déchargées du wagon au Canada
				10 168	" "	Remises aux autres chemins de fer au Canada
			3 958	87 968	" "	Remises au réseau des Etats-Unis
						<b>042. Malt et farine de malt:</b>
				4 478	wagon	Nombre de wagons chargés
				310 444	tonnes métriques	Chargées sur wagons au Canada
929			1 140	7 219	" "	En provenance d'autres chemins de fer au Canada
					" "	En provenance des Etats-Unis:
				44	" "	A destination du Canada
				49 121	" "	A destination des Etats-Unis
<b>929</b>			<b>1 140</b>	<b>366 828</b>	" "	<b>Total du trafic marchandises transportées(1)</b>
416				284 089	" "	Déchargées du wagon au Canada
513			34	2 832	" "	Remises aux autres chemins de fer au Canada
			1 107	80 107	" "	Remises au réseau des Etats-Unis
						<b>044. Farine de blé:</b>
497		4		11 920	wagon	Nombre de wagons chargés
19 426		123		497 686	tonnes métriques	Chargées sur wagons au Canada
353			29 071	112 319	" "	En provenance d'autres chemins de fer au Canada
					" "	En provenance des Etats-Unis:
			535	717	" "	A destination du Canada
				62 981	" "	A destination des Etats-Unis
<b>19 779</b>		<b>123</b>	<b>29 606</b>	<b>673 703</b>	" "	<b>Total du trafic marchandises transportées(1)</b>
353		123	29 573	494 355	" "	Déchargées du wagon au Canada
19 426			33	113 490	" "	Remises aux autres chemins de fer au Canada
				65 859	" "	Remises au réseau des Etats-Unis
						<b>046. Céréales moulues, n.d.a.:</b>
1				1,162	wagon	Nombre de wagons chargés
43				42 762	tonnes métriques	Chargées sur wagons au Canada
37			2 048	3 060	" "	En provenance d'autres chemins de fer au Canada
					" "	En provenance des Etats-Unis:
			722	12 757	" "	A destination du Canada
				3 307	" "	A destination des Etats-Unis
<b>70</b>			<b>2 770</b>	<b>61 886</b>	" "	<b>Total du trafic marchandises transportées(1)</b>
			1 864	46 173	" "	Déchargées du wagon au Canada
			86	9 104	" "	Remises aux autres chemins de fer au Canada
			819	6 609	" "	Remises au réseau des Etats-Unis

Voir notes) a la fin du tableau.

TABLE 2. Revenue Freight Carried by Railways Within Canada, 1983

No.	Commodity		Class I - Classe I		Class II - Classe II			
			Canadian National Canadien National	Canadian Pacific Canadien Pacifique	Algoma Central	British Columbia Railway	Canada Southern (Consolidated Rail)	Chesapeake and Ohio
<b>Food, feed, beverages and tobacco (C.L.):</b>								
<b>048. Bakery products:</b>								
1	Number of railway cars loaded	carloads	267	50	-	-	1	-
2	Loaded onto railway cars in Canada	metric tonnes	5 690	985	-	-	11	-
3	Received from other railways in Canada	" "	-	41	-	-	-	-
	Received from United States rail:							
4	Destined to Canadian points	" "	171	-	-	-	-	-
5	Destined to United States points	" "	113	-	-	-	-	-
6	<b>Total freight traffic carried(1)</b>	" "	<b>5 974</b>	<b>1 026</b>	-	-	<b>11</b>	-
7	Unloaded from railway cars in Canada	" "	5 075	763	-	-	-	-
8	Delivered to other railways in Canada	" "	787	263	-	-	-	-
9	Delivered to United States rail connections	" "	113	-	-	-	11	-
<b>050. Cereal products:</b>								
10	Number of railway cars loaded	carloads	3 912	849	-	-	5	-
11	Loaded onto railway cars in Canada	metric tonnes	68 002	22 165	-	-	45	-
12	Received from other railways in Canada	" "	223	1 070	-	-	-	-
	Received from United States rail:							
13	Destined to Canadian points	" "	1 211	306	-	-	386	-
14	Destined to United States points	" "	1 696	127	-	-	-	399
15	<b>Total freight traffic carried(1)</b>	" "	<b>71 132</b>	<b>23 668</b>	-	-	<b>431</b>	<b>399</b>
16	Unloaded from railway cars in Canada	" "	61 633	16 874	-	-	-	-
17	Delivered to other railways in Canada	" "	7 715	6 667	-	-	386	-
18	Delivered to United States rail connections	" "	1 784	127	-	-	45	399
<b>052. Farinaceous substances and flour, n.e.s., for use as food:</b>								
19	Number of railway cars loaded	carloads	139	122	-	-	-	-
20	Loaded onto railway cars in Canada	metric tonnes	6 632	5 613	-	-	-	-
21	Received from other railways in Canada	" "	107	57	-	-	-	-
	Received from United States rail:							
22	Destined to Canadian points	" "	109	2 898	-	-	-	-
23	Destined to United States points	" "	411	311	-	-	-	65
24	<b>Total freight traffic carried(1)</b>	" "	<b>7 259</b>	<b>9 079</b>	-	-	-	<b>65</b>
25	Unloaded from railway cars in Canada	" "	5 742	5 833	-	-	-	-
26	Delivered to other railways in Canada	" "	1 011	2 582	-	-	-	-
27	Delivered to United States rail connections	" "	506	664	-	-	-	65
<b>054. Apples:</b>								
28	Number of railway cars loaded	carloads	4	-	-	-	-	-
29	Loaded onto railway cars in Canada	metric tonnes	99	-	-	-	-	-
30	Received from other railways in Canada	" "	-	-	-	-	-	-
	Received from United States rail:							
31	Destined to Canadian points	" "	1 549	254	-	-	-	-
32	Destined to United States points	" "	-	45	-	-	-	-
33	<b>Total freight traffic carried(1)</b>	" "	<b>1 549</b>	<b>299</b>	-	-	-	-
34	Unloaded from railway cars in Canada	" "	1 648	254	-	-	-	-
35	Delivered to other railways in Canada	" "	-	-	-	-	-	-
36	Delivered to United States rail connections	" "	-	45	-	-	-	-
<b>056. Bananas:</b>								
37	Number of railway cars loaded	carloads	-	-	-	-	-	-
38	Loaded onto railway cars in Canada	metric tonnes	-	-	-	-	-	-
39	Received from other railways in Canada	" "	-	-	-	-	-	-
	Received from United States rail:							
40	Destined to Canadian points	" "	-	-	-	-	-	-
41	Destined to United States points	" "	-	-	-	-	-	-
42	<b>Total freight traffic carried(1)</b>	" "	-	-	-	-	-	-
43	Unloaded from railway cars in Canada	" "	-	-	-	-	-	-
44	Delivered to other railways in Canada	" "	-	-	-	-	-	-
45	Delivered to United States rail connections	" "	-	-	-	-	-	-
<b>058. Oranges:</b>								
46	Number of railway cars loaded	carloads	72	132	-	-	-	-
47	Loaded onto railway cars in Canada	metric tonnes	1 987	3 096	-	-	-	-
48	Received from other railways in Canada	" "	363	292	24	-	-	-
	Received from United States rail:							
49	Destined to Canadian points	" "	82 729	14 327	-	-	-	-
50	Destined to United States points	" "	45	-	-	-	-	-
51	<b>Total freight traffic carried(1)</b>	" "	<b>85 124</b>	<b>17 715</b>	<b>24</b>	-	-	-
52	Unloaded from railway cars in Canada	" "	84 987	17 693	-	-	-	-
53	Delivered to other railways in Canada	" "	48	23	24	-	-	-
54	Delivered to United States rail connections	" "	89	-	-	-	-	-

See footnote(s) at end of table.



TABLEAU 2. Marchandises payantes transportées par chemin de fer au Canada, 1983

Class II - Classe II				Grand total all Railways Total général tous chemins de fer	Type de marchandise	No
Toronto, Hamilton and Buffalo	Ontario Northland	Quebec North Shore and Labrador	All other Tous autres			
					<b>Dénrées alimentaires, aliments pour animaux, boissons et tabacs (charge complète):</b>	
					<b>048. Produits de boulangerie:</b>	
-	-	-	2	320	wagon	Nombre de wagons chargés
-	-	-	38	6 724	tonnes métriques	Chargées sur wagons au Canada
-	-	-	1 063	1 104	" "	En provenance d'autres chemins de fer au Canada
-	-	-	-	-	" "	En provenance des Etats-Unis:
-	-	-	7	178	" "	À destination du Canada
-	-	-	-	113	" "	À destination des Etats-Unis
-	-	-	<b>1 108</b>	<b>8 119</b>	" "	<b>Total du trafic marchandises transportées(1)</b>
-	-	-	807	6 645	" "	Déchargées du wagon au Canada
-	-	-	291	1 341	" "	Remises aux autres chemins de fer au Canada
-	-	-	10	134	" "	Remises au réseau des Etats-Unis
					<b>050. Produits à base de céréales:</b>	
-	-	-	1	4 767	wagon	Nombre de wagons chargés
-	-	-	11	90 223	tonnes métriques	Chargées sur wagons au Canada
-	572	-	12 052	13 917	" "	En provenance d'autres chemins de fer au Canada
-	-	-	-	-	" "	En provenance des Etats-Unis:
-	-	-	180	2 083	" "	À destination du Canada
-	-	-	-	2 222	" "	À destination des Etats-Unis
-	<b>572</b>	-	<b>12 243</b>	<b>108 445</b>	" "	<b>Total du trafic marchandises transportées(1)</b>
-	365	-	12 151	91 023	" "	Déchargées du wagon au Canada
-	208	-	52	15 028	" "	Remises aux autres chemins de fer au Canada
-	-	-	40	2 395	" "	Remises au réseau des Etats-Unis
					<b>052. Substances farineuses et farine, n.d.s., destinées à l'alimentation:</b>	
-	-	-	1	262	wagon	Nombre de wagons chargés
-	-	-	12	12 457	tonnes métriques	Chargées sur wagons au Canada
-	-	-	3 130	3 294	" "	En provenance d'autres chemins de fer au Canada
-	-	-	-	-	" "	En provenance des Etats-Unis:
-	-	-	-	3 007	" "	À destination du Canada
-	-	-	-	787	" "	À destination des Etats-Unis
-	-	-	<b>3 142</b>	<b>19 545</b>	" "	<b>Total du trafic marchandises transportées(1)</b>
-	-	-	2 734	14 309	" "	Déchargées du wagon au Canada
-	-	-	225	3 818	" "	Remises aux autres chemins de fer au Canada
-	-	-	183	1 418	" "	Remises au réseau des Etats-Unis
					<b>054. Pommes:</b>	
-	-	-	-	4	wagon	Nombre de wagons chargés
-	-	-	-	99	tonnes métriques	Chargées sur wagons au Canada
-	-	-	-	-	" "	En provenance d'autres chemins de fer au Canada
-	-	-	-	-	" "	En provenance des Etats-Unis:
-	-	-	-	1 803	" "	À destination du Canada
-	-	-	-	45	" "	À destination des Etats-Unis
-	-	-	-	<b>1 947</b>	" "	<b>Total du trafic marchandises transportées(1)</b>
-	-	-	-	1 902	" "	Déchargées du wagon au Canada
-	-	-	-	-	" "	Remises aux autres chemins de fer au Canada
-	-	-	-	45	" "	Remises au réseau des Etats-Unis
					<b>056. Bananes:</b>	
-	-	-	-	-	wagon	Nombre de wagons chargés
-	-	-	-	-	tonnes métriques	Chargées sur wagons au Canada
-	-	-	-	-	" "	En provenance d'autres chemins de fer au Canada
-	-	-	-	-	" "	En provenance des Etats-Unis:
-	-	-	-	-	" "	À destination du Canada
-	-	-	-	-	" "	À destination des Etats-Unis
-	-	-	-	-	" "	<b>Total du trafic marchandises transportées(1)</b>
-	-	-	-	-	" "	Déchargées du wagon au Canada
-	-	-	-	-	" "	Remises aux autres chemins de fer au Canada
-	-	-	-	-	" "	Remises au réseau des Etats-Unis
					<b>058. Oranges:</b>	
-	-	-	-	204	wagon	Nombre de wagons chargés
-	71	-	-	5 083	tonnes métriques	Chargées sur wagons au Canada
-	-	-	-	750	" "	En provenance d'autres chemins de fer au Canada
-	-	-	-	-	" "	En provenance des Etats-Unis:
-	-	-	6 078	103 134	" "	À destination du Canada
-	-	-	-	45	" "	À destination des Etats-Unis
-	<b>71</b>	-	<b>6 078</b>	<b>109 012</b>	" "	<b>Total du trafic marchandises transportées(1)</b>
-	71	-	5 933	108 684	" "	Déchargées du wagon au Canada
-	-	-	145	240	" "	Remises aux autres chemins de fer au Canada
-	-	-	-	89	" "	Remises au réseau des Etats-Unis

Voir note(s) à la fin du tableau.

TABLE 2. Revenue Freight Carried by Railways Within Canada, 1983

No	Commodity		Class I - Classe I		Class II - Classe II			
			Canadian National	Canadian Pacific	Algoma Central	British Columbia Railway	Canada Southern (Consolidated Rail)	Chesapeake and Ohio
			Canadien National	Canadien Pacifique				
<b>Food, feed, beverages and tobacco (C.L.):</b>								
<b>060. Other citrus fruits:</b>								
1	Number of railway cars loaded	carloads	-	-	-	-	-	-
2	Loaded onto railway cars in Canada	metric tonnes	-	-	-	-	-	-
3	Received from other railways in Canada	" "	-	-	-	-	-	-
	Received from United States rail:							
4	Destined to Canadian points	" "	5 955	1 078	-	-	-	-
5	Destined to United States points	" "	-	-	-	-	-	-
6	<b>Total freight traffic carried(1)</b>	" "	<b>5 955</b>	<b>1 078</b>	-	-	-	-
7	Unloaded from railway cars in Canada	" "	5 955	1 078	-	-	-	-
8	Delivered to other railways in Canada	" "	-	-	-	-	-	-
9	Delivered to United States rail connections	" "	-	-	-	-	-	-
<b>062. Grapes:</b>								
10	Number of railway cars loaded	carloads	-	1	-	-	-	-
11	Loaded onto railway cars in Canada	metric tonnes	-	32	-	-	-	-
12	Received from other railways in Canada	" "	271	-	-	-	-	-
	Received from United States rail:							
13	Destined to Canadian points	" "	52 254	1 500	-	-	-	-
14	Destined to United States points	" "	-	-	-	-	-	-
15	<b>Total freight traffic carried(1)</b>	" "	<b>52 525</b>	<b>1 532</b>	-	-	-	-
16	Unloaded from railway cars in Canada	" "	52 248	1 531	-	-	-	-
17	Delivered to other railways in Canada	" "	277	-	-	-	-	-
18	Delivered to United States rail connections	" "	-	-	-	-	-	-
<b>064. Watermelons:</b>								
19	Number of railway cars loaded	carloads	-	-	-	-	-	-
20	Loaded onto railway cars in Canada	metric tonnes	-	-	-	-	-	-
21	Received from other railways in Canada	" "	-	-	-	-	-	-
	Received from United States rail:							
22	Destined to Canadian points	" "	-	-	-	-	-	-
23	Destined to United States points	" "	-	-	-	-	-	-
24	<b>Total freight traffic carried(1)</b>	" "	-	-	-	-	-	-
25	Unloaded from railway cars in Canada	" "	-	-	-	-	-	-
26	Delivered to other railways in Canada	" "	-	-	-	-	-	-
27	Delivered to United States rail connections	" "	-	-	-	-	-	-
<b>066. Cantaloupes and melons, n.e.s.:</b>								
28	Number of railway cars loaded	carloads	-	-	-	-	-	-
29	Loaded onto railway cars in Canada	metric tonnes	-	-	-	-	-	-
30	Received from other railways in Canada	" "	-	29	-	-	-	-
	Received from United States rail:							
31	Destined to Canadian points	" "	9 593	1 502	-	-	-	-
32	Destined to United States points	" "	-	-	-	-	-	-
33	<b>Total freight traffic carried(1)</b>	" "	<b>9 593</b>	<b>1 531</b>	-	-	-	-
34	Unloaded from railway cars in Canada	" "	9 593	1 531	-	-	-	-
35	Delivered to other railways in Canada	" "	-	-	-	-	-	-
36	Delivered to United States rail connections	" "	-	-	-	-	-	-
<b>068. Peaches:</b>								
37	Number of railway cars loaded	carloads	1	-	-	-	-	-
38	Loaded onto railway cars in Canada	metric tonnes	47	-	-	-	-	-
39	Received from other railways in Canada	" "	-	47	-	-	-	-
	Received from United States rail:							
40	Destined to Canadian points	" "	32	-	-	-	-	-
41	Destined to United States points	" "	-	-	-	-	-	-
42	<b>Total freight traffic carried(1)</b>	" "	<b>79</b>	<b>47</b>	-	-	-	-
43	Unloaded from railway cars in Canada	" "	79	47	-	-	-	-
44	Delivered to other railways in Canada	" "	-	-	-	-	-	-
45	Delivered to United States rail connections	" "	-	-	-	-	-	-
<b>070. Pears:</b>								
46	Number of railway cars loaded	carloads	-	1	-	-	-	-
47	Loaded onto railway cars in Canada	metric tonnes	-	54	-	-	-	-
48	Received from other railways in Canada	" "	37	-	-	-	-	-
	Received from United States rail:							
49	Destined to Canadian points	" "	2 757	1 636	-	-	14	37
50	Destined to United States points	" "	-	-	-	-	-	-
51	<b>Total freight traffic carried(1)</b>	" "	<b>2 794</b>	<b>1 690</b>	-	-	<b>14</b>	<b>37</b>
52	Unloaded from railway cars in Canada	" "	2 794	1 689	-	-	14	37
53	Delivered to other railways in Canada	" "	-	-	-	-	-	-
54	Delivered to United States rail connections	" "	-	-	-	-	-	-

See footnote(s) at end of table.

TABLEAU 2. Marchandises payantes transportées par chemin de fer au Canada, 1983

Class II - Classe II				Grand total all Railways Total général tous chemins de fer	Type de marchandise	No
Toronto, Hamilton and Buffalo	Ontario Northland	Quebec North Shore and Labrador	All other Tous autres			
					<b>Denrées alimentaires, aliments pour animaux, boissons et tabacs (charge complète):</b>	
					<b>060. Autres agrumes:</b>	
-	-	-	-	-	wagon	1
-	-	-	-	-	tonnes métriques	2
-	-	-	-	-	" "	3
-	-	-	86	7 119	" "	4
-	-	-	-	-	" "	5
-	-	-	<b>86</b>	<b>7 119</b>	<b>Total du trafic marchandises transportées(1)</b>	<b>6</b>
-	-	-	86	7 119	" "	7
-	-	-	-	-	" "	8
-	-	-	-	-	" "	9
					<b>062. Raisins:</b>	
-	-	-	-	1	wagon	10
-	-	-	-	32	tonnes métriques	11
-	-	-	-	271	" "	12
-	-	-	45	53 799	" "	13
-	-	-	-	-	" "	14
-	-	-	<b>45</b>	<b>54 102</b>	<b>Total du trafic marchandises transportées(1)</b>	<b>15</b>
-	-	-	45	53 824	" "	16
-	-	-	-	277	" "	17
-	-	-	-	-	" "	18
					<b>064. Pastèques:</b>	
-	-	-	-	-	wagon	19
-	-	-	-	-	tonnes métriques	20
-	-	-	-	-	" "	21
-	-	-	135	135	" "	22
-	-	-	-	-	" "	23
-	-	-	<b>135</b>	<b>135</b>	<b>Total du trafic marchandises transportées(1)</b>	<b>24</b>
-	-	-	135	135	" "	25
-	-	-	-	-	" "	26
-	-	-	-	-	" "	27
					<b>066. Cantaloupes et melons, n.d.a.:</b>	
-	-	-	-	-	wagon	28
-	-	-	-	-	tonnes métriques	29
-	-	-	-	29	" "	30
-	-	-	-	11 095	" "	31
-	-	-	-	-	" "	32
-	-	-	-	<b>11 124</b>	<b>Total du trafic marchandises transportées(1)</b>	<b>33</b>
-	-	-	-	11 124	" "	34
-	-	-	-	-	" "	35
-	-	-	-	-	" "	36
					<b>068. Pêches:</b>	
-	-	-	-	1	wagon	37
-	-	-	-	47	tonnes métriques	38
-	-	-	47	94	" "	39
-	-	-	-	-	" "	40
-	-	-	-	32	" "	41
-	-	-	-	-	" "	42
-	-	-	<b>47</b>	<b>173</b>	<b>Total du trafic marchandises transportées(1)</b>	<b>42</b>
-	-	-	47	173	" "	43
-	-	-	-	-	" "	44
-	-	-	-	-	" "	45
					<b>070. Poires:</b>	
-	-	-	-	1	wagon	46
-	-	-	-	54	tonnes métriques	47
-	-	-	-	37	" "	48
-	-	-	-	-	" "	49
-	-	-	-	4 444	" "	50
-	-	-	-	-	" "	51
-	-	-	<b>47</b>	<b>4 535</b>	<b>Total du trafic marchandises transportées(1)</b>	<b>51</b>
-	-	-	47	4 497	" "	52
-	-	-	-	37	" "	53
-	-	-	-	-	" "	54

Voir note(s) à la fin du tableau.

TABLE 2. Revenue Freight Carried by Railways Within Canada, 1983

Commodity		Class I - Classe I		Class II - Classe II			
		Canadian National Canadien National	Canadian Pacific Canadien Pacifique	Algoma Central	British Columbia Railway	Canada Southern (Consolidated Rail)	Chesapeake and Ohio
<b>Food, feed, beverages and tobacco (C.L.):</b>							
<b>072. Fresh or chilled fruits, n.e.s. and berries:</b>							
1	Number of railway cars loaded		7	-	-	-	-
2	Loaded onto railway cars in Canada		208	-	-	-	-
3	Received from other railways in Canada		-	-	-	-	-
	Received from United States rail:						
4	Destined to Canadian points	10 161	2 587	-	-	-	-
5	Destined to United States points	-	-	-	-	-	-
6	<b>Total freight traffic carried(1)</b>	<b>10 369</b>	<b>2 587</b>	-	-	-	-
7	Unloaded from railway cars in Canada	10 369	2 587	-	-	-	-
8	Delivered to other railways in Canada	-	-	-	-	-	-
9	Delivered to United States rail connections	-	-	-	-	-	-
<b>074. Frozen fruits and berries:</b>							
10	Number of railway cars loaded		3	7	-	-	-
11	Loaded onto railway cars in Canada		114	288	-	-	-
12	Received from other railways in Canada		621	1 156	-	-	-
	Received from United States rail:						
13	Destined to Canadian points	1 711	1 354	-	-	-	-
14	Destined to United States points	-	174	-	-	-	-
15	<b>Total freight traffic carried(1)</b>	<b>2 446</b>	<b>2 972</b>	-	-	-	-
16	Unloaded from railway cars in Canada	2 447	2 537	-	-	-	-
17	Delivered to other railways in Canada	-	236	-	-	-	-
18	Delivered to United States rail connections	-	200	-	-	-	-
<b>076. Dried and dehydrated fruits:</b>							
19	Number of railway cars loaded		-	-	-	-	-
20	Loaded onto railway cars in Canada		-	-	-	-	-
21	Received from other railways in Canada		-	57	-	-	-
	Received from United States rail:						
22	Destined to Canadian points	2 282	101	-	-	-	-
23	Destined to United States points	-	-	-	-	-	59
24	<b>Total freight traffic carried(1)</b>	<b>2 282</b>	<b>158</b>	-	-	-	<b>59</b>
25	Unloaded from railway cars in Canada	2 282	158	-	-	-	-
26	Delivered to other railways in Canada	-	-	-	-	-	-
27	Delivered to United States rail connections	-	-	-	-	-	59
<b>078. Fruit juices and fruit juice concentrates not frozen:</b>							
28	Number of railway cars loaded		176	15	-	-	55
29	Loaded onto railway cars in Canada		8 311	566	-	-	2 097
30	Received from other railways in Canada		1 542	4 307	-	-	-
	Received from United States rail:						
31	Destined to Canadian points	4 644	3 250	-	-	-	3 015
32	Destined to United States points	173	-	-	-	-	200
33	<b>Total freight traffic carried(1)</b>	<b>14 670</b>	<b>8 123</b>	-	-	-	<b>5 312</b>
34	Unloaded from railway cars in Canada	9 595	8 000	-	-	-	3 015
35	Delivered to other railways in Canada	4 902	123	-	-	-	2 097
36	Delivered to United States rail connections	173	-	-	-	-	200
<b>080. Fruit juice concentrates, frozen:</b>							
37	Number of railway cars loaded		30	4	-	-	-
38	Loaded onto railway cars in Canada		1 355	230	-	-	-
39	Received from other railways in Canada		142	753	-	-	-
	Received from United States rail:						
40	Destined to Canadian points	1 849	1 813	-	-	-	-
41	Destined to United States points	-	-	-	-	-	265
42	<b>Total freight traffic carried(1)</b>	<b>3 346</b>	<b>2 796</b>	-	-	-	<b>265</b>
43	Unloaded from railway cars in Canada	2 326	2 582	-	-	-	-
44	Delivered to other railways in Canada	836	214	-	-	-	-
45	Delivered to United States rail connections	184	-	-	-	-	265
<b>082. Fruits and fruit preparations, n.e.s.:</b>							
46	Number of railway cars loaded		18	31	-	2 956	-
47	Loaded onto railway cars in Canada		827	1 487	-	97 689	-
48	Received from other railways in Canada		337	479	-	-	-
	Received from United States rail:						
49	Destined to Canadian points	1 510	396	-	-	-	-
50	Destined to United States points	881	57	-	-	-	559
51	<b>Total freight traffic carried(1)</b>	<b>3 555</b>	<b>2 419</b>	-	-	<b>97 689</b>	<b>559</b>
52	Unloaded from railway cars in Canada	1 892	956	-	-	-	-
53	Delivered to other railways in Canada	383	1 405	-	-	97 211	-
54	Delivered to United States rail connections	1 280	57	-	-	478	559

See footnote(s) at end of table.

TABLEAU 2. Marchandises payantes transportées par chemin de fer au Canada, 1983

Class II - Classe II				Grand total all Railways	Type de marchandise	No
Toronto, Hamilton and Buffalo	Ontario Northland	Quebec North Shore and Labrador	All other Tous autres			
					<b>Denrées alimentaires, aliments pour animaux, boissons et tabac (charge comète):</b>	
					<b>072. Fruits frais ou réfrigérés, n.d.a. et baies:</b>	
-	-	-	2	9	wagon	Nombre de wagons chargés
-	-	-	63	271	tonnes métriques	Chargées sur wagons au Canada
-	-	-	-	-	" "	En provenance d'autres chemins de fer au Canada
-	-	-	71	12 819	" "	En provenance des Etats-Unis:
-	-	-	-	-	" "	A destination du Canada
-	-	-	-	-	" "	A destination des Etats-Unis
-	-	-	<b>134</b>	<b>13 090</b>	" "	<b>Total du trafic marchandises transportées(1)</b>
-	-	-	71	13 027	" "	Déchargées du wagon au Canada
-	-	-	44	44	" "	Remises aux autres chemins de fer au Canada
-	-	-	19	19	" "	Remises au réseau des Etats-Unis
					<b>074. Fruits et baies congelés:</b>	
-	-	-	63	73	wagon	Nombre de wagons chargés
-	-	-	2 469	2 871	tonnes métriques	Chargées sur wagons au Canada
91	-	-	30	1 898	" "	En provenance d'autres chemins de fer au Canada
-	-	-	-	-	" "	En provenance des Etats-Unis:
-	-	-	66	3 131	" "	A destination du Canada
-	-	-	-	-	" "	A destination des Etats-Unis
91	-	-	<b>2 565</b>	<b>8 074</b>	" "	<b>Total du trafic marchandises transportées(1)</b>
-	-	-	36	5 020	" "	Déchargées du wagon au Canada
91	-	-	2 529	2 856	" "	Remises aux autres chemins de fer au Canada
-	-	-	-	200	" "	Remises au réseau des Etats-Unis
					<b>076. Fruits séchés et déshydratés:</b>	
-	-	-	1	1	wagon	Nombre de wagons chargés
-	-	-	57	57	tonnes métriques	Chargées sur wagons au Canada
-	-	-	-	57	" "	En provenance d'autres chemins de fer au Canada
-	-	-	-	-	" "	En provenance des Etats-Unis:
-	-	-	55	2 438	" "	A destination du Canada
-	-	-	-	59	" "	A destination des Etats-Unis
-	-	-	<b>112</b>	<b>2 611</b>	" "	<b>Total du trafic marchandises transportées(1)</b>
-	-	-	55	2 495	" "	Déchargées du wagon au Canada
-	-	-	57	57	" "	Remises aux autres chemins de fer au Canada
-	-	-	-	59	" "	Remises au réseau des Etats-Unis
					<b>078. Jus de fruits et concentrés de jus de fruits non congelés:</b>	
-	-	-	-	246	wagon	Nombre de wagons chargés
-	-	-	-	10 974	tonnes métriques	Chargées sur wagons au Canada
-	-	-	1 143	6 992	" "	En provenance d'autres chemins de fer au Canada
-	-	-	-	-	" "	En provenance des Etats-Unis:
-	-	-	1 570	12 479	" "	A destination du Canada
-	-	-	-	373	" "	A destination des Etats-Unis
-	-	-	<b>2 713</b>	<b>30 818</b>	" "	<b>Total du trafic marchandises transportées(1)</b>
-	-	-	2 572	23 182	" "	Déchargées du wagon au Canada
-	-	-	141	7 263	" "	Remises aux autres chemins de fer au Canada
-	-	-	-	373	" "	Remises au réseau des Etats-Unis
					<b>080. Concentrés de jus de fruits congelés:</b>	
-	-	-	-	34	wagon	Nombre de wagons chargés
-	-	-	-	1 585	tonnes métriques	Chargées sur wagons au Canada
-	-	-	793	1 688	" "	En provenance d'autres chemins de fer au Canada
-	-	-	-	-	" "	En provenance des Etats-Unis:
-	-	-	802	4 464	" "	A destination du Canada
-	-	-	-	265	" "	A destination des Etats-Unis
-	-	-	<b>1 595</b>	<b>8 002</b>	" "	<b>Total du trafic marchandises transportées(1)</b>
-	-	-	1 334	6 242	" "	Déchargées du wagon au Canada
-	-	-	261	1 311	" "	Remises aux autres chemins de fer au Canada
-	-	-	-	449	" "	Remises au réseau des Etats-Unis
					<b>082. Fruits et préparations à base de fruits, n.d.a.:</b>	
-	-	-	5	3 010	wagon	Nombre de wagons chargés
-	-	-	274	100 277	tonnes métriques	Chargées sur wagons au Canada
-	-	-	30 016	30 832	" "	En provenance d'autres chemins de fer au Canada
-	-	-	-	-	" "	En provenance des Etats-Unis:
-	-	-	4 779	6 685	" "	A destination du Canada
-	-	-	-	1 497	" "	A destination des Etats-Unis
-	-	-	<b>35 069</b>	<b>139 291</b>	" "	<b>Total du trafic marchandises transportées(1)</b>
-	-	-	32 569	35 417	" "	Déchargées du wagon au Canada
-	-	-	2 454	101 453	" "	Remises aux autres chemins de fer au Canada
-	-	-	45	2 419	" "	Remises au réseau des Etats-Unis

Voir note(s) à la fin du tableau.

TABLE 2. Revenue Freight Carried by Railways Within Canada, 1983

No.	Commodity		Class I - Classe I		Class II - Classe II			
			Canadian National Canadien National	Canadian Pacific Canadien Pacifique	Algoma Central	British Columbia Railway	Canada Southern (Consolidated Rail)	Chesapeake and Ohio
<b>Food, feed, beverages and tobacco (C.L.):</b>								
<b>084. Nuts, except oil nuts:</b>								
1	Number of railway cars loaded	carloads	28	905	-	-	-	-
2	Loaded onto railway cars in Canada	metric tonnes	1 320	49 765	-	-	-	-
3	Received from other railways in Canada	" "	3 244	46	-	-	-	-
Received from United States rail:								
4	Destined to Canadian points	" "	33	86	-	-	-	-
5	Destined to United States points	" "	-	36	-	-	-	-
6	<b>Total freight traffic carried(1)</b>	" "	<b>4 597</b>	<b>49 933</b>	-	-	-	-
7	Unloaded from railway cars in Canada	" "	2 126	42 778	-	-	-	-
8	Delivered to other railways in Canada	" "	2 470	7 044	-	-	-	-
9	Delivered to United States rail connections	" "	-	111	-	-	-	-
<b>086. Sugar beets:</b>								
10	Number of railway cars loaded	carloads	-	-	-	11	-	-
11	Loaded onto railway cars in Canada	metric tonnes	-	-	-	535	-	-
12	Received from other railways in Canada	" "	-	41	-	-	-	-
Received from United States rail:								
13	Destined to Canadian points	" "	-	-	-	-	-	-
14	Destined to United States points	" "	-	-	-	-	-	-
15	<b>Total freight traffic carried(1)</b>	" "	-	<b>41</b>	-	<b>535</b>	-	-
16	Unloaded from railway cars in Canada	" "	-	-	-	-	-	-
17	Delivered to other railways in Canada	" "	-	-	-	535	-	-
18	Delivered to United States rail connections	" "	-	41	-	-	-	-
<b>088. Cabbage:</b>								
19	Number of railway cars loaded	carloads	-	-	-	-	-	-
20	Loaded onto railway cars in Canada	metric tonnes	-	-	-	-	-	-
21	Received from other railways in Canada	" "	-	-	-	-	-	-
Received from United States rail:								
22	Destined to Canadian points	" "	538	-	-	-	-	-
23	Destined to United States points	" "	-	-	-	-	-	-
24	<b>Total freight traffic carried(1)</b>	" "	<b>538</b>	-	-	-	-	-
25	Unloaded from railway cars in Canada	" "	538	-	-	-	-	-
26	Delivered to other railways in Canada	" "	-	-	-	-	-	-
27	Delivered to United States rail connections	" "	-	-	-	-	-	-
<b>090. Celery:</b>								
28	Number of railway cars loaded	carloads	-	-	-	-	-	-
29	Loaded onto railway cars in Canada	metric tonnes	-	-	-	-	-	-
30	Received from other railways in Canada	" "	-	-	-	-	-	-
Received from United States rail:								
31	Destined to Canadian points	" "	11 822	940	-	-	-	-
32	Destined to United States points	" "	-	-	-	-	-	-
33	<b>Total freight traffic carried(1)</b>	" "	<b>11 822</b>	<b>940</b>	-	-	-	-
34	Unloaded from railway cars in Canada	" "	11 784	940	-	-	-	-
35	Delivered to other railways in Canada	" "	38	-	-	-	-	-
36	Delivered to United States rail connections	" "	-	-	-	-	-	-
<b>092. Lettuce:</b>								
37	Number of railway cars loaded	carloads	1	-	-	-	-	-
38	Loaded onto railway cars in Canada	metric tonnes	29	-	-	-	-	-
39	Received from other railways in Canada	" "	-	-	-	-	-	-
Received from United States rail:								
40	Destined to Canadian points	" "	12 150	2 430	-	-	-	-
41	Destined to United States points	" "	-	-	-	-	-	-
42	<b>Total freight traffic carried(1)</b>	" "	<b>12 179</b>	<b>2 430</b>	-	-	-	-
43	Unloaded from railway cars in Canada	" "	12 150	2 430	-	-	-	-
44	Delivered to other railways in Canada	" "	-	-	-	-	-	-
45	Delivered to United States rail connections	" "	29	-	-	-	-	-
<b>094. Onions and shallots:</b>								
46	Number of railway cars loaded	carloads	-	-	-	-	-	-
47	Loaded onto railway cars in Canada	metric tonnes	-	-	-	-	-	-
48	Received from other railways in Canada	" "	20	-	-	-	-	-
Received from United States rail:								
49	Destined to Canadian points	" "	9 310	1 015	-	-	-	1 606
50	Destined to United States points	" "	-	-	-	-	-	-
51	<b>Total freight traffic carried(1)</b>	" "	<b>9 330</b>	<b>1 015</b>	-	-	-	<b>1 606</b>
52	Unloaded from railway cars in Canada	" "	9 261	1 015	-	-	-	1 560
53	Delivered to other railways in Canada	" "	50	-	-	-	-	45
54	Delivered to United States rail connections	" "	20	-	-	-	-	-

See footnote(s) at end of table

TABLEAU 2. Marchandises payantes transportées par chemin de fer au Canada, 1983

Class II - Classe II				Grand total all Railways	Type de marchandise	No
Toronto, Hamilton and Buffalo	Ontario Northland	Quebec North Shore and Labrador	All other Tous autres	Total général tous chemins de fer		
					<b>Denrées alimentaires, aliments pour animaux, boissons et tabacs (charge complète):</b>	
					<b>084. Noix, à l'exclusion des noix oléagineuses:</b>	
				933	wagon	1
				51 085	tonnes métriques	2
			34	3 324	" "	3
					Nombre de wagons chargés	
					Chargées sur wagons au Canada	
					En provenance d'autres chemins de fer au Canada	
			1 831	1 950	En provenance des Etats-Unis:	
					A destination du Canada	4
					A destination des Etats-Unis	5
			1 865	56 395	<b>Total du trafic marchandises transportées(1)</b>	6
					Déchargées du wagon au Canada	7
			1 642	46 546	Remises aux autres chemins de fer au Canada	8
			221	9 735	Remises au réseau des Etats-Unis	9
				111		
					<b>088. Betteraves à sucre:</b>	
				11	wagon	10
				535	tonnes métriques	11
				41	" "	12
					Nombre de wagons chargés	
					Chargées sur wagons au Canada	
					En provenance d'autres chemins de fer au Canada	
					En provenance des Etats-Unis:	
					A destination du Canada	13
					A destination des Etats-Unis	14
				576	<b>Total du trafic marchandises transportées(1)</b>	15
					Déchargées du wagon au Canada	16
				535	Remises aux autres chemins de fer au Canada	17
				41	Remises au réseau des Etats-Unis	18
					<b>088. Chou:</b>	
					Nombre de wagons chargés	19
					Chargées sur wagons au Canada	20
					En provenance d'autres chemins de fer au Canada	21
					En provenance des Etats-Unis:	
				538	A destination du Canada	22
					A destination des Etats-Unis	23
				538	<b>Total du trafic marchandises transportées(1)</b>	24
				538	Déchargées du wagon au Canada	25
					Remises aux autres chemins de fer au Canada	26
					Remises au réseau des Etats-Unis	27
					<b>090. Céleri:</b>	
					Nombre de wagons chargés	28
					Chargées sur wagons au Canada	29
					En provenance d'autres chemins de fer au Canada	30
					En provenance des Etats-Unis:	
			75	12 837	A destination du Canada	31
					A destination des Etats-Unis	32
			75	12 837	<b>Total du trafic marchandises transportées(1)</b>	33
					Déchargées du wagon au Canada	34
				12 799	Remises aux autres chemins de fer au Canada	35
				38	Remises au réseau des Etats-Unis	36
					<b>092. Laitue:</b>	
				1	wagon	37
				29	tonnes métriques	38
					" "	39
					Nombre de wagons chargés	
					Chargées sur wagons au Canada	
					En provenance d'autres chemins de fer au Canada	
					En provenance des Etats-Unis:	
				14 580	A destination du Canada	40
					A destination des Etats-Unis	41
				14 609	<b>Total du trafic marchandises transportées(1)</b>	42
				14 580	Déchargées du wagon au Canada	43
					Remises aux autres chemins de fer au Canada	44
				29	Remises au réseau des Etats-Unis	45
					<b>094. Oignons et échalotes:</b>	
					Nombre de wagons chargés	46
					Chargées sur wagons au Canada	47
				20	" "	48
					En provenance d'autres chemins de fer au Canada	
					En provenance des Etats-Unis:	
			161	12 092	A destination du Canada	49
					A destination des Etats-Unis	50
			161	12 112	<b>Total du trafic marchandises transportées(1)</b>	51
					Déchargées du wagon au Canada	52
				11 997	Remises aux autres chemins de fer au Canada	53
				95	Remises au réseau des Etats-Unis	54
				20		

Voir note(s) à la fin du tableau.

TABLE 2. Revenue Freight Carried by Railways Within Canada, 1983

No.	Commodity		Class I - Classe I		Class II - Classe II			
			Canadian National Canadien National	Canadian Pacific Canadien Pacifique	Algoma Central	British Columbia Railway	Canada Southern (Consolidated Rail)	Chesapeake and Ohio
<b>Food, feed, beverages and tobacco (C.L.):</b>								
<b>096. Potatoes, other than sweet:</b>								
1	Number of railway cars loaded	carloads	2 458	66	-	-	-	-
2	Loaded onto railway cars in Canada	metric tonnes	89 761	2 426	-	-	-	-
3	Received from other railways in Canada	" "	554	3 205	275	-	74	788
Received from United States rail:								
4	Destined to Canadian points	" "	18 825	2 807	-	-	-	-
5	Destined to United States points	" "	-	1 715	-	-	-	-
6	<b>Total freight traffic carried(1)</b>	" "	<b>109 140</b>	<b>10 153</b>	<b>275</b>	<b>-</b>	<b>74</b>	<b>788</b>
7	Unloaded from railway cars in Canada	" "	104 244	7 835	275	-	74	788
8	Delivered to other railways in Canada	" "	4 897	602	-	-	-	-
9	Delivered to United States rail connections	" "	-	1 715	-	-	-	-
<b>098. Tomatoes:</b>								
10	Number of railway cars loaded	carloads	1	-	-	-	-	-
11	Loaded onto railway cars in Canada	metric tonnes	45	-	-	-	-	-
12	Received from other railways in Canada	" "	-	76	-	-	-	-
Received from United States rail:								
13	Destined to Canadian points	" "	1 048	214	-	-	-	-
14	Destined to United States points	" "	-	-	-	-	-	-
15	<b>Total freight traffic carried(1)</b>	" "	<b>1 093</b>	<b>290</b>	<b>-</b>	<b>-</b>	<b>-</b>	<b>-</b>
16	Unloaded from railway cars in Canada	" "	1 048	290	-	-	-	-
17	Delivered to other railways in Canada	" "	45	-	-	-	-	-
18	Delivered to United States rail connections	" "	-	-	-	-	-	-
<b>100. Vegetables, n.e.s., fresh or chilled:</b>								
19	Number of railway cars loaded	carloads	5	6	-	-	-	-
20	Loaded onto railway cars in Canada	metric tonnes	174	529	-	-	-	-
21	Received from other railways in Canada	" "	219	88	-	-	-	82
Received from United States rail:								
22	Destined to Canadian points	" "	28 846	4 384	-	-	-	-
23	Destined to United States points	" "	88	-	-	-	-	45
24	<b>Total freight traffic carried(1)</b>	" "	<b>29 327</b>	<b>4 999</b>	<b>-</b>	<b>-</b>	<b>-</b>	<b>127</b>
25	Unloaded from railway cars in Canada	" "	29 139	4 999	-	-	-	82
26	Delivered to other railways in Canada	" "	45	-	-	-	-	-
27	Delivered to United States rail connections	" "	142	-	-	-	-	45
<b>102. Vegetables, frozen:</b>								
28	Number of railway cars loaded	carloads	52	10	-	-	-	-
29	Loaded onto railway cars in Canada	metric tonnes	1 856	350	-	-	-	-
30	Received from other railways in Canada	" "	269	225	-	-	-	-
Received from United States rail:								
31	Destined to Canadian points	" "	602	500	-	-	-	42
32	Destined to United States points	" "	409	34 070	-	-	-	313
33	<b>Total freight traffic carried(1)</b>	" "	<b>3 136</b>	<b>35 145</b>	<b>-</b>	<b>-</b>	<b>-</b>	<b>355</b>
34	Unloaded from railway cars in Canada	" "	2 666	1 075	-	-	-	-
35	Delivered to other railways in Canada	" "	61	-	-	-	-	42
36	Delivered to United States rail connections	" "	409	34 070	-	-	-	313
<b>104. Vegetables, dried:</b>								
37	Number of railway cars loaded	carloads	1 010	684	-	2	-	19
38	Loaded onto railway cars in Canada	metric tonnes	53 940	39 018	-	80	-	629
39	Received from other railways in Canada	" "	8 152	528	-	-	194	-
Received from United States rail:								
40	Destined to Canadian points	" "	2 440	1 347	-	-	-	-
41	Destined to United States points	" "	4 229	960	-	-	-	6 447
42	<b>Total freight traffic carried(1)</b>	" "	<b>68 781</b>	<b>41 853</b>	<b>-</b>	<b>80</b>	<b>194</b>	<b>7 076</b>
43	Unloaded from railway cars in Canada	" "	62 901	30 818	-	80	-	-
44	Delivered to other railways in Canada	" "	534	5 713	-	-	-	629
45	Delivered to United States rail connections	" "	5 326	5 322	-	-	194	6 447
<b>106. Vegetables and preparations, n.e.s.:</b>								
46	Number of railway cars loaded	carloads	4 500	188	-	-	-	834
47	Loaded onto railway cars in Canada	metric tonnes	185 478	6 336	-	-	-	35 968
48	Received from other railways in Canada	" "	25 315	36 781	-	-	-	28
Received from United States rail:								
49	Destined to Canadian points	" "	96 312	6 935	-	-	-	364
50	Destined to United States points	" "	2 222	1 456	-	-	-	1 478
51	<b>Total freight traffic carried(1)</b>	" "	<b>309 327</b>	<b>51 508</b>	<b>-</b>	<b>-</b>	<b>-</b>	<b>37 838</b>
52	Unloaded from railway cars in Canada	" "	285 405	44 223	-	-	-	392
53	Delivered to other railways in Canada	" "	36 091	5 830	-	-	-	32 722
54	Delivered to United States rail connections	" "	7 831	1 456	-	-	-	4 724

See footnote(s) at end of table.



TABLEAU 2. Marchandises payantes transportées par chemin de fer au Canada, 1983

Class II - Classe II				Grand total all Railways Total général tous chemins de fer	Type de marchandise	No
Toronto, Hamilton and Buffalo	Ontario Northland	Quebec North Shore and Labrador	All other Tous autres			
					<b>Denrées alimentaires, aliments pour animaux, boissons et tabacs (charge complète):</b>	
					<b>096. Pommes de terre (sauf les patates douces):</b>	
-	-	-	-	2,524	wagon	Nombre de wagons chargés
-	-	-	-	92 187	tonnes métriques	Chargées sur wagons au Canada
-	1 236	-	-	6 132	" "	En provenance d'autres chemins de fer au Canada
-	-	-	1 969	23 601	" "	En provenance des Etats-Unis:
-	-	-	-	1 715	" "	A destination du Canada
-	1 236	-	1 969	123 635	" "	A destination des Etats-Unis
-	1 236	-	1 450	115 902	" "	<b>Total du trafic marchandises transportées(1)</b>
-	-	-	519	6 018	" "	Déchargées du wagon au Canada
-	-	-	-	1 715	" "	Remises aux autres chemins de fer au Canada
					" "	Remises au réseau des Etats-Unis
					<b>098. Tomates:</b>	
-	-	-	-	1	wagon	Nombre de wagons chargés
-	-	-	-	45	tonnes métriques	Chargées sur wagons au Canada
-	-	-	-	76	" "	En provenance d'autres chemins de fer au Canada
-	-	-	187	1 449	" "	En provenance des Etats-Unis:
-	-	-	-	-	" "	A destination du Canada
-	-	-	187	1 570	" "	A destination des Etats-Unis
-	-	-	156	1 494	" "	<b>Total du trafic marchandises transportées(1)</b>
-	-	-	31	78	" "	Déchargées du wagon au Canada
-	-	-	-	-	" "	Remises aux autres chemins de fer au Canada
					" "	Remises au réseau des Etats-Unis
					<b>100. Légumes frais ou réfrigérés, n.d.a.:</b>	
-	-	-	-	13	wagon	Nombre de wagons chargés
-	-	-	-	703	tonnes métriques	Chargées sur wagons au Canada
-	-	-	-	387	" "	En provenance d'autres chemins de fer au Canada
-	-	-	653	33 883	" "	En provenance des Etats-Unis:
-	-	-	-	133	" "	A destination du Canada
-	-	-	653	35 108	" "	A destination des Etats-Unis
-	-	-	653	34 873	" "	<b>Total du trafic marchandises transportées(1)</b>
-	-	-	-	45	" "	Déchargées du wagon au Canada
-	-	-	-	187	" "	Remises aux autres chemins de fer au Canada
					" "	Remises au réseau des Etats-Unis
					<b>102. Légumes congelés:</b>	
-	-	-	22	84	wagon	Nombre de wagons chargés
-	-	-	601	2 807	tonnes métriques	Chargées sur wagons au Canada
-	-	-	61	555	" "	En provenance d'autres chemins de fer au Canada
-	-	-	-	1 144	" "	En provenance des Etats-Unis:
-	-	-	-	34 792	" "	A destination du Canada
-	-	-	662	39 298	" "	A destination des Etats-Unis
-	-	-	61	3 602	" "	<b>Total du trafic marchandises transportées(1)</b>
-	-	-	601	704	" "	Déchargées du wagon au Canada
-	-	-	-	34 792	" "	Remises aux autres chemins de fer au Canada
					" "	Remises au réseau des Etats-Unis
					<b>104. Légumes séchés:</b>	
1	-	-	2	1,718	wagon	Nombre de wagons chargés
54	-	-	79	83 800	tonnes métriques	Chargées sur wagons au Canada
194	-	-	518	9 586	" "	En provenance d'autres chemins de fer au Canada
-	-	-	283	4 070	" "	En provenance des Etats-Unis:
-	-	-	-	11 636	" "	A destination du Canada
-	-	-	880	119 092	" "	A destination des Etats-Unis
248	-	-	559	94 358	" "	<b>Total du trafic marchandises transportées(1)</b>
249	-	-	242	7 367	" "	Déchargées du wagon au Canada
-	-	-	79	17 368	" "	Remises aux autres chemins de fer au Canada
					" "	Remises au réseau des Etats-Unis
					<b>108. Légumes et préparations à base de légumes, n.d.a.:</b>	
26	-	-	-	5,548	wagon	Nombre de wagons chargés
1 396	-	-	-	229 178	tonnes métriques	Chargées sur wagons au Canada
-	-	-	9 897	72 021	" "	En provenance d'autres chemins de fer au Canada
-	-	-	502	104 113	" "	En provenance des Etats-Unis:
-	-	-	-	5 156	" "	A destination du Canada
1 396	-	-	10 399	410 468	" "	A destination des Etats-Unis
-	-	-	8 992	319 012	" "	<b>Total du trafic marchandises transportées(1)</b>
1 396	-	-	1 408	77 447	" "	Déchargées du wagon au Canada
-	-	-	-	14 011	" "	Remises aux autres chemins de fer au Canada
					" "	Remises au réseau des Etats-Unis

Voir note(s) à la fin du tableau.

TABLE 2. Revenue Freight Carried by Railways Within Canada, 1983

No	Commodity		Class I - Classe I		Class II - Classe II			
			Canadian National Canadien National	Canadian Pacific Canadien Pacifique	Algoma Central	British Columbia Railway	Canada Southern (Consolidated Rail)	Chesapeake and Ohio
<b>Food, feed, beverages and tobacco (C.L.):</b>								
<b>108. Sugar:</b>								
1	Number of railway cars loaded	carloads	2 468	1 937	-	-	-	-
2	Loaded onto railway cars in Canada	metric tonnes	163 914	139 220	-	-	-	-
3	Received from other railways in Canada	" "	960	220	-	-	690	-
	Received from United States rail:							
4	Destined to Canadian points	" "	348	528	-	-	261	-
5	Destined to United States points	" "	997	511	-	-	-	66
6	<b>Total freight traffic carried(1)</b>	" "	<b>166 219</b>	<b>140 479</b>	-	-	<b>951</b>	<b>66</b>
7	Unloaded from railway cars in Canada	" "	160 404	137 066	-	-	-	-
8	Delivered to other railways in Canada	" "	681	1 086	-	-	261	-
9	Delivered to United States rail connections	" "	5 134	2 327	-	-	690	66
<b>110. Molasses and syrups:</b>								
10	Number of railway cars loaded	carloads	1 168	137	-	1	-	-
11	Loaded onto railway cars in Canada	metric tonnes	75 187	7 943	-	18	-	-
12	Received from other railways in Canada	" "	789	9 096	-	-	-	-
	Received from United States rail:							
13	Destined to Canadian points	" "	6 209	6 709	-	-	3 041	-
14	Destined to United States points	" "	10 081	171	-	-	-	4 793
15	<b>Total freight traffic carried(1)</b>	" "	<b>92 266</b>	<b>23 919</b>	-	<b>18</b>	<b>3 041</b>	<b>4 793</b>
16	Unloaded from railway cars in Canada	" "	52 930	23 438	-	18	-	-
17	Delivered to other railways in Canada	" "	13 663	391	-	-	3 041	-
18	Delivered to United States rail connections	" "	25 672	91	-	-	-	4 793
<b>112. Sugar preparations (including confectionery), n.e.s.:</b>								
19	Number of railway cars loaded	carloads	33	451	-	-	-	-
20	Loaded onto railway cars in Canada	metric tonnes	868	13 391	-	-	-	-
21	Received from other railways in Canada	" "	-	114	-	-	-	-
	Received from United States rail:							
22	Destined to Canadian points	" "	48	83	-	-	7	-
23	Destined to United States points	" "	-	-	-	-	-	-
24	<b>Total freight traffic carried(1)</b>	" "	<b>916</b>	<b>13 588</b>	-	-	<b>7</b>	-
25	Unloaded from railway cars in Canada	" "	862	11 696	-	-	7	-
26	Delivered to other railways in Canada	" "	54	1 892	-	-	-	-
27	Delivered to United States rail connections	" "	-	-	-	-	-	-
<b>114. Coffee:</b>								
28	Number of railway cars loaded	carloads	39	12	-	-	-	-
29	Loaded onto railway cars in Canada	metric tonnes	1 673	422	-	-	-	-
30	Received from other railways in Canada	" "	27	-	-	-	-	-
	Received from United States rail:							
31	Destined to Canadian points	" "	-	-	-	-	-	-
32	Destined to United States points	" "	-	-	-	-	-	-
33	<b>Total freight traffic carried(1)</b>	" "	<b>1 700</b>	<b>422</b>	-	-	-	-
34	Unloaded from railway cars in Canada	" "	1 700	344	-	-	-	-
35	Delivered to other railways in Canada	" "	-	78	-	-	-	-
36	Delivered to United States rail connections	" "	-	-	-	-	-	-
<b>116. Cocoa and chocolate, tea, spices and vinegar:</b>								
37	Number of railway cars loaded	carloads	12	39	-	-	-	-
38	Loaded onto railway cars in Canada	metric tonnes	640	1 953	-	-	-	-
39	Received from other railways in Canada	" "	-	513	-	-	-	-
	Received from United States rail:							
40	Destined to Canadian points	" "	-	220	-	-	-	-
41	Destined to United States points	" "	-	-	-	-	-	-
42	<b>Total freight traffic carried(1)</b>	" "	<b>640</b>	<b>2 686</b>	-	-	-	-
43	Unloaded from railway cars in Canada	" "	507	2 686	-	-	-	-
44	Delivered to other railways in Canada	" "	-	-	-	-	-	-
45	Delivered to United States rail connections	" "	133	-	-	-	-	-
<b>118. Margarine and similar products:</b>								
46	Number of railway cars loaded	carloads	189	41	-	-	-	-
47	Loaded onto railway cars in Canada	metric tonnes	5 772	1 692	-	-	-	-
48	Received from other railways in Canada	" "	169	74	-	-	-	-
	Received from United States rail:							
49	Destined to Canadian points	" "	-	-	-	-	-	-
50	Destined to United States points	" "	-	-	-	-	-	-
51	<b>Total freight traffic carried(1)</b>	" "	<b>5 941</b>	<b>1 766</b>	-	-	-	-
52	Unloaded from railway cars in Canada	" "	4 537	1 435	-	-	-	-
53	Delivered to other railways in Canada	" "	1 403	168	-	-	-	-
54	Delivered to United States rail connections	" "	-	183	-	-	-	-

See footnote(s) at end of table.

TABLEAU 2. Marchandises payantes transportées par chemin de fer au Canada, 1983

Class II - Classe II				Grand total all Railways	Type de marchandise	No
Toronto, Hamilton and Buffalo	Ontario Northland	Quebec North Shore and Labrador	All other Tous autres	Total général tous chemins de fer		
					<b>Denrées alimentaires, aliments pour animaux, boissons et tabacs (charge complète):</b>	
					<b>108. Sucre:</b>	
-	-	-	140	4,545	wagon	Nombre de wagons chargés
-	-	-	11 761	314 895	tonnes métriques	Chargées sur wagons au Canada
865	-	-	1 074	3 809	" "	En provenance d'autres chemins de fer au Canada
-	-	-	-	-	" "	En provenance des Etats-Unis
-	-	-	1 712	2 849	" "	A destination du Canada
-	-	-	-	1 574	" "	A destination des Etats-Unis
865	-	-	14 547	323 127	" "	<b>Total du trafic marchandises transportées(1)</b>
261	-	-	2 309	300 040	" "	Déchargées du wagon au Canada
604	-	-	227	2 859	" "	Remises aux autres chemins de fer au Canada
-	-	-	12 010	20 227	" "	Remises au réseau des Etats-Unis
					<b>110. Mélasses et sirops:</b>	
-	-	-	-	1,306	wagon	Nombre de wagons chargés
-	-	-	-	83 148	tonnes métriques	Chargées sur wagons au Canada
3 045	-	-	5 280	18 210	" "	En provenance d'autres chemins de fer au Canada
-	-	-	-	-	" "	En provenance des Etats-Unis
-	-	-	442	16 401	" "	A destination du Canada
-	-	-	-	15 045	" "	A destination des Etats-Unis
3 045	-	-	5 722	132 804	" "	<b>Total du trafic marchandises transportées(1)</b>
3 045	-	-	4 871	84 302	" "	Déchargées du wagon au Canada
-	-	-	768	17 863	" "	Remises aux autres chemins de fer au Canada
-	-	-	82	30 638	" "	Remises au réseau des Etats-Unis
					<b>112. Préparations à base de sucre (y compris les confiseries), n.d.s.:</b>	
-	-	-	2	496	wagon	Nombre de wagons chargés
-	-	-	44	14 303	tonnes métriques	Chargées sur wagons au Canada
-	-	-	2 000	2 114	" "	En provenance d'autres chemins de fer au Canada
-	-	-	-	-	" "	En provenance des Etats-Unis
-	-	-	-	138	" "	A destination du Canada
-	-	-	-	-	" "	A destination des Etats-Unis
-	-	-	2 044	16 555	" "	<b>Total du trafic marchandises transportées(1)</b>
-	-	-	1 935	14 500	" "	Déchargées du wagon au Canada
-	-	-	109	2 055	" "	Remises aux autres chemins de fer au Canada
-	-	-	-	-	" "	Remises au réseau des Etats-Unis
					<b>114. Café:</b>	
-	-	-	-	51	wagon	Nombre de wagons chargés
-	-	-	-	2 095	tonnes métriques	Chargées sur wagons au Canada
-	-	-	78	105	" "	En provenance d'autres chemins de fer au Canada
-	-	-	-	-	" "	En provenance des Etats-Unis
-	-	-	1 227	1 227	" "	A destination du Canada
-	-	-	-	-	" "	A destination des Etats-Unis
-	-	-	1 305	3 427	" "	<b>Total du trafic marchandises transportées(1)</b>
-	-	-	1 305	3 349	" "	Déchargées du wagon au Canada
-	-	-	-	78	" "	Remises aux autres chemins de fer au Canada
-	-	-	-	-	" "	Remises au réseau des Etats-Unis
					<b>116. Cacao et chocolat, thé, épices et vinaigre:</b>	
-	-	-	-	51	wagon	Nombre de wagons chargés
-	-	-	-	2 593	tonnes métriques	Chargées sur wagons au Canada
-	-	-	20	533	" "	En provenance d'autres chemins de fer au Canada
-	-	-	-	-	" "	En provenance des Etats-Unis
-	-	-	601	821	" "	A destination du Canada
-	-	-	-	-	" "	A destination des Etats-Unis
-	-	-	621	3 947	" "	<b>Total du trafic marchandises transportées(1)</b>
-	-	-	88	3 281	" "	Déchargées du wagon au Canada
-	-	-	513	513	" "	Remises aux autres chemins de fer au Canada
-	-	-	20	153	" "	Remises au réseau des Etats-Unis
					<b>118. Margarine et produits similaires:</b>	
-	-	-	-	210	wagon	Nombre de wagons chargés
-	-	-	-	7 464	tonnes métriques	Chargées sur wagons au Canada
-	-	-	1 305	1 548	" "	En provenance d'autres chemins de fer au Canada
-	-	-	-	-	" "	En provenance des Etats-Unis
-	-	-	-	-	" "	A destination du Canada
-	-	-	-	-	" "	A destination des Etats-Unis
-	-	-	1 305	9 012	" "	<b>Total du trafic marchandises transportées(1)</b>
-	-	-	1 305	7 277	" "	Déchargées du wagon au Canada
-	-	-	-	1 571	" "	Remises aux autres chemins de fer au Canada
-	-	-	-	163	" "	Remises au réseau des Etats-Unis

Voir note(s) à la fin du tableau.

TABLE 2. Revenue Freight Carried by Railways Within Canada, 1983

No.	Commodity		Class I - Classe I		Class II - Classe II			
			Canadian National Canadien National	Canadian Pacific Canadien Pacifique	Algoma Central	British Columbia Railway	Canada Southern (Consolidated Rail)	Chesapeake and Ohio
<b>Food, feed, beverages and tobacco (C.L.):</b>								
<b>120. Shortening and lard:</b>								
1	Number of railway cars loaded	carloads	262	52	-	-	-	-
2	Loaded onto railway cars in Canada	metric tonnes	11 304	2 034	-	-	-	-
3	Received from other railways in Canada	" "	83	68	-	-	-	-
4	Received from United States rail:							
4	Destined to Canadian points	" "	2 303	276	-	-	-	-
5	Destined to United States points	" "	-	1 286	-	-	-	-
6	<b>Total freight traffic carried(1)</b>	" "	<b>13 690</b>	<b>3 664</b>	-	-	-	-
7	Unloaded from railway cars in Canada	" "	13 554	2 061	-	-	-	-
8	Delivered to other railways in Canada	" "	68	317	-	-	-	-
9	Delivered to United States rail connections	" "	67	1 286	-	-	-	-
<b>122. Soups and infant and junior foods:</b>								
10	Number of railway cars loaded	carloads	3	804	-	-	-	-
11	Loaded onto railway cars in Canada	metric tonnes	127	31 816	-	-	-	-
12	Received from other railways in Canada	" "	37	-	-	-	-	-
13	Received from United States rail:							
13	Destined to Canadian points	" "	-	-	-	-	18	-
14	Destined to United States points	" "	-	-	-	-	-	-
15	<b>Total freight traffic carried(1)</b>	" "	<b>164</b>	<b>31 816</b>	-	-	<b>18</b>	-
16	Unloaded from railway cars in Canada	" "	164	25 396	-	-	18	-
17	Delivered to other railways in Canada	" "	-	6 420	-	-	-	-
18	Delivered to United States rail connections	" "	-	-	-	-	-	-
<b>124. Pre-cooked frozen food preparations:</b>								
19	Number of railway cars loaded	carloads	57	477	-	-	-	-
20	Loaded onto railway cars in Canada	metric tonnes	1 492	15 328	-	-	-	-
21	Received from other railways in Canada	" "	330	-	-	-	-	-
22	Received from United States rail:							
22	Destined to Canadian points	" "	68	166	-	-	-	-
23	Destined to United States points	" "	239	1 079	-	-	-	-
24	<b>Total freight traffic carried(1)</b>	" "	<b>2 149</b>	<b>16 573</b>	-	-	-	-
25	Unloaded from railway cars in Canada	" "	1 869	14 929	-	-	-	-
26	Delivered to other railways in Canada	" "	42	565	-	-	-	-
27	Delivered to United States rail connections	" "	239	1 079	-	-	-	-
<b>126. Food preparations and materials for food preparations, n.e.s.:</b>								
28	Number of railway cars loaded	carloads	4 232	5 686	-	2 226	22	-
29	Loaded onto railway cars in Canada	metric tonnes	149 031	190 223	-	37 155	404	-
30	Received from other railways in Canada	" "	8 288	3 171	-	162	100	-
31	Received from United States rail:							
31	Destined to Canadian points	" "	194	875	-	-	90	-
32	Destined to United States points	" "	664	890	-	-	-	51
33	<b>Total freight traffic carried(1)</b>	" "	<b>158 177</b>	<b>194 959</b>	-	<b>37 317</b>	<b>594</b>	<b>51</b>
34	Unloaded from railway cars in Canada	" "	126 508	143 383	-	37 317	44	-
35	Delivered to other railways in Canada	" "	30 944	50 886	-	-	413	-
36	Delivered to United States rail connections	" "	726	690	-	-	137	51
<b>128. Hay, forage and straw:</b>								
37	Number of railway cars loaded	carloads	157	303	-	-	-	-
38	Loaded onto railway cars in Canada	metric tonnes	1 987	11 046	-	-	-	-
39	Received from other railways in Canada	" "	-	144	-	-	-	-
40	Received from United States rail:							
40	Destined to Canadian points	" "	-	-	-	-	-	-
41	Destined to United States points	" "	19	-	-	-	-	-
42	<b>Total freight traffic carried(1)</b>	" "	<b>2 006</b>	<b>11 190</b>	-	-	-	-
43	Unloaded from railway cars in Canada	" "	1 827	249	-	-	-	-
44	Delivered to other railways in Canada	" "	145	538	-	-	-	-
45	Delivered to United States rail connections	" "	34	10 403	-	-	-	-
<b>130. Wheat bran, shorts and middlings:</b>								
46	Number of railway cars loaded	carloads	2 373	1 951	-	-	-	-
47	Loaded onto railway cars in Canada	metric tonnes	104 953	80 004	-	-	-	-
48	Received from other railways in Canada	" "	325	28 728	-	-	-	-
49	Received from United States rail:							
49	Destined to Canadian points	" "	-	-	-	-	-	-
50	Destined to United States points	" "	12 482	6 758	-	-	-	199
51	<b>Total freight traffic carried(1)</b>	" "	<b>117 760</b>	<b>115 490</b>	-	-	-	<b>199</b>
52	Unloaded from railway cars in Canada	" "	84 109	53 441	-	-	-	-
53	Delivered to other railways in Canada	" "	2 797	11 264	-	-	-	-
54	Delivered to United States rail connections	" "	30 854	50 784	-	-	-	199

See footnote(s) at end of table.

TABLEAU 2. Marchandises payantes transportées par chemin de fer au Canada, 1983

Class II - Classe II				Grand total all Railways Total général tous chemins de fer	Type de marchandise	No
Toronto, Hamilton and Buffalo	Ontario Northland	Quebec North Shore and Labrador	All other Tous autres			
					<b>Denrées alimentaires, aliments pour animaux, boissons et tabacs (charge complète):</b>	
					<b>120. Graisse préparée et saindoux:</b>	
				314	wagon	Nombre de wagons chargés
				13 338	tonnes métriques	Chargées sur wagons au Canada
			487	638	" "	En provenance d'autres chemins de fer au Canada
					" "	En provenance des Etats-Unis:
			68	2 647	" "	A destination du Canada
				1 286	" "	A destination des Etats-Unis
			555	17 909	" "	<b>Total du trafic marchandises transportées(1)</b>
			430	16 045	" "	Déchargées du wagon au Canada
			54	439	" "	Remises aux autres chemins de fer au Canada
			71	1 424	" "	Remises au réseau des Etats-Unis
					" "	<b>122. Soupes et aliments pour bébés et jeunes enfants:</b>
				807	wagon	Nombre de wagons chargés
				31 943	tonnes métriques	Chargées sur wagons au Canada
			6 554	6 591	" "	En provenance d'autres chemins de fer au Canada
					" "	En provenance des Etats-Unis:
				18	" "	A destination du Canada
				-	" "	A destination des Etats-Unis
			6 554	38 552	" "	<b>Total du trafic marchandises transportées(1)</b>
			6 258	31 836	" "	Déchargées du wagon au Canada
			297	6 717	" "	Remises aux autres chemins de fer au Canada
				-	" "	Remises au réseau des Etats-Unis
					" "	<b>124. Préparations alimentaires congelées précuites:</b>
				534	wagon	Nombre de wagons chargés
				16 820	tonnes métriques	Chargées sur wagons au Canada
			555	685	" "	En provenance d'autres chemins de fer au Canada
					" "	En provenance des Etats-Unis:
			38	292	" "	A destination du Canada
				1 318	" "	A destination des Etats-Unis
			593	19 315	" "	<b>Total du trafic marchandises transportées(1)</b>
			593	17 391	" "	Déchargées du wagon au Canada
				607	" "	Remises aux autres chemins de fer au Canada
				1 318	" "	Remises au réseau des Etats-Unis
					" "	<b>126. Préparations alimentaires et ingrédients pour préparations alimentaires, n.d.s.:</b>
	1	604	255	13 026	wagon	Nombre de wagons chargés
		13 090	8 767	398 679	tonnes métriques	Chargées sur wagons au Canada
651			74 532	86 904	" "	En provenance d'autres chemins de fer au Canada
					" "	En provenance des Etats-Unis:
			4 969	6 128	" "	A destination du Canada
				1 405	" "	A destination des Etats-Unis
651	9	13 090	88 268	493 116	" "	<b>Total du trafic marchandises transportées(1)</b>
					" "	Déchargées du wagon au Canada
	9	12 956	65 034	385 251	" "	Remises aux autres chemins de fer au Canada
651		134	23 147	106 175	" "	Remises au réseau des Etats-Unis
			89	1 693	" "	
					" "	<b>128. Foin, fourrage et paille:</b>
				460	wagon	Nombre de wagons chargés
				13 033	tonnes métriques	Chargées sur wagons au Canada
150			45	339	" "	En provenance d'autres chemins de fer au Canada
					" "	En provenance des Etats-Unis:
					" "	A destination du Canada
				19	" "	A destination des Etats-Unis
150			45	13 391	" "	<b>Total du trafic marchandises transportées(1)</b>
150			45	2 271	" "	Déchargées du wagon au Canada
				683	" "	Remises aux autres chemins de fer au Canada
				10 437	" "	Remises au réseau des Etats-Unis
					" "	<b>130. Son d'orge, remoulages:</b>
				4 498	wagon	Nombre de wagons chargés
174				190 525	tonnes métriques	Chargées sur wagons au Canada
5 568			13 599	42 652	" "	En provenance d'autres chemins de fer au Canada
					" "	En provenance des Etats-Unis:
					" "	A destination du Canada
			22 473	41 912	" "	A destination des Etats-Unis
5 568			36 072	275 089	" "	<b>Total du trafic marchandises transportées(1)</b>
					" "	Déchargées du wagon au Canada
			13 599	151 149	" "	Remises aux autres chemins de fer au Canada
5 568			22 473	42 102	" "	Remises au réseau des Etats-Unis
				81 837	" "	

Voir note(s) à la fin du tableau.

TABLE 2. Revenue Freight Carried by Railways Within Canada, 1983

No.	Commodity		Class I - Classe I		Class II - Classe II			
			Canadian National	Canadian Pacific	Algoma Central	British Columbia Railway	Canada Southern (Consolidated Rail)	Chesapeake and Ohio
			Canadien National	Canadien Pacifique				
<b>Food, feed, beverages and tobacco (C.L.):</b>								
<b>132. Ground cereals and by-products, n.e.s.:</b>								
1	Number of railway cars loaded	carloads	2 266	1 505	-	-	-	9
2	Loaded onto railway cars in Canada	metric tonnes	122 488	86 539	-	-	-	473
3	Received from other railways in Canada	" "	7 499	19 101	-	-	67	-
	Received from United States rail:							
4	Destined to Canadian points	" "	800	1 271	-	-	54	-
5	Destined to United States points	" "	16 918	1 843	-	-	-	-
6	<b>Total freight traffic carried(1)</b>	" "	<b>147 705</b>	<b>108 754</b>	-	-	<b>121</b>	<b>473</b>
7	Unloaded from railway cars in Canada	" "	72 434	98 698	-	-	-	-
8	Delivered to other railways in Canada	" "	26 047	4 927	-	-	54	473
9	Delivered to United States rail connections	" "	49 224	5 129	-	-	67	-
<b>134. Soyabean oil meal:</b>								
10	Number of railway cars loaded	carloads	2 027	1 423	-	-	-	-
11	Loaded onto railway cars in Canada	metric tonnes	135 620	101 335	-	-	-	-
12	Received from other railways in Canada	" "	18 835	5 048	-	-	-	-
	Received from United States rail:							
13	Destined to Canadian points	" "	31 921	80 422	-	-	-	-
14	Destined to United States points	" "	87 867	11 041	-	-	-	15 995
15	<b>Total freight traffic carried(1)</b>	" "	<b>274 243</b>	<b>197 846</b>	-	-	-	<b>15 995</b>
16	Unloaded from railway cars in Canada	" "	163 027	178 406	-	-	-	-
17	Delivered to other railways in Canada	" "	10 909	8 091	-	-	-	-
18	Delivered to United States rail connections	" "	100 307	11 349	-	-	-	15 995
<b>136. Oil seed meals (including cake), n.e.s.:</b>								
19	Number of railway cars loaded	carloads	3 652	3 978	-	-	-	-
20	Loaded onto railway cars in Canada	metric tonnes	232 289	209 611	-	-	-	-
21	Received from other railways in Canada	" "	73 834	5 974	-	-	59	-
	Received from United States rail:							
22	Destined to Canadian points	" "	1 629	2 293	-	-	-	-
23	Destined to United States points	" "	150	77	-	-	-	-
24	<b>Total freight traffic carried(1)</b>	" "	<b>307 902</b>	<b>217 955</b>	-	-	<b>59</b>	-
25	Unloaded from railway cars in Canada	" "	268 309	120 075	-	-	-	-
26	Delivered to other railways in Canada	" "	38 892	77 976	-	-	-	-
27	Delivered to United States rail connections	" "	701	19 905	-	-	59	-
<b>138. Feeds of vegetable origin, n.e.s.:</b>								
28	Number of railway cars loaded	carloads	3 769	1 422	-	-	71	20
29	Loaded onto railway cars in Canada	metric tonnes	234 796	82 021	-	-	4 245	975
30	Received from other railways in Canada	" "	12 682	1 714	-	-	506	-
	Received from United States rail:							
31	Destined to Canadian points	" "	7 182	1 195	-	-	-	908
32	Destined to United States points	" "	40 544	16 883	-	-	-	4 753
33	<b>Total freight traffic carried(1)</b>	" "	<b>295 204</b>	<b>101 813</b>	-	-	<b>4 751</b>	<b>6 636</b>
34	Unloaded from railway cars in Canada	" "	213 515	78 952	-	-	-	835
35	Delivered to other railways in Canada	" "	8 602	3 815	-	-	-	73
36	Delivered to United States rail connections	" "	73 087	19 045	-	-	4 751	5 728
<b>140. Feeds of animal origin:</b>								
37	Number of railway cars loaded	carloads	217	322	-	-	-	-
38	Loaded onto railway cars in Canada	metric tonnes	10 035	10 097	-	-	-	-
39	Received from other railways in Canada	" "	535	657	-	-	-	-
	Received from United States rail:							
40	Destined to Canadian points	" "	463	327	-	-	-	-
41	Destined to United States points	" "	-	45	-	-	-	-
42	<b>Total freight traffic carried(1)</b>	" "	<b>11 033</b>	<b>11 126</b>	-	-	-	-
43	Unloaded from railway cars in Canada	" "	5 250	5 542	-	-	-	-
44	Delivered to other railways in Canada	" "	1 178	5 538	-	-	-	-
45	Delivered to United States rail connections	" "	4 606	45	-	-	-	-
<b>142. Primary or concentrated feeds:</b>								
46	Number of railway cars loaded	carloads	1	-	-	-	-	-
47	Loaded onto railway cars in Canada	metric tonnes	43	-	-	-	-	-
48	Received from other railways in Canada	" "	-	-	-	-	-	-
	Received from United States rail:							
49	Destined to Canadian points	" "	-	-	-	-	-	-
50	Destined to United States points	" "	576	582	-	-	-	-
51	<b>Total freight traffic carried(1)</b>	" "	<b>819</b>	<b>582</b>	-	-	-	-
52	Unloaded from railway cars in Canada	" "	43	-	-	-	-	-
53	Delivered to other railways in Canada	" "	-	-	-	-	-	-
54	Delivered to United States rail connections	" "	576	582	-	-	-	-

See footnote(s) at end of table.

TABLEAU 2. Marchandises payantes transportées par chemin de fer au Canada, 1983

Class II - Classe II				Grand total all Railways	Type de marchandise	No
Toronto, Hamilton and Buffalo	Ontario Northland	Quebec North Shore and Labrador	All other Tous autres	Total général tous chemins de fer		
					<b>Denrées alimentaires, aliments pour animaux, boissons et tabacs (charge complète):</b>	
					<b>132. Céréales moulues et dérivées, n.d.a.:</b>	
-	-	-	36	3 816	wagon	Nombre de wagons chargés
-	-	-	1 626	211 126	tonnes métriques	Chargées sur wagons au Canada
122	-	-	9 303	36 092	" "	En provenance d'autres chemins de fer au Canada
-	-	-	-	-	" "	En provenance des Etats-Unis:
-	-	-	412	2 537	" "	A destination du Canada
-	-	-	-	18 761	" "	A destination des Etats-Unis
<b>122</b>	-	-	<b>11 341</b>	<b>268 516</b>	" "	<b>Total du trafic marchandises transportées(1)</b>
54	-	-	9 039	180 225	" "	Déchargées du wagon au Canada
67	-	-	1 880	33 448	" "	Remises aux autres chemins de fer au Canada
-	-	-	422	54 842	" "	Remises au réseau des Etats-Unis
					<b>134. Tourteau de soja:</b>	
-	-	-	198	3 648	wagon	Nombre de wagons chargés
-	-	-	17 407	254 362	tonnes métriques	Chargées sur wagons au Canada
-	-	-	14 014	37 897	" "	En provenance d'autres chemins de fer au Canada
-	-	-	-	-	" "	En provenance des Etats-Unis:
-	-	-	17 901	130 244	" "	A destination du Canada
-	-	-	78	114 981	" "	A destination des Etats-Unis
-	-	-	<b>49 400</b>	<b>537 484</b>	" "	<b>Total du trafic marchandises transportées(1)</b>
-	-	-	45 803	387 236	" "	Déchargées du wagon au Canada
-	-	-	3 597	22 597	" "	Remises aux autres chemins de fer au Canada
-	-	-	-	127 651	" "	Remises au réseau des Etats-Unis
					<b>136. Farines de graines oléagineuses (y compris les tourteaux), n.d.a.:</b>	
-	-	-	-	7 630	wagon	Nombre de wagons chargés
-	-	-	-	441 900	tonnes métriques	Chargées sur wagons au Canada
357	-	-	36 066	116 290	" "	En provenance d'autres chemins de fer au Canada
-	-	-	-	-	" "	En provenance des Etats-Unis:
-	-	-	-	3 922	" "	A destination du Canada
-	-	-	-	227	" "	A destination des Etats-Unis
357	-	-	<b>36 066</b>	<b>562 339</b>	" "	<b>Total du trafic marchandises transportées(1)</b>
240	-	-	24 310	412 934	" "	Déchargées du wagon au Canada
116	-	-	-	116 984	" "	Remises aux autres chemins de fer au Canada
-	-	-	11 756	32 421	" "	Remises au réseau des Etats-Unis
					<b>138. Aliments d'origine végétale pour animaux, n.d.a.:</b>	
-	-	4	-	5 306	wagon	Nombre de wagons chargés
-	-	76	-	322 113	tonnes métriques	Chargées sur wagons au Canada
1 416	-	-	10 412	26 730	" "	En provenance d'autres chemins de fer au Canada
-	-	-	-	-	" "	En provenance des Etats-Unis:
-	-	-	276	9 561	" "	A destination du Canada
-	-	-	-	62 180	" "	A destination des Etats-Unis
<b>1 416</b>	-	<b>76</b>	<b>10 688</b>	<b>420 584</b>	" "	<b>Total du trafic marchandises transportées(1)</b>
910	-	76	8 865	303 153	" "	Déchargées du wagon au Canada
506	-	-	695	13 691	" "	Remises aux autres chemins de fer au Canada
-	-	-	1 128	103 739	" "	Remises au réseau des Etats-Unis
					<b>140. Aliments d'origine animale pour animaux:</b>	
-	-	-	-	539	wagon	Nombre de wagons chargés
-	-	-	-	20 132	tonnes métriques	Chargées sur wagons au Canada
-	-	-	5 931	7 123	" "	En provenance d'autres chemins de fer au Canada
-	-	-	-	-	" "	En provenance des Etats-Unis:
-	-	-	522	1 312	" "	A destination du Canada
-	-	-	-	45	" "	A destination des Etats-Unis
-	-	-	<b>6 453</b>	<b>28 612</b>	" "	<b>Total du trafic marchandises transportées(1)</b>
-	-	-	5 764	16 556	" "	Déchargées du wagon au Canada
-	-	-	689	7 405	" "	Remises aux autres chemins de fer au Canada
-	-	-	-	4 651	" "	Remises au réseau des Etats-Unis
					<b>142. Aliments concentrés pour animaux:</b>	
-	-	-	-	1	wagon	Nombre de wagons chargés
-	-	-	-	43	tonnes métriques	Chargées sur wagons au Canada
-	-	-	-	-	" "	En provenance d'autres chemins de fer au Canada
-	-	-	-	-	" "	En provenance des Etats-Unis:
-	-	-	-	-	" "	A destination du Canada
-	-	-	-	1 158	" "	A destination des Etats-Unis
-	-	-	-	<b>1 201</b>	" "	<b>Total du trafic marchandises transportées(1)</b>
-	-	-	-	43	" "	Déchargées du wagon au Canada
-	-	-	-	-	" "	Remises aux autres chemins de fer au Canada
-	-	-	-	1 158	" "	Remises au réseau des Etats-Unis

Voir note(s) à la fin du tableau.

TABLE 2. Revenue Freight Carried by Railways Within Canada, 1983

No.	Commodity		Class I - Classe I		Class II - Classe II			
			Canadian National Canadien National	Canadian Pacific Canadien Pacifique	Algoma Central	British Columbia Railway	Canada Southern (Consolidated Rail)	Chesapeake and Ohio
<b>Food, feed, beverages and tobacco (C.L.):</b>								
<b>144. Secondary or complete animal feeds, n.e.s.:</b>								
1	Number of railway cars loaded	carloads	343	553	-	-	1	-
2	Loaded onto railway cars in Canada	metric tonnes	14 016	21 459	-	-	60	-
3	Received from other railways in Canada	" "	705	1 870	-	-	8	-
4	Received from United States rail:							
5	Destined to Canadian points	" "	1 099	1 545	-	-	73	-
6	Destined to United States points	" "	3 428	59 891	-	-	-	1 379
6	<b>Total freight traffic carried(1)</b>	" "	<b>19 246</b>	<b>84 765</b>	-	-	<b>141</b>	<b>1 379</b>
7	Unloaded from railway cars in Canada	" "	13 461	18 557	-	-	-	-
8	Delivered to other railways in Canada	" "	2 187	6 225	-	-	73	-
9	Delivered to United States rail connections	" "	3 597	59 982	-	-	68	1 379
<b>146. Non-alcoholic beverages:</b>								
10	Number of railway cars loaded	carloads	12	1	-	82	1	-
11	Loaded onto railway cars in Canada	metric tonnes	398	44	-	1 742	20	-
12	Received from other railways in Canada	" "	-	-	-	-	-	-
13	Received from United States rail:							
14	Destined to Canadian points	" "	-	2 288	-	-	-	-
15	Destined to United States points	" "	-	-	-	-	-	-
15	<b>Total freight traffic carried(1)</b>	" "	<b>398</b>	<b>2 332</b>	-	<b>1 742</b>	<b>20</b>	-
16	Unloaded from railway cars in Canada	" "	398	2 332	-	1 742	-	-
17	Delivered to other railways in Canada	" "	-	-	-	-	-	-
18	Delivered to United States rail connections	" "	-	-	-	-	20	-
<b>148. Ale, beer, stout and porter:</b>								
19	Number of railway cars loaded	carloads	42	18	-	1,077	5	-
20	Loaded onto railway cars in Canada	metric tonnes	879	1 141	-	22 584	109	-
21	Received from other railways in Canada	" "	2 830	127	-	-	-	-
22	Received from United States rail:							
23	Destined to Canadian points	" "	2 581	2 938	-	-	-	-
24	Destined to United States points	" "	4 838	1 349	-	-	-	2 888
24	<b>Total freight traffic carried(1)</b>	" "	<b>11 128</b>	<b>5 555</b>	-	<b>22 584</b>	<b>109</b>	<b>2 888</b>
25	Unloaded from railway cars in Canada	" "	8 129	3 064	-	22 584	-	-
26	Delivered to other railways in Canada	" "	43	58	-	-	-	-
27	Delivered to United States rail connections	" "	4 956	2 433	-	-	109	2 888
<b>150. Wines and fermented alcoholic beverages, n.e.s.:</b>								
28	Number of railway cars loaded	carloads	-	4	-	-	-	-
29	Loaded onto railway cars in Canada	metric tonnes	-	223	-	-	-	-
30	Received from other railways in Canada	" "	230	-	-	-	-	-
31	Received from United States rail:							
32	Destined to Canadian points	" "	3 146	822	-	-	-	-
33	Destined to United States points	" "	4 573	17 110	-	-	-	-
33	<b>Total freight traffic carried(1)</b>	" "	<b>7 949</b>	<b>18 155</b>	-	-	-	-
34	Unloaded from railway cars in Canada	" "	3 146	979	-	-	-	-
35	Delivered to other railways in Canada	" "	-	-	-	-	-	-
36	Delivered to United States rail connections	" "	4 804	17 176	-	-	-	-
<b>152. Distilled alcoholic beverages:</b>								
37	Number of railway cars loaded	carloads	95	223	-	-	6	14
38	Loaded onto railway cars in Canada	metric tonnes	5 202	15 796	-	-	215	552
39	Received from other railways in Canada	" "	193	153	-	-	974	-
40	Received from United States rail:							
41	Destined to Canadian points	" "	-	-	-	-	13	-
42	Destined to United States points	" "	-	1 502	-	-	-	870
42	<b>Total freight traffic carried(1)</b>	" "	<b>5 395</b>	<b>17 451</b>	-	-	<b>1 202</b>	<b>1 422</b>
43	Unloaded from railway cars in Canada	" "	403	7 853	-	-	13	-
44	Delivered to other railways in Canada	" "	151	36	-	-	-	153
45	Delivered to United States rail connections	" "	4 842	9 562	-	-	1 189	1 268
<b>154. Cigarettes:</b>								
46	Number of railway cars loaded	carloads	-	-	-	-	-	-
47	Loaded onto railway cars in Canada	metric tonnes	-	-	-	-	-	-
48	Received from other railways in Canada	" "	-	-	-	-	-	-
49	Received from United States rail:							
50	Destined to Canadian points	" "	-	-	-	-	-	-
51	Destined to United States points	" "	-	-	-	-	-	-
51	<b>Total freight traffic carried(1)</b>	" "	-	-	-	-	-	-
52	Unloaded from railway cars in Canada	" "	-	-	-	-	-	-
53	Delivered to other railways in Canada	" "	-	-	-	-	-	-
54	Delivered to United States rail connections	" "	-	-	-	-	-	-

See footnote(s) at end of table.



TABLEAU 2. Marchandises payantes transportées par chemin de fer au Canada, 1983

Class II - Classe II				Grand total all Railways	Type de marchandise	No
Toronto, Hamilton and Buffalo	Ontario Northland	Quebec North Shore and Labrador	All other Tous autres	Total général tous chemins de fer		
					<b>Denrées alimentaires, aliments pour animaux, boissons et tabacs (charge complète):</b>	
					<b>144. Aliments complets pour animaux, n.d.a.:</b>	
-	-	-	-	897	wagon	1
-	-	-	-	35 535	tonnes métriques	2
110	-	-	12 253	14 946	" "	3
-	-	-	-	-	En provenance d'autres chemins de fer au Canada	
-	-	-	2 833	5 550	" "	4
-	-	-	163	64 859	" "	5
110	-	-	15 249	120 890	" "	6
-	-	-	-	-	<b>Total du trafic marchandises transportées(1)</b>	
110	-	-	14 570	46 588	" "	7
-	-	-	-	9 274	" "	8
-	-	-	-	65 026	" "	9
					<b>148. Boissons non alcooliques:</b>	
-	6	38	-	140	wagon	10
-	119	952	-	3 275	tonnes métriques	11
-	-	-	-	-	En provenance d'autres chemins de fer au Canada	12
-	-	-	-	-	En provenance des Etats-Unis:	
-	-	-	-	2 288	" "	13
-	-	-	-	-	A destination du Canada	14
-	119	952	-	5 563	" "	15
-	-	-	-	-	<b>Total du trafic marchandises transportées(1)</b>	
-	119	952	-	5 543	" "	16
-	-	-	-	-	Déchargées du wagon au Canada	17
-	-	-	-	20	" "	18
					<b>148. Ale, bière, stout et porter:</b>	
-	38	90	-	1,270	wagon	19
-	621	2 996	-	28 330	tonnes métriques	20
-	-	-	58	3 015	" "	21
-	-	-	-	-	En provenance d'autres chemins de fer au Canada	
-	-	-	2 797	8 316	" "	22
-	-	-	83	9 158	" "	23
-	621	2 996	2 938	48 819	" "	24
-	-	-	-	-	<b>Total du trafic marchandises transportées(1)</b>	
-	621	2 996	-	35 394	" "	25
-	-	-	2 797	2 898	" "	26
-	-	-	141	10 527	" "	27
					<b>150. Vins et boissons alcooliques fermentées, n.d.a.:</b>	
-	-	-	1	5	wagon	28
-	-	-	66	289	tonnes métriques	29
-	-	-	-	230	" "	30
-	-	-	-	-	En provenance d'autres chemins de fer au Canada	
-	-	-	87	4 055	" "	31
-	-	-	-	21 683	" "	32
-	-	-	153	26 257	" "	33
-	-	-	-	-	<b>Total du trafic marchandises transportées(1)</b>	
-	-	-	87	4 212	" "	34
-	-	-	-	-	Déchargées du wagon au Canada	35
-	-	-	66	22 046	" "	36
					<b>152. Boissons alcooliques distillées:</b>	
-	-	2	4	344	wagon	37
-	-	53	256	22 074	tonnes métriques	38
-	151	-	300	1 771	" "	39
-	-	-	-	-	En provenance d'autres chemins de fer au Canada	
-	-	-	45	58	" "	40
-	-	-	-	2 372	" "	41
-	151	53	601	26 275	" "	42
-	-	-	-	-	<b>Total du trafic marchandises transportées(1)</b>	
-	151	53	122	8 595	" "	43
-	-	-	36	376	" "	44
-	-	-	443	17 304	" "	45
					<b>154. Cigarettes:</b>	
-	-	-	-	-	wagon	46
-	-	-	-	-	tonnes métriques	47
-	-	-	-	-	" "	48
-	-	-	-	-	En provenance d'autres chemins de fer au Canada	
-	-	-	27	27	" "	49
-	-	-	-	-	En provenance des Etats-Unis:	
-	-	-	-	-	A destination du Canada	50
-	-	-	-	-	A destination des Etats-Unis	51
-	-	-	27	27	" "	52
-	-	-	-	-	<b>Total du trafic marchandises transportées(1)</b>	
-	-	-	27	27	" "	53
-	-	-	-	-	Déchargées du wagon au Canada	54
-	-	-	-	-	Remises aux autres chemins de fer au Canada	55
-	-	-	-	-	Remises au réseau des Etats-Unis	56

Voir note(s) à la fin du tableau.

TABLE 2. Revenue Freight Carried by Railways Within Canada, 1983

No	Commodity	Class I - Classe I		Class II - Classe II				
		Canadian National Canadien National	Canadian Pacific Canadien Pacifique	Algoma Central	British Columbia Railway	Canada Southern (Consolidated Rail)	Chesapeake and Ohio	
<b>Food, feed beverages and tobacco (C.L.):</b>								
<b>156. Tobacco, unmanufactured:</b>								
1	Number of railway cars loaded	carloads	25	79	-	-	2	-
2	Loaded onto railway cars in Canada	metric tonnes	855	2 654	-	-	19	-
3	Received from other railways in Canada	" "	-	-	-	-	-	-
4	Received from United States rail:	" "	-	-	-	-	-	-
5	Destined to Canadian points	" "	-	-	-	-	-	-
6	Destined to United States points	" "	-	-	-	-	-	-
6	<b>Total freight traffic carried(1)</b>	" "	<b>855</b>	<b>2 654</b>	-	-	<b>19</b>	-
7	Unloaded from railway cars in Canada	" "	855	2 654	-	-	-	-
8	Delivered to other railways in Canada	" "	-	-	-	-	-	-
9	Delivered to United States rail connections	" "	-	-	-	-	19	-
<b>158. Tobacco, manufactured, n.e.s.:</b>								
10	Number of railway cars loaded	carloads	20	-	-	-	-	-
11	Loaded onto railway cars in Canada	metric tonnes	662	-	-	-	-	-
12	Received from other railways in Canada	" "	54	-	-	-	-	-
13	Received from United States rail:	" "	-	-	-	-	-	-
14	Destined to Canadian points	" "	-	-	-	-	-	-
15	Destined to United States points	" "	-	-	-	-	-	-
15	<b>Total freight traffic carried(1)</b>	" "	<b>716</b>	-	-	-	-	-
16	Unloaded from railway cars in Canada	" "	689	-	-	-	-	-
17	Delivered to other railways in Canada	" "	-	-	-	-	-	-
18	Delivered to United States rail connections	" "	27	-	-	-	-	-
<b>992. Total:</b>								
19	Number of railway cars loaded	carloads	290 613	271 161	-	6 947	3 658	2 685
20	Loaded onto railway cars in Canada	metric tonnes	17 495 306	19 206 473	-	291 477	151 235	189 882
21	Received from other railways in Canada	" "	921 729	427 928	298	1 083	6 922	999
22	Received from United States rail:	" "	-	-	-	-	-	-
23	Destined to Canadian points	" "	527 973	401 658	-	-	4 350	6 806
24	Destined to United States points	" "	784 652	273 780	-	-	-	264 783
24	<b>Total freight traffic carried(1)</b>	" "	<b>19 729 660</b>	<b>20 309 839</b>	<b>298</b>	<b>292 560</b>	<b>162 507</b>	<b>462 470</b>
25	Unloaded from railway cars in Canada	" "	17 777 589	19 266 554	275	246 467	744	54 781
26	Delivered to other railways in Canada	" "	591 162	439 004	24	46 093	148 100	138 286
27	Delivered to United States rail connections	" "	1 360 909	604 261	-	-	13 663	269 402
<b>Section III:</b>								
<b>Crude materials, inedible (C.L.):</b>								
<b>160. Raw hides and skins including fur skins:</b>								
28	Number of railway cars loaded	carloads	-	134	-	-	-	-
29	Loaded onto railway cars in Canada	metric tonnes	-	6 409	-	-	-	-
30	Received from other railways in Canada	" "	41	54	-	-	-	-
31	Received from United States rail:	" "	-	-	-	-	-	-
32	Destined to Canadian points	" "	2 991	4 553	-	-	-	66
33	Destined to United States points	" "	4 716	-	-	-	-	-
33	<b>Total freight traffic carried(1)</b>	" "	<b>7 748</b>	<b>11 016</b>	-	-	-	<b>66</b>
34	Unloaded from railway cars in Canada	" "	2 991	10 799	-	-	-	-
35	Delivered to other railways in Canada	" "	-	32	-	-	-	66
36	Delivered to United States rail connections	" "	4 756	186	-	-	-	-
<b>162. Primary tankage:</b>								
37	Number of railway cars loaded	carloads	24	242	-	-	-	-
38	Loaded onto railway cars in Canada	metric tonnes	1 503	14 491	-	-	-	-
39	Received from other railways in Canada	" "	64	884	-	-	-	-
40	Received from United States rail:	" "	-	-	-	-	-	-
41	Destined to Canadian points	" "	780	611	-	-	105	-
42	Destined to United States points	" "	-	5 519	-	-	-	502
42	<b>Total freight traffic carried(1)</b>	" "	<b>2 347</b>	<b>21 505</b>	-	-	<b>105</b>	<b>502</b>
43	Unloaded from railway cars in Canada	" "	2 348	6 928	-	-	-	-
44	Delivered to other railways in Canada	" "	-	2 954	-	-	105	-
45	Delivered to United States rail connections	" "	-	11 623	-	-	-	502
<b>164. Crude animal products, inedible, n.e.s. (excluding fibres):</b>								
46	Number of railway cars loaded	carloads	1	-	-	-	-	-
47	Loaded onto railway cars in Canada	metric tonnes	11	-	-	-	-	-
48	Received from other railways in Canada	" "	83	-	-	113	-	-
49	Received from United States rail:	" "	-	-	-	-	-	-
50	Destined to Canadian points	" "	363	764	-	-	-	-
51	Destined to United States points	" "	-	-	-	-	-	-
51	<b>Total freight traffic carried(1)</b>	" "	<b>457</b>	<b>764</b>	-	<b>113</b>	-	-
52	Unloaded from railway cars in Canada	" "	400	764	-	113	-	-
53	Delivered to other railways in Canada	" "	45	-	-	-	-	-
54	Delivered to United States rail connections	" "	11	-	-	-	-	-

See footnote(s) at end of table.

TABLEAU 2. Marchandises payantes transportées par chemin de fer au Canada, 1983

Class II - Classe II				Grand total all Railways	Type de marchandise	No
Toronto, Hamilton and Buffalo	Ontario Northland	Quebec North Shore and Labrador	All other Tous autres	Total général tous chemins de fer		
					<b>Denrées alimentaires, aliments pour animaux, boissons et tabacs (charge complète):</b>	
					<b>156. Tabacs bruts:</b>	
				106	wagon	Nombre de wagons chargés
				3 528	tonnes métriques	Chargées sur wagons au Canada
						En provenance d'autres chemins de fer au Canada
						En provenance des Etats-Unis:
						A destination du Canada
						A destination des Etats-Unis
				3 528		<b>Total du trafic marchandises transportées(1)</b>
				3 509		Déchargées du wagon au Canada
						Remises aux autres chemins de fer au Canada
				19		Remises au réseau des Etats-Unis
						<b>158. Tabacs fabriqués, n.d.a.:</b>
				20	wagon	Nombre de wagons chargés
				662	tonnes métriques	Chargées sur wagons au Canada
				54		En provenance d'autres chemins de fer au Canada
						En provenance des Etats-Unis:
						A destination du Canada
						A destination des Etats-Unis
				716		<b>Total du trafic marchandises transportées(1)</b>
				689		Déchargées du wagon au Canada
						Remises aux autres chemins de fer au Canada
				27		Remises au réseau des Etats-Unis
						<b>992. Total:</b>
699	45	742	778	577 328	wagon	Nombre de wagons chargés
26 488	748	17 290	46 188	37 425 087	tonnes métriques	Chargées sur wagons au Canada
15 916	2 142	-	436 132	1 814 148		En provenance d'autres chemins de fer au Canada
			86 539	1 027 326		En provenance des Etats-Unis:
			26 255	1 349 470		A destination du Canada
						A destination des Etats-Unis
43 403	2 890	17 290	595 114	41 616 031		<b>Total du trafic marchandises transportées(1)</b>
13 986	2 683	17 156	482 840	37 863 075		Déchargées du wagon au Canada
29 417	208	134	77 579	1 470 007		Remises aux autres chemins de fer au Canada
			34 694	2 282 949		Remises au réseau des Etats-Unis
						<b>Section III:</b>
						<b>Matières brutes, non comestibles (charge complète):</b>
						<b>160. Cuir et peaux bruts, y compris les pelletteries:</b>
	2			136	wagon	Nombre de wagons chargés
	27			6 436	tonnes métriques	Chargées sur wagons au Canada
				95		En provenance d'autres chemins de fer au Canada
			59	7 669		En provenance des Etats-Unis:
				4 716		A destination du Canada
						A destination des Etats-Unis
	27		59	18 916		<b>Total du trafic marchandises transportées(1)</b>
	27			13 817		Déchargées du wagon au Canada
			59	157		Remises aux autres chemins de fer au Canada
				4 942		Remises au réseau des Etats-Unis
						<b>162. Déchets d'abattoir non conditionnés:</b>
				266	wagon	Nombre de wagons chargés
				15 994	tonnes métriques	Chargées sur wagons au Canada
			2 767	3 715		En provenance d'autres chemins de fer au Canada
						En provenance des Etats-Unis:
			232	1 728		A destination du Canada
			498	6 519		A destination des Etats-Unis
			3 497	27 956		<b>Total du trafic marchandises transportées(1)</b>
			2 767	12 043		Déchargées du wagon au Canada
			730	3 789		Remises aux autres chemins de fer au Canada
				12 125		Remises au réseau des Etats-Unis
						<b>164. Produits bruts d'origine animale, non comestibles, n.d.a. (sauf les fibres):</b>
				1	wagon	Nombre de wagons chargés
				11	tonnes métriques	Chargées sur wagons au Canada
57				253		En provenance d'autres chemins de fer au Canada
						En provenance des Etats-Unis:
			363	1 490		A destination du Canada
						A destination des Etats-Unis
57			363	1 754		<b>Total du trafic marchandises transportées(1)</b>
			363	1 640		Déchargées du wagon au Canada
				102		Remises aux autres chemins de fer au Canada
				11		Remises au réseau des Etats-Unis

Voir note(s) à la fin du tableau.

TABLE 2. Revenue Freight Carried by Railways Within Canada, 1983

No.	Commodity		Class I - Classe I		Class II - Classe II			
			Canadian National Canadien National	Canadian Pacific Canadien Pacifique	Algoma Central	British Columbia Railway	Canada Southern (Consolidated Rail)	Chesapeake and Ohio
<b>Crude materials, inedible (C.L.):</b>								
<b>166. Seeds for sowing, n.e.s.:</b>								
1	Number of railway cars loaded	carloads	218	58	-	47	-	-
2	Loaded onto railway cars in Canada	metric tonnes	13 432	4 438	-	2 712	-	-
3	Received from other railways in Canada	" "	592	2 314	-	-	-	-
Received from United States rail:								
4	Destined to Canadian points	" "	544	475	-	-	-	88
5	Destined to United States points	" "	360	699	-	-	-	-
6	<b>Total freight traffic carried(1)</b>	" "	<b>14 928</b>	<b>7 926</b>	-	<b>2 712</b>	-	<b>88</b>
7	Unloaded from railway cars in Canada	" "	11 743	5 848	-	2 312	-	88
8	Delivered to other railways in Canada	" "	2 546	115	-	401	-	-
9	Delivered to United States rail connections	" "	640	1 963	-	-	-	-
<b>168. Flaxseed:</b>								
10	Number of railway cars loaded	carloads	3 328	3 901	-	-	-	-
11	Loaded onto railway cars in Canada	metric tonnes	209 934	295 247	-	-	-	-
12	Received from other railways in Canada	" "	356	740	-	-	-	-
Received from United States rail:								
13	Destined to Canadian points	" "	1 456	-	-	-	-	-
14	Destined to United States points	" "	-	-	-	-	-	-
15	<b>Total freight traffic carried(1)</b>	" "	<b>211 746</b>	<b>295 987</b>	-	-	-	-
16	Unloaded from railway cars in Canada	" "	203 903	288 692	-	-	-	-
17	Delivered to other railways in Canada	" "	992	-	-	-	-	-
18	Delivered to United States rail connections	" "	6 851	7 296	-	-	-	-
<b>170. Rapeseed:</b>								
19	Number of railway cars loaded	carloads	13 311	6 857	-	-	-	-
20	Loaded onto railway cars in Canada	metric tonnes	836 192	514 432	-	-	-	-
21	Received from other railways in Canada	" "	21 923	8 852	-	-	-	-
Received from United States rail:								
22	Destined to Canadian points	" "	-	-	-	-	-	3 358
23	Destined to United States points	" "	-	-	-	-	-	-
24	<b>Total freight traffic carried(1)</b>	" "	<b>858 115</b>	<b>523 284</b>	-	-	-	<b>3 358</b>
25	Unloaded from railway cars in Canada	" "	850 683	523 141	-	-	-	3 358
26	Delivered to other railways in Canada	" "	7 433	143	-	-	-	-
27	Delivered to United States rail connections	" "	-	-	-	-	-	-
<b>172. Soyabeans:</b>								
28	Number of railway cars loaded	carloads	8	1	-	-	-	33
29	Loaded onto railway cars in Canada	metric tonnes	556	75	-	-	-	2 971
30	Received from other railways in Canada	" "	-	-	36	-	-	-
Received from United States rail:								
31	Destined to Canadian points	" "	3 599	1 996	-	-	-	9 955
32	Destined to United States points	" "	-	-	-	-	-	-
33	<b>Total freight traffic carried(1)</b>	" "	<b>4 155</b>	<b>2 071</b>	<b>36</b>	-	-	<b>12 926</b>
34	Unloaded from railway cars in Canada	" "	4 155	75	-	-	-	12 926
35	Delivered to other railways in Canada	" "	-	-	36	-	-	-
36	Delivered to United States rail connections	" "	-	1 996	-	-	-	-
<b>174. Oil seeds, oil nuts and oil kernels, n.e.s.:</b>								
37	Number of railway cars loaded	carloads	205	368	-	-	-	-
38	Loaded onto railway cars in Canada	metric tonnes	12 817	24 002	-	-	-	-
39	Received from other railways in Canada	" "	379	2 595	-	-	91	-
Received from United States rail:								
40	Destined to Canadian points	" "	5 851	18 360	-	-	-	-
41	Destined to United States points	" "	136	660	-	-	-	-
42	<b>Total freight traffic carried(1)</b>	" "	<b>19 183</b>	<b>45 617</b>	-	-	<b>91</b>	-
43	Unloaded from railway cars in Canada	" "	14 228	41 687	-	-	-	-
44	Delivered to other railways in Canada	" "	2 512	146	-	-	-	-
45	Delivered to United States rail connections	" "	2 443	3 785	-	-	91	-
<b>176. Rubber and allied gums, natural:</b>								
46	Number of railway cars loaded	carloads	350	462	-	-	-	-
47	Loaded onto railway cars in Canada	metric tonnes	18 311	24 320	-	-	-	-
48	Received from other railways in Canada	" "	112	1 480	-	-	-	-
Received from United States rail:								
49	Destined to Canadian points	" "	151	-	-	-	-	-
50	Destined to United States points	" "	-	-	-	-	-	-
51	<b>Total freight traffic carried(1)</b>	" "	<b>18 574</b>	<b>25 800</b>	-	-	-	-
52	Unloaded from railway cars in Canada	" "	18 081	18 415	-	-	-	-
53	Delivered to other railways in Canada	" "	-	7 384	-	-	-	-
54	Delivered to United States rail connections	" "	493	-	-	-	-	-

See footnote(s) at end of table.

TABLEAU 2. Marchandises payantes transportées par chemin de fer au Canada, 1983

Class II - Classe II				Grand total all Railways	Type de marchandise	No	
Toronto, Hamilton and Buffalo	Ontario Northland	Quebec North Shore and Labrador	All other Tous autres	Total général tous chemins de fer			
					<b>Matières brutes, non comestibles (charge complète):</b>		
					<b>166. Semences, n.d.a.:</b>		
-	-	-	2	325	wagon	Nombre de wagons chargés	1
-	-	-	151	20 733	tonnes métriques	Chargées sur wagons au Canada	2
-	-	-	402	3 308	" "	En provenance d'autres chemins de fer au Canada	3
-	-	-	-	1 107	" "	En provenance des Etats-Unis:	
-	-	-	-	1 059	" "	A destination du Canada	4
-	-	-	-	-	" "	A destination des Etats-Unis	5
-	-	-	<b>553</b>	<b>26 207</b>	" "	<b>Total du trafic marchandises transportées(1)</b>	<b>6</b>
-	-	-	402	20 393	" "	Déchargées du wagon au Canada	7
-	-	-	-	3 062	" "	Remises aux autres chemins de fer au Canada	8
-	-	-	151	2 754	" "	Remises au réseau des Etats-Unis	9
					<b>166. Lin:</b>		
-	-	-	-	7,229	wagon	Nombre de wagons chargés	10
-	-	-	-	505 181	tonnes métriques	Chargées sur wagons au Canada	11
-	-	-	-	1 096	" "	En provenance d'autres chemins de fer au Canada	12
-	-	-	-	-	" "	En provenance des Etats-Unis:	
-	-	-	-	1 456	" "	A destination du Canada	13
-	-	-	-	-	" "	A destination des Etats-Unis	14
-	-	-	-	<b>507 733</b>	" "	<b>Total du trafic marchandises transportées(1)</b>	<b>15</b>
-	-	-	-	492 595	" "	Déchargées du wagon au Canada	16
-	-	-	-	992	" "	Remises aux autres chemins de fer au Canada	17
-	-	-	-	14 147	" "	Remises au réseau des Etats-Unis	18
					<b>170. Colza:</b>		
-	-	-	-	20,166	wagon	Nombre de wagons chargés	19
-	-	-	-	1 350 624	tonnes métriques	Chargées sur wagons au Canada	20
-	-	-	-	30 775	" "	En provenance d'autres chemins de fer au Canada	21
-	-	-	-	-	" "	En provenance des Etats-Unis:	
-	-	-	-	3 356	" "	A destination du Canada	22
-	-	-	-	-	" "	A destination des Etats-Unis	23
-	-	-	-	<b>1 384 757</b>	" "	<b>Total du trafic marchandises transportées(1)</b>	<b>24</b>
-	-	-	-	1 377 182	" "	Déchargées du wagon au Canada	25
-	-	-	-	7 576	" "	Remises aux autres chemins de fer au Canada	26
-	-	-	-	-	" "	Remises au réseau des Etats-Unis	27
					<b>172. Soja:</b>		
-	-	-	-	42	wagon	Nombre de wagons chargés	28
-	-	-	-	3 602	tonnes métriques	Chargées sur wagons au Canada	29
-	-	-	-	36	" "	En provenance d'autres chemins de fer au Canada	30
-	-	-	-	-	" "	En provenance des Etats-Unis:	
-	-	-	-	15 550	" "	A destination du Canada	31
-	-	-	-	-	" "	A destination des Etats-Unis	32
-	-	-	-	<b>19 188</b>	" "	<b>Total du trafic marchandises transportées(1)</b>	<b>33</b>
-	-	-	-	17 156	" "	Déchargées du wagon au Canada	34
-	-	-	-	36	" "	Remises aux autres chemins de fer au Canada	35
-	-	-	-	1 996	" "	Remises au réseau des Etats-Unis	36
					<b>174. Graines oléagineuses, noix oléagineuses et amandes oléagineuses, n.d.a.:</b>		
-	-	-	12	585	wagon	Nombre de wagons chargés	37
-	-	-	793	37 612	tonnes métriques	Chargées sur wagons au Canada	38
-	-	-	251	3 316	" "	En provenance d'autres chemins de fer au Canada	39
-	-	-	-	-	" "	En provenance des Etats-Unis:	
-	-	-	3 670	27 681	" "	A destination du Canada	40
-	-	-	-	796	" "	A destination des Etats-Unis	41
-	-	-	<b>4 714</b>	<b>69 605</b>	" "	<b>Total du trafic marchandises transportées(1)</b>	<b>42</b>
-	-	-	3 666	59 581	" "	Déchargées du wagon au Canada	43
-	-	-	306	2 964	" "	Remises aux autres chemins de fer au Canada	44
-	-	-	743	7 062	" "	Remises au réseau des Etats-Unis	45
					<b>176. Caoutchouc et gommages analogues:</b>		
-	-	-	17	829	wagon	Nombre de wagons chargés	46
-	-	-	911	43 542	tonnes métriques	Chargées sur wagons au Canada	47
368	-	-	30 050	32 200	" "	En provenance d'autres chemins de fer au Canada	48
-	-	-	-	-	" "	En provenance des Etats-Unis:	
-	-	-	802	953	" "	A destination du Canada	49
-	-	-	-	-	" "	A destination des Etats-Unis	50
558	-	-	<b>31 763</b>	<b>76 695</b>	" "	<b>Total du trafic marchandises transportées(1)</b>	<b>51</b>
558	-	-	6 550	43 604	" "	Déchargées du wagon au Canada	52
-	-	-	24 267	31 651	" "	Remises aux autres chemins de fer au Canada	53
-	-	-	946	1 439	" "	Remises au réseau des Etats-Unis	54

Voir note(s) à la fin du tableau.

TABLE 2. Revenue Freight Carried by Railways Within Canada, 1983

No.	Commodity		Class I - Classe I		Class II - Classe II				
			Canadian National	Canadian Pacific	Algoma Central	British Columbia Railway	Canada Southern (Consolidated Rail)	Chesapeake and Ohio	
			Canadien National	Canadien Pacifique					
<b>Crude materials, inedible (C.L.):</b>									
<b>178. Peatmoss and mosses, n.e.s.:</b>									
1	Number of railway cars loaded	carloads	51	301	-	-	-	5	-
2	Loaded onto railway cars in Canada	metric tonnes	1 769	8 723	-	-	-	74	-
3	Received from other railways in Canada	" "	137	-	-	-	-	-	-
	Received from United States rail:								
4	Destined to Canadian points	" "	-	-	-	-	-	-	-
5	Destined to United States points	" "	-	-	-	-	-	-	-
6	<b>Total freight traffic carried(1)</b>	" "	<b>1 906</b>	<b>8 723</b>	-	-	-	<b>74</b>	-
7	Unloaded from railway cars in Canada	" "	137	623	-	-	-	-	-
8	Delivered to other railways in Canada	" "	-	5 215	-	-	-	-	-
9	Delivered to United States rail connections	" "	1 769	2 884	-	-	-	74	-
<b>180. Other crude vegetable materials inedible, n.e.s.:</b>									
10	Number of railway cars loaded	carloads	2	3	-	1	-	-	-
11	Loaded onto railway cars in Canada	metric tonnes	79	122	-	49	-	-	-
12	Received from other railways in Canada	" "	946	568	-	181	-	-	-
	Received from United States rail:								
13	Destined to Canadian points	" "	469	1 489	-	-	-	-	-
14	Destined to United States points	" "	-	-	-	-	-	-	-
15	<b>Total freight traffic carried(1)</b>	" "	<b>1 494</b>	<b>2 179</b>	-	<b>230</b>	-	-	-
16	Unloaded from railway cars in Canada	" "	1 217	2 057	-	230	-	-	-
17	Delivered to other railways in Canada	" "	277	122	-	-	-	-	-
18	Delivered to United States rail connections	" "	-	-	-	-	-	-	-
<b>182. Logs and bolts of wood:</b>									
19	Number of railway cars loaded	carloads	3 370	7 160	1 937	264	-	1	-
20	Loaded onto railway cars in Canada	metric tonnes	180 698	455 646	77 733	17 767	-	24	-
21	Received from other railways in Canada	" "	60	98	-	-	-	-	-
	Received from United States rail:								
22	Destined to Canadian points	" "	660	1 935	-	-	-	-	-
23	Destined to United States points	" "	-	4 166	-	-	-	-	-
24	<b>Total freight traffic carried(1)</b>	" "	<b>181 418</b>	<b>461 845</b>	<b>77 733</b>	<b>17 767</b>	-	<b>24</b>	-
25	Unloaded from railway cars in Canada	" "	180 465	457 634	77 733	17 150	-	-	-
26	Delivered to other railways in Canada	" "	771	45	-	617	-	-	-
27	Delivered to United States rail connections	" "	181	4 166	-	-	-	24	-
<b>184. Fence posts, pitprops and piling of wood:</b>									
28	Number of railway cars loaded	carloads	51	23	-	22	-	-	-
29	Loaded onto railway cars in Canada	metric tonnes	2 285	1 024	-	896	-	-	-
30	Received from other railways in Canada	" "	342	91	-	-	-	-	-
	Received from United States rail:								
31	Destined to Canadian points	" "	41	-	-	-	-	-	-
32	Destined to United States points	" "	-	-	-	-	-	-	-
33	<b>Total freight traffic carried(1)</b>	" "	<b>2 668</b>	<b>1 115</b>	-	<b>896</b>	-	-	-
34	Unloaded from railway cars in Canada	" "	2 541	941	-	256	-	-	-
35	Delivered to other railways in Canada	" "	18	146	-	640	-	-	-
36	Delivered to United States rail connections	" "	109	26	-	-	-	-	-
<b>186. Round timber, n.e.s.:</b>									
37	Number of railway cars loaded	carloads	877	949	-	-	-	-	-
38	Loaded onto railway cars in Canada	metric tonnes	38 925	34 454	-	-	-	-	-
39	Received from other railways in Canada	" "	7 199	4 726	321	-	-	155	-
	Received from United States rail:								
40	Destined to Canadian points	" "	2 355	317	-	-	-	-	-
41	Destined to United States points	" "	106	811	-	-	-	-	203
42	<b>Total freight traffic carried(1)</b>	" "	<b>48 585</b>	<b>40 308</b>	<b>321</b>	-	-	<b>155</b>	<b>203</b>
43	Unloaded from railway cars in Canada	" "	40 137	23 989	321	-	-	155	-
44	Delivered to other railways in Canada	" "	3 340	2 122	-	-	-	-	-
45	Delivered to United States rail connections	" "	5 108	14 197	-	-	-	-	203
<b>188. Pulpwood logs:</b>									
46	Number of railway cars loaded	carloads	30 388	3 298	1 355	2	-	-	-
47	Loaded onto railway cars in Canada	metric tonnes	1 940 098	233 689	65 679	64	-	-	-
48	Received from other railways in Canada	" "	105 098	501 953	-	-	-	-	-
	Received from United States rail:								
49	Destined to Canadian points	" "	-	80	-	-	-	-	-
50	Destined to United States points	" "	19 318	127	-	-	-	-	-
51	<b>Total freight traffic carried(1)</b>	" "	<b>2 064 514</b>	<b>735 849</b>	<b>65 679</b>	<b>64</b>	-	-	-
52	Unloaded from railway cars in Canada	" "	1 492 688	735 505	51 289	64	-	-	-
53	Delivered to other railways in Canada	" "	502 080	54	14 391	-	-	-	-
54	Delivered to United States rail connections	" "	69 747	290	-	-	-	-	-

See footnote(s) at end of table.

TABLEAU 2. Marchandises payantes transportées par chemin de fer au Canada, 1983

Class II - Classe II				Grand total all Railways	Type de marchandise	No
Toronto, Hamilton and Buffalo	Ontario Northland	Quebec North Shore and Labrador	All other Tous autres	Total général tous chemins de fer		
					<b>Matières brutes, non comestibles (charge complète):</b>	
					<b>178. Tourbe et autres mousses, n.d.a.:</b>	
-	-	-	566	923	wagon	1
-	-	-	8 883	19 449	tonnes métriques	2
-	-	-	178	315	" "	3
-	-	-	-	-	En provenance d'autres chemins de fer au Canada	
-	-	-	-	-	En provenance des Etats-Unis:	
-	-	-	-	-	A destination du Canada	4
-	-	-	-	-	A destination des Etats-Unis	5
-	-	-	<b>9 061</b>	<b>19 764</b>	<b>Total du trafic marchandises transportées(1)</b>	<b>6</b>
-	-	-	109	869	Déchargées du wagon au Canada	7
-	-	-	-	5 215	Remises aux autres chemins de fer au Canada	8
-	-	-	8 952	13 679	Remises au réseau des Etats-Unis	9
					<b>180. Autres matières brutes d'origine végétale, non comestibles, n.d.a.:</b>	
-	2	-	-	8	wagon	10
-	18	-	-	268	tonnes métriques	11
-	-	-	122	1 817	" "	12
-	-	-	-	-	En provenance d'autres chemins de fer au Canada	
-	-	-	1 989	3 947	En provenance des Etats-Unis:	
-	-	-	-	-	A destination du Canada	13
-	-	-	-	-	A destination des Etats-Unis	14
-	<b>18</b>	-	<b>2 111</b>	<b>6 032</b>	<b>Total du trafic marchandises transportées(1)</b>	<b>15</b>
-	18	-	921	4 443	Déchargées du wagon au Canada	16
-	-	-	1 190	1 589	Remises aux autres chemins de fer au Canada	17
-	-	-	-	-	Remises au réseau des Etats-Unis	18
					<b>182. Billes et billots de bois:</b>	
-	4 159	-	3	16 894	wagon	19
-	258 923	-	136	990 927	tonnes métriques	20
-	-	-	974	1 132	" "	21
-	-	-	-	-	En provenance d'autres chemins de fer au Canada	
-	-	-	82	2 677	En provenance des Etats-Unis:	
-	-	-	44	4 210	A destination du Canada	22
-	-	-	-	-	A destination des Etats-Unis	23
-	<b>258 923</b>	-	<b>1 236</b>	<b>998 948</b>	<b>Total du trafic marchandises transportées(1)</b>	<b>24</b>
-	258 923	-	126	992 031	Déchargées du wagon au Canada	25
-	-	-	232	1 665	Remises aux autres chemins de fer au Canada	26
-	-	-	878	5 249	Remises au réseau des Etats-Unis	27
					<b>184. Piquets de clôture, étais de mine et pilots en bois:</b>	
-	-	-	4	100	wagon	28
-	-	-	221	4 426	tonnes métriques	29
-	-	-	154	587	" "	30
-	-	-	-	-	En provenance d'autres chemins de fer au Canada	
-	-	-	156	197	En provenance des Etats-Unis:	
-	-	-	-	-	A destination du Canada	31
-	-	-	-	-	A destination des Etats-Unis	32
-	-	-	<b>531</b>	<b>5 210</b>	<b>Total du trafic marchandises transportées(1)</b>	<b>33</b>
-	-	-	156	3 894	Déchargées du wagon au Canada	34
-	-	-	376	1 180	Remises aux autres chemins de fer au Canada	35
-	-	-	-	137	Remises au réseau des Etats-Unis	36
					<b>186. Bois en grume, n.d.a.:</b>	
-	1	-	257	2 084	wagon	37
-	18	-	11 882	85 279	tonnes métriques	38
-	473	-	948	13 822	" "	39
-	-	-	-	-	En provenance d'autres chemins de fer au Canada	
-	-	-	3 029	5 701	En provenance des Etats-Unis:	
-	-	-	-	1 120	A destination du Canada	40
-	-	-	-	-	A destination des Etats-Unis	41
-	<b>491</b>	-	<b>15 859</b>	<b>105 922</b>	<b>Total du trafic marchandises transportées(1)</b>	<b>42</b>
-	491	-	1 670	66 763	Déchargées du wagon au Canada	43
-	-	-	4 594	10 056	Remises aux autres chemins de fer au Canada	44
-	-	-	9 595	29 103	Remises au réseau des Etats-Unis	45
					<b>188. Billes de bois à pâte :</b>	
-	1 860	-	-	36 903	wagon	46
-	111 625	-	-	2 351 155	tonnes métriques	47
-	26 263	-	478	633 792	" "	48
-	-	-	-	-	En provenance d'autres chemins de fer au Canada	
-	-	-	-	-	En provenance des Etats-Unis:	
-	-	-	169	80	A destination du Canada	49
-	-	-	-	19 614	A destination des Etats-Unis	50
-	<b>137 888</b>	-	<b>647</b>	<b>3 004 641</b>	<b>Total du trafic marchandises transportées(1)</b>	<b>51</b>
-	-	-	-	2 279 546	Déchargées du wagon au Canada	52
-	137 888	-	-	654 413	Remises aux autres chemins de fer au Canada	53
-	-	-	647	70 684	Remises au réseau des Etats-Unis	54

Voir note(s) à la fin du tableau.

TABLE 2. Revenue Freight Carried by Railways Within Canada, 1983

No.	Commodity		Class I - Classe I		Class II - Classe II			
			Canadian National	Canadian Pacific	Algoma Central	British Columbia Railway	Canada Southern (Consolidated Rail)	Chesapeake and Ohio
			Canadian National	Canadian Pacific				
<b>Crude materials, inedible (C.L.):</b>								
<b>190. Pulpwood chips:</b>								
1	Number of railway cars loaded	carloads	77 183	23 669	1 418	41 318	-	-
2	Loaded onto railway cars in Canada	metric tonnes	4 166 666	1 150 307	62 604	2 564 926	-	-
3	Received from other railways in Canada	" "	25 672	171 867	25 335	-	-	-
	Received from United States rail:							
4	Destined to Canadian points	" "	3 828	-	-	-	-	-
5	Destined to United States points	" "	2 457	170	-	-	-	-
6	<b>Total freight traffic carried(1)</b>	" "	<b>4 218 623</b>	<b>1 322 344</b>	<b>87 939</b>	<b>2 564 926</b>	-	-
7	Unloaded from railway cars in Canada	" "	4 061 293	1 322 157	-	2 564 694	-	-
8	Delivered to other railways in Canada	" "	151 356	16	87 939	232	-	-
9	Delivered to United States rail connections	" "	5 976	170	-	-	-	-
<b>192. Christmas trees:</b>								
10	Number of railway cars loaded	carloads	25	14	-	-	-	-
11	Loaded onto railway cars in Canada	metric tonnes	450	181	-	-	-	-
12	Received from other railways in Canada	" "	-	-	-	-	-	-
	Received from United States rail:							
13	Destined to Canadian points	" "	-	-	-	-	-	-
14	Destined to United States points	" "	-	-	-	-	-	28
15	<b>Total freight traffic carried(1)</b>	" "	<b>450</b>	<b>181</b>	-	-	-	<b>28</b>
16	Unloaded from railway cars in Canada	" "	19	-	-	-	-	-
17	Delivered to other railways in Canada	" "	9	-	-	-	-	-
18	Delivered to United States rail connections	" "	422	181	-	-	-	28
<b>194. Other crude wood materials, n.e.s.:</b>								
19	Number of railway cars loaded	carloads	68	1	-	-	-	-
20	Loaded onto railway cars in Canada	metric tonnes	2 940	27	-	-	-	-
21	Received from other railways in Canada	" "	115	118	-	-	-	-
	Received from United States rail:							
22	Destined to Canadian points	" "	39	-	-	-	-	-
23	Destined to United States points	" "	-	-	-	-	-	-
24	<b>Total freight traffic carried(1)</b>	" "	<b>3 094</b>	<b>145</b>	-	-	-	-
25	Unloaded from railway cars in Canada	" "	2 981	145	-	-	-	-
26	Delivered to other railways in Canada	" "	46	-	-	-	-	-
27	Delivered to United States rail connections	" "	67	-	-	-	-	-
<b>196. Silk, wool and animal hair:</b>								
28	Number of railway cars loaded	carloads	1	23	-	-	-	-
29	Loaded onto railway cars in Canada	metric tonnes	37	404	-	-	-	-
30	Received from other railways in Canada	" "	-	-	-	-	-	-
	Received from United States rail:							
31	Destined to Canadian points	" "	-	-	-	-	-	-
32	Destined to United States points	" "	-	-	-	-	-	-
33	<b>Total freight traffic carried(1)</b>	" "	<b>37</b>	<b>404</b>	-	-	-	-
34	Unloaded from railway cars in Canada	" "	37	404	-	-	-	-
35	Delivered to other railways in Canada	" "	-	-	-	-	-	-
36	Delivered to United States rail connections	" "	-	-	-	-	-	-
<b>198. Cotton:</b>								
37	Number of railway cars loaded	carloads	-	12	-	-	-	-
38	Loaded onto railway cars in Canada	metric tonnes	-	407	-	-	-	-
39	Received from other railways in Canada	" "	3 674	1 147	-	-	-	-
	Received from United States rail:							
40	Destined to Canadian points	" "	21 450	28 692	-	-	-	-
41	Destined to United States points	" "	-	-	-	-	-	-
42	<b>Total freight traffic carried(1)</b>	" "	<b>25 124</b>	<b>30 246</b>	-	-	-	-
43	Unloaded from railway cars in Canada	" "	21 520	29 953	-	-	-	-
44	Delivered to other railways in Canada	" "	3 604	294	-	-	-	-
45	Delivered to United States rail connections	" "	-	-	-	-	-	-
<b>200. Vegetable and man-made textile fibres, excluding cotton:</b>								
46	Number of railway cars loaded	carloads	386	753	-	-	162	-
47	Loaded onto railway cars in Canada	metric tonnes	14 349	28 494	-	-	6 411	-
48	Received from other railways in Canada	" "	-	-	-	-	17 226	-
	Received from United States rail:							
49	Destined to Canadian points	" "	27	24	-	-	27	-
50	Destined to United States points	" "	907	-	-	-	-	-
51	<b>Total freight traffic carried(1)</b>	" "	<b>15 283</b>	<b>28 518</b>	-	-	<b>23 664</b>	-
52	Unloaded from railway cars in Canada	" "	404	1 317	-	-	27	-
53	Delivered to other railways in Canada	" "	-	21 961	-	-	-	-
54	Delivered to United States rail connections	" "	14 880	5 219	-	-	23 637	-

See footnote(s) at end of table.



TABLEAU 2. Marchandises payantes transportées par chemin de fer au Canada, 1983

Class II - Classe II				Grand total all Railways	Type de marchandise	No	
Toronto, Hamilton and Buffalo	Ontario Northland	Quebec North Shore and Labrador	All other Tous autres	Total général tous chemins de fer			
					<b>Matières brutes, non comestibles (charge complète):</b>		
					<b>190. Copeaux de bois à pâte:</b>		
-	-	-	619	144 207	wagon	Nombre de wagons chargés	1
-	-	-	34 197	7 998 700	tonnes métriques	Chargées sur wagons au Canada	2
-	-	-	-	222 874	" "	En provenance d'autres chemins de fer au Canada	3
-	-	-	55	3 883	" "	En provenance des Etats-Unis:	
-	-	-	62 993	65 620	" "	A destination du Canada	4
-	-	-	97 245	8 291 077	" "	A destination des Etats-Unis	5
-	-	-	-	-	" "	<b>Total du trafic marchandises transportées(1)</b>	6
-	-	-	55	7 948 199	" "	Déchargées du wagon au Canada	7
-	-	-	-	239 543	" "	Remises aux autres chemins de fer au Canada	8
-	-	-	97 190	103 336	" "	Remises au réseau des Etats-Unis	9
					<b>192. Arbres de Noël:</b>		
-	-	-	-	39	wagon	Nombre de wagons chargés	10
-	-	-	-	631	tonnes métriques	Chargées sur wagons au Canada	11
-	-	-	273	273	" "	En provenance d'autres chemins de fer au Canada	12
-	-	-	-	-	" "	En provenance des Etats-Unis:	
-	-	-	308	336	" "	A destination du Canada	13
-	-	-	581	1 240	" "	A destination des Etats-Unis	14
-	-	-	-	-	" "	<b>Total du trafic marchandises transportées(1)</b>	15
-	-	-	-	19	" "	Déchargées du wagon au Canada	16
-	-	-	-	9	" "	Remises aux autres chemins de fer au Canada	17
-	-	-	581	1 212	" "	Remises au réseau des Etats-Unis	18
					<b>194. Autres matières de bois brutes, n.d.a.:</b>		
-	-	-	1	70	wagon	Nombre de wagons chargés	19
-	-	-	41	3 008	tonnes métriques	Chargées sur wagons au Canada	20
-	-	-	97	330	" "	En provenance d'autres chemins de fer au Canada	21
-	-	-	-	-	" "	En provenance des Etats-Unis:	
-	-	-	105	144	" "	A destination du Canada	22
-	-	-	-	-	" "	A destination des Etats-Unis	23
-	-	-	243	3 482	" "	<b>Total du trafic marchandises transportées(1)</b>	24
-	-	-	41	3 167	" "	Déchargées du wagon au Canada	25
-	-	-	105	151	" "	Remises aux autres chemins de fer au Canada	26
-	-	-	97	164	" "	Remises au réseau des Etats-Unis	27
					<b>196. Soie, laine et poil d'origine animale:</b>		
-	-	-	-	24	wagon	Nombre de wagons chargés	28
-	-	-	-	441	tonnes métriques	Chargées sur wagons au Canada	29
-	-	-	67	67	" "	En provenance d'autres chemins de fer au Canada	30
-	-	-	-	-	" "	En provenance des Etats-Unis:	
-	-	-	-	-	" "	A destination du Canada	31
-	-	-	-	-	" "	A destination des Etats-Unis	32
-	-	-	67	508	" "	<b>Total du trafic marchandises transportées(1)</b>	33
-	-	-	67	508	" "	Déchargées du wagon au Canada	34
-	-	-	-	-	" "	Remises aux autres chemins de fer au Canada	35
-	-	-	-	-	" "	Remises au réseau des Etats-Unis	36
					<b>198. Coton:</b>		
-	-	-	-	12	wagon	Nombre de wagons chargés	37
-	-	-	-	407	tonnes métriques	Chargées sur wagons au Canada	38
-	-	-	43	4 864	" "	En provenance d'autres chemins de fer au Canada	39
-	-	-	-	-	" "	En provenance des Etats-Unis:	
-	-	-	676	50 818	" "	A destination du Canada	40
-	-	-	-	-	" "	A destination des Etats-Unis	41
-	-	-	719	56 089	" "	<b>Total du trafic marchandises transportées(1)</b>	42
-	-	-	637	52 110	" "	Déchargées du wagon au Canada	43
-	-	-	82	3 980	" "	Remises aux autres chemins de fer au Canada	44
-	-	-	-	-	" "	Remises au réseau des Etats-Unis	45
					<b>200. Fibres textiles végétales et chimiques (sauf le coton):</b>		
-	-	-	-	1,301	wagon	Nombre de wagons chargés	46
-	-	-	-	49 254	tonnes métriques	Chargées sur wagons au Canada	47
23 234	-	-	-	40 480	" "	En provenance d'autres chemins de fer au Canada	48
-	-	-	-	-	" "	En provenance des Etats-Unis:	
-	-	-	128	206	" "	A destination du Canada	49
-	-	-	-	907	" "	A destination des Etats-Unis	50
23 234	-	-	128	90 827	" "	<b>Total du trafic marchandises transportées(1)</b>	51
6 158	-	-	128	8 034	" "	Déchargées du wagon au Canada	52
17 076	-	-	-	39 057	" "	Remises aux autres chemins de fer au Canada	53
-	-	-	-	43 736	" "	Remises au réseau des Etats-Unis	54

Voir note(s) à la fin du tableau.

TABLE 2. Revenue Freight Carried by Railways Within Canada, 1983

No.	Commodity		Class I - Classe I		Class II - Classe II			
			Canadian National	Canadian Pacific	Algoma Central	British Columbia Railway	Canada Southern (Consolidated Rail)	Chesapeake and Ohio
			Canadian National	Canadian Pacific				
<b>Crude materials, Inedible (C.L.):</b>								
<b>202. Bauxite ore and alumina:</b>								
1	Number of railway cars loaded	carloads	4 109	-	-	-	1	-
2	Loaded onto railway cars in Canada	metric tonnes	336 740	-	-	-	76	-
3	Received from other railways in Canada	" "	166	6 303	-	-	1 030	-
	Received from United States rail:							
4	Destined to Canadian points	" "	10 410	16 373	-	-	5 317	-
5	Destined to United States points	" "	-	408	-	-	-	8 432
6	<b>Total freight traffic carried(1)</b>	" "	<b>347 316</b>	<b>23 084</b>	-	-	<b>6 423</b>	<b>8 432</b>
7	Unloaded from railway cars in Canada	" "	309 983	21 275	-	-	5 745	-
8	Delivered to other railways in Canada	" "	1 740	1 401	-	-	601	-
9	Delivered to United States rail connections	" "	35 592	408	-	-	76	8 432
<b>204. Copper ores and concentrates:</b>								
10	Number of railway cars loaded	carloads	8 238	4 946	-	1 242	-	-
11	Loaded onto railway cars in Canada	metric tonnes	685 380	445 851	-	111 516	-	-
12	Received from other railways in Canada	" "	38 906	-	6 309	-	-	-
	Received from United States rail:							
13	Destined to Canadian points	" "	-	-	-	-	-	-
14	Destined to United States points	" "	-	-	-	-	-	-
15	<b>Total freight traffic carried(1)</b>	" "	<b>724 286</b>	<b>445 851</b>	<b>6 309</b>	<b>111 516</b>	-	-
16	Unloaded from railway cars in Canada	" "	636 204	342 020	-	111 516	-	-
17	Delivered to other railways in Canada	" "	88 082	103 832	6 309	-	-	-
18	Delivered to United States rail connections	" "	-	-	-	-	-	-
<b>206. Copper matte and precipitates:</b>								
19	Number of railway cars loaded	carloads	-	-	-	-	-	-
20	Loaded onto railway cars in Canada	metric tonnes	-	-	-	-	-	-
21	Received from other railways in Canada	" "	428	-	-	-	-	-
	Received from United States rail:							
22	Destined to Canadian points	" "	-	2 990	-	-	2 256	-
23	Destined to United States points	" "	-	-	-	-	-	-
24	<b>Total freight traffic carried(1)</b>	" "	<b>428</b>	<b>2 990</b>	-	-	<b>2 256</b>	-
25	Unloaded from railway cars in Canada	" "	-	-	-	-	-	-
26	Delivered to other railways in Canada	" "	428	2 990	-	-	2 256	-
27	Delivered to United States rail connections	" "	-	-	-	-	-	-
<b>208. Iron ore and concentrates:</b>								
28	Number of railway cars loaded	carloads	13 520	353	14 483	-	-	-
29	Loaded onto railway cars in Canada	metric tonnes	791 196	25 877	1 252 276	-	-	-
30	Received from other railways in Canada	" "	1 576 998	9 424	-	-	-	-
	Received from United States rail:							
31	Destined to Canadian points	" "	1 031	4 184	-	-	-	-
32	Destined to United States points	" "	-	-	-	-	-	-
33	<b>Total freight traffic carried(1)</b>	" "	<b>2 369 225</b>	<b>39 485</b>	<b>1 252 276</b>	-	-	-
34	Unloaded from railway cars in Canada	" "	2 353 359	38 385	1 242 702	-	-	-
35	Delivered to other railways in Canada	" "	15 866	-	9 574	-	-	-
36	Delivered to United States rail connections	" "	-	1 100	-	-	-	-
<b>210. Lead ore and concentrates:</b>								
37	Number of railway cars loaded	carloads	4 028	2 643	-	-	-	-
38	Loaded onto railway cars in Canada	metric tonnes	327 871	204 620	-	-	-	-
39	Received from other railways in Canada	" "	16 025	42 415	-	-	-	-
	Received from United States rail:							
40	Destined to Canadian points	" "	-	31 607	-	-	-	-
41	Destined to United States points	" "	-	-	-	-	-	-
42	<b>Total freight traffic carried(1)</b>	" "	<b>343 896</b>	<b>278 642</b>	-	-	-	-
43	Unloaded from railway cars in Canada	" "	295 742	262 321	-	-	-	-
44	Delivered to other railways in Canada	" "	31 073	9 222	-	-	-	-
45	Delivered to United States rail connections	" "	17 080	7 100	-	-	-	-
<b>212. Manganese ore:</b>								
46	Number of railway cars loaded	carloads	2	1	-	-	-	-
47	Loaded onto railway cars in Canada	metric tonnes	115	56	-	-	-	-
48	Received from other railways in Canada	" "	93	335	-	-	-	-
	Received from United States rail:							
49	Destined to Canadian points	" "	1 871	1 200	-	-	333	-
50	Destined to United States points	" "	-	-	-	-	-	-
51	<b>Total freight traffic carried(1)</b>	" "	<b>2 079</b>	<b>1 591</b>	-	-	<b>333</b>	-
52	Unloaded from railway cars in Canada	" "	1 723	1 546	-	-	-	-
53	Delivered to other railways in Canada	" "	311	45	-	-	333	-
54	Delivered to United States rail connections	" "	45	-	-	-	-	-

See footnote(s) at end of table

TABLEAU 2. Marchandises payantes transportées par chemin de fer au Canada, 1983

Class II - Classe II				Grand total all Railways	Type de marchandise	No
Toronto, Hamilton and Buffalo	Ontario Northland	Quebec North Shore and Labrador	All other Tous autres	Total général tous chemins de fer		
<b>Matières brutes, non comestibles (charge complète):</b>						
<b>202. Minerais de bauxite et alumine:</b>						
-	-	-	36.155	40.265	wagon	1
-	-	-	2 712 994	3 049 810	tonnes métriques	2
1 377	2 626	-	5 881	17 383	" "	3
-	-	-	626	32 726	" "	4
-	-	-	-	8 840	" "	5
1 377	2 626	-	2 719 501	3 108 759	" "	6
1 377	2 626	-	2 616 654	2 957 660	" "	7
-	-	-	97 059	100 801	" "	8
-	-	-	5 788	50 296	" "	9
<b>204. Minerais et concentrés de cuivre:</b>						
-	2.762	-	62	17.250	wagon	10
-	239 914	-	5 347	1 488 008	tonnes métriques	11
-	184 691	-	-	229 906	" "	12
-	-	-	-	-	" "	13
-	-	-	-	-	" "	14
-	424 605	-	5 347	1 717 914	" "	15
-	386 602	-	-	1 476 342	" "	16
-	38 003	-	-	236 226	" "	17
-	-	-	5 347	5 347	" "	18
<b>206. Matte et précipités de cuivre:</b>						
-	-	-	-	-	wagon	19
-	-	-	-	-	tonnes métriques	20
-	1 563	-	-	1 991	" "	21
-	-	-	-	-	" "	22
-	-	-	-	5 246	" "	23
-	1 563	-	-	7 237	" "	24
-	1 563	-	-	1 563	" "	25
-	-	-	-	5 674	" "	26
-	-	-	-	-	" "	27
<b>208. Minerais et concentrés de fer:</b>						
-	18.518	113.199	159.983	320.056	wagon	26
-	1 664 794	11 768 144	14 773 624	30 275 911	tonnes métriques	29
-	-	4 193 413	4 201 938	9 981 773	" "	30
-	-	-	265	5 480	" "	31
-	-	-	-	-	" "	32
-	1 664 794	15 961 557	18 975 827	40 263 164	" "	33
-	-	11 768 144	14 782 208	30 184 798	" "	34
-	1 664 794	4 193 413	4 193 619	10 077 266	" "	35
-	-	-	-	1 100	" "	36
<b>210. Minerais et concentrés de plomb:</b>						
-	271	-	-	6.942	wagon	37
-	23 488	-	-	555 979	tonnes métriques	38
-	59	-	10 237	68 736	" "	39
-	-	-	-	-	" "	40
-	-	-	-	31 607	" "	41
-	23 547	-	10 237	656 322	" "	42
-	59	-	4 593	562 715	" "	43
-	23 488	-	-	63 783	" "	44
-	-	-	5 644	29 624	" "	45
<b>212. Minerais de manganèse:</b>						
-	-	-	-	3	wagon	46
-	-	-	-	171	tonnes métriques	47
336	501	-	-	1 265	" "	48
-	-	-	-	-	" "	49
-	-	-	387	3 791	" "	50
336	501	-	387	5 227	" "	51
-	501	-	340	4 110	" "	52
336	-	-	47	1 072	" "	53
-	-	-	-	45	" "	54

Voir note(s) à la fin du tableau.

TABLE 2. Revenue Freight Carried by Railways Within Canada, 1983

Commodity		Class I - Classe I		Class II - Classe II			
		Canadian National Canadien National	Canadian Pacific Canadien Pacifique	Algoma Central	British Columbia Railway	Canada Southern (Consolidated Rail)	Chesapeake and Ohio
<b>Crude materials, inedible (C.L.):</b>							
<b>214. Nickel, copper ores and concentrates:</b>							
1	Number of railway cars loaded	carloads	4,794	31,861	-	-	-
2	Loaded onto railway cars in Canada	metric tonnes	340 844	2 396 673	-	-	-
3	Received from other railways in Canada	" "	-	-	-	-	-
	Received from United States rail:	" "	-	-	-	-	-
4	Destined to Canadian points	" "	-	-	-	-	-
5	Destined to United States points	" "	-	-	-	-	-
6	<b>Total freight traffic carried(1)</b>	" "	<b>340 844</b>	<b>2 396 673</b>	-	-	-
7	Unloaded from railway cars in Canada	" "	340 844	2 392 613	-	-	-
8	Delivered to other railways in Canada	" "	-	4 060	-	-	-
9	Delivered to United States rail connections	" "	-	-	-	-	-
<b>216. Nickel ore and concentrates:</b>							
10	Number of railway cars loaded	carloads	-	-	-	-	-
11	Loaded onto railway cars in Canada	metric tonnes	-	-	-	-	-
12	Received from other railways in Canada	" "	-	-	-	-	-
	Received from United States rail:	" "	-	-	-	-	-
13	Destined to Canadian points	" "	-	-	-	-	-
14	Destined to United States points	" "	-	-	-	-	-
15	<b>Total freight traffic carried(1)</b>	" "	-	-	-	-	-
16	Unloaded from railway cars in Canada	" "	-	-	-	-	-
17	Delivered to other railways in Canada	" "	-	-	-	-	-
18	Delivered to United States rail connections	" "	-	-	-	-	-
<b>218. Matte, nickel, copper-nickel or nickel-iron chromium alloy:</b>							
19	Number of railway cars loaded	carloads	712	397	-	-	-
20	Loaded onto railway cars in Canada	metric tonnes	61 272	35 699	-	-	-
21	Received from other railways in Canada	" "	-	-	-	-	-
	Received from United States rail:	" "	-	-	-	-	-
22	Destined to Canadian points	" "	-	-	-	-	-
23	Destined to United States points	" "	-	-	-	-	-
24	<b>Total freight traffic carried(1)</b>	" "	<b>61 272</b>	<b>35 699</b>	-	-	-
25	Unloaded from railway cars in Canada	" "	61 272	29 177	-	-	-
26	Delivered to other railways in Canada	" "	-	6 522	-	-	-
27	Delivered to United States rail connections	" "	-	-	-	-	-
<b>220. Tungsten ore and concentrates:</b>							
28	Number of railway cars loaded	carloads	13	-	-	-	-
29	Loaded onto railway cars in Canada	metric tonnes	777	-	-	-	-
30	Received from other railways in Canada	" "	-	-	-	-	-
	Received from United States rail:	" "	-	-	-	-	-
31	Destined to Canadian points	" "	-	-	-	-	-
32	Destined to United States points	" "	-	-	-	-	-
33	<b>Total freight traffic carried(1)</b>	" "	<b>777</b>	-	-	-	-
34	Unloaded from railway cars in Canada	" "	-	-	-	-	-
35	Delivered to other railways in Canada	" "	-	-	-	-	-
36	Delivered to United States rail connections	" "	777	-	-	-	-
<b>222. Zinc ore and concentrates:</b>							
37	Number of railway cars loaded	carloads	13,723	1,823	-	-	-
38	Loaded onto railway cars in Canada	metric tonnes	1 123 999	129 345	-	-	-
39	Received from other railways in Canada	" "	8 987	327 403	-	-	-
	Received from United States rail:	" "	-	-	-	-	-
40	Destined to Canadian points	" "	-	101 968	-	-	-
41	Destined to United States points	" "	-	-	-	-	-
42	<b>Total freight traffic carried(1)</b>	" "	<b>1 132 986</b>	<b>558 716</b>	-	-	-
43	Unloaded from railway cars in Canada	" "	985 307	555 055	-	-	-
44	Delivered to other railways in Canada	" "	147 679	3 337	-	-	-
45	Delivered to United States rail connections	" "	-	328	-	-	-
<b>224. Lead and zinc ores and concentrates:</b>							
46	Number of railway cars loaded	carloads	2	-	-	-	-
47	Loaded onto railway cars in Canada	metric tonnes	147	-	-	-	-
48	Received from other railways in Canada	" "	-	525	-	-	-
	Received from United States rail:	" "	-	-	-	-	-
49	Destined to Canadian points	" "	-	13 442	-	-	-
50	Destined to United States points	" "	-	-	-	-	-
51	<b>Total freight traffic carried(1)</b>	" "	<b>147</b>	<b>13 967</b>	-	-	-
52	Unloaded from railway cars in Canada	" "	147	13 967	-	-	-
53	Delivered to other railways in Canada	" "	-	-	-	-	-
54	Delivered to United States rail connections	" "	-	-	-	-	-

See footnote(s) at end of table.

TABLEAU 2. Marchandises payantes transportées par chemin de fer au Canada, 1983

Class II - Classe II				Grand total all Railways Total général tous chemins de fer	Type de marchandise	No
Toronto, Hamilton and Buffalo	Ontario Northland	Quebec North Shore and Labrador	All other Tous autres			
					<b>Matières brutes, non comestibles (charge complète):</b>	
					<b>214. Minerais et concentrés de nickel et de cuivre:</b>	
				36 655	wagon	Nombre de wagons chargés
				2 737 517	tonnes métriques	Chargées sur wagons au Canada
					" "	En provenance d'autres chemins de fer au Canada
					" "	En provenance des Etats-Unis:
					" "	A destination du Canada
					" "	A destination des Etats-Unis
				<b>2 737 517</b>	" "	<b>Total du trafic marchandises transportées(1)</b>
				2 733 457	" "	Déchargées du wagon au Canada
				4 060	" "	Remises aux autres chemins de fer au Canada
					" "	Remises au réseau des Etats-Unis
						<b>216. Minerais et concentrés de nickel:</b>
					wagon	Nombre de wagons chargés
					tonnes métriques	Chargées sur wagons au Canada
					" "	En provenance d'autres chemins de fer au Canada
					" "	En provenance des Etats-Unis:
					" "	A destination du Canada
					" "	A destination des Etats-Unis
					" "	<b>Total du trafic marchandises transportées(1)</b>
					" "	Déchargées du wagon au Canada
					" "	Remises aux autres chemins de fer au Canada
					" "	Remises au réseau des Etats-Unis
						<b>218. Matières et alliages de nickel (cuivre-nickel et nickel-chrome-fer):</b>
				1 109	wagon	Nombre de wagons chargés
				96 971	tonnes métriques	Chargées sur wagons au Canada
6 097				6 097	" "	En provenance d'autres chemins de fer au Canada
					" "	En provenance des Etats-Unis:
					" "	A destination du Canada
					" "	A destination des Etats-Unis
				<b>103 068</b>	" "	<b>Total du trafic marchandises transportées(1)</b>
				96 546	" "	Déchargées du wagon au Canada
6 097				6 522	" "	Remises aux autres chemins de fer au Canada
					" "	Remises au réseau des Etats-Unis
						<b>220. Minerais et concentrés de tungstène:</b>
				13	wagon	Nombre de wagons chargés
				777	tonnes métriques	Chargées sur wagons au Canada
					" "	En provenance d'autres chemins de fer au Canada
					" "	En provenance des Etats-Unis:
					" "	A destination du Canada
					" "	A destination des Etats-Unis
				<b>777</b>	" "	<b>Total du trafic marchandises transportées(1)</b>
					" "	Déchargées du wagon au Canada
					" "	Remises aux autres chemins de fer au Canada
				<b>777</b>	" "	Remises au réseau des Etats-Unis
						<b>222. Minerais et concentrés de zinc:</b>
	2 109			17 855	wagon	Nombre de wagons chargés
	182 263			1 435 607	tonnes métriques	Chargées sur wagons au Canada
			3 377	339 767	" "	En provenance d'autres chemins de fer au Canada
					" "	En provenance des Etats-Unis:
			33 039	135 007	" "	A destination du Canada
					" "	A destination des Etats-Unis
	<b>182 263</b>		<b>36 416</b>	<b>1 910 381</b>	" "	<b>Total du trafic marchandises transportées(1)</b>
			36 418	1 576 778	" "	Déchargées du wagon au Canada
	182 263			333 279	" "	Remises aux autres chemins de fer au Canada
				326	" "	Remises au réseau des Etats-Unis
						<b>224. Minerais et concentrés de plomb et de zinc:</b>
				2	wagon	Nombre de wagons chargés
				147	tonnes métriques	Chargées sur wagons au Canada
				525	" "	En provenance d'autres chemins de fer au Canada
					" "	En provenance des Etats-Unis:
			549	13 991	" "	A destination du Canada
					" "	A destination des Etats-Unis
			<b>549</b>	<b>14 663</b>	" "	<b>Total du trafic marchandises transportées(1)</b>
			549	14 663	" "	Déchargées du wagon au Canada
					" "	Remises aux autres chemins de fer au Canada
					" "	Remises au réseau des Etats-Unis

Voir note(s) à la fin du tableau.

TABLE 2. Revenue Freight Carried by Railways Within Canada, 1983

No.	Commodity		Class I - Classe I		Class II - Classe II			
			Canadian National Canadien National	Canadian Pacific Canadien Pacifique	Algoma Central	British Columbia Railway	Canada Southern (Consolidated Rail)	Chesapeake and Ohio
<b>Crude materials, inedible (C.L.):</b>								
<b>226. Metallic ores and concentrates, n.e.s.:</b>								
1	Number of railway cars loaded	carloads	175	-	-	89	-	-
2	Loaded onto railway cars in Canada	metric tonnes	13 813	-	-	7 192	-	-
3	Received from other railways in Canada	" "	-	1 236	-	250	-	-
4	Received from United States rail:							
5	Destined to Canadian points	" "	365	904	-	-	4 788	-
6	Destined to United States points	" "	-	-	-	-	-	3 361
8	<b>Total freight traffic carried(1)</b>	" "	<b>14 178</b>	<b>2 140</b>	-	<b>7 442</b>	<b>4 788</b>	<b>3 361</b>
7	Unloaded from railway cars in Canada	" "	2 600	2 097	-	6 506	3 357	-
8	Delivered to other railways in Canada	" "	503	44	-	938	1 432	-
9	Delivered to United States rail connections	" "	11 075	-	-	-	-	3 361
<b>228. Iron and steel scrap:</b>								
10	Number of railway cars loaded	carloads	13 720	5 668	838	94	791	71
11	Loaded onto railway cars in Canada	metric tonnes	789 374	330 623	56 999	6 357	53 541	4 827
12	Received from other railways in Canada	" "	128 181	104 241	1 101	-	2 666	-
13	Received from United States rail:							
14	Destined to Canadian points	" "	92 360	77 056	-	-	65 337	35 818
15	Destined to United States points	" "	1 059	189	-	-	-	7 552
14	<b>Total freight traffic carried(1)</b>	" "	<b>1 010 974</b>	<b>512 089</b>	<b>58 100</b>	<b>6 357</b>	<b>121 544</b>	<b>47 997</b>
16	Unloaded from railway cars in Canada	" "	970 478	456 895	7 080	4 115	36 140	35 818
17	Delivered to other railways in Canada	" "	16 894	29 210	51 021	1 612	29 273	1 032
18	Delivered to United States rail connections	" "	23 602	26 014	-	630	56 131	11 347
<b>230. Non-ferrous metal scrap, including precious metal scrap:</b>								
19	Number of railway cars loaded	carloads	747	82	-	-	14	-
20	Loaded onto railway cars in Canada	metric tonnes	38 386	4 382	-	-	276	-
21	Received from other railways in Canada	" "	1 390	1 675	56	-	1 065	-
22	Received from United States rail:							
23	Destined to Canadian points	" "	5 983	6 049	-	-	1 937	-
24	Destined to United States points	" "	664	861	-	-	-	702
24	<b>Total freight traffic carried(1)</b>	" "	<b>46 423</b>	<b>12 967</b>	<b>56</b>	-	<b>3 278</b>	<b>702</b>
25	Unloaded from railway cars in Canada	" "	28 827	4 579	56	-	-	-
26	Delivered to other railways in Canada	" "	2 392	7 150	-	-	1 937	-
27	Delivered to United States rail connections	" "	15 204	1 237	-	-	1 341	702
<b>232. Slags, drosses and other by-products, n.e.s.:</b>								
28	Number of railway cars loaded	carloads	301	29	970	-	1	-
29	Loaded onto railway cars in Canada	metric tonnes	18 715	1 548	82 399	-	66	-
30	Received from other railways in Canada	" "	7 958	5 205	-	-	478	-
31	Received from United States rail:							
32	Destined to Canadian points	" "	6 251	380	-	-	-	2 435
33	Destined to United States points	" "	-	27	-	-	-	-
33	<b>Total freight traffic carried(1)</b>	" "	<b>32 924</b>	<b>7 180</b>	<b>82 399</b>	-	<b>544</b>	<b>2 435</b>
34	Unloaded from railway cars in Canada	" "	14 117	3 981	82 399	-	-	-
35	Delivered to other railways in Canada	" "	4 141	1 026	-	-	-	-
36	Delivered to United States rail connections	" "	14 666	2 153	-	-	544	2 435
<b>236. Anthracite coal:</b>								
37	Number of railway cars loaded	carloads	2	-	-	-	-	-
38	Loaded onto railway cars in Canada	metric tonnes	178	-	-	-	-	-
39	Received from other railways in Canada	" "	1 277	5 457	-	-	-	-
40	Received from United States rail:							
41	Destined to Canadian points	" "	13 999	1 433	-	-	7 168	-
42	Destined to United States points	" "	442	539	-	-	-	337
42	<b>Total freight traffic carried(1)</b>	" "	<b>15 896</b>	<b>7 429</b>	-	-	<b>7 168</b>	<b>337</b>
43	Unloaded from railway cars in Canada	" "	14 405	6 618	-	-	6 817	-
44	Delivered to other railways in Canada	" "	116	-	-	-	350	-
45	Delivered to United States rail connections	" "	1 374	811	-	-	-	337
<b>238. Bituminous coal:</b>								
46	Number of railway cars loaded	carloads	84 450	129 680	-	-	-	-
47	Loaded onto railway cars in Canada	metric tonnes	7 470 522	12 104 442	-	-	-	-
48	Received from other railways in Canada	" "	70 407	1 931	131	-	-	-
49	Received from United States rail:							
50	Destined to Canadian points	" "	52 558	4 751	-	-	590	-
51	Destined to United States points	" "	-	77	-	-	-	28 770
51	<b>Total freight traffic carried(1)</b>	" "	<b>7 593 487</b>	<b>12 111 201</b>	<b>131</b>	-	<b>590</b>	<b>28 770</b>
52	Unloaded from railway cars in Canada	" "	7 568 623	12 042 186	-	-	-	-
53	Delivered to other railways in Canada	" "	24 706	68 939	131	-	590	-
54	Delivered to United States rail connections	" "	155	77	-	-	-	28 770

See footnote(s) at end of table.

TABLEAU 2. Marchandises payantes transportées par chemin de fer au Canada, 1983

Class II - Classe II				Grand total all Railways Total général tous chemins de fer	Type de marchandise	No	
Toronto, Hamilton and Buffalo	Ontario Northland	Quebec North Shore and Labrador	All other Tous autres				
				<b>Matières brutes, non comestibles (charge complète):</b>			
				<b>226. Minerais et concentrés métalliques, n.d.s.:</b>			
129	-	-	-	392	wagon	Nombre de wagons chargés	1
9 261	-	-	-	30 266	tonnes métriques	Chargées sur wagons au Canada	2
1 432	-	-	159	3 077	" "	En provenance d'autres chemins de fer au Canada	3
-	-	-	-	6 057	" "	En provenance des Etats-Unis:	
-	-	-	-	3 361	" "	A destination du Canada	4
-	-	-	-	3 361	" "	A destination des Etats-Unis	5
<b>10 693</b>	-	-	<b>159</b>	<b>42 761</b>	" "	<b>Total du trafic marchandises transportées(1)</b>	<b>6</b>
5 045	-	-	45	19 650	" "	Déchargées du wagon au Canada	7
5 849	-	-	-	8 564	" "	Remises aux autres chemins de fer au Canada	8
-	-	-	114	14 550	" "	Remises au réseau des Etats-Unis	9
				<b>228. Ferraille de fer et d'acier:</b>			
1,685	67	-	255	23,189	wagon	Nombre de wagons chargés	10
95 245	5 103	-	14 108	1 356 177	tonnes métriques	Chargées sur wagons au Canada	11
29 745	3 548	-	28 372	297 854	" "	En provenance d'autres chemins de fer au Canada	12
-	-	-	-	-	" "	En provenance des Etats-Unis:	
-	-	-	84 256	354 827	" "	A destination du Canada	13
-	-	-	-	8 790	" "	A destination des Etats-Unis	14
<b>124 990</b>	<b>8 651</b>	-	<b>126 736</b>	<b>2 017 438</b>	" "	<b>Total du trafic marchandises transportées(1)</b>	<b>15</b>
61 433	3 490	-	8 720	1 583 939	" "	Déchargées du wagon au Canada	16
63 557	5 161	-	78 681	276 441	" "	Remises aux autres chemins de fer au Canada	17
-	-	-	39 335	157 059	" "	Remises au réseau des Etats-Unis	18
				<b>230. Déchets de métaux non ferreux, y compris les déchets de métaux précieux:</b>			
-	18	-	133	994	wagon	Nombre de wagons chargés	19
-	1 205	-	9 870	54 119	tonnes métriques	Chargées sur wagons au Canada	20
2 054	13 077	-	4 918	24 235	" "	En provenance d'autres chemins de fer au Canada	21
-	-	-	-	-	" "	En provenance des Etats-Unis:	
-	-	-	3 749	17 718	" "	A destination du Canada	22
-	-	-	-	2 227	" "	A destination des Etats-Unis	23
<b>2 054</b>	<b>14 282</b>	-	<b>18 537</b>	<b>98 299</b>	" "	<b>Total du trafic marchandises transportées(1)</b>	<b>24</b>
-	12 415	-	2 020	47 897	" "	Déchargées du wagon au Canada	25
2 054	1 867	-	2 359	17 759	" "	Remises aux autres chemins de fer au Canada	26
-	-	-	14 159	32 643	" "	Remises au réseau des Etats-Unis	27
				<b>232. Cendres, scories et autres résidus, n.d.s.:</b>			
43	133	-	9	1,486	wagon	Nombre de wagons chargés	28
3 064	10 953	-	383	117 128	tonnes métriques	Chargées sur wagons au Canada	29
7 468	5 535	-	2 159	28 803	" "	En provenance d'autres chemins de fer au Canada	30
-	-	-	-	-	" "	En provenance des Etats-Unis:	
-	-	-	-	6 631	" "	A destination du Canada	31
-	-	-	-	2 462	" "	A destination des Etats-Unis	32
<b>10 532</b>	<b>18 488</b>	-	<b>2 542</b>	<b>155 024</b>	" "	<b>Total du trafic marchandises transportées(1)</b>	<b>33</b>
-	5 879	-	-	106 376	" "	Déchargées du wagon au Canada	34
10 532	10 609	-	288	26 596	" "	Remises aux autres chemins de fer au Canada	35
-	-	-	2 254	22 052	" "	Remises au réseau des Etats-Unis	36
				<b>236. Anthracite:</b>			
-	-	-	-	2	wagon	Nombre de wagons chargés	37
-	-	-	-	178	tonnes métriques	Chargées sur wagons au Canada	38
230	327	-	91	7 382	" "	En provenance d'autres chemins de fer au Canada	39
-	-	-	-	-	" "	En provenance des Etats-Unis:	
-	-	-	16 596	39 196	" "	A destination du Canada	40
-	-	-	503	1 821	" "	A destination des Etats-Unis	41
<b>230</b>	<b>327</b>	-	<b>17 190</b>	<b>48 577</b>	" "	<b>Total du trafic marchandises transportées(1)</b>	<b>42</b>
-	327	-	-	28 167	" "	Déchargées du wagon au Canada	43
230	-	-	17 099	17 795	" "	Remises aux autres chemins de fer au Canada	44
-	-	-	91	2 613	" "	Remises au réseau des Etats-Unis	45
				<b>238. Houille grasse:</b>			
-	-	-	84,420	278,550	wagon	Nombre de wagons chargés	46
-	-	-	4 606 666	24 181 630	tonnes métriques	Chargées sur wagons au Canada	47
594	32 803	-	28 426	134 289	" "	En provenance d'autres chemins de fer au Canada	48
-	-	-	-	-	" "	En provenance des Etats-Unis:	
-	-	-	15 345	73 244	" "	A destination du Canada	49
-	-	-	-	28 847	" "	A destination des Etats-Unis	50
<b>594</b>	<b>32 803</b>	-	<b>4 650 437</b>	<b>24 418 010</b>	" "	<b>Total du trafic marchandises transportées(1)</b>	<b>51</b>
-	27 102	-	4 633 388	24 271 299	" "	Déchargées du wagon au Canada	52
594	5 701	-	10 219	110 879	" "	Remises aux autres chemins de fer au Canada	53
-	-	-	6 830	35 832	" "	Remises au réseau des Etats-Unis	54

Voir note(s) à la fin du tableau.

TABLE 2. Revenue Freight Carried by Railways Within Canada, 1983

No.	Commodity		Class I - Classe I		Class II - Classe II			
			Canadian National Canadien National	Canadian Pacific Canadien Pacifique	Algoma Central	British Columbia Railway	Canada Southern (Consolidated Rail)	Chesapeake and Ohio
<b>Crude materials, inedible (C.L.):</b>								
<b>240. Lignite coal:</b>								
1	Number of railway cars loaded	carloads	2 845	11 993	-	-	-	-
2	Loaded onto railway cars in Canada	metric tonnes	192 326	1 042 471	-	-	-	-
3	Received from other railways in Canada	" "	127	33	-	-	-	-
Received from United States rail:								
4	Destined to Canadian points	" "	56	-	-	-	-	-
5	Destined to United States points	" "	-	-	-	-	-	-
6	<b>Total freight traffic carried(1)</b>	" "	<b>192 509</b>	<b>1 042 504</b>	-	-	-	-
7	Unloaded from railway cars in Canada	" "	191 921	1 042 504	-	-	-	-
8	Delivered to other railways in Canada	" "	33	-	-	-	-	-
9	Delivered to United States rail connections	" "	555	-	-	-	-	-
<b>242. Coal, n.e.s.:</b>								
10	Number of railway cars loaded	carloads	2	112	-	-	-	-
11	Loaded onto railway cars in Canada	metric tonnes	113	7 865	-	-	-	-
12	Received from other railways in Canada	" "	248	171	-	-	-	-
Received from United States rail:								
13	Destined to Canadian points	" "	4 453	2 533	-	-	461	-
14	Destined to United States points	" "	-	-	-	-	-	4 799
15	<b>Total freight traffic carried(1)</b>	" "	<b>4 814</b>	<b>10 569</b>	-	-	<b>461</b>	<b>4 799</b>
16	Unloaded from railway cars in Canada	" "	4 701	2 624	-	-	461	-
17	Delivered to other railways in Canada	" "	27	7 946	-	-	-	-
18	Delivered to United States rail connections	" "	86	-	-	-	-	4 799
<b>244. Crude mineral oils (petroleum):</b>								
19	Number of railway cars loaded	carloads	2	666	-	-	1	-
20	Loaded onto railway cars in Canada	metric tonnes	123	50 165	-	-	73	-
21	Received from other railways in Canada	" "	-	-	-	-	-	-
Received from United States rail:								
22	Destined to Canadian points	" "	129	-	-	-	-	-
23	Destined to United States points	" "	-	-	-	-	-	-
24	<b>Total freight traffic carried(1)</b>	" "	<b>252</b>	<b>50 165</b>	-	-	<b>73</b>	-
25	Unloaded from railway cars in Canada	" "	252	50 165	-	-	-	-
26	Delivered to other railways in Canada	" "	-	-	-	-	-	-
27	Delivered to United States rail connections	" "	-	-	-	-	73	-
<b>246. Natural gas and other bituminous substances:</b>								
28	Number of railway cars loaded	carloads	-	144	-	-	-	-
29	Loaded onto railway cars in Canada	metric tonnes	-	10 467	-	-	-	-
30	Received from other railways in Canada	" "	145	-	-	-	-	-
Received from United States rail:								
31	Destined to Canadian points	" "	-	-	-	-	-	-
32	Destined to United States points	" "	-	-	-	-	-	-
33	<b>Total freight traffic carried(1)</b>	" "	<b>145</b>	<b>10 467</b>	-	-	-	-
34	Unloaded from railway cars in Canada	" "	-	10 390	-	-	-	-
35	Delivered to other railways in Canada	" "	-	-	-	-	-	-
36	Delivered to United States rail connections	" "	145	77	-	-	-	-
<b>248. Asbestos, unmanufactured, crude and fibre:</b>								
37	Number of railway cars loaded	carloads	862	1 145	-	22	-	-
38	Loaded onto railway cars in Canada	metric tonnes	49 060	65 860	-	1 324	-	-
39	Received from other railways in Canada	" "	804	56	-	-	-	-
Received from United States rail:								
40	Destined to Canadian points	" "	-	849	-	-	-	-
41	Destined to United States points	" "	-	1 907	-	-	-	-
42	<b>Total freight traffic carried(1)</b>	" "	<b>49 864</b>	<b>68 672</b>	-	<b>1 324</b>	-	-
43	Unloaded from railway cars in Canada	" "	10 440	21 129	-	1 324	-	-
44	Delivered to other railways in Canada	" "	75	15 851	-	-	-	-
45	Delivered to United States rail connections	" "	39 348	31 692	-	-	-	-
<b>250. Clay:</b>								
46	Number of railway cars loaded	carloads	13	726	-	-	-	-
47	Loaded onto railway cars in Canada	metric tonnes	714	50 627	-	-	-	-
48	Received from other railways in Canada	" "	7 145	53 421	288	136	51	-
Received from United States rail:								
49	Destined to Canadian points	" "	149 127	135 256	-	-	3 201	889
50	Destined to United States points	" "	19 276	722	-	-	-	620
51	<b>Total freight traffic carried(1)</b>	" "	<b>176 262</b>	<b>240 028</b>	<b>288</b>	<b>136</b>	<b>3 252</b>	<b>1 507</b>
52	Unloaded from railway cars in Canada	" "	155 383	220 844	-	136	75	596
53	Delivered to other railways in Canada	" "	1 575	14 916	288	-	3 126	282
54	Delivered to United States rail connections	" "	19 304	4 266	-	-	51	620

See footnote(s) at end of table.



TABLEAU 2. Marchandises payantes transportées par chemin de fer au Canada, 1983

Class II - Classe II				Grand total all Railways	Type de marchandise	No
Toronto, Hamilton and Buffalo	Ontario Northland	Quebec North Shore and Labrador	All other Tous autres	Total général tous chemins de fer		
					<b>Matières brutes, non comestibles (charge complète):</b>	
					<b>240. Lignite:</b>	
				14,838	wagon	Nombre de wagons chargés
				1 234 787	tonnes métriques	Chargées sur wagons au Canada
				160	" "	En provenance d'autres chemins de fer au Canada
				56	" "	En provenance des Etats-Unis:
					" "	A destination du Canada
					" "	A destination des Etats-Unis
				<b>1 235 013</b>	" "	<b>Total du trafic marchandises transportées(1)</b>
				1 234 425	" "	Déchargées du wagon au Canada
				33	" "	Remises aux autres chemins de fer au Canada
				555	" "	Remises au réseau des Etats-Unis
						<b>242. Houille, n.d.a.:</b>
			102	216	wagon	Nombre de wagons chargés
			7 174	15 152	tonnes métriques	Chargées sur wagons au Canada
	6 654		38	7 111	" "	En provenance d'autres chemins de fer au Canada
					" "	En provenance des Etats-Unis:
			1 323	8 770	" "	A destination du Canada
				4 799	" "	A destination des Etats-Unis
	<b>6 654</b>		<b>8 535</b>	<b>35 832</b>	" "	<b>Total du trafic marchandises transportées(1)</b>
	6 654		1 157	15 597	" "	Déchargées du wagon au Canada
			204	8 177	" "	Remises aux autres chemins de fer au Canada
			7 174	12 059	" "	Remises au réseau des Etats-Unis
						<b>244. Huiles minérales brutes (de pétrole):</b>
				669	wagon	Nombre de wagons chargés
				50 361	tonnes métriques	Chargées sur wagons au Canada
					" "	En provenance d'autres chemins de fer au Canada
					" "	En provenance des Etats-Unis:
				129	" "	A destination du Canada
					" "	A destination des Etats-Unis
				<b>50 490</b>	" "	<b>Total du trafic marchandises transportées(1)</b>
				50 417	" "	Déchargées du wagon au Canada
					" "	Remises aux autres chemins de fer au Canada
				73	" "	Remises au réseau des Etats-Unis
						<b>246. Gaz naturel et autres substances bitumineuses brutes:</b>
		2		146	wagon	Nombre de wagons chargés
		130		10 597	tonnes métriques	Chargées sur wagons au Canada
				145	" "	En provenance d'autres chemins de fer au Canada
					" "	En provenance des Etats-Unis:
					" "	A destination du Canada
					" "	A destination des Etats-Unis
		<b>130</b>		<b>10 742</b>	" "	<b>Total du trafic marchandises transportées(1)</b>
		130		10 520	" "	Déchargées du wagon au Canada
					" "	Remises aux autres chemins de fer au Canada
				222	" "	Remises au réseau des Etats-Unis
						<b>248. Amiante non ouvré, brut ou en fibres:</b>
	1		23	2,053	wagon	Nombre de wagons chargés
	55		1 305	117 604	tonnes métriques	Chargées sur wagons au Canada
			7 458	8 318	" "	En provenance d'autres chemins de fer au Canada
					" "	En provenance des Etats-Unis:
				849	" "	A destination du Canada
				1 907	" "	A destination des Etats-Unis
	<b>55</b>		<b>8 763</b>	<b>128 678</b>	" "	<b>Total du trafic marchandises transportées(1)</b>
			2 005	34 898	" "	Déchargées du wagon au Canada
	55			15 981	" "	Remises aux autres chemins de fer au Canada
			6 758	77 798	" "	Remises au réseau des Etats-Unis
						<b>250. Argile:</b>
1		958	1	1,699	wagon	Nombre de wagons chargés
51		79 438	22	130 852	tonnes métriques	Chargées sur wagons au Canada
3 252	10 469		2 586	77 348	" "	En provenance d'autres chemins de fer au Canada
					" "	En provenance des Etats-Unis:
			79 138	367 609	" "	A destination du Canada
			14 701	35 319	" "	A destination des Etats-Unis
	<b>10 469</b>	<b>79 438</b>	<b>96 447</b>	<b>611 128</b>	" "	<b>Total du trafic marchandises transportées(1)</b>
3 303	10 469	79 438	21 513	489 745	" "	Déchargées du wagon au Canada
1 292			62 080	84 288	" "	Remises aux autres chemins de fer au Canada
3 011			12 856	37 097	" "	Remises au réseau des Etats-Unis

Voir note(s) à la fin du tableau.

TABLE 2. Revenue Freight Carried by Railways Within Canada, 1983

Commodity		Class I - Classe I		Class II - Classe II			
		Canadian National Canadien National	Canadian Pacific Canadien Pacifique	Algoma Central	British Columbia Railway	Canada Southern (Consolidated Rail)	Chesapeake and Ohio
<b>Crude materials, inedible (C.L.):</b>							
<b>252. Other crude refractory materials:</b>							
1	Number of railway cars loaded		5	-	-	-	-
2	Loaded onto railway cars in Canada	metric tonnes	310	-	-	-	-
3	Received from other railways in Canada	" "	-	-	-	-	-
	Received from United States rail:						
4	Destined to Canadian points	" "	1 331	176	-	-	-
5	Destined to United States points	" "	-	-	-	-	-
6	<b>Total freight traffic carried(1)</b>	" "	<b>1 641</b>	<b>176</b>	-	-	-
7	Unloaded from railway cars in Canada	" "	1 641	176	-	-	-
8	Delivered to other railways in Canada	" "	-	-	-	-	-
9	Delivered to United States rail connections	" "	-	-	-	-	-
<b>254. Natural abrasives:</b>							
10	Number of railway cars loaded	carloads	16	2	-	96	-
11	Loaded onto railway cars in Canada	metric tonnes	903	25	-	8 320	-
12	Received from other railways in Canada	" "	3 485	7 736	-	-	-
	Received from United States rail:						
13	Destined to Canadian points	" "	7 088	2 386	-	-	-
14	Destined to United States points	" "	-	512	-	-	-
15	<b>Total freight traffic carried(1)</b>	" "	<b>11 476</b>	<b>10 659</b>	-	<b>8 320</b>	-
16	Unloaded from railway cars in Canada	" "	10 670	10 111	-	-	-
17	Delivered to other railways in Canada	" "	387	37	-	-	-
18	Delivered to United States rail connections	" "	418	512	-	8 320	-
<b>256. Sand, industrial:</b>							
19	Number of railway cars loaded	carloads	2 231	2 214	-	-	-
20	Loaded onto railway cars in Canada	metric tonnes	170 429	183 551	-	-	-
21	Received from other railways in Canada	" "	1 507	22 168	-	358	-
	Received from United States rail:						
22	Destined to Canadian points	" "	181 581	168 849	-	2 198	851
23	Destined to United States points	" "	348	1 990	-	-	1 033
24	<b>Total freight traffic carried(1)</b>	" "	<b>353 865</b>	<b>376 558</b>	-	<b>2 556</b>	<b>1 884</b>
25	Unloaded from railway cars in Canada	" "	353 259	368 493	-	-	534
26	Delivered to other railways in Canada	" "	189	1 073	-	1 664	-
27	Delivered to United States rail connections	" "	418	6 992	-	358	1 033
<b>258. Sand, n.e.s.:</b>							
28	Number of railway cars loaded	carloads	3 725	3	-	-	-
29	Loaded onto railway cars in Canada	metric tonnes	255 184	209	-	-	-
30	Received from other railways in Canada	" "	224	365	-	-	-
	Received from United States rail:						
31	Destined to Canadian points	" "	1 134	3 746	-	-	-
32	Destined to United States points	" "	114	-	-	-	-
33	<b>Total freight traffic carried(1)</b>	" "	<b>256 656</b>	<b>4 320</b>	-	-	-
34	Unloaded from railway cars in Canada	" "	256 486	4 235	-	-	-
35	Delivered to other railways in Canada	" "	-	84	-	-	-
36	Delivered to United States rail connections	" "	171	-	-	-	-
<b>260. Gravel:</b>							
37	Number of railway cars loaded	carloads	45	14	-	-	-
38	Loaded onto railway cars in Canada	metric tonnes	2 395	944	-	-	-
39	Received from other railways in Canada	" "	220	-	-	-	-
	Received from United States rail:						
40	Destined to Canadian points	" "	6 170	578	-	-	-
41	Destined to United States points	" "	-	-	-	-	-
42	<b>Total freight traffic carried(1)</b>	" "	<b>8 785</b>	<b>1 522</b>	-	-	-
43	Unloaded from railway cars in Canada	" "	8 784	1 522	-	-	-
44	Delivered to other railways in Canada	" "	-	-	-	-	-
45	Delivered to United States rail connections	" "	-	-	-	-	-
<b>262. Building stone, rough:</b>							
46	Number of railway cars loaded	carloads	5	25	-	-	-
47	Loaded onto railway cars in Canada	metric tonnes	131	1 547	-	-	-
48	Received from other railways in Canada	" "	179	-	-	-	-
	Received from United States rail:						
49	Destined to Canadian points	" "	-	1 775	-	-	-
50	Destined to United States points	" "	1 972	86	-	-	-
51	<b>Total freight traffic carried(1)</b>	" "	<b>2 282</b>	<b>3 408</b>	-	-	-
52	Unloaded from railway cars in Canada	" "	131	3 182	-	-	-
53	Delivered to other railways in Canada	" "	-	-	-	-	-
54	Delivered to United States rail connections	" "	2 151	226	-	-	-

See footnote(s) at end of table.

TABLEAU 2. Marchandises payantes transportées par chemin de fer au Canada, 1983

Class II - Classe II				Grand total all Railways	Type de marchandise	No
Toronto, Hamilton and Buffalo	Ontario Northland	Quebec North Shore and Labrador	All other Tous autres	Total général tous chemins de fer		
					<b>Matières brutes, non comestibles (charge complète):</b>	
					<b>252. Autres matières réfractaires brutes:</b>	
				5	wagon	1
				310	tonnes métriques	2
			91	91	" "	3
				1 507	" "	4
					" "	5
			91	1 908	" "	6
			91	1 908	" "	7
					" "	8
					" "	9
					<b>254. Abrasifs naturels:</b>	
				114	wagon	10
				9 248	tonnes métriques	11
	310		79	11 610	" "	12
					" "	13
			12 885	22 359	" "	14
				512	" "	15
	310		12 964	43 729	" "	16
					" "	17
	310		2 111	23 202	" "	18
			10 854	11 278	" "	19
				9 250	" "	20
					<b>256. Sable, d'usage industriel:</b>	
				4,445	wagon	21
				353 980	tonnes métriques	22
			46	26 186	" "	23
					" "	24
			99 994	453 473	" "	25
			5 595	8 966	" "	26
			105 635	842 605	" "	27
2 107					" "	28
1 495			58 419	783 051	" "	29
612			47 216	50 754	" "	30
				8 801	" "	31
					<b>258. Sable, n.d.s.:</b>	
				3,750	wagon	32
	22			257 341	tonnes métriques	33
	1 948		23	845	" "	34
233					" "	35
			1 073	5 953	" "	36
				114	" "	37
233	1 948		1 096	264 253	" "	38
					" "	39
233	1 948		224	263 126	" "	40
			872	956	" "	41
				171	" "	42
					<b>260. Gravier:</b>	
				62	wagon	43
	3			3 593	tonnes métriques	44
	254		6 430	6 850	" "	45
					" "	46
			44	6 792	" "	47
					" "	48
	254		6 474	17 035	" "	49
					" "	50
	254		6 167	16 727	" "	51
			307	307	" "	52
					" "	53
					<b>262. Pierres de construction brutes:</b>	
				30	wagon	54
				1 678	tonnes métriques	55
				179	" "	56
					" "	57
			57	1 832	" "	58
				2 058	" "	59
			57	5 747	" "	60
					" "	61
			57	3 370	" "	62
					" "	63
				2 377	" "	64

Voir note(s) à la fin du tableau.

TABLE 2. Revenue Freight Carried by Railways Within Canada, 1983

No.	Commodity		Class I - Classe I		Class II - Classe II			
			Canadian National Canadien National	Canadian Pacific Canadien Pacifique	Algoma Central	British Columbia Railway	Canada Southern (Consolidated Rail)	Chesapeake and Ohio
<b>Crude materials, inedible (C.L.):</b>								
<b>264. Silica or silice, n.e.s.:</b>								
1	Number of railway cars loaded	carloads	87	1	-	-	-	-
2	Loaded onto railway cars in Canada	metric tonnes	7 183	3	-	-	-	-
3	Received from other railways in Canada	" "	28	1 150	-	-	39	-
	Received from United States rail:							
4	Destined to Canadian points	" "	1 662	1 383	-	-	-	-
5	Destined to United States points	" "	60	361	-	-	-	-
6	<b>Total freight traffic carried(1)</b>	" "	<b>8 933</b>	<b>2 897</b>	-	-	<b>39</b>	-
7	Unloaded from railway cars in Canada	" "	8 873	2 534	-	-	-	-
8	Delivered to other railways in Canada	" "	-	-	-	-	-	-
9	Delivered to United States rail connections	" "	60	364	-	-	39	-
<b>266. Agricultural limestone:</b>								
10	Number of railway cars loaded	carloads	756	160	-	-	-	-
11	Loaded onto railway cars in Canada	metric tonnes	44 066	11 542	-	-	-	-
12	Received from other railways in Canada	" "	2 177	6 129	-	-	-	-
	Received from United States rail:							
13	Destined to Canadian points	" "	1 361	271	-	-	-	-
14	Destined to United States points	" "	149	-	-	-	-	-
15	<b>Total freight traffic carried(1)</b>	" "	<b>47 753</b>	<b>17 942</b>	-	-	-	-
16	Unloaded from railway cars in Canada	" "	45 426	17 629	-	-	-	-
17	Delivered to other railways in Canada	" "	-	-	-	-	-	-
18	Delivered to United States rail connections	" "	2 326	313	-	-	-	-
<b>268. Limestone, furnace or foundry and fluxing stone:</b>								
19	Number of railway cars loaded	carloads	-	132	2 990	-	-	-
20	Loaded onto railway cars in Canada	metric tonnes	-	11 923	244 835	-	-	-
21	Received from other railways in Canada	" "	177	-	-	-	-	-
	Received from United States rail:							
22	Destined to Canadian points	" "	-	322	-	-	-	-
23	Destined to United States points	" "	-	-	-	-	-	-
24	<b>Total freight traffic carried(1)</b>	" "	<b>177</b>	<b>12 245</b>	<b>244 835</b>	-	-	-
25	Unloaded from railway cars in Canada	" "	177	12 245	244 835	-	-	-
26	Delivered to other railways in Canada	" "	-	-	-	-	-	-
27	Delivered to United States rail connections	" "	-	-	-	-	-	-
<b>270. Limestone, crushed or broken, n.e.s.:</b>								
28	Number of railway cars loaded	carloads	29 652	5 079	-	-	-	-
29	Loaded onto railway cars in Canada	metric tonnes	2 294 793	383 748	-	-	-	-
30	Received from other railways in Canada	" "	2 291	2 783	-	-	85	-
	Received from United States rail:							
31	Destined to Canadian points	" "	4 242	7 101	-	-	1 386	-
32	Destined to United States points	" "	-	-	-	-	-	14 516
33	<b>Total freight traffic carried(1)</b>	" "	<b>2 301 326</b>	<b>393 632</b>	-	-	<b>1 471</b>	<b>14 516</b>
34	Unloaded from railway cars in Canada	" "	2 298 490	392 150	-	-	-	-
35	Delivered to other railways in Canada	" "	54	1 482	-	-	1 386	-
36	Delivered to United States rail connections	" "	2 781	-	-	-	85	14 516
<b>272. Stone, n.e.s. including stones refuse:</b>								
37	Number of railway cars loaded	carloads	853	534	-	114	-	-
38	Loaded onto railway cars in Canada	metric tonnes	50 896	37 787	-	8 890	-	-
39	Received from other railways in Canada	" "	303	5 729	-	109	-	-
	Received from United States rail:							
40	Destined to Canadian points	" "	382	1 592	-	-	-	66
41	Destined to United States points	" "	2 185	478	-	-	-	66
42	<b>Total freight traffic carried(1)</b>	" "	<b>53 766</b>	<b>45 586</b>	-	<b>8 999</b>	-	<b>132</b>
43	Unloaded from railway cars in Canada	" "	51 417	38 336	-	8 998	-	-
44	Delivered to other railways in Canada	" "	-	2 380	-	-	-	66
45	Delivered to United States rail connections	" "	2 348	4 871	-	-	-	66
<b>274. Barytes, natural:</b>								
46	Number of railway cars loaded	carloads	-	658	-	-	-	-
47	Loaded onto railway cars in Canada	metric tonnes	-	43 483	-	-	-	-
48	Received from other railways in Canada	" "	14 634	-	-	-	-	-
	Received from United States rail:							
49	Destined to Canadian points	" "	160	85	-	-	-	-
50	Destined to United States points	" "	-	-	-	-	-	-
51	<b>Total freight traffic carried(1)</b>	" "	<b>14 814</b>	<b>43 548</b>	-	-	-	-
52	Unloaded from railway cars in Canada	" "	14 813	28 733	-	-	-	-
53	Delivered to other railways in Canada	" "	-	14 815	-	-	-	-
54	Delivered to United States rail connections	" "	-	-	-	-	-	-

See footnote(s) at end of table.

TABLEAU 2. Marchandises payantes transportées par chemin de fer au Canada, 1983

Class II - Classe II				Grand total all Railways	Type de marchandise	No
Toronto, Hamilton and Buffalo	Ontario Northland	Quebec North Shore and Labrador	All other Tous autres	Total général tous chemins de fer		
					<b>Matières brutes, non comestibles (charge complète):</b>	
					<b>264. Silice ou silex, n.d.a.:</b>	
				88	wagon	Nombre de wagons chargés
				7 188	tonnes métriques	Chargées sur wagons au Canada
38			140	1 395	" "	En provenance d'autres chemins de fer au Canada
					" "	En provenance des Etats-Unis:
			1 887	4 912	" "	A destination du Canada
				421	" "	A destination des Etats-Unis
38			2 007	13 914	" "	<b>Total du trafic marchandises transportées(1)</b>
					" "	Déchargées du wagon au Canada
38			319	11 726	" "	Remises aux autres chemins de fer au Canada
			1 688	1 726	" "	Remises au réseau des Etats-Unis
				463	" "	
					<b>266. Pierres calcaires, d'usage agricole:</b>	
				916	wagon	Nombre de wagons chargés
				55 608	tonnes métriques	Chargées sur wagons au Canada
				8 306	" "	En provenance d'autres chemins de fer au Canada
					" "	En provenance des Etats-Unis:
			1 146	2 778	" "	A destination du Canada
				149	" "	A destination des Etats-Unis
			1 146	66 641	" "	<b>Total du trafic marchandises transportées(1)</b>
					" "	Déchargées du wagon au Canada
				64 201	" "	Remises aux autres chemins de fer au Canada
				2 639	" "	Remises au réseau des Etats-Unis
					<b>268. Pierres calcaires (usage industriel) et castines:</b>	
				3,122	wagon	Nombre de wagons chargés
				256 758	tonnes métriques	Chargées sur wagons au Canada
				177	" "	En provenance d'autres chemins de fer au Canada
					" "	En provenance des Etats-Unis:
				322	" "	A destination du Canada
					" "	A destination des Etats-Unis
				257 257	" "	<b>Total du trafic marchandises transportées(1)</b>
					" "	Déchargées du wagon au Canada
				257 257	" "	Remises aux autres chemins de fer au Canada
					" "	Remises au réseau des Etats-Unis
					<b>270. Pierres calcaires concassées, n.d.a.:</b>	
				34,731	wagon	Nombre de wagons chargés
				2 678 541	tonnes métriques	Chargées sur wagons au Canada
1 479			3 363	10 001	" "	En provenance d'autres chemins de fer au Canada
					" "	En provenance des Etats-Unis:
			8 761	21 490	" "	A destination du Canada
				14 516	" "	A destination des Etats-Unis
1 479			12 124	2 724 548	" "	<b>Total du trafic marchandises transportées(1)</b>
					" "	Déchargées du wagon au Canada
1 479			8 187	2 698 827	" "	Remises aux autres chemins de fer au Canada
			3 937	8 338	" "	Remises au réseau des Etats-Unis
				17 382	" "	
					<b>272. Pierres, n.d.a., y compris les débris de pierres:</b>	
	33	2		1,536	wagon	Nombre de wagons chargés
	2 645	55		100 273	tonnes métriques	Chargées sur wagons au Canada
				9 089	" "	En provenance d'autres chemins de fer au Canada
					" "	En provenance des Etats-Unis:
			912	2 952	" "	A destination du Canada
			4 708	7 437	" "	A destination des Etats-Unis
	2 645	55	8 568	119 751	" "	<b>Total du trafic marchandises transportées(1)</b>
					" "	Déchargées du wagon au Canada
	2 645	12	2 567	103 975	" "	Remises aux autres chemins de fer au Canada
		43	6 002	8 491	" "	Remises au réseau des Etats-Unis
				7 285	" "	
					<b>274. Barytine:</b>	
	t			659	wagon	Nombre de wagons chargés
	33			43 516	tonnes métriques	Chargées sur wagons au Canada
45			90	14 772	" "	En provenance d'autres chemins de fer au Canada
					" "	En provenance des Etats-Unis:
			65	310	" "	A destination du Canada
					" "	A destination des Etats-Unis
48	33		155	58 598	" "	<b>Total du trafic marchandises transportées(1)</b>
					" "	Déchargées du wagon au Canada
48	33		155	43 701	" "	Remises aux autres chemins de fer au Canada
				14 896	" "	Remises au réseau des Etats-Unis

Voir note(s) à la fin du tableau.

TABLE 2. Revenue Freight Carried by Railways Within Canada, 1983

Commodity		Class I - Classe I		Class II - Classe II			
		Canadian National Canadien National	Canadian Pacific Canadien Pacifique	Algoma Central	British Columbia Railway	Canada Southern (Consolidated Rail)	Chesapeake and Ohio
<b>Crude materials, inedible (C.L.):</b>							
<b>276. Gypsum:</b>							
1	Number of railway cars loaded	carloads	38,028	23,563	-	-	-
2	Loaded onto railway cars in Canada	metric tonnes	3 268 231	1 794 941	-	-	-
3	Received from other railways in Canada	" "	6 216	221	-	-	-
Received from United States rail:							
4	Destined to Canadian points	" "	1 585	442	-	-	-
5	Destined to United States points	" "	-	142	-	-	-
6	<b>Total freight traffic carried(1)</b>	" "	<b>3 276 032</b>	<b>1 795 746</b>	-	-	-
7	Unloaded from railway cars in Canada	" "	3 274 422	1 722 111	-	-	-
8	Delivered to other railways in Canada	" "	1 554	72 049	-	-	-
9	Delivered to United States rail connections	" "	55	1 587	-	-	-
<b>278. Pyrites, iron, except roasted:</b>							
10	Number of railway cars loaded	carloads	38	146	-	-	-
11	Loaded onto railway cars in Canada	metric tonnes	2 973	10 152	-	-	-
12	Received from other railways in Canada	" "	-	-	-	-	-
Received from United States rail:							
13	Destined to Canadian points	" "	1 151	-	-	-	-
14	Destined to United States points	" "	-	-	-	-	-
15	<b>Total freight traffic carried(1)</b>	" "	<b>4 124</b>	<b>10 152</b>	-	-	-
16	Unloaded from railway cars in Canada	" "	1 151	10 152	-	-	-
17	Delivered to other railways in Canada	" "	-	-	-	-	-
18	Delivered to United States rail connections	" "	2 973	-	-	-	-
<b>280. Nepheline syenite:</b>							
19	Number of railway cars loaded	carloads	-	3,703	-	-	-
20	Loaded onto railway cars in Canada	metric tonnes	-	291 333	-	-	-
21	Received from other railways in Canada	" "	4 106	-	-	108 161	-
Received from United States rail:							
22	Destined to Canadian points	" "	-	123	-	-	-
23	Destined to United States points	" "	-	-	-	-	-
24	<b>Total freight traffic carried(1)</b>	" "	<b>4 106</b>	<b>291 456</b>	-	<b>108 161</b>	-
25	Unloaded from railway cars in Canada	" "	4 106	90 540	-	-	-
26	Delivered to other railways in Canada	" "	-	88 695	-	-	-
27	Delivered to United States rail connections	" "	-	112 222	-	108 161	-
<b>282. Phosphate rock:</b>							
28	Number of railway cars loaded	carloads	7,455	11	-	-	-
29	Loaded onto railway cars in Canada	metric tonnes	665 120	862	-	-	-
30	Received from other railways in Canada	" "	-	-	-	-	-
Received from United States rail:							
31	Destined to Canadian points	" "	178	1 206 473	-	36	143 889
32	Destined to United States points	" "	36	64	-	-	-
33	<b>Total freight traffic carried(1)</b>	" "	<b>665 334</b>	<b>1 207 399</b>	-	<b>36</b>	<b>143 889</b>
34	Unloaded from railway cars in Canada	" "	665 298	907 585	-	36	143 889
35	Delivered to other railways in Canada	" "	-	299 750	-	-	-
36	Delivered to United States rail connections	" "	36	64	-	-	-
<b>284. Common salt, rock or bulk:</b>							
37	Number of railway cars loaded	carloads	7,013	2,639	-	492	-
38	Loaded onto railway cars in Canada	metric tonnes	607 601	236 222	-	41 134	-
39	Received from other railways in Canada	" "	491	37 571	-	3 854	-
Received from United States rail:							
40	Destined to Canadian points	" "	-	-	-	-	-
41	Destined to United States points	" "	-	-	-	-	54 225
42	<b>Total freight traffic carried(1)</b>	" "	<b>608 092</b>	<b>273 793</b>	-	<b>44 988</b>	<b>54 225</b>
43	Unloaded from railway cars in Canada	" "	568 809	217 079	-	42 565	-
44	Delivered to other railways in Canada	" "	38 767	35 862	-	830	-
45	Delivered to United States rail connections	" "	516	20 852	-	1 592	54 225
<b>286. Common salt, n.e.s.:</b>							
46	Number of railway cars loaded	carloads	923	441	-	-	-
47	Loaded onto railway cars in Canada	metric tonnes	60 908	39 100	-	-	-
48	Received from other railways in Canada	" "	-	39	-	-	-
Received from United States rail:							
49	Destined to Canadian points	" "	131	-	-	21	61
50	Destined to United States points	" "	-	-	-	-	5 619
51	<b>Total freight traffic carried(1)</b>	" "	<b>61 039</b>	<b>39 139</b>	-	<b>21</b>	<b>5 680</b>
52	Unloaded from railway cars in Canada	" "	60 284	39 139	-	-	61
53	Delivered to other railways in Canada	" "	73	-	-	21	-
54	Delivered to United States rail connections	" "	682	-	-	-	5 619

See footnote(s) at end of table

TABLEAU 2. Marchandises payantes transportées par chemin de fer au Canada, 1983

Class II - Classe II				Grand total all Railways Total général tous chemins de fer	Type de marchandise	No
Toronto, Hamilton and Buffalo	Ontario Northland	Quebec North Shore and Labrador	All other Tous autres			
					<b>Matières brutes, non comestibles (charge complète):</b>	
					<b>276. Gypse:</b>	
				61,591	wagon	Nombre de wagons chargés
				5 063 172	tonnes métriques	Chargées sur wagons au Canada
			63 742	70 179	" "	En provenance d'autres chemins de fer au Canada
					" "	En provenance des Etats-Unis:
				2 027	" "	A destination du Canada
				142	" "	A destination des Etats-Unis
			<b>63 742</b>	<b>5 135 520</b>	" "	<b>Total du trafic marchandises transportées(1)</b>
				59 734	" "	Déchargées du wagon au Canada
				73 603	" "	Remises aux autres chemins de fer au Canada
			4 008	5 650	" "	Remises au réseau des Etats-Unis
					" "	<b>278. Pyrites de fer (sauf frittées):</b>
				184	wagon	Nombre de wagons chargés
				13 125	tonnes métriques	Chargées sur wagons au Canada
					" "	En provenance d'autres chemins de fer au Canada
					" "	En provenance des Etats-Unis:
				1 151	" "	A destination du Canada
					" "	A destination des Etats-Unis
				<b>14 276</b>	" "	<b>Total du trafic marchandises transportées(1)</b>
				11 303	" "	Déchargées du wagon au Canada
					" "	Remises aux autres chemins de fer au Canada
				2 973	" "	Remises au réseau des Etats-Unis
					" "	<b>280. Syénite néphélinique:</b>
				3,703	wagon	Nombre de wagons chargés
				291 333	tonnes métriques	Chargées sur wagons au Canada
83 209			4 386	199 662	" "	En provenance d'autres chemins de fer au Canada
					" "	En provenance des Etats-Unis:
				123	" "	A destination du Canada
					" "	A destination des Etats-Unis
			<b>4 386</b>	<b>491 318</b>	" "	<b>Total du trafic marchandises transportées(1)</b>
				99 032	" "	Déchargées du wagon au Canada
				171 904	" "	Remises aux autres chemins de fer au Canada
83 209				220 383	" "	Remises au réseau des Etats-Unis
					" "	<b>282. Roche phosphatée:</b>
				7,466	wagon	Nombre de wagons chargés
				665 982	tonnes métriques	Chargées sur wagons au Canada
301 124				301 124	" "	En provenance d'autres chemins de fer au Canada
					" "	En provenance des Etats-Unis:
			261	1 350 837	" "	A destination du Canada
				100	" "	A destination des Etats-Unis
			<b>261</b>	<b>2 318 043</b>	" "	<b>Total du trafic marchandises transportées(1)</b>
301 124			261	2 018 193	" "	Déchargées du wagon au Canada
				299 750	" "	Remises aux autres chemins de fer au Canada
				100	" "	Remises au réseau des Etats-Unis
					" "	<b>284. Sel gemme de saline:</b>
				10,144	wagon	Nombre de wagons chargés
				884 957	tonnes métriques	Chargées sur wagons au Canada
	35 255		89 753	166 924	" "	En provenance d'autres chemins de fer au Canada
					" "	En provenance des Etats-Unis:
			1 787	1 787	" "	A destination du Canada
				54 225	" "	A destination des Etats-Unis
	<b>35 255</b>		<b>91 540</b>	<b>1 107 893</b>	" "	<b>Total du trafic marchandises transportées(1)</b>
				919 975	" "	Déchargées du wagon au Canada
	35 255		18	110 732	" "	Remises aux autres chemins de fer au Canada
				77 185	" "	Remises au réseau des Etats-Unis
					" "	<b>286. Sel commun, n.d.s.:</b>
		129		1,493	wagon	Nombre de wagons chargés
		5 294		105 302	tonnes métriques	Chargées sur wagons au Canada
21			181	241	" "	En provenance d'autres chemins de fer au Canada
					" "	En provenance des Etats-Unis:
			417	630	" "	A destination du Canada
				5 619	" "	A destination des Etats-Unis
	<b>5 294</b>		<b>598</b>	<b>111 792</b>	" "	<b>Total du trafic marchandises transportées(1)</b>
				104 959	" "	Déchargées du wagon au Canada
	5 294		181	532	" "	Remises aux autres chemins de fer au Canada
21			417	6 301	" "	Remises au réseau des Etats-Unis

Voir note(s) à la fin du tableau.

TABLE 2. Revenue Freight Carried by Railways Within Canada, 1983

No.	Commodity		Class I - Classe I		Class II - Classe II			
			Canadian National	Canadian Pacific	Algoma Central	British Columbia Railway	Canada Southern (Consolidated Rail)	Chesapeake and Ohio
			Canadien National	Canadien Pacifique				
<b>Crude materials, inedible (C.L.):</b>								
<b>288. Liquid sulphur:</b>								
1	Number of railway cars loaded	carloads	6 568	9 300	-	-	-	35
2	Loaded onto railway cars in Canada	metric tonnes	586 509	830 859	-	-	-	3 045
3	Received from other railways in Canada	" "	30 417	11 606	2 985	-	591	2 781
	Received from United States rail:							
4	Destined to Canadian points	" "	-	24	-	-	-	-
5	Destined to United States points	" "	-	19 804	-	-	-	-
6	<b>Total freight traffic carried(1)</b>	" "	<b>616 926</b>	<b>862 293</b>	<b>2 985</b>	<b>-</b>	<b>591</b>	<b>5 826</b>
7	Unloaded from railway cars in Canada	" "	207 479	68 937	-	-	50	2 781
8	Delivered to other railways in Canada	" "	78 246	44 159	2 985	-	-	2 637
9	Delivered to United States rail connections	" "	331 200	749 197	-	-	541	408
<b>290. Sulphur, n.e.s.:</b>								
10	Number of railway cars loaded	carloads	26 346	19 951	-	2 874	-	-
11	Loaded onto railway cars in Canada	metric tonnes	2 404 489	1 806 663	-	265 884	-	-
12	Received from other railways in Canada	" "	9 498	4 149	-	-	311	-
	Received from United States rail:							
13	Destined to Canadian points	" "	-	-	-	-	-	-
14	Destined to United States points	" "	-	-	-	-	-	-
15	<b>Total freight traffic carried(1)</b>	" "	<b>2 413 987</b>	<b>1 810 812</b>	<b>-</b>	<b>265 884</b>	<b>311</b>	<b>-</b>
16	Unloaded from railway cars in Canada	" "	2 407 062	1 797 188	-	265 884	311	-
17	Delivered to other railways in Canada	" "	5 370	9 219	-	-	-	-
18	Delivered to United States rail connections	" "	1 555	4 404	-	-	-	-
<b>292. Non-metallic minerals, crude, n.e.s.:</b>								
19	Number of railway cars loaded	carloads	178	443	-	-	10	-
20	Loaded onto railway cars in Canada	metric tonnes	13 962	31 409	-	-	494	-
21	Received from other railways in Canada	" "	4 460	8 645	-	-	273	-
	Received from United States rail:							
22	Destined to Canadian points	" "	20 935	18 546	-	-	421	-
23	Destined to United States points	" "	4 911	19 171	-	-	-	1 612
24	<b>Total freight traffic carried(1)</b>	" "	<b>44 288</b>	<b>77 771</b>	<b>-</b>	<b>-</b>	<b>1 188</b>	<b>1 612</b>
25	Unloaded from railway cars in Canada	" "	36 627	21 850	-	-	171	-
26	Delivered to other railways in Canada	" "	403	1 977	-	-	250	-
27	Delivered to United States rail connections	" "	7 238	53 943	-	-	787	1 612
<b>294. Textile rags and waste n.e.s.:</b>								
28	Number of railway cars loaded	carloads	41	41	-	-	-	-
29	Loaded onto railway cars in Canada	metric tonnes	801	1 133	-	-	-	-
30	Received from other railways in Canada	" "	176	75	-	-	-	-
	Received from United States rail:							
31	Destined to Canadian points	" "	2 351	1 034	-	-	45	-
32	Destined to United States points	" "	-	151	-	-	-	185
33	<b>Total freight traffic carried(1)</b>	" "	<b>3 328</b>	<b>2 393</b>	<b>-</b>	<b>-</b>	<b>45</b>	<b>185</b>
34	Unloaded from railway cars in Canada	" "	2 574	1 941	-	-	13	-
35	Delivered to other railways in Canada	" "	-	180	-	-	33	-
36	Delivered to United States rail connections	" "	754	273	-	-	-	185
<b>296. Paper waste:</b>								
37	Number of railway cars loaded	carloads	1 637	313	1	-	-	1
38	Loaded onto railway cars in Canada	metric tonnes	55 916	10 948	45	-	-	18
39	Received from other railways in Canada	" "	3 369	5 718	304	-	40	-
	Received from United States rail:							
40	Destined to Canadian points	" "	59 644	5 557	-	-	523	167
41	Destined to United States points	" "	18 474	11 286	-	-	-	11 154
42	<b>Total freight traffic carried(1)</b>	" "	<b>135 403</b>	<b>33 509</b>	<b>349</b>	<b>-</b>	<b>563</b>	<b>11 339</b>
43	Unloaded from railway cars in Canada	" "	100 842	19 605	-	-	12	-
44	Delivered to other railways in Canada	" "	2 140	571	349	-	512	167
45	Delivered to United States rail connections	" "	32 421	13 333	-	-	40	11 172
<b>298. Slag (excluding basic) and ashes, waste:</b>								
46	Number of railway cars loaded	carloads	919	162	-	-	-	-
47	Loaded onto railway cars in Canada	metric tonnes	58 709	11 329	-	-	-	-
48	Received from other railways in Canada	" "	533	34 393	-	-	-	-
	Received from United States rail:							
49	Destined to Canadian points	" "	348	910	-	-	8 649	-
50	Destined to United States points	" "	-	-	-	-	-	158
51	<b>Total freight traffic carried(1)</b>	" "	<b>59 590</b>	<b>46 632</b>	<b>-</b>	<b>-</b>	<b>8 649</b>	<b>158</b>
52	Unloaded from railway cars in Canada	" "	10 248	41 340	-	-	-	-
53	Delivered to other railways in Canada	" "	49 344	5 292	-	-	8 649	-
54	Delivered to United States rail connections	" "	-	-	-	-	-	158

See footnote(s) at end of table.



TABLEAU 2. Marchandises payantes transportées par chemin de fer au Canada, 1983

Class II - Classe II				Grand total all Railways	Type de marchandise	No
Toronto, Hamilton and Buffalo	Ontario Northland	Quebec North Shore and Labrador	All other Tous autres	Total général tous chemins de fer		
					<b>Matières brutes, non comestibles (charge complète):</b>	
					<b>288. Soufre liquide:</b>	
-	-	-	14	15 917	wagon	Nombre de wagons chargés
-	-	-	96	1 420 509	tonnes métriques	Chargées sur wagons au Canada
58 929	-	-	27 879	135 188	" "	En provenance d'autres chemins de fer au Canada
-	-	-	-	24	" "	En provenance des Etats-Unis:
-	-	-	-	19 804	" "	A destination du Canada
58 929	-	-	27 975	1 575 525	" "	A destination des Etats-Unis
58 339	-	-	8 811	346 397	" "	<b>Total du trafic marchandises transportées(1)</b>
590	-	-	96	128 713	" "	Déchargées du wagon au Canada
-	-	-	19 068	1 100 414	" "	Remises aux autres chemins de fer au Canada
					" "	Remises au réseau des Etats-Unis
					<b>290. Soufre, n.d.a.:</b>	
-	-	-	-	51 171	wagon	Nombre de wagons chargés
-	-	-	-	4 477 036	tonnes métriques	Chargées sur wagons au Canada
310	5 174	-	141	19 583	" "	En provenance d'autres chemins de fer au Canada
-	-	-	-	-	" "	En provenance des Etats-Unis:
-	-	-	134	134	" "	A destination du Canada
310	5 174	-	275	4 496 753	" "	A destination des Etats-Unis
-	-	-	-	-	" "	<b>Total du trafic marchandises transportées(1)</b>
310	5 174	-	-	4 475 619	" "	Déchargées du wagon au Canada
-	-	-	134	15 033	" "	Remises aux autres chemins de fer au Canada
-	-	-	141	6 100	" "	Remises au réseau des Etats-Unis
					<b>292. Minéraux non métalliques bruts, n.d.a.:</b>	
-	26	-	-	657	wagon	Nombre de wagons chargés
-	1 411	-	-	47 276	tonnes métriques	Chargées sur wagons au Canada
534	36	-	589	14 537	" "	En provenance d'autres chemins de fer au Canada
-	-	-	-	-	" "	En provenance des Etats-Unis:
-	-	-	10 650	50 552	" "	A destination du Canada
534	1 447	-	7 547	33 241	" "	A destination des Etats-Unis
98	-	-	6 415	67 161	" "	<b>Total du trafic marchandises transportées(1)</b>
436	1 447	-	8 681	13 194	" "	Déchargées du wagon au Canada
-	-	-	1 690	65 250	" "	Remises aux autres chemins de fer au Canada
					" "	Remises au réseau des Etats-Unis
					<b>294. Chiffons et déchets de textiles, n.d.a.:</b>	
-	-	-	-	82	wagon	Nombre de wagons chargés
-	-	-	-	1 934	tonnes métriques	Chargées sur wagons au Canada
133	-	-	529	913	" "	En provenance d'autres chemins de fer au Canada
-	-	-	-	-	" "	En provenance des Etats-Unis:
-	-	-	239	3 669	" "	A destination du Canada
133	-	-	20	356	" "	A destination des Etats-Unis
100	-	-	788	6 872	" "	<b>Total du trafic marchandises transportées(1)</b>
34	-	-	155	4 783	" "	Déchargées du wagon au Canada
-	-	-	578	825	" "	Remises aux autres chemins de fer au Canada
-	-	-	54	1 266	" "	Remises au réseau des Etats-Unis
					<b>296. Déchets de papier:</b>	
-	-	-	9	1 961	wagon	Nombre de wagons chargés
-	-	-	473	67 400	tonnes métriques	Chargées sur wagons au Canada
54	4 493	-	2 619	16 797	" "	En provenance d'autres chemins de fer au Canada
-	-	-	-	-	" "	En provenance des Etats-Unis:
-	-	-	16 680	82 571	" "	A destination du Canada
54	4 493	-	1 156	40 070	" "	A destination des Etats-Unis
-	-	-	21 128	206 838	" "	<b>Total du trafic marchandises transportées(1)</b>
-	364	-	8 549	129 372	" "	Déchargées du wagon au Canada
54	4 130	-	9 578	17 501	" "	Remises aux autres chemins de fer au Canada
-	-	-	3 000	59 966	" "	Remises au réseau des Etats-Unis
					<b>298. Scories (sauf basiques) et cendres, déchets:</b>	
-	131	-	6	1 218	wagon	Nombre de wagons chargés
-	7 179	-	210	77 427	tonnes métriques	Chargées sur wagons au Canada
1 607	71 731	-	-	108 264	" "	En provenance d'autres chemins de fer au Canada
-	-	-	-	-	" "	En provenance des Etats-Unis:
-	-	-	34 065	43 972	" "	A destination du Canada
1 607	78 910	-	158	97	" "	A destination des Etats-Unis
-	-	-	34 275	229 821	" "	<b>Total du trafic marchandises transportées(1)</b>
-	78 911	-	3 297	133 796	" "	Déchargées du wagon au Canada
1 607	-	-	30 978	95 870	" "	Remises aux autres chemins de fer au Canada
-	-	-	-	158	" "	Remises au réseau des Etats-Unis

Voir note(s) à la fin du tableau.

TABLE 2. Revenue Freight Carried by Railways Within Canada, 1983

No.	Commodity		Class I - Classe I		Class II - Classe II			
			Canadian National Canadien National	Canadian Pacific Canadien Pacifique	Algoma Central	British Columbia Railway	Canada Southern (Consolidated Rail)	Chesapeake and Ohio
<b>Crude materials, inedible (C.L.):</b>								
<b>300. Wood waste, n.e.s.:</b>								
1	Number of railway cars loaded	carloads	5 510	456	-	1	-	-
2	Loaded onto railway cars in Canada	metric tonnes	237 544	9 702	-	64	-	-
3	Received from other railways in Canada	" "	2 396	-	-	-	-	-
	Received from United States rail:							
4	Destined to Canadian points	" "	56	167	-	-	-	-
5	Destined to United States points	" "	1 041	26	-	-	-	93
6	<b>Total freight traffic carried(1)</b>	" "	<b>241 037</b>	<b>9 895</b>	-	<b>64</b>	-	<b>93</b>
7	Unloaded from railway cars in Canada	" "	239 925	6 052	-	64	-	-
8	Delivered to other railways in Canada	" "	-	3 817	-	-	-	-
9	Delivered to United States rail connections	" "	1 112	26	-	-	-	93
<b>304. Waste materials, n.e.s.:</b>								
10	Number of railway cars loaded	carloads	472	69	-	106	1	121
11	Loaded onto railway cars in Canada	metric tonnes	30 246	3 947	-	5 857	11	10 244
12	Received from other railways in Canada	" "	76	10 955	-	-	142	132
	Received from United States rail:							
13	Destined to Canadian points	" "	2 461	2 064	-	-	817	-
14	Destined to United States points	" "	2	147	-	-	-	474
15	<b>Total freight traffic carried(1)</b>	" "	<b>32 785</b>	<b>17 113</b>	-	<b>5 857</b>	<b>970</b>	<b>10 850</b>
16	Unloaded from railway cars in Canada	" "	22 280	13 781	-	3 799	817	-
17	Delivered to other railways in Canada	" "	216	2 090	-	2 057	-	10 376
18	Delivered to United States rail connections	" "	10 287	1 242	-	-	153	474
<b>993. Total:</b>								
19	Number of railway cars loaded	carloads	416,610	310,558	23,992	46,687	1,083	261
20	Loaded onto railway cars in Canada	metric tonnes	30 522 013	25 456 827	1 842 570	3 034 631	69 366	21 106
21	Received from other railways in Canada	" "	2 113 042	1 416 750	38 866	4 644	132 762	2 914
	Received from United States rail:							
22	Destined to Canadian points	" "	677 166	1 883 855	-	-	105 618	195 006
23	Destined to United States points	" "	76 732	71 081	-	-	-	146 877
24	<b>Total freight traffic carried(1)</b>	" "	<b>33 388 953</b>	<b>28 828 513</b>	<b>1 879 436</b>	<b>3 039 275</b>	<b>307 746</b>	<b>365 903</b>
25	Unloaded from railway cars in Canada	" "	31 509 575	26 828 059	1 706 414	3 029 727	54 722	200 167
26	Delivered to other railways in Canada	" "	1 187 416	900 793	173 023	7 326	52 518	14 637
27	Delivered to United States rail connections	" "	691 963	1 099 662	-	2 222	200 506	151 098
<b>Section IV:</b>								
<b>Fabricated materials, inedible (C.L.):</b>								
<b>306. Leather and dressed furs and rubber fabricated materials:</b>								
28	Number of railway cars loaded	carloads	45	20	-	-	-	-
29	Loaded onto railway cars in Canada	metric tonnes	1 695	527	-	-	-	-
30	Received from other railways in Canada	" "	-	6	-	-	-	-
	Received from United States rail:							
31	Destined to Canadian points	" "	-	21	-	-	-	-
32	Destined to United States points	" "	-	-	-	-	-	-
33	<b>Total freight traffic carried(1)</b>	" "	<b>1 695</b>	<b>554</b>	-	-	-	-
34	Unloaded from railway cars in Canada	" "	1 605	59	-	-	-	-
35	Delivered to other railways in Canada	" "	9	495	-	-	-	-
36	Delivered to United States rail connections	" "	81	-	-	-	-	-
<b>308. Lumber:</b>								
37	Number of railway cars loaded	carloads	75,054	23,973	823	54,896	688	594
38	Loaded onto railway cars in Canada	metric tonnes	3 855 206	1 291 117	39 503	2 854 996	34 242	31 892
39	Received from other railways in Canada	" "	1 982 966	423 585	13 508	-	45 561	14 860
	Received from United States rail:							
40	Destined to Canadian points	" "	37 182	27 347	-	-	269	66
41	Destined to United States points	" "	2 626	6 468	-	-	-	1 290
42	<b>Total freight traffic carried(1)</b>	" "	<b>5 877 980</b>	<b>1 746 517</b>	<b>53 011</b>	<b>2 854 996</b>	<b>80 092</b>	<b>47 928</b>
43	Unloaded from railway cars in Canada	" "	2 138 609	850 099	23 188	543 756	44 348	14 946
44	Delivered to other railways in Canada	" "	150 770	201 872	29 824	2 247 935	252	-
45	Delivered to United States rail connections	" "	3 588 601	896 547	-	63 305	35 492	32 982
<b>310. Flooring:</b>								
46	Number of railway cars loaded	carloads	20	26	-	20	2	-
47	Loaded onto railway cars in Canada	metric tonnes	695	1 076	-	272	54	-
48	Received from other railways in Canada	" "	172	93	-	-	-	-
	Received from United States rail:							
49	Destined to Canadian points	" "	576	118	-	-	-	-
50	Destined to United States points	" "	-	-	-	-	-	-
51	<b>Total freight traffic carried(1)</b>	" "	<b>1 443</b>	<b>1 287</b>	-	<b>272</b>	<b>54</b>	-
52	Unloaded from railway cars in Canada	" "	916	818	-	272	-	-
53	Delivered to other railways in Canada	" "	317	471	-	-	54	-
54	Delivered to United States rail connections	" "	210	-	-	-	-	-

See footnote(s) at end of table.

TABLEAU 2. Marchandises payantes transportées par chemin de fer au Canada, 1983

Class II - Classe II				Grand total all Railways Total général tous chemins de fer	Type de marchandise	No	
Toronto, Hamilton and Buffalo	Ontario Northland	Quebec North Shore and Labrador	All other Tous autres				
					<b>Matières brutes, non comestibles (charge complète):</b>		
					<b>300. Déchets de bois, n.d.a.:</b>		
-	-	-	-	5,967	wagon	Nombre de wagons chargés	1
-	-	-	-	247 310	tonnes métriques	Chargées sur wagons au Canada	2
-	-	-	-	2 396	" "	En provenance d'autres chemins de fer au Canada	3
-	-	-	64	287	" "	En provenance des Etats-Unis:	
-	-	-	17 227	18 387	" "	A destination du Canada	4
-	-	-	17 291	268 380	" "	A destination des Etats-Unis	5
-	-	-	21	246 062	" "	<b>Total du trafic marchandises transportées(1)</b>	6
-	-	-	43	3 860	" "	Déchargées du wagon au Canada	7
-	-	-	17 227	18 458	" "	Remises aux autres chemins de fer au Canada	8
-	-	-	-	-	" "	Remises au réseau des Etats-Unis	9
					<b>304. Autres déchets, n.d.a.:</b>		
-	-	90	3	862	wagon	Nombre de wagons chargés	10
-	-	2 175	93	52 573	tonnes métriques	Chargées sur wagons au Canada	11
1 313	2 266	-	4 771	19 655	" "	En provenance d'autres chemins de fer au Canada	12
-	-	-	164	5 506	" "	En provenance des Etats-Unis:	
-	-	-	-	623	" "	A destination du Canada	13
-	-	-	-	-	" "	A destination des Etats-Unis	14
1 313	2 266	2 175	5 028	78 357	" "	<b>Total du trafic marchandises transportées(1)</b>	15
-	2 266	2 175	650	45 788	" "	Déchargées du wagon au Canada	16
1 313	-	-	199	16 253	" "	Remises aux autres chemins de fer au Canada	17
-	-	-	4 179	16 335	" "	Remises au réseau des Etats-Unis	18
					<b>993. Total:</b>		
1 858	30,119	114,380	262,656	1,208,204	wagon	Nombre de wagons chargés	19
107 622	2 511 857	11 855 236	22 189 580	97 610 808	tonnes métriques	Chargées sur wagons au Canada	20
527 570	407 854	4 193 413	4 540 444	13 376 259	" "	En provenance d'autres chemins de fer au Canada	21
-	-	-	437 888	3 299 533	" "	En provenance des Etats-Unis:	
-	-	-	115 470	410 160	" "	A destination du Canada	22
-	-	-	-	-	" "	A destination des Etats-Unis	23
635 192	2 919 711	16 048 649	27 283 382	114 696 760	" "	<b>Total du trafic marchandises transportées(1)</b>	24
443 348	809 018	11 855 193	22 392 690	98 828 913	" "	Déchargées du wagon au Canada	25
191 843	2 110 693	4 193 456	4 615 195	13 446 900	" "	Remises aux autres chemins de fer au Canada	26
-	-	-	275 497	2 420 948	" "	Remises au réseau des Etats-Unis	27
					<b>Section IV:</b>		
					<b>Demi-produits, non comestibles (charge complète):</b>		
					<b>306. Cuir, fourrure apprêtées et demi-produits en caoutchouc:</b>		
-	-	2	-	87	wagon	Nombre de wagons chargés	28
-	-	61	-	2 283	tonnes métriques	Chargées sur wagons au Canada	29
-	-	-	591	597	" "	En provenance d'autres chemins de fer au Canada	30
-	-	-	-	21	" "	En provenance des Etats-Unis:	
-	-	-	-	-	" "	A destination du Canada	31
-	-	-	-	-	" "	A destination des Etats-Unis	32
-	-	61	591	2 901	" "	<b>Total du trafic marchandises transportées(1)</b>	33
-	-	61	336	2 061	" "	Déchargées du wagon au Canada	34
-	-	-	256	760	" "	Remises aux autres chemins de fer au Canada	35
-	-	-	-	81	" "	Remises au réseau des Etats-Unis	36
					<b>308. Bois de construction:</b>		
-	141	34	6,759	162,962	wagon	Nombre de wagons chargés	37
-	7 411	557	330 592	8 445 316	tonnes métriques	Chargées sur wagons au Canada	38
74 128	7 168	-	237 904	2 799 700	" "	En provenance d'autres chemins de fer au Canada	39
-	-	-	12 247	77 131	" "	En provenance des Etats-Unis:	
-	-	-	94 071	104 455	" "	A destination du Canada	40
-	-	-	-	-	" "	A destination des Etats-Unis	41
74 128	14 579	557	674 814	11 426 602	" "	<b>Total du trafic marchandises transportées(1)</b>	42
59 455	834	557	34 804	3 510 596	" "	Déchargées du wagon au Canada	43
14 673	13 745	-	63 304	2 722 375	" "	Remises aux autres chemins de fer au Canada	44
-	-	-	576 701	5 193 628	" "	Remises au réseau des Etats-Unis	45
					<b>310. Couvertures de sol:</b>		
-	-	-	-	68	wagon	Nombre de wagons chargés	46
-	-	-	-	2 097	tonnes métriques	Chargées sur wagons au Canada	47
-	-	-	542	607	" "	En provenance d'autres chemins de fer au Canada	48
-	-	-	-	-	" "	En provenance des Etats-Unis:	
-	-	-	293	987	" "	A destination du Canada	49
-	-	-	-	-	" "	A destination des Etats-Unis	50
-	-	-	835	3 891	" "	<b>Total du trafic marchandises transportées(1)</b>	51
-	-	-	742	2 746	" "	Déchargées du wagon au Canada	52
-	-	-	93	935	" "	Remises aux autres chemins de fer au Canada	53
-	-	-	-	210	" "	Remises au réseau des Etats-Unis	54

Voir note(s) à la fin du tableau.

TABLE 2. Revenue Freight Carried by Railways Within Canada, 1983

No.	Commodity		Class I - Classe I		Class II - Classe II			
			Canadian National Canadien National	Canadian Pacific Canadien Pacifique	Algoma Central	British Columbia Railway	Canada Southern (Consolidated Rail)	Chesapeake and Ohio
<b>Fabricated materials, inedible (C.L.):</b>								
<b>312. Railway ties:</b>								
1	Number of railway cars loaded	carloads	52	104	-	420	62	-
2	Loaded onto railway cars in Canada	metric tonnes	2 302	5 894	-	23 456	1 109	-
3	Received from other railways in Canada	" "	308	7 971	56	-	-	-
Received from United States rail:								
4	Destined to Canadian points	" "	87	11 343	-	-	-	-
5	Destined to United States points	" "	1 500	82	-	-	-	-
6	<b>Total freight traffic carried(1)</b>	" "	<b>4 177</b>	<b>25 290</b>	<b>56</b>	<b>23 456</b>	<b>1 109</b>	-
7	Unloaded from railway cars in Canada	" "	2 365	20 453	-	13 706	-	-
8	Delivered to other railways in Canada	" "	58	4 755	56	9 750	-	-
9	Delivered to United States rail connections	" "	1 754	82	-	-	1 109	-
<b>314. Shingles and shakes of wood:</b>								
10	Number of railway cars loaded	carloads	247	1,228	-	1	-	-
11	Loaded onto railway cars in Canada	metric tonnes	6 561	34 252	-	50	-	-
12	Received from other railways in Canada	" "	1 151	160	-	-	-	-
Received from United States rail:								
13	Destined to Canadian points	" "	-	-	-	-	-	-
14	Destined to United States points	" "	-	48	-	-	-	46
15	<b>Total freight traffic carried(1)</b>	" "	<b>7 712</b>	<b>34 460</b>	-	<b>50</b>	-	<b>46</b>
16	Unloaded from railway cars in Canada	" "	2 080	919	-	-	-	-
17	Delivered to other railways in Canada	" "	544	3 159	-	-	-	-
18	Delivered to United States rail connections	" "	5 087	30 382	-	50	-	46
<b>316. Sawmill products, n.e.s.:</b>								
19	Number of railway cars loaded	carloads	10	1	-	-	-	-
20	Loaded onto railway cars in Canada	metric tonnes	142	23	-	-	-	-
21	Received from other railways in Canada	" "	-	-	-	-	-	-
Received from United States rail:								
22	Destined to Canadian points	" "	-	-	-	-	-	-
23	Destined to United States points	" "	-	-	-	-	-	-
24	<b>Total freight traffic carried(1)</b>	" "	<b>142</b>	<b>23</b>	-	-	-	-
25	Unloaded from railway cars in Canada	" "	102	23	-	-	-	-
26	Delivered to other railways in Canada	" "	-	-	-	-	-	-
27	Delivered to United States rail connections	" "	41	-	-	-	-	-
<b>318. Veneer:</b>								
28	Number of railway cars loaded	carloads	2 192	529	32	3,405	-	-
29	Loaded onto railway cars in Canada	metric tonnes	105 516	28 204	1 386	198 662	-	-
30	Received from other railways in Canada	" "	143 821	31 393	64	-	123	-
Received from United States rail:								
31	Destined to Canadian points	" "	224	621	-	-	-	-
32	Destined to United States points	" "	-	3 818	-	-	-	-
33	<b>Total freight traffic carried(1)</b>	" "	<b>249 361</b>	<b>64 034</b>	<b>1 450</b>	<b>198 662</b>	<b>123</b>	-
34	Unloaded from railway cars in Canada	" "	136 737	53 909	64	-	-	-
35	Delivered to other railways in Canada	" "	107 892	3 515	1 386	198 662	-	-
36	Delivered to United States rail connections	" "	4 931	6 610	-	-	123	-
<b>320. Plywood:</b>								
37	Number of railway cars loaded	carloads	3,995	3,059	19	3,720	-	-
38	Loaded onto railway cars in Canada	metric tonnes	164 103	131 004	1 761	165 539	-	-
39	Received from other railways in Canada	" "	162 775	58 731	254	-	1 007	3 002
Received from United States rail:								
40	Destined to Canadian points	" "	1 491	7 300	-	-	95	-
41	Destined to United States points	" "	2 262	39 754	-	-	-	3 602
42	<b>Total freight traffic carried(1)</b>	" "	<b>330 631</b>	<b>234 789</b>	<b>2 015</b>	<b>165 539</b>	<b>1 102</b>	<b>6 604</b>
43	Unloaded from railway cars in Canada	" "	313 244	145 571	170	28 252	203	3 002
44	Delivered to other railways in Canada	" "	11 098	44 879	1 645	137 287	95	-
45	Delivered to United States rail connections	" "	6 290	44 338	-	-	804	3 602
<b>322. Wood building boards, n.e.s.:</b>								
46	Number of railway cars loaded	carloads	5,140	442	47	6	-	-
47	Loaded onto railway cars in Canada	metric tonnes	285 695	25 075	1 963	109	-	-
48	Received from other railways in Canada	" "	9 797	16 804	-	-	2 589	3 573
Received from United States rail:								
49	Destined to Canadian points	" "	1 958	7 517	-	-	-	-
50	Destined to United States points	" "	3 179	5 662	-	-	-	18 097
51	<b>Total freight traffic carried(1)</b>	" "	<b>300 629</b>	<b>55 058</b>	<b>1 963</b>	<b>109</b>	<b>2 589</b>	<b>21 670</b>
52	Unloaded from railway cars in Canada	" "	199 606	34 171	-	109	-	3 573
53	Delivered to other railways in Canada	" "	35 675	7 170	1 963	-	-	-
54	Delivered to United States rail connections	" "	65 347	13 716	-	-	2 589	18 097

See footnote(s) at end of table.

TABLEAU 2. Marchandises payantes transportées par chemin de fer au Canada, 1983

Class II - Classe II				Grand total all Railways	Type de marchandise	No	
Toronto, Hamilton and Buffalo	Ontario Northland	Quebec North Shore and Labrador	All other Tous autres	Total général tous chemins de fer			
					<b>Demi-produits, non comestibles (charge complète):</b>		
					<b>312. Traverses de chemin de fer:</b>		
-	-	3	24	665	wagon	Nombre de wagons chargés	1
-	-	64	529	33 354	tonnes métriques	Chargées sur wagons au Canada	2
-	4 806	-	8 618	21 759	" "	En provenance d'autres chemins de fer au Canada	3
-	-	-	2 071	13 481	" "	En provenance des Etats-Unis:	4
-	-	-	-	1 582	" "	A destination du Canada	5
-	4 806	64	11 218	70 176	" "	A destination des Etats-Unis	6
-	4 806	64	100	41 494	" "	<b>Total du trafic marchandises transportées(1)</b>	6
-	-	-	2 053	16 672	" "	Déchargées du wagon au Canada	7
-	-	-	9 065	12 010	" "	Remises aux autres chemins de fer au Canada	8
-	-	-	-	-	" "	Remises au réseau des Etats-Unis	9
					<b>314. Bardeaux et bardeaux fendus:</b>		
-	-	-	246	1 722	wagon	Nombre de wagons chargés	10
-	-	-	7 843	48 706	tonnes métriques	Chargées sur wagons au Canada	11
-	-	-	3 374	4 685	" "	En provenance d'autres chemins de fer au Canada	12
-	-	-	-	-	" "	En provenance des Etats-Unis:	13
-	-	-	-	-	" "	A destination du Canada	14
-	-	-	-	94	" "	A destination des Etats-Unis	15
-	-	-	11 217	53 485	" "	<b>Total du trafic marchandises transportées(1)</b>	15
-	-	-	-	2 999	" "	Déchargées du wagon au Canada	16
-	-	-	3 663	7 366	" "	Remises aux autres chemins de fer au Canada	17
-	-	-	7 553	43 118	" "	Remises au réseau des Etats-Unis	18
					<b>316. Sciages:</b>		
-	-	-	1	12	wagon	Nombre de wagons chargés	19
-	-	-	63	228	tonnes métriques	Chargées sur wagons au Canada	20
-	-	-	-	-	" "	En provenance d'autres chemins de fer au Canada	21
-	-	-	-	-	" "	En provenance des Etats-Unis:	22
-	-	-	-	-	" "	A destination du Canada	23
-	-	-	-	-	" "	A destination des Etats-Unis	24
-	-	-	63	228	" "	<b>Total du trafic marchandises transportées(1)</b>	24
-	-	-	-	125	" "	Déchargées du wagon au Canada	25
-	-	-	63	63	" "	Remises aux autres chemins de fer au Canada	26
-	-	-	-	41	" "	Remises au réseau des Etats-Unis	27
					<b>318. Placages:</b>		
-	-	-	391	6 549	wagon	Nombre de wagons chargés	28
-	-	-	21 508	355 276	tonnes métriques	Chargées sur wagons au Canada	29
-	-	-	133 370	308 571	" "	En provenance d'autres chemins de fer au Canada	30
-	-	-	1 160	2 005	" "	En provenance des Etats-Unis:	31
-	-	-	-	3 816	" "	A destination du Canada	32
-	-	-	156 038	669 668	" "	A destination des Etats-Unis	33
-	-	-	89 662	280 372	" "	<b>Total du trafic marchandises transportées(1)</b>	33
-	-	-	9 684	320 939	" "	Déchargées du wagon au Canada	34
-	-	-	56 692	68 356	" "	Remises aux autres chemins de fer au Canada	35
-	-	-	-	-	" "	Remises au réseau des Etats-Unis	36
					<b>320. Contre-plaques:</b>		
-	13	9	1,137	11,952	wagon	Nombre de wagons chargés	37
-	506	82	52 752	515 749	tonnes métriques	Chargées sur wagons au Canada	38
2 345	2 321	-	7 783	236 198	" "	En provenance d'autres chemins de fer au Canada	39
-	-	-	1 221	10 107	" "	En provenance des Etats-Unis:	40
-	-	-	1 404	47 022	" "	A destination du Canada	41
2 345	2 829	82	63 140	809 076	" "	A destination des Etats-Unis	41
-	-	-	-	-	" "	<b>Total du trafic marchandises transportées(1)</b>	42
-	2 321	82	1 426	494 271	" "	Déchargées du wagon au Canada	43
2 345	508	-	56 864	254 921	" "	Remises aux autres chemins de fer au Canada	44
-	-	-	4 849	59 883	" "	Remises au réseau des Etats-Unis	45
					<b>322. Planches de bois de construction, n.d.e.:</b>		
-	-	-	258	5,893	wagon	Nombre de wagons chargés	46
-	-	-	14 329	327 171	tonnes métriques	Chargées sur wagons au Canada	47
-	445	-	15 259	48 467	" "	En provenance d'autres chemins de fer au Canada	48
-	-	-	7 848	17 323	" "	En provenance des Etats-Unis:	49
-	-	-	132	27 070	" "	A destination du Canada	50
-	445	-	37 568	420 031	" "	A destination des Etats-Unis	51
-	-	-	7 398	245 205	" "	<b>Total du trafic marchandises transportées(1)</b>	51
-	348	-	7 442	52 348	" "	Déchargées du wagon au Canada	52
-	96	-	22 729	122 478	" "	Remises aux autres chemins de fer au Canada	53
-	-	-	-	-	" "	Remises au réseau des Etats-Unis	54

Voir note(s) à la fin du tableau.

TABLE 2. Revenue Freight Carried by Railways Within Canada, 1983

No.	Commodity		Class I - Classe I		Class II - Classe II			
			Canadian National Canadien National	Canadian Pacific Canadien Pacifique	Algoma Central	British Columbia Railway	Canada Southern (Consolidated Rail)	Chesapeake and Ohio
<b>Fabricated materials, inedible (C.L.):</b>								
<b>324. Millwork (woodwork):</b>								
1	Number of railway cars loaded	carloads	164	30	-	-	-	-
2	Loaded onto railway cars in Canada	metric tonnes	4 022	781	-	-	-	-
3	Received from other railways in Canada	" "	5 166	809	-	-	-	-
	Received from United States rail:							
4	Destined to Canadian points	" "	376	1 311	-	-	495	-
5	Destined to United States points	" "	4 485	7 971	-	-	-	1 817
6	<b>Total freight traffic carried(1)</b>	" "	<b>14 049</b>	<b>10 872</b>	-	-	<b>495</b>	<b>1 817</b>
7	Unloaded from railway cars in Canada	" "	9 112	2 690	-	-	-	-
8	Delivered to other railways in Canada	" "	186	221	-	-	495	-
9	Delivered to United States rail connections	" "	4 752	7 971	-	-	-	1 817
<b>326. Cooperage stock and box, crate and package stock:</b>								
10	Number of railway cars loaded	carloads	3	40	-	95	-	-
11	Loaded onto railway cars in Canada	metric tonnes	196	323	-	1 696	-	-
12	Received from other railways in Canada	" "	-	114	-	-	-	-
	Received from United States rail:							
13	Destined to Canadian points	" "	-	1 143	-	-	-	15
14	Destined to United States points	" "	-	1 083	-	-	-	-
15	<b>Total freight traffic carried(1)</b>	" "	<b>196</b>	<b>2 663</b>	-	<b>1 696</b>	-	<b>15</b>
16	Unloaded from railway cars in Canada	" "	196	1 580	-	1 696	-	15
17	Delivered to other railways in Canada	" "	-	-	-	-	-	-
18	Delivered to United States rail connections	" "	-	1 083	-	-	-	-
<b>328. Other wood fabricated materials, n.e.s.:</b>								
19	Number of railway cars loaded	carloads	76	239	-	2	3	-
20	Loaded onto railway cars in Canada	metric tonnes	2 562	11 915	-	36	52	-
21	Received from other railways in Canada	" "	611	109	-	622	-	-
	Received from United States rail:							
22	Destined to Canadian points	" "	420	594	-	-	-	-
23	Destined to United States points	" "	4 883	845	-	-	-	-
24	<b>Total freight traffic carried(1)</b>	" "	<b>8 478</b>	<b>13 463</b>	-	<b>658</b>	<b>52</b>	-
25	Unloaded from railway cars in Canada	" "	3 377	7 337	-	659	-	-
26	Delivered to other railways in Canada	" "	112	1 520	-	-	-	-
27	Delivered to United States rail connections	" "	4 988	4 606	-	-	52	-
<b>330. Wood pulp:</b>								
28	Number of railway cars loaded	carloads	37 108	36 435	-	16 792	-	-
29	Loaded onto railway cars in Canada	metric tonnes	2 220 531	2 258 209	-	1 185 786	-	-
30	Received from other railways in Canada	" "	248 265	148 200	267 463	106 197	107 669	22 671
	Received from United States rail:							
31	Destined to Canadian points	" "	76 421	36 845	-	-	318	-
32	Destined to United States points	" "	18 996	56 040	-	-	-	13 151
33	<b>Total freight traffic carried(1)</b>	" "	<b>2 566 213</b>	<b>2 499 294</b>	<b>267 463</b>	<b>1 291 983</b>	<b>107 987</b>	<b>35 822</b>
34	Unloaded from railway cars in Canada	" "	864 415	1 028 699	8 192	1 061 822	-	-
35	Delivered to other railways in Canada	" "	278 151	346 848	261 271	229 671	318	-
36	Delivered to United States rail connections	" "	1 423 647	1 123 757	-	489	107 669	35 822
<b>332. Pulp, n.e.s.:</b>								
37	Number of railway cars loaded	carloads	29	1	-	-	-	-
38	Loaded onto railway cars in Canada	metric tonnes	1 315	68	-	-	-	-
39	Received from other railways in Canada	" "	152	154	-	-	-	-
	Received from United States rail:							
40	Destined to Canadian points	" "	526	1 232	-	-	-	-
41	Destined to United States points	" "	389	451	-	-	-	-
42	<b>Total freight traffic carried(1)</b>	" "	<b>2 382</b>	<b>1 905</b>	-	-	-	-
43	Unloaded from railway cars in Canada	" "	1 525	1 454	-	-	-	-
44	Delivered to other railways in Canada	" "	109	-	-	-	-	-
45	Delivered to United States rail connections	" "	746	451	-	-	-	-
<b>334. Newsprint paper:</b>								
46	Number of railway cars loaded	carloads	41 569	23 460	14	151	-	-
47	Loaded onto railway cars in Canada	metric tonnes	2 541 780	1 409 024	730	4 024	-	-
48	Received from other railways in Canada	" "	86 923	82 482	43 137	-	124 264	4 074
	Received from United States rail:							
49	Destined to Canadian points	" "	523	7 081	-	-	-	-
50	Destined to United States points	" "	155	490	-	-	-	34 422
51	<b>Total freight traffic carried(1)</b>	" "	<b>2 629 361</b>	<b>1 499 077</b>	<b>43 867</b>	<b>4 024</b>	<b>124 264</b>	<b>38 496</b>
52	Unloaded from railway cars in Canada	" "	407 219	312 672	81	4 024	7 213	-
53	Delivered to other railways in Canada	" "	37 559	357 746	43 766	-	-	-
54	Delivered to United States rail connections	" "	2 184 802	829 658	-	-	117 051	38 496

See footnote(s) at end of table.

TABLEAU 2. Marchandises payantes transportées par chemin de fer au Canada, 1983

Class II - Classe II				Grand total all Railways	Type de marchandise	No
Toronto, Hamilton and Buffalo	Ontario Northland	Quebec North Shore and Labrador	All other Tous autres	Total général tous chemins de fer		
					<b>Demi-produits, non comestibles (charge complète):</b>	
					<b>324. Bois de menuiserie:</b>	
-	2	13	140	349	wagon	1
-	18	216	3 182	8 219	tonnes métriques	2
496	127	-	-	6 598	" "	3
-	-	-	179	2 361	" "	4
-	-	-	-	14 273	" "	5
<b>496</b>	<b>145</b>	<b>216</b>	<b>3 361</b>	<b>31 451</b>	<b>Total du trafic marchandises transportées(1)</b>	<b>6</b>
-	145	216	22	12 175	" "	7
496	-	-	3 313	4 711	" "	8
-	-	-	26	14 566	" "	9
					<b>326. Ouvrages de tonnerie, caisses et bois de layetier:</b>	
-	-	-	-	138	wagon	10
-	-	-	-	2 215	tonnes métriques	11
-	-	-	-	114	" "	12
-	-	-	-	1 158	" "	13
-	-	-	-	1 083	" "	14
-	-	-	-	<b>4 570</b>	<b>Total du trafic marchandises transportées(1)</b>	<b>15</b>
-	-	-	-	3 487	" "	16
-	-	-	-	-	" "	17
-	-	-	-	1 083	" "	18
					<b>328. Autre demi-produits en bois, n.d.a.:</b>	
-	-	7	12	339	wagon	19
-	-	167	568	15 300	tonnes métriques	20
-	-	-	109	1 451	" "	21
-	-	-	254	1 268	" "	22
-	-	-	-	5 728	" "	23
-	-	<b>167</b>	<b>931</b>	<b>23 747</b>	<b>Total du trafic marchandises transportées(1)</b>	<b>24</b>
-	-	167	220	11 760	" "	25
-	-	-	668	2 300	" "	26
-	-	-	43	9 689	" "	27
					<b>330. Pâte de bois:</b>	
-	-	-	679	91 014	wagon	28
-	-	-	44 055	5 708 581	tonnes métriques	29
75 510	47 983	-	266 107	1 290 065	" "	30
-	-	-	11 372	126 956	" "	31
-	-	-	2 280	90 467	" "	32
<b>75 510</b>	<b>47 983</b>	-	<b>323 814</b>	<b>7 216 069</b>	<b>Total du trafic marchandises transportées(1)</b>	<b>33</b>
-	-	-	31 585	2 992 703	" "	34
75 510	47 983	-	6 832	1 246 584	" "	35
-	-	-	265 395	2 976 779	" "	38
					<b>332. Pâte, n.d.a.:</b>	
-	-	-	-	30	wagon	37
-	-	-	-	1 383	tonnes métriques	38
-	-	-	163	469	" "	39
-	-	-	189	1 947	" "	40
-	-	-	99 251	100 091	" "	41
-	-	-	<b>99 603</b>	<b>103 890</b>	<b>Total du trafic marchandises transportées(1)</b>	<b>42</b>
-	-	-	111	3 090	" "	43
-	-	-	78	167	" "	44
-	-	-	99 414	100 613	" "	45
					<b>334. Papier journal:</b>	
-	2 367	-	8 983	76 544	wagon	46
-	145 033	-	536 432	4 637 023	tonnes métriques	47
56 447	213 105	-	479 069	1 089 501	" "	48
-	-	-	1 618	9 222	" "	49
-	-	-	-	35 067	" "	50
56 447	<b>358 136</b>	-	<b>1 017 119</b>	<b>5 770 813</b>	<b>Total du trafic marchandises transportées(1)</b>	<b>51</b>
-	132	-	5 278	736 619	" "	52
56 447	358 006	-	307 071	1 160 615	" "	53
-	-	-	704 771	3 873 578	" "	54

Voir note(s) à la fin du tableau.

TABLE 2. Revenue Freight Carried by Railways Within Canada, 1983

No	Commodity		Class I - Classe I		Class II - Classe II			
			Canadian National Canadien National	Canadian Pacific Canadien Pacifique	Algoma Central	British Columbia Railway	Canada Southern (Consolidated Rail)	Chesapeake and Ohio
<b>Fabricated materials, Inedible (C.L.):</b>								
<b>336. Groundwood printing and specialty paper:</b>								
1	Number of railway cars loaded	carloads	4,872	1,937	-	-	2	-
2	Loaded onto railway cars in Canada	metric tonnes	259 924	111 576	-	-	103	-
3	Received from other railways in Canada	" "	51 298	5 091	-	-	25 907	-
Received from United States rail:								
4	Destined to Canadian points	" "	25 094	75 627	-	-	243	-
5	Destined to United States points	" "	448 832	341 078	-	-	-	10 667
6	<b>Total freight traffic carried(1)</b>	" "	<b>785 148</b>	<b>533 372</b>	-	-	<b>26 253</b>	<b>10 667</b>
7	Unloaded from railway cars in Canada	" "	64 139	44 858	-	-	94	-
8	Delivered to other railways in Canada	" "	11 146	71 052	-	-	149	-
9	Delivered to United States rail connections	" "	709 863	417 463	-	-	26 010	10 667
<b>338. Book paper:</b>								
10	Number of railway cars loaded	carloads	-	-	-	-	-	-
11	Loaded onto railway cars in Canada	metric tonnes	-	-	-	-	-	-
12	Received from other railways in Canada	" "	-	-	-	-	-	-
Received from United States rail:								
13	Destined to Canadian points	" "	-	-	-	-	-	-
14	Destined to United States points	" "	-	28	-	-	-	-
15	<b>Total freight traffic carried(1)</b>	" "	-	<b>28</b>	-	-	-	-
16	Unloaded from railway cars in Canada	" "	-	-	-	-	-	-
17	Delivered to other railways in Canada	" "	-	-	-	-	-	-
18	Delivered to United States rail connections	" "	-	28	-	-	-	-
<b>340. Fine paper, tissue paper and sanitary paper:</b>								
19	Number of railway cars loaded	carloads	1,134	199	-	-	-	-
20	Loaded onto railway cars in Canada	metric tonnes	15 015	3 673	-	-	-	-
21	Received from other railways in Canada	" "	1 197	7 234	-	-	32	-
Received from United States rail:								
22	Destined to Canadian points	" "	1 505	81	-	-	85	-
23	Destined to United States points	" "	5 440	12 729	-	-	-	11 812
24	<b>Total freight traffic carried(1)</b>	" "	<b>23 157</b>	<b>23 717</b>	-	-	<b>117</b>	<b>11 812</b>
25	Unloaded from railway cars in Canada	" "	12 586	7 517	-	-	-	-
26	Delivered to other railways in Canada	" "	4 761	2 221	-	-	85	-
27	Delivered to United States rail connections	" "	5 811	13 979	-	-	32	11 812
<b>342. Wrapping paper:</b>								
28	Number of railway cars loaded	carloads	1,747	449	-	964	-	-
29	Loaded onto railway cars in Canada	metric tonnes	103 923	20 575	-	60 604	-	-
30	Received from other railways in Canada	" "	5 915	5 902	571	104	1 714	-
Received from United States rail:								
31	Destined to Canadian points	" "	6 816	8 964	-	-	41	-
32	Destined to United States points	" "	4 200	20 935	-	-	-	578
33	<b>Total freight traffic carried(1)</b>	" "	<b>120 654</b>	<b>56 376</b>	<b>571</b>	<b>60 708</b>	<b>1 755</b>	<b>578</b>
34	Unloaded from railway cars in Canada	" "	90 488	16 282	23	60 170	-	-
35	Delivered to other railways in Canada	" "	9 901	9 384	548	538	41	-
36	Delivered to United States rail connections	" "	20 265	30 710	-	-	1 714	578
<b>344. Paperboard, n.e.s.:</b>								
37	Number of railway cars loaded	carloads	13,666	2,711	-	-	-	-
38	Loaded onto railway cars in Canada	metric tonnes	473 056	122 580	-	-	-	-
39	Received from other railways in Canada	" "	32 626	24 954	-	-	249	-
Received from United States rail:								
40	Destined to Canadian points	" "	19 008	32 235	-	-	174	-
41	Destined to United States points	" "	26 620	167 179	-	-	-	3 314
42	<b>Total freight traffic carried(1)</b>	" "	<b>551 310</b>	<b>346 948</b>	-	-	<b>423</b>	<b>3 314</b>
43	Unloaded from railway cars in Canada	" "	457 934	169 530	-	-	11	-
44	Delivered to other railways in Canada	" "	40 502	9 684	-	-	163	-
45	Delivered to United States rail connections	" "	52 874	167 733	-	-	249	3 314
<b>348. Building paper:</b>								
46	Number of railway cars loaded	carloads	257	1,699	-	-	-	-
47	Loaded onto railway cars in Canada	metric tonnes	13 875	66 990	-	-	-	-
48	Received from other railways in Canada	" "	2 552	110	-	-	-	-
Received from United States rail:								
49	Destined to Canadian points	" "	-	54	-	-	-	-
50	Destined to United States points	" "	-	-	-	-	-	-
51	<b>Total freight traffic carried(1)</b>	" "	<b>18 427</b>	<b>67 154</b>	-	-	-	-
52	Unloaded from railway cars in Canada	" "	11 668	41 621	-	-	-	-
53	Delivered to other railways in Canada	" "	110	2 561	-	-	-	-
54	Delivered to United States rail connections	" "	4 649	22 973	-	-	-	-

See footnote(s) at end of table.





TABLE 2. Revenue Freight Carried by Railways Within Canada, 1983

No.	Commodity		Class I - Classe I		Class II - Classe II			
			Canadian National Canadien National	Canadian Pacific Canadien Pacifique	Algoma Central	British Columbia Railway	Canada Southern (Consolidated Rail)	Chesapeake and Ohio
<b>Fabricated materials, inedible (C.L.):</b>								
<b>348. Building board, n.e.s.:</b>								
1	Number of railway cars loaded	carloads	564	823	-	547	18	-
2	Loaded onto railway cars in Canada	metric tonnes	24 679	29 637	-	11 826	1 201	-
3	Received from other railways in Canada	" "	4 957	6 289	314	180	46	-
Received from United States rail:								
4	Destined to Canadian points	" "	3 750	5 375	-	-	44	-
5	Destined to United States points	" "	1 197	931	-	-	-	1 709
6	<b>Total freight traffic carried(1)</b>	" "	<b>34 317</b>	<b>42 466</b>	<b>314</b>	<b>12 006</b>	<b>1 291</b>	<b>1 709</b>
7	Unloaded from railway cars in Canada	" "	18 522	33 716	-	12 006	-	-
8	Delivered to other railways in Canada	" "	2 580	6 247	314	-	1 205	-
9	Delivered to United States rail connections	" "	13 215	2 502	-	-	87	1 709
<b>350. Paper, n.e.s.:</b>								
10	Number of railway cars loaded	carloads	-	1	-	52	-	-
11	Loaded onto railway cars in Canada	metric tonnes	-	49	-	658	-	-
12	Received from other railways in Canada	" "	-	-	-	-	-	-
Received from United States rail:								
13	Destined to Canadian points	" "	-	-	-	-	-	-
14	Destined to United States points	" "	2 399	-	-	-	-	-
15	<b>Total freight traffic carried(1)</b>	" "	<b>2 399</b>	<b>49</b>	-	<b>658</b>	-	-
16	Unloaded from railway cars in Canada	" "	-	-	-	658	-	-
17	Delivered to other railways in Canada	" "	-	49	-	-	-	-
18	Delivered to United States rail connections	" "	2 399	-	-	-	-	-
<b>352. Batts, batting, wadding and felt:</b>								
19	Number of railway cars loaded	carloads	464	25	-	-	1	-
20	Loaded onto railway cars in Canada	metric tonnes	5 831	859	-	-	18	-
21	Received from other railways in Canada	" "	10	3	-	-	-	-
Received from United States rail:								
22	Destined to Canadian points	" "	105	5	-	-	3	-
23	Destined to United States points	" "	-	22	-	-	-	-
24	<b>Total freight traffic carried(1)</b>	" "	<b>5 946</b>	<b>889</b>	-	-	<b>21</b>	-
25	Unloaded from railway cars in Canada	" "	5 854	867	-	-	-	-
26	Delivered to other railways in Canada	" "	83	-	-	-	3	-
27	Delivered to United States rail connections	" "	10	22	-	-	18	-
<b>354. Cordage, twine and rope:</b>								
28	Number of railway cars loaded	carloads	1	-	-	-	-	-
29	Loaded onto railway cars in Canada	metric tonnes	54	-	-	-	-	-
30	Received from other railways in Canada	" "	341	46	-	-	-	-
Received from United States rail:								
31	Destined to Canadian points	" "	2 378	2 323	-	-	-	-
32	Destined to United States points	" "	-	-	-	-	-	-
33	<b>Total freight traffic carried(1)</b>	" "	<b>2 771</b>	<b>2 369</b>	-	-	-	-
34	Unloaded from railway cars in Canada	" "	2 596	2 370	-	-	-	-
35	Delivered to other railways in Canada	" "	53	-	-	-	-	-
36	Delivered to United States rail connections	" "	122	-	-	-	-	-
<b>356. Cotton broad-woven fabrics:</b>								
37	Number of railway cars loaded	carloads	11	-	-	-	-	-
38	Loaded onto railway cars in Canada	metric tonnes	157	-	-	-	-	-
39	Received from other railways in Canada	" "	-	26	-	-	-	-
Received from United States rail:								
40	Destined to Canadian points	" "	-	36	-	-	-	-
41	Destined to United States points	" "	-	62	-	-	-	-
42	<b>Total freight traffic carried(1)</b>	" "	<b>157</b>	<b>62</b>	-	-	-	-
43	Unloaded from railway cars in Canada	" "	148	45	-	-	-	-
44	Delivered to other railways in Canada	" "	9	-	-	-	-	-
45	Delivered to United States rail connections	" "	-	17	-	-	-	-
<b>358. Jute broad-woven fabrics:</b>								
46	Number of railway cars loaded	carloads	-	16	-	-	-	-
47	Loaded onto railway cars in Canada	metric tonnes	-	505	-	-	-	-
48	Received from other railways in Canada	" "	-	-	-	-	-	-
Received from United States rail:								
49	Destined to Canadian points	" "	-	-	-	-	-	-
50	Destined to United States points	" "	-	-	-	-	-	23
51	<b>Total freight traffic carried(1)</b>	" "	-	<b>505</b>	-	-	-	<b>23</b>
52	Unloaded from railway cars in Canada	" "	-	-	-	-	-	-
53	Delivered to other railways in Canada	" "	-	-	-	-	-	-
54	Delivered to United States rail connections	" "	-	505	-	-	-	23

See footnote(s) at end of table.

TABLEAU 2. Marchandises payantes transportées par chemin de fer au Canada, 1983

Class II - Classe II				Grand total all Railways	Type de marchandise	No
Toronto, Hamilton and Buffalo	Ontario Northland	Quebec North Shore and Labrador	All other Tous autres	Total général tous chemins de fer		
					<b>Demi-produits, non comestibles (charge complète):</b>	
					<b>348. Panneaux de construction, n.d.a.:</b>	
-	1	-	10	1,963	wagon	Nombre de wagons chargés
-	27	-	500	67 870	tonnes métriques	Chargées sur wagons au Canada
1 118	63	-	6 502	19 469	" "	En provenance d'autres chemins de fer au Canada
-	-	-	-	-	" "	En provenance des Etats-Unis:
-	-	-	7 455	16 624	" "	A destination du Canada
-	-	-	59	3 864	" "	A destination des Etats-Unis
1 118	90	-	14 516	107 827	" "	<b>Total du trafic marchandises transportées(1)</b>
-	90	-	3 031	67 365	" "	Déchargées du wagon au Canada
1 118	-	-	8 923	20 387	" "	Remises aux autres chemins de fer au Canada
-	-	-	2 562	20 075	" "	Remises au réseau des Etats-Unis
					<b>350. Papier, n.d.a.:</b>	
-	-	-	-	53	wagon	Nombre de wagons chargés
-	-	-	-	707	tonnes métriques	Chargées sur wagons au Canada
-	-	-	-	-	" "	En provenance d'autres chemins de fer au Canada
-	-	-	-	-	" "	En provenance des Etats-Unis:
-	-	-	-	-	" "	A destination du Canada
-	-	-	-	2 399	" "	A destination des Etats-Unis
-	-	-	-	3 106	" "	<b>Total du trafic marchandises transportées(1)</b>
-	-	-	-	658	" "	Déchargées du wagon au Canada
-	-	-	-	49	" "	Remises aux autres chemins de fer au Canada
-	-	-	-	2 399	" "	Remises au réseau des Etats-Unis
					<b>352. Ouate et bourre en masse ou en feuilles et feutre:</b>	
-	-	-	-	490	wagon	Nombre de wagons chargés
12	-	-	-	6 708	tonnes métriques	Chargées sur wagons au Canada
-	-	-	99	124	" "	En provenance d'autres chemins de fer au Canada
-	-	-	-	-	" "	En provenance des Etats-Unis:
-	-	-	85	198	" "	A destination du Canada
12	-	-	-	22	" "	A destination des Etats-Unis
-	-	-	184	7 052	" "	<b>Total du trafic marchandises transportées(1)</b>
-	-	-	94	6 815	" "	Déchargées du wagon au Canada
12	-	-	90	188	" "	Remises aux autres chemins de fer au Canada
-	-	-	-	50	" "	Remises au réseau des Etats-Unis
					<b>354. Cordage, ficelle et corde:</b>	
-	-	-	-	1	wagon	Nombre de wagons chargés
-	-	-	-	54	tonnes métriques	Chargées sur wagons au Canada
-	56	-	54	497	" "	En provenance d'autres chemins de fer au Canada
-	-	-	-	-	" "	En provenance des Etats-Unis:
-	-	-	95	4 794	" "	A destination du Canada
-	-	-	17	17	" "	A destination des Etats-Unis
-	56	-	166	5 362	" "	<b>Total du trafic marchandises transportées(1)</b>
-	56	-	149	5 171	" "	Déchargées du wagon au Canada
-	-	-	17	70	" "	Remises aux autres chemins de fer au Canada
-	-	-	-	122	" "	Remises au réseau des Etats-Unis
					<b>356. Tissus larges de coton:</b>	
-	-	-	-	11	wagon	Nombre de wagons chargés
-	-	-	-	157	tonnes métriques	Chargées sur wagons au Canada
-	-	-	-	26	" "	En provenance d'autres chemins de fer au Canada
-	-	-	-	-	" "	En provenance des Etats-Unis:
-	-	-	-	38	" "	A destination du Canada
-	-	-	-	-	" "	A destination des Etats-Unis
-	-	-	-	219	" "	<b>Total du trafic marchandises transportées(1)</b>
-	-	-	-	193	" "	Déchargées du wagon au Canada
-	-	-	-	9	" "	Remises aux autres chemins de fer au Canada
-	-	-	-	17	" "	Remises au réseau des Etats-Unis
					<b>358. Tissus larges de jute:</b>	
-	-	-	-	16	wagon	Nombre de wagons chargés
-	-	-	-	505	tonnes métriques	Chargées sur wagons au Canada
-	-	-	-	-	" "	En provenance d'autres chemins de fer au Canada
-	-	-	-	-	" "	En provenance des Etats-Unis:
-	-	-	-	-	" "	A destination du Canada
-	-	-	-	23	" "	A destination des Etats-Unis
-	-	-	-	528	" "	<b>Total du trafic marchandises transportées(1)</b>
-	-	-	-	-	" "	Déchargées du wagon au Canada
-	-	-	-	-	" "	Remises aux autres chemins de fer au Canada
-	-	-	-	528	" "	Remises au réseau des Etats-Unis

Voir note(s) à la fin du tableau.

TABLE 2. Revenue Freight Carried by Railways Within Canada, 1983

Commodity		Class I - Classe I		Class II - Classe II			
		Canadian National Canadien National	Canadian Pacific Canadien Pacifique	Algoma Central	British Columbia Railway	Canada Southern (Consolidated Rail)	Chesapeake and Ohio
<b>Fabricated materials, inedible (C.L.):</b>							
<b>360. Textile fabricated materials, n.e.s.:</b>							
1	Number of railway cars loaded						
2	Loaded onto railway cars in Canada	carloads 19	21	-	-	-	-
3	Received from other railways in Canada	metric tonnes 598	287	-	-	-	-
4	Received from United States rail:	44	-	-	-	-	-
5	Destined to Canadian points	41	18	-	-	-	-
6	Destined to United States points	81	97	-	-	-	-
7	<b>Total freight traffic carried(1)</b>	<b>764</b>	<b>402</b>	-	-	-	-
8	Unloaded from railway cars in Canada	98	271	-	-	-	-
9	Delivered to other railways in Canada	-	24	-	-	-	-
10	Delivered to United States rail connections	665	106	-	-	-	-
<b>362. Animal oils and fats (excluding marine):</b>							
11	Number of railway cars loaded	carloads 455	920	-	-	-	-
12	Loaded onto railway cars in Canada	metric tonnes 20 069	65 290	-	-	-	-
13	Received from other railways in Canada	396	122	-	-	-	-
14	Received from United States rail:	-	-	-	-	-	-
15	Destined to Canadian points	1 373	842	-	-	-	-
16	Destined to United States points	-	23	-	-	-	66
17	<b>Total freight traffic carried(1)</b>	<b>21 838</b>	<b>66 277</b>	-	-	-	<b>66</b>
18	Unloaded from railway cars in Canada	16 847	65 686	-	-	-	-
19	Delivered to other railways in Canada	4 796	283	-	-	-	-
20	Delivered to United States rail connections	195	308	-	-	-	66
<b>364. Fish and marine animal oils:</b>							
21	Number of railway cars loaded	carloads 9	3	-	-	-	-
22	Loaded onto railway cars in Canada	metric tonnes 534	92	-	-	-	-
23	Received from other railways in Canada	-	-	-	-	-	-
24	Received from United States rail:	-	-	-	-	-	-
25	Destined to Canadian points	-	-	-	-	-	-
26	Destined to United States points	-	415	-	-	-	-
27	<b>Total freight traffic carried(1)</b>	<b>534</b>	<b>507</b>	-	-	-	-
28	Unloaded from railway cars in Canada	478	-	-	-	-	-
29	Delivered to other railways in Canada	-	64	-	-	-	-
30	Delivered to United States rail connections	56	443	-	-	-	-
<b>366. Cottonseed oil and linseed oil:</b>							
31	Number of railway cars loaded	carloads -	28	-	-	-	-
32	Loaded onto railway cars in Canada	metric tonnes -	1 618	-	-	-	-
33	Received from other railways in Canada	-	-	-	-	-	-
34	Received from United States rail:	1 264	-	-	-	-	-
35	Destined to Canadian points	1 299	1 448	-	-	-	-
36	Destined to United States points	-	487	-	-	-	-
37	<b>Total freight traffic carried(1)</b>	<b>2 563</b>	<b>3 553</b>	-	-	-	-
38	Unloaded from railway cars in Canada	2 117	1 963	-	-	-	-
39	Delivered to other railways in Canada	210	1 102	-	-	-	-
40	Delivered to United States rail connections	236	487	-	-	-	-
<b>368. Soyabean oil:</b>							
41	Number of railway cars loaded	carloads 65	474	-	87	-	-
42	Loaded onto railway cars in Canada	metric tonnes 4 432	32 435	-	6 997	-	-
43	Received from other railways in Canada	79	100	-	-	-	-
44	Received from United States rail:	-	-	-	-	-	-
45	Destined to Canadian points	155	4 178	-	-	-	-
46	Destined to United States points	-	14 852	-	-	-	66
47	<b>Total freight traffic carried(1)</b>	<b>4 666</b>	<b>51 565</b>	-	<b>8 997</b>	-	<b>66</b>
48	Unloaded from railway cars in Canada	4 504	36 714	-	5 136	-	-
49	Delivered to other railways in Canada	83	-	-	1 862	-	-
50	Delivered to United States rail connections	79	14 852	-	-	-	66
<b>370. Vegetable oils, and fats, n.e.s.:</b>							
51	Number of railway cars loaded	carloads 2 483	2 669	-	8	-	-
52	Loaded onto railway cars in Canada	metric tonnes 167 923	190 619	-	479	-	-
53	Received from other railways in Canada	18 681	6 069	-	-	54	-
54	Received from United States rail:	-	-	-	-	-	-
55	Destined to Canadian points	11 249	7 259	-	-	225	-
56	Destined to United States points	-	2 760	-	-	-	68
57	<b>Total freight traffic carried(1)</b>	<b>197 853</b>	<b>206 707</b>	-	<b>479</b>	<b>279</b>	<b>68</b>
58	Unloaded from railway cars in Canada	187 648	177 430	-	314	-	-
59	Delivered to other railways in Canada	9 874	22 116	-	165	225	-
60	Delivered to United States rail connections	331	7 161	-	-	54	68

See footnote(s) at end of table.

TABLEAU 2. Marchandises payantes transportées par chemin de fer au Canada, 1983

Class II - Classe II				Grand total all Railways	Type de marchandise	No
Toronto, Hamilton and Buffalo	Ontario Northland	Quebec North Shore and Labrador	All other Tous autres	Total général tous chemins de fer		
					<b>Demi-produits, non comestibles (charge complète):</b>	
					<b>360. Demi-produits en matières textiles, n.d.a.:</b>	
				40	wagon	Nombre de wagons chargés
				885	tonnes métriques	Chargées sur wagons au Canada
				44	" "	En provenance d'autres chemins de fer au Canada
			223	282	" "	En provenance des Etats-Unis:
				178	" "	A destination du Canada
					" "	A destination des Etats-Unis
			<b>223</b>	<b>1 389</b>	" "	<b>Total du trafic marchandises transportées(1)</b>
			212	581	" "	Déchargées du wagon au Canada
			11	35	" "	Remises aux autres chemins de fer au Canada
				771	" "	Remises au réseau des Etats-Unis
					" "	<b>362. Huiles et corps gras d'origine animale (sauf marins):</b>
			7	1,382	wagon	Nombre de wagons chargés
			192	85 551	tonnes métriques	Chargées sur wagons au Canada
			5 048	5 566	" "	En provenance d'autres chemins de fer au Canada
					" "	En provenance des Etats-Unis:
			348	2 563	" "	A destination du Canada
				89	" "	A destination des Etats-Unis
			<b>5 588</b>	<b>93 769</b>	" "	<b>Total du trafic marchandises transportées(1)</b>
			5 028	87 561	" "	Déchargées du wagon au Canada
			331	5 410	" "	Remises aux autres chemins de fer au Canada
			230	799	" "	Remises au réseau des Etats-Unis
					" "	<b>364. Huiles de poissons et d'animaux marins:</b>
				12	wagon	Nombre de wagons chargés
				626	tonnes métriques	Chargées sur wagons au Canada
			92	92	" "	En provenance d'autres chemins de fer au Canada
					" "	En provenance des Etats-Unis:
					" "	A destination du Canada
				415	" "	A destination des Etats-Unis
			<b>92</b>	<b>1 133</b>	" "	<b>Total du trafic marchandises transportées(1)</b>
				478	" "	Déchargées du wagon au Canada
				64	" "	Remises aux autres chemins de fer au Canada
			92	591	" "	Remises au réseau des Etats-Unis
					" "	<b>366. Huile de coton et huile de lin:</b>
				28	wagon	Nombre de wagons chargés
				1 618	tonnes métriques	Chargées sur wagons au Canada
			138	1 402	" "	En provenance d'autres chemins de fer au Canada
					" "	En provenance des Etats-Unis:
				2 747	" "	A destination du Canada
				487	" "	A destination des Etats-Unis
			<b>138</b>	<b>6 254</b>	" "	<b>Total du trafic marchandises transportées(1)</b>
				4 080	" "	Déchargées du wagon au Canada
			138	1 450	" "	Remises aux autres chemins de fer au Canada
				723	" "	Remises au réseau des Etats-Unis
					" "	<b>368. Huile de soja:</b>
				626	wagon	Nombre de wagons chargés
				43 864	tonnes métriques	Chargées sur wagons au Canada
			432	611	" "	En provenance d'autres chemins de fer au Canada
					" "	En provenance des Etats-Unis:
			438	4 771	" "	A destination du Canada
				14 918	" "	A destination des Etats-Unis
			<b>870</b>	<b>64 164</b>	" "	<b>Total du trafic marchandises transportées(1)</b>
			732	47 086	" "	Déchargées du wagon au Canada
			138	2 083	" "	Remises aux autres chemins de fer au Canada
				14 997	" "	Remises au réseau des Etats-Unis
					" "	<b>370. Huiles et corps gras d'origine végétale, n.d.a.:</b>
				5,360	wagon	Nombre de wagons chargés
				359 021	tonnes métriques	Chargées sur wagons au Canada
255			3 656	28 715	" "	En provenance d'autres chemins de fer au Canada
					" "	En provenance des Etats-Unis:
			3 314	22 047	" "	A destination du Canada
				2 828	" "	A destination des Etats-Unis
255			<b>6 970</b>	<b>412 611</b>	" "	<b>Total du trafic marchandises transportées(1)</b>
140			5 062	370 594	" "	Déchargées du wagon au Canada
115			1 908	34 403	" "	Remises aux autres chemins de fer au Canada
				7 614	" "	Remises au réseau des Etats-Unis

Voir note(s) à la fin du tableau.

TABLE 2. Revenue Freight Carried by Railways Within Canada, 1983

No.	Commodity		Class I - Classe I		Class II - Classe II			
			Canadian National Canadien National	Canadian Pacific Canadien Pacifique	Algoma Central	British Columbia Railway	Canada Southern (Consolidated Rail)	Chesapeake and Ohio
<b>Fabricated materials, inedible (C.L.):</b>								
<b>372. Chemically modified oils, fats and waxes and their derivatives:</b>								
1	Number of railway cars loaded	carloads	32	98	-	-	-	3
2	Loaded onto railway cars in Canada	metric tonnes	1 791	5 215	-	-	-	203
3	Received from other railways in Canada	" "	207	112	-	-	-	-
Received from United States rail:								
4	Destined to Canadian points	" "	1 290	129	-	-	-	-
5	Destined to United States points	" "	-	68	-	-	-	-
6	<b>Total freight traffic carried(1)</b>	" "	<b>3 288</b>	<b>5 524</b>	-	-	-	<b>203</b>
7	Unloaded from railway cars in Canada	" "	2 655	3 960	-	-	-	-
8	Delivered to other railways in Canada	" "	497	133	-	-	-	-
9	Delivered to United States rail connections	" "	135	1 432	-	-	-	203
<b>374. Turpentine, rosin and rosin oils, spirits and acids:</b>								
10	Number of railway cars loaded	carloads	81	50	-	-	-	-
11	Loaded onto railway cars in Canada	metric tonnes	3 211	2 059	-	-	-	-
12	Received from other railways in Canada	" "	71	977	-	163	-	-
Received from United States rail:								
13	Destined to Canadian points	" "	2 486	1 878	-	-	100	1 133
14	Destined to United States points	" "	44	1 539	-	-	-	158
15	<b>Total freight traffic carried(1)</b>	" "	<b>5 812</b>	<b>6 253</b>	-	<b>163</b>	<b>100</b>	<b>1 291</b>
16	Unloaded from railway cars in Canada	" "	5 029	3 456	-	163	-	1 133
17	Delivered to other railways in Canada	" "	739	1 018	-	-	100	-
18	Delivered to United States rail connections	" "	44	1 780	-	-	-	158
<b>376. Gum, wood and vegetable extracts:</b>								
19	Number of railway cars loaded	carloads	495	427	-	-	-	-
20	Loaded onto railway cars in Canada	metric tonnes	31 553	26 654	-	-	-	-
21	Received from other railways in Canada	" "	5 936	1 586	591	-	-	-
Received from United States rail:								
22	Destined to Canadian points	" "	22 843	1 960	-	-	191	-
23	Destined to United States points	" "	37	73	-	-	-	231
24	<b>Total freight traffic carried(1)</b>	" "	<b>60 369</b>	<b>30 273</b>	<b>591</b>	-	<b>191</b>	<b>231</b>
25	Unloaded from railway cars in Canada	" "	40 900	20 850	80	-	167	-
26	Delivered to other railways in Canada	" "	3 040	1 379	512	-	24	-
27	Delivered to United States rail connections	" "	16 429	8 044	-	-	-	231
<b>378. Carbon blacks:</b>								
28	Number of railway cars loaded	carloads	1 397	317	-	1	7	75
29	Loaded onto railway cars in Canada	metric tonnes	53 218	13 255	-	67	126	2 400
30	Received from other railways in Canada	" "	43	2 386	-	-	-	12
Received from United States rail:								
31	Destined to Canadian points	" "	4 437	39	-	-	-	-
32	Destined to United States points	" "	55	311	-	-	-	2 052
33	<b>Total freight traffic carried(1)</b>	" "	<b>57 753</b>	<b>15 991</b>	-	<b>67</b>	<b>1 147</b>	<b>4 464</b>
34	Unloaded from railway cars in Canada	" "	49 930	4 709	-	67	-	-
35	Delivered to other railways in Canada	" "	-	2 660	-	-	-	2 411
36	Delivered to United States rail connections	" "	7 824	8 622	-	-	1 147	2 052
<b>380. Chemical elements:</b>								
37	Number of railway cars loaded	carloads	5 976	210	-	-	-	1 403
38	Loaded onto railway cars in Canada	metric tonnes	432 410	14 364	-	-	-	112 329
39	Received from other railways in Canada	" "	7 133	91 621	-	-	-	9
Received from United States rail:								
40	Destined to Canadian points	" "	711	14 887	-	-	4 192	1 178
41	Destined to United States points	" "	-	-	-	-	-	11 657
42	<b>Total freight traffic carried(1)</b>	" "	<b>440 254</b>	<b>120 872</b>	-	-	<b>4 192</b>	<b>125 171</b>
43	Unloaded from railway cars in Canada	" "	261 282	106 631	-	-	-	1 266
44	Delivered to other railways in Canada	" "	27 119	2 928	-	-	4 192	48 502
45	Delivered to United States rail connections	" "	151 853	11 313	-	-	-	75 402
<b>382. Sulphuric acid:</b>								
46	Number of railway cars loaded	carloads	4 246	3 530	-	180	18	5
47	Loaded onto railway cars in Canada	metric tonnes	363 949	315 300	-	14 988	1 656	408
48	Received from other railways in Canada	" "	114 659	144 784	-	1 813	100 852	31 565
Received from United States rail:								
49	Destined to Canadian points	" "	6 581	80	-	-	61 615	-
50	Destined to United States points	" "	75	71	-	-	-	-
51	<b>Total freight traffic carried(1)</b>	" "	<b>485 264</b>	<b>460 235</b>	-	<b>16 801</b>	<b>164 123</b>	<b>31 973</b>
52	Unloaded from railway cars in Canada	" "	434 878	211 210	-	16 801	87 514	31 565
53	Delivered to other railways in Canada	" "	29 728	113 879	-	-	5 066	408
54	Delivered to United States rail connections	" "	20 658	135 146	-	-	71 542	-

See footnote(s) at end of table.

TABLEAU 2. Marchandises payantes transportées par chemin de fer au Canada, 1983

Class II - Classe II				Grand total all Railways Total général tous chemins de fer	Type de marchandise	No	
Toronto, Hamilton and Buffalo	Ontario Northland	Quebec North Shore and Labrador	All other Tous autres				
					<b>Demi-produits, non comestibles (charge complète):</b>		
					<b>372. Huiles, corps gras et cires modifiés chimiquement et leurs dérivés:</b>		
-	-	-	4	137	wagon	Nombre de wagons chargés	1
-	-	-	159	7 368	tonnes métriques	Chargées sur wagons au Canada	2
-	-	-	445	764	" "	En provenance d'autres chemins de fer au Canada	3
-	-	-	64	1 483	" "	En provenance des Etats-Unis:	
-	-	-	685	753	" "	A destination du Canada	4
-	-	-	1 353	10 368	" "	A destination des Etats-Unis	5
-	-	-			" "	<b>Total du trafic marchandises transportées(1)</b>	6
-	-	-	509	7 124	" "	Déchargées du wagon au Canada	7
-	-	-	112	742	" "	Remises aux autres chemins de fer au Canada	8
-	-	-	732	2 502	" "	Remises au réseau des Etats-Unis	9
					<b>374. Térébenthine, colophane et huiles, essences et acides, de colophane:</b>		
-	-	-	-	131	wagon	Nombre de wagons chargés	10
-	-	-	-	5 270	tonnes métriques	Chargées sur wagons au Canada	11
124	-	-	929	2 264	" "	En provenance d'autres chemins de fer au Canada	12
-	-	-	387	5 784	" "	En provenance des Etats-Unis:	
-	-	-	234	1 975	" "	A destination du Canada	13
-	-	-	-	-	" "	A destination des Etats-Unis	14
124	-	-	1 550	15 293	" "	<b>Total du trafic marchandises transportées(1)</b>	15
49	-	-	1 167	10 997	" "	Déchargées du wagon au Canada	16
75	-	-	383	2 315	" "	Remises aux autres chemins de fer au Canada	17
-	-	-	-	1 982	" "	Remises au réseau des Etats-Unis	18
					<b>376. Extraits de gomme, de bois et de végétaux:</b>		
-	-	-	-	922	wagon	Nombre de wagons chargés	19
-	-	-	-	58 207	tonnes métriques	Chargées sur wagons au Canada	20
660	-	-	2 881	11 654	" "	En provenance d'autres chemins de fer au Canada	21
-	-	-	4 561	29 555	" "	En provenance des Etats-Unis:	
-	-	-	-	341	" "	A destination du Canada	22
660	-	-	7 442	99 757	" "	A destination des Etats-Unis	23
-	-	-	-	-	" "	<b>Total du trafic marchandises transportées(1)</b>	24
660	-	-	203	62 860	" "	Déchargées du wagon au Canada	25
-	-	-	4 358	9 313	" "	Remises aux autres chemins de fer au Canada	26
-	-	-	2 881	27 585	" "	Remises au réseau des Etats-Unis	27
					<b>378. Noirs de carbone:</b>		
-	-	-	-	1,797	wagon	Nombre de wagons chargés	28
-	-	-	-	69 066	tonnes métriques	Chargées sur wagons au Canada	29
1 021	-	-	2 658	7 141	" "	En provenance d'autres chemins de fer au Canada	30
-	-	-	-	4 476	" "	En provenance des Etats-Unis:	
-	-	-	82	2 500	" "	A destination du Canada	31
-	-	-	-	-	" "	A destination des Etats-Unis	32
1 021	-	-	2 740	83 183	" "	<b>Total du trafic marchandises transportées(1)</b>	33
-	-	-	1 613	56 319	" "	Déchargées du wagon au Canada	34
1 021	-	-	-	6 092	" "	Remises aux autres chemins de fer au Canada	35
-	-	-	1 127	20 772	" "	Remises au réseau des Etats-Unis	38
					<b>380. Eléments chimiques:</b>		
-	1	13	480	8,083	wagon	Nombre de wagons chargés	37
-	9	71	32 889	592 072	tonnes métriques	Chargées sur wagons au Canada	38
13 646	3 310	-	9 040	124 759	" "	En provenance d'autres chemins de fer au Canada	39
-	-	-	2 792	23 758	" "	En provenance des Etats-Unis:	
-	-	-	13 097	24 754	" "	A destination du Canada	40
-	-	-	-	-	" "	A destination des Etats-Unis	41
13 648	3 319	71	57 818	765 343	" "	<b>Total du trafic marchandises transportées(1)</b>	42
10 856	87	71	2 229	382 422	" "	Déchargées du wagon au Canada	43
2 790	3 232	-	22 123	110 886	" "	Remises aux autres chemins de fer au Canada	44
-	-	-	33 466	272 034	" "	Remises au réseau des Etats-Unis	45
					<b>382. Acide sulfurique:</b>		
4	3,307	-	38	11,328	wagon	Nombre de wagons chargés	46
345	273 963	-	3 455	974 064	tonnes métriques	Chargées sur wagons au Canada	47
66 097	-	-	6 199	465 969	" "	En provenance d'autres chemins de fer au Canada	48
-	-	-	22 879	91 155	" "	En provenance des Etats-Unis:	
-	-	-	2 160	2 306	" "	A destination du Canada	49
-	-	-	-	-	" "	A destination des Etats-Unis	50
66 442	273 963	-	34 693	1 533 494	" "	<b>Total du trafic marchandises transportées(1)</b>	51
35 069	3 458	-	4 834	825 327	" "	Déchargées du wagon au Canada	52
31 373	270 506	-	18 427	469 387	" "	Remises aux autres chemins de fer au Canada	53
-	-	-	11 431	238 777	" "	Remises au réseau des Etats-Unis	54

Voir note(s) à la fin du tableau.

TABLE 2. Revenue Freight Carried by Railways Within Canada, 1983

No	Commodity		Class I - Classe I		Class II - Classe II			
			Canadian National Canadian National	Canadian Pacific Canadien Pacifique	Algoma Central	British Columbia Railway	Canada Southern (Consolidated Rail)	Chesapeake and Ohio
<b>Fabricated materials, inedible (C.L.):</b>								
<b>384. Inorganic acids and oxygen compounds of non-metals or metalloids, n.e.s.:</b>								
1	Number of railway cars loaded	carloads	1 977	1 539	-	-	154	275
2	Loaded onto railway cars in Canada	metric tonnes	138 185	82 649	-	-	11 986	20 206
3	Received from other railways in Canada	" "	964	3 504	163	-	2 642	535
	Received from United States rail:							
4	Destined to Canadian points	" "	2 263	2 363	-	-	1 406	1 180
5	Destined to United States points	" "	-	-	-	-	-	557
6	<b>Total freight traffic carried(1)</b>	" "	<b>141 412</b>	<b>88 516</b>	<b>163</b>	<b>-</b>	<b>16 014</b>	<b>22 478</b>
7	Unloaded from railway cars in Canada	" "	69 969	47 497	-	-	109	1 934
8	Delivered to other railways in Canada	" "	1 717	11 194	163	-	1 297	628
9	Delivered to United States rail connections	" "	69 725	29 826	-	-	14 607	19 916
<b>386. Sodium hydroxide:</b>								
10	Number of railway cars loaded	carloads	-	1	-	571	-	1
11	Loaded onto railway cars in Canada	metric tonnes	-	82	-	49 236	-	58
12	Received from other railways in Canada	" "	-	-	-	156	-	-
	Received from United States rail:							
13	Destined to Canadian points	" "	-	-	-	-	-	-
14	Destined to United States points	" "	-	-	-	-	-	-
15	<b>Total freight traffic carried(1)</b>	" "	<b>-</b>	<b>82</b>	<b>-</b>	<b>49 392</b>	<b>-</b>	<b>58</b>
16	Unloaded from railway cars in Canada	" "	-	82	-	49 392	-	-
17	Delivered to other railways in Canada	" "	-	-	-	-	-	-
18	Delivered to United States rail connections	" "	-	-	-	-	-	58
<b>388. Inorganic bases and metallic oxides, hydroxides, and peroxides, n.e.s.:</b>								
19	Number of railway cars loaded	carloads	21 651	7 635	1	-	-	3 329
20	Loaded onto railway cars in Canada	metric tonnes	1 783 961	544 078	15	-	-	268 802
21	Received from other railways in Canada	" "	40 334	183 062	1 466	-	574	1 065
	Received from United States rail:							
22	Destined to Canadian points	" "	21 868	4 543	-	-	655	387
23	Destined to United States points	" "	236	704	-	-	-	32 222
24	<b>Total freight traffic carried(1)</b>	" "	<b>1 846 399</b>	<b>732 385</b>	<b>1 481</b>	<b>-</b>	<b>1 229</b>	<b>302 476</b>
25	Unloaded from railway cars in Canada	" "	1 388 472	251 027	-	-	604	13 607
26	Delivered to other railways in Canada	" "	160 178	23 270	1 481	-	625	59 808
27	Delivered to United States rail connections	" "	297 749	458 087	-	-	-	229 062
<b>390. Sodium sulphate:</b>								
28	Number of railway cars loaded	carloads	1 468	4 344	-	-	-	-
29	Loaded onto railway cars in Canada	metric tonnes	119 911	370 889	-	-	-	-
30	Received from other railways in Canada	" "	38 751	14 242	1 372	-	20 313	-
	Received from United States rail:							
31	Destined to Canadian points	" "	155	274	-	-	-	-
32	Destined to United States points	" "	172	-	-	-	-	-
33	<b>Total freight traffic carried(1)</b>	" "	<b>158 989</b>	<b>385 405</b>	<b>1 372</b>	<b>-</b>	<b>20 313</b>	<b>-</b>
34	Unloaded from railway cars in Canada	" "	101 826	120 250	-	-	-	-
35	Delivered to other railways in Canada	" "	18 015	71 677	1 372	-	-	-
36	Delivered to United States rail connections	" "	39 149	193 478	-	-	20 313	-
<b>392. Sodium carbonate:</b>								
37	Number of railway cars loaded	carloads	1 398	1 981	-	-	-	7
38	Loaded onto railway cars in Canada	metric tonnes	110 219	147 966	-	-	-	593
39	Received from other railways in Canada	" "	4 389	2 012	-	-	60	-
	Received from United States rail:							
40	Destined to Canadian points	" "	58 905	23 724	-	-	-	90
41	Destined to United States points	" "	-	-	-	-	-	-
42	<b>Total freight traffic carried(1)</b>	" "	<b>173 513</b>	<b>173 702</b>	<b>-</b>	<b>-</b>	<b>60</b>	<b>683</b>
43	Unloaded from railway cars in Canada	" "	170 787	139 839	-	-	-	683
44	Delivered to other railways in Canada	" "	2 635	34 063	-	-	-	-
45	Delivered to United States rail connections	" "	91	-	-	-	60	-
<b>394. Metallic salts and peroxy-salts of inorganic acids, n.e.s.:</b>								
46	Number of railway cars loaded	carloads	2 042	1 734	-	-	5	95
47	Loaded onto railway cars in Canada	metric tonnes	152 070	136 057	-	-	293	8 382
48	Received from other railways in Canada	" "	32 033	53 341	-	-	1 345	-
	Received from United States rail:							
49	Destined to Canadian points	" "	41 030	49 752	-	-	161	5 713
50	Destined to United States points	" "	2 131	280	-	-	-	25 549
51	<b>Total freight traffic carried(1)</b>	" "	<b>227 264</b>	<b>239 430</b>	<b>-</b>	<b>-</b>	<b>1 799</b>	<b>39 644</b>
52	Unloaded from railway cars in Canada	" "	184 406	149 837	-	-	161	5 658
53	Delivered to other railways in Canada	" "	22 486	55 175	-	-	60	55
54	Delivered to United States rail connections	" "	20 371	34 418	-	-	1 579	33 931

See footnote(s) at end of table.



TABLEAU 2. Marchandises payantes transportées par chemin de fer au Canada, 1983

Class II - Classe II				Grand total all Railways	Type de marchandise	No
Toronto, Hamilton and Buffalo	Ontario Northland	Quebec North Shore and Labrador	All other Tous autres	Total général tous chemins de fer		
					<b>Demi-produits, non comestibles (charge complète):</b>	
					<b>384. Acides inorganiques et composés d'oxygène de produits non métalliques ou de métalloïdes, n.d.a.:</b>	
-	-	-	34	3 979	wagon	Nombre de wagons chargés
-	-	-	1 233	254 239	tonnes métriques	Chargées sur wagons au Canada
2 705	2 806	-	5 687	19 006	" "	En provenance d'autres chemins de fer au Canada
-	-	-	-	-	" "	En provenance des Etats-Unis:
-	-	-	3 245	10 457	" "	A destination du Canada
-	-	-	-	557	" "	A destination des Etats-Unis
<b>2 705</b>	<b>2 806</b>	-	<b>10 165</b>	<b>284 259</b>	" "	<b>Total du trafic marchandises transportées(1)</b>
677	1 279	-	664	122 129	" "	Déchargées du wagon au Canada
2 028	1 527	-	4 047	22 601	" "	Remises aux autres chemins de fer au Canada
-	-	-	5 454	139 528	" "	Remises au réseau des Etats-Unis
					<b>386. Hydroxyde de sodium:</b>	
-	-	-	-	573	wagon	Nombre de wagons chargés
-	-	-	-	49 376	tonnes métriques	Chargées sur wagons au Canada
-	21 629	-	400	22 185	" "	En provenance d'autres chemins de fer au Canada
-	-	-	-	-	" "	En provenance des Etats-Unis:
-	-	-	3 184	3 184	" "	A destination du Canada
-	-	-	-	-	" "	A destination des Etats-Unis
-	<b>21 629</b>	-	<b>3 584</b>	<b>74 745</b>	" "	<b>Total du trafic marchandises transportées(1)</b>
-	14 792	-	626	64 892	" "	Déchargées du wagon au Canada
-	6 837	-	2 958	9 795	" "	Remises aux autres chemins de fer au Canada
-	-	-	-	58	" "	Remises au réseau des Etats-Unis
					<b>388. Bases inorganiques et oxydes, hydroxydes et peroxydes métalliques, n.d.a.:</b>	
-	-	-	264	32 880	wagon	Nombre de wagons chargés
-	-	-	22 867	2 819 721	tonnes métriques	Chargées sur wagons au Canada
2 400	3 126	-	71 420	303 447	" "	En provenance d'autres chemins de fer au Canada
-	-	-	-	-	" "	En provenance des Etats-Unis:
-	-	-	1 316	28 769	" "	A destination du Canada
-	-	-	24 926	58 088	" "	A destination des Etats-Unis
<b>2 400</b>	<b>3 126</b>	-	<b>120 529</b>	<b>3 010 025</b>	" "	<b>Total du trafic marchandises transportées(1)</b>
1 774	1 158	-	377	1 657 019	" "	Déchargées du wagon au Canada
626	1 969	-	9 735	257 692	" "	Remises aux autres chemins de fer au Canada
-	-	-	110 416	1 095 314	" "	Remises au réseau des Etats-Unis
					<b>390. Sulfate de sodium:</b>	
-	-	-	-	5 812	wagon	Nombre de wagons chargés
-	-	-	-	490 800	tonnes métriques	Chargées sur wagons au Canada
23 102	254	-	3 780	101 814	" "	En provenance d'autres chemins de fer au Canada
-	-	-	-	-	" "	En provenance des Etats-Unis:
-	-	-	4 479	4 429	" "	A destination du Canada
-	-	-	-	4 651	" "	A destination des Etats-Unis
<b>23 102</b>	<b>254</b>	-	<b>8 259</b>	<b>597 694</b>	" "	<b>Total du trafic marchandises transportées(1)</b>
-	-	-	279	222 355	" "	Déchargées du wagon au Canada
23 102	254	-	-	114 420	" "	Remises aux autres chemins de fer au Canada
-	-	-	7 980	260 920	" "	Remises au réseau des Etats-Unis
					<b>392. Carbonate de sodium:</b>	
3	-	-	1,550	4,939	wagon	Nombre de wagons chargés
191	-	-	111 289	370 258	tonnes métriques	Chargées sur wagons au Canada
31 426	5 353	-	23 245	66 485	" "	En provenance d'autres chemins de fer au Canada
-	-	-	-	-	" "	En provenance des Etats-Unis:
-	-	-	31 411	114 130	" "	A destination du Canada
-	-	-	-	-	" "	A destination des Etats-Unis
<b>31 617</b>	<b>5 353</b>	-	<b>165 045</b>	<b>550 873</b>	" "	<b>Total du trafic marchandises transportées(1)</b>
31 366	2 387	-	151 853	496 715	" "	Déchargées du wagon au Canada
251	2 966	-	14 091	54 006	" "	Remises aux autres chemins de fer au Canada
-	-	-	-	151	" "	Remises au réseau des Etats-Unis
					<b>394. Sels et persels métalliques d'acides inorganiques, n.d.a.:</b>	
521	43	-	461	4 901	wagon	Nombre de wagons chargés
34 568	2 424	-	38 522	372 316	tonnes métriques	Chargées sur wagons au Canada
1 351	4 839	-	18 595	111 304	" "	En provenance d'autres chemins de fer au Canada
-	-	-	-	-	" "	En provenance des Etats-Unis:
-	-	-	10 583	107 239	" "	A destination du Canada
-	-	-	3 090	31 050	" "	A destination des Etats-Unis
<b>35 919</b>	<b>7 063</b>	-	<b>70 790</b>	<b>621 909</b>	" "	<b>Total du trafic marchandises transportées(1)</b>
5 622	1 673	-	13 701	361 058	" "	Déchargées du wagon au Canada
30 297	5 390	-	16 835	130 298	" "	Remises aux autres chemins de fer au Canada
-	-	-	40 253	130 552	" "	Remises au réseau des Etats-Unis

Voir note(s) à la fin du tableau.

TABLE 2. Revenue Freight Carried by Railways Within Canada, 1983

No	Commodity		Class I - Classe I		Class II - Classe II			
			Canadian National Canadien National	Canadian Pacific Canadien Pacifique	Algoma Central	British Columbia Railway	Canada Southern (Consolidated Rail)	Chesapeake and Ohio
<b>Fabricated materials, inedible (C.L.):</b>								
<b>396. Calcium carbide:</b>								
1	Number of railway cars loaded	carloads	203	36	-	-	143	-
2	Loaded onto railway cars in Canada	metric tonnes	13 644	2 087	-	-	10 660	-
3	Received from other railways in Canada	" "	-	7 291	571	-	-	-
	Received from United States rail:							
4	Destined to Canadian points	" "	24	-	-	-	-	-
5	Destined to United States points	" "	-	405	-	-	-	-
6	<b>Total freight traffic carried(1)</b>	" "	<b>13 668</b>	<b>9 783</b>	<b>571</b>	<b>-</b>	<b>10 660</b>	<b>-</b>
7	Unloaded from railway cars in Canada	" "	10 673	9 323	571	-	-	-
8	Delivered to other railways in Canada	" "	644	54	-	-	5 710	-
9	Delivered to United States rail connections	" "	2 351	405	-	-	4 951	-
<b>398. Inorganic chemicals, other n.e.s.:</b>								
10	Number of railway cars loaded	carloads	121	23	-	-	-	-
11	Loaded onto railway cars in Canada	metric tonnes	8 884	755	-	-	-	-
12	Received from other railways in Canada	" "	1 960	202	30	-	-	-
	Received from United States rail:							
13	Destined to Canadian points	" "	3 384	4 040	-	-	154	-
14	Destined to United States points	" "	-	39	-	-	-	-
15	<b>Total freight traffic carried(1)</b>	" "	<b>14 228</b>	<b>5 036</b>	<b>30</b>	<b>-</b>	<b>154</b>	<b>-</b>
16	Unloaded from railway cars in Canada	" "	10 266	4 892	30	-	-	-
17	Delivered to other railways in Canada	" "	2 030	-	-	-	154	-
18	Delivered to United States rail connections	" "	1 931	143	-	-	-	-
<b>400. Hydrocarbons and their derivatives:</b>								
19	Number of railway cars loaded	carloads	8,159	5,751	-	-	-	2,524
20	Loaded onto railway cars in Canada	metric tonnes	642 824	395 284	-	-	-	193 250
21	Received from other railways in Canada	" "	1 052	126 642	-	-	-	6 760
	Received from United States rail:							
22	Destined to Canadian points	" "	12 664	899	-	-	-	22 707
23	Destined to United States points	" "	1 881	112	-	-	-	3 785
24	<b>Total freight traffic carried(1)</b>	" "	<b>658 421</b>	<b>522 937</b>	<b>-</b>	<b>-</b>	<b>-</b>	<b>226 504</b>
25	Unloaded from railway cars in Canada	" "	494 769	212 886	-	-	-	30 215
26	Delivered to other railways in Canada	" "	32 321	57 850	-	-	-	118 424
27	Delivered to United States rail connections	" "	131 331	252 201	-	-	-	77 865
<b>402. Alcohols and their derivatives:</b>								
28	Number of railway cars loaded	carloads	7,203	10,211	-	-	-	647
29	Loaded onto railway cars in Canada	metric tonnes	519 241	881 112	-	-	-	40 737
30	Received from other railways in Canada	" "	11 813	37 564	-	437	836	7 799
	Received from United States rail:							
31	Destined to Canadian points	" "	4 893	13 856	-	-	-	-
32	Destined to United States points	" "	-	232	-	-	-	62
33	<b>Total freight traffic carried(1)</b>	" "	<b>535 947</b>	<b>932 764</b>	<b>-</b>	<b>437</b>	<b>836</b>	<b>48 598</b>
34	Unloaded from railway cars in Canada	" "	407 436	762 463	-	437	-	7 799
35	Delivered to other railways in Canada	" "	81 007	33 889	-	-	-	37 126
36	Delivered to United States rail connections	" "	47 505	136 313	-	-	836	3 673
<b>404. Phenols, ethers, aldehydes, ketones and their derivatives:</b>								
37	Number of railway cars loaded	carloads	2,777	194	-	-	-	497
38	Loaded onto railway cars in Canada	metric tonnes	231 719	12 674	-	-	-	34 271
39	Received from other railways in Canada	" "	2 906	16 645	-	-	-	1 143
	Received from United States rail:							
40	Destined to Canadian points	" "	32 708	23 442	-	-	180	5 983
41	Destined to United States points	" "	2 166	161	-	-	-	231
42	<b>Total freight traffic carried(1)</b>	" "	<b>268 499</b>	<b>52 942</b>	<b>-</b>	<b>-</b>	<b>180</b>	<b>41 628</b>
43	Unloaded from railway cars in Canada	" "	243 952	50 321	-	-	-	8 101
44	Delivered to other railways in Canada	" "	2 458	2 177	-	-	180	13 728
45	Delivered to United States rail connections	" "	23 088	444	-	-	-	19 799
<b>406. Organic acids, their anhydrides, halides peroxides, peracids and derivatives:</b>								
46	Number of railway cars loaded	carloads	1,012	273	-	-	-	-
47	Loaded onto railway cars in Canada	metric tonnes	80 363	19 257	-	8 084	-	-
48	Received from other railways in Canada	" "	140	358	-	1 901	-	-
	Received from United States rail:							
49	Destined to Canadian points	" "	55 268	3 910	-	-	-	153
50	Destined to United States points	" "	69	340	-	-	-	-
51	<b>Total freight traffic carried(1)</b>	" "	<b>135 840</b>	<b>23 865</b>	<b>-</b>	<b>9 985</b>	<b>-</b>	<b>153</b>
52	Unloaded from railway cars in Canada	" "	118 820	20 214	-	9 985	-	153
53	Delivered to other railways in Canada	" "	70	277	-	-	-	-
54	Delivered to United States rail connections	" "	16 950	3 375	-	-	-	-

See footnote(s) at end of table.

TABLEAU 2. Marchandises payantes transportées par chemin de fer au Canada, 1983

Class II - Classe II				Grand total all Railways Total général tous chemins de fer	Type de marchandise	No	
Toronto, Hamilton and Buffalo	Ontario Northland	Quebec North Shore and Labrador	All other Tous autres				
-	-	-	-	382	wagon	Nombre de wagons chargés	1
-	-	-	-	26 391	tonnes métriques	Chargées sur wagons au Canada	2
5 777	29	-	-	13 668	" "	En provenance d'autres chemins de fer au Canada	3
-	-	-	-	24	" "	En provenance des Etats-Unis:	
-	-	-	-	405	" "	A destination du Canada	4
-	-	-	-	405	" "	A destination des Etats-Unis	5
5 777	29	-	-	40 488	" "	Total du trafic marchandises transportées(1)	6
-	-	-	-	20 596	" "	Déchargées du wagon au Canada	7
5 777	29	-	-	12 185	" "	Remises aux autres chemins de fer au Canada	8
-	-	-	-	7 707	" "	Remises au réseau des Etats-Unis	9
<b>396. Carbone de calcium:</b>							
<b>398. Autres produits chimiques inorganiques, n.d.s.:</b>							
-	-	-	1	145	wagon	Nombre de wagons chargés	10
-	-	-	50	9 689	tonnes métriques	Chargées sur wagons au Canada	11
-	20	-	167	2 379	" "	En provenance d'autres chemins de fer au Canada	12
-	-	-	-	-	" "	En provenance des Etats-Unis:	
-	-	-	4 896	12 474	" "	A destination du Canada	13
-	-	-	-	39	" "	A destination des Etats-Unis	14
-	20	-	5 113	24 581	" "	Total du trafic marchandises transportées(1)	15
-	-	-	2 086	17 294	" "	Déchargées du wagon au Canada	16
-	20	-	2 906	5 090	" "	Remises aux autres chemins de fer au Canada	17
-	-	-	122	2 196	" "	Remises au réseau des Etats-Unis	18
<b>400. Hydrocarbures et leurs dérivés:</b>							
-	-	-	3	16 437	wagon	Nombre de wagons chargés	19
-	-	-	212	1 231 570	tonnes métriques	Chargées sur wagons au Canada	20
-	-	-	69 646	204 102	" "	En provenance d'autres chemins de fer au Canada	21
-	-	-	-	-	" "	En provenance des Etats-Unis:	
-	-	-	905	37 175	" "	A destination du Canada	22
-	-	-	-	5 778	" "	A destination des Etats-Unis	23
-	-	-	70 763	1 478 625	" "	Total du trafic marchandises transportées(1)	24
-	-	-	629	738 499	" "	Déchargées du wagon au Canada	25
-	-	-	1 365	209 960	" "	Remises aux autres chemins de fer au Canada	26
-	-	-	68 770	530 167	" "	Remises au réseau des Etats-Unis	27
<b>402. Alcools et leurs dérivés:</b>							
-	-	-	27	18 088	wagon	Nombre de wagons chargés	28
-	-	-	1 211	1 442 301	tonnes métriques	Chargées sur wagons au Canada	29
-	-	-	104 849	163 298	" "	En provenance d'autres chemins de fer au Canada	30
-	-	-	-	-	" "	En provenance des Etats-Unis:	
-	-	-	495	19 244	" "	A destination du Canada	31
-	-	-	-	294	" "	A destination des Etats-Unis	32
-	-	-	106 555	1 625 137	" "	Total du trafic marchandises transportées(1)	33
-	-	-	759	1 178 894	" "	Déchargées du wagon au Canada	34
-	-	-	2 327	154 449	" "	Remises aux autres chemins de fer au Canada	35
-	-	-	103 469	291 796	" "	Remises au réseau des Etats-Unis	36
<b>404. Phénols, éthers, aldéhydes, cétones et leurs dérivés:</b>							
-	-	-	2	3 470	wagon	Nombre de wagons chargés	37
-	-	-	68	278 730	tonnes métriques	Chargées sur wagons au Canada	38
1 170	-	-	4 743	26 607	" "	En provenance d'autres chemins de fer au Canada	39
-	-	-	-	-	" "	En provenance des Etats-Unis:	
-	-	-	4 209	68 522	" "	A destination du Canada	40
-	-	-	230	2 808	" "	A destination des Etats-Unis	41
1 170	-	-	9 248	374 667	" "	Total du trafic marchandises transportées(1)	42
-	-	-	4 455	306 829	" "	Déchargées du wagon au Canada	43
1 170	-	-	3 112	22 825	" "	Remises aux autres chemins de fer au Canada	44
-	-	-	1 681	45 012	" "	Remises au réseau des Etats-Unis	45
<b>406. Acides organiques et leurs anhydrides, halides, peroxydes, peracides et leurs dérivés:</b>							
-	-	-	4	1,386	wagon	Nombre de wagons chargés	46
-	-	-	186	107 890	tonnes métriques	Chargées sur wagons au Canada	47
-	-	-	225	2 624	" "	En provenance d'autres chemins de fer au Canada	48
-	-	-	-	-	" "	En provenance des Etats-Unis:	
-	-	-	511	59 842	" "	A destination du Canada	49
-	-	-	-	409	" "	A destination des Etats-Unis	50
-	-	-	922	170 765	" "	Total du trafic marchandises transportées(1)	51
-	-	-	202	149 374	" "	Déchargées du wagon au Canada	52
-	-	-	591	938	" "	Remises aux autres chemins de fer au Canada	53
-	-	-	130	20 455	" "	Remises au réseau des Etats-Unis	54

Voir note(s) à la fin du tableau.

TABLE 2. Revenue Freight Carried by Railways Within Canada, 1983

Commodity		Class I - Classe I		Class II - Classe II			
		Canadian National Canadien National	Canadian Pacific Canadien Pacifique	Algoma Central	British Columbia Railway	Canada Southern (Consolidated Rail)	Chesapeake and Ohio
<b>Fabricated materials, inedible (C.L.):</b>							
<b>408. Nitrogen function compounds:</b>							
1	Number of railway cars loaded	carloads	634	14	-	-	43
2	Loaded onto railway cars in Canada	metric tonnes	48 455	1 038	-	-	2 694
3	Received from other railways in Canada	" "	1 029	2 554	-	-	-
	Received from United States rail:						
4	Destined to Canadian points	" "	5 231	8 010	-	-	6 305
5	Destined to United States points	" "	-	-	-	83	1 082
6	<b>Total freight traffic carried(1)</b>	" "	<b>54 715</b>	<b>11 602</b>	-	<b>83</b>	<b>10 081</b>
7	Unloaded from railway cars in Canada	" "	54 136	11 176	-	-	5 937
8	Delivered to other railways in Canada	" "	239	208	-	83	2 827
9	Delivered to United States rail connections	" "	338	219	-	-	1 318
<b>410. Organic chemicals, n.e.s.:</b>							
10	Number of railway cars loaded	carloads	1,711	8	-	278	7
11	Loaded onto railway cars in Canada	metric tonnes	99 068	394	-	24 550	178
12	Received from other railways in Canada	" "	-	2 843	-	2 731	-
	Received from United States rail:						
13	Destined to Canadian points	" "	11 688	1 363	-	-	13 381
14	Destined to United States points	" "	134	-	-	-	2 745
15	<b>Total freight traffic carried(1)</b>	" "	<b>110 890</b>	<b>4 600</b>	-	<b>27 281</b>	<b>13 559</b>
16	Unloaded from railway cars in Canada	" "	110 676	4 283	-	19 059	6 830
17	Delivered to other railways in Canada	" "	20	-	-	8 222	6 551
18	Delivered to United States rail connections	" "	192	318	-	-	178
<b>412. Explosives, fuses and caps:</b>							
19	Number of railway cars loaded	carloads	580	160	-	-	-
20	Loaded onto railway cars in Canada	metric tonnes	21 479	6 083	-	-	-
21	Received from other railways in Canada	" "	4 337	5 619	-	-	-
	Received from United States rail:						
22	Destined to Canadian points	" "	2 496	-	-	-	-
23	Destined to United States points	" "	156	-	-	-	-
24	<b>Total freight traffic carried(1)</b>	" "	<b>28 468</b>	<b>11 702</b>	-	-	-
25	Unloaded from railway cars in Canada	" "	21 464	7 122	-	-	-
26	Delivered to other railways in Canada	" "	6 436	4 579	-	-	-
27	Delivered to United States rail connections	" "	569	-	-	-	-
<b>414. Ammonium phosphates:</b>							
28	Number of railway cars loaded	carloads	3,367	1,715	-	-	-
29	Loaded onto railway cars in Canada	metric tonnes	277 457	143 479	-	-	-
30	Received from other railways in Canada	" "	14 591	6 207	-	-	-
	Received from United States rail:						
31	Destined to Canadian points	" "	19 077	167	-	-	-
32	Destined to United States points	" "	-	-	-	-	-
33	<b>Total freight traffic carried(1)</b>	" "	<b>311 125</b>	<b>149 853</b>	-	-	-
34	Unloaded from railway cars in Canada	" "	219 310	103 205	-	-	-
35	Delivered to other railways in Canada	" "	67 361	16 859	-	-	-
36	Delivered to United States rail connections	" "	24 454	29 789	-	-	-
<b>416. Muriate of potassium (potash):</b>							
37	Number of railway cars loaded	carloads	54,103	47,755	-	-	-
38	Loaded onto railway cars in Canada	metric tonnes	4 894 018	4 307 384	-	-	-
39	Received from other railways in Canada	" "	2 948	643	-	-	50 923
	Received from United States rail:						655
40	Destined to Canadian points	" "	131	1 451	-	-	-
41	Destined to United States points	" "	-	427	-	-	1 579
42	<b>Total freight traffic carried(1)</b>	" "	<b>4 897 097</b>	<b>4 309 905</b>	-	-	<b>50 923</b>
43	Unloaded from railway cars in Canada	" "	3 075 228	2 118 787	-	-	13 359
44	Delivered to other railways in Canada	" "	4 809	82 509	-	-	655
45	Delivered to United States rail connections	" "	1 617 060	2 128 610	-	-	37 564
<b>418. Fertilizers and fertilizer materials, n.e.s.:</b>							
48	Number of railway cars loaded	carloads	8,338	10,908	-	2	771
47	Loaded onto railway cars in Canada	metric tonnes	514 975	963 248	-	40	60 492
48	Received from other railways in Canada	" "	51 338	207 917	-	-	-
	Received from United States rail:						4 269
49	Destined to Canadian points	" "	30 859	42 708	-	-	4 062
50	Destined to United States points	" "	1 345	17 338	-	-	18 594
51	<b>Total freight traffic carried(1)</b>	" "	<b>598 517</b>	<b>1 231 209</b>	-	<b>40</b>	<b>83 528</b>
52	Unloaded from railway cars in Canada	" "	329 628	275 558	-	40	18 856
53	Delivered to other railways in Canada	" "	175 999	51 399	-	-	271
54	Delivered to United States rail connections	" "	92 890	904 252	-	-	12 793
							51 879

See footnote(s) at end of table.

TABLEAU 2. Marchandises payantes transportées par chemin de fer au Canada, 1983

Class II - Classe II				Grand total all Railways	Type de marchandise	No
Toronto, Hamilton and Buffalo	Ontario Northland	Quebec North Shore and Labrador	All other Tous autres	Total général tous chemins de fer		
					<b>Demi-produits, non comestibles (charge complète):</b>	
					<b>408. Composés de fonction azote:</b>	
				691	wagon	Nombre de wagons chargés
				52 187	tonnes métriques	Chargées sur wagons au Canada
83			259	3 925	" "	En provenance d'autres chemins de fer au Canada
				19 958	" "	En provenance des Etats-Unis:
			329	1 082	" "	À destination du Canada
					" "	À destination des Etats-Unis
83			588	77 152	" "	<b>Total du trafic marchandises transportées(1)</b>
			250	71 499	" "	Déchargées du wagon au Canada
83			248	3 688	" "	Remises aux autres chemins de fer au Canada
			89	1 964	" "	Remises au réseau des Etats-Unis
					<b>410. Produits chimiques organiques, n.d.s.:</b>	
				2 004	wagon	Nombre de wagons chargés
				124 190	tonnes métriques	Chargées sur wagons au Canada
4 358			3 724	13 656	" "	En provenance d'autres chemins de fer au Canada
				28 244	" "	En provenance des Etats-Unis:
			473	2 879	" "	À destination du Canada
					" "	À destination des Etats-Unis
4 358			4 197	168 969	" "	<b>Total du trafic marchandises transportées(1)</b>
			602	142 798	" "	Déchargées du wagon au Canada
73			60	19 205	" "	Remises aux autres chemins de fer au Canada
4 286			3 535	6 968	" "	Remises au réseau des Etats-Unis
					<b>412. Explosifs, mèches et amorces:</b>	
		65	151	956	wagon	Nombre de wagons chargés
		2 568	7 098	37 228	tonnes métriques	Chargées sur wagons au Canada
				9 956	" "	En provenance d'autres chemins de fer au Canada
				2 496	" "	En provenance des Etats-Unis:
				156	" "	À destination du Canada
					" "	À destination des Etats-Unis
		2 568	7 098	49 836	" "	<b>Total du trafic marchandises transportées(1)</b>
		2 568	7 098	38 252	" "	Déchargées du wagon au Canada
				11 015	" "	Remises aux autres chemins de fer au Canada
				589	" "	Remises au réseau des Etats-Unis
					<b>414. Phosphates d'ammonium:</b>	
				5 082	wagon	Nombre de wagons chargés
				420 936	tonnes métriques	Chargées sur wagons au Canada
			20 479	41 277	" "	En provenance d'autres chemins de fer au Canada
				21 321	" "	En provenance des Etats-Unis:
			2 077		" "	À destination du Canada
					" "	À destination des Etats-Unis
			22 556	483 534	" "	<b>Total du trafic marchandises transportées(1)</b>
			4 785	327 280	" "	Déchargées du wagon au Canada
			1 564	85 784	" "	Remises aux autres chemins de fer au Canada
			16 227	70 470	" "	Remises au réseau des Etats-Unis
					<b>416. Chlorure (muriate) de potassium:</b>	
				101 858	wagon	Nombre de wagons chargés
34 285			8 391	9 201 402	tonnes métriques	Chargées sur wagons au Canada
				97 845	" "	En provenance d'autres chemins de fer au Canada
				35 291	" "	En provenance des Etats-Unis:
			33 709	2 185	" "	À destination du Canada
			179		" "	À destination des Etats-Unis
34 285			42 279	9 336 723	" "	<b>Total du trafic marchandises transportées(1)</b>
			35 653	5 243 682	" "	Déchargées du wagon au Canada
34 285			179	101 782	" "	Remises aux autres chemins de fer au Canada
			8 448	3 991 261	" "	Remises au réseau des Etats-Unis
					<b>418. Engrais et matières fertilisantes, n.d.s.:</b>	
				18 589	wagon	Nombre de wagons chargés
438	2	78	54	1 579 933	tonnes métriques	Chargées sur wagons au Canada
31 278	136	5 314	4 450	316 869	" "	En provenance d'autres chemins de fer au Canada
1 503	2 217		49 625		" "	En provenance des Etats-Unis:
			47 249	143 472	" "	À destination du Canada
			806	23 929	" "	À destination des Etats-Unis
32 781	2 353	5 314	102 130	2 064 203	" "	<b>Total du trafic marchandises transportées(1)</b>
			53 023	686 394	" "	Déchargées du wagon au Canada
1 503	2 353	1 642	3 666	279 078	" "	Remises aux autres chemins de fer au Canada
31 278		3 672	45 439	1 098 729	" "	Remises au réseau des Etats-Unis

Voir note(s) à la fin du tableau.

TABLE 2. Revenue Freight Carried by Railways Within Canada, 1983

Commodity		Class I - Classe I		Class II - Classe II			
		Canadian National	Canadian Pacific	Algoma Central	British Columbia Railway	Canada Southern (Consolidated Rail)	Chesapeake and Ohio
No.		Canadian National	Canadian Pacific				
<b>Fabricated materials, inedible (C.L.):</b>							
<b>420. Agricultural chemicals, formulated:</b>							
1	Number of railway cars loaded	carloads	55	5	-	-	1
2	Loaded onto railway cars in Canada	metric tonnes	2 972	210	-	-	82
3	Received from other railways in Canada	" "	1 056	291	-	-	-
	Received from United States rail:						
4	Destined to Canadian points	" "	6 901	1 683	-	-	-
5	Destined to United States points	" "	-	132	-	-	-
6	<b>Total freight traffic carried(1)</b>	" "	<b>10 929</b>	<b>2 326</b>	-	-	<b>82</b>
7	Unloaded from railway cars in Canada	" "	10 605	1 973	-	-	-
8	Delivered to other railways in Canada	" "	254	140	-	-	82
9	Delivered to United States rail connections	" "	70	214	-	-	-
<b>422. Adhesives:</b>							
10	Number of railway cars loaded	carloads	86	263	-	-	-
11	Loaded onto railway cars in Canada	metric tonnes	5 416	4 691	-	-	-
12	Received from other railways in Canada	" "	53	-	-	-	-
	Received from United States rail:						
13	Destined to Canadian points	" "	103	162	-	-	18
14	Destined to United States points	" "	-	69	-	-	86
15	<b>Total freight traffic carried(1)</b>	" "	<b>5 572</b>	<b>4 922</b>	-	-	<b>18 66</b>
16	Unloaded from railway cars in Canada	" "	4 916	4 300	-	-	16
17	Delivered to other railways in Canada	" "	602	553	-	-	-
18	Delivered to United States rail connections	" "	53	69	-	-	66
<b>424. Synthetic rubber:</b>							
19	Number of railway cars loaded	carloads	354	60	-	-	697
20	Loaded onto railway cars in Canada	metric tonnes	21 176	1 814	-	-	44 143
21	Received from other railways in Canada	" "	331	6 309	-	-	-
	Received from United States rail:						
22	Destined to Canadian points	" "	12 867	27 927	-	-	345
23	Destined to United States points	" "	-	5 956	-	-	4 263
24	<b>Total freight traffic carried(1)</b>	" "	<b>34 374</b>	<b>42 006</b>	-	-	<b>48 888</b>
25	Unloaded from railway cars in Canada	" "	21 566	35 861	-	-	308
26	Delivered to other railways in Canada	" "	2 830	189	-	-	36
27	Delivered to United States rail connections	" "	9 947	5 956	-	-	38 646
<b>426. Plastic materials, not shaped and basic shapes and forms:</b>							
28	Number of railway cars loaded	carloads	6 519	1 132	-	3	926
29	Loaded onto railway cars in Canada	metric tonnes	379 787	74 340	-	158	67 775
30	Received from other railways in Canada	" "	29 915	65 710	-	81	268
	Received from United States rail:						
31	Destined to Canadian points	" "	93 319	23 509	-	-	1 633
32	Destined to United States points	" "	14 474	44 293	-	-	24 330
33	<b>Total freight traffic carried(1)</b>	" "	<b>517 495</b>	<b>207 852</b>	-	<b>239</b>	<b>114 560</b>
34	Unloaded from railway cars in Canada	" "	450 681	128 317	-	99	27 784
35	Delivered to other railways in Canada	" "	31 252	18 029	-	140	51 230
36	Delivered to United States rail connections	" "	35 563	61 506	-	-	35 545
<b>428. Pigments, lakes and toners:</b>							
37	Number of railway cars loaded	carloads	327	5	-	-	-
38	Loaded onto railway cars in Canada	metric tonnes	15 152	250	-	-	-
39	Received from other railways in Canada	" "	20	898	-	-	-
	Received from United States rail:						
40	Destined to Canadian points	" "	211	72	-	-	148
41	Destined to United States points	" "	1 538	155	-	-	-
42	<b>Total freight traffic carried(1)</b>	" "	<b>16 921</b>	<b>1 375</b>	-	-	<b>148</b>
43	Unloaded from railway cars in Canada	" "	9 077	1 113	-	-	-
44	Delivered to other railways in Canada	" "	3 533	107	-	-	148
45	Delivered to United States rail connections	" "	4 311	155	-	-	-
<b>430. Paints and related products:</b>							
46	Number of railway cars loaded	carloads	486	98	-	-	78
47	Loaded onto railway cars in Canada	metric tonnes	17 941	3 404	-	-	5 019
48	Received from other railways in Canada	" "	36	2 417	-	-	-
	Received from United States rail:						
49	Destined to Canadian points	" "	906	249	-	-	826
50	Destined to United States points	" "	-	-	-	-	-
51	<b>Total freight traffic carried(1)</b>	" "	<b>18 883</b>	<b>6 070</b>	-	-	<b>826 5 019</b>
52	Unloaded from railway cars in Canada	" "	12 604	5 801	-	-	-
53	Delivered to other railways in Canada	" "	6 280	268	-	-	225
54	Delivered to United States rail connections	" "	-	-	-	-	4 794

See footnote(s) at end of table.

TABLEAU 2. Marchandises payantes transportées par chemin de fer au Canada, 1983

Class II - Classe II				Grand total all Railways	Type de marchandise	No
Toronto, Hamilton and Buffalo	Ontario Northland	Quebec North Shore and Labrador	All other Tous autres	Total général tous chemins de fer		
					<b>Demi-produits, non comestibles (charge complète):</b>	
					<b>420. Produits chimiques agricoles, formulés:</b>	
			1	62	wagon	1
			15	3 279	tonnes métriques	2
			-	1 347	" "	3
			872	9 466	" "	4
			-	132	" "	5
			<b>887</b>	<b>14 224</b>	" "	<b>6</b>
			396	12 974	" "	7
			476	952	" "	8
			15	299	" "	9
					<b>422. Adhésifs:</b>	
			1	350	wagon	10
			17	10 124	tonnes métriques	11
			706	759	" "	12
			44	327	" "	13
			-	135	" "	14
			<b>767</b>	<b>11 345</b>	" "	<b>15</b>
			222	9 456	" "	16
			435	1 590	" "	17
			110	298	" "	18
					<b>424. Caoutchouc synthétique:</b>	
			1	1 112	wagon	19
			57	67 190	tonnes métriques	20
			364	7 004	" "	21
			381	45 783	" "	22
			-	6 438	" "	23
			<b>802</b>	<b>126 415</b>	" "	<b>24</b>
			418	62 446	" "	25
			327	9 360	" "	26
			57	54 606	" "	27
					<b>426. Matières plastiques non façonnées et profilés et formes de base:</b>	
			12	9 059	wagon	28
			638	534 261	tonnes métriques	29
676			36 432	133 474	" "	30
			7 501	150 292	" "	31
			-	80 830	" "	32
<b>676</b>			<b>44 571</b>	<b>898 657</b>	" "	<b>33</b>
			28 822	635 732	" "	34
676			6 474	109 405	" "	35
			9 274	153 719	" "	36
					<b>426. Pigments, laques colorantes et tonifiants:</b>	
			-	332	wagon	37
148			-	15 402	tonnes métriques	38
			3 089	4 155	" "	39
			131	562	" "	40
			-	1 693	" "	41
<b>148</b>			<b>3 220</b>	<b>21 812</b>	" "	<b>42</b>
			3 010	13 200	" "	43
148			-	3 936	" "	44
			210	4 676	" "	45
					<b>430. Peintures et produits connexes:</b>	
			3	665	wagon	46
			96	26 460	tonnes métriques	47
			4 550	7 003	" "	48
			167	2 148	" "	49
			-	-	" "	50
			<b>4 813</b>	<b>35 611</b>	" "	<b>51</b>
			4 492	22 897	" "	52
			303	7 902	" "	53
			19	4 813	" "	54

Voir note(s) à la fin du tableau.

TABLE 2. Revenue Freight Carried by Railways Within Canada, 1983

No.	Commodity		Class I - Classe I		Class II - Classe II			
			Canadian National Canadien National	Canadian Pacific Canadien Pacifique	Algoma Central	British Columbia Railway	Canada Southern (Consolidated Rail)	Chesapeake and Ohio
<b>Fabricated materials, inedible (C.L.):</b>								
<b>432. Chemical specialties, industrial, n.e.s.:</b>								
1	Number of railway cars loaded	carloads	3,605	761	-	125	21	488
2	Loaded onto railway cars in Canada	metric tonnes	157 318	38 799	-	6 879	353	21 041
3	Received from other railways in Canada	" "	14 443	14 822	-	433	-	44
4	Received from United States rail:							
5	Destined to Canadian points	" "	119 570	7 061	-	-	1 073	2 668
5	Destined to United States points	" "	28 805	-	-	-	-	20 600
6	<b>Total freight traffic carried(1)</b>	" "	<b>320 136</b>	<b>60 682</b>	<b>-</b>	<b>7 312</b>	<b>1 426</b>	<b>44 353</b>
7	Unloaded from railway cars in Canada	" "	264 397	57 249	-	6 460	663	2 712
8	Delivered to other railways in Canada	" "	9 329	3 356	-	852	410	8 753
9	Delivered to United States rail connections	" "	46 410	78	-	-	353	32 888
<b>434. Gasoline:</b>								
10	Number of railway cars loaded	carloads	11,530	8,933	16	1,054	-	-
11	Loaded onto railway cars in Canada	metric tonnes	707 101	541 615	977	65 539	-	-
12	Received from other railways in Canada	" "	7 112	19 616	2 163	3 115	-	6 151
13	Received from United States rail:							
14	Destined to Canadian points	" "	-	193	-	-	-	-
14	Destined to United States points	" "	-	-	-	-	-	-
15	<b>Total freight traffic carried(1)</b>	" "	<b>714 213</b>	<b>561 424</b>	<b>3 140</b>	<b>68 654</b>	<b>-</b>	<b>6 151</b>
16	Unloaded from railway cars in Canada	" "	608 341	524 531	2 895	64 290	-	6 151
17	Delivered to other railways in Canada	" "	105 667	36 892	245	4 364	-	-
18	Delivered to United States rail connections	" "	206	-	-	-	-	-
<b>436. Aviation turbine fuel:</b>								
19	Number of railway cars loaded	carloads	202	300	-	-	-	-
20	Loaded onto railway cars in Canada	metric tonnes	12 347	18 271	-	-	-	-
21	Received from other railways in Canada	" "	-	11 568	-	-	-	-
22	Received from United States rail:							
23	Destined to Canadian points	" "	-	-	-	-	-	-
23	Destined to United States points	" "	-	-	-	-	-	-
24	<b>Total freight traffic carried(1)</b>	" "	<b>12 347</b>	<b>29 839</b>	<b>-</b>	<b>-</b>	<b>-</b>	<b>-</b>
25	Unloaded from railway cars in Canada	" "	792	29 839	-	-	-	-
26	Delivered to other railways in Canada	" "	11 555	-	-	-	-	-
27	Delivered to United States rail connections	" "	-	-	-	-	-	-
<b>438. Diesel fuel:</b>								
28	Number of railway cars loaded	carloads	24,063	4,026	36	1,453	-	2
29	Loaded onto railway cars in Canada	metric tonnes	1 607 889	297 726	2 148	89 331	-	100
30	Received from other railways in Canada	" "	6 858	100 296	3 438	7 472	-	-
31	Received from United States rail:							
32	Destined to Canadian points	" "	71	63	-	-	-	-
32	Destined to United States points	" "	853	36	-	-	-	-
33	<b>Total freight traffic carried(1)</b>	" "	<b>1 615 671</b>	<b>398 121</b>	<b>5 586</b>	<b>96 803</b>	<b>-</b>	<b>100</b>
34	Unloaded from railway cars in Canada	" "	1 191 984	309 036	5 562	93 328	-	-
35	Delivered to other railways in Canada	" "	157 183	26 304	24	3 475	-	100
36	Delivered to United States rail connections	" "	266 504	62 781	-	-	-	-
<b>440. Kerosene:</b>								
37	Number of railway cars loaded	carloads	18	19	-	-	-	-
38	Loaded onto railway cars in Canada	metric tonnes	1 005	1 126	-	-	-	-
39	Received from other railways in Canada	" "	-	-	-	-	-	-
40	Received from United States rail:							
41	Destined to Canadian points	" "	-	-	-	-	-	-
41	Destined to United States points	" "	-	-	-	-	-	-
42	<b>Total freight traffic carried(1)</b>	" "	<b>1 005</b>	<b>1 126</b>	<b>-</b>	<b>-</b>	<b>-</b>	<b>-</b>
43	Unloaded from railway cars in Canada	" "	975	1 126	-	-	-	-
44	Delivered to other railways in Canada	" "	30	-	-	-	-	-
45	Delivered to United States rail connections	" "	-	-	-	-	-	-
<b>442. Fuel oil, n.e.s.:</b>								
46	Number of railway cars loaded	carloads	1,277	5,514	-	23	36	145
47	Loaded onto railway cars in Canada	metric tonnes	64 917	338 674	-	1 705	1 352	8 707
48	Received from other railways in Canada	" "	2 877	11 933	-	612	-	939
49	Received from United States rail:							
50	Destined to Canadian points	" "	15 303	8 039	-	-	4 311	1 211
50	Destined to United States points	" "	41 127	1 563	-	-	-	323
51	<b>Total freight traffic carried(1)</b>	" "	<b>124 224</b>	<b>360 209</b>	<b>-</b>	<b>2 317</b>	<b>5 663</b>	<b>11 180</b>
52	Unloaded from railway cars in Canada	" "	81 452	343 329	-	2 317	1 270	1 839
53	Delivered to other railways in Canada	" "	866	13 079	-	-	4 393	8 880
54	Delivered to United States rail connections	" "	41 906	3 801	-	-	-	462

See footnote(s) at end of table.



TABLEAU 2. Marchandises payantes transportées par chemin de fer au Canada, 1983

Class II - Classe II				Grand total all Railways	Type de marchandise	No
Toronto, Hamilton and Buffalo	Ontario Northland	Quebec North Shore and Labrador	All other Tous autres	Total général tous chemins de fer		
					<b>Demi-produits, non comestibles (charge complète):</b>	
					<b>432. Produits chimiques industriels, n.d.a.:</b>	
-	-	107	18	5,125	wagon	Nombre de wagons chargés
-	-	9 177	871	234 438	tonnes	Chargées sur wagons au Canada
538	-	-	6 360	36 640	" "	En provenance d'autres chemins de fer au Canada
-	-	-	5 265	135 637	" "	En provenance des Etats-Unis:
-	-	-	74	49 479	" "	A destination du Canada
538	-	9 177	12 570	456 194	" "	A destination des Etats-Unis
-	-	-	-	-	" "	<b>Total du trafic marchandises transportées(1)</b>
-	-	9 116	9 195	349 792	" "	Déchargées du wagon au Canada
538	-	61	2 405	25 704	" "	Remises aux autres chemins de fer au Canada
-	-	-	968	80 697	" "	Remises au réseau des Etats-Unis
					<b>434. Essence:</b>	
-	-	244	43	21,820	wagon	Nombre de wagons chargés
-	-	14 055	2 369	1 331 656	tonnes	Chargées sur wagons au Canada
-	153 165	-	750	192 072	" "	En provenance d'autres chemins de fer au Canada
-	-	-	-	193	" "	En provenance des Etats-Unis:
-	-	-	-	69	" "	A destination du Canada
-	-	-	69	69	" "	A destination des Etats-Unis
-	153 165	14 055	3 188	1 523 990	" "	<b>Total du trafic marchandises transportées(1)</b>
-	109 912	13 754	2 800	1 332 674	" "	Déchargées du wagon au Canada
-	43 254	301	-	190 723	" "	Remises aux autres chemins de fer au Canada
-	-	-	388	594	" "	Remises au réseau des Etats-Unis
					<b>436. Carburacteur:</b>	
-	-	32	-	534	wagon	Nombre de wagons chargés
-	-	1 591	-	32 209	tonnes	Chargées sur wagons au Canada
-	-	-	-	11 568	" "	En provenance d'autres chemins de fer au Canada
-	-	-	-	-	" "	En provenance des Etats-Unis:
-	-	-	-	-	" "	A destination du Canada
-	-	-	-	-	" "	A destination des Etats-Unis
-	-	1 591	-	43 777	" "	<b>Total du trafic marchandises transportées(1)</b>
-	-	1 591	-	32 222	" "	Déchargées du wagon au Canada
-	-	-	-	11 555	" "	Remises aux autres chemins de fer au Canada
-	-	-	-	-	" "	Remises au réseau des Etats-Unis
					<b>438. Carburant diesel:</b>	
-	2	512	363	30,457	wagon	Nombre de wagons chargés
-	122	30 543	23 715	2 051 574	tonnes	Chargées sur wagons au Canada
-	17 655	1 401	5 105	142 225	" "	En provenance d'autres chemins de fer au Canada
-	-	-	-	134	" "	En provenance des Etats-Unis:
-	-	-	-	889	" "	A destination du Canada
-	-	-	-	-	" "	A destination des Etats-Unis
-	17 777	31 944	28 820	2 194 822	" "	<b>Total du trafic marchandises transportées(1)</b>
-	8 030	25 230	28 820	1 661 990	" "	Déchargées du wagon au Canada
-	9 746	6 714	-	203 546	" "	Remises aux autres chemins de fer au Canada
-	-	-	-	329 285	" "	Remises au réseau des Etats-Unis
					<b>440. Kérosène:</b>	
-	1	-	-	38	wagon	Nombre de wagons chargés
-	9	-	-	2 140	tonnes	Chargées sur wagons au Canada
-	-	-	-	-	" "	En provenance d'autres chemins de fer au Canada
-	-	-	-	-	" "	En provenance des Etats-Unis:
-	-	-	-	-	" "	A destination du Canada
-	-	-	-	-	" "	A destination des Etats-Unis
-	9	-	-	2 140	" "	<b>Total du trafic marchandises transportées(1)</b>
-	9	-	-	2 110	" "	Déchargées du wagon au Canada
-	-	-	-	30	" "	Remises aux autres chemins de fer au Canada
-	-	-	-	-	" "	Remises au réseau des Etats-Unis
					<b>442. Mazout, n.d.a.:</b>	
-	2	2,438	3,987	13,422	wagon	Nombre de wagons chargés
-	122	188 908	152 688	757 073	tonnes	Chargées sur wagons au Canada
2 699	114 312	22 131	23 951	179 454	" "	En provenance d'autres chemins de fer au Canada
-	-	-	31	28 895	" "	En provenance des Etats-Unis:
-	-	-	-	43 013	" "	A destination du Canada
-	-	-	-	-	" "	A destination des Etats-Unis
2 699	114 434	211 039	176 670	1 008 435	" "	<b>Total du trafic marchandises transportées(1)</b>
-	68 237	188 716	152 742	840 033	" "	Déchargées du wagon au Canada
131	46 197	22 323	23 656	121 962	" "	Remises aux autres chemins de fer au Canada
2 568	-	-	272	46 441	" "	Remises au réseau des Etats-Unis

Voir note(s) à la fin du tableau.

TABLE 2. Revenue Freight Carried by Railways Within Canada, 1983

No.	Commodity		Class I - Classe I		Class II - Classe II			
			Canadian National	Canadian Pacific	Algoma Central	British Columbia Railway	Canada Southern (Consolidated Rail)	Chesapeake and Ohio
			Canadien National	Canadien Pacifique				
<b>Fabricated materials, inedible (C.L.):</b>								
<b>444. Lubricating oils and greases:</b>								
1	Number of railway cars loaded	carloads	3,159	1,959	-	4	-	202
2	Loaded onto railway cars in Canada	metric tonnes	173 384	95 313	-	73	-	10 629
3	Received from other railways in Canada	" "	3 145	17 692	122	-	484	61
	Received from United States rail:							
4	Destined to Canadian points	" "	15 841	7 733	-	-	6 821	-
5	Destined to United States points	" "	599	7 959	-	-	-	10 096
6	<b>Total freight traffic carried(1)</b>	" "	<b>192 969</b>	<b>128 697</b>	<b>122</b>	<b>73</b>	<b>7 305</b>	<b>20 766</b>
7	Unloaded from railway cars in Canada	" "	190 298	116 028	122	73	-	61
8	Delivered to other railways in Canada	" "	518	3 194	-	-	6 821	10 629
9	Delivered to United States rail connections	" "	2 153	9 475	-	-	484	10 096
<b>446. Petroleum coke:</b>								
10	Number of railway cars loaded	carloads	1,488	376	-	-	-	-
11	Loaded onto railway cars in Canada	metric tonnes	113 848	28 760	-	-	-	-
12	Received from other railways in Canada	" "	64	147 463	-	-	-	-
	Received from United States rail:							
13	Destined to Canadian points	" "	878	26 323	-	-	1 857	-
14	Destined to United States points	" "	171	-	-	-	-	8 564
15	<b>Total freight traffic carried(1)</b>	" "	<b>114 761</b>	<b>202 546</b>	<b>-</b>	<b>-</b>	<b>1 857</b>	<b>8 564</b>
16	Unloaded from railway cars in Canada	" "	81 778	202 358	-	-	753	-
17	Delivered to other railways in Canada	" "	32 725	187	-	-	1 104	-
18	Delivered to United States rail connections	" "	257	-	-	-	-	8 564
<b>448. Coke, n.e.s.:</b>								
19	Number of railway cars loaded	carloads	114	621	2,433	-	-	-
20	Loaded onto railway cars in Canada	metric tonnes	6 588	34 878	109 343	-	-	-
21	Received from other railways in Canada	" "	6 890	24 686	-	-	-	-
	Received from United States rail:							
22	Destined to Canadian points	" "	58 161	52 111	-	-	10 862	1 015
23	Destined to United States points	" "	-	-	-	-	-	2 206
24	<b>Total freight traffic carried(1)</b>	" "	<b>71 639</b>	<b>111 675</b>	<b>109 343</b>	<b>-</b>	<b>10 862</b>	<b>3 305</b>
25	Unloaded from railway cars in Canada	" "	68 652	100 136	78 425	-	99	1 015
26	Delivered to other railways in Canada	" "	-	11 352	30 918	-	10 763	-
27	Delivered to United States rail connections	" "	2 987	188	-	-	-	2 290
<b>450. Refined and manufactured gases, fuel type (LPG):</b>								
28	Number of railway cars loaded	carloads	18,798	15,912	-	709	-	5,140
29	Loaded onto railway cars in Canada	metric tonnes	1 198 602	991 130	-	45 811	-	327 035
30	Received from other railways in Canada	" "	47 885	217 059	3 098	4 404	-	40 668
	Received from United States rail:							
31	Destined to Canadian points	" "	14 756	5 471	-	-	103	18 655
32	Destined to United States points	" "	45 045	5 395	-	-	-	33 853
33	<b>Total freight traffic carried(1)</b>	" "	<b>1 306 488</b>	<b>1 219 055</b>	<b>3 098</b>	<b>50 215</b>	<b>103</b>	<b>420 411</b>
34	Unloaded from railway cars in Canada	" "	523 609	636 248	3 098	32 602	38	41 777
35	Delivered to other railways in Canada	" "	111 254	53 347	-	16 742	65	171 167
36	Delivered to United States rail connections	" "	671 625	527 461	-	671	-	207 467
<b>452. Asphalts and road oils:</b>								
37	Number of railway cars loaded	carloads	1,323	1,053	-	-	-	-
38	Loaded onto railway cars in Canada	metric tonnes	100 185	80 675	-	-	-	-
39	Received from other railways in Canada	" "	313	225	-	60	-	-
	Received from United States rail:							
40	Destined to Canadian points	" "	503	1 250	-	-	-	-
41	Destined to United States points	" "	-	32	-	-	-	-
42	<b>Total freight traffic carried(1)</b>	" "	<b>101 001</b>	<b>82 182</b>	<b>-</b>	<b>80</b>	<b>-</b>	<b>-</b>
43	Unloaded from railway cars in Canada	" "	96 886	82 150	-	80	-	-
44	Delivered to other railways in Canada	" "	262	-	-	-	-	-
45	Delivered to United States rail connections	" "	3 833	32	-	-	-	-
<b>454. Other petroleum and coal products:</b>								
46	Number of railway cars loaded	carloads	4,923	2,446	174	127	-	2,111
47	Loaded onto railway cars in Canada	metric tonnes	318 205	178 454	13 303	7 941	-	121 147
48	Received from other railways in Canada	" "	16 082	52 697	66	61	15 299	3 265
	Received from United States rail:							
49	Destined to Canadian points	" "	6 654	5 351	-	-	9 769	2 435
50	Destined to United States points	" "	284	1 619	-	-	-	17 174
51	<b>Total freight traffic carried(1)</b>	" "	<b>341 225</b>	<b>238 121</b>	<b>13 369</b>	<b>8 002</b>	<b>25 068</b>	<b>144 021</b>
52	Unloaded from railway cars in Canada	" "	277 910	154 546	66	5 537	-	5 937
53	Delivered to other railways in Canada	" "	37 573	7 333	13 303	2 465	9 769	47 339
54	Delivered to United States rail connections	" "	25 742	76 243	-	-	15 299	91 146

See footnote(s) at end of table.

TABLEAU 2. Marchandises payantes transportées par chemin de fer au Canada, 1983

Class II - Classe II				Grand total all Railways Total général tous chemins de fer	Type de marchandise	No
Toronto, Hamilton and Buffalo	Ontario Northland	Quebec North Shore and Labrador	All other Tous autres			
					<b>Demi-produits, non comestibles (charge complète):</b>	
					<b>444. Huiles et graisses lubrifiantes:</b>	
-	1	12	1	5 338	wagon	1
-	61	334	70	279 864	tonnes métriques	2
7 009	23 267	-	60	51 840	" "	3
-	-	-	616	31 011	" "	4
-	-	-	-	18 654	" "	5
7 009	23 328	334	746	381 369	" "	6
					<b>Total du trafic marchandises transportées(1)</b>	
-	14 193	334	198	321 307	" "	7
7 009	9 134	-	478	37 783	" "	8
-	-	-	70	22 278	" "	9
					<b>446. Coke de pétrole:</b>	
-	-	-	260	2 124	wagon	10
-	-	-	22 172	164 580	tonnes métriques	11
1 104	-	-	34 063	182 694	" "	12
-	-	-	264 458	293 516	" "	13
-	-	-	-	8 735	" "	14
1 104	-	-	320 693	649 525	" "	15
					<b>Total du trafic marchandises transportées(1)</b>	
-	-	-	105 102	389 991	" "	16
1 104	-	-	159 791	194 911	" "	17
-	-	-	55 799	64 620	" "	18
					<b>448. Coke, n.d.a.:</b>	
-	-	-	5 992	9 180	wagon	19
10 799	-	-	328 979	479 788	tonnes métriques	20
-	-	-	13 461	55 836	" "	21
-	-	-	1 340	123 489	" "	22
-	-	-	-	2 290	" "	23
10 799	-	-	343 780	661 403	" "	24
					<b>Total du trafic marchandises transportées(1)</b>	
10 548	-	-	343 604	602 479	" "	25
251	-	-	176	53 460	" "	26
-	-	-	-	5 465	" "	27
					<b>450. Gaz raffinés et manufacturés, combustibles (GPL):</b>	
-	1	44	990	41 594	wagon	28
-	9	1 076	60 100	2 623 963	tonnes métriques	29
65	13 278	-	68 013	394 470	" "	30
-	-	-	5 303	44 488	" "	31
-	-	-	200	84 493	" "	32
65	13 287	1 076	133 616	3 147 414	" "	33
					<b>Total du trafic marchandises transportées(1)</b>	
-	8 585	1 076	2 494	1 251 727	" "	34
65	4 703	-	5 459	362 802	" "	35
-	-	-	125 663	1 532 887	" "	36
					<b>452. Asphalte et huiles pour les routes:</b>	
-	-	-	-	2 376	wagon	37
-	-	-	-	180 860	tonnes métriques	38
-	-	-	317	935	" "	39
-	-	-	-	1 753	" "	40
-	-	-	-	32	" "	41
-	-	-	317	183 580	" "	42
					<b>Total du trafic marchandises transportées(1)</b>	
-	-	-	57	179 173	" "	43
-	-	-	259	541	" "	44
-	-	-	-	3 865	" "	45
					<b>454. Autres dérivés du pétrole et de la houille:</b>	
182	2	-	594	10 559	wagon	46
14 694	110	-	24 983	678 837	tonnes métriques	47
31 220	621	-	13 126	112 437	" "	48
-	-	-	1 990	26 199	" "	49
-	-	-	-	19 077	" "	50
25 914	731	-	40 099	836 550	" "	51
					<b>Total du trafic marchandises transportées(1)</b>	
6 826	110	-	36 018	486 550	" "	52
19 088	621	-	1 736	139 227	" "	53
-	-	-	2 346	210 776	" "	54

Voir note(s) à la fin du tableau.

TABLE 2. Revenue Freight Carried by Railways Within Canada, 1983

Commodity		Class I - Classe I		Class II - Classe II				
		Canadian National Canadien National	Canadian Pacific Canadien Pacifique	Algoma Central	British Columbia Railway	Canada Southern (Consolidated Rail)	Chesapeake and Ohio	
<b>Fabricated materials, inedible (C.L.):</b>								
<b>456. Ferro-alloys:</b>								
1	Number of railway cars loaded	carloads	326	40	-	-	14	-
2	Loaded onto railway cars in Canada	metric tonnes	19 943	2 266	-	-	706	-
3	Received from other railways in Canada	" "	56	17 845	153	-	-	-
4	Received from United States rail:							
4	Destined to Canadian points	" "	314	43	-	-	-	46
5	Destined to United States points	" "	-	-	-	-	-	1 351
6	<b>Total freight traffic carried(1)</b>	" "	<b>20 313</b>	<b>20 154</b>	<b>153</b>	<b>-</b>	<b>706</b>	<b>1 397</b>
7	Unloaded from railway cars in Canada	" "	8 743	19 729	153	-	-	-
8	Delivered to other railways in Canada	" "	352	172	-	-	-	46
9	Delivered to United States rail connections	" "	11 218	253	-	-	706	1 351
<b>458. Pig iron:</b>								
10	Number of railway cars loaded	carloads	362	253	10	-	-	-
11	Loaded onto railway cars in Canada	metric tonnes	27 565	17 577	819	-	-	-
12	Received from other railways in Canada	" "	568	1 176	-	-	-	-
13	Received from United States rail:							
13	Destined to Canadian points	" "	300	-	-	-	-	-
14	Destined to United States points	" "	-	-	-	-	-	3 371
15	<b>Total freight traffic carried(1)</b>	" "	<b>28 433</b>	<b>18 753</b>	<b>819</b>	<b>-</b>	<b>-</b>	<b>3 371</b>
16	Unloaded from railway cars in Canada	" "	25 911	6 794	-	-	-	-
17	Delivered to other railways in Canada	" "	1 055	11 742	819	-	-	-
18	Delivered to United States rail connections	" "	1 467	217	-	-	-	3 371
<b>460. Ingots, blooms, billets and slabs, iron and steel:</b>								
19	Number of railway cars loaded	carloads	10 227	6 328	3	-	-	-
20	Loaded onto railway cars in Canada	metric tonnes	785 707	502 143	210	-	-	-
21	Received from other railways in Canada	" "	102	47	-	324	203 883	-
22	Received from United States rail:							
22	Destined to Canadian points	" "	277	382	-	-	-	-
23	Destined to United States points	" "	-	712	-	-	-	-
24	<b>Total freight traffic carried(1)</b>	" "	<b>786 086</b>	<b>503 284</b>	<b>210</b>	<b>324</b>	<b>203 883</b>	<b>-</b>
25	Unloaded from railway cars in Canada	" "	619 731	26 840	-	324	-	-
26	Delivered to other railways in Canada	" "	110	358 750	210	-	-	-
27	Delivered to United States rail connections	" "	166 245	117 695	-	-	203 883	-
<b>461. Primary iron and steel, n.e.s.:</b>								
28	Number of railway cars loaded	carloads	37	57	-	632	-	-
29	Loaded onto railway cars in Canada	metric tonnes	2 367	3 329	-	13 793	-	-
30	Received from other railways in Canada	" "	-	-	-	14 444	3 480	-
31	Received from United States rail:							
31	Destined to Canadian points	" "	-	36	-	-	-	-
32	Destined to United States points	" "	-	24	-	-	-	-
33	<b>Total freight traffic carried(1)</b>	" "	<b>2 367</b>	<b>3 389</b>	<b>-</b>	<b>28 237</b>	<b>3 480</b>	<b>-</b>
34	Unloaded from railway cars in Canada	" "	763	771	-	28 192	-	-
35	Delivered to other railways in Canada	" "	-	-	-	45	-	-
36	Delivered to United States rail connections	" "	1 604	2 618	-	-	3 480	-
<b>462. Castings and forgings, iron or steel:</b>								
37	Number of railway cars loaded	carloads	1 097	161	34	1	2	-
38	Loaded onto railway cars in Canada	metric tonnes	75 011	10 835	2 087	18	42	-
39	Received from other railways in Canada	" "	2 066	1 972	-	36	109	-
40	Received from United States rail:							
40	Destined to Canadian points	" "	9 213	7 877	-	-	3 137	93
41	Destined to United States points	" "	6 387	46	-	-	-	5 059
42	<b>Total freight traffic carried(1)</b>	" "	<b>92 677</b>	<b>20 730</b>	<b>2 087</b>	<b>54</b>	<b>3 288</b>	<b>5 152</b>
43	Unloaded from railway cars in Canada	" "	41 733	17 546	-	54	3 094	66
44	Delivered to other railways in Canada	" "	5 798	2 702	2 087	-	43	27
45	Delivered to United States rail connections	" "	45 146	483	-	-	151	5 059
<b>464. Bars and rods, steel:</b>								
46	Number of railway cars loaded	carloads	6 608	2 838	29	-	-	-
47	Loaded onto railway cars in Canada	metric tonnes	435 408	187 149	2 111	-	-	-
48	Received from other railways in Canada	" "	10 264	178	28	584	9 503	18 010
49	Received from United States rail:							
49	Destined to Canadian points	" "	1 473	4 221	-	-	49	4 310
50	Destined to United States points	" "	98	-	-	-	-	1 551
51	<b>Total freight traffic carried(1)</b>	" "	<b>447 243</b>	<b>191 548</b>	<b>2 139</b>	<b>584</b>	<b>9 552</b>	<b>23 873</b>
52	Unloaded from railway cars in Canada	" "	350 625	142 403	28	584	877	21 999
53	Delivered to other railways in Canada	" "	16 779	17 334	2 111	-	49	323
54	Delivered to United States rail connections	" "	79 839	31 810	-	-	8 626	1 551

See footnote(s) at end of table.

TABLEAU 2. Marchandises payantes transportées par chemin de fer au Canada, 1983

Class II - Classe II				Grand total all Railways Total général tous chemins de fer	Type de marchandise	No
Toronto, Hamilton and Buffalo	Ontario Northland	Quebec North Shore and Labrador	All other Tous autres			
					<b>Demi-produits, non comestibles (charge complète):</b>	
					<b>456. Ferro-alliages:</b>	
28	-	-	294	702	wagon	Nombre de wagons chargés
1 497	-	-	18 565	42 977	tonnes métriques	Chargées sur wagons au Canada
-	-	-	2 689	20 743	" "	En provenance d'autres chemins de fer au Canada
-	-	-	51	454	" "	En provenance des Etats-Unis:
-	-	-	-	1 351	" "	A destination du Canada
1 497	-	-	21 305	65 525	" "	A destination des Etats-Unis
-	-	-	85	28 710	" "	<b>Total du trafic marchandises transportées(1)</b>
1 497	-	-	20 505	22 572	" "	Déchargées du wagon au Canada
-	-	-	715	14 243	" "	Remises aux autres chemins de fer au Canada
					" "	Remises au réseau des Etats-Unis
					<b>458. Fonte en gueuses:</b>	
-	-	-	8	633	wagon	Nombre de wagons chargés
-	-	-	431	46 392	tonnes métriques	Chargées sur wagons au Canada
11 743	-	-	406	13 893	" "	En provenance d'autres chemins de fer au Canada
-	-	-	-	300	" "	En provenance des Etats-Unis:
-	-	-	-	3 371	" "	A destination du Canada
11 743	-	-	837	63 956	" "	A destination des Etats-Unis
-	-	-	406	44 854	" "	<b>Total du trafic marchandises transportées(1)</b>
11 743	-	-	431	14 047	" "	Déchargées du wagon au Canada
-	-	-	-	5 055	" "	Remises aux autres chemins de fer au Canada
					" "	Remises au réseau des Etats-Unis
					<b>460. Lingots, blooms, billettes et brames de fer et d'acier:</b>	
45	-	139	-	16 742	wagon	Nombre de wagons chargés
2 972	-	7 282	-	1 298 314	tonnes métriques	Chargées sur wagons au Canada
399 082	-	-	-	603 438	" "	En provenance d'autres chemins de fer au Canada
-	-	-	108	767	" "	En provenance des Etats-Unis:
-	-	-	-	712	" "	A destination du Canada
402 054	-	7 282	108	1 903 231	" "	A destination des Etats-Unis
-	-	-	-	899 179	" "	<b>Total du trafic marchandises transportées(1)</b>
245 002	-	7 282	-	516 230	" "	Déchargées du wagon au Canada
157 052	-	-	108	487 823	" "	Remises aux autres chemins de fer au Canada
					" "	Remises au réseau des Etats-Unis
					<b>461. Fer et acier de formes primaires, n.d.a.:</b>	
-	-	-	-	726	wagon	Nombre de wagons chargés
-	-	-	-	19 489	tonnes métriques	Chargées sur wagons au Canada
-	-	-	-	17 924	" "	En provenance d'autres chemins de fer au Canada
-	-	-	-	36	" "	En provenance des Etats-Unis:
-	-	-	-	24	" "	A destination du Canada
-	-	-	-	37 473	" "	A destination des Etats-Unis
-	-	-	-	29 726	" "	<b>Total du trafic marchandises transportées(1)</b>
-	-	-	-	45	" "	Déchargées du wagon au Canada
-	-	-	-	7 702	" "	Remises aux autres chemins de fer au Canada
					" "	Remises au réseau des Etats-Unis
					<b>462. Moulages et forges de fer ou d'acier:</b>	
2	8	-	79	1 384	wagon	Nombre de wagons chargés
109	406	-	2 568	91 076	tonnes métriques	Chargées sur wagons au Canada
-	9 319	-	345	13 847	" "	En provenance d'autres chemins de fer au Canada
-	-	-	1 574	21 894	" "	En provenance des Etats-Unis:
-	-	-	47	11 539	" "	A destination du Canada
109	9 725	-	4 534	138 356	" "	A destination des Etats-Unis
-	-	-	2 677	74 489	" "	<b>Total du trafic marchandises transportées(1)</b>
109	9 319	-	1 640	12 812	" "	Déchargées du wagon au Canada
-	406	-	217	51 056	" "	Remises aux autres chemins de fer au Canada
					" "	Remises au réseau des Etats-Unis
					<b>464. Barres et tiges d'acier:</b>	
66	-	-	3	9 544	wagon	Nombre de wagons chargés
4 346	-	-	152	629 166	tonnes métriques	Chargées sur wagons au Canada
706	1 222	-	18 899	59 196	" "	En provenance d'autres chemins de fer au Canada
-	-	-	1 354	11 407	" "	En provenance des Etats-Unis:
-	-	-	-	1 649	" "	A destination du Canada
5 052	1 222	-	20 205	701 418	" "	A destination des Etats-Unis
-	-	-	15 011	532 819	" "	<b>Total du trafic marchandises transportées(1)</b>
4 982	1 222	-	5 085	46 663	" "	Déchargées du wagon au Canada
-	-	-	108	121 934	" "	Remises aux autres chemins de fer au Canada
					" "	Remises au réseau des Etats-Unis

Voir note(s) à la fin du tableau.

TABLE 2. Revenue Freight Carried by Railways Within Canada, 1983

No	Commodity		Class I - Classe I		Class II - Classe II			
			Canadian National Canadian National	Canadian Pacific Canadian Pacific	Algoma Central	British Columbia Railway	Canada Southern (Consolidated Rail)	Chesapeake and Ohio
<b>Fabricated materials, inedible (C.L.):</b>								
<b>466. Plates, steel, fabricated:</b>								
1	Number of railway cars loaded	carloads	927	3 449	1 541	-	-	1
2	Loaded onto railway cars in Canada	metric tonnes	58 839	240 206	105 320	-	-	61
3	Received from other railways in Canada	" "	77 351	25 604	68	-	17 123	-
Received from United States rail:								
4	Destined to Canadian points	" "	4 815	231	-	-	549	656
5	Destined to United States points	" "	-	36	-	-	-	319
6	<b>Total freight traffic carried(1)</b>	" "	<b>141 005</b>	<b>266 077</b>	<b>105 388</b>	-	<b>17 672</b>	<b>1 036</b>
7	Unloaded from railway cars in Canada	" "	135 709	219 403	369	-	-	-
8	Delivered to other railways in Canada	" "	3 575	45 854	105 018	-	549	656
9	Delivered to United States rail connections	" "	1 721	822	-	-	17 123	380
<b>468. Sheet and strip, steel:</b>								
10	Number of railway cars loaded	carloads	3 543	3 671	854	7	29	6
11	Loaded onto railway cars in Canada	metric tonnes	250 694	278 853	58 342	152	1 834	375
12	Received from other railways in Canada	" "	48 363	13 519	56	-	25 865	-
Received from United States rail:								
13	Destined to Canadian points	" "	9 509	1 823	-	-	179	-
14	Destined to United States points	" "	1 060	43	-	-	-	10 387
15	<b>Total freight traffic carried(1)</b>	" "	<b>309 626</b>	<b>294 038</b>	<b>58 398</b>	<b>152</b>	<b>27 878</b>	<b>10 762</b>
16	Unloaded from railway cars in Canada	" "	278 724	232 547	130	152	5	-
17	Delivered to other railways in Canada	" "	6 075	46 735	58 268	-	174	-
18	Delivered to United States rail connections	" "	24 827	14 755	-	-	27 699	10 762
<b>470. Structural shapes and sheet piling, iron or steel:</b>								
19	Number of railway cars loaded	carloads	695	1 752	1 995	40	3	-
20	Loaded onto railway cars in Canada	metric tonnes	37 316	110 099	127 365	826	48	-
21	Received from other railways in Canada	" "	83 042	43 648	-	-	250	-
Received from United States rail:								
22	Destined to Canadian points	" "	2 219	2 341	-	-	757	-
23	Destined to United States points	" "	-	62	-	-	-	-
24	<b>Total freight traffic carried(1)</b>	" "	<b>122 577</b>	<b>156 150</b>	<b>127 365</b>	<b>826</b>	<b>1 055</b>	-
25	Unloaded from railway cars in Canada	" "	101 916	149 363	179	826	-	-
26	Delivered to other railways in Canada	" "	5 386	6 455	127 186	-	806	-
27	Delivered to United States rail connections	" "	15 275	332	-	-	250	-
<b>472. Rails and railway track materials:</b>								
28	Number of railway cars loaded	carloads	324	450	664	425	18	-
29	Loaded onto railway cars in Canada	metric tonnes	21 040	24 030	44 226	12 992	347	-
30	Received from other railways in Canada	" "	45 510	2 395	421	5 696	154	-
Received from United States rail:								
31	Destined to Canadian points	" "	2 413	659	-	-	179	-
32	Destined to United States points	" "	51	27	-	-	-	664
33	<b>Total freight traffic carried(1)</b>	" "	<b>69 014</b>	<b>27 111</b>	<b>44 647</b>	<b>18 688</b>	<b>680</b>	<b>664</b>
34	Unloaded from railway cars in Canada	" "	51 344	24 831	421	18 688	132	-
35	Delivered to other railways in Canada	" "	14 275	2 234	44 226	-	507	-
36	Delivered to United States rail connections	" "	3 396	45	-	-	42	664
<b>474. Pipes and tubes, iron and steel:</b>								
37	Number of railway cars loaded	carloads	1 542	728	852	387	-	-
38	Loaded onto railway cars in Canada	metric tonnes	83 294	36 922	54 524	5 854	-	-
39	Received from other railways in Canada	" "	42 991	35 527	246	548	523	34
Received from United States rail:								
40	Destined to Canadian points	" "	1 180	982	-	-	554	-
41	Destined to United States points	" "	954	-	-	-	-	751
42	<b>Total freight traffic carried(1)</b>	" "	<b>128 419</b>	<b>73 431</b>	<b>54 770</b>	<b>6 402</b>	<b>1 077</b>	<b>785</b>
43	Unloaded from railway cars in Canada	" "	119 820	62 156	358	6 402	-	34
44	Delivered to other railways in Canada	" "	4 069	7 698	54 411	-	554	-
45	Delivered to United States rail connections	" "	4 530	3 577	-	-	523	751
<b>476. Wire, iron or steel:</b>								
46	Number of railway cars loaded	carloads	151	57	-	53	-	-
47	Loaded onto railway cars in Canada	metric tonnes	6 925	2 338	-	953	-	-
48	Received from other railways in Canada	" "	647	1 013	-	420	106	-
Received from United States rail:								
49	Destined to Canadian points	" "	-	-	-	-	-	-
50	Destined to United States points	" "	-	-	-	-	-	-
51	<b>Total freight traffic carried(1)</b>	" "	<b>7 572</b>	<b>3 351</b>	-	<b>1 373</b>	<b>106</b>	-
52	Unloaded from railway cars in Canada	" "	7 445	2 135	-	1 373	-	-
53	Delivered to other railways in Canada	" "	87	1 217	-	-	-	-
54	Delivered to United States rail connections	" "	40	-	-	-	106	-

See footnote(s) at end of table.

TABLEAU 2. Marchandises payantes transportées par chemin de fer au Canada, 1983

Class II - Classe II				Grand total all Railways	Type de marchandise		No
Toronto, Hamilton and Buffalo	Ontario Northland	Quebec North Shore and Labrador	All other Tous autres	Total général tous chemins de fer			
<b>Demi-produits, non comestibles (charge complète):</b>							
<b>466. Tôles d'acier travaillé:</b>							
33	-	-	-	5,951	wagon	Nombre de wagons chargés	1
2 163	-	-	-	406 589	tonnes métriques	Chargées sur wagons au Canada	2
15 282	337	-	18 915	154 680	" "	En provenance d'autres chemins de fer au Canada	3
-	-	-	281	6 532	" "	En provenance des Etats-Unis:	
-	-	-	-	355	" "	A destination du Canada	4
-	-	-	-	-	" "	A destination des Etats-Unis	5
<b>17 445</b>	<b>337</b>	<b>-</b>	<b>19 196</b>	<b>568 156</b>	" "	<b>Total du trafic marchandises transportées(1)</b>	<b>6</b>
147	337	-	15 126	371 091	" "	Déchargées du wagon au Canada	7
17 298	-	-	4 040	176 990	" "	Remises aux autres chemins de fer au Canada	8
-	-	-	29	20 075	" "	Remises au réseau des Etats-Unis	9
<b>466. Feuille et feuilard d'acier:</b>							
619	-	-	4	8,733	wagon	Nombre de wagons chargés	10
43 040	-	-	206	633 296	tonnes métriques	Chargées sur wagons au Canada	11
14 204	-	-	34 769	136 776	" "	En provenance d'autres chemins de fer au Canada	12
-	-	-	225	11 736	" "	En provenance des Etats-Unis:	
-	-	-	51	11 541	" "	A destination du Canada	13
-	-	-	-	-	" "	A destination des Etats-Unis	14
<b>57 244</b>	<b>-</b>	<b>-</b>	<b>35 251</b>	<b>793 349</b>	" "	<b>Total du trafic marchandises transportées(1)</b>	<b>15</b>
41 636	-	-	21 774	574 968	" "	Déchargées du wagon au Canada	16
15 607	-	-	13 164	140 023	" "	Remises aux autres chemins de fer au Canada	17
-	-	-	312	78 355	" "	Remises au réseau des Etats-Unis	18
<b>470. Profils de charpente et palplanches de fer et d'acier:</b>							
13	-	23	-	4,521	wagon	Nombre de wagons chargés	19
531	-	467	-	276 652	tonnes métriques	Chargées sur wagons au Canada	20
1 040	243	-	2 872	130 895	" "	En provenance d'autres chemins de fer au Canada	21
-	-	-	108	5 425	" "	En provenance des Etats-Unis:	
-	-	-	-	62	" "	A destination du Canada	22
-	-	-	-	-	" "	A destination des Etats-Unis	23
<b>1 571</b>	<b>243</b>	<b>467</b>	<b>2 780</b>	<b>413 034</b>	" "	<b>Total du trafic marchandises transportées(1)</b>	<b>24</b>
45	243	467	2 325	255 364	" "	Déchargées du wagon au Canada	25
1 525	-	-	298	141 656	" "	Remises aux autres chemins de fer au Canada	26
-	-	-	157	16 014	" "	Remises au réseau des Etats-Unis	27
<b>472. Rails et matériel de voie ferrée:</b>							
1	-	5	-	1,887	wagon	Nombre de wagons chargés	28
18	-	81	-	102 734	tonnes métriques	Chargées sur wagons au Canada	29
647	867	-	1 557	57 247	" "	En provenance d'autres chemins de fer au Canada	30
-	-	-	853	4 104	" "	En provenance des Etats-Unis:	
-	-	-	219	961	" "	A destination du Canada	31
-	-	-	-	-	" "	A destination des Etats-Unis	32
<b>665</b>	<b>867</b>	<b>81</b>	<b>2 629</b>	<b>165 046</b>	" "	<b>Total du trafic marchandises transportées(1)</b>	<b>33</b>
18	867	81	1 308	97 690	" "	Déchargées du wagon au Canada	34
647	-	-	1 188	63 077	" "	Remises aux autres chemins de fer au Canada	35
-	-	-	132	4 279	" "	Remises au réseau des Etats-Unis	36
<b>474. Tuyaux et tubes de fer et d'acier:</b>							
466	2	5	9	3,971	wagon	Nombre de wagons chargés	37
23 462	30	106	299	204 491	tonnes métriques	Chargées sur wagons au Canada	38
1 487	572	-	10 188	92 116	" "	En provenance d'autres chemins de fer au Canada	39
-	-	-	47	2 763	" "	En provenance des Etats-Unis:	
-	-	-	-	1 705	" "	A destination du Canada	40
-	-	-	-	-	" "	A destination des Etats-Unis	41
<b>24 949</b>	<b>602</b>	<b>106</b>	<b>10 534</b>	<b>301 075</b>	" "	<b>Total du trafic marchandises transportées(1)</b>	<b>42</b>
596	602	106	6 782	196 836	" "	Déchargées du wagon au Canada	43
24 352	-	-	3 708	94 792	" "	Remises aux autres chemins de fer au Canada	44
-	-	-	64	9 445	" "	Remises au réseau des Etats-Unis	45
<b>476. Fil de fer ou d'acier:</b>							
3	-	1	46	311	wagon	Nombre de wagons chargés	46
161	-	30	1 989	12 396	tonnes métriques	Chargées sur wagons au Canada	47
-	-	-	642	2 828	" "	En provenance d'autres chemins de fer au Canada	48
-	-	-	-	-	" "	En provenance des Etats-Unis:	
-	-	-	-	-	" "	A destination du Canada	49
-	-	-	-	-	" "	A destination des Etats-Unis	50
<b>161</b>	<b>-</b>	<b>30</b>	<b>2 631</b>	<b>15 224</b>	" "	<b>Total du trafic marchandises transportées(1)</b>	<b>51</b>
-	-	30	14	10 997	" "	Déchargées du wagon au Canada	52
161	-	-	2 200	3 665	" "	Remises aux autres chemins de fer au Canada	53
-	-	-	418	564	" "	Remises au réseau des Etats-Unis	54

Voir note(s) à la fin du tableau.

TABLE 2. Revenue Freight Carried by Railways Within Canada, 1983

Commodity	No.		Class I - Classe I		Class II - Classe II			
			Canadian National Canadien National	Canadian Pacific Canadien Pacifique	Algoma Central	British Columbia Railway	Canada Southern (Consolidated Rail)	Chesapeake and Ohio
<b>Fabricated materials, inedible (C.L.):</b>								
<b>478. Aluminum paste, powder, pigs, ingots and short:</b>								
1	Number of railway cars loaded	carloads	-	-	-	-	-	-
2	Loaded onto railway cars in Canada	metric tonnes	-	-	-	-	-	-
3	Received from other railways in Canada	" "	-	-	-	-	-	-
	Received from United States rail:							
4	Destined to Canadian points	" "	-	-	-	-	-	-
5	Destined to United States points	" "	-	-	-	-	-	-
6	<b>Total freight traffic carried(1)</b>	" "	-	-	-	-	-	-
7	Unloaded from railway cars in Canada	" "	-	-	-	-	-	-
8	Delivered to other railways in Canada	" "	-	-	-	-	-	-
9	Delivered to United States rail connections	" "	-	-	-	-	-	-
<b>490. Aluminum and aluminum alloy fabricated material n.e.s.:</b>								
10	Number of railway cars loaded	carloads	9,303	768	-	1	4	-
11	Loaded onto railway cars in Canada	metric tonnes	599 577	41 648	-	14	239	-
12	Received from other railways in Canada	" "	124	504	-	-	4 490	-
	Received from United States rail:							
13	Destined to Canadian points	" "	662	1 578	-	-	898	-
14	Destined to United States points	" "	39 184	-	-	-	-	15 348
15	<b>Total freight traffic carried(1)</b>	" "	<b>639 747</b>	<b>43 730</b>	-	<b>14</b>	<b>5 627</b>	<b>15 348</b>
16	Unloaded from railway cars in Canada	" "	160 078	16 260	-	14	-	-
17	Delivered to other railways in Canada	" "	9 091	14 287	-	-	898	-
18	Delivered to United States rail connections	" "	470 578	13 182	-	-	4 729	15 348
<b>482. Copper and alloys in primary forms:</b>								
19	Number of railway cars loaded	carloads	4,789	308	-	-	-	-
20	Loaded onto railway cars in Canada	metric tonnes	278 751	17 183	-	-	-	-
21	Received from other railways in Canada	" "	68 586	32 591	-	-	7 972	-
	Received from United States rail:							
22	Destined to Canadian points	" "	2 930	-	-	-	54	-
23	Destined to United States points	" "	-	-	-	-	-	-
24	<b>Total freight traffic carried(1)</b>	" "	<b>350 267</b>	<b>49 774</b>	-	-	<b>8 026</b>	-
25	Unloaded from railway cars in Canada	" "	283 854	41 642	-	-	-	-
26	Delivered to other railways in Canada	" "	57	8 071	-	-	54	-
27	Delivered to United States rail connections	" "	66 356	60	-	-	7 972	-
<b>484. Copper and alloys, n.e.s.:</b>								
28	Number of railway cars loaded	carloads	31	158	-	-	-	-
29	Loaded onto railway cars in Canada	metric tonnes	1 609	8 564	-	-	-	-
30	Received from other railways in Canada	" "	18	78	-	-	113	-
	Received from United States rail:							
31	Destined to Canadian points	" "	393	60	-	-	72	-
32	Destined to United States points	" "	-	-	-	-	-	69
33	<b>Total freight traffic carried(1)</b>	" "	<b>2 020</b>	<b>8 702</b>	-	-	<b>185</b>	<b>69</b>
34	Unloaded from railway cars in Canada	" "	1 512	8 513	-	-	-	-
35	Delivered to other railways in Canada	" "	93	189	-	-	72	-
36	Delivered to United States rail connections	" "	415	-	-	-	113	69
<b>486. Lead and alloys:</b>								
37	Number of railway cars loaded	carloads	558	1,757	-	-	-	-
38	Loaded onto railway cars in Canada	metric tonnes	31 772	111 122	-	-	-	-
39	Received from other railways in Canada	" "	2 343	2 309	-	-	736	5 273
	Received from United States rail:							
40	Destined to Canadian points	" "	-	1 771	-	-	68	-
41	Destined to United States points	" "	-	-	-	-	-	68
42	<b>Total freight traffic carried(1)</b>	" "	<b>34 115</b>	<b>115 202</b>	-	-	<b>804</b>	<b>5 339</b>
43	Unloaded from railway cars in Canada	" "	16 726	88 331	-	-	-	5 273
44	Delivered to other railways in Canada	" "	2 429	9 167	-	-	88	-
45	Delivered to United States rail connections	" "	14 961	17 704	-	-	736	66
<b>488. Nickel and alloys:</b>								
46	Number of railway cars loaded	carloads	235	97	-	-	-	-
47	Loaded onto railway cars in Canada	metric tonnes	13 009	6 544	-	-	-	-
48	Received from other railways in Canada	" "	-	85	-	-	-	-
	Received from United States rail:							
49	Destined to Canadian points	" "	-	-	-	-	73	-
50	Destined to United States points	" "	-	-	-	-	-	-
51	<b>Total freight traffic carried(1)</b>	" "	<b>13 009</b>	<b>6 629</b>	-	-	<b>73</b>	-
52	Unloaded from railway cars in Canada	" "	11 012	481	-	-	73	-
53	Delivered to other railways in Canada	" "	180	1 442	-	-	-	-
54	Delivered to United States rail connections	" "	1 817	4 707	-	-	-	-

See footnote(s) at end of table.



TABLEAU 2. Marchandises payantes transportées par chemin de fer au Canada, 1983

Class II - Classe II				Grand total all Railways	Type de marchandise	No
Toronto, Hamilton and Buffalo	Ontario Northland	Quebec North Shore and Labrador	All other Tous autres	Total général tous chemins de fer		
					<b>Demi-produits, non comestibles (charge complète):</b>	
					<b>478. Pâte, poudre, gueuses, lingots et grenaille d'aluminium:</b>	
		10	4 367	4 377	wagon	1
		269	252 020	252 289	tonnes métriques	2
			11 394	11 394	"	3
					Nombre de wagons chargés	4
					Chargées sur wagons au Canada	5
					En provenance d'autres chemins de fer au Canada	6
					En provenance des Etats-Unis:	7
					A destination du Canada	8
					A destination des Etats-Unis	9
		269	263 414	263 683	<b>Total du trafic marchandises transportées(1)</b>	10
		208	123 496	123 704	Déchargées du wagon au Canada	11
		61	139 919	139 980	Remises aux autres chemins de fer au Canada	12
					Remises au réseau des Etats-Unis	13
					<b>480. Demi-produits à base d'aluminium et d'alliages d'aluminium, n.d.a.:</b>	14
					Nombre de wagons chargés	15
	2		487	10 565	wagon	16
4 914	123		32 071	673 672	tonnes métriques	17
			246 256	256 288	"	18
					Chargées sur wagons au Canada	19
					En provenance d'autres chemins de fer au Canada	20
					En provenance des Etats-Unis:	21
			1 106	4 444	A destination du Canada	22
				54 532	A destination des Etats-Unis	23
4 914	123		279 433	988 936	<b>Total du trafic marchandises transportées(1)</b>	24
1 128			1 469	178 949	Déchargées du wagon au Canada	25
3 787	123		326	28 512	Remises aux autres chemins de fer au Canada	26
			277 637	781 474	Remises au réseau des Etats-Unis	27
					<b>482. Cuivre et alliages de cuivre formes primaires:</b>	28
	1,813			6,910	wagon	29
7 995	108 114		783	404 048	tonnes métriques	30
				117 927	"	31
					Nombre de wagons chargés	32
					Chargées sur wagons au Canada	33
					En provenance d'autres chemins de fer au Canada	34
					En provenance des Etats-Unis:	35
			4 176	7 160	A destination du Canada	36
					A destination des Etats-Unis	37
7 995	108 114		4 959	529 135	<b>Total du trafic marchandises transportées(1)</b>	38
					Déchargées du wagon au Canada	39
	18 028		2 020	345 544	Remises aux autres chemins de fer au Canada	40
7 995	90 086		2 210	108 473	Remises au réseau des Etats-Unis	41
			729	75 117		42
					<b>484. Cuivre et alliages de cuivre, n.d.a.:</b>	43
	1		1	191	wagon	44
	56		18	10 247	tonnes métriques	45
113	72		339	733	"	46
					Nombre de wagons chargés	47
					Chargées sur wagons au Canada	48
					En provenance d'autres chemins de fer au Canada	49
					En provenance des Etats-Unis:	50
			698	1 223	A destination du Canada	51
				69	A destination des Etats-Unis	52
113	128		1 055	12 272	<b>Total du trafic marchandises transportées(1)</b>	53
					Déchargées du wagon au Canada	54
	72		778	10 875	Remises aux autres chemins de fer au Canada	55
113	56		18	541	Remises au réseau des Etats-Unis	56
			259	858		57
					<b>486. Plomb et alliages:</b>	58
			17	2,332	wagon	59
			875	143 769	tonnes métriques	60
680			75	11 416	"	61
					Nombre de wagons chargés	62
					Chargées sur wagons au Canada	63
					En provenance d'autres chemins de fer au Canada	64
					En provenance des Etats-Unis:	65
			128	1 967	A destination du Canada	66
				66	A destination des Etats-Unis	67
680			1 078	157 218	<b>Total du trafic marchandises transportées(1)</b>	68
					Déchargées du wagon au Canada	69
				110 330	Remises aux autres chemins de fer au Canada	70
680			189	12 513	Remises au réseau des Etats-Unis	71
			909	34 376		72
					<b>488. Nickel et alliages:</b>	73
				332	wagon	74
				19 553	tonnes métriques	75
1 443				1 528	"	76
					Nombre de wagons chargés	77
					Chargées sur wagons au Canada	78
					En provenance d'autres chemins de fer au Canada	79
					En provenance des Etats-Unis:	80
				73	A destination du Canada	81
					A destination des Etats-Unis	82
1 443				21 154	<b>Total du trafic marchandises transportées(1)</b>	83
					Déchargées du wagon au Canada	84
				13 009	Remises aux autres chemins de fer au Canada	85
1 443				1 622	Remises au réseau des Etats-Unis	86
				6 524		87

Voir note(s) à la fin du tableau.

TABLE 2. Revenue Freight Carried by Railways Within Canada, 1983

No.	Commodity		Class I - Classe I		Class II - Classe II			
			Canadian National	Canadian Pacific	Algoma Central	British Columbia Railway	Canada Southern (Consolidated Rail)	Chesapeake and Ohio
			Canadien National	Canadien Pacifique				
<b>Fabricated materials, inedible (C.L.):</b>								
<b>490. Tin and alloys:</b>								
1	Number of railway cars loaded	carloads						
2	Loaded onto railway cars in Canada	metric tonnes	60	-	-	-	-	-
3	Received from other railways in Canada	" "	-	-	-	-	-	-
Received from United States rail:								
4	Destined to Canadian points	" "	-	-	-	-	-	-
5	Destined to United States points	" "	-	-	-	-	-	-
6	<b>Total freight traffic carried(1)</b>	" "	<b>60</b>	-	-	-	-	-
7	Unloaded from railway cars in Canada	" "	60	-	-	-	-	-
8	Delivered to other railways in Canada	" "	-	-	-	-	-	-
9	Delivered to United States rail connections	" "	-	-	-	-	-	-
<b>492. Zinc and alloys:</b>								
10	Number of railway cars loaded	carloads	2,252	2,940	-	-	63	20
11	Loaded onto railway cars in Canada	metric tonnes	134 185	189 194	-	-	3 965	1 176
12	Received from other railways in Canada	" "	51 864	52 629	-	-	10 965	-
Received from United States rail:								
13	Destined to Canadian points	" "	-	-	-	-	-	-
14	Destined to United States points	" "	-	-	-	-	-	7 725
15	<b>Total freight traffic carried(1)</b>	" "	<b>186 049</b>	<b>241 823</b>	-	-	<b>14 930</b>	<b>8 901</b>
16	Unloaded from railway cars in Canada	" "	84 964	150 768	-	-	6 964	-
17	Delivered to other railways in Canada	" "	2 202	14 048	-	-	-	-
18	Delivered to United States rail connections	" "	98 883	77 008	-	-	7 967	8 900
<b>494. Other non-ferrous base metal and alloys:</b>								
19	Number of railway cars loaded	carloads	140	29	-	-	-	-
20	Loaded onto railway cars in Canada	metric tonnes	9 212	593	-	-	-	-
21	Received from other railways in Canada	" "	1 158	422	-	-	-	-
Received from United States rail:								
22	Destined to Canadian points	" "	1 872	-	-	-	-	-
23	Destined to United States points	" "	-	-	-	-	-	-
24	<b>Total freight traffic carried(1)</b>	" "	<b>12 242</b>	<b>1 015</b>	-	-	-	-
25	Unloaded from railway cars in Canada	" "	5 074	966	-	-	-	-
26	Delivered to other railways in Canada	" "	1 217	49	-	-	-	-
27	Delivered to United States rail connections	" "	5 952	-	-	-	-	-
<b>496. Tanks:</b>								
28	Number of railway cars loaded	carloads	212	54	-	3	-	15
29	Loaded onto railway cars in Canada	metric tonnes	5 286	1 170	-	47	-	424
30	Received from other railways in Canada	" "	317	1 356	-	127	-	107
Received from United States rail:								
31	Destined to Canadian points	" "	97	164	-	-	23	-
32	Destined to United States points	" "	81	-	-	-	-	-
33	<b>Total freight traffic carried(1)</b>	" "	<b>5 781</b>	<b>2 690</b>	-	<b>174</b>	<b>23</b>	<b>531</b>
34	Unloaded from railway cars in Canada	" "	4 868	2 285	-	174	-	107
35	Delivered to other railways in Canada	" "	579	231	-	-	23	424
36	Delivered to United States rail connections	" "	334	174	-	-	-	-
<b>498. Bolts, nuts, nails, screws and basic hardware:</b>								
37	Number of railway cars loaded	carloads	192	29	-	-	1	-
38	Loaded onto railway cars in Canada	metric tonnes	8 102	1 155	-	-	21	-
39	Received from other railways in Canada	" "	-	-	-	-	-	-
Received from United States rail:								
40	Destined to Canadian points	" "	8	33	-	-	-	-
41	Destined to United States points	" "	-	-	-	-	-	14
42	<b>Total freight traffic carried(1)</b>	" "	<b>8 110</b>	<b>1 188</b>	-	-	<b>21</b>	<b>14</b>
43	Unloaded from railway cars in Canada	" "	8 110	979	-	-	-	-
44	Delivered to other railways in Canada	" "	-	145	-	-	-	-
45	Delivered to United States rail connections	" "	-	64	-	-	21	14
<b>500. Metal fabricated basic products, n.e.s.:</b>								
46	Number of railway cars loaded	carloads	535	414	-	-	-	-
47	Loaded onto railway cars in Canada	metric tonnes	18 512	20 003	-	-	-	-
48	Received from other railways in Canada	" "	2 394	1 149	-	-	177	11
Received from United States rail:								
49	Destined to Canadian points	" "	582	302	-	-	74	-
50	Destined to United States points	" "	105	325	-	-	-	-
51	<b>Total freight traffic carried(1)</b>	" "	<b>19 593</b>	<b>21 779</b>	-	-	<b>251</b>	<b>11</b>
52	Unloaded from railway cars in Canada	" "	18 248	14 338	-	-	64	11
53	Delivered to other railways in Canada	" "	2 470	6 881	-	-	11	-
54	Delivered to United States rail connections	" "	875	560	-	-	177	-

See footnote(s) at end of table.

TABLEAU 2. Marchandises payantes transportées par chemin de fer au Canada, 1983

Class II - Classe II				Grand total all Railways	Type de marchandise	No
Toronto, Hamilton and Buffalo	Ontario Northland	Quebec North Shore and Labrador	All other Tous autres	Total général tous chemins de fer		
					<b>Demi-produits, non comestibles (charge complète):</b>	
					<b>490. Etain et alliages:</b>	
				1	wagon	1
				60	tonnes métriques	2
					Nombre de wagons chargés	3
					Chargées sur wagons au Canada	
					En provenance d'autres chemins de fer au Canada	
					En provenance des Etats-Unis:	
					A destination du Canada	4
					A destination des Etats-Unis	5
				60	<b>Total du trafic marchandises transportées(1)</b>	6
				60	Déchargées du wagon au Canada	7
					Remises aux autres chemins de fer au Canada	8
					Remises au réseau des Etats-Unis	9
					<b>492. Zinc et alliages:</b>	
				7 617	wagon	10
	1 724		618	476 345	tonnes métriques	11
	109 204		38 621		Nombre de wagons chargés	12
9 708			1 349	126 515	Chargées sur wagons au Canada	
					En provenance d'autres chemins de fer au Canada	
					En provenance des Etats-Unis:	
					A destination du Canada	13
					A destination des Etats-Unis	14
9 708	109 204		40 010	610 625	<b>Total du trafic marchandises transportées(1)</b>	15
					Déchargées du wagon au Canada	16
					Remises aux autres chemins de fer au Canada	17
9 708	109 204		1 247	243 943	Remises au réseau des Etats-Unis	18
			38 763	231 521		
					<b>494. Autres alliages et métaux communs non ferreux:</b>	
					Nombre de wagons chargés	19
	8			177	wagon	20
	326			10 131	tonnes métriques	21
					Chargées sur wagons au Canada	
					En provenance d'autres chemins de fer au Canada	
					En provenance des Etats-Unis:	
					A destination du Canada	22
					A destination des Etats-Unis	23
					<b>Total du trafic marchandises transportées(1)</b>	24
					Déchargées du wagon au Canada	25
					Remises aux autres chemins de fer au Canada	26
					Remises au réseau des Etats-Unis	27
					<b>496. Réservoirs:</b>	
					Nombre de wagons chargés	28
	2		17	303	wagon	29
	7		272	7 206	tonnes métriques	30
23	54		11	1 995	Chargées sur wagons au Canada	
					En provenance d'autres chemins de fer au Canada	
					En provenance des Etats-Unis:	
					A destination du Canada	31
					A destination des Etats-Unis	32
23	61		352	9 635	<b>Total du trafic marchandises transportées(1)</b>	33
					Déchargées du wagon au Canada	34
					Remises aux autres chemins de fer au Canada	35
23	61		59	7 554	Remises au réseau des Etats-Unis	36
			293	1 573		
				508		
					<b>498. Boulons, écrous, clous, vis et autres articles de base de quincaillerie:</b>	
					Nombre de wagons chargés	37
				222	wagon	38
				9 276	tonnes métriques	39
					Chargées sur wagons au Canada	
					En provenance d'autres chemins de fer au Canada	
					En provenance des Etats-Unis:	
					A destination du Canada	40
					A destination des Etats-Unis	41
					<b>Total du trafic marchandises transportées(1)</b>	42
					Déchargées du wagon au Canada	43
					Remises aux autres chemins de fer au Canada	44
					Remises au réseau des Etats-Unis	45
					<b>500. Demi-produits de base en métal, n.d.a.:</b>	
					Nombre de wagons chargés	46
				1 087	wagon	47
39	95		4	38 891	tonnes métriques	48
883	1 342		151	9 889	Chargées sur wagons au Canada	
	79		6 079		En provenance d'autres chemins de fer au Canada	
					En provenance des Etats-Unis:	
					A destination du Canada	49
					A destination des Etats-Unis	50
883	1 421		6 547	50 485	<b>Total du trafic marchandises transportées(1)</b>	51
					Déchargées du wagon au Canada	52
					Remises aux autres chemins de fer au Canada	53
200	1 418		4 421	36 698	Remises au réseau des Etats-Unis	54
682	5		1 954	12 003		
			173	1 785		

Voir note(s) à la fin du tableau.

TABLE 2. Revenue Freight Carried by Railways Within Canada, 1983

No	Commodity		Class I - Classe I		Class II - Classe II			
			Canadian National Canadien National	Canadian Pacific Canadien Pacifique	Algoma Central	British Columbia Railway	Canada Southern (Consolidated Rail)	Chesapeake and Ohio
<b>Fabricated materials, inedible (C.L.):</b>								
<b>502. Natural stone basic products, chiefly structural:</b>								
1	Number of railway cars loaded	carloads	301	1,424	-	-	-	-
2	Loaded onto railway cars in Canada	metric tonnes	25 091	121 610	-	-	-	-
3	Received from other railways in Canada	" "	-	-	-	58	-	-
Received from United States rail:								
4	Destined to Canadian points	" "	15 309	26 630	-	-	-	-
5	Destined to United States points	" "	-	-	-	-	-	-
6	<b>Total freight traffic carried(1)</b>	" "	<b>40 400</b>	<b>148 240</b>	-	<b>58</b>	-	-
7	Unloaded from railway cars in Canada	" "	40 331	142 474	-	58	-	-
8	Delivered to other railways in Canada	" "	-	-	-	-	-	-
9	Delivered to United States rail connections	" "	69	5 766	-	-	-	-
<b>504. Bricks and tiles, clay:</b>								
10	Number of railway cars loaded	carloads	196	183	-	-	-	-
11	Loaded onto railway cars in Canada	metric tonnes	7 452	10 515	-	-	-	-
12	Received from other railways in Canada	" "	1 679	748	-	590	-	-
Received from United States rail:								
13	Destined to Canadian points	" "	549	512	-	-	-	-
14	Destined to United States points	" "	294	202	-	-	-	558
15	<b>Total freight traffic carried(1)</b>	" "	<b>9 974</b>	<b>11 977</b>	-	<b>590</b>	-	<b>558</b>
16	Unloaded from railway cars in Canada	" "	8 717	8 924	-	590	-	-
17	Delivered to other railways in Canada	" "	963	2 810	-	-	-	-
18	Delivered to United States rail connections	" "	294	243	-	-	-	558
<b>506. Fire brick and similar shapes:</b>								
19	Number of railway cars loaded	carloads	121	140	-	-	-	-
20	Loaded onto railway cars in Canada	metric tonnes	5 777	6 676	-	-	-	-
21	Received from other railways in Canada	" "	992	906	277	-	171	-
Received from United States rail:								
22	Destined to Canadian points	" "	7 369	7 841	-	-	308	269
23	Destined to United States points	" "	2 071	-	-	-	-	-
24	<b>Total freight traffic carried(1)</b>	" "	<b>16 209</b>	<b>15 423</b>	<b>277</b>	-	<b>479</b>	<b>269</b>
25	Unloaded from railway cars in Canada	" "	13 705	10 919	277	-	-	-
26	Delivered to other railways in Canada	" "	434	832	-	-	308	269
27	Delivered to United States rail connections	" "	2 071	3 672	-	-	171	-
<b>508. Dolomite and magnesite, calcined:</b>								
28	Number of railway cars loaded	carloads	192	192	-	-	33	-
29	Loaded onto railway cars in Canada	metric tonnes	16 065	16 018	-	-	2 874	-
30	Received from other railways in Canada	" "	750	1 971	386	-	-	-
Received from United States rail:								
31	Destined to Canadian points	" "	6 127	10 285	-	-	-	1 600
32	Destined to United States points	" "	-	82	-	-	-	658
33	<b>Total freight traffic carried(1)</b>	" "	<b>22 942</b>	<b>28 356</b>	<b>386</b>	-	<b>2 874</b>	<b>2 258</b>
34	Unloaded from railway cars in Canada	" "	22 943	9 875	-	-	-	-
35	Delivered to other railways in Canada	" "	-	5 899	386	-	-	1 600
36	Delivered to United States rail connections	" "	-	12 583	-	-	2 874	658
<b>510. Refractories, n.e.s.:</b>								
37	Number of railway cars loaded	carloads	61	58	-	-	-	-
38	Loaded onto railway cars in Canada	metric tonnes	2 810	3 012	-	-	-	-
39	Received from other railways in Canada	" "	477	161	-	-	-	-
Received from United States rail:								
40	Destined to Canadian points	" "	1 841	2 515	-	-	33	-
41	Destined to United States points	" "	-	282	-	-	-	51
42	<b>Total freight traffic carried(1)</b>	" "	<b>5 128</b>	<b>5 990</b>	-	-	<b>33</b>	<b>51</b>
43	Unloaded from railway cars in Canada	" "	5 032	4 504	-	-	-	-
44	Delivered to other railways in Canada	" "	96	674	-	-	33	-
45	Delivered to United States rail connections	" "	-	812	-	-	-	51
<b>512. Glass basic products:</b>								
46	Number of railway cars loaded	carloads	431	210	-	84	18	-
47	Loaded onto railway cars in Canada	metric tonnes	20 991	11 374	-	689	619	-
48	Received from other railways in Canada	" "	101	1 546	-	-	-	1 124
Received from United States rail:								
49	Destined to Canadian points	" "	14 126	8 614	-	-	6 794	-
50	Destined to United States points	" "	478	-	-	-	-	1 589
51	<b>Total freight traffic carried(1)</b>	" "	<b>35 696</b>	<b>21 534</b>	-	<b>689</b>	<b>7 413</b>	<b>2 713</b>
52	Unloaded from railway cars in Canada	" "	25 111	15 757	-	619	6 453	-
53	Delivered to other railways in Canada	" "	2 274	5 777	-	71	341	-
54	Delivered to United States rail connections	" "	8 311	-	-	-	619	2 713

See footnote(s) at end of table.

TABLEAU 2. Marchandises payantes transportées par chemin de fer au Canada, 1983

Class II - Classe II				Grand total all Railways	Type de marchandise	No
Toronto, Hamilton and Buffalo	Ontario Northland	Quebec North Shore and Labrador	All other Tous autres	Total général tous chemins de fer		
					<b>Demi-produits, non comestibles (charge complète):</b>	
					<b>502. Produits de base en pierre naturelle, surtout de construction:</b>	
-	-	-	-	1 725	wagon	1
-	-	-	-	146 701	tonnes métriques	2
-	-	-	6 124	6 182	" "	3
-	-	-	-	-	En provenance d'autres chemins de fer au Canada	
-	-	-	-	-	En provenance des Etats-Unis:	
-	-	-	4 686	46 625	" "	4
-	-	-	-	-	A destination du Canada	5
-	-	-	-	-	A destination des Etats-Unis	6
-	-	-	<b>10 810</b>	<b>199 508</b>	<b>Total du trafic marchandises transportées(1)</b>	7
-	-	-	3 839	186 702	" "	8
-	-	-	6 899	6 699	Déchargées du wagon au Canada	9
-	-	-	271	6 106	Remises aux autres chemins de fer au Canada	
					Remises au réseau des Etats-Unis	
					<b>504. Briques et tuiles d'argile:</b>	
-	-	-	-	359	wagon	10
-	-	-	-	17 967	tonnes métriques	11
-	-	-	1 349	4 366	" "	12
-	-	-	-	-	Nombre de wagons chargés	
-	-	-	81	1 142	Chargées sur wagons au Canada	
-	-	-	36	1 090	En provenance d'autres chemins de fer au Canada	
-	-	-	-	-	En provenance des Etats-Unis:	
-	-	-	1 486	24 565	" "	13
-	-	-	-	-	A destination du Canada	14
-	-	-	-	-	A destination des Etats-Unis	15
-	-	-	1 406	19 637	<b>Total du trafic marchandises transportées(1)</b>	16
-	-	-	60	3 833	Déchargées du wagon au Canada	17
-	-	-	-	1 095	Remises aux autres chemins de fer au Canada	18
					Remises au réseau des Etats-Unis	
					<b>506. Briques réfractaires et formes similaires:</b>	
9	-	-	1	271	wagon	19
417	-	-	39	12 909	tonnes métriques	20
528	27	-	952	3 853	" "	21
-	-	-	-	-	Nombre de wagons chargés	
-	-	-	1 372	17 159	Chargées sur wagons au Canada	
-	-	-	-	2 071	En provenance d'autres chemins de fer au Canada	
-	-	-	-	-	En provenance des Etats-Unis:	
945	27	-	2 363	35 992	" "	22
-	-	-	-	-	A destination du Canada	23
243	27	-	493	25 664	A destination des Etats-Unis	24
702	-	-	1 624	4 169	<b>Total du trafic marchandises transportées(1)</b>	25
-	-	-	247	6 161	Déchargées du wagon au Canada	26
					Remises aux autres chemins de fer au Canada	27
					Remises au réseau des Etats-Unis	
					<b>508. Dolomite et magnésite calcinées:</b>	
-	-	-	-	417	wagon	28
5 971	-	-	54	34 957	tonnes métriques	29
-	-	-	735	9 132	" "	30
-	-	-	102	18 747	Nombre de wagons chargés	
5 971	-	-	891	842	Chargées sur wagons au Canada	
-	-	-	-	-	En provenance d'autres chemins de fer au Canada	
5 971	-	-	243	39 032	En provenance des Etats-Unis:	
-	-	-	648	8 533	" "	31
-	-	-	-	16 115	A destination du Canada	32
					A destination des Etats-Unis	33
					<b>Total du trafic marchandises transportées(1)</b>	34
					Déchargées du wagon au Canada	35
					Remises aux autres chemins de fer au Canada	36
					Remises au réseau des Etats-Unis	
					<b>510. Matière réfractaires, n.d.a.:</b>	
2	-	14	-	135	wagon	37
85	-	429	-	6 336	tonnes métriques	38
-	-	-	1 189	1 827	" "	39
-	-	-	-	-	Nombre de wagons chargés	
-	-	-	903	5 292	Chargées sur wagons au Canada	
-	-	-	-	333	En provenance d'autres chemins de fer au Canada	
85	-	429	2 072	13 788	En provenance des Etats-Unis:	
-	-	-	-	-	" "	40
-	-	-	849	10 614	A destination du Canada	41
85	-	429	860	1 748	A destination des Etats-Unis	42
-	-	-	563	1 426	<b>Total du trafic marchandises transportées(1)</b>	43
					Déchargées du wagon au Canada	44
					Remises aux autres chemins de fer au Canada	45
					Remises au réseau des Etats-Unis	
					<b>512. Produits de base en verre:</b>	
-	-	-	-	723	wagon	46
-	-	-	-	33 673	tonnes métriques	47
-	-	-	8 606	11 377	" "	48
-	-	-	-	-	Nombre de wagons chargés	
-	-	-	6 772	36 306	Chargées sur wagons au Canada	
-	-	-	-	2 067	En provenance d'autres chemins de fer au Canada	
-	-	-	-	-	En provenance des Etats-Unis:	
-	-	-	15 378	83 423	" "	49
-	-	-	-	-	A destination du Canada	50
-	-	-	-	-	A destination des Etats-Unis	51
-	-	-	5 780	53 720	<b>Total du trafic marchandises transportées(1)</b>	52
-	-	-	9 598	18 061	Déchargées du wagon au Canada	53
-	-	-	-	11 643	Remises aux autres chemins de fer au Canada	54
					Remises au réseau des Etats-Unis	

Voir note(s) à la fin du tableau.

TABLE 2. Revenue Freight Carried by Railways Within Canada, 1983

No.	Commodity		Class I - Classe I		Class II - Classe II			
			Canadian National Canadien National	Canadian Pacific Canadien Pacifique	Algoma Central	British Columbia Railway	Canada Southern (Consolidated Rail)	Chesapeake and Ohio
<b>Fabricated materials, inedible (C.L.):</b>								
<b>514. Asbestos and asbestos-cement basic products:</b>								
1	Number of railway cars loaded	carloads	350	17	-	-	-	-
2	Loaded onto railway cars in Canada	metric tonnes	2 997	700	-	-	-	-
3	Received from other railways in Canada	" "	487	336	-	-	1 350	-
4	Received from United States rail:	" "	-	-	-	-	-	-
5	Destined to Canadian points	" "	-	-	-	-	-	-
6	Destined to United States points	" "	-	-	-	-	-	464
6	<b>Total freight traffic carried(1)</b>	" "	<b>3 484</b>	<b>1 036</b>	-	-	<b>1 350</b>	<b>464</b>
7	Unloaded from railway cars in Canada	" "	3 294	919	-	-	-	-
8	Delivered to other railways in Canada	" "	191	117	-	-	-	-
9	Delivered to United States rail connections	" "	-	-	-	-	1 350	464
<b>516. Portland cement, standard:</b>								
10	Number of railway cars loaded	carloads	8 549	7 495	-	428	-	-
11	Loaded onto railway cars in Canada	metric tonnes	738 953	672 065	-	35 123	-	-
12	Received from other railways in Canada	" "	1 974	16 619	-	28 706	18 484	-
13	Received from United States rail:	" "	-	-	-	-	-	-
14	Destined to Canadian points	" "	1 541	5 416	-	-	-	70
15	Destined to United States points	" "	-	-	-	-	-	-
15	<b>Total freight traffic carried(1)</b>	" "	<b>740 468</b>	<b>694 100</b>	-	<b>63 829</b>	<b>18 484</b>	<b>70</b>
16	Unloaded from railway cars in Canada	" "	346 572	399 663	-	63 830	-	-
17	Delivered to other railways in Canada	" "	66 667	58 284	-	-	-	-
18	Delivered to United States rail connections	" "	327 230	236 153	-	-	18 484	70
<b>518. Concrete pipe:</b>								
19	Number of railway cars loaded	carloads	51	3	-	3	-	-
20	Loaded onto railway cars in Canada	metric tonnes	1 926	83	-	60	-	-
21	Received from other railways in Canada	" "	403	572	-	-	-	-
22	Received from United States rail:	" "	-	-	-	-	-	-
23	Destined to Canadian points	" "	-	-	-	-	-	-
24	Destined to United States points	" "	-	-	-	-	-	-
24	<b>Total freight traffic carried(1)</b>	" "	<b>2 329</b>	<b>655</b>	-	<b>60</b>	-	-
25	Unloaded from railway cars in Canada	" "	1 917	572	-	60	-	-
26	Delivered to other railways in Canada	" "	412	83	-	-	-	-
27	Delivered to United States rail connections	" "	-	-	-	-	-	-
<b>520. Cement and concrete basic products, n.e.s.:</b>								
28	Number of railway cars loaded	carloads	51	2 862	-	31	-	-
29	Loaded onto railway cars in Canada	metric tonnes	2 227	238 964	-	668	-	-
30	Received from other railways in Canada	" "	183	171	-	-	-	-
31	Received from United States rail:	" "	-	-	-	-	-	-
32	Destined to Canadian points	" "	-	53	-	-	-	-
33	Destined to United States points	" "	-	-	-	-	-	-
33	<b>Total freight traffic carried(1)</b>	" "	<b>2 410</b>	<b>239 188</b>	-	<b>668</b>	-	-
34	Unloaded from railway cars in Canada	" "	2 174	239 166	-	668	-	-
35	Delivered to other railways in Canada	" "	55	23	-	-	-	-
36	Delivered to United States rail connections	" "	181	-	-	-	-	-
<b>522. Plaster:</b>								
37	Number of railway cars loaded	carloads	38	-	-	-	2	-
38	Loaded onto railway cars in Canada	metric tonnes	2 863	-	-	-	128	-
39	Received from other railways in Canada	" "	142	129	-	-	-	-
40	Received from United States rail:	" "	-	-	-	-	-	-
41	Destined to Canadian points	" "	6 281	1 174	-	-	-	-
42	Destined to United States points	" "	-	896	-	-	-	-
42	<b>Total freight traffic carried(1)</b>	" "	<b>9 286</b>	<b>2 199</b>	-	-	<b>128</b>	-
43	Unloaded from railway cars in Canada	" "	6 386	1 303	-	-	-	-
44	Delivered to other railways in Canada	" "	-	-	-	-	128	-
45	Delivered to United States rail connections	" "	2 900	896	-	-	-	-
<b>524. Gypsum wallboard and sheathing:</b>								
46	Number of railway cars loaded	carloads	1 456	1	-	11	27	-
47	Loaded onto railway cars in Canada	metric tonnes	89 954	11	-	257	1 881	-
48	Received from other railways in Canada	" "	1 686	2 028	63	104	-	-
49	Received from United States rail:	" "	-	-	-	-	-	-
50	Destined to Canadian points	" "	-	46	-	-	41	3 784
51	Destined to United States points	" "	-	-	-	-	-	-
51	<b>Total freight traffic carried(1)</b>	" "	<b>91 640</b>	<b>2 085</b>	<b>63</b>	<b>361</b>	<b>1 922</b>	<b>3 784</b>
52	Unloaded from railway cars in Canada	" "	72 299	2 085	-	361	41	3 784
53	Delivered to other railways in Canada	" "	481	-	83	-	1 672	-
54	Delivered to United States rail connections	" "	18 860	-	-	-	209	-

See footnote(s) at end of table.

TABLEAU 2. Marchandises payantes transportées par chemin de fer au Canada, 1983

Class II - Classe II				Grand total all Railways Total général tous chemins de fer	Type de marchandise	No
Toronto, Hamilton and Buffalo	Ontario Northland	Quebec North Shore and Labrador	All other Tous autres			
					<b>Demi-produits, non comestibles (charge complète):</b>	
					<b>514. Produits de base en amiante et en fibrociment:</b>	
	5	-	1	373	wagon	Nombre de wagons chargés
	256	-	40	3 993	tonnes métriques	Chargées sur wagons au Canada
	-	-	6 861	9 034	" "	En provenance d'autres chemins de fer au Canada
	-	-	-	-	" "	En provenance des Etats-Unis:
	-	-	30	30	" "	A destination du Canada
	-	-	-	464	" "	A destination des Etats-Unis
	<b>256</b>	-	<b>6 931</b>	<b>13 521</b>	" "	<b>Total du trafic marchandises transportées(1)</b>
	-	-	796	5 009	" "	Déchargées du wagon au Canada
	256	-	-	564	" "	Remises aux autres chemins de fer au Canada
	-	-	6 134	7 948	" "	Remises au réseau des Etats-Unis
					<b>516. Ciment portland ordinaire:</b>	
	9	21	904	17,406	wagon	Nombre de wagons chargés
	430	819	81 713	1 527 103	tonnes métriques	Chargées sur wagons au Canada
64	45 220	-	28 770	139 837	" "	En provenance d'autres chemins de fer au Canada
	-	-	-	-	" "	En provenance des Etats-Unis:
	-	-	55 185	62 142	" "	A destination du Canada
	-	-	-	70	" "	A destination des Etats-Unis
<b>64</b>	<b>45 650</b>	<b>819</b>	<b>165 668</b>	<b>1 729 152</b>	" "	<b>Total du trafic marchandises transportées(1)</b>
	-	-	54 296	910 884	" "	Déchargées du wagon au Canada
64	45 650	819	1 402	126 353	" "	Remises aux autres chemins de fer au Canada
	-	-	109 980	691 917	" "	Remises au réseau des Etats-Unis
					<b>518. Tuyau en béton:</b>	
	1	1	15	74	wagon	Nombre de wagons chargés
	15	6	584	2 674	tonnes métriques	Chargées sur wagons au Canada
	-	-	131	1 106	" "	En provenance d'autres chemins de fer au Canada
	-	-	-	-	" "	En provenance des Etats-Unis:
	-	-	-	-	" "	A destination du Canada
	-	-	-	-	" "	A destination des Etats-Unis
	<b>15</b>	<b>6</b>	<b>715</b>	<b>3 780</b>	" "	<b>Total du trafic marchandises transportées(1)</b>
	15	6	131	2 701	" "	Déchargées du wagon au Canada
	-	-	584	1 079	" "	Remises aux autres chemins de fer au Canada
	-	-	-	-	" "	Remises au réseau des Etats-Unis
					<b>520. Produits de base en ciment et en béton, n.d.a.:</b>	
4	2	1	-	2,951	wagon	Nombre de wagons chargés
129	112	10	-	242 110	tonnes métriques	Chargées sur wagons au Canada
	-	-	226	580	" "	En provenance d'autres chemins de fer au Canada
	-	-	-	-	" "	En provenance des Etats-Unis:
	-	-	227	280	" "	A destination du Canada
	-	-	-	-	" "	A destination des Etats-Unis
<b>129</b>	<b>112</b>	<b>10</b>	<b>453</b>	<b>242 970</b>	" "	<b>Total du trafic marchandises transportées(1)</b>
	70	10	231	242 319	" "	Déchargées du wagon au Canada
129	43	-	222	472	" "	Remises aux autres chemins de fer au Canada
	-	-	-	181	" "	Remises au réseau des Etats-Unis
					<b>522. Plâtre:</b>	
	-	-	-	40	wagon	Nombre de wagons chargés
	-	-	-	2 991	tonnes métriques	Chargées sur wagons au Canada
129	-	-	-	400	" "	En provenance d'autres chemins de fer au Canada
	-	-	-	-	" "	En provenance des Etats-Unis:
	-	-	-	7 455	" "	A destination du Canada
	-	-	-	896	" "	A destination des Etats-Unis
<b>129</b>	<b>-</b>	<b>-</b>	<b>-</b>	<b>11 742</b>	" "	<b>Total du trafic marchandises transportées(1)</b>
	-	-	-	7 689	" "	Déchargées du wagon au Canada
129	-	-	-	257	" "	Remises aux autres chemins de fer au Canada
	-	-	-	3 796	" "	Remises au réseau des Etats-Unis
					<b>524 Panneaux et revêtements de gypse:</b>	
	-	-	23	1,518	wagon	Nombre de wagons chargés
	-	-	1 462	93 585	tonnes métriques	Chargées sur wagons au Canada
1 833	182	-	-	5 896	" "	En provenance d'autres chemins de fer au Canada
	-	-	-	-	" "	En provenance des Etats-Unis:
	-	-	28	3 899	" "	A destination du Canada
	-	-	-	-	" "	A destination des Etats-Unis
<b>1 833</b>	<b>182</b>	<b>-</b>	<b>1 510</b>	<b>103 380</b>	" "	<b>Total du trafic marchandises transportées(1)</b>
	182	-	-	78 752	" "	Déchargées du wagon au Canada
1 833	-	-	1 510	5 559	" "	Remises aux autres chemins de fer au Canada
	-	-	-	19 069	" "	Remises au réseau des Etats-Unis

Voir note(s) à la fin du tableau.

TABLE 2. Revenue Freight Carried by Railways Within Canada, 1983

No.	Commodity		Class I - Classe I		Class II - Classe II			Chesapeake and Ohio
			Canadian National Canadien National	Canadian Pacific Canadien Pacifique	Algoma Central	British Columbia Railway	Canada Southern (Consolidated Rail)	
<b>Fabricated materials, inedible (C.L.):</b>								
<b>526. Gypsum basic products, n.e.s.:</b>								
1	Number of railway cars loaded	carloads	-	-	-	-	-	-
2	Loaded onto railway cars in Canada	metric tonnes	-	-	-	-	-	-
3	Received from other railways in Canada	" "	-	116	-	-	-	-
4	Received from United States rail:							
4	Destined to Canadian points	" "	4 578	855	-	-	96	-
5	Destined to United States points	" "	-	116	-	-	-	-
6	<b>Total freight traffic carried(1)</b>	" "	<b>4 578</b>	<b>1 087</b>	-	-	<b>96</b>	-
7	Unloaded from railway cars in Canada	" "	4 578	935	-	-	-	-
8	Delivered to other railways in Canada	" "	-	36	-	-	96	-
9	Delivered to United States rail connections	" "	-	116	-	-	-	-
<b>528. Lime, hydrated and quick:</b>								
10	Number of railway cars loaded	carloads	1 472	584	-	-	-	-
11	Loaded onto railway cars in Canada	metric tonnes	105 814	40 312	-	-	-	-
12	Received from other railways in Canada	" "	6 450	1 422	15	4 274	-	-
13	Received from United States rail:							
14	Destined to Canadian points	" "	3 249	5 084	-	-	-	-
15	Destined to United States points	" "	-	45	-	-	-	-
15	<b>Total freight traffic carried(1)</b>	" "	<b>115 513</b>	<b>46 863</b>	<b>15</b>	<b>4 274</b>	-	-
16	Unloaded from railway cars in Canada	" "	86 811	32 322	-	4 274	-	-
17	Delivered to other railways in Canada	" "	7 599	10 837	15	-	-	-
18	Delivered to United States rail connections	" "	21 102	3 703	-	-	-	-
<b>530. Non-metallic mineral basic products, n.e.s.:</b>								
19	Number of railway cars loaded	carloads	1 927	2 117	-	-	393	148
20	Loaded onto railway cars in Canada	metric tonnes	29 861	138 513	-	-	28 857	1 992
21	Received from other railways in Canada	" "	1 348	6 042	-	-	44 742	-
22	Received from United States rail:							
22	Destined to Canadian points	" "	13 298	1 190	-	-	93	-
23	Destined to United States points	" "	877	-	-	-	-	1 262
24	<b>Total freight traffic carried(1)</b>	" "	<b>45 384</b>	<b>145 745</b>	-	-	<b>73 692</b>	<b>3 254</b>
25	Unloaded from railway cars in Canada	" "	38 597	16 473	-	-	2 644	-
26	Delivered to other railways in Canada	" "	843	38 279	-	-	67	1 992
27	Delivered to United States rail connections	" "	5 944	90 993	-	-	70 980	1 262
<b>532. Bituminous pressed or molded fabricated materials:</b>								
28	Number of railway cars loaded	carloads	3	-	-	15	-	-
29	Loaded onto railway cars in Canada	metric tonnes	18	-	-	204	-	-
30	Received from other railways in Canada	" "	-	-	-	12	-	-
31	Received from United States rail:							
31	Destined to Canadian points	" "	-	-	-	-	-	-
32	Destined to United States points	" "	-	-	-	-	-	-
33	<b>Total freight traffic carried(1)</b>	" "	<b>18</b>	-	-	<b>216</b>	-	-
34	Unloaded from railway cars in Canada	" "	18	-	-	216	-	-
35	Delivered to other railways in Canada	" "	-	-	-	-	-	-
36	Delivered to United States rail connections	" "	-	-	-	-	-	-
<b>534. Miscellaneous fabricated materials:</b>								
37	Number of railway cars loaded	carloads	309	178	-	120	-	-
38	Loaded onto railway cars in Canada	metric tonnes	15 138	5 835	-	2 595	-	-
39	Received from other railways in Canada	" "	326	135	-	-	-	-
40	Received from United States rail:							
40	Destined to Canadian points	" "	370	24	-	-	195	-
41	Destined to United States points	" "	6 098	73	-	-	-	-
42	<b>Total freight traffic carried(1)</b>	" "	<b>21 932</b>	<b>6 167</b>	-	<b>2 595</b>	<b>195</b>	-
43	Unloaded from railway cars in Canada	" "	14 823	4 706	-	2 595	195	-
44	Delivered to other railways in Canada	" "	538	1 232	-	-	-	-
45	Delivered to United States rail connections	" "	6 571	229	-	-	-	-
<b>994. Total:</b>								
46	Number of railway cars loaded	carloads	456 342	285 941	9 577	87 994	2 241	20 249
47	Loaded onto railway cars in Canada	metric tonnes	29 696 951	20 044 275	566 134	4 903 835	116 485	1 386 282
48	Received from other railways in Canada	" "	3 689 743	2 697 324	340 158	186 486	858 317	173 807
49	Received from United States rail:							
49	Destined to Canadian points	" "	994 466	700 144	-	-	140 165	130 397
50	Destined to United States points	" "	726 114	776 778	-	-	-	353 918
51	<b>Total freight traffic carried(1)</b>	" "	<b>35 107 274</b>	<b>24 218 521</b>	<b>906 292</b>	<b>5 090 321</b>	<b>1 114 967</b>	<b>2 044 344</b>
52	Unloaded from railway cars in Canada	" "	19 688 061	12 354 300	122 480	2 163 562	188 125	272 784
53	Delivered to other railways in Canada	" "	2 014 098	2 489 331	783 812	2 862 244	69 790	606 494
54	Delivered to United States rail connections	" "	13 405 115	9 364 890	-	64 515	857 054	1 165 066

See footnote(s) at end of table.



TABLEAU 2. Marchandises payantes transportées par chemin de fer au Canada, 1983

Class II - Classe II				Grand total all Railways Total général tous chemins de fer	Type de marchandise	No
Toronto, Hamilton and Buffalo	Ontario Northland	Quebec North Shore and Labrador	All other Tous autres			
-	-	-	-	-	wagon	1
-	-	-	-	-	tonnes métriques	2
96	-	-	-	212	Chargées sur wagons au Canada	3
-	-	-	2 920	8 449	En provenance d'autres chemins de fer au Canada	4
-	-	-	-	116	En provenance des Etats-Unis:	5
-	-	-	-	-	A destination du Canada	6
96	-	-	2 920	8 777	A destination des Etats-Unis	7
73	-	-	2 146	7 732	<b>Total du trafic marchandises transportées(1)</b>	8
24	-	-	774	930	Déchargées du wagon au Canada	9
-	-	-	-	116	Remises aux autres chemins de fer au Canada	10
-	-	-	-	-	Remises au réseau des Etats-Unis	11
-	-	-	-	2,056	<b>528. Chaux hydratée et vive:</b>	12
-	-	-	-	146 126	wagon	13
777	8 886	-	-	21 824	tonnes métriques	14
-	-	-	377	8 710	Nombre de wagons chargés	15
-	-	-	1 430	1 475	Chargées sur wagons au Canada	16
777	8 886	-	1 807	178 135	En provenance d'autres chemins de fer au Canada	17
-	-	-	139	129 234	En provenance des Etats-Unis:	18
-	5 688	-	238	22 664	A destination du Canada	19
777	3 198	-	1 430	26 235	A destination des Etats-Unis	20
-	-	-	-	-	<b>Total du trafic marchandises transportées(1)</b>	21
-	-	-	-	-	Déchargées du wagon au Canada	22
-	-	-	-	-	Remises aux autres chemins de fer au Canada	23
-	-	-	-	-	Remises au réseau des Etats-Unis	24
47	4	-	555	5,191	<b>530. Produits minéraux non métalliques de base, n.d.a.:</b>	25
2 922	40	-	45 555	247 740	wagon	26
35 226	298	-	1 324	88 980	tonnes métriques	27
-	-	-	3 268	17 849	Nombre de wagons chargés	28
-	-	-	-	2 139	Chargées sur wagons au Canada	29
38 148	338	-	50 147	356 708	En provenance d'autres chemins de fer au Canada	30
-	-	-	-	-	En provenance des Etats-Unis:	31
-	-	-	-	-	A destination du Canada	32
-	-	-	-	-	A destination des Etats-Unis	33
-	-	-	-	-	<b>Total du trafic marchandises transportées(1)</b>	34
-	325	-	1 753	59 792	Déchargées du wagon au Canada	35
38 148	14	-	3 771	83 114	Remises aux autres chemins de fer au Canada	36
-	-	-	44 623	213 802	Remises au réseau des Etats-Unis	37
-	-	-	-	-	<b>532. Demi-produits bitumineux pressés ou moulés:</b>	38
-	-	-	-	18	wagon	39
-	-	-	-	222	tonnes métriques	40
-	-	-	-	12	Nombre de wagons chargés	41
-	-	-	-	-	Chargées sur wagons au Canada	42
-	-	-	-	-	En provenance d'autres chemins de fer au Canada	43
-	-	-	-	-	En provenance des Etats-Unis:	44
-	-	-	-	-	A destination du Canada	45
-	-	-	-	-	A destination des Etats-Unis	46
-	-	-	-	234	<b>Total du trafic marchandises transportées(1)</b>	47
-	-	-	-	234	Déchargées du wagon au Canada	48
-	-	-	-	-	Remises aux autres chemins de fer au Canada	49
-	-	-	-	-	Remises au réseau des Etats-Unis	50
-	1	-	-	608	<b>534. Demi-produits divers:</b>	51
-	14	-	-	23 682	wagon	52
-	-	-	2 332	2 793	tonnes métriques	53
-	-	-	89	678	Nombre de wagons chargés	54
-	-	-	-	6 171	Chargées sur wagons au Canada	55
-	-	-	-	-	En provenance d'autres chemins de fer au Canada	56
-	-	-	-	-	En provenance des Etats-Unis:	57
-	-	-	-	-	A destination du Canada	58
-	14	-	2 421	33 324	A destination des Etats-Unis	59
-	-	-	-	-	<b>Total du trafic marchandises transportées(1)</b>	60
-	-	-	-	-	Déchargées du wagon au Canada	61
-	-	-	772	23 105	Remises aux autres chemins de fer au Canada	62
-	-	-	1 634	3 404	Remises au réseau des Etats-Unis	63
-	-	-	15	6 815	<b>994. Total:</b>	64
2 525	9 588	3 833	42 270	920 560	wagon	65
163 809	651 760	264 283	2 349 667	60 143 421	tonnes métriques	66
973 258	709 283	23 532	2 291 240	11 943 145	Nombre de wagons chargés	67
-	-	-	647 874	2 613 046	Chargées sur wagons au Canada	68
-	-	-	306 038	2 162 848	En provenance d'autres chemins de fer au Canada	69
1 137 064	1 361 043	287 815	5 594 819	76 862 460	En provenance des Etats-Unis:	70
-	-	-	-	-	A destination du Canada	71
-	-	-	-	-	A destination des Etats-Unis	72
-	-	-	-	-	<b>Total du trafic marchandises transportées(1)</b>	73
473 127	329 239	254 683	1 502 854	37 349 215	Déchargées du wagon au Canada	74
663 938	1 031 805	33 132	1 051 878	11 616 522	Remises aux autres chemins de fer au Canada	75
-	-	-	3 040 087	27 896 727	Remises au réseau des Etats-Unis	76

Voir note(s) à la fin du tableau.

TABLE 2. Revenue Freight Carried by Railways Within Canada, 1983

No.	Commodity		Class I - Classe I		Class II - Classe II			
			Canadian National Canadien National	Canadian Pacific Canadien Pacificque	Algoma Central	British Columbia Railway	Canada Southern (Consolidated Rail)	Chesapeake and Ohio
<b>Section V: End-products, inedible (C.L.):</b>								
<b>536. Power boilers:</b>								
1	Number of railway cars loaded	carloads	393	76	-	-	-	-
2	Loaded onto railway cars in Canada	metric tonnes	12 205	3 158	-	-	-	-
3	Received from other railways in Canada	" "	40	660	-	-	142	-
4	Received from United States rail:							
5	Destined to Canadian points	" "	141	1 070	-	-	93	-
6	Destined to United States points	" "	-	-	-	-	-	64
7	<b>Total freight traffic carried(1)</b>	" "	<b>12 386</b>	<b>4 888</b>	-	-	<b>235</b>	<b>64</b>
8	Unloaded from railway cars in Canada	" "	9 365	4 002	-	-	183	-
9	Delivered to other railways in Canada	" "	674	852	-	-	-	-
10	Delivered to United States rail connections	" "	2 347	34	-	-	53	64
<b>538. Engines and turbines, general purpose:</b>								
11	Number of railway cars loaded	carloads	45	9	-	-	-	-
12	Loaded onto railway cars in Canada	metric tonnes	3 028	549	-	-	-	-
13	Received from other railways in Canada	" "	43	1 125	-	-	11	-
14	Received from United States rail:							
15	Destined to Canadian points	" "	281	60	-	-	210	-
16	Destined to United States points	" "	2	-	-	-	-	-
17	<b>Total freight traffic carried(1)</b>	" "	<b>3 354</b>	<b>1 734</b>	-	-	<b>221</b>	-
18	Unloaded from railway cars in Canada	" "	3 096	1 511	-	-	34	-
19	Delivered to other railways in Canada	" "	256	43	-	-	177	-
20	Delivered to United States rail connections	" "	2	180	-	-	11	-
<b>539. Electric generators and motors:</b>								
21	Number of railway cars loaded	carloads	45	26	-	-	-	-
22	Loaded onto railway cars in Canada	metric tonnes	2 411	1 291	-	-	-	-
23	Received from other railways in Canada	" "	118	220	-	-	337	-
24	Received from United States rail:							
25	Destined to Canadian points	" "	-	73	-	-	-	-
26	Destined to United States points	" "	24	40	-	-	-	-
27	<b>Total freight traffic carried(1)</b>	" "	<b>2 553</b>	<b>1 624</b>	-	-	<b>337</b>	-
28	Unloaded from railway cars in Canada	" "	2 213	708	-	-	-	-
29	Delivered to other railways in Canada	" "	104	719	-	-	-	-
30	Delivered to United States rail connections	" "	236	197	-	-	337	-
<b>540. General purpose industrial machinery, n.e.s.:</b>								
31	Number of railway cars loaded	carloads	827	311	-	-	5	8
32	Loaded onto railway cars in Canada	metric tonnes	29 746	8 742	-	-	65	244
33	Received from other railways in Canada	" "	1 394	1 496	83	-	47	693
34	Received from United States rail:							
35	Destined to Canadian points	" "	2 271	697	-	-	123	139
36	Destined to United States points	" "	141	45	-	-	-	-
37	<b>Total freight traffic carried(1)</b>	" "	<b>33 552</b>	<b>10 980</b>	<b>83</b>	-	<b>235</b>	<b>1 076</b>
38	Unloaded from railway cars in Canada	" "	29 712	8 682	83	-	94	802
39	Delivered to other railways in Canada	" "	2 493	1 756	-	-	76	274
40	Delivered to United States rail connections	" "	1 346	542	-	-	65	-
<b>542. Conveying, elevating and materials handling equipment:</b>								
41	Number of railway cars loaded	carloads	143	136	1	3	-	-
42	Loaded onto railway cars in Canada	metric tonnes	4 519	3 086	54	66	-	-
43	Received from other railways in Canada	" "	770	322	-	-	14	-
44	Received from United States rail:							
45	Destined to Canadian points	" "	4 597	1 526	-	-	-	484
46	Destined to United States points	" "	441	57	-	-	-	-
47	<b>Total freight traffic carried(1)</b>	" "	<b>10 327</b>	<b>4 991</b>	<b>54</b>	<b>66</b>	<b>14</b>	<b>484</b>
48	Unloaded from railway cars in Canada	" "	8 761	3 874	-	66	14	38
49	Delivered to other railways in Canada	" "	517	69	54	-	-	446
50	Delivered to United States rail connections	" "	1 049	1 049	-	-	-	-
<b>544. Construction and maintenance machinery and equipment:</b>								
51	Number of railway cars loaded	carloads	738	105	2	243	-	-
52	Loaded onto railway cars in Canada	metric tonnes	21 654	4 966	20	7 825	-	-
53	Received from other railways in Canada	" "	523	420	164	1 618	-	-
54	Received from United States rail:							
55	Destined to Canadian points	" "	131	756	-	-	-	-
56	Destined to United States points	" "	35	31	-	-	-	-
57	<b>Total freight traffic carried(1)</b>	" "	<b>22 343</b>	<b>6 173</b>	<b>184</b>	<b>9 443</b>	-	-
58	Unloaded from railway cars in Canada	" "	20 388	3 915	180	8 411	-	-
59	Delivered to other railways in Canada	" "	1 053	755	5	1 032	-	-
60	Delivered to United States rail connections	" "	903	1 503	-	-	-	-

See footnote(s) at end of table.

TABLEAU 2. Marchandises payantes transportées par chemin de fer au Canada, 1983

Class II - Classe II				Grand total all Railways	Type de marchandise	No
Toronto, Hamilton and Buffalo	Ontario Northland	Quebec North Shore and Labrador	All other Tous autres	Total général tous chemins de fer		
					<b>Section V: Produits finals, non comestibles (charge complète): 536. Chaudières mécaniques:</b>	
-	-	-	-	469	wagon	1
-	-	-	-	15 363	tonnes métriques	2
-	-	-	1 180	2 022	" "	3
-	-	-	-	1 304	" "	4
-	-	-	338	402	" "	5
-	-	-	1 518	19 091	" "	6
-	-	-	836	14 386	" "	7
-	-	-	299	1 825	" "	8
-	-	-	383	2 881	" "	9
					<b>538. Moteurs et turbines d'usage général:</b>	
-	-	-	-	54	wagon	10
-	-	-	-	3 577	tonnes métriques	11
188	14	-	-	1 381	" "	12
-	-	-	712	1 263	" "	13
-	-	-	-	2	" "	14
188	14	-	712	6 223	" "	15
-	14	-	-	4 655	" "	16
188	-	-	712	1 376	" "	17
-	-	-	-	193	" "	18
					<b>539. Génératrices et moteurs électriques:</b>	
-	-	68	-	139	wagon	19
-	-	653	-	4 355	tonnes métriques	20
337	-	-	620	1 632	" "	21
-	-	-	169	242	" "	22
-	-	-	-	64	" "	23
337	-	653	789	6 293	" "	24
-	-	653	254	3 828	" "	25
337	-	-	169	1 329	" "	26
-	-	-	366	1 136	" "	27
					<b>540. Machines industrielles d'usage général, n.d.e.:</b>	
1	-	430	2	1 584	wagon	28
11	-	9 175	130	48 113	tonnes métriques	29
103	117	149	395	4 477	" "	30
-	-	-	222	3 452	" "	31
-	-	-	45	231	" "	32
114	117	9 324	792	56 273	" "	33
-	63	9 116	421	48 973	" "	34
113	54	208	269	5 243	" "	35
-	-	-	104	2 057	" "	36
					<b>542. Convoyeurs et appareils de levage et de manutention:</b>	
-	6	-	5	294	wagon	37
-	59	-	51	7 835	tonnes métriques	38
72	14	-	244	1 436	" "	39
-	-	-	295	6 902	" "	40
-	-	-	-	498	" "	41
72	73	-	590	16 671	" "	42
-	73	-	384	13 210	" "	43
72	-	-	114	1 272	" "	44
-	-	-	92	2 190	" "	45
					<b>544. Machines et matériel de construction et d'entretien:</b>	
-	84	-	2	1 174	wagon	46
-	797	-	71	35 333	tonnes métriques	47
-	132	-	776	3 633	" "	48
-	-	-	804	1 691	" "	49
-	-	-	-	66	" "	50
-	929	-	1 651	40 723	" "	51
-	919	-	1 026	34 839	" "	52
-	11	-	87	2 943	" "	53
-	-	-	538	2 944	" "	54

Voir note(s) à la fin du tableau.

TABLE 2. Revenue Freight Carried by Railways Within Canada, 1983

Commodity		Class I - Classe I		Class II - Classe II			
		Canadian National Canadien National	Canadian Pacific Canadien Pacifique	Algoma Central	British Columbia Railway	Canada Southern (Consolidated Rail)	Chesapeake and Ohio
<b>End-products, inedible (C.L.):</b>							
<b>546. Special industry machinery, n.e.s.:</b>							
1	Number of railway cars loaded	carloads	321	132	1	-	-
2	Loaded onto railway cars in Canada	metric tonnes	9 603	4 634	11	-	-
3	Received from other railways in Canada	" "	1 658	614	663	-	11
	Received from United States rail:						
4	Destined to Canadian points	" "	3 796	4 965	-	-	193
5	Destined to United States points	" "	263	15	-	-	-
6	<b>Total freight traffic carried(1)</b>	" "	<b>15 320</b>	<b>10 228</b>	<b>674</b>	<b>-</b>	<b>204</b>
7	Unloaded from railway cars in Canada	" "	11 742	7 913	663	-	73
8	Delivered to other railways in Canada	" "	1 246	1 349	11	-	121
9	Delivered to United States rail connections	" "	2 332	966	-	-	11
							385
							385
<b>548. Agricultural machinery and equipment:</b>							
10	Number of railway cars loaded	carloads	1,030	591	-	4	1
11	Loaded onto railway cars in Canada	metric tonnes	19 152	9 680	-	77	12
12	Received from other railways in Canada	" "	2 713	5 180	-	344	-
	Received from United States rail:						
13	Destined to Canadian points	" "	5 906	11 235	-	-	-
14	Destined to United States points	" "	66	62	-	-	-
15	<b>Total freight traffic carried(1)</b>	" "	<b>27 837</b>	<b>26 157</b>	<b>-</b>	<b>421</b>	<b>12</b>
16	Unloaded from railway cars in Canada	" "	22 976	20 952	-	421	-
17	Delivered to other railways in Canada	" "	295	277	-	-	-
18	Delivered to United States rail connections	" "	4 567	4 928	-	-	12
							-
							-
<b>550. Tractors:</b>							
19	Number of railway cars loaded	carloads	93	75	-	-	9
20	Loaded onto railway cars in Canada	metric tonnes	2 582	2 021	-	-	168
21	Received from other railways in Canada	" "	98	187	-	-	-
	Received from United States rail:						
22	Destined to Canadian points	" "	6 427	15 783	-	-	-
23	Destined to United States points	" "	48	-	-	-	-
24	<b>Total freight traffic carried(1)</b>	" "	<b>9 155</b>	<b>17 991</b>	<b>-</b>	<b>-</b>	<b>168</b>
25	Unloaded from railway cars in Canada	" "	8 927	17 969	-	-	-
26	Delivered to other railways in Canada	" "	44	-	-	-	168
27	Delivered to United States rail connections	" "	185	23	-	-	-
							-
							-
<b>552. Railway rolling stock:</b>							
28	Number of railway cars loaded	carloads	5,772	906	100	141	1
29	Loaded onto railway cars in Canada	metric tonnes	128 736	15 767	2 500	3 542	45
30	Received from other railways in Canada	" "	8 283	18 246	23	3 671	62
	Received from United States rail:						
31	Destined to Canadian points	" "	14 138	7 414	-	-	5 224
32	Destined to United States points	" "	2 082	51	-	-	-
33	<b>Total freight traffic carried(1)</b>	" "	<b>153 239</b>	<b>41 478</b>	<b>2 523</b>	<b>7 213</b>	<b>5 331</b>
34	Unloaded from railway cars in Canada	" "	116 599	36 528	36	7 213	3 243
35	Delivered to other railways in Canada	" "	24 781	2 919	2 487	-	1 999
36	Delivered to United States rail connections	" "	11 860	2 030	-	-	89
							975
							45
							321
<b>554. Passenger automobiles and chassis:</b>							
37	Number of railway cars loaded	carloads	21,492	17,808	-	2	-
38	Loaded onto railway cars in Canada	metric tonnes	384 538	429 188	-	36	-
39	Received from other railways in Canada	" "	75 420	62 683	-	-	21
	Received from United States rail:						
40	Destined to Canadian points	" "	37 943	26 685	-	-	-
41	Destined to United States points	" "	-	-	-	-	-
42	<b>Total freight traffic carried(1)</b>	" "	<b>497 901</b>	<b>518 556</b>	<b>-</b>	<b>36</b>	<b>21</b>
43	Unloaded from railway cars in Canada	" "	302 523	313 860	-	36	-
44	Delivered to other railways in Canada	" "	21 028	43 749	-	-	-
45	Delivered to United States rail connections	" "	174 350	180 947	-	-	21
							28 428
							29 290
							28 289
<b>556. Motor vehicle engines, accessories parts and assemblies:</b>							
46	Number of railway cars loaded	carloads	12,774	7,825	-	2	288
47	Loaded onto railway cars in Canada	metric tonnes	292 286	137 940	-	36	4 284
48	Received from other railways in Canada	" "	222	81 048	-	-	13 142
	Received from United States rail:						
49	Destined to Canadian points	" "	489 553	475 411	-	-	157 152
50	Destined to United States points	" "	46 872	3 214	-	-	-
51	<b>Total freight traffic carried(1)</b>	" "	<b>828 933</b>	<b>697 613</b>	<b>-</b>	<b>36</b>	<b>174 578</b>
52	Unloaded from railway cars in Canada	" "	527 935	627 714	-	36	1 924
53	Delivered to other railways in Canada	" "	19 158	11 481	-	-	155 227
54	Delivered to United States rail connections	" "	281 841	58 418	-	-	17 426
							1 657
							1 989
							70 491

See footnote(s) at end of table.

TABLEAU 2. Marchandises payantes transportées par chemin de fer au Canada, 1983

Class II - Classe II				Grand total all Railways	Type de marchandise	No	
Toronto, Hamilton and Buffalo	Ontario Northland	Quebec North Shore and Labrador	All other Tous autres	Total général tous chemins de fer			
<b>Produits finals, non comestibles (charge complète):</b>							
<b>546. Machines industrielles spéciales, n.d.a.:</b>							
3	2	-	2	461	wagon	Nombre de wagons chargés	1
231	44	-	65	14 588	tonnes métriques	Chargées sur wagons au Canada	2
326	16	-	375	3 663	" "	En provenance d'autres chemins de fer au Canada	3
-	-	-	4 036	12 990	" "	En provenance des Etats-Unis:	
-	-	-	-	663	" "	A destination du Canada	4
-	-	-	-	-	" "	A destination des Etats-Unis	5
<b>557</b>	<b>60</b>	-	<b>4 476</b>	<b>31 904</b>	" "	<b>Total du trafic marchandises transportées(1)</b>	<b>6</b>
54	14	-	3 712	24 171	" "	Déchargées du wagon au Canada	7
503	47	-	508	3 785	" "	Remises aux autres chemins de fer au Canada	8
-	-	-	256	3 950	" "	Remises au réseau des Etats-Unis	9
<b>548. Machines et matériel agricoles:</b>							
393	-	-	-	2 019	wagon	Nombre de wagons chargés	10
7 043	-	-	-	35 964	tonnes métriques	Chargées sur wagons au Canada	11
170	11	-	178	8 596	" "	En provenance d'autres chemins de fer au Canada	12
-	-	-	2 724	19 865	" "	En provenance des Etats-Unis:	
-	-	-	-	128	" "	A destination du Canada	13
-	-	-	-	-	" "	A destination des Etats-Unis	14
<b>7 213</b>	<b>11</b>	-	<b>2 902</b>	<b>64 553</b>	" "	<b>Total du trafic marchandises transportées(1)</b>	<b>15</b>
170	11	-	144	44 674	" "	Déchargées du wagon au Canada	16
7 043	-	-	2 709	10 324	" "	Remises aux autres chemins de fer au Canada	17
-	-	-	48	9 555	" "	Remises au réseau des Etats-Unis	18
<b>550. Tracteurs:</b>							
4	-	-	-	181	wagon	Nombre de wagons chargés	19
38	-	-	-	4 869	tonnes métriques	Chargées sur wagons au Canada	20
177	80	-	18	560	" "	En provenance d'autres chemins de fer au Canada	21
-	-	-	500	22 710	" "	En provenance des Etats-Unis:	
-	-	-	-	48	" "	A destination du Canada	22
-	-	-	-	-	" "	A destination des Etats-Unis	23
<b>275</b>	<b>80</b>	-	<b>518</b>	<b>28 187</b>	" "	<b>Total du trafic marchandises transportées(1)</b>	<b>24</b>
-	80	-	516	27 494	" "	Déchargées du wagon au Canada	25
275	-	-	-	487	" "	Remises aux autres chemins de fer au Canada	26
-	-	-	-	208	" "	Remises au réseau des Etats-Unis	27
<b>552. Matériel ferroviaire roulant:</b>							
7	15	6	69	7 024	wagon	Nombre de wagons chargés	28
406	855	112	1 287	153 409	tonnes métriques	Chargées sur wagons au Canada	29
767	478	-	339	31 946	" "	En provenance d'autres chemins de fer au Canada	30
-	-	-	9 775	37 540	" "	En provenance des Etats-Unis:	
-	-	-	479	2 729	" "	A destination du Canada	31
-	-	-	-	-	" "	A destination des Etats-Unis	32
<b>1 173</b>	<b>1 333</b>	<b>112</b>	<b>11 880</b>	<b>225 624</b>	" "	<b>Total du trafic marchandises transportées(1)</b>	<b>33</b>
576	1 268	112	5 901	172 451	" "	Déchargées du wagon au Canada	34
598	65	-	4 745	37 639	" "	Remises aux autres chemins de fer au Canada	35
-	-	-	1 235	15 535	" "	Remises au réseau des Etats-Unis	36
<b>554. Voitures particulières et châssis:</b>							
-	101	-	9 654	49 057	wagon	Nombre de wagons chargés	37
-	334	-	154 883	968 979	tonnes métriques	Chargées sur wagons au Canada	38
-	21	-	47 307	186 314	" "	En provenance d'autres chemins de fer au Canada	39
-	-	-	87 639	152 267	" "	En provenance des Etats-Unis:	
-	-	-	9 735	38 163	" "	A destination du Canada	40
-	-	-	-	-	" "	A destination des Etats-Unis	41
-	<b>355</b>	-	<b>299 564</b>	<b>1 345 723</b>	" "	<b>Total du trafic marchandises transportées(1)</b>	<b>42</b>
-	334	-	99 432	716 185	" "	Déchargées du wagon au Canada	43
-	21	-	122 906	187 704	" "	Remises aux autres chemins de fer au Canada	44
-	-	-	77 227	441 834	" "	Remises au réseau des Etats-Unis	45
<b>556. Moteurs, accessoires, pièces et assemblages de véhicules automobiles:</b>							
-	-	-	3 701	25 553	wagon	Nombre de wagons chargés	48
-	-	-	133 337	567 976	tonnes métriques	Chargées sur wagons au Canada	47
63 073	-	-	1 393	159 226	" "	En provenance d'autres chemins de fer au Canada	48
-	-	-	112 118	1 236 872	" "	En provenance des Etats-Unis:	
-	-	-	141	101 284	" "	A destination du Canada	49
<b>63 073</b>	-	-	<b>246 989</b>	<b>2 085 358</b>	" "	<b>Total du trafic marchandises transportées(1)</b>	<b>51</b>
-	-	-	109 888	1 269 154	" "	Déchargées du wagon au Canada	52
63 073	-	-	8 527	259 455	" "	Remises aux autres chemins de fer au Canada	53
-	-	-	128 574	556 750	" "	Remises au réseau des Etats-Unis	54

Voir note(s) à la fin du tableau.

TABLE 2. Revenue Freight Carried by Railways Within Canada, 1983

Commodity		Class I - Classe I		Class II - Classe II				
		Canadian National	Canadian Pacific	Algoma Central	British Columbia Railway	Canada Southern (Consolidated Rail)	Chesapeake and Ohio	
No.		Canadian National	Canadian Pacific					
<b>End-products, inedible (C.L.):</b>								
<b>558. Road motor vehicles, n.e.s.:</b>								
1	Number of railway cars loaded	carloads	23 274	7 222	-	16	8	-
2	Loaded onto railway cars in Canada	metric tonnes	484 596	110 597	-	308	84	-
3	Received from other railways in Canada	" "	3 675	6 677	27	-	14	-
	Received from United States rail:							
4	Destined to Canadian points	" "	10 789	19 656	-	-	345	-
5	Destined to United States points	" "	2 736	-	-	-	-	2 710
6	<b>Total freight traffic carried(1)</b>	" "	<b>501 796</b>	<b>136 930</b>	<b>27</b>	<b>308</b>	<b>443</b>	<b>2 710</b>
7	Unloaded from railway cars in Canada	" "	242 666	66 647	27	308	345	-
8	Delivered to other railways in Canada	" "	47 955	11 098	-	-	27	-
9	Delivered to United States rail connections	" "	211 175	59 185	-	-	71	2 710
<b>560. Ships and boats, aircraft and miscellaneous vehicles, n.e.s. (including parts and accessories):</b>								
10	Number of railway cars loaded	carloads	1 132	84	-	2	45	3
11	Loaded onto railway cars in Canada	metric tonnes	13 572	932	-	139	527	39
12	Received from other railways in Canada	" "	251	129	-	-	-	-
	Received from United States rail:							
13	Destined to Canadian points	" "	482	44	-	-	45	-
14	Destined to United States points	" "	-	-	-	-	-	-
15	<b>Total freight traffic carried(1)</b>	" "	<b>14 305</b>	<b>1 105</b>	<b>-</b>	<b>139</b>	<b>572</b>	<b>39</b>
16	Unloaded from railway cars in Canada	" "	10 481	728	-	-	45	-
17	Delivered to other railways in Canada	" "	1 561	153	-	139	-	39
18	Delivered to United States rail connections	" "	2 263	224	-	-	527	-
<b>562. Rubber tires and tubes:</b>								
19	Number of railway cars loaded	carloads	2 342	1 083	-	31	-	-
20	Loaded onto railway cars in Canada	metric tonnes	44 342	19 994	-	408	-	-
21	Received from other railways in Canada	" "	885	3 359	-	-	-	-
	Received from United States rail:							
22	Destined to Canadian points	" "	2 524	316	-	-	295	-
23	Destined to United States points	" "	132	98	-	-	-	31
24	<b>Total freight traffic carried(1)</b>	" "	<b>47 883</b>	<b>23 767</b>	<b>-</b>	<b>408</b>	<b>295</b>	<b>51</b>
25	Unloaded from railway cars in Canada	" "	39 196	18 099	-	408	26	-
26	Delivered to other railways in Canada	" "	50	5 253	-	-	269	-
27	Delivered to United States rail connections	" "	8 638	415	-	-	-	51
<b>564. Communication and related equipment:</b>								
28	Number of railway cars loaded	carloads	228	65	-	-	30	-
29	Loaded onto railway cars in Canada	metric tonnes	2 575	719	-	-	239	-
30	Received from other railways in Canada	" "	-	37	-	-	-	-
	Received from United States rail:							
31	Destined to Canadian points	" "	23	39	-	-	34	-
32	Destined to United States points	" "	-	-	-	-	-	-
33	<b>Total freight traffic carried(1)</b>	" "	<b>2 598</b>	<b>795</b>	<b>-</b>	<b>-</b>	<b>273</b>	<b>-</b>
34	Unloaded from railway cars in Canada	" "	2 551	796	-	-	34	-
35	Delivered to other railways in Canada	" "	-	-	-	-	-	-
36	Delivered to United States rail connections	" "	47	-	-	-	239	-
<b>566. Heating equipment:</b>								
37	Number of railway cars loaded	carloads	684	275	-	-	30	-
38	Loaded onto railway cars in Canada	metric tonnes	7 530	3 580	-	-	472	-
39	Received from other railways in Canada	" "	294	364	-	17	-	-
	Received from United States rail:							
40	Destined to Canadian points	" "	400	48	-	-	-	-
41	Destined to United States points	" "	178	-	-	-	-	-
42	<b>Total freight traffic carried(1)</b>	" "	<b>8 402</b>	<b>3 992</b>	<b>-</b>	<b>17</b>	<b>472</b>	<b>-</b>
43	Unloaded from railway cars in Canada	" "	7 597	3 250	-	17	-	-
44	Delivered to other railways in Canada	" "	434	741	-	-	472	-
45	Delivered to United States rail connections	" "	371	-	-	-	-	-
<b>568. Air-conditioning and refrigeration equipment:</b>								
46	Number of railway cars loaded	carloads	942	2 161	-	-	13	-
47	Loaded onto railway cars in Canada	metric tonnes	9 285	20 990	-	-	83	-
48	Received from other railways in Canada	" "	40	4 050	-	-	-	-
	Received from United States rail:							
49	Destined to Canadian points	" "	280	31	-	-	58	36
50	Destined to United States points	" "	109	19	-	-	-	-
51	<b>Total freight traffic carried(1)</b>	" "	<b>9 714</b>	<b>25 090</b>	<b>-</b>	<b>-</b>	<b>141</b>	<b>36</b>
52	Unloaded from railway cars in Canada	" "	8 166	23 482	-	-	58	36
53	Delivered to other railways in Canada	" "	1 331	1 575	-	-	-	-
54	Delivered to United States rail connections	" "	218	33	-	-	83	-

See footnote(s) at end of table.

TABLEAU 2. Marchandises payantes transportées par chemin de fer au Canada, 1983

Class II - Classe II				Grand total all Railways Total général tous chemins de fer	Type de marchandise	No	
Toronto, Hamilton and Buffalo	Ontario Northland	Quebec North Shore and Labrador	All other Tous autres				
<b>Produits finals, non comestibles (charge complète):</b>							
<b>558. Véhicules automobiles routiers, n.d.a.:</b>							
-	151	470	1,279	32,420	wagon	Nombre de wagons chargés	1
-	639	2 790	8 993	608 007	tonnes métriques	Chargées sur wagons au Canada	2
27	75	5	52 786	63 286	" "	En provenance d'autres chemins de fer au Canada	3
-	-	-	11 312	42 102	" "	En provenance des Etats-Unis:	
-	-	-	8 251	13 697	" "	A destination du Canada	4
-	-	-	-	-	" "	A destination des Etats-Unis	5
27	714	2 795	81 342	727 092	" "	<b>Total du trafic marchandises transportées(1)</b>	6
-	714	2 758	42 859	356 324	" "	Déchargées du wagon au Canada	7
27	-	37	8 823	67 967	" "	Remises aux autres chemins de fer au Canada	8
-	-	-	29 660	302 801	" "	Remises au réseau des Etats-Unis	9
<b>560. Navires et bateaux, aéronefs et véhicules divers, n.d.a. (y compris les pièces et accessoires):</b>							
1	2	-	8	1,255	wagon	Nombre de wagons chargés	10
76	8	-	318	15 611	tonnes métriques	Chargées sur wagons au Canada	11
-	31	-	217	628	" "	En provenance d'autres chemins de fer au Canada	12
-	-	-	-	-	" "	En provenance des Etats-Unis:	
-	-	-	38	609	" "	A destination du Canada	13
-	-	-	-	-	" "	A destination des Etats-Unis	14
76	39	-	573	16 848	" "	<b>Total du trafic marchandises transportées(1)</b>	15
76	39	-	53	11 422	" "	Déchargées du wagon au Canada	16
-	-	-	255	2 147	" "	Remises aux autres chemins de fer au Canada	17
-	-	-	265	3 279	" "	Remises au réseau des Etats-Unis	18
<b>562. Pneus et chambres à air en caoutchouc:</b>							
-	-	20	168	3,644	wagon	Nombre de wagons chargés	19
281	-	358	3 006	68 108	tonnes métriques	Chargées sur wagons au Canada	20
-	-	-	6 525	11 050	" "	En provenance d'autres chemins de fer au Canada	21
-	-	-	-	-	" "	En provenance des Etats-Unis:	
-	-	-	1 472	4 607	" "	A destination du Canada	22
-	-	-	-	281	" "	A destination des Etats-Unis	23
281	-	358	11 003	84 046	" "	<b>Total du trafic marchandises transportées(1)</b>	24
-	-	358	1 771	59 858	" "	Déchargées du wagon au Canada	25
281	-	-	8 302	14 155	" "	Remises aux autres chemins de fer au Canada	26
-	-	-	930	10 034	" "	Remises au réseau des Etats-Unis	27
<b>564. Matériel de communications et matériel connexe:</b>							
-	1	-	5	329	wagon	Nombre de wagons chargés	26
-	5	-	56	3 594	tonnes métriques	Chargées sur wagons au Canada	29
-	-	-	94	131	" "	En provenance d'autres chemins de fer au Canada	30
-	-	-	-	-	" "	En provenance des Etats-Unis:	
-	-	-	1 390	1 486	" "	A destination du Canada	31
-	-	-	-	-	" "	A destination des Etats-Unis	32
-	5	-	1 540	5 211	" "	<b>Total du trafic marchandises transportées(1)</b>	33
-	5	-	965	4 351	" "	Déchargées du wagon au Canada	34
-	-	-	519	519	" "	Remises aux autres chemins de fer au Canada	35
-	-	-	58	342	" "	Remises au réseau des Etats-Unis	36
<b>566. Matériel de chauffage:</b>							
-	-	-	1	990	wagon	Nombre de wagons chargés	37
-	-	-	11	11 593	tonnes métriques	Chargées sur wagons au Canada	38
-	-	-	975	1 650	" "	En provenance d'autres chemins de fer au Canada	39
-	-	-	-	-	" "	En provenance des Etats-Unis:	
-	-	-	73	521	" "	A destination du Canada	40
-	-	-	13	191	" "	A destination des Etats-Unis	41
-	-	-	1 072	13 955	" "	<b>Total du trafic marchandises transportées(1)</b>	42
-	-	-	638	11 502	" "	Déchargées du wagon au Canada	43
-	-	-	410	2 057	" "	Remises aux autres chemins de fer au Canada	44
-	-	-	24	395	" "	Remises au réseau des Etats-Unis	45
<b>568. Matériel de climatisation et de réfrigération:</b>							
-	-	-	2	3,118	wagon	Nombre de wagons chargés	46
-	-	-	12	30 370	tonnes métriques	Chargées sur wagons au Canada	47
-	22	-	990	5 102	" "	En provenance d'autres chemins de fer au Canada	48
-	-	-	-	-	" "	En provenance des Etats-Unis:	
-	-	-	77	482	" "	A destination du Canada	49
-	-	-	-	128	" "	A destination des Etats-Unis	50
-	22	-	1 079	36 062	" "	<b>Total du trafic marchandises transportées(1)</b>	51
-	22	-	642	32 406	" "	Déchargées du wagon au Canada	52
-	-	-	419	3 325	" "	Remises aux autres chemins de fer au Canada	53
-	-	-	19	353	" "	Remises au réseau des Etats-Unis	54

Voir note(s) à la fin du tableau.

TABLE 2. Revenue Freight Carried by Railways Within Canada, 1983

Commodity		Class I - Classe I		Class II - Classe II			
		Canadian National Canadien National	Canadian Pacific Canadien Pacifique	Algoma Central	British Columbia Railway	Canada Southern (Consolidated Rail)	Chesapeake and Ohio
<b>End-products, inedible (C.L.):</b>							
<b>570. Plumbing equipment and fittings:</b>							
1	Number of railway cars loaded	carloads	593	149	-	9	-
2	Loaded onto railway cars in Canada	metric tonnes	5 745	1 750	-	143	-
3	Received from other railways in Canada	" "	47	27	-	-	-
Received from United States rail:							
4	Destined to Canadian points	" "	151	106	-	-	-
5	Destined to United States points	" "	762	109	-	-	31
6	<b>Total freight traffic carried(1)</b>	" "	<b>6 705</b>	<b>1 992</b>	-	<b>143</b>	<b>31</b>
7	Unloaded from railway cars in Canada	" "	5 384	1 528	-	143	-
8	Delivered to other railways in Canada	" "	483	356	-	-	-
9	Delivered to United States rail connections	" "	829	109	-	-	31
<b>572. Electric lighting, distribution and control equipment, n.e.s.:</b>							
10	Number of railway cars loaded	carloads	248	83	-	6	6
11	Loaded onto railway cars in Canada	metric tonnes	17 996	5 474	-	74	109
12	Received from other railways in Canada	" "	899	1 936	45	83	91
Received from United States rail:							
13	Destined to Canadian points	" "	174	180	-	-	1 266
14	Destined to United States points	" "	66	44	-	-	-
15	<b>Total freight traffic carried(1)</b>	" "	<b>19 135</b>	<b>7 634</b>	<b>45</b>	<b>157</b>	<b>1 468</b>
16	Unloaded from railway cars in Canada	" "	16 054	6 761	-	158	135
17	Delivered to other railways in Canada	" "	2 778	649	45	-	1 221
18	Delivered to United States rail connections	" "	303	223	-	-	109
<b>574. Furniture and fixtures:</b>							
19	Number of railway cars loaded	carloads	2,219	2,206	-	15	2
20	Loaded onto railway cars in Canada	metric tonnes	21 351	23 639	-	171	22
21	Received from other railways in Canada	" "	1 773	1 856	-	-	1 319
Received from United States rail:							
22	Destined to Canadian points	" "	2 005	1 744	-	-	156
23	Destined to United States points	" "	1 967	9 997	-	-	-
24	<b>Total freight traffic carried(1)</b>	" "	<b>27 096</b>	<b>37 236</b>	-	<b>171</b>	<b>1 497</b>
25	Unloaded from railway cars in Canada	" "	24 323	21 129	-	171	36
26	Delivered to other railways in Canada	" "	647	6 944	-	-	120
27	Delivered to United States rail connections	" "	2 126	9 162	-	-	1 341
<b>576. Electric appliances and accessories:</b>							
28	Number of railway cars loaded	carloads	4,419	395	-	-	9
29	Loaded onto railway cars in Canada	metric tonnes	51 189	4 144	-	-	80
30	Received from other railways in Canada	" "	89	1 134	-	-	-
Received from United States rail:							
31	Destined to Canadian points	" "	5 835	2 486	-	-	102
32	Destined to United States points	" "	55	181	-	-	-
33	<b>Total freight traffic carried(1)</b>	" "	<b>57 168</b>	<b>7 945</b>	-	-	<b>182</b>
34	Unloaded from railway cars in Canada	" "	52 022	7 392	-	-	102
35	Delivered to other railways in Canada	" "	5 079	372	-	-	-
36	Delivered to United States rail connections	" "	67	181	-	-	80
<b>577. Other equipment:</b>							
37	Number of railway cars loaded	carloads	158	45	-	-	-
38	Loaded onto railway cars in Canada	metric tonnes	2 278	907	-	-	-
39	Received from other railways in Canada	" "	148	94	-	-	-
Received from United States rail:							
40	Destined to Canadian points	" "	979	139	-	-	24
41	Destined to United States points	" "	-	69	-	-	-
42	<b>Total freight traffic carried(1)</b>	" "	<b>3 405</b>	<b>1 209</b>	-	-	<b>24</b>
43	Unloaded from railway cars in Canada	" "	2 795	1 112	-	-	15
44	Delivered to other railways in Canada	" "	533	18	-	-	8
45	Delivered to United States rail connections	" "	77	79	-	-	-
<b>578. Facial tissues and paper handkerchiefs:</b>							
46	Number of railway cars loaded	carloads	289	4	-	-	-
47	Loaded onto railway cars in Canada	metric tonnes	3 993	52	-	-	-
48	Received from other railways in Canada	" "	18	-	-	-	-
Received from United States rail:							
49	Destined to Canadian points	" "	-	-	-	-	-
50	Destined to United States points	" "	1 022	977	-	-	-
51	<b>Total freight traffic carried(1)</b>	" "	<b>5 033</b>	<b>1 029</b>	-	-	<b>133</b>
52	Unloaded from railway cars in Canada	" "	3 944	52	-	-	-
53	Delivered to other railways in Canada	" "	49	-	-	-	-
54	Delivered to United States rail connections	" "	1 041	977	-	-	133

See footnote(s) at end of table.



TABLEAU 2. Marchandises payantes transportées par chemin de fer au Canada, 1983

Class II - Classe II				Grand total all Railways Total général tous chemins de fer	Type de marchandise	No	
Toronto, Hamilton and Buffalo	Ontario Northland	Quebec North Shore and Labrador	All other Tous autres				
<b>Produits finis, non comestibles (charge complète):</b>							
<b>570. Matériel de plomberie et garnitures:</b>							
-	-	-	2	753	wagon	Nombre de wagons chargés	1
-	-	-	11	7 649	tonnes métriques	Chargées sur wagons au Canada	2
-	-	-	897	971	" "	En provenance d'autres chemins de fer au Canada	3
-	-	-	-	-	" "	En provenance des Etats-Unis:	
-	-	-	29	286	" "	A destination du Canada	4
-	-	-	-	902	" "	A destination des Etats-Unis	5
-	-	-	<b>937</b>	<b>9 808</b>	" "	<b>Total du trafic marchandises transportées(1)</b>	<b>6</b>
-	-	-	917	7 972	" "	Déchargées du wagon au Canada	7
-	-	-	20	869	" "	Remises aux autres chemins de fer au Canada	8
-	-	-	-	969	" "	Remises au réseau des Etats-Unis	9
<b>572. Matériel électrique d'éclairage de distribution et de commande:</b>							
-	1	-	2	346	wagon	Nombre de wagons chargés	10
-	44	-	75	23 772	tonnes métriques	Chargées sur wagons au Canada	11
-	1 636	-	1 843	6 533	" "	En provenance d'autres chemins de fer au Canada	12
-	-	-	-	-	" "	En provenance des Etats-Unis:	
-	-	-	38	1 658	" "	A destination du Canada	13
-	-	-	-	110	" "	A destination des Etats-Unis	14
-	<b>1 680</b>	-	<b>1 956</b>	<b>32 073</b>	" "	<b>Total du trafic marchandises transportées(1)</b>	<b>15</b>
-	36	-	788	23 932	" "	Déchargées du wagon au Canada	16
-	1 644	-	242	6 579	" "	Remises aux autres chemins de fer au Canada	17
-	-	-	926	1 561	" "	Remises au réseau des Etats-Unis	18
<b>574. Meubles et accessoires:</b>							
-	2	10	2	4 456	wagon	Nombre de wagons chargés	19
-	20	100	51	45 354	tonnes métriques	Chargées sur wagons au Canada	20
225	-	-	6 809	11 982	" "	En provenance d'autres chemins de fer au Canada	21
-	-	-	-	-	" "	En provenance des Etats-Unis:	
-	-	-	2 983	6 888	" "	A destination du Canada	22
-	-	-	8	12 092	" "	A destination des Etats-Unis	23
225	<b>20</b>	<b>100</b>	<b>9 851</b>	<b>76 316</b>	" "	<b>Total du trafic marchandises transportées(1)</b>	<b>24</b>
-	20	100	2 016	47 795	" "	Déchargées du wagon au Canada	25
225	-	-	6 210	14 146	" "	Remises aux autres chemins de fer au Canada	26
-	-	-	1 625	14 374	" "	Remises au réseau des Etats-Unis	27
<b>576. Appareils et accessoires électriques:</b>							
-	-	1	4	4 828	wagon	Nombre de wagons chargés	28
-	-	6	44	55 463	tonnes métriques	Chargées sur wagons au Canada	29
-	-	-	5 710	6 933	" "	En provenance d'autres chemins de fer au Canada	30
-	-	-	-	-	" "	En provenance des Etats-Unis:	
-	-	-	316	8 927	" "	A destination du Canada	31
-	-	-	-	238	" "	A destination des Etats-Unis	32
-	-	<b>6</b>	<b>6 070</b>	<b>71 559</b>	" "	<b>Total du trafic marchandises transportées(1)</b>	<b>33</b>
-	-	6	2 819	62 341	" "	Déchargées du wagon au Canada	34
-	-	-	3 188	8 827	" "	Remises aux autres chemins de fer au Canada	35
-	-	-	64	392	" "	Remises au réseau des Etats-Unis	36
<b>577. Autre matériel:</b>							
-	1	-	-	205	wagon	Nombre de wagons chargés	37
-	5	-	-	3 263	tonnes métriques	Chargées sur wagons au Canada	38
8	-	-	687	937	" "	En provenance d'autres chemins de fer au Canada	39
-	-	-	-	-	" "	En provenance des Etats-Unis:	
-	-	-	653	1 795	" "	A destination du Canada	40
-	-	-	-	69	" "	A destination des Etats-Unis	41
8	<b>5</b>	-	<b>1 340</b>	<b>6 064</b>	" "	<b>Total du trafic marchandises transportées(1)</b>	<b>42</b>
-	5	-	1 297	5 224	" "	Déchargées du wagon au Canada	43
8	-	-	43	610	" "	Remises aux autres chemins de fer au Canada	44
-	-	-	-	229	" "	Remises au réseau des Etats-Unis	45
<b>578. Papiers-mouchoirs et mouchoirs de papier:</b>							
-	-	-	-	293	wagon	Nombre de wagons chargés	46
-	-	-	-	4 045	tonnes métriques	Chargées sur wagons au Canada	47
-	-	-	58	76	" "	En provenance d'autres chemins de fer au Canada	48
-	-	-	-	-	" "	En provenance des Etats-Unis:	
-	-	-	-	-	" "	A destination du Canada	49
-	-	-	-	2 132	" "	A destination des Etats-Unis	50
-	-	-	<b>58</b>	<b>6 253</b>	" "	<b>Total du trafic marchandises transportées(1)</b>	<b>51</b>
-	-	-	49	4 045	" "	Déchargées du wagon au Canada	52
-	-	-	9	58	" "	Remises aux autres chemins de fer au Canada	53
-	-	-	-	2 151	" "	Remises au réseau des Etats-Unis	54

Voir note(s) à la fin du tableau.

TABLE 2. Revenue Freight Carried by Railways Within Canada, 1983

No.	Commodity		Class I - Classe I		Class II - Classe II			
			Canadian National Canadien National	Canadian Pacific Canadien Pacifique	Algoma Central	British Columbia Railway	Canada Southern (Consolidated Rail)	Chesapeake and Ohio
<b>End-products, inedible (C.L.):</b>								
<b>579. Apparel and accessories, n.e.s.:</b>								
1	Number of railway cars loaded	carloads	120	363	-	-	-	-
2	Loaded onto railway cars in Canada	metric tonnes	1 798	5 565	-	-	-	-
3	Received from other railways in Canada	" "	204	69	-	-	-	16
Received from United States rail:								
4	Destined to Canadian points	" "	2 998	636	-	-	330	-
5	Destined to United States points	" "	1 400	-	-	-	-	4 783
6	<b>Total freight traffic carried(1)</b>	" "	<b>6 400</b>	<b>6 270</b>	-	-	<b>330</b>	<b>4 799</b>
7	Unloaded from railway cars in Canada	" "	4 087	6 005	-	-	-	-
8	Delivered to other railways in Canada	" "	897	265	-	-	330	-
9	Delivered to United States rail connections	" "	1 416	-	-	-	-	4 799
<b>580. Toiletries, cleaning preparations and household chemical specialties:</b>								
10	Number of railway cars loaded	carloads	2 062	3 058	-	2	-	-
11	Loaded onto railway cars in Canada	metric tonnes	71 536	103 978	-	145	-	-
12	Received from other railways in Canada	" "	6 898	873	-	-	-	31
Received from United States rail:								
13	Destined to Canadian points	" "	6 454	8 264	-	-	3 025	-
14	Destined to United States points	" "	3 022	-	-	-	-	-
15	<b>Total freight traffic carried(1)</b>	" "	<b>87 910</b>	<b>113 115</b>	-	<b>145</b>	<b>3 025</b>	<b>31</b>
16	Unloaded from railway cars in Canada	" "	82 508	78 176	-	145	36	31
17	Delivered to other railways in Canada	" "	2 267	34 863	-	-	2 988	-
18	Delivered to United States rail connections	" "	3 135	76	-	-	-	-
<b>582. Paper napkins, towels and toilet paper:</b>								
19	Number of railway cars loaded	carloads	2 420	1 380	-	25	-	-
20	Loaded onto railway cars in Canada	metric tonnes	30 351	18 690	-	317	-	-
21	Received from other railways in Canada	" "	181	1 646	-	70	137	-
Received from United States rail:								
22	Destined to Canadian points	" "	675	744	-	-	-	-
23	Destined to United States points	" "	5 305	3 014	-	-	-	3 934
24	<b>Total freight traffic carried(1)</b>	" "	<b>36 512</b>	<b>24 094</b>	-	<b>387</b>	<b>137</b>	<b>3 934</b>
25	Unloaded from railway cars in Canada	" "	29 883	19 226	-	386	-	-
26	Delivered to other railways in Canada	" "	1 180	1 253	-	-	-	-
27	Delivered to United States rail connections	" "	5 449	3 614	-	-	137	3 934
<b>584. Tableware, paper:</b>								
28	Number of railway cars loaded	carloads	237	104	-	-	-	-
29	Loaded onto railway cars in Canada	metric tonnes	3 318	1 245	-	-	-	-
30	Received from other railways in Canada	" "	455	251	-	-	-	-
Received from United States rail:								
31	Destined to Canadian points	" "	-	-	-	-	-	-
32	Destined to United States points	" "	3 604	1 428	-	-	-	109
33	<b>Total freight traffic carried(1)</b>	" "	<b>7 377</b>	<b>2 924</b>	-	-	-	<b>109</b>
34	Unloaded from railway cars in Canada	" "	2 605	667	-	-	-	-
35	Delivered to other railways in Canada	" "	1 138	829	-	-	-	-
36	Delivered to United States rail connections	" "	3 635	1 428	-	-	-	109
<b>586. Kitchen utensils, cutlery and tableware, n.e.s. (excluding silverware):</b>								
37	Number of railway cars loaded	carloads	1	7	-	-	-	-
38	Loaded onto railway cars in Canada	metric tonnes	11	73	-	-	-	-
39	Received from other railways in Canada	" "	132	-	-	-	-	-
Received from United States rail:								
40	Destined to Canadian points	" "	157	13	-	-	164	-
41	Destined to United States points	" "	-	-	-	-	-	428
42	<b>Total freight traffic carried(1)</b>	" "	<b>300</b>	<b>86</b>	-	-	<b>164</b>	<b>428</b>
43	Unloaded from railway cars in Canada	" "	299	70	-	-	-	-
44	Delivered to other railways in Canada	" "	-	15	-	-	164	-
45	Delivered to United States rail connections	" "	-	-	-	-	-	428
<b>588. Household and personal equipment, n.e.s.:</b>								
46	Number of railway cars loaded	carloads	4 328	334	-	7	-	-
47	Loaded onto railway cars in Canada	metric tonnes	55 217	5 193	-	100	-	-
48	Received from other railways in Canada	" "	386	10 014	-	-	150	23
Received from United States rail:								
49	Destined to Canadian points	" "	44	3 495	-	-	17	33
50	Destined to United States points	" "	5 137	1 836	-	-	-	2 457
51	<b>Total freight traffic carried(1)</b>	" "	<b>60 784</b>	<b>20 538</b>	-	<b>100</b>	<b>167</b>	<b>2 513</b>
52	Unloaded from railway cars in Canada	" "	38 867	17 813	-	100	17	33
53	Delivered to other railways in Canada	" "	15 795	845	-	-	-	-
54	Delivered to United States rail connections	" "	6 123	1 880	-	-	150	2 479

See footnote(s) at end of table.

TABLEAU 2. Marchandises payantes transportées par chemin de fer au Canada, 1983

Class II - Classe II				Grand total all Railways	Type de marchandise	No
Toronto, Hamilton and Buffalo	Ontario Northland	Quebec North Shore and Labrador	All other Tous autres	Total général tous chemins de fer		
					<b>Produits finis, non comestibles (charge complète):</b>	
					<b>579. Vêtement et accessoires, n.d.a.:</b>	
			2	485	wagon	Nombre de wagons chargés
			184	7 547	tonnes métriques	Chargées sur wagons au Canada
			1 133	1 422	" "	En provenance d'autres chemins de fer au Canada
					" "	En provenance des Etats-Unis:
			114	4 078	" "	A destination du Canada
				6 183	" "	A destination des Etats-Unis
			<b>1 431</b>	<b>19 230</b>	" "	<b>Total du trafic marchandises transportées(1)</b>
					" "	Déchargées du wagon au Canada
			1 071	11 163	" "	Remises aux autres chemins de fer au Canada
				1 646	" "	Remises au réseau des Etats-Unis
			206	6 421	" "	
					<b>580. Articles de toilette, préparation de nettoyage et spécialités chimiques:</b>	
			1	5,123	wagon	Nombre de wagons chargés
			10	175 669	tonnes métriques	Chargées sur wagons au Canada
3 016			31 965	42 783	" "	En provenance d'autres chemins de fer au Canada
					" "	En provenance des Etats-Unis:
			1 546	19 289	" "	A destination du Canada
				3 022	" "	A destination des Etats-Unis
3 016			<b>33 521</b>	<b>240 763</b>	" "	<b>Total du trafic marchandises transportées(1)</b>
					" "	Déchargées du wagon au Canada
2 767			27 821	191 484	" "	Remises aux autres chemins de fer au Canada
249			5 700	46 067	" "	Remises au réseau des Etats-Unis
				3 211	" "	
					<b>582. Serviettes en papier serviettes et papier de toilette:</b>	
			2	3,827	wagon	Nombre de wagons chargés
			35	49 393	tonnes métriques	Chargées sur wagons au Canada
			2 183	4 217	" "	En provenance d'autres chemins de fer au Canada
					" "	En provenance des Etats-Unis:
			403	1 822	" "	A destination du Canada
			1 175	13 428	" "	A destination des Etats-Unis
			<b>3 796</b>	<b>68 860</b>	" "	<b>Total du trafic marchandises transportées(1)</b>
					" "	Déchargées du wagon au Canada
			2 312	51 807	" "	Remises aux autres chemins de fer au Canada
			1 468	3 901	" "	Remises au réseau des Etats-Unis
			16	13 150	" "	
					<b>584. Articles de table en papier:</b>	
			4	345	wagon	Nombre de wagons chargés
			16	4 581	tonnes métriques	Chargées sur wagons au Canada
			1 270	1 976	" "	En provenance d'autres chemins de fer au Canada
					" "	En provenance des Etats-Unis:
			4	4	" "	A destination du Canada
			21	5 162	" "	A destination des Etats-Unis
			<b>1 313</b>	<b>11 723</b>	" "	<b>Total du trafic marchandises transportées(1)</b>
					" "	Déchargées du wagon au Canada
			1 188	4 460	" "	Remises aux autres chemins de fer au Canada
			125	2 092	" "	Remises au réseau des Etats-Unis
				5 172	" "	
					<b>586. Articles de cuisine, coutellerie et articles de table, n.d.a. (sauf l'argenterie):</b>	
			2	10	wagon	Nombre de wagons chargés
			9	93	tonnes métriques	Chargées sur wagons au Canada
			5	137	" "	En provenance d'autres chemins de fer au Canada
					" "	En provenance des Etats-Unis:
			3	337	" "	A destination du Canada
				428	" "	A destination des Etats-Unis
			<b>17</b>	<b>995</b>	" "	<b>Total du trafic marchandises transportées(1)</b>
					" "	Déchargées du wagon au Canada
				369	" "	Remises aux autres chemins de fer au Canada
			16	195	" "	Remises au réseau des Etats-Unis
				426	" "	
					<b>588. Articles ménagers et personnels, n.d.a.:</b>	
			431	5,270	wagon	Nombre de wagons chargés
			6 490	88 732	tonnes métriques	Chargées sur wagons au Canada
170		1 583	14 903	25 646	" "	En provenance d'autres chemins de fer au Canada
					" "	En provenance des Etats-Unis:
			2 233	5 822	" "	A destination du Canada
				9 430	" "	A destination des Etats-Unis
170	149	1 583	<b>23 628</b>	<b>109 630</b>	" "	<b>Total du trafic marchandises transportées(1)</b>
					" "	Déchargées du wagon au Canada
			14 731	73 284	" "	Remises aux autres chemins de fer au Canada
			8 617	25 438	" "	Remises au réseau des Etats-Unis
			276	10 910	" "	

Voir note(s) à la fin du tableau.

TABLE 2. Revenue Freight Carried by Railways Within Canada, 1983

No.	Commodity		Class I - Classe I		Class II - Classe II			
			Canadian National Canadien National	Canadian Pacific Canadien Pacifique	Algoma Central	British Columbia Railway	Canada Southern (Consolidated Rail)	Chesapeake and Ohio
<b>End-products, inedible (C.L.):</b>								
<b>590. Medicinal and pharmaceutical products and supplies, including ophthalmic goods and orthopaedic appliances:</b>								
1	Number of railway cars loaded	carloads	2 885	75	-	2	-	-
2	Loaded onto railway cars in Canada	metric tonnes	42 385	963	-	32	-	-
3	Received from other railways in Canada	" "	34	94	-	-	-	-
Received from United States rail:								
4	Destined to Canadian points	" "	743	-	-	-	41	-
5	Destined to United States points	" "	3 524	771	-	-	-	16
6	<b>Total freight traffic carried(1)</b>	" "	<b>46 686</b>	<b>1 828</b>	-	<b>32</b>	<b>41</b>	<b>16</b>
7	Unloaded from railway cars in Canada	" "	32 782	737	-	32	41	-
8	Delivered to other railways in Canada	" "	10 325	321	-	-	-	-
9	Delivered to United States rail connections	" "	3 579	771	-	-	-	16
<b>592. Printed matter:</b>								
10	Number of railway cars loaded	carloads	100	71	-	-	-	-
11	Loaded onto railway cars in Canada	metric tonnes	2 927	2 253	-	-	-	-
12	Received from other railways in Canada	" "	-	-	-	-	-	-
Received from United States rail:								
13	Destined to Canadian points	" "	16	1 199	-	-	24	-
14	Destined to United States points	" "	-	-	-	-	-	-
15	<b>Total freight traffic carried(1)</b>	" "	<b>2 943</b>	<b>3 452</b>	-	-	<b>24</b>	-
16	Unloaded from railway cars in Canada	" "	2 944	2 867	-	-	24	-
17	Delivered to other railways in Canada	" "	-	586	-	-	-	-
18	Delivered to United States rail connections	" "	-	-	-	-	-	-
<b>594. Stationery supplies, photographic goods, musical instruments and recreational supplies:</b>								
19	Number of railway cars loaded	carloads	31	15	-	-	-	-
20	Loaded onto railway cars in Canada	metric tonnes	611	689	-	-	-	-
21	Received from other railways in Canada	" "	-	170	-	-	17	-
Received from United States rail:								
22	Destined to Canadian points	" "	45	421	-	-	910	-
23	Destined to United States points	" "	7 081	858	-	-	-	-
24	<b>Total freight traffic carried(1)</b>	" "	<b>7 737</b>	<b>2 138</b>	-	-	<b>927</b>	-
25	Unloaded from railway cars in Canada	" "	585	982	-	-	686	-
26	Delivered to other railways in Canada	" "	71	242	-	-	224	-
27	Delivered to United States rail connections	" "	7 081	913	-	-	17	-
<b>596. Firearms, weapons, and ammunition:</b>								
28	Number of railway cars loaded	carloads	421	529	-	-	-	-
29	Loaded onto railway cars in Canada	metric tonnes	14 262	14 564	-	-	-	-
30	Received from other railways in Canada	" "	2 358	1 031	-	38	-	-
Received from United States rail:								
31	Destined to Canadian points	" "	271	-	-	-	-	-
32	Destined to United States points	" "	-	19	-	-	-	-
33	<b>Total freight traffic carried(1)</b>	" "	<b>16 891</b>	<b>15 614</b>	-	<b>38</b>	-	-
34	Unloaded from railway cars in Canada	" "	15 238	13 599	-	38	-	-
35	Delivered to other railways in Canada	" "	1 220	1 891	-	-	-	-
36	Delivered to United States rail connections	" "	433	124	-	-	-	-
<b>598. Prefabricated buildings and structures:</b>								
37	Number of railway cars loaded	carloads	495	65	-	-	-	-
38	Loaded onto railway cars in Canada	metric tonnes	25 644	1 766	-	-	-	-
39	Received from other railways in Canada	" "	1 039	65	-	-	66	-
Received from United States rail:								
40	Destined to Canadian points	" "	-	-	-	-	-	-
41	Destined to United States points	" "	-	-	-	-	-	-
42	<b>Total freight traffic carried(1)</b>	" "	<b>26 683</b>	<b>1 831</b>	-	-	<b>66</b>	-
43	Unloaded from railway cars in Canada	" "	16 072	523	-	-	-	-
44	Delivered to other railways in Canada	" "	19	1 308	-	-	-	-
45	Delivered to United States rail connections	" "	10 592	-	-	-	66	-
<b>600. Miscellaneous products, n.e.s.:</b>								
46	Number of railway cars loaded	carloads	15	10	-	-	1	-
47	Loaded onto railway cars in Canada	metric tonnes	316	326	-	-	9	-
48	Received from other railways in Canada	" "	45	-	-	-	-	-
Received from United States rail:								
49	Destined to Canadian points	" "	151	136	-	-	-	-
50	Destined to United States points	" "	-	-	-	-	-	-
51	<b>Total freight traffic carried(1)</b>	" "	<b>512</b>	<b>462</b>	-	-	<b>9</b>	-
52	Unloaded from railway cars in Canada	" "	421	167	-	-	-	-
53	Delivered to other railways in Canada	" "	74	-	-	-	-	-
54	Delivered to United States rail connections	" "	16	295	-	-	9	-

See footnote(s) at end of table

TABLEAU 2. Marchandises payantes transportées par chemin de fer au Canada, 1983

Class II - Classe II				Grand total all Railways Total général tous chemins de fer	Type de marchandise	No
Toronto, Hamilton and Buffalo	Ontario Northland	Quebec North Shore and Labrador	All other Tous autres			
					<b>Produits finis, non comestibles (charge complète):</b>	
					<b>590. Médicaments, produits pharmaceutiques et fournitures médicales, y compris les articles ophtalmiques et les appareils orthopédiques:</b>	
7	-	-	-	2 969	wagon	Nombre de wagons chargés
77	-	-	-	43 457	tonnes métriques	Chargées sur wagons au Canada
-	-	-	10 012	10 140	" "	En provenance d'autres chemins de fer au Canada
-	-	-	15	799	" "	En provenance des Etats-Unis:
-	-	-	-	4 311	" "	A destination du Canada
-	-	-	-	-	" "	A destination des Etats-Unis
77	-	-	10 027	58 707	" "	<b>Total du trafic marchandises transportées(1)</b>
-	-	-	10 004	43 596	" "	Déchargées du wagon au Canada
77	-	-	23	10 746	" "	Remises aux autres chemins de fer au Canada
-	-	-	-	4 366	" "	Remises au réseau des Etats-Unis
					<b>592. Imprimés:</b>	
-	-	-	1	172	wagon	Nombre de wagons chargés
-	-	-	10	5 190	tonnes métriques	Chargées sur wagons au Canada
-	-	-	566	566	" "	En provenance d'autres chemins de fer au Canada
-	-	-	-	-	" "	En provenance des Etats-Unis:
-	-	-	926	2 165	" "	A destination du Canada
-	-	-	-	-	" "	A destination des Etats-Unis
-	-	-	1 502	7 921	" "	<b>Total du trafic marchandises transportées(1)</b>
-	-	-	1 465	7 300	" "	Déchargées du wagon au Canada
-	-	-	27	613	" "	Remises aux autres chemins de fer au Canada
-	-	-	10	10	" "	Remises au réseau des Etats-Unis
					<b>594. Papeterie, articles de photographie, instruments de musique et articles récréatifs:</b>	
-	-	-	3	49	wagon	Nombre de wagons chargés
226	-	-	56	1 356	tonnes métriques	Chargées sur wagons au Canada
-	-	-	247	660	" "	En provenance d'autres chemins de fer au Canada
-	-	-	-	-	" "	En provenance des Etats-Unis:
-	-	-	200	1 576	" "	A destination du Canada
-	-	-	-	7 939	" "	A destination des Etats-Unis
226	-	-	503	11 531	" "	<b>Total du trafic marchandises transportées(1)</b>
-	-	-	294	2 547	" "	Déchargées du wagon au Canada
226	-	-	-	763	" "	Remises aux autres chemins de fer au Canada
-	-	-	209	8 220	" "	Remises au réseau des Etats-Unis
					<b>596. Armes à feu, armes et munitions:</b>	
-	-	-	-	950	wagon	Nombre de wagons chargés
-	-	-	-	28 826	tonnes métriques	Chargées sur wagons au Canada
-	-	-	107	3 534	" "	En provenance d'autres chemins de fer au Canada
-	-	-	-	-	" "	En provenance des Etats-Unis:
-	-	-	20	291	" "	A destination du Canada
-	-	-	-	19	" "	A destination des Etats-Unis
-	-	-	127	32 670	" "	<b>Total du trafic marchandises transportées(1)</b>
-	-	-	20	28 895	" "	Déchargées du wagon au Canada
-	-	-	-	3 111	" "	Remises aux autres chemins de fer au Canada
-	-	-	107	664	" "	Remises au réseau des Etats-Unis
					<b>598. Bâtiments et ouvrages préfabriqués:</b>	
1	1	9	2	573	wagon	Nombre de wagons chargés
18	23	79	62	27 592	tonnes métriques	Chargées sur wagons au Canada
-	61	-	18	1 249	" "	En provenance d'autres chemins de fer au Canada
-	-	-	-	-	" "	En provenance des Etats-Unis:
-	-	-	-	-	" "	A destination du Canada
-	-	-	-	-	" "	A destination des Etats-Unis
18	84	79	80	28 841	" "	<b>Total du trafic marchandises transportées(1)</b>
-	83	79	-	16 757	" "	Déchargées du wagon au Canada
18	-	-	80	1 425	" "	Remises aux autres chemins de fer au Canada
-	-	-	-	10 658	" "	Remises au réseau des Etats-Unis
					<b>600. Produits divers, n.d.a.:</b>	
-	-	-	1	27	wagon	Nombre de wagons chargés
-	-	-	9	660	tonnes métriques	Chargées sur wagons au Canada
-	-	-	336	361	" "	En provenance d'autres chemins de fer au Canada
-	-	-	-	-	" "	En provenance des Etats-Unis:
-	-	-	38	325	" "	A destination du Canada
-	-	-	-	-	" "	A destination des Etats-Unis
-	-	-	383	1 366	" "	<b>Total du trafic marchandises transportées(1)</b>
-	-	-	342	930	" "	Déchargées du wagon au Canada
-	-	-	32	106	" "	Remises aux autres chemins de fer au Canada
-	-	-	9	329	" "	Remises au réseau des Etats-Unis

Voir notes) à la fin du tableau.

TABLE 2. Revenue Freight Carried by Railways Within Canada, 1983

No.	Commodity		Class I - Classe I		Class II - Classe II			
			Canadian National Canadien National	Canadian Pacific Canadien Pacifique	Algoma Central	British Columbia Railway	Canada Southern (Consolidated Rail)	Chesapeake and Ohio
<b>End-products, inedible (C.L.)</b>								
<b>602. Metal containers:</b>								
1	Number of railway cars loaded	carloads	195	839	-	9	4	-
2	Loaded onto railway cars in Canada	metric tonnes	3 831	16 687	-	181	57	-
3	Received from other railways in Canada	" "	537	1 243	-	-	11	-
	Received from United States rail:							
4	Destined to Canadian points	" "	406	208	-	-	273	17
5	Destined to United States points	" "	31	-	-	-	-	573
6	<b>Total freight traffic carried(1)</b>	" "	<b>4 805</b>	<b>18 138</b>	-	<b>181</b>	<b>341</b>	<b>590</b>
7	Unloaded from railway cars in Canada	" "	4 862	11 761	-	181	240	17
8	Delivered to other railways in Canada	" "	55	6 343	-	-	48	-
9	Delivered to United States rail connections	" "	88	34	-	-	53	573
<b>604. Glass containers:</b>								
10	Number of railway cars loaded	carloads	21	-	-	-	297	-
11	Loaded onto railway cars in Canada	metric tonnes	537	-	-	-	3 169	-
12	Received from other railways in Canada	" "	-	699	-	-	-	-
	Received from United States rail:							
13	Destined to Canadian points	" "	298	94	-	-	-	-
14	Destined to United States points	" "	-	-	-	-	-	-
15	<b>Total freight traffic carried(1)</b>	" "	<b>835</b>	<b>993</b>	-	-	<b>3 169</b>	-
16	Unloaded from railway cars in Canada	" "	537	993	-	-	-	-
17	Delivered to other railways in Canada	" "	298	-	-	-	-	-
18	Delivered to United States rail connections	" "	-	-	-	-	3 169	-
<b>608. Bags, paper:</b>								
19	Number of railway cars loaded	carloads	122	4	-	-	-	-
20	Loaded onto railway cars in Canada	metric tonnes	2 426	116	-	-	-	-
21	Received from other railways in Canada	" "	77	780	-	-	-	-
	Received from United States rail:							
22	Destined to Canadian points	" "	53	425	-	-	-	-
23	Destined to United States points	" "	50	172	-	-	-	46
24	<b>Total freight traffic carried(1)</b>	" "	<b>2 806</b>	<b>1 493</b>	-	-	-	<b>46</b>
25	Unloaded from railway cars in Canada	" "	1 341	1 085	-	-	-	-
26	Delivered to other railways in Canada	" "	1 109	20	-	-	-	-
27	Delivered to United States rail connections	" "	158	388	-	-	-	46
<b>608. Other paper containers:</b>								
28	Number of railway cars loaded	carloads	534	143	-	-	2	-
29	Loaded onto railway cars in Canada	metric tonnes	7 728	2 074	-	-	9	-
30	Received from other railways in Canada	" "	979	1 246	-	-	-	-
	Received from United States rail:							
31	Destined to Canadian points	" "	468	961	-	-	18	-
32	Destined to United States points	" "	3 172	957	-	-	-	-
33	<b>Total freight traffic carried(1)</b>	" "	<b>12 347</b>	<b>5 238</b>	-	-	<b>27</b>	-
34	Unloaded from railway cars in Canada	" "	8 087	3 109	-	-	-	-
35	Delivered to other railways in Canada	" "	780	1 110	-	-	18	-
36	Delivered to United States rail connections	" "	3 461	1 018	-	-	9	-
<b>610. Wooden containers:</b>								
37	Number of railway cars loaded	carloads	58	69	-	7	-	-
38	Loaded onto railway cars in Canada	metric tonnes	1 129	1 088	-	132	-	-
39	Received from other railways in Canada	" "	21	15	-	-	7	-
	Received from United States rail:							
40	Destined to Canadian points	" "	1 182	132	-	-	98	-
41	Destined to United States points	" "	24	82	-	-	-	-
42	<b>Total freight traffic carried(1)</b>	" "	<b>2 356</b>	<b>1 317</b>	-	<b>132</b>	<b>105</b>	-
43	Unloaded from railway cars in Canada	" "	2 149	1 189	-	132	105	-
44	Delivered to other railways in Canada	" "	-	45	-	-	-	-
45	Delivered to United States rail connections	" "	206	82	-	-	-	-
<b>612. Shipping and distribution containers and closures, n.e.s. (not C.O.F.C.):</b>								
46	Number of railway cars loaded	carloads	1,267	1,093	-	-	5	1
47	Loaded onto railway cars in Canada	metric tonnes	15 690	16 984	-	-	44	16
48	Received from other railways in Canada	" "	647	151	-	-	5 338	54
	Received from United States rail:							
49	Destined to Canadian points	" "	9 849	2 503	-	-	862	-
50	Destined to United States points	" "	5 007	404	-	-	-	274
51	<b>Total freight traffic carried(1)</b>	" "	<b>31 193</b>	<b>20 042</b>	-	-	<b>8 244</b>	<b>344</b>
52	Unloaded from railway cars in Canada	" "	14 449	4 510	-	-	489	54
53	Delivered to other railways in Canada	" "	259	2 659	-	-	373	-
54	Delivered to United States rail connections	" "	16 484	12 674	-	-	5 381	290

See footnote(s) at end of table.

TABLEAU 2. Marchandises payantes transportées par chemin de fer au Canada, 1983

Class II - Classe II				Grand total all Railways	Type de marchandise	No
Toronto, Hamilton and Buffalo	Ontario Northland	Quebec North Shore and Labrador	All other Tous autres	Total général tous chemins de fer		
<b>Produits finis, non comestibles (charge complète):</b>						
<b>602. Conteneurs en métal:</b>						
-	1	-	4	1,052	wagon	Nombre de wagons chargés
-	7	-	66	20 829	tonnes métriques	Chargées sur wagons au Canada
266	8	-	7 434	9 499	" "	En provenance d'autres chemins de fer au Canada
-	-	-	105	1 009	" "	En provenance des Etats-Unis
-	-	-	-	604	" "	A destination du Canada
-	-	-	-	-	" "	A destination des Etats-Unis
266	15	-	7 605	31 941	" "	<b>Total du trafic marchandises transportées(1)</b>
-	8	-	334	17 203	" "	Déchargées du wagon au Canada
266	7	-	7 237	13 956	" "	Remises aux autres chemins de fer au Canada
-	-	-	33	781	" "	Remises au réseau des Etats-Unis
<b>604. Contenants de verre:</b>						
-	-	-	-	318	wagon	Nombre de wagons chargés
-	-	-	-	3 706	tonnes métriques	Chargées sur wagons au Canada
-	-	-	-	899	" "	En provenance d'autres chemins de fer au Canada
-	-	-	703	1 095	" "	En provenance des Etats-Unis
-	-	-	-	-	" "	A destination du Canada
-	-	-	-	-	" "	A destination des Etats-Unis
-	-	-	703	5 700	" "	<b>Total du trafic marchandises transportées(1)</b>
-	-	-	130	1 660	" "	Déchargées du wagon au Canada
-	-	-	573	871	" "	Remises aux autres chemins de fer au Canada
-	-	-	-	3 169	" "	Remises au réseau des Etats-Unis
<b>606. Sacs en papier:</b>						
-	-	-	-	126	wagon	Nombre de wagons chargés
-	-	-	-	2 542	tonnes métriques	Chargées sur wagons au Canada
-	-	-	1 108	1 965	" "	En provenance d'autres chemins de fer au Canada
-	-	-	221	699	" "	En provenance des Etats-Unis
-	-	-	213	481	" "	A destination du Canada
-	-	-	-	-	" "	A destination des Etats-Unis
-	-	-	1 542	5 687	" "	<b>Total du trafic marchandises transportées(1)</b>
-	-	-	643	3 069	" "	Déchargées du wagon au Canada
-	-	-	898	2 027	" "	Remises aux autres chemins de fer au Canada
-	-	-	-	590	" "	Remises au réseau des Etats-Unis
<b>608. Autres contenants de papier:</b>						
-	32	-	42	753	wagon	Nombre de wagons chargés
-	731	-	679	11 221	tonnes métriques	Chargées sur wagons au Canada
18	757	-	1 082	4 082	" "	En provenance d'autres chemins de fer au Canada
-	-	-	739	2 186	" "	En provenance des Etats-Unis
-	-	-	-	4 129	" "	A destination du Canada
-	-	-	-	-	" "	A destination des Etats-Unis
18	1 488	-	2 500	21 618	" "	<b>Total du trafic marchandises transportées(1)</b>
-	-	-	720	11 916	" "	Déchargées du wagon au Canada
18	1 488	-	1 002	4 416	" "	Remises aux autres chemins de fer au Canada
-	-	-	778	5 266	" "	Remises au réseau des Etats-Unis
<b>610. Contenants en bois:</b>						
-	1	-	1	136	wagon	Nombre de wagons chargés
-	9	-	9	2 367	tonnes métriques	Chargées sur wagons au Canada
7	-	-	89	139	" "	En provenance d'autres chemins de fer au Canada
-	-	-	411	1 823	" "	En provenance des Etats-Unis
-	-	-	-	106	" "	A destination du Canada
-	-	-	-	-	" "	A destination des Etats-Unis
7	9	-	509	4 435	" "	<b>Total du trafic marchandises transportées(1)</b>
-	9	-	405	3 989	" "	Déchargées du wagon au Canada
7	-	-	66	118	" "	Remises aux autres chemins de fer au Canada
-	-	-	36	328	" "	Remises au réseau des Etats-Unis
<b>612. Contenants et conteneurs de livraison et d'expédition, n.d.a. (autres que rail-route):</b>						
-	-	-	58	2,424	wagon	Nombre de wagons chargés
-	-	-	1 050	33 784	tonnes métriques	Chargées sur wagons au Canada
2 255	-	-	975	9 420	" "	En provenance d'autres chemins de fer au Canada
-	-	-	2 448	15 662	" "	En provenance des Etats-Unis
-	-	-	-	5 685	" "	A destination du Canada
-	-	-	-	-	" "	A destination des Etats-Unis
2 255	-	-	4 473	64 551	" "	<b>Total du trafic marchandises transportées(1)</b>
-	-	-	3 234	22 736	" "	Déchargées du wagon au Canada
2 255	-	-	426	5 972	" "	Remises aux autres chemins de fer au Canada
-	-	-	812	35 841	" "	Remises au réseau des Etats-Unis

Voir note(s) à la fin du tableau.

TABLE 2. Revenue Freight Carried by Railways Within Canada, 1993

Commodity		Class I - Classe I		Class II - Classe II			
		Canadian National Canadien National	Canadian Pacific Canadien Pacifique	Algoma Central	British Columbia Railway	Canada Southern (Consolidated Rail)	Chesapeake and Ohio
<b>End-products, inedible (C.L.):</b>							
<b>614. Containers and closures, n.e.s. (not C.O.F.C.):</b>							
1	Number of railway cars loaded	carloads	6	1	-	275	-
2	Loaded onto railway cars in Canada	metric tonnes	93	3	-	4 272	-
3	Received from other railways in Canada	" "	-	-	-	2	-
4	Received from United States rail:						
4	Destined to Canadian points	" "	-	-	-	-	-
5	Destined to United States points	" "	-	-	-	-	-
6	<b>Total freight traffic carried(1)</b>	" "	<b>93</b>	<b>3</b>	<b>-</b>	<b>4 274</b>	<b>-</b>
7	Unloaded from railway cars in Canada	" "	93	3	-	4 274	-
8	Delivered to other railways in Canada	" "	-	-	-	-	-
9	Delivered to United States rail connections	" "	-	-	-	-	-
<b>616. Paper end products:</b>							
10	Number of railway cars loaded	carloads	1 441	277	1	-	-
11	Loaded onto railway cars in Canada	metric tonnes	23 320	5 808	7	-	-
12	Received from other railways in Canada	" "	3 753	318	1 783	-	-
13	Received from United States rail:						
13	Destined to Canadian points	" "	2 217	1 005	-	-	260
14	Destined to United States points	" "	-	132	-	-	-
15	<b>Total freight traffic carried(1)</b>	" "	<b>29 290</b>	<b>7 263</b>	<b>1 790</b>	<b>-</b>	<b>260</b>
16	Unloaded from railway cars in Canada	" "	28 972	6 905	-	-	-
17	Delivered to other railways in Canada	" "	74	174	1 790	-	260
18	Delivered to United States rail connections	" "	244	183	-	-	-
<b>618 Plastic end products:</b>							
19	Number of railway cars loaded	carloads	362	1 463	-	-	1
20	Loaded onto railway cars in Canada	metric tonnes	9 617	21 458	-	-	11
21	Received from other railways in Canada	" "	1 895	415	-	-	65
22	Received from United States rail:						
22	Destined to Canadian points	" "	444	111	-	-	85
23	Destined to United States points	" "	-	7	-	-	-
24	<b>Total freight traffic carried(1)</b>	" "	<b>11 956</b>	<b>21 991</b>	<b>-</b>	<b>-</b>	<b>161</b>
25	Unloaded from railway cars in Canada	" "	5 416	8 753	-	-	49
26	Delivered to other railways in Canada	" "	1 157	6 350	-	-	36
27	Delivered to United States rail connections	" "	5 383	6 886	-	-	76
<b>620. Remaining end products:</b>							
28	Number of railway cars loaded	carloads	129	338	-	-	18
29	Loaded onto railway cars in Canada	metric tonnes	1 500	5 120	-	-	316
30	Received from other railways in Canada	" "	40	437	-	-	381
31	Received from United States rail:						
31	Destined to Canadian points	" "	528	8 052	-	-	5 152
32	Destined to United States points	" "	-	155	-	-	-
33	<b>Total freight traffic carried(1)</b>	" "	<b>2 068</b>	<b>13 764</b>	<b>-</b>	<b>-</b>	<b>5 849</b>
34	Unloaded from railway cars in Canada	" "	963	10 694	-	-	1 860
35	Delivered to other railways in Canada	" "	14	246	-	-	3 292
36	Delivered to United States rail connections	" "	1 091	2 825	-	-	697
<b>995. Total:</b>							
37	Number of railway cars loaded	carloads	97 451	51 990	105	801	775
38	Loaded onto railway cars in Canada	metric tonnes	1 889 160	1 038 439	2 593	18 007	9 805
39	Received from other railways in Canada	" "	1 119 083	211 581	2 789	5 843	21 383
40	Received from United States rail:						
40	Destined to Canadian points	" "	615 826	598 862	-	-	176 581
41	Destined to United States points	" "	94 359	24 845	-	-	-
42	<b>Total freight traffic carried(1)</b>	" "	<b>2 718 428</b>	<b>1 873 727</b>	<b>5 382</b>	<b>23 850</b>	<b>207 769</b>
43	Unloaded from railway cars in Canada	" "	1 772 372	1 388 436	990	22 679	9 910
44	Delivered to other railways in Canada	" "	169 289	150 495	4 392	1 171	167 620
45	Delivered to United States rail connections	" "	776 768	334 796	-	-	30 239
<b>Section VI:</b>							
<b>Special types of traffic (C.L.):</b>							
<b>622. Shipping containers returned empty (not C.O.F.C.):</b>							
46	Number of railway cars loaded	carloads	1 333	321	-	-	14
47	Loaded onto railway cars in Canada	metric tonnes	13 758	4 134	-	-	112
48	Received from other railways in Canada	" "	2 533	2 316	-	-	185
49	Received from United States rail:						
49	Destined to Canadian points	" "	7 541	6 701	-	-	977
50	Destined to United States points	" "	4 266	2 083	-	-	-
51	<b>Total freight traffic carried(1)</b>	" "	<b>28 098</b>	<b>15 234</b>	<b>-</b>	<b>-</b>	<b>1 274</b>
52	Unloaded from railway cars in Canada	" "	20 556	11 096	-	-	151
53	Delivered to other railways in Canada	" "	1 730	1 584	-	-	912
54	Delivered to United States rail connections	" "	6 812	2 555	-	-	210

See footnote(s) at end of table



TABLEAU 2. Marchandises payantes transportées par chemin de fer au Canada, 1983

Class II - Classe II				Grand total all Railways Total général tous chemins de fer	Type de marchandise	No
Toronto, Hamilton and Buffalo	Ontario Northland	Quebec North Shore and Labrador	All other Tous autres			
					<b>Produits finaux, non comestibles (charge complète):</b>	
					<b>614. Contenants et conteneurs fermés (autres que rail-route):</b>	
				262	wagon	Nombre de wagons chargés
				4 368	tonnes métriques	Chargées sur wagons au Canada
				2	" "	En provenance d'autres chemins de fer au Canada
					" "	En provenance des Etats-Unis:
					" "	A destination du Canada
					" "	A destination des Etats-Unis
				<b>4 370</b>	" "	<b>Total du trafic marchandises transportées(1)</b>
				4 370	" "	Déchargées du wagon au Canada
					" "	Remises aux autres chemins de fer au Canada
					" "	Remises au réseau des Etats-Unis
					" "	
					" "	<b>616. Produits finaux en papier:</b>
			1	1,720	wagon	Nombre de wagons chargés
			64	29 199	tonnes métriques	Chargées sur wagons au Canada
61	5 600		36	11 551	" "	En provenance d'autres chemins de fer au Canada
					" "	En provenance des Etats-Unis:
			589	4 071	" "	A destination du Canada
				132	" "	A destination des Etats-Unis
61	5 600		<b>689</b>	<b>44 953</b>	" "	<b>Total du trafic marchandises transportées(1)</b>
	113		18	36 008	" "	Déchargées du wagon au Canada
61	5 487		607	8 453	" "	Remises aux autres chemins de fer au Canada
			64	491	" "	Remises au réseau des Etats-Unis
					" "	
					" "	<b>618. Produits finaux en plastique:</b>
			89	1,915	wagon	Nombre de wagons chargés
			689	31 775	tonnes métriques	Chargées sur wagons au Canada
81			4 346	6 956	" "	En provenance d'autres chemins de fer au Canada
					" "	En provenance des Etats-Unis:
			38	678	" "	A destination du Canada
				71	" "	A destination des Etats-Unis
81			<b>5 073</b>	<b>39 480</b>	" "	<b>Total du trafic marchandises transportées(1)</b>
36			4 452	18 860	" "	Déchargées du wagon au Canada
44			588	8 175	" "	Remises aux autres chemins de fer au Canada
			34	12 443	" "	Remises au réseau des Etats-Unis
					" "	
					" "	<b>620. Autres produits finaux:</b>
	1		5	491	wagon	Nombre de wagons chargés
	57		136	7 129	tonnes métriques	Chargées sur wagons au Canada
9			255	1 122	" "	En provenance d'autres chemins de fer au Canada
					" "	En provenance des Etats-Unis:
			5 237	18 969	" "	A destination du Canada
				587	" "	A destination des Etats-Unis
9	57		<b>5 828</b>	<b>27 787</b>	" "	<b>Total du trafic marchandises transportées(1)</b>
			4 809	18 326	" "	Déchargées du wagon au Canada
9	57		597	4 215	" "	Remises aux autres chemins de fer au Canada
			222	5 247	" "	Remises au réseau des Etats-Unis
					" "	
					" "	<b>995. Total:</b>
417	418	1 168	15 555	169 663	wagon	Nombre de wagons chargés
7 961	3 787	14 856	311 982	3 317 215	tonnes métriques	Chargées sur wagons au Canada
71 863	9 072	154	208 484	652 511	" "	En provenance d'autres chemins de fer au Canada
					" "	En provenance des Etats-Unis:
			253 369	1 649 162	" "	A destination du Canada
				235 816	" "	A destination des Etats-Unis
<b>79 824</b>	<b>12 859</b>	<b>15 010</b>	<b>794 255</b>	<b>5 854 704</b>	" "	<b>Total du trafic marchandises transportées(1)</b>
3 680	3 969	14 765	351 323	3 571 922	" "	Déchargées du wagon au Canada
76 145	8 890	245	197 726	778 954	" "	Remises aux autres chemins de fer au Canada
			245 206	1 503 829	" "	Remises au réseau des Etats-Unis
					" "	
					" "	<b>Section VI:</b>
					" "	<b>Transports spéciaux (charge complète):</b>
					" "	<b>622. Conteneurs vides retournés à l'expéditeur (autres que rail-route):</b>
	7	15	363	2,053	wagon	Nombre de wagons chargés
	73	202	2 625	20 904	tonnes métriques	Chargées sur wagons au Canada
337	838		175	6 529	" "	En provenance d'autres chemins de fer au Canada
					" "	En provenance des Etats-Unis:
			3 535	18 915	" "	A destination du Canada
			700	8 273	" "	A destination des Etats-Unis
337	<b>911</b>	<b>202</b>	<b>7 035</b>	<b>54 621</b>	" "	<b>Total du trafic marchandises transportées(1)</b>
	380	202	2 419	35 055	" "	Déchargées du wagon au Canada
337	531		1 646	5 795	" "	Remises aux autres chemins de fer au Canada
			2 970	13 771	" "	Remises au réseau des Etats-Unis

Voir note(s) à la fin du tableau.

TABLE 2. Revenue Freight Carried by Railways Within Canada, 1983

Commodity		Class I - Classe I		Class II - Classe II				
		Canadian National Canadien National	Canadian Pacific Canadien Pacifique	Algoma Central	British Columbia Railway	Canada Southern (Consolidated Rail)	Chesapeake and Ohio	
<b>Special types of traffic (C.L.):</b>								
<b>624. Mixed carload freight, n.e.s.:</b>								
1	Number of railway cars loaded	carloads	368	106	-	1,386	169	155
2	Loaded onto railway cars in Canada	metric tonnes	11 206	2 002	-	25 596	2 427	4 648
3	Received from other railways in Canada	" "	1 180	144	-	225	15	767
	Received from United States rail:							
4	Destined to Canadian points	" "	900	8 819	-	-	19 420	43 123
5	Destined to United States points	" "	718	978	-	-	-	45 777
6	<b>Total freight traffic carried(1)</b>	" "	<b>14 004</b>	<b>11 943</b>	-	<b>25 821</b>	<b>21 862</b>	<b>94 315</b>
7	Unloaded from railway cars in Canada	" "	12 142	9 838	-	25 821	19 420	41 773
8	Delivered to other railways in Canada	" "	454	293	-	-	-	2 181
9	Delivered to United States rail connections	" "	1 409	1 812	-	-	2 442	50 362
<b>626. Freight forwarder and shipper association traffic:</b>								
10	Number of railway cars loaded	carloads	25,386	30,856	-	-	-	-
11	Loaded onto railway cars in Canada	metric tonnes	714 170	493 950	-	-	-	-
12	Received from other railways in Canada	" "	2 122	242	-	-	-	-
	Received from United States rail:							
13	Destined to Canadian points	" "	34	528	-	-	566	-
14	Destined to United States points	" "	132	-	-	-	-	-
15	<b>Total freight traffic carried(1)</b>	" "	<b>716 458</b>	<b>494 720</b>	-	-	<b>566</b>	-
16	Unloaded from railway cars in Canada	" "	703 524	471 917	-	-	566	-
17	Delivered to other railways in Canada	" "	12 688	22 789	-	-	-	-
18	Delivered to United States rail connections	" "	246	15	-	-	-	-
<b>628. Piggyback (T.O.F.C.) motor common carrier trailers (Plans I and V)(2):</b>								
19	Number of railway cars loaded	carloads	100,032	74,458	-	532	-	-
20	Loaded onto railway cars in Canada	metric tonnes	2 385 893	1 617 498	-	10 861	-	-
21	Received from other railways in Canada	" "	2 308	20	-	-	-	-
	Received from United States rail:							
22	Destined to Canadian points	" "	61 332	31 853	-	-	-	-
23	Destined to United States points	" "	516	614	-	-	-	-
24	<b>Total freight traffic carried(1)</b>	" "	<b>2 450 049</b>	<b>1 649 785</b>	-	<b>10 861</b>	-	-
25	Unloaded from railway cars in Canada	" "	2 389 227	1 632 068	-	10 861	-	-
26	Delivered to other railways in Canada	" "	402	376	-	-	-	-
27	Delivered to United States rail connections	" "	60 420	17 341	-	-	-	-
<b>630. Piggyback (C.O.F.C.) motor common carrier containers (Plans I and V)(2):</b>								
28	Number of railway cars loaded	carloads	63,456	90,876	-	-	-	-
29	Loaded onto railway cars in Canada	metric tonnes	2 175 566	2 887 450	-	-	-	-
30	Received from other railways in Canada	" "	4 479	-	-	-	-	-
	Received from United States rail:							
31	Destined to Canadian points	" "	115 646	184 866	-	-	-	-
32	Destined to United States points	" "	147	80	-	-	-	-
33	<b>Total freight traffic carried(1)</b>	" "	<b>2 295 838</b>	<b>3 072 396</b>	-	-	-	-
34	Unloaded from railway cars in Canada	" "	2 157 521	2 703 140	-	-	-	-
35	Delivered to other railways in Canada	" "	3	69	-	-	-	-
36	Delivered to United States rail connections	" "	138 314	369 187	-	-	-	-
<b>632. Piggyback (T.O.F.C.) other trailers (Plans III, IV and open tariff)(2):</b>								
37	Number of railway cars loaded	carloads	-	-	-	-	-	-
38	Loaded onto railway cars in Canada	metric tonnes	-	-	-	-	-	-
39	Received from other railways in Canada	" "	-	-	-	-	-	-
	Received from United States rail:							
40	Destined to Canadian points	" "	-	-	-	-	-	-
41	Destined to United States points	" "	-	-	-	-	-	-
42	<b>Total freight traffic carried(1)</b>	" "	-	-	-	-	-	-
43	Unloaded from railway cars in Canada	" "	-	-	-	-	-	-
44	Delivered to other railways in Canada	" "	-	-	-	-	-	-
45	Delivered to United States rail connections	" "	-	-	-	-	-	-
<b>634. Piggyback (C.O.F.C.) other containers (Plans III, IV and open tariff)(2):</b>								
46	Number of railway cars loaded	carloads	-	-	-	-	-	-
47	Loaded onto railway cars in Canada	metric tonnes	-	-	-	-	-	-
48	Received from other railways in Canada	" "	-	-	-	-	-	-
	Received from United States rail:							
49	Destined to Canadian points	" "	-	-	-	-	-	-
50	Destined to United States points	" "	-	-	-	-	-	-
51	<b>Total freight traffic carried(1)</b>	" "	-	-	-	-	-	-
52	Unloaded from railway cars in Canada	" "	-	-	-	-	-	-
53	Delivered to other railways in Canada	" "	-	-	-	-	-	-
54	Delivered to United States rail connections	" "	-	-	-	-	-	-

See footnote(s) at end of table.

TABLEAU 2. Marchandises payantes transportées par chemin de fer au Canada, 1983

Class II - Classe II				Grand total all Railways	Type de marchandise	No
Toronto, Hamilton and Buffalo	Ontario Northland	Quebec North Shore and Labrador	All other Tous autres	Total général tous chemins de fer		
					<b>Transports spéciaux (charge complète):</b>	
					<b>624. Chargements mixtes, n.d.a.:</b>	
-	8	864	11.662	14.718	wagon	1
-	127	14 174	268 460	328 640	tonnes métriques	2
-	3	542	1 401	4 277	" "	3
-	-	-	262 272	334 534	" "	4
-	-	-	16 834	64 307	" "	5
-	<b>130</b>	<b>14 716</b>	<b>548 967</b>	<b>731 758</b>	" "	<b>6</b>
-	62	14 716	273 128	396 900	" "	7
-	68	-	4 215	7 211	" "	8
-	-	-	271 624	327 649	" "	9
					<b>626. Trafic des maisons d'expédition et des groupements d'expéditeurs:</b>	
-	-	-	720	56.962	wagon	10
-	-	-	13 900	1 222 020	tonnes métriques	11
-	-	-	44 134	46 498	" "	12
-	-	-	-	-	" "	13
-	-	-	25 479	26 607	" "	14
-	-	-	-	132	" "	15
-	-	-	<b>83 513</b>	<b>1 295 257</b>	" "	<b>15</b>
-	-	-	49 508	1 225 515	" "	16
-	-	-	25 107	60 584	" "	17
-	-	-	8 699	9 160	" "	18
					<b>628. Piggyback-remorques (rail-route) des transporteurs publics (plans I et V)(2):</b>	
-	-	1.429	409	176.860	wagon	19
-	-	12 530	7 581	4 034 363	tonnes métriques	20
-	-	-	-	2 328	" "	21
-	-	-	-	92 985	" "	22
-	-	-	-	1 130	" "	23
-	-	<b>12 530</b>	<b>7 581</b>	<b>4 130 806</b>	" "	<b>24</b>
-	-	12 530	7 555	4 052 241	" "	25
-	-	-	-	778	" "	26
-	-	-	26	77 787	" "	27
					<b>630. Piggyback-conteneurs (rail-route) des transporteurs publics (plans I et V)(2):</b>	
-	-	-	-	154.332	wagon	28
-	-	-	-	5 063 016	tonnes métriques	29
-	-	-	-	4 479	" "	30
-	-	-	-	300 512	" "	31
-	-	-	-	227	" "	32
-	-	-	-	<b>5 368 234</b>	" "	<b>33</b>
-	-	-	-	4 860 661	" "	34
-	-	-	-	72	" "	35
-	-	-	-	507 501	" "	36
					<b>632. Piggyback-autres remorques (rail-route) (plans III, IV et tarif général)(2):</b>	
-	-	-	-	-	wagon	37
-	-	-	-	-	tonnes métriques	38
-	-	-	-	-	" "	39
-	-	-	-	-	" "	40
-	-	-	-	-	" "	41
-	-	-	-	-	" "	42
-	-	-	-	-	" "	43
-	-	-	-	-	" "	44
-	-	-	-	-	" "	45
					<b>634. Piggyback-autres conteneurs (rail-route) (plans III, IV et tarif général)(2):</b>	
-	-	-	-	-	wagon	46
-	-	-	-	-	tonnes métriques	47
-	-	-	-	-	" "	48
-	-	-	-	-	" "	49
-	-	-	-	-	" "	50
-	-	-	-	-	" "	51
-	-	-	-	-	" "	52
-	-	-	-	-	" "	53
-	-	-	-	-	" "	54

Voir note(s) à la fin du tableau.

TABLE 2. Revenue Freight Carried by Railways Within Canada, 1983

Commodity	No.		Class I - Classe I		Class II - Classe II			
			Canadian National Canadien National	Canadian Pacific Canadien Pacifique	Algoma Central	British Columbia Railway	Canada Southern (Consolidated Rail)	Chesapeake and Ohio
<b>Special types of traffic (C.L.):</b>								
<b>996. Total:</b>								
1	Number of railway cars loaded	carloads	190,575	196,617	-	1,918	183	155
2	Loaded onto railway cars in Canada	metric tonnes	5 300 594	5 005 034	-	38 457	2 538	4 648
3	Received from other railways in Canada	" "	12 622	2 722	-	225	200	913
4	Received from United States rail:							
4	Destined to Canadian points	" "	185 453	232 567	-	-	20 963	43 285
5	Destined to United States points	" "	5 778	3 755	-	-	-	47 001
6	<b>Total freight traffic carried(1)</b>	" "	<b>5 504 447</b>	<b>5 244 078</b>	<b>-</b>	<b>36 682</b>	<b>23 701</b>	<b>95 847</b>
7	Unloaded from railway cars in Canada	" "	5 282 969	4 828 059	-	36 682	20 138	42 024
8	Delivered to other railways in Canada	" "	14 276	25 111	-	-	912	2 236
9	Delivered to United States rail connections	" "	207 201	390 909	-	-	2 653	51 586
<b>997. Grand total, carload traffic:</b>								
10	Number of railway cars loaded	carloads	1,452,871	1,118,817	33,674	144,347	7,940	24,333
11	Loaded onto railway cars in Canada	metric tonnes	84 932 194	70 792 326	2 411 297	8 284 406	349 429	1 622 483
12	Received from other railways in Canada	" "	6 856 331	4 756 306	380 111	198 310	1 019 585	180 891
13	Received from United States rail:							
13	Destined to Canadian points	" "	3 000 884	3 817 177	-	-	447 678	380 017
14	Destined to United States points	" "	1 687 636	1 150 239	-	-	-	908 770
15	<b>Total freight traffic carried(1)</b>	" "	<b>96 477 045</b>	<b>80 516 048</b>	<b>2 791 408</b>	<b>8 482 716</b>	<b>1 816 692</b>	<b>3 092 161</b>
16	Unloaded from railways cars in Canada	" "	76 058 848	64 706 427	1 830 158	5 499 144	273 639	573 555
17	Delivered to other railways in Canada	" "	3 976 241	4 015 082	961 250	2 916 835	438 939	764 634
18	Delivered to United States rail connections	" "	16 441 956	11 794 538	-	66 737	1 104 115	1 753 972
<b>Section VII:</b>								
<b>Non-carload freight:</b>								
<b>640. Non-carload shipments (L.C.L. express, etc.):</b>								
19	Number of railway cars loaded	carloads	-	-	-	-	-	-
20	Loaded onto railway cars in Canada	metric tonnes	25 018	-	154	8 948	-	-
21	Received from other railways in Canada	" "	-	-	-	-	-	-
22	Received from United States rail:							
22	Destined to Canadian points	" "	-	-	-	-	-	-
23	Destined to United States points	" "	1	-	-	-	-	-
24	<b>Total freight traffic carried(1)</b>	" "	<b>25 019</b>	<b>-</b>	<b>154</b>	<b>8 948</b>	<b>-</b>	<b>-</b>
25	Unloaded from railway cars in Canada	" "	25 018	-	154	8 948	-	-
26	Delivered to other railways in Canada	" "	-	-	-	-	-	-
27	Delivered to United States rail connections	" "	1	-	-	-	-	-
<b>998. Grand total, carload and non-carload traffic:</b>								
28	Number of railway cars loaded	carloads	-	-	-	-	-	-
29	Loaded onto railway cars in Canada	metric tonnes	84 957 212	70 792 326	2 411 451	8 293 355	349 429	1 622 483
30	Received from other railways in Canada	" "	6 856 331	4 756 306	380 111	198 310	1 019 585	180 891
31	Received from United States rail:							
31	Destined to Canadian points	" "	3 000 884	3 817 177	-	-	447 678	380 017
32	Destined to United States points	" "	1 687 637	1 150 239	-	-	-	908 770
33	<b>Total freight traffic carried(1)</b>	" "	<b>96 502 064</b>	<b>80 516 048</b>	<b>2 791 562</b>	<b>8 491 665</b>	<b>1 816 692</b>	<b>3 092 161</b>
34	Unloaded from railway cars in Canada	" "	76 083 866	64 706 427	1 830 312	5 508 093	273 639	573 555
35	Delivered to other railways in Canada	" "	3 976 241	4 015 082	961 250	2 916 835	438 939	764 634
36	Delivered to United States rail connections	" "	16 441 957	11 794 538	-	66 737	1 104 115	1 753 972


(1) Includes all traffic carried by each individual railway. Traffic received from other railways in Canada will thus also be included in the totals for one or more other railways.  
 (2) Excludes railway-owned (Plan II) trailers and containers for which data are included under appropriate commodities according to trailer or container contents.

TABLEAU 2. Marchandises payantes transportées par chemin de fer au Canada, 1983

Class II - Classe II				Grand total all Railways Total général tous chemins de fer	Type de marchandise	No	
Toronto, Hamilton and Buffalo	Ontario Northland	Quebec North Shore and Labrador	All other Tous autres				
<b>Transports spéciaux (charge complète):</b>							
<b>996. Total:</b>							
-	15	2,308	13,154	404,925	wagon	Nombre de wagons chargés	1
-	200	26 906	292 565	10 668 942	tonnes métriques	Chargées sur wagons au Canada	2
337	841	542	45 711	64 113	" "	En provenance d'autres chemins de fer au Canada	3
-	-	-	291 285	773 553	" "	En provenance des Etats-Unis:	
-	-	-	17 534	74 068	" "	A destination du Canada	4
-	-	-	-	-	" "	A destination des Etats-Unis	5
337	1 041	27 448	647 095	11 580 676	" "	<b>Total du trafic marchandises transportées(1)</b>	6
-	442	27 448	332 610	10 570 372	" "	Déchargées du wagon au Canada	7
337	599	-	30 967	74 438	" "	Remises aux autres chemins de fer au Canada	8
-	-	-	283 519	935 868	" "	Remises au réseau des Etats-Unis	9
<b>997. Total du trafic, charge complète:</b>							
5,499	40,185	122,431	334,413	3,284,510	wagon	Nombre de wagons chargés	10
305 881	3 168 353	12 178 571	25 189 984	209 234 924	tonnes métriques	Chargées sur wagons au Canada	11
1 589 940	1 129 192	4 217 641	7 522 011	27 850 318	" "	En provenance d'autres chemins de fer au Canada	12
-	-	-	1 716 952	9 362 708	" "	En provenance des Etats-Unis:	
-	-	-	485 718	4 232 363	" "	A destination du Canada	13
-	-	-	-	-	" "	A destination des Etats-Unis	14
1 895 821	4 297 545	16 396 212	34 914 665	250 680 313	" "	<b>Total du trafic marchandises transportées(1)</b>	15
934 141	1 145 351	12 169 245	25 062 319	188 252 827	" "	Déchargées du wagon au Canada	16
961 680	3 152 195	4 226 967	5 973 342	27 387 165	" "	Remises aux autres chemins de fer au Canada	17
-	-	-	3 879 004	35 040 322	" "	Remises au réseau des Etats-Unis	18
<b>Section VII:</b>							
<b>Trafic des chargements de détail:</b>							
<b>640. Livraisons de marchandises de détail</b>							
<b>(tarifs grande et petite vitesse):</b>							
-	-	17 701	2 632	54 453	wagon	Nombre de wagons chargés	19
338	-	43	2	383	tonnes métriques	Chargées sur wagons au Canada	20
-	-	-	178	178	" "	En provenance d'autres chemins de fer au Canada	21
-	-	-	12	13	" "	En provenance des Etats-Unis:	
-	-	-	-	-	" "	A destination du Canada	22
338	-	17 744	2 824	55 027	" "	A destination des Etats-Unis	23
-	-	-	-	-	" "	<b>Total du trafic marchandises transportées(1)</b>	24
-	-	17 153	2 657	53 930	" "	Déchargées du wagon au Canada	25
338	-	591	29	958	" "	Remises aux autres chemins de fer au Canada	26
-	-	-	138	139	" "	Remises au réseau des Etats-Unis	27
<b>998. Total, charges complètes et chargements de détail:</b>							
305 881	3 168 353	12 196 272	25 192 618	209 289 380	wagon	Nombre de wagons chargés	28
1 590 278	1 129 192	4 217 684	7 522 013	27 850 701	tonnes métriques	Chargées sur wagons au Canada	29
-	-	-	1 717 131	9 362 887	" "	En provenance d'autres chemins de fer au Canada	30
-	-	-	485 728	4 232 374	" "	En provenance des Etats-Unis:	
-	-	-	-	-	" "	A destination du Canada	31
1 896 159	4 297 545	16 413 956	34 917 490	250 735 342	" "	A destination des Etats-Unis	32
-	-	-	-	-	" "	<b>Total du trafic marchandises transportées(1)</b>	33
934 141	1 145 351	12 186 398	25 064 976	188 306 758	" "	Déchargées du wagon au Canada	34
962 019	3 152 195	4 227 558	5 973 372	27 388 125	" "	Remises aux autres chemins de fer au Canada	35
-	-	-	3 879 142	35 040 461	" "	Remises au réseau des Etats-Unis	36

(1) Comprend l'ensemble du trafic marchandises effectué par chaque société ferroviaire individuelle. Les marchandises provenant d'autres sociétés ferroviaires du Canada seront ainsi également incluses dans les totaux pour une société ferroviaire ou plus.

(2) Non compris les remorques et conteneurs qui sont la propriété des compagnies ferroviaires (plan II) et dont le fret a été classé par type de marchandise suivant le contenu de la remorque ou conteneur.



## AVAILABLE PUBLICATIONS

Publications produced by the Transportation and Communications Division dealing with Railway Transport Statistics.

### Catalogue

#### Periodical

- 52-001 **Railway Carloadings (Monthly), Bil.**  
Cars and tonnes of revenue freight loaded in Eastern and Western Canada, by 70 commodities.
- 52-003 **Railway Operating Statistics (Monthly), Bil.**  
Financial, traffic and operating statistics of railways in Canada.
- 52-004 **Railway Transport Service Bulletin (Occasional), Bil.**  
Summary releases in advance of regular publications and results of special studies.

#### Annual

- 52-205 **Railway Freight Traffic, Bil.**  
Revenue freight carried in Canada, by province and region with details for more than 300 commodities.
- 52-207 **Railway Transport: Part I, Bil. (Last issue 1981)**  
Comparative summary statistics — latest five years. Includes accident statistics.
- 52-208 **Railway Transport: Part II, Bil. (Last issue 1981)**  
Financial Statistics.
- 52-209 **Railway Transport: Part III, Bil. (Last issue 1981)**  
Equipment, track and fuel statistics.
- 52-210 **Railway Transport: Part IV, Bil. (Last issue 1981)**  
Operating and traffic statistics.
- 52-211 **Railway Transport in Canada — Commodity Statistics, Bil. formerly called: Railway Transport, Part V.**  
Freight carried by principal commodity classes.
- 52-212 **Railway Transport: Part VI, Bil. (Last issue 1981)**

## CHOIX DE PUBLICATIONS

Publications produites par la Division de transports et des communications sur la statistique du transport ferroviaire.

### Catalogue

#### Périodiques

- 52-001 **Chargements ferroviaires (mensuel), Bil.**  
Nombre de wagons chargés et volume du fret payant chargé dans l'est et l'ouest du Canada, pour 70 produits.
- 52-003 **Statistique de l'exploitation ferroviaire (mensuel), Bil.**  
Statistiques des finances, du trafic et de l'exploitation des transporteurs ferroviaires du Canada.
- 52-004 **Bulletin de service sur le transport par rail (hors série), Bil.**  
Communiqués paraissant avant la publication des bulletins réguliers et résultats d'études spéciales.

#### Annuelles

- 52-205 **Trafic-marchandises ferroviaire. Bil.**  
Fret payant transporté par province et région, avec détails pour plus de 300 produits.
- 52-207 **Transport ferroviaire: Partie I, Bil. (Dernière édition 1981)**  
Résumé comparatif des statistiques — cinq dernières années. Statistiques des accidents.
- 52-208 **Transport ferroviaire: Partie II, Bil. (Dernière édition 1981)**  
Statistiques de la situation financière.
- 52-209 **Transport ferroviaire: Partie III, Bil. (Dernière édition 1981)**  
Statistiques du matériel, des voies et du carburant.
- 52-210 **Transport ferroviaire: Partie IV, Bil. (Dernière édition 1981)**  
Statistiques de l'exploitation et du trafic.
- 52-211 **Transport ferroviaire du Canada — Statistiques sur les marchandises, Bil. autrefois appelée: Transport ferroviaire: Partie V Bil.**  
Marchandises transportées, par grands groupes de produits.
- 52-212 **Transport ferroviaire: Partie VI, Bil. (Dernière édition 1981)**

**Catalogue**

- Employment statistics.
- 52-213 Canadian National Railways and Canadian Pacific Limited, Bil. (Last issue 1981)
- Financial and operating statistics of the entire systems — latest five years.
- 52-214 Railway Transport, (Annual), Bil.
- Railway commodity origin and destination statistics.
- 52-215 Railway Transport in Canada, — General Statistics First issue, Bil.
- Bil. — Bilingual


In addition to the selected publications listed above, Statistics Canada publishes a wide range of statistical reports on Canadian economic and social affairs. A comprehensive catalogue of all current publications is available free on request from Statistics Canada, Ottawa (Canada), K1A 0T6.


**Catalogue**

- Statistiques de l'emploi.
- 52-213 Les chemins de fer Nationaux du Canada et Canadien Pacifique Limitée, Bil. (Dernière édition 1981)
- Statistiques de la situation financière et de l'exploitation de l'ensemble des systèmes — cinq dernières années.
- 52-214 Transport ferroviaire, (annuel), Bil.
- Statistique sur l'origine et la destination des marchandises transportées par chemin de fer.
- 52-215 Transport ferroviaire du Canada, — Statistics générales première édition, bil.
- Bil. — Bilingue

Outre les publications énumérées ci-dessus, Statistique Canada publie une grande variété de bulletins statistiques sur la situation économique et social du Canada. On peut se procurer gratuitement un catalogue complet des publications courantes en s'adressant à Statistique Canada, Ottawa (Canada), K1A 0T6.







DATE DUE  
DATE DE RETOUR

<del>DEC-3 1985</del>		
MAY 28 1986	COMR	
SEP -3 1986	ella	
SEP 24 1986		
MAY -4 1993		

STATISTICS CANADA LIBRARY  
BIBLIOTHÈQUE STATISTIQUE CANADA



1010702695