


85.901
C16
D
1958
P+L

e-2

CATALOGUE No.
52-212
ANNUAL



RAILWAY TRANSPORT

1958

PART VI

(Employment Statistics)

Published by Authority of
The Honourable Gordon Churchill, Minister of Trade and Commerce

DOMINION BUREAU OF STATISTICS
Public Finance and Transportation Division
Transportation and Public Utilities Section

August, 1959
S504-S29


Price 25 cents

385.971

C16

D

1958 Pt. 6



Reports Published by the
 Public Finance and Transportation Division
 dealing with
RAILWAY TRANSPORT STATISTICS



Catalogue number	Title	Price
52-001	Carloadings (Four times a month)	10¢ copy, \$3 year
52-002	Railway Freight Traffic (Monthly)	20¢ copy, \$2 year
52-003	Railway Operating Statistics (Monthly).....	20¢ copy, \$2 year
52-201	Canadian National Railways. 1923 to date (Annual)	50¢
52-202	Canadian Pacific Railway Company. 1923 to date (Annual).....	50¢
52-204	Express Statistics (Annual)	25¢
52-205	Railway Freight Traffic. Summary of monthly reports (Annual).....	\$1.00
52-206	Railway Operating Statistics. Summary of monthly reports (Annual)	25¢

Railway Transport – Published in six parts (Annual)


52-207	Railway Transport: Part I Comparative summary statistics.....	50¢
52-208	Railway Transport: Part II Financial statistics	75¢
52-209	Railway Transport: Part III Equipment, track and fuel statistics	50¢
52-210	Railway Transport: Part IV Operating and traffic statistics	50¢
52-211	Railway Transport: Part V Freight carried by principal commodity classes	\$1.50
52-212	Railway Transport: Part VI Employment statistics	25¢
52-501	Railway Employees and Their Compensation. Comparative data 1926 to 1951. Reference paper No. 38	25¢

Subscription orders should be sent to the Information Services Division, Dominion Bureau of Statistics, Ottawa, Canada, with enclosed remittances made payable to the Receiver General of Canada.

AUG 27 1959

TABLE OF CONTENTS

	Page
Introduction.....	5
Employees and Their Compensation:	
Table 1. Canadian National Railways	6
Table 2. Canadian Pacific Railway Company.....	8
Table 3. Class II Railways	10
Table 4. Class I and II Railways	12
Table 5. Class III and IV Railways	14
Table 6. Summary all Railways.....	14



RAILWAY TRANSPORT

1958

PART VI

(Employment Statistics)

Employment statistics of railways in Canada are being published and distributed for the first time in 1958 as a separate part of the annual Railway Transport report. Formerly, these data were released as a special statement prior to other portions of the annual report and given out on a request basis only. Later in the year they were incorporated in Part II of the five part report relating to the railway industry.

Railway employment statistics contained herein have been reported in accordance with the "Canadian Classification of Railway Employees and Their Compensation" which became effective January 1, 1956.

In conformity with the rules governing this classification, holidays and part holidays not worked, vacations, absences on leave, etc., whether paid for or not, are excluded from "time on duty".

Presented on pages 6 to 9 of this report are employment statistics of the two class I carriers, the Canadian National Railways and the Canadian Pacific Railway Company, while on pages 10 and 11 are those of nineteen class II railways (others having average gross revenues of \$500,000 or more annually). Details of class III and IV roads (those averaging less than \$500,000 annually and terminal, bridge, tunnel and pullman companies) are given in condensed form on page 14.

During 1958 the Canadian National Railways reported an average of 104,103 employees on payroll, down 9.3 per cent from 114,750 in 1957. The number of hours on duty decreased 8.9 per cent to 211,301,404 from 231,921,128 and the annual wage bill declined 4.2 per cent to \$407,095,996 as against \$425,030,402 a year earlier. Though the average number of hours worked increased slightly to 2,030

in 1958 from 2,021 in 1957, hourly wage rates increased to an average \$1.93 per hour in contrast to \$1.83 a year ago and the average annual salary was \$3,911 compared with \$3,704. Of the 104,103 persons employed by the C.N.R. in 1957, an average of 17,957 were classified as general; 20,322 as way and structures; 21,224 as equipment; 28,109 as transportation; and 16,491 were engaged in other operations such as communications, express, cartage, highway transport (rail) services, hotels, etc.

The Canadian Pacific Railway Company employed an average 76,509 persons during 1958, an 8.2 per cent decline from 83,348 in 1957. Total hours worked fell 7.0 per cent to 153,596,993 from 165,218,843 and total wages and salaries dropped 2.6 per cent to \$294,474,498 from \$302,481,710. C.P.R. employees in 1958 were on duty an average of 2,008 hours (1,982 in 1957) and earned an average \$1.92 (\$1.83) per hour or \$3,849 (\$3,629) per year. A breakdown of the 1958 total by occupational classes shows the following: 12,331 in general; 13,164 in way and structures; 16,017 in equipment; 19,975 in transportation; and 15,022 in other operations.

Employment of class II railways declined during 1958 to 11,246 persons from 12,799 a year earlier. While the average number of hours on duty decreased to 2,160 from 2,238, the average hourly pay rate rose 13 cents to \$2.17 from \$2.04 and the average annual salary was \$4,689 as against \$4,567 in 1957.

The average number of persons employed by all common carrier railways operating in Canada in 1958 amounted to 192,809, a 9.2 per cent drop from the 212,426 engaged in the industry a year ago. During 1958, employees averaged 2,029 hours on duty and earned an average \$1.94 per hour or \$3,931 per year. The comparative 1957 averages were 2,018 hours, \$1.85 per hour or \$3,726 per year.

June 18, 1959.

TABLE 1. Employees and their Compensation, 1958 - Canadian National Railways

No.	Division	Number of employees (monthly average) ¹	Time on duty (hours)	Total compensation	Average hours worked	Average salaries and wages	
						Per hour	Per year
				\$		\$	\$
General							
1	Executives, officers and assistants	1,249	2,637,910	9,857,288	2,112	3.74	7,892
2	Professional and sub-professional assistants	1,200	2,552,368	6,221,245	2,044	2.44	5,184
3	Chief, assistant chief and supervisory clerks	850	1,762,993	4,115,955	2,074	2.33	4,842
4	Clerks, stenographers and office machine operators	10,958	22,114,652	39,233,652	2,018	1.77	3,580
5	Telephone switchboard operators, office boys and sorters	494	930,735	1,197,433	1,884	1.29	2,424
6	Janitors and other building attendants	755	1,459,710	2,183,612	1,933	1.50	2,892
7	Service vehicle operators	163	345,239	606,376	2,118	1.76	3,720
8	Miscellaneous trades workers	56	110,925	204,497	1,981	1.84	3,652
9	Police inspectors, sergeants, special agents and investigators	114	231,020	576,164	2,026	2.49	5,054
10	Constables and policemen	470	924,103	1,791,412	1,966	1.94	3,812
11	Stores general foremen, foremen and assistants	160	322,136	661,918	2,013	2.05	4,137
12	Storemen and stores labourers (non-clerical)	1,488	2,841,562	4,730,694	1,910	1.66	3,179
	Total	17,957	36,233,353	71,380,246	2,018	1.97	3,975
Way and Structures							
13	B. & B. masters, roadmasters and assistants	410	869,155	2,348,265	2,120	2.70	5,727
14	Maintenance of way and scale inspectors	48	105,993	226,647	2,208	2.13	4,722
15	B. & B. department foremen	357	699,586	1,549,050	1,960	2.21	4,339
16	B. & B. carpenters and bridgemen	1,552	3,034,113	5,552,569	1,955	1.83	3,578
17	Blacksmiths, pipefitters and tinsmiths	186	366,592	787,259	1,971	2.15	4,233
18	Masons, painters and other journeymen	563	1,110,576	2,155,298	1,973	1.94	3,828
19	Helpers, B. & B. department	252	536,169	979,570	2,128	1.83	3,887
20	Labourers, bridge, building and signal	449	893,955	1,343,534	1,991	1.50	2,992
21	Work equipment operators and helpers	724	1,831,333	3,632,490	2,529	1.98	5,017
22	Pumpmen	29	54,501	99,267	1,879	1.82	3,423
23	Extra gang and snow plow foremen	224	674,082	1,462,840	3,009	2.17	6,531
24	Section foremen	2,732	5,600,426	10,352,433	2,050	1.85	3,789
25	Labourers, extra gang	3,569	9,213,544	10,150,767	2,582	1.10	2,844
26	Sectionmen	8,545	16,737,037	26,223,708	1,959	1.56	3,069
27	General and assistant general foremen and inspectors (signal and electrical transmission)	38	80,176	216,525	2,110	2.70	5,698
28	Foremen, signal and electrical transmission	51	104,320	259,332	2,045	2.48	5,085
29	Signal and interlocker maintainers and helpers	578	1,169,380	2,278,452	2,023	1.95	3,942
30	Linemen and groundmen, electrical transmission	15	29,693	59,630	1,980	2.01	3,975
	Total	20,322	43,110,631	69,677,636	2,121	1.62	3,429
Equipment							
31	General foremen, foremen and assistant foremen	1,843	3,769,256	9,184,265	2,045	2.44	4,983
32	Blacksmiths	251	473,783	1,008,205	1,888	2.13	4,017
33	Boilermakers	484	913,872	1,987,099	1,888	2.17	4,106
34	Carmen, coach and locomotive	1,523	2,768,722	5,959,025	1,818	2.15	3,913
35	Carmen, freight	3,999	7,974,901	16,461,339	1,994	2.06	4,116
36	Electrical workers	1,133	2,248,880	4,815,978	1,985	2.14	4,251
37	Machinists	2,363	4,513,445	9,765,698	1,910	2.16	4,133
38	Moulders	26	46,852	103,039	1,802	2.20	3,963
39	Pipefitters and sheet metal workers	875	1,675,129	3,619,899	1,914	2.16	4,137
40	Helpers to mechanics	3,334	6,302,812	11,538,297	1,890	1.83	3,461
41	Apprentices	969	1,838,463	2,876,407	1,897	1.56	2,968
42	Coach cleaners	925	1,876,573	2,994,883	2,029	1.60	3,238
43	Classified labourers (shops, enginehouses and power plants)	2,088	4,263,166	7,031,543	2,042	1.65	3,368
44	Unclassified labourers (shops, enginehouses and power plants)	962	1,724,622	2,721,048	1,793	1.58	2,828
45	Stationary engineers, firemen and oilers	449	854,271	1,542,577	1,903	1.80	3,436
	Total	21,224	41,244,747	81,609,302	1,943	1.98	3,845

See footnote at end of table.

TABLE 1. Employees and their Compensation, 1958 - Canadian National Railways - Concluded

No.	Division	Number of employees (monthly average) ¹	Time on duty (hours)	Total compensation	Average hours worked	Average salaries and wages	
						Per hour	Per year
						\$	\$
Transportation							
46	Chief train despatchers	78	176, 251	601, 850	2, 260	3.41	7, 716
47	Train despatchers	302	638, 183	1, 953, 089	2, 113	3.06	6, 467
48	Supervisory agents and assistants	323	684, 938	1, 495, 907	2, 120	2.18	4, 631
49	Agents and caretaker agents at small stations (non-telegraphers)	155	343, 540	597, 094	2, 216	1.74	3, 852
50	Station agents, telegraphers and telephoners	3, 586	7, 515, 356	14, 916, 077	2, 096	1.98	4, 160
51	Levermen (non-telegraphers) at interlockers	70	144, 851	287, 861	2, 069	1.99	4, 112
52	Baggage, parcel room and station attendants	466	957, 578	1, 509, 238	2, 055	1.58	3, 239
53	General foremen and foremen in freight sheds	331	669, 122	1, 325, 886	2, 022	1.98	4, 006
54	Freight handlers and freight shed operators	2, 457	4, 369, 850	7, 540, 336	1, 778	1.72	3, 069
55	Labourers	585	1, 084, 449	1, 693, 691	1, 854	1.56	2, 895
56	Dining car and restaurant inspectors	156	309, 825	725, 665	1, 986	2.34	4, 652
57	Dining car stewards, chefs, cooks and waiters	746	1, 612, 193	2, 521, 676	2, 161	1.56	3, 380
58	Restaurant managers, chefs, cooks and waiters	399	1, 084, 803	1, 280, 367	2, 719	1.18	3, 209
59	News agents	—	—	—	—	—	—
60	Sleeping and parlour car conductors	81	196, 799	375, 170	2, 430	1.91	4, 632
61	Porters and other train attendants	627	1, 390, 099	2, 013, 160	2, 217	1.45	3, 211
62	Bridge operators	84	184, 465	336, 225	2, 196	1.82	4, 003
63	Crossing watchmen and gatemen	374	791, 246	1, 222, 990	2, 116	1.55	3, 270
64	Floating equipment employees	408	745, 271	1, 570, 518	1, 827	2.11	3, 849
	Sub-total	11, 228	22, 898, 819	41, 966, 800	2, 039	1.83	3, 738
65	Yardmasters and assistants	372	1, 070, 890	2, 856, 223	2, 879	2.67	7, 678
66	Switch tenders	228	546, 889	1, 010, 570	2, 399	1.85	4, 432
67	Hostlers	356	685, 090	1, 363, 786	1, 924	1.99	3, 831
	Sub-total	956	2, 302, 869	5, 230, 579	2, 409	2.27	5, 471
68	Road passenger conductors	440	911, 762	2, 642, 511	2, 072	2.90	6, 006
69	Road freight conductors	1, 281	2, 654, 910	7, 402, 399	2, 073	2.79	5, 779
70	Road passenger brakemen and baggagemen	1, 100	1, 866, 288	4, 738, 881	1, 697	2.54	4, 308
71	Road freight brakemen	3, 179	5, 331, 349	12, 893, 696	1, 677	2.42	4, 056
72	Yard foremen	1, 086	2, 517, 918	5, 996, 493	2, 318	2.38	5, 522
73	Yard helpers	2, 463	5, 090, 986	11, 003, 200	2, 067	2.16	4, 467
74	Road passenger engineers and motormen	531	940, 062	3, 896, 139	1, 770	4.14	7, 337
75	Road freight engineers and motormen	1, 541	2, 946, 456	9, 202, 584	1, 912	3.12	5, 972
76	Yard engineers and motormen	984	2, 669, 352	6, 310, 764	2, 713	2.36	6, 413
77	Road passenger firemen and helpers	514	835, 086	2, 964, 190	1, 625	3.55	5, 767
78	Road freight firemen and helpers	1, 720	2, 946, 605	7, 607, 581	1, 713	2.58	4, 423
79	Yard firemen and helpers	1, 086	2, 657, 358	5, 348, 788	2, 447	2.01	4, 925
	Sub-total	15, 925	31, 368, 132	80, 007, 226	1, 970	2.55	5, 024
	Total	28, 109	56, 569, 820	127, 204, 605	2, 013	2.25	4, 525
	Total divisions 1 to 79	87, 612	177, 158, 551	349, 871, 789	2, 022	1.97	3, 993
Other Operations							
80	Communications	5, 829	12, 150, 861	21, 053, 870	2, 085	1.73	3, 612
81	Express	5, 995	12, 375, 054	22, 254, 851	2, 064	1.80	3, 712
82	Cartage	—	—	—	—	—	—
83	Highway transport (rail)	840	1, 695, 053	2, 955, 209	2, 018	1.74	3, 518
84	Outside operations	3, 827	7, 921, 885	10, 960, 277	2, 070	1.38	2, 864
	Total	16, 491	34, 142, 853	57, 224, 207	2, 070	1.68	3, 470
	Grand total	104, 103	211, 301, 404	407, 095, 996²	2, 030	1.93	3, 911
85	Number of female employees (monthly average)	5, 062	—	—	—	—	—
86	Salaries and wages charged to operating expenses	—	—	357, 564, 327	—	—	—

¹ Average of counts made each month.² Includes \$1,010,565 paid to employees domiciled outside Canada and charged to the Canadian System.

TABLE 2. Employees and their Compensation, 1958 - Canadian Pacific Railway Company

No.	Division	Number of employees (monthly average) ¹	Time on duty (hours)	Total compensation	Average hours worked	Average salaries and wages	
						Per hour	Per year
				\$		\$	\$
General							
1	Executives, officers and assistants	991	2,097,956	9,236,671	2,117	4.40	9,320
2	Professional and sub-professional assistants	381	778,916	2,072,895	2,044	2.66	5,441
3	Chief, assistant chief and supervisory clerks	846	1,749,334	4,242,368	2,068	2.43	5,015
4	Clerks, stenographers and office machine operators	8,002	15,979,414	28,062,084	1,997	1.76	3,507
5	Telephone switchboard operators, office boys and sorters	392	788,866	918,666	2,012	1.16	2,344
6	Janitors and other building attendants	439	877,136	1,163,767	1,998	1.33	2,651
7	Service vehicle operators	37	76,660	138,700	2,072	1.81	3,749
8	Miscellaneous trades workers	35	67,079	129,466	1,917	1.93	3,699
9	Police inspectors, sergeants, special agents and investigators	124	267,558	636,526	2,158	2.38	5,133
10	Constables and policemen	426	857,902	1,718,057	2,014	2.00	4,033
11	Stores general foremen, foremen and assistants	96	197,222	430,322	2,054	2.18	4,483
12	Storemen and stores labourers (non-clerical)	562	1,086,962	1,874,118	1,934	1.72	3,335
	Total	12,331	24,825,005	50,623,640	2,013	2.04	4,105
Way and Structures							
13	B. & B. masters, roadmasters and assistants	348	868,555	1,983,267	2,496	2.28	5,699
14	Maintenance of way and scale inspectors	7	16,304	34,833	2,329	2.14	4,976
15	B. & B. department foremen	216	426,587	934,231	1,975	2.19	4,325
16	B. & B. carpenters and bridgemen	937	1,815,201	3,330,913	1,937	1.84	3,555
17	Blacksmiths, pipefitters and tinsmiths	105	221,524	443,700	2,110	2.00	4,226
18	Masons, painters and other journeymen	277	538,212	1,043,561	1,943	1.94	3,767
19	Helpers, B. & B. department	68	131,576	218,690	1,935	1.66	3,216
20	Labourers, bridge, building and signal	302	593,188	865,867	1,964	1.46	2,867
21	Work equipment operators and helpers	411	885,323	1,709,857	2,154	1.93	4,160
22	Pumpmen	17	31,595	51,740	1,859	1.64	3,044
23	Extra gang and snow plow foremen	119	253,875	534,966	2,133	2.11	4,496
24	Section foremen	2,233	4,420,797	8,090,379	1,980	1.83	3,623
25	Labourers, extra gang	1,577	3,392,623	3,758,421	2,151	1.11	2,383
26	Sectionmen	6,097	11,921,494	18,300,147	1,955	1.54	3,002
27	General and assistant general foremen and inspectors (signal and electrical transmission)	18	41,125	102,761	2,285	2.50	5,709
28	Foremen, signal and electrical transmission	33	64,404	161,158	1,952	2.50	4,884
29	Signal and interlocker maintainers and helpers	384	888,749	1,605,276	2,314	1.81	4,180
30	Linemen and groundmen, electrical transmission	15	29,424	56,741	1,962	1.93	3,783
	Total	13,164	26,540,556	43,226,508	2,016	1.63	3,284
Equipment							
31	General foremen, foremen and assistant foremen	884	1,913,048	5,110,944	2,164	2.67	5,782
32	Blacksmiths	145	270,180	589,622	1,863	2.18	4,066
33	Boilermakers	258	496,991	1,078,215	1,926	2.17	4,179
34	Carmen, coach and locomotive	1,014	1,932,797	4,144,030	1,906	2.14	4,087
35	Carmen, freight	3,198	6,203,746	12,733,295	1,940	2.05	3,982
36	Electrical workers	702	1,391,156	2,967,153	1,982	2.13	4,227
37	Machinists	1,623	3,081,529	6,673,721	1,899	2.17	4,112
38	Moulders	28	45,545	106,597	1,627	2.34	3,807
39	Pipefitters and sheet metal workers	493	929,624	2,006,359	1,886	2.16	4,070
40	Helpers to mechanics	3,064	5,952,022	10,729,516	1,943	1.80	3,502
41	Apprentices	574	1,094,297	1,663,755	1,906	1.52	2,899
42	Coach cleaners	874	1,717,584	2,721,898	1,965	1.58	3,114
43	Classified labourers (shops, enginehouses and power plants)	1,323	2,630,179	4,052,310	1,988	1.54	3,063
44	Unclassified labourers (shops, enginehouses and power plants)	1,546	2,988,522	4,607,138	1,933	1.54	2,980
45	Stationary engineers, firemen and oilers	291	604,126	1,129,140	2,076	1.87	3,880
	Total	16,017	31,251,346	60,313,693	1,951	1.93	3,766

See footnote at end of table.

TABLE 2. Employees and their Compensation, 1958 - Canadian Pacific Railway Company - Concluded

No.	Division	Number of employees (monthly average) ¹	Time on duty (hours)	Total compensation	Average hours worked	Average salaries and wages	
						Per hour	Per year
				\$		\$	\$
	Transportation						
46	Chief train despatchers	47	107,791	365,626	2,293	3.39	7,779
47	Train despatchers	224	442,821	1,345,512	1,977	3.04	6,007
48	Supervisory agents and assistants	283	595,742	1,273,822	2,105	2.14	4,501
49	Agents and caretaker agents at small stations (non-telegraphers)	105	218,468	246,776	2,081	1.13	2,350
50	Station agents, telegraphers and telephoners	2,321	4,688,597	9,267,840	2,020	1.98	3,993
51	Levermen (non-telegraphers) at interlockers	84	162,399	281,346	1,933	1.73	3,349
52	Baggage, parcel room and station attendants	495	1,008,428	1,526,913	2,037	1.51	3,085
53	General foremen and foremen in freight sheds	194	410,655	803,655	2,117	1.96	4,143
54	Freight handlers and freight shed operators	1,873	3,485,955	6,085,183	1,861	1.75	3,249
55	Labourers	465	935,317	1,404,814	2,011	1.50	3,021
56	Dining car and restaurant inspectors	29	72,643	142,760	2,505	1.97	4,923
57	Dining car stewards, chefs, cooks and waiters	687	1,637,632	2,257,786	2,384	1.38	3,286
58	Restaurant managers, chefs, cooks and waiters	103	230,985	247,447	2,243	1.07	2,402
59	News agents	143	344,791	486,670	2,411	1.41	3,403
60	Sleeping and parlour car conductors	160	409,289	674,006	2,558	1.65	4,213
61	Porters and other train attendants	719	1,743,091	2,310,719	2,424	1.33	3,214
62	Bridge operators	34	70,179	135,841	2,064	1.94	3,995
63	Crossing watchmen and gatemen	102	210,405	310,308	2,063	1.47	3,042
64	Floating equipment employees	29	95,116	113,590	3,280	1.19	3,917
	Sub-total	8,097	16,870,304	29,280,614	2,084	1.74	3,616
65	Yardmasters and assistants	365	703,151	1,950,797	1,926	2.77	5,345
66	Switch tenders	144	284,732	534,400	1,977	1.88	3,711
67	Hostlers	158	339,342	671,050	2,148	1.98	4,247
	Sub-total	667	1,327,225	3,156,247	1,990	2.38	4,732
68	Road passenger conductors	291	556,817	1,911,927	1,913	3.43	6,570
69	Road freight conductors	869	2,012,470	5,786,789	2,316	2.88	6,659
70	Road passenger brakemen and baggagemen	666	1,187,136	3,316,838	1,782	2.79	4,980
71	Road freight brakemen	2,130	3,975,806	9,887,753	1,867	2.49	4,642
72	Yard foremen	838	1,768,384	4,197,644	2,110	2.37	5,009
73	Yard helpers	2,133	3,783,640	8,166,059	1,774	2.16	3,828
74	Road passenger engineers and motormen	385	631,541	2,885,965	1,640	4.57	7,496
75	Road freight engineers and motormen	1,035	2,217,951	7,166,421	2,143	3.23	6,924
76	Yard engineers and motormen	708	1,869,940	4,453,623	2,641	2.38	6,290
77	Road passenger firemen and helpers	326	486,790	1,842,914	1,493	3.79	5,653
78	Road freight firemen and helpers	1,099	2,181,031	5,749,415	1,985	2.64	5,231
79	Yard firemen and helpers	731	1,789,107	3,447,250	2,447	1.93	4,716
	Sub-total	11,211	22,460,613	58,812,598	2,003	2.62	5,246
	Total	19,975	40,658,142	91,249,459	2,035	2.24	4,568
	Total divisions 1 to 79	61,487	123,275,049	245,413,300	2,005	1.99	3,991
	Other Operations						
80	Communications	3,974	8,222,296	13,570,219	2,069	1.65	3,415
81	Express	4,823	9,420,228	17,899,375	1,953	1.90	3,711
82	Cartage	507	932,355	1,587,465	1,839	1.70	3,131
83	Highway transport (rail)	26	66,270	106,983	2,549	1.61	4,115
84	Outside operations	5,692	11,680,795	15,897,156	2,052	1.36	2,793
	Total	15,022	30,321,944	49,061,198	2,019	1.62	3,266
	Grand total	76,509	153,596,993	294,474,498²	2,008	1.92	3,849
85	Number of female employees (monthly average)	5,711	—	—	—	—	—
86	Salaries and wages charged to operating expenses	—	—	261,934,918	—	—	—

¹ Average of counts made each month.² Includes \$7,235,056 paid to employees domiciled outside Canada and charged to the Canadian System.

TABLE 3. Employees and their Compensation, 1958 - Class II Railways¹

No.	Division	Number of employees (monthly average) ²	Time on duty (hours)	Total compensation	Average hours worked	Average salaries and wages	
						Per hour	Per year
						\$	\$
General							
1	Executives, officers and assistants.....	252	510,944	2,081,611	2,028	4.07	8,260
2	Professional and sub-professional assistants	164	338,162	822,824	2,062	2.43	5,017
3	Chief, assistant chief and supervisory clerks	107	214,916	544,081	2,008	2.53	5,085
4	Clerks, stenographers and office machine operators	1,021	2,043,773	3,980,976	2,002	1.95	3,899
5	Telephone switchboard operators, office boys and sorters.....	49	103,174	151,431	2,106	1.47	3,090
6	Janitors and other building attendants.....	72	136,348	222,616	1,894	1.63	3,092
7	Service vehicle operators.....	29	77,305	156,241	2,666	2.02	5,388
8	Miscellaneous trades workers	20	54,162	117,983	2,708	2.18	5,899
9	Police inspectors, sergeants, special agents and investigators	7	13,830	36,154	1,976	2.61	5,165
10	Constables and policemen	57	119,039	239,375	2,088	2.01	4,200
11	Stores general foremen, foremen and assistants.....	18	39,135	96,224	2,174	2.46	5,346
12	Storemen and stores labourers (non-clerical)	103	194,733	375,669	1,891	1.93	3,647
	Total	1,899	3,845,521	8,825,185	2,025	2.29	4,647
Way and Structures							
13	B. & B. masters, roadmasters and assistants.....	57	129,015	367,356	2,263	2.85	6,445
14	Maintenance of way and scale inspectors.....	3	6,944	16,441	2,315	2.37	5,480
15	B. & B. department foremen.....	40	89,941	220,767	2,248	2.45	5,519
16	B. & B. carpenters and tridgemen	221	487,571	966,764	2,206	1.98	4,374
17	Blacksmiths, pipefitters and tinsmiths	3	5,041	13,287	1,680	2.64	4,429
18	Masons, painters and other journeymen	42	83,353	177,806	1,985	2.13	4,233
19	Helpers, B. & B. department	9	13,622	29,870	1,514	2.19	3,319
20	Labourers, tridge, building and signal	68	156,111	269,078	2,296	1.72	3,957
21	Work equipment operators and helpers	143	386,742	845,235	2,704	2.18	5,911
22	Pumpmen.....	7	15,836	27,238	2,262	1.72	3,891
23	Extra gang and snow plow foremen.....	77	186,185	450,029	2,418	2.42	5,844
24	Section foremen.....	381	778,182	1,533,050	2,042	1.97	4,024
25	Labourers, extra gang.....	704	1,915,909	2,890,723	2,721	1.51	4,106
26	Sectionmen	1,429	2,845,447	4,554,012	1,991	1.60	3,187
27	General and assistant general foremen and inspectors (signal and electrical transmission).....	17	39,461	119,551	2,321	3.03	7,032
28	Foremen, signal and electrical transmission	8	15,666	42,770	1,958	2.73	5,346
29	Signal and interlocker maintainers and helpers	107	224,257	548,421	2,096	2.45	5,125
30	Linemen and groundmen, electrical transmission.....	24	54,842	117,471	2,285	2.14	4,895
	Total	3,340	7,434,125	13,189,919	2,226	1.77	3,949
Equipment							
31	General foremen, foremen and assistant foremen	179	412,774	1,141,507	2,306	2.76	6,377
32	Blacksmiths	18	31,646	70,223	1,978	2.22	4,389
33	Boilermakers	38	73,369	157,321	1,931	2.14	4,140
34	Carmen, coach and locomotive	142	298,709	676,956	2,104	2.27	4,767
35	Carmen, freight	482	1,059,581	2,436,912	2,198	2.30	5,056
36	Electrical workers.....	108	239,128	556,065	2,214	2.32	5,149
37	Machinists	228	479,630	1,109,101	2,104	2.31	4,864
38	Moulders	-	-	-	-	-	-
39	Pipefitters and sheet metal workers.....	39	80,066	175,401	2,053	2.19	4,497
40	Helpers to mechanics	298	627,804	1,187,873	2,107	1.89	3,986
41	Apprentices	86	153,127	228,963	1,780	1.50	2,662
42	Coach cleaners	57	109,813	189,886	1,927	1.73	3,331
43	Classified labourers (shops, enginehouses and power plants).....	175	391,907	672,775	2,239	1.72	3,844
44	Unclassified labourers (shops, enginehouses and power plants)	89	141,547	236,259	1,590	1.67	2,654
45	Stationary engineers, firemen and oilers	34	67,532	139,287	1,986	2.06	4,097
	Total	1,971	4,166,631	8,978,529	2,114	2.15	4,555

See footnote at end of table.

TABLE 3. Employees and their Compensation, 1958 - Class II Railways¹ - Concluded

No.	Division	Number of employees (monthly average) ²	Time on duty (hours)	Total compensation	Average hours worked	Average salaries and wages	
						Per hour	Per year
						\$	\$
Transportation							
46	Chief train despatchers	16	34,611	131,564	2,163	3.80	8,223
47	Train despatchers	70	150,555	453,843	2,151	3.01	6,483
48	Supervisory agents and assistants	45	94,001	240,218	2,089	2.56	5,338
49	Agents and caretaker agents at small stations (non-telegraphers)	14	32,246	78,456	2,303	2.43	5,604
50	Station agents, telegraphers and telephoners	387	832,725	1,824,146	2,152	2.19	4,714
51	Levermen (non-telegraphers) at interlockers	13	34,766	75,684	2,674	2.18	5,822
52	Baggage, parcel room and station attendants	25	51,434	92,904	2,057	1.81	3,716
53	General foremen and foremen in freight sheds	46	94,769	182,783	2,060	1.92	3,974
54	Freight handlers and freight shed operators	234	421,323	849,320	1,801	2.02	3,630
55	Labourers	68	159,652	284,546	2,348	1.78	4,184
56	Dining car and restaurant inspectors	5	11,794	23,270	2,359	1.97	4,655
57	Dining car stewards, chefs, cooks and waiters	55	125,306	200,488	2,278	1.60	3,645
58	Restaurant managers, chefs, cooks and waiters	106	270,511	457,411	2,552	1.69	4,315
59	News agents	4	11,216	5,603	2,804	0.50	1,401
60	Sleeping and parlour car conductors	1	2,840	4,487	2,840	1.58	4,487
61	Porters and other train attendants	24	58,795	94,561	2,450	1.61	3,940
62	Bridge operators	12	29,754	56,711	2,480	1.91	4,726
63	Crossing watchmen and gatemen	10	13,174	18,838	1,317	1.43	1,884
64	Floating equipment employees	32	71,584	100,218	2,237	1.40	3,132
	Sub-total	1,167	2,501,056	5,175,051	2,143	2.07	4,434
65	Yardmasters and assistants	58	133,178	378,036	2,296	2.84	6,518
66	Switch tenders	27	51,700	133,767	1,915	2.59	4,954
67	Hostlers	57	136,694	283,122	2,398	2.07	4,967
	Sub-total	142	321,572	794,925	2,264	2.47	5,598
68	Road passenger conductors	53	120,695	403,434	2,277	3.34	7,612
69	Road freight conductors	226	545,145	1,584,269	2,412	2.91	7,010
70	Road passenger brakemen and baggagemen	99	231,688	619,119	2,340	2.67	6,254
71	Road freight brakemen	520	1,053,365	2,716,535	2,026	2.58	5,224
72	Yard foremen	161	384,043	1,041,283	2,385	2.71	6,468
73	Yard helpers	374	733,352	1,848,171	1,961	2.52	4,942
74	Road passenger engineers and motormen	87	149,187	694,942	1,715	4.66	7,988
75	Road freight engineers and motormen	214	523,273	1,656,549	2,445	3.17	7,741
76	Yard engineers and motormen	132	368,490	979,784	2,792	2.66	7,423
77	Road passenger firemen and helpers	58	99,527	385,124	1,716	3.87	6,640
78	Road freight firemen and helpers	242	530,267	1,402,561	2,191	2.65	5,796
79	Yard firemen and helpers	149	355,190	856,199	2,384	2.41	5,746
	Sub-total	2,315	5,094,222	14,187,970	2,201	2.79	6,129
	Total	3,624	7,916,850	20,157,946	2,185	2.55	5,562
	Total divisions 1 to 79	10,834	23,363,127	51,151,579	2,156	2.19	4,721
Other Operations							
80	Communications	367	823,043	1,408,846	2,243	1.71	3,839
81	Express	42	93,361	163,763	2,223	1.75	3,899
82	Cartage	3	6,335	11,470	2,112	1.81	3,823
83	Highway transport (rail)	—	—	—	—	—	—
84	Outside operations	—	—	—	—	—	—
	Total	412	922,739	1,584,079	2,240	1.72	3,845
	Grand total	11,246	24,285,866	52,735,658³	2,160	2.17	4,689
85	Number of female employees (monthly average)	471	—	—	—	—	—
86	Salaries and wages charged to operating expenses	—	—	49,645,621	—	—	—

¹ Excludes 211 employees, 438,880 hours, and \$1,685,843 of the B.C. Electric Railway Co. Ltd. for which only an arbitrary breakdown is available.

² Average of counts made each month.

³ Includes \$431,125 paid to employees domiciled outside Canada and charged to Canadian System. An additional \$6,238,239 expended for the same purpose by U.S. lines operating in Canada is not included because the proper distribution is not available.

TABLE 4. Employees and their Compensation, 1958 - Class I and II Railways

No.	Division	Number of employees (monthly average) ¹	Time on duty (hours)	Total compensation	Average hours worked	Average salaries and wages	
						Per hour	Per year
				\$		\$	\$
General							
1	Executives, officers and assistants	2,492	5,246,810	21,175,570	2,105	4.04	8,497
2	Professional and sub-professional assistants	1,745	3,669,446	9,116,964	2,103	2.48	5,225
3	Chief, assistant chief and supervisory clerks	1,803	3,727,243	8,902,404	2,067	2.39	4,938
4	Clerks, stenographers and office machine operators	19,981	40,137,839	71,276,712	2,009	1.78	3,567
5	Telephone switchboard operators, office boys and sorters	935	1,822,775	2,267,530	1,949	1.24	2,425
6	Janitors and other building attendants	1,266	2,473,194	3,569,995	1,954	1.44	2,820
7	Service vehicle operators	229	499,204	901,317	2,180	1.80	3,936
8	Miscellaneous trades workers	111	232,166	451,946	2,092	1.95	4,072
9	Police inspectors, sergeants, special agents and investigators	245	512,408	1,248,844	2,091	2.44	5,097
10	Constables and policemen	953	1,901,044	3,748,844	1,995	1.97	3,934
11	Stores general foremen, foremen and assistants	274	558,493	1,188,464	2,038	2.13	4,337
12	Storemen and stores labourers (non-clerical)	2,153	4,123,257	6,980,481	1,915	1.69	3,242
	Total	32,187	64,903,879	130,829,071	2,016	2.02	4.065
Way and Structures							
13	B. & B. masters, roadmasters and assistants	815	1,866,725	4,698,888	2,290	2.52	5,766
14	Maintenance of way and scale inspectors	58	129,241	277,921	2,228	2.15	4,792
15	B. & B. department foremen	613	1,216,114	2,704,048	1,984	2.22	4,411
16	B. & B. carpenters and bridgemen	2,710	5,336,885	9,850,246	1,969	1.84	3,635
17	Blacksmiths, pipefitters and tinsmiths	294	593,157	1,244,246	2,018	2.10	4,232
18	Masons, painters and other journeymen	882	1,732,141	3,376,665	1,964	1.95	3,828
19	Helpers, B. & B. department	329	681,367	1,228,130	2,071	1.80	3,733
20	Labourers, bridge, building and signal	819	1,643,254	2,478,479	2,006	1.51	3,026
21	Work equipment operators and helpers	1,278	3,103,398	6,187,632	2,428	1.99	4,842
22	Pumpmen	53	101,932	178,245	1,923	1.75	3,363
23	Extra gang and snow plow foremen	420	1,114,142	2,447,835	2,653	2.20	5,828
24	Section foremen	5,346	10,799,405	19,975,862	2,020	1.85	3,736
25	Labourers, extra gang	5,850	14,522,076	16,799,911	2,482	1.16	2,872
26	Sectionmen	16,071	31,503,978	49,077,867	1,960	1.56	3,054
27	General and assistant general foremen and inspectors (signal and electrical transmission)	73	160,762	438,837	2,202	2.73	6,011
28	Foremen, signal and electrical transmission	92	184,390	463,260	2,004	2.51	5,035
29	Signal and interlocker maintainers and helpers	1,069	2,282,386	4,432,149	2,135	1.94	4,146
30	Linemen and groundmen, electrical transmission	54	113,959	233,842	2,110	2.05	4,330
	Total	36,826	77,085,312	126,094,063	2,093	1.64	3,424
Equipment							
31	General foremen, foremen and assistant foremen	2,906	6,095,078	15,436,716	2,097	2.53	5,312
32	Blacksmiths	412	775,609	1,668,050	1,882	2.15	4,049
33	Boilermakers	780	1,484,232	3,222,635	1,903	2.17	4,132
34	Carmen, coach and locomotive	2,679	5,000,228	10,780,011	1,866	2.16	4,024
35	Carmen, freight	7,679	15,238,228	31,631,546	1,984	2.08	4,119
36	Electrical workers	1,943	3,879,162	8,339,196	1,996	2.15	4,292
37	Machinists	4,214	8,074,604	17,548,520	1,916	2.17	4,164
38	Moulders	54	92,397	209,636	1,711	2.27	3,882
39	Pipefitters and sheet metal workers	1,407	2,684,819	5,801,659	1,908	2.16	4,123
40	Helpers to mechanics	6,696	12,882,638	23,455,686	1,924	1.82	3,503
41	Apprentices	1,629	3,085,887	4,769,125	1,894	1.54	2,928
42	Coach cleaners	1,856	3,703,970	5,906,667	1,996	1.59	3,182
43	Classified labourers (shops, enginehouses and power plants)	3,586	7,285,252	11,756,628	2,032	1.61	3,278
44	Unclassified labourers (shops, enginehouses and power plants)	2,597	4,854,691	7,564,445	1,869	1.56	2,913
45	Stationary engineers, firemen and oilers	774	1,525,929	2,811,004	1,971	1.84	3,632
	Total	39,212	76,662,724	150,901,524	1,955	1.97	3,848

See footnote at end of table.

TABLE 4. Employees and their Compensation, 1958 - Class I and II Railways - Concluded

No.	Division	Number of employees (monthly average) ¹	Time on duty (hours)	Total compensation	Average hours worked	Average salaries and wages	
						Per hour	Per year
	Transportation			\$		\$	\$
46	Chief train despatchers	141	318, 653	1, 099, 040	2, 260	3.45	7, 795
47	Train despatchers	596	1, 231, 559	3, 752, 444	2, 066	3.05	6, 296
48	Supervisory agents and assistants	651	1, 374, 681	3, 009, 947	2, 112	2.19	4, 624
49	Agents and caretaker agents at small stations (non-telegraphers).....	274	594, 254	922, 326	2, 169	1.55	3, 366
50	Station agents, telegraphers and telephoners	6, 294	13, 036, 678	26, 008, 063	2, 071	1.99	4, 132
51	Levermen (non-telegraphers) at interlockers	167	342, 016	644, 891	2, 048	1.88	3, 862
52	Baggage, parcel room and station attendants	986	2, 017, 440	3, 129, 055	2, 046	1.55	3, 173
53	General foremen and foremen in freight sheds	571	1, 174, 546	2, 312, 324	2, 057	1.97	4, 050
54	Freight handlers and freight shed operators	4, 564	8, 277, 128	14, 474, 839	1, 814	1.75	3, 172
55	Labourers	1, 118	2, 179, 418	3, 383, 051	1, 949	1.55	3, 026
56	Dining car and restaurant inspectors	190	394, 262	891, 695	2, 075	2.26	4, 693
57	Dining car stewards, chefs, cooks and waiters	1, 488	3, 375, 131	4, 979, 950	2, 268	1.48	3, 347
58	Restaurant managers, chefs, cooks and waiters	608	1, 586, 299	1, 985, 225	2, 609	1.25	3, 265
59	News agents	147	356, 007	492, 273	2, 422	1.38	3, 349
60	Sleeping and parlour car conductors	242	608, 928	1, 053, 663	2, 516	1.73	4, 354
61	Porters and other train attendants	1, 370	3, 191, 985	4, 418, 440	2, 330	1.38	3, 225
62	Bridge operators	130	284, 398	528, 777	2, 188	1.86	4, 068
63	Crossing watchmen and gatemen	486	1, 014, 825	1, 552, 136	2, 088	1.53	3, 194
64	Floating equipment employees	469	911, 971	1, 784, 326	1, 945	1.96	3, 805
	Sub-total	20, 492	42, 270, 179	76, 422, 465	2, 063	1.81	3, 729
65	Yardmasters and assistants	795	1, 907, 219	5, 185, 056	2, 399	2.72	6, 522
66	Switch tenders	399	883, 321	1, 678, 737	2, 214	1.90	4, 207
67	Hostlers	571	1, 161, 126	2, 317, 958	2, 033	2.00	4, 059
	Sub-total	1, 765	3, 951, 666	9, 181, 751	2, 239	2.32	5, 202
68	Road passenger conductors	784	1, 589, 274	4, 957, 872	2, 027	3.12	6, 324
69	Road freight conductors	2, 376	5, 212, 525	14, 773, 457	2, 194	2.83	6, 218
70	Road passenger brakemen and baggagemen	1, 865	3, 285, 112	8, 674, 838	1, 761	2.64	4, 651
71	Road freight brakemen	5, 829	10, 360, 520	25, 497, 984	1, 777	2.46	4, 374
72	Yard foremen	2, 085	4, 670, 345	11, 235, 420	2, 240	2.41	5, 389
73	Yard helpers	4, 970	9, 607, 978	21, 017, 430	1, 933	2.19	4, 229
74	Road passenger engineers and motormen	1, 003	1, 720, 790	7, 477, 046	1, 716	4.35	7, 455
75	Road freight engineers and motormen	2, 790	5, 687, 680	18, 025, 554	2, 039	3.17	6, 461
76	Yard engineers and motormen	1, 824	4, 907, 782	11, 744, 171	2, 691	2.39	6, 439
77	Road passenger firemen and helpers	898	1, 421, 403	5, 192, 228	1, 583	3.65	5, 782
78	Road freight firemen and helpers	3, 061	5, 657, 903	14, 759, 557	1, 848	2.61	4, 822
79	Yard firemen and helpers	1, 966	4, 801, 655	9, 652, 237	2, 442	2.01	4, 910
	Sub-total	29, 451	58, 922, 967	153, 007, 794	2, 001	2.60	5, 195
	Total	51, 708	105, 144, 812	238, 612, 010	2, 033	2.27	4, 615
	Total divisions 1 to 79	159, 933	323, 796, 727	646, 436, 668	2, 025	2.00	4, 042
	Other Operations						
80	Communications	10, 170	21, 196, 200	36, 032, 935	2, 084	1.70	3, 543
81	Express	10, 860	21, 888, 643	40, 317, 989	2, 016	1.84	3, 713
82	Cartage	510	938, 690	1, 598, 935	1, 840	1.70	3, 135
83	Highway transport (rail)	866	1, 761, 323	3, 062, 192	2, 034	1.74	3, 536
84	Outside operations	9, 519	19, 602, 680	26, 857, 433	2, 059	1.37	2, 821
	Total	31, 925	65, 387, 536	107, 869, 484	2, 048	1.65	3, 379
	Grand total	191, 858	389, 184, 263	754, 306, 152²	2, 029	1.94	3, 932
85	Number of female employees (monthly average)	11, 244	-	-	-	-	-
86	Salaries and wages charged to operating expenses ..	-	-	669, 144, 866	-	-	-

¹ Average of counts made each month.² Includes \$8,676,746 paid to employees domiciled outside Canada and charged to Canadian System. An additional \$6,238,239 expended for the same purpose by U.S. lines operating in Canada is not included because the proper distribution is not available.

TABLE 5. Employees and their Compensation, 1958 - Class III and IV Railways

No.	Division	Number of employees (monthly average) ¹	Time on duty (hours)	Total compensation	Average hours worked	Average salaries and wages	
						Per hour	Per year
	Summary			\$		\$	\$
1-12	General	159	323,542	573,450	2,035	1.77	3,607
13-30	Way and structures	184	386,236	626,591	2,099	1.62	3,405
31-45	Equipment	161	323,795	666,015	2,011	2.06	4,137
46-79	Transportation	442	938,524	1,723,534	2,123	1.84	3,899
	Total divisions 1 to 79	946	1,972,097	3,589,590	2,085	1.82	3,794
80	Communications	—	—	—	—	—	—
81	Express	5	12,024	12,154	2,405	1.01	2,231
82	Cartage	—	—	—	—	—	—
83	Highway transport (rail)	—	—	—	—	—	—
84	Outside operations	—	—	—	—	—	—
	Total divisions 80 to 84	5	12,024	12,154	2,405	1.01	2,231
	Grand total	951	1,984,122	3,601,744	2,086	1.82	3,787
85	Number of female employees (monthly average)	1	—	—	—	—	—
86	Salaries and wages charged to operating expenses	—	—	484,073	—	—	—
87	Pullman and International Bridge Company ²	205	461,595	1,066,676	2,252	2.31	5,203

TABLE 6. Employees and their Compensation, 1958 - All Railways

No.	Division	Number of employees (monthly average) ¹	Time on duty (hours)	Total Compensation	Average hours worked	Average salaries and wages	
						Per hour	Per year
	Summary			\$		\$	\$
1-12	General	32,346	65,227,421	131,402,521	2,016	2.01	4,062
13-30	Way and structures	37,010	77,471,548	126,720,654	2,093	1.64	3,424
31-45	Equipment	39,373	76,986,519	151,567,539	1,955	1.97	3,850
46-79	Transportation	52,150	106,083,336	242,201,600	2,034	2.28	4,644
	Total divisions 1 to 79	160,879	325,768,824	651,892,314	2,025	2.00	4,052
80	Communications	10,170	21,196,200	36,032,935	2,084	1.70	3,543
81	Express	10,865	21,900,667	40,330,143	2,016	1.84	3,712
82	Cartage	510	938,690	1,598,935	1,840	1.70	3,135
83	Highway transport (rail)	866	1,761,323	3,062,192	2,034	1.74	3,536
84	Outside operations	9,519	19,602,680	26,857,433	2,059	1.37	2,821
	Total divisions 80 to 84	31,930	65,399,560	107,881,638	2,048	1.65	3,379
	Grand total	192,809	391,168,385	757,907,896³	2,029	1.94	3,931
85	Number of female employees (monthly average)	11,245	—	—	—	—	—
86	Salaries and wages charged to operating expenses	—	—	669,628,939	—	—	—

¹ Average of counts made each month.

² Included with "Class III and IV Railways".

³ Includes \$8,852,633 paid to employees domiciled outside Canada and charged to Canadian System. An additional \$6,280,509 expended for the same purpose by U.S. lines operating in Canada is not included because the proper distribution is not available.

[Redacted]

[Redacted]

STATISTICS CANADA LIBRARY
BIBLIOTHÈQUE STATISTIQUE CANADA



1010553388