

CATALOGUE No.

52-212

ANNUAL

Shelf



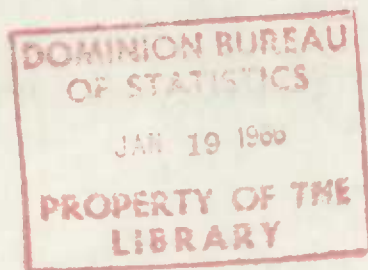
CANADA

RAILWAY TRANSPORT

1964

PART VI

(Employment Statistics)



Published by Authority of
The Minister of Trade and Commerce

DOMINION BUREAU OF STATISTICS

Public Finance and Transportation Division

Transportation Section

January 1966
8504-529

Price: 50 cents

Reports Published by the
Public Finance and Transportation Division
dealing with

RAILWAY TRANSPORT STATISTICS

Catalogue number	Title	Price
Periodical		
52-001	Carloadings (Four times a month. 4 pp.) Cars of revenue freight loaded in Canada by eastern and western divisions, by commodity, comparative and cumulative totals. Railway cars loaded in piggyback service and three-year summary of all loadings and tonnages. One issue each month includes chart, index and summary of piggyback loadings	10¢ a copy, \$3.00 a year
52-002	Railway Freight Traffic (Monthly. 19 pp.) Revenue freight carried by railways in Canada, originated, terminated, received from and delivered to United States rail connections, by commodity and by province.....	30¢ a copy, \$3.00 a year
52-003	Railway Operating Statistics (Monthly. 4 pp.) Financial and operating statistics of class I and II railways in Canada, including separate details of Canadian National and Canadian Pacific Railways. 10¢ a copy, \$1.00 a year	
Annual		
52-201	Canadian National Railways (23 pp.) Financial and operating statistics of the entire system, 1923 to date	\$.50
52-202	Canadian Pacific Railway Company (19 pp.) Financial and operating statistics of the entire system, 1923 to date50
52-204	Railway Express (formerly Express Statistics, 7 pp.) Financial, operating, employment and mileage statistics of railway express companies25
52-205	Railway Freight Traffic (87 pp.) Summary of year's issues of monthly report 52-002; with supplementary regional distribution and net movement of commodities	1.00
52-206	Railway Operating Statistics (4 pp.) Summary of year's issues of monthly report 52-003; separate detail for Canadian National and Canadian Pacific Railways.....	.25
52-207	Railway Transport: Part I (29 pp.) Comparative summary statistics50
52-208	Railway Transport: Part II (51 pp.) Financial statistics.....	.75
52-209	Railway Transport: Part III (15 pp.) Equipment, track and fuel statistics.....	.50
52-210	Railway Transport: Part IV (18 pp.) Operating and traffic statistics50
52-211	Railway Transport: Part V (150 pp.) Freight carried by principal commodity classes	1.50
52-212	Railway Transport: Part VI (15 pp.) Employment statistics.....	.50
Occasional		
52-501	Railway Employees and Their Compensation (approx. 7 pp.) Comparative data relating to all classes of employees; 1926 to 1951. Reference paper No. 3825

Remittances should be in the form of cheque or money order, made payable to the Receiver General of Canada and forwarded to the Publications Distribution Unit, Financial Control Section, Dominion Bureau of Statistics, or to the Queen's Printer, Ottawa, Canada.

TABLE OF CONTENTS

	Page
Introduction and Statistical Analysis	5
Chart: Functional Composition of Class I and II Railway Employees, 1957-1964	7
Employees and their Compensation:	
Table	
1. Canadian National Railways	8
2. Canadian Pacific Railway Company	10
3. Class II Railways	12
4. Class I and II Railways	14
5. Class III and IV Railways	16
6. Summary, All Railways	16
7. Relationship Between the 1956 and 1964 Railway Employee Classifications	17

SYMBOLS

The following standard symbols are used in Dominion Bureau of Statistics publications:

- .. figures not available.
- ... figures not appropriate or not applicable.
- nil or zero.
- amount too small to be expressed.
- ƒ preliminary figures.
- † revised figures.

RAILWAY TRANSPORT

1964

PART VI

(Employment Statistics)

Introduction

Employment data contained in this report relate to thirty common carrier railways operating in Canada during 1964. A "common carrier" for purposes of this series refers to any person who holds himself out to the general public to transport passengers and/or goods for compensation.

The statistics presented herein have been reported in accordance with a new Uniform Canadian Classification of Railway Employees which became effective for use by the railway industry January 1, 1964. This classification incorporates a number of conceptual changes considered necessary to facilitate a greater degree of uniformity and reliability of statistical data. A number of new occupational titles have also been added as a result of technological advancements in the industry since development of the former classification in 1956.

The structure of the new Uniform Canadian Classification of Railway Employees is designed to classify all rail occupations primarily on the nature of work done, into major and minor occupational classes, **within functions**. The latter means that all supervisory, professional and clerical positions, for instance, are classified to the functional groups (road maintenance, equipment and transportation) with which they are associated rather than included in the General group as was the case previously. See page 21 for definitions of railway functions.

A reconciliation key is presented on pages 17 to 21 of this report showing the relationship between reporting divisions in the Canadian Classification of Railway Employees and their Compensation (1956) and occupational classes in the Uniform Canadian Classification of Railway Employees (1964). While many of the individual occupational classes in the various functions are directly comparable, it has been necessary to group other classes to afford the best possible bridge between the two classifications.

For the average number of employees two methods of counting are permissible under the new classification. These are based on: (a) a mid-month count of employees on payroll, or (b) the sum of the total number of employees who work a specified number of days in the first semi-monthly pay period and the total number of employees who work the same number of days in the second semi-monthly pay period divided by two, plus all employees paid once a month. Previously, the count of employees was taken at a fixed date each month, although the Canadian National Railways adopted the alternative

method noted above for reporting their 1963 statistics. Monthly and annual comparisons of CNR counts, taken both ways, indicate that the latter method tends to reduce the employee average by about three per cent.

In the 1964 statistics presented herein, the Canadian National Railways employee average was based on the method of counting mentioned in (b) above, while the Canadian Pacific Railway Company continued their count on the mid-month basis.

Service hours paid for, which were not previously reported, are shown separately in 1964, by occupation, in accordance with the new classification. The number of hours actually worked, details of which were given in prior years under the heading "time on duty", are now provided by functional group totals only and are presented in the following table:

Function	Hours actually worked, 1964
General	34,526,319
Road maintenance	61,990,523
Equipment maintenance	62,679,973
Transportation	113,344,127
Total	272,540,942
Other operations	47,142,943
Grand total	319,683,885

Hours paid for include time actually worked plus vacations, holidays, and leaves of absence, when paid for, and apply to all employees, including enginemen and trainmen paid on the basis of trips or miles run and employees paid at piece rates.

Under "Total compensation" is the gross amount paid to employees and charged to operating, capital and other accounts and other companies and individuals, including vacations, holidays and leaves of absence, with pay and before deductions for income tax, unemployment insurance contributions, etc. Compensation does not include retroactive wage increases (see table on page 5) or certain fringe benefits.

In view of the alternative methods now in use to count employees and the new classification principle implemented in 1964, caution should be exercised in making historical comparisons with past railway employment statistics.

Statistical analysis

Railway employment in Canada increased in 1964 for the first time in eight years. The average number of persons working was 157,643, up 1,116 from 1963 and the total compensation at \$798,537,454 was \$42 million above that of the preceding year.

While the average railway employee worked fewer hours in 1964 (2,028 compared with 2,033 a year earlier) annual earnings rose \$230 to \$5,065 and the hourly rate of pay was \$2.50 as against \$2.38. The average service hours paid for, which include time on duty plus holidays, leaves of absence, etc., worked out to 2,194 per employee in 1964 and the average wage was \$2.31 per hour.

On July 17, 1964, a master agreement which will remain in effect until the end of 1965, was concluded by the fifteen unions representing the non-operating employees and the Canadian railways. This agreement provided for wage increases of 9 cents per hour during 1964 and 5 per cent during 1965, as well as improvements in health and welfare benefits. Settlement was also reached during the year on a three-year contract commencing July 1, 1964 providing for wage increases amounting to 6½ per cent for firemen in passenger service and hostlers, and 4 per cent for firemen in freight and yard service.

The 1964 compensation figures exclude \$45,506 which, though paid during that year, was applicable to a prior period. A breakdown of this amount, by functional group, is presented in the table immediately below.

Function	Retroactive salaries and wages paid during 1964
	\$
General	13,056
Road maintenance	5,760
Equipment maintenance	1,010
Transportation	16,501
Total	36,327
Other operations	9,179
Grand total	45,506

The Canadian National Railways employed an average of 86,341 persons in the year under review, 750 more than in 1963; salaries and wages totalled \$445.8 million, up 6.4 per cent from 419.1 million. On the average, CN employees worked 2,039 hours (2,049 hours in 1963) and were paid an average \$2.53 (\$2.39) per hour or \$5,164 (\$4,896) per year.

A breakdown of CNR employees by functional groups showed that 10,092 or 11.7 per cent were in the general category; 17,055 or 19.8 per cent were employed in road maintenance; 16,626 or 19.3 per cent were in equipment maintenance; 30,080 or 34.8 per cent were transportation employees and 12,488 or 14.5 per cent were engaged in other operations such as express, telecommunications, etc.

The Canadian Pacific Railway Company (using a mid-month count) averaged 61,508 employees in 1964, an increase of 232 persons over the preceding year. CPR earnings totalled \$297.2 million, a 4.3 per cent increase over 1963. The average number of hours worked per employee was 2,001, eleven hours more than the previous year and the hourly rate of pay at \$2.42 was eight cents higher. Annual salaries averaged \$4,832 in 1964, up \$180 from the preceding year.

Of the average 61,508 CPR employees, 6,371 or 10.4 per cent were in the general function; 9,368 or 15.2 per cent were classified to road maintenance; 13,066 or 21.2 per cent were equipment maintenance personnel; 21,467 or 34.9 per cent were in transportation; and 11,236 or 18.3 per cent were engaged in other operations.

Employment on Class II railways (other carriers having average gross revenues of \$500,000 or more annually) rose to 9,154 in 1964, up from 9,025 in 1963. The average time on duty was 2,121 hours for each employee, a decline of 49 from the earlier year, and the average hourly wage was \$2.72 in contrast to \$2.56. Annual earnings at \$5,761 were \$214 higher than those of 1963.

The following table shows the relative increase in railway salaries and wages for the various functional groups in 1963 and 1964. The averages of the years 1956, 1957 and 1958 have been used as a base in the calculation of this index.

**Index of Average Salaries and Wages
of Class I and II Railways, 1963 and 1964**

Function	Index	
	1963	1964
General	130.6	138.2
Road maintenance	134.5	144.2
Equipment maintenance	127.4	135.3
Transportation	124.9	126.0
Other operations	129.3	132.5

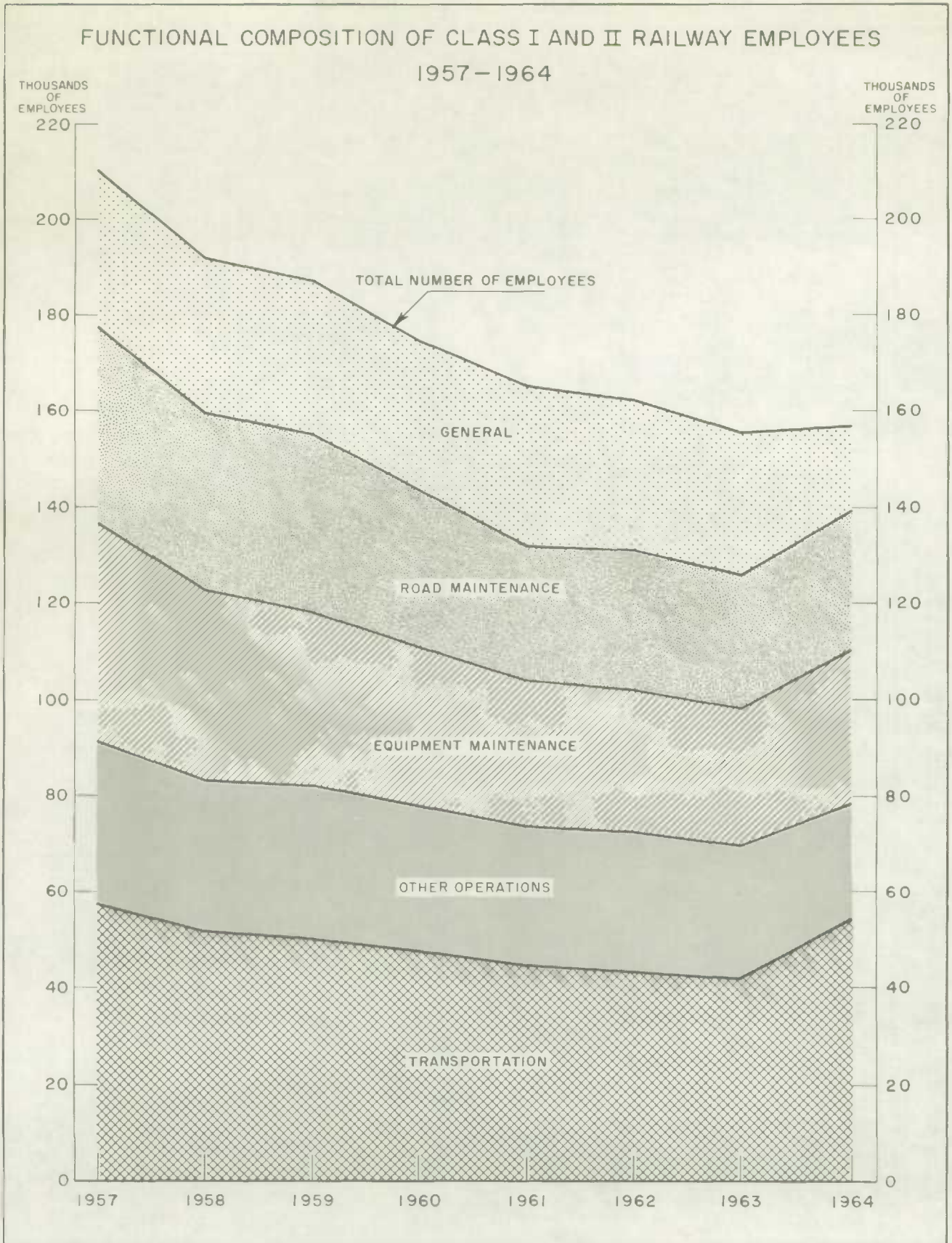


TABLE 1. Employees and their Compensation, 1964 - Canadian National Railways

Div. No.	Code No.	Occupational classification	Number of employees (average)	Service hours paid for	Total compensation	Average hours paid for	Average salaries and wages	
							Per hour	Per year
						dollars		
General								
01	001	Managerial and supervisory	874	1,831,717	9,271,920	2,096	5.06	10,609
02	011	Professional, technical, and staff assistants	1,440	3,011,658	10,034,404	2,091	3.33	6,968
03	022	Chief clerks, assistant chief clerks and office supervisors	597	1,249,919	3,667,531	2,094	2.93	6,143
04	023	Clerks and related occupations	4,704	9,854,578	20,390,580	2,095	2.07	4,335
05	041	Foremen, assistant foremen, and sub-foremen, stores	76	159,542	384,926	2,099	2.41	5,065
06	052	Miscellaneous tradesmen and service vehicle operators	218	454,435	1,054,188	2,085	2.32	4,836
07	053	Constables and policemen	546	1,200,405	2,708,535	2,199	2.26	4,961
08	062	Storemen (non-clerical)	989	2,094,194	4,255,694	2,117	2.03	4,303
09	072	Stores labourers	538	1,124,266	2,102,165	2,090	1.87	3,907
10	073	General office service attendants	110	230,302	395,565	2,094	1.72	3,596
Totals			10,092	21,211,016	54,265,508	2,102	2.56	5,377
Road maintenance								
11	101	Managerial and supervisory	636	1,402,864	5,008,688	2,206	3.57	7,875
12	111	Professional, technical, and staff assistants	665	1,403,870	4,158,248	2,111	2.96	6,253
13	121	Clerical	471	1,006,081	2,120,894	2,136	2.11	4,503
14	142	Bridge and building foremen	298	650,080	1,686,778	2,181	2.59	5,660
15	143	Extra gang and snow plow foremen	260	731,862	1,786,438	2,815	2.44	6,871
16	144	Section foremen	2,124	4,679,714	9,858,390	2,203	2.11	4,641
17	145	Signal and electrical transmission foremen	41	89,176	278,592	2,175	3.12	6,795
18	152	Bridge and building tradesmen and bridge operators	1,956	4,372,736	9,170,949	2,236	2.10	4,689
19	153	Work equipment operators, maintainers and mechanics	605	1,652,314	3,974,141	2,731	2.41	6,569
20	154	Signal and interlocker maintainers and mechanics	467	1,117,787	2,614,864	2,394	2.34	5,599
21	162	Bridge and building helpers	151	331,751	606,814	2,197	1.83	4,019
22	163	Work equipment helpers	176	446,774	920,665	2,538	2.06	5,231
23	164	Signal helpers and apprentices	426	940,415	1,827,425	2,208	1.94	4,290
24	165	Sectionmen, crossing watchmen and gatemen	6,480	14,267,741	25,911,072	2,202	1.82	3,999
25	172	Bridge and building, signal and work equipment labourers	235	505,283	900,735	2,150	1.78	3,833
26	173	Extra gang labourers	2,064	5,624,959	7,871,356	2,725	1.40	3,814
Totals			17,055	39,223,407	78,696,049	2,300	2.01	4,614
Equipment maintenance								
27	201	Managerial and supervisory	1,364	2,892,290	9,324,181	2,120	3.22	6,836
28	211	Professional, technical, and staff assistants	387	818,854	2,537,495	2,116	3.10	6,557
29	221	Clerical	553	1,167,878	2,481,206	2,112	2.12	4,487
30	252	Blacksmiths and boilermakers	453	995,749	2,404,136	2,198	2.41	5,307
31	253	Carmen - Coach, locomotive and freight	5,152	11,429,486	26,536,214	2,218	2.32	5,151
32	254	Electrical workers, linemen and groundmen	1,159	2,629,647	6,363,840	2,269	2.42	5,491
33	255	Machinists and moulders	1,852	4,146,008	10,019,150	2,239	2.42	5,410
34	256	Pipefitters and sheet metal workers	835	1,864,809	4,503,036	2,233	2.41	5,393
35	258	Stationary engineers	67	148,373	363,262	2,215	2.45	5,422
36	262	Helpers to mechanics	1,431	3,164,683	6,430,822	2,212	2.03	4,494
37	263	Apprentices	678	1,441,640	2,533,442	2,126	1.76	3,737
38	264	Stationary firemen and oilers	78	173,317	348,795	2,222	2.01	4,472
39	272	Coach cleaners	666	1,461,883	2,662,489	2,195	1.82	3,998
40	273	Classified labourers	1,169	2,562,836	4,789,983	2,192	1.87	4,098
41	274	Unclassified labourers	782	1,677,289	3,015,298	2,145	1.80	3,856
Totals			16,626	36,574,742	84,313,349	2,200	2.31	5,071

TABLE 1. Employees and their Compensation, 1964 - Canadian National Railways - Concluded

Div. No.	Code No.	Occupational classification	Number of employees (average)	Service hours paid for	Total compensation	Average hours paid for	Average salaries and wages	
							Per hour	Per year
					\$	dollars		
Transportation								
42	302	Managerial and supervisory	627	1,411,630	5,143,361	2,251	3.64	8,203
43	303	Supervisory and assistant supervisory agents	267	627,935	1,529,423	2,352	2.44	5,728
44	312	Professional, technical, and staff assistants	315	668,262	2,017,145	2,121	3.02	6,404
45	313	Train dispatchers and traffic supervisors	302	651,941	2,204,592	2,159	3.38	7,300
46	322	Chief clerks and assistant chief clerks	297	643,800	1,620,940	2,168	2.52	5,458
47	323	Clerks and related occupations	3,596	7,681,493	16,171,950	2,136	2.11	4,497
48	324	Checkers (car and freight)	912	2,059,928	4,303,257	2,259	2.09	4,718
49	325	Station agents, telegraphers, caretaker agents and levermen	2,556	5,694,143	13,183,443	2,228	2.32	5,158
50	326	Baggage and station attendants	441	964,253	1,789,607	2,187	1.86	4,058
51	341	Foremen and assistant foremen in freight sheds	188	412,084	982,866	2,192	2.39	5,228
52	352	Dining car stewards, chefs and cooks	433	1,208,176	2,274,294	2,790	1.88	5,252
53	353	Restaurant managers, chefs and cooks	19	45,541	92,369	2,397	2.03	4,862
54	354	Sleeping and parlour car conductors	90	256,833	536,630	2,854	2.09	5,963
55	355	Motor vehicle mechanics	1	464	992	464	2.14	992
56	362	Revenue motor vehicle drivers and helpers	942	2,104,122	4,428,134	2,234	2.10	4,701
57	363	Freight handlers and freight shed operators	3,294	7,568,084	15,526,635	2,298	2.05	4,714
58	364	Sleeping and parlour car porters and other train attendants	551	1,533,018	2,502,144	2,782	1.63	4,541
59	365	Dining car waiters and kitchen helpers	521	1,445,967	2,356,229	2,775	1.63	4,523
60	366	Restaurant waiters and kitchen helpers	13	32,688	53,632	2,514	1.64	4,126
61	367	News agents	—	—	—	—	—	—
62	368	Garage servicemen and helpers to mechanics	—	—	—	—	—	—
63	371	Transportation labourers	778	1,713,330	3,153,809	2,202	1.84	4,054
64	391	Floating equipment employees	456	1,175,161	2,326,912	2,577	1.98	5,103
Sub-totals			16,599	37,898,853	82,198,364	2,283	2.17	4,952
65	432	Yardmasters and assistant yardmasters	326	729,486	2,312,806	2,238	3.17	7,094
66	433	Switchtenders	207	453,926	955,887	2,193	2.11	4,618
67	434	Hostlers	215	508,951	1,136,406	2,367	2.23	5,286
Sub-totals			748	1,692,363	4,405,099	2,263	2.60	5,889
68	435	Road passenger conductors	314	682,939	2,418,365	2,175	3.54	7,702
69	436	Road freight conductors	1,178	2,815,067	9,114,822	2,390	3.24	7,738
70	437	Road passenger brakemen and baggagemen	693	1,480,818	4,522,343	2,137	3.05	6,526
71	438	Road freight brakemen	2,261	5,214,554	15,190,882	2,306	2.91	6,719
72	532	Yard foremen and car retarder operators	1,185	2,607,575	6,972,529	2,200	2.67	5,884
73	533	Yard helpers	2,290	5,022,278	12,529,618	2,193	2.49	5,471
74	534	Road passenger engineers and motormen	396	723,552	3,672,370	1,827	5.08	9,274
75	535	Road freight engineers and motormen	1,272	2,796,215	10,846,131	2,198	3.88	8,527
76	536	Yard engineers and motormen	978	2,590,587	6,832,724	2,649	2.64	6,986
77	537	Road passenger firemen and helpers	309	570,203	2,473,008	1,845	4.34	8,003
78	538	Road freight firemen and helpers	1,116	2,422,165	7,645,996	2,170	3.16	6,851
79	539	Yard firemen and helpers	741	1,837,241	3,953,042	2,479	2.15	5,335
Sub-totals			12,733	28,763,194	86,171,830	2,259	3.00	6,768
Totals			30,080	68,354,410	172,775,293	2,272	2.53	5,744
Totals, divisions 1 to 79			73,853	165,363,575	390,050,199	2,239	2.36	5,281
Other operations								
80	691	Express	3,370	7,549,430	15,676,907	2,240	2.08	4,652
81	791	Highway transport (rail)	408	896,223	1,949,576	2,197	2.18	4,778
82	891	Telecommunications	5,231	11,609,008	26,191,063	2,219	2.26	5,007
83	991	Outside operations	3,479	7,536,584	11,973,209	2,166	1.59	3,442
Totals			12,488	27,591,245	55,790,755	2,209	2.02	4,468
Grand totals			86,341	192,954,820	445,840,954¹	2,235	2.31	5,164
Number of female employees (included above)			4,683	—	—	—	—	—
Salaries and wages charged to operating expenses			—	—	397,333,594	—	—	—

¹ Includes \$1,284,557 paid to 294 employees residing outside Canada charged to Canadian lines.

TABLE 2. Employees and their Compensation, 1964 - Canadian Pacific Railway Company

Div. No.	Code No.	Occupational classification	Number of employees (average)	Service hours paid for	Total compensation	Average hours paid for	Average salaries and wages	
							Per hour	Per hour
							dollars	
General								
01	001	Managerial and supervisory	432	903,361	5,810,075	2,091	6.43	13,449
02	011	Professional, technical, and staff assistants	1,003	2,140,304	6,536,723	2,134	3.05	6,517
03	022	Chief clerks, assistant chief clerks and office supervisors	462	960,344	2,824,739	2,079	2.94	6,114
04	023	Clerks and related occupations	3,494	7,222,953	13,916,760	2,067	1.93	3,983
05	041	Foremen, assistant foremen, and sub-foremen, stores	96	208,894	498,937	2,176	2.39	5,197
06	052	Miscellaneous tradesmen and service vehicle operators	86	184,443	398,525	2,145	2.16	4,634
07	053	Constables and policemen	393	817,166	2,006,624	2,079	2.46	5,106
08	062	Storemen (non-clerical)	164	349,424	728,376	2,131	2.08	4,441
09	072	Stores labourers	113	238,803	451,770	2,113	1.89	3,998
10	073	General office service attendants	128	258,005	444,647	2,016	1.72	3,474
Totals			6,371	13,283,697	33,617,176	2,085	2.53	5,277
Road maintenance								
11	101	Managerial and supervisory	358	752,080	2,923,371	2,101	3.89	8,166
12	111	Professional, technical, and staff assistants	225	469,893	1,507,955	2,088	3.21	6,702
13	121	Clerical	124	252,141	561,206	2,033	2.23	4,526
14	142	Bridge and building foremen	171	384,679	932,536	2,250	2.42	5,453
15	143	Extra gang and snow plow foremen	77	217,981	531,955	2,831	2.44	6,908
16	144	Section foremen	1,679	3,747,108	7,790,113	2,232	2.08	4,640
17	145	Signal and electrical transmission foremen	34	77,113	229,792	2,268	2.98	6,759
18	152	Bridge and building tradesmen and bridge operators	965	2,046,239	4,380,322	2,120	2.14	4,539
19	153	Work equipment operators, maintainers and mechanics	472	1,212,240	2,803,304	2,568	2.31	5,939
20	154	Signal and interlocker maintainers and mechanics	258	624,297	1,391,587	2,420	2.23	5,394
21	162	Bridge and building helpers	32	73,904	148,453	2,309	2.01	4,639
22	163	Work equipment helpers	82	207,379	416,284	2,529	2.01	5,077
23	164	Signal helpers and apprentices	147	339,846	662,447	2,312	1.95	4,506
24	165	Sectionmen, crossing watchmen and gatemen	3,878	8,147,790	14,831,873	2,101	1.82	3,825
25	172	Bridge and building, signal and work equipment labourers	220	479,884	792,293	2,181	1.65	3,601
26	173	Extra gang labourers	646	1,788,223	2,457,309	2,768	1.37	3,804
Totals			9,368	20,820,797	42,360,800	2,223	2.03	4,522
Equipment maintenance								
27	201	Managerial and supervisory	844	1,836,046	6,159,927	2,175	3.35	7,298
28	211	Professional, technical, and staff assistants	168	353,593	1,050,643	2,105	2.97	6,254
29	221	Clerical	372	795,257	1,574,997	2,138	1.98	4,234
30	252	Blacksmiths and boilermakers	276	582,367	1,403,522	2,110	2.41	5,085
31	253	Carmen - Coach, locomotive and freight	3,801	8,029,756	18,577,683	2,113	2.31	4,888
32	254	Electrical workers, linemen and groundmen	712	1,503,598	3,633,738	2,112	2.42	5,104
33	255	Machinists and moulders	1,229	2,602,475	6,243,963	2,118	2.40	5,081
34	256	Pipefitters and sheet metal workers	448	949,133	2,273,668	2,119	2.40	5,075
35	258	Stationary engineers	51	113,054	284,619	2,217	2.52	5,581
36	262	Helpers to mechanics	2,084	4,373,910	8,916,000	2,099	2.04	4,278
37	263	Apprentices	456	941,727	1,619,980	2,065	1.72	3,553
38	264	Stationary firemen and oilers	100	246,422	496,804	2,464	2.02	4,968
39	272	Coach cleaners	594	1,260,573	2,315,353	2,122	1.84	3,898
40	273	Classified labourers	968	2,032,256	3,746,267	2,099	1.84	3,870
41	274	Unclassified labourers	963	2,053,907	3,677,294	2,133	1.79	3,819
Totals			13,066	27,674,074	61,974,458	2,118	2.24	4,743

TABLE 2. Employees and their Compensation, 1964 - Canadian Pacific Railway Company - Concluded

Div. No.	Code No.	Occupational classification	Number of employees (average)	Service hours paid for	Total compensation	Average hours paid for	Average salaries and wages	
							Per hour	Per year
							dollars	
Transportation								
42	302	Managerial and supervisory	283	610,645	2,566,229	2,158	4.20	9,068
43	303	Supervisory and assistant supervisory agents	157	363,056	1,016,510	2,312	2.80	6,475
44	312	Professional, technical, and staff assistants	226	497,405	1,289,242	2,201	2.59	5,705
45	313	Train dispatchers and traffic supervisors	213	428,779	1,421,650	2,013	3.32	6,674
46	322	Chief clerks and assistant chief clerks	237	522,271	1,295,600	2,204	2.48	5,467
47	323	Clerks and related occupations	2,186	4,572,269	9,515,169	2,092	2.08	4,353
48	324	Checkers (car and freight)	566	1,196,150	2,524,775	2,113	2.11	4,461
49	325	Station agents, telegraphers, caretaker agents and levermen	2,097	4,486,732	9,997,797	2,140	2.23	4,768
50	326	Baggage and station attendants	484	1,016,701	1,887,702	2,101	1.86	3,900
51	341	Foremen and assistant foremen in freight sheds	179	376,017	955,824	2,101	2.54	5,340
52	352	Dining car stewards, chefs and cooks	399	1,014,834	1,701,176	2,543	1.68	4,264
53	353	Restaurant managers, chefs and cooks	56	135,027	235,011	2,411	1.74	4,197
54	354	Sleeping and parlour car conductors	97	233,940	460,780	2,412	1.97	4,750
55	355	Motor vehicle mechanics	49	111,354	262,528	2,273	2.36	5,358
56	362	Revenue motor vehicle drivers and helpers	269	677,200	1,580,851	2,517	2.33	5,877
57	363	Freight handlers and freight shed operators	2,413	4,852,175	10,075,239	2,011	2.08	4,175
58	364	Sleeping and parlour car porters and other train attendants	459	1,099,251	1,864,900	2,395	1.70	4,063
59	365	Dining car waiters and kitchen helpers	262	611,949	860,147	2,336	1.41	3,283
60	366	Restaurant waiters and kitchen helpers	89	181,261	177,811	2,037	0.98	1,998
61	367	News agents	154	359,453	718,537	2,334	2.00	4,666
62	368	Garage servicemen and helpers to mechanics	32	71,711	146,835	2,241	2.05	4,588
63	371	Transportation labourers	573	1,254,198	2,259,931	2,189	1.80	3,944
64	391	Floating equipment employees	18	41,803	87,928	2,322	2.10	4,885
Sub-totals			11,498	24,714,181	52,902,172	2,150	2.14	4,601
65	432	Yardmasters and assistant yardmasters	304	593,023	1,878,775	1,951	3.17	6,180
66	433	Switchtenders	85	190,575	399,217	2,242	2.09	4,697
67	434	Hostlers	79	184,541	398,273	2,336	2.16	5,041
Sub-totals			468	968,139	2,676,265	2,069	2.76	5,718
68	435	Road passenger conductors	175	372,943	1,396,828	2,131	3.75	7,982
69	436	Road freight conductors	850	1,938,085	6,464,854	2,280	3.34	7,606
70	437	Road passenger brakemen and baggagemen	412	755,263	2,479,404	1,833	3.28	6,018
71	438	Road freight brakemen	1,902	3,607,822	10,732,808	1,897	2.97	5,643
72	532	Yard foremen and car retarder operators	772	1,807,728	4,764,942	2,342	2.64	6,172
73	533	Yard helpers	1,909	3,740,483	9,144,365	1,959	2.44	4,790
74	534	Road passenger engineers and motormen	224	382,734	1,981,959	1,709	5.18	8,848
75	535	Road freight engineers and motormen	933	2,068,519	7,964,660	2,217	3.85	8,537
76	536	Yard engineers and motormen	764	1,849,103	4,786,256	2,420	2.59	6,265
77	537	Road passenger firemen and helpers	179	260,997	1,112,539	1,458	4.26	6,215
78	538	Road freight firemen and helpers	872	1,887,627	5,777,187	2,165	3.06	6,625
79	539	Yard firemen and helpers	509	1,177,335	2,411,634	2,313	2.05	4,738
Sub-totals			9,501	19,848,639	59,017,436	2,089	2.97	6,212
Totals			21,467	45,530,959	114,595,873	2,121	2.52	5,338
Totals, divisions 1 to 79			50,272	107,309,527	252,548,307	2,135	2.35	5,024
Other operations								
80	691	Express	3,901	7,795,027	16,360,862	1,998	2.10	4,194
81	791	Highway transport (rail)	20	42,313	92,878	2,116	2.20	4,644
82	891	Telecommunications	3,318	7,127,342	14,861,128	2,148	2.08	4,479
83	991	Outside operations	3,997	8,800,784	13,354,967	2,202	1.52	3,341
Totals			11,236	23,765,466	44,669,835	2,115	1.88	3,976
Grand totals			61,508	131,074,993	297,218,142¹	2,131	2.27	4,832
Number of female employees (included above)			4,504	—	—	—	—	—
Salaries and wages charged to operating expenses			—	—	261,404,179	—	—	—

¹ Includes \$7,327,435 paid to 1,318 employees residing outside Canada charged to Canadian lines.

TABLE 3. Employees and their Compensation, 1964 - Class II Railways¹

Div. No.	Code No.	Occupational classification	Number of employees (average)	Service hours paid for	Total compensation	Average hours paid for	Average salaries and wages	
							Per hour	Per year
					\$	dollars		
General								
01	001	Managerial and supervisory	147	273,241	1,464,692	1,859	5.36	9,964
02	011	Professional, technical, and staff assistants	48	92,357	278,174	1,924	3.01	5,795
03	022	Chief clerks, assistant chief clerks and office supervisors	83	169,216	504,205	2,039	2.98	6,075
04	023	Clerks and related occupations	606	1,204,134	2,735,357	1,987	2.27	4,514
05	041	Foremen, assistant foremen, and sub-foremen, stores	23	48,161	146,294	2,094	3.04	6,361
06	052	Miscellaneous tradesmen and service vehicle operators	31	67,958	164,650	2,192	2.42	5,311
07	053	Constables and policemen	57	123,819	310,206	2,172	2.51	5,442
08	062	Storemen (non-clerical)	57	112,427	244,280	1,972	2.17	4,286
09	072	Stores labourers	6	12,654	25,008	2,109	1.98	4,168
10	073	General office service attendants	48	105,358	231,138	2,195	2.19	4,815
Totals			1,106	2,209,325	6,104,004	1,998	2.76	5,519
Road maintenance								
11	101	Managerial and supervisory	81	188,521	678,223	2,327	3.60	8,373
12	111	Professional, technical, and staff assistants	99	128,124	647,005	1,294	5.05	6,536
13	121	Clerical	65	148,912	351,730	2,291	2.36	5,411
14	142	Bridge and building foremen	50	101,657	346,016	2,033	3.40	6,920
15	143	Extra gang and snow plow foremen	64	144,551	459,955	2,259	3.18	7,187
16	144	Section foremen	315	695,775	1,595,388	2,209	2.29	5,065
17	145	Signal and electrical transmission foremen	19	42,745	150,991	2,250	3.53	7,947
18	152	Bridge and building tradesmen and bridge operators	223	545,566	1,326,548	2,446	2.43	5,949
19	153	Work equipment operators, maintainers and mechanics	137	344,642	958,766	2,516	2.78	6,998
20	154	Signal and interlocker maintainers and mechanics	128	287,148	828,220	2,243	2.88	6,470
21	162	Bridge and building helpers	22	49,869	101,805	2,267	2.04	4,628
22	163	Work equipment helpers	12	25,673	49,081	2,139	1.91	4,090
23	164	Signal helpers and apprentices	—	—	—	—	—	—
24	165	Sectionmen, crossing watchmen and gatemen	1,038	2,227,889	4,301,891	2,146	1.93	4,144
25	172	Bridge and building, signal and work equipment labourers	23	50,516	115,040	2,196	2.28	5,002
26	173	Extra gang labourers	428	986,345	1,796,987	2,305	1.82	4,199
Totals			2,704	5,967,933	13,707,646	2,207	2.30	5,069
Equipment maintenance								
27	201	Managerial and supervisory	168	378,169	1,282,292	2,251	3.39	7,633
28	211	Professional, technical, and staff assistants	10	24,756	80,915	2,476	3.27	8,092
29	221	Clerical	61	139,245	315,253	2,283	2.26	5,168
30	252	Blacksmiths and boilermakers	36	74,261	186,303	2,063	2.51	5,175
31	253	Carmen - Coach, locomotive and freight	559	1,274,334	3,475,383	2,280	2.73	6,217
32	254	Electrical workers, linemen and groundmen	111	243,889	677,498	2,197	2.78	6,104
33	255	Machinists and moulders	184	414,030	1,097,386	2,250	2.65	5,964
34	256	Pipefitters and sheet metal workers	39	79,431	197,015	2,037	2.48	5,052
35	258	Stationary engineers	9	21,888	56,978	2,432	2.60	6,331
36	262	Helpers to mechanics	250	528,506	1,151,172	2,114	2.18	4,605
37	263	Apprentices	38	74,433	138,116	1,959	1.86	3,635
38	264	Stationary firemen and oilers	14	29,030	60,016	2,074	2.07	4,287
39	272	Coach cleaners	43	88,766	173,181	2,064	1.95	4,027
40	273	Classified labourers	97	209,016	435,191	2,155	2.08	4,487
41	274	Unclassified labourers	83	171,875	325,160	2,071	1.89	3,918
Totals			1,702	3,751,629	9,651,859	2,204	2.57	5,671

See footnote at end of table.

TABLE 3. Employees and their Compensation, 1964 - Class II Railways¹ - Concluded

Div. No.	Code No.	Occupational classification	Number of employees (average)	Service hours paid for	Total compensation	Average hours paid for	Average salaries and wages	
							Per hour	Per year
					\$	dollars		
Transportation								
42	302	Managerial and supervisory	38	92,463	446,359	2,433	4.83	11,746
43	303	Supervisory and assistant supervisory agents	23	48,778	143,777	2,121	2.95	6,251
44	312	Professional, technical, and staff assistants	9	18,468	64,191	2,052	3.48	7,132
45	313	Train dispatchers and traffic supervisors	80	180,318	610,700	2,254	3.39	7,634
46	322	Chief clerks and assistant chief clerks	19	39,326	107,358	2,070	2.73	5,650
47	323	Clerks and related occupations	183	401,877	892,766	2,196	2.22	4,879
48	324	Checkers (car and freight)	33	69,121	138,918	2,095	2.01	4,210
49	325	Station agents, telegraphers, caretaker agents and levermen	339	741,076	1,900,553	2,186	2.56	5,606
50	326	Baggage and station attendants	12	28,810	65,359	2,401	2.27	5,447
51	341	Foremen and assistant foremen in freight sheds	25	56,065	135,938	2,243	2.42	5,438
52	352	Dining car stewards, chefs and cooks	40	92,847	174,932	2,321	1.88	4,373
53	353	Restaurant managers, chefs and cooks	—	—	—	—	—	—
54	354	Sleeping and parlour car conductors	—	—	—	—	—	—
55	355	Motor vehicle mechanics	5	9,107	22,320	1,821	2.45	4,464
56	362	Revenue motor vehicle drivers and helpers	38	71,626	176,851	1,885	2.47	4,654
57	363	Freight handlers and freight shed operators	152	278,455	658,388	1,832	2.36	4,332
58	364	Sleeping and parlour car porters and other train attendants	21	44,208	104,317	2,105	2.36	4,967
59	365	Dining car waiters and kitchen helpers	3	8,310	13,878	2,770	1.67	4,626
60	366	Restaurant waiters and kitchen helpers	7	10,852	17,269	1,550	1.59	2,467
61	367	News agents	—	—	—	—	—	—
62	368	Garage servicemen and helpers to mechanics	4	7,496	18,577	1,874	2.48	4,644
63	371	Transportation labourers	101	225,054	542,643	2,229	2.41	5,373
64	391	Floating equipment employees	47	115,295	262,461	2,453	2.28	5,584
		Sub-totals	1,179	2,539,552	6,497,555	2,154	2.56	5,511
65	432	Yardmasters and assistant yardmasters	52	106,094	357,938	2,040	3.37	6,883
66	433	Switchtenders	—	—	—	—	—	—
67	434	Hostlers	43	99,394	250,161	2,311	2.52	5,818
		Sub-totals	95	205,488	608,099	2,163	2.96	6,401
68	435	Road passenger conductors	36	108,397	329,448	3,011	3.04	9,151
69	436	Road freight conductors	197	547,326	1,648,384	2,778	3.01	8,367
70	437	Road passenger brakemen and baggagemen	64	208,374	524,668	3,256	2.52	8,198
71	438	Road freight brakemen	439	1,017,938	2,675,272	2,319	2.63	6,094
72	532	Yard foreman and car retarder operators	144	374,646	1,088,820	2,602	2.91	7,561
73	533	Yard helpers	302	720,294	1,927,992	2,385	2.68	6,384
74	534	Road passenger engineers and motormen	43	101,455	427,359	2,359	4.21	9,938
75	535	Road freight engineers and motormen	213	559,076	1,980,849	2,625	3.54	9,300
76	536	Yard engineers and motormen	136	374,374	1,102,444	2,753	2.94	8,106
77	537	Road passenger firemen and helpers	36	83,078	294,071	2,308	3.54	8,169
78	538	Road freight firemen and helpers	165	366,452	1,052,714	2,221	2.87	6,380
79	539	Yard firemen and helpers	114	278,688	692,026	2,445	2.48	6,070
		Sub-totals	1,889	4,740,098	13,744,047	2,509	2.90	7,276
		Totals	3,163	7,485,138	20,849,701	2,366	2.79	6,592
		Totals divisions 1 to 79	8,675	19,414,025	50,313,210	2,238	2.59	5,800
Other operations								
80	691	Express	43	101,961	210,676	2,371	2.07	4,899
81	791	Highway transport (rail)	1	2,092	5,585	2,092	2.67	5,585
82	891	Telecommunications	403	873,178	2,019,336	2,167	2.31	5,011
83	991	Outside operations	32	70,394	185,130	2,200	2.63	5,785
		Totals	479	1,047,625	2,420,727	2,187	2.31	5,054
		Grand totals	9,154	20,461,650	52,733,937²	2,235	2.58	5,761
		Number of female employees (included above)	430	—	—	—	—	—
		Salaries and wages charged to operating expenses	—	—	52,985,232	—	—	—

¹ Excludes 199 employees, 426,000 hours, and \$1,910,758 of the B.C. Hydro and Power Authority Railway Co. Ltd. for which only an arbitrary breakdown is available.

² Includes \$1,000,055 paid to 169 employees residing outside Canada charged to Canadian lines. An additional \$4,475,061 expended for the same purpose by U.S. lines operating in Canada is not included because the proper distribution is not available.

TABLE 4. Employees and their Compensation, 1964 - Class I and II Railways

Div. No.	Code No.	Occupational classification	Number of employees (average)	Service hours paid for	Total compensation	Average hours paid for	Average salaries and wages	
							Per hour	Per year
					\$	dollars		
General								
01	001	Managerial and supervisory	1,453	3,008,319	16,546,687	2,070	5.50	11,388
02	011	Professional, technical, and staff assistants	2,491	5,244,319	16,849,301	2,105	3.21	6,764
03	022	Chief clerks, assistant chief clerks and office supervisors	1,142	2,379,479	6,996,475	2,084	2.94	6,127
04	023	Clerks and related occupations	8,804	18,281,665	37,042,697	2,077	2.03	4,207
05	041	Foremen, assistant foremen, and sub-foremen, stores	195	416,597	1,030,157	2,136	2.47	5,283
06	052	Miscellaneous tradesmen and service vehicle operators	335	706,836	1,617,363	2,110	2.29	4,828
07	053	Constables and policemen	996	2,141,390	5,025,365	2,150	2.35	5,046
08	062	Storemen (non-clerical)	1,210	2,556,045	5,228,350	2,112	2.05	4,321
09	072	Stores labourers	657	1,375,723	2,578,943	2,094	1.87	3,925
10	073	General office service attendants	286	593,665	1,071,350	2,076	1.80	3,746
Totals			17,569	36,704,038	93,986,688	2,089	2.56	5,350
Road maintenance								
11	101	Managerial and supervisory	1,075	2,343,465	8,610,282	2,180	3.67	8,010
12	111	Professional, technical, and staff assistants	989	2,001,887	6,313,208	2,024	3.15	6,383
13	121	Clerical	660	1,407,134	3,033,830	2,132	2.16	4,597
14	142	Bridge and building foremen	519	1,136,416	2,965,330	2,190	2.61	5,714
15	143	Extra gang and snow plow foremen	401	1,094,394	2,778,348	2,729	2.54	6,929
16	144	Section foremen	4,118	9,122,597	19,243,891	2,215	2.11	4,673
17	145	Signal and electrical transmission foremen.....	94	209,034	659,375	2,224	3.15	7,015
18	152	Bridge and building tradesmen and bridge operators	3,144	6,964,541	14,877,819	2,215	2.14	4,732
19	153	Work equipment operators, maintainers and mechanics	1,214	3,209,196	7,736,211	2,643	2.41	6,372
20	154	Signal and interlocker maintainers and mechanics	853	2,029,232	4,834,671	2,379	2.38	5,668
21	162	Bridge and building helpers	205	455,524	857,072	2,222	1.88	4,181
22	163	Work equipment helpers	270	679,826	1,386,030	2,518	2.04	5,133
23	164	Signal helpers and apprentices	573	1,280,261	2,489,872	2,234	1.94	4,345
24	165	Sectionmen, crossing watchmen and gatemen	11,396	24,643,420	45,044,836	2,162	1.83	3,953
25	172	Bridge and building, signal and work equipment labourers	478	1,035,683	1,808,068	2,167	1.75	3,783
26	173	Extra gang labourers	3,138	8,399,527	12,125,652	2,677	1.44	3,864
Totals			29,127	66,012,137	134,764,495	2,266	2.04	4,627
Equipment maintenance								
27	201	Managerial and supervisory	2,376	5,106,505	16,766,400	2,149	3.28	7,057
28	211	Professional, technical, and staff assistants	565	1,197,203	3,669,053	2,119	3.06	6,494
29	221	Clerical	986	2,102,380	4,371,456	2,132	2.08	4,434
30	252	Blacksmiths and boilermakers.....	765	1,652,377	3,993,961	2,160	2.42	5,221
31	253	Carmen - Coach, locomotive and freight	9,512	20,733,576	48,589,280	2,180	2.34	5,108
32	254	Electrical workers, linemen and groundmen ...	1,982	4,377,134	10,675,076	2,208	2.44	5,386
33	255	Machinists and moulders	3,265	7,162,513	17,360,499	2,194	2.42	5,317
34	256	Pipefitters and sheet metal workers	1,322	2,893,373	6,973,719	2,189	2.41	5,275
35	258	Stationary engineers	127	283,315	704,859	2,231	2.49	5,550
36	262	Helpers to mechanics	3,765	8,067,099	16,497,994	2,143	2.04	4,382
37	263	Apprentices	1,172	2,457,800	4,291,538	2,097	1.75	3,662
38	264	Stationary firemen and oilers	192	448,769	905,615	2,337	2.02	4,717
39	272	Coach cleaners	1,303	2,811,222	5,151,023	2,157	1.83	3,953
40	273	Classified labourers	2,234	4,804,108	8,971,441	2,150	1.87	4,016
41	274	Unclassified labourers	1,828	3,903,071	7,017,752	2,135	1.80	3,839
Totals			31,394	68,000,445	155,939,666	2,166	2.29	4,967

TABLE 4. Employees and their Compensation, 1964 - Class I and II Railways - Concluded

Div. No.	Code No.	Occupational classification	Number of employees (average)	Service hours paid for	Total compensation	Average hours paid for	Average salaries and wages	
							Per hour	Per year
					\$		dollars	
		Transportation						
42	302	Managerial and supervisory	948	2,114,738	8,155,949	2,231	3.86	8,603
43	303	Supervisory and assistant supervisory agents	447	1,039,769	2,689,710	2,326	2.59	6,017
44	312	Professional, technical, and staff assistants	550	1,184,135	3,370,578	2,153	2.85	6,128
45	313	Train dispatchers and traffic supervisors	595	1,261,038	4,236,942	2,119	3.36	7,121
46	322	Chief clerks and assistant chief clerks	553	1,205,397	3,023,898	2,180	2.51	5,468
47	323	Clerks and related occupations	5,965	12,655,639	26,579,885	2,122	2.10	4,456
48	324	Checkers (car and freight)	1,511	3,325,199	6,966,950	2,201	2.10	4,611
49	325	Station agents, telegraphers, caretaker agents and levermen	4,992	10,921,951	25,081,793	2,188	2.30	5,024
50	326	Baggage and station attendants	937	2,009,764	3,742,668	2,145	1.86	3,994
51	341	Foremen and assistant foremen in freight sheds	392	844,166	2,074,628	2,153	2.46	5,292
52	352	Dining car stewards, chefs and cooks	872	2,313,857	4,150,402	2,656	1.79	4,760
53	353	Restaurant managers, chefs and cooks	75	180,568	327,380	2,408	1.81	4,365
54	354	Sleeping and parlour car conductors	187	490,773	997,410	2,624	2.03	5,334
55	355	Motor vehicle mechanics	55	120,925	285,840	2,199	2.36	5,197
56	362	Revenue motor vehicle drivers and helpers	1,249	2,852,948	6,185,836	2,284	2.17	4,953
57	363	Freight handlers and freight shed operators	5,859	12,698,714	26,260,262	2,167	2.07	4,482
58	364	Sleeping and parlour car porters and other train attendants	1,031	2,676,477	4,471,361	2,596	1.67	4,337
59	365	Dining car waiters and kitchen helpers	786	2,066,226	3,230,254	2,629	1.56	4,110
60	366	Restaurant waiters and kitchen helpers	109	224,801	248,712	2,062	1.11	2,282
61	367	News agents	154	359,453	718,537	2,334	2.00	4,666
62	368	Garage servicemen and helpers to mechanics	36	79,207	165,412	2,200	2.09	4,595
63	371	Transportation labourers	1,452	3,192,582	5,956,383	2,199	1.87	4,102
64	391	Floating equipment employees	521	1,332,259	2,677,301	2,557	2.01	5,139
		Sub-totals	29,276	65,152,586	141,598,091	2,225	2.17	4,837
65	432	Yardmasters and assistant yardmasters	682	1,428,603	4,549,519	2,095	3.18	6,671
66	433	Switchtenders	292	644,501	1,355,104	2,207	2.10	4,641
67	434	Hostlers	337	792,886	1,784,840	2,353	2.25	5,296
		Sub-totals	1,311	2,865,990	7,689,463	2,186	2.68	5,865
68	435	Road passenger conductors	525	1,164,279	4,144,641	2,218	3.56	7,895
69	436	Road freight conductors	2,225	5,300,478	17,228,060	2,382	3.25	7,743
70	437	Road passenger brakemen and baggagemen	1,169	2,444,455	7,526,415	2,091	3.08	6,438
71	438	Road freight brakemen	4,602	9,840,314	28,598,962	2,138	2.91	6,214
72	532	Yard foremen and car retarder operators	2,101	4,789,949	12,826,291	2,280	2.68	6,105
73	533	Yard helpers	4,501	9,483,055	23,601,975	2,107	2.49	5,244
74	534	Road passenger engineers and motormen	663	1,207,741	6,081,688	1,822	5.04	9,173
75	535	Road freight engineers and motormen	2,418	5,423,810	20,791,640	2,243	3.83	8,599
76	536	Yard engineers and motormen	1,878	4,814,064	12,721,424	2,563	2.64	6,774
77	537	Road passenger firemen and helpers	524	914,278	3,879,618	1,745	4.24	7,404
78	538	Road freight firemen and helpers	2,153	4,676,244	14,475,897	2,172	3.10	6,724
79	539	Yard firemen and helpers	1,364	3,293,264	7,056,702	2,414	2.14	5,174
		Sub-totals	24,123	53,351,931	158,933,313	2,212	2.98	6,588
		Totals	54,710	121,370,507	308,220,867	2,218	2.54	5,634
		Totals, divisions 1 to 79	132,800	292,087,127	692,911,716	2,199	2.37	5,218
		Other operations						
80	691	Express	7,314	15,446,418	32,248,445	2,112	2.09	4,409
81	791	Highway transport (rail)	429	940,628	2,048,039	2,193	2.18	4,774
82	891	Telecommunications	8,952	19,609,528	43,071,527	2,191	2.20	4,811
83	991	Outside operations	7,508	16,407,762	25,513,306	2,185	1.55	3,398
		Totals	24,203	52,404,336	102,881,317	2,165	1.96	4,251
		Grand totals	157,003	344,491,463	795,793,033¹	2,194	2.31	5,069
		Number of employees female (included above)	9,617	—	—	—	—	—
		Salaries and wages charged to operating expenses	—	—	711,723,005	—	—	—

¹ Includes \$9,612,047 paid to 1,771 employees residing outside Canada charged to Canadian lines. An additional \$4,475,061 expended for the same purpose by U.S. lines operating in Canada is not included because the proper distribution is not available.

TABLE 5. Employees and their Compensation, 1964 - Class III and IV Railways

Div. No.	Code No.	Occupational classification	Number of employees (average)	Service hours paid for	Total compensation	Average hours paid for	Average salaries and wages	
							Per hour	Per year
					\$		dollars	
		Summary						
01-10	001-073	General.....	59	119,675	302,820	2,028	2.53	5,132
11-26	101-173	Road maintenance.....	168	331,299	684,966	1,972	2.07	4,077
27-41	201-274	Equipment maintenance.....	71	147,419	339,369	2,076	2.30	4,780
42-79	302-539	Transportation.....	339	692,966	1,405,857	2,044	2.03	4,147
		Totals.....	637	1,291,359	2,733,012	2,027	2.12	4,290
80	691	Express.....	3	7,488	11,409	2,496	1.52	3,803
81	791	Highway transport (rail).....	—	—	—	—	—	—
82	891	Telecommunications.....	—	—	—	—	—	—
83	991	Outside operations.....	—	—	—	—	—	—
		Totals.....	3	7,488	11,409	2,496	1.52	3,803
		Grand totals.....	640	1,298,847	2,744,421	2,029	2.11	4,288
		Number of female employees (included above).....	27	—	—	—	—	—
		Salaries and wages charged to operating expenses.....	—	—	2,191,549	—	—	—
		Pullman and International Bridge Company ¹	47	102,092	259,545	2,172	2.54	5,522

¹ Included with "Class III and IV Railways".

TABLE 6. Employees and their Compensation, 1964 - All Railways

Div. No.	Code No.	Occupational classification	Number of employees (average)	Service hours paid for	Total compensation	Average hours paid for	Average salaries and wages	
							Per hour	Per year
					\$		dollars	
		Summary						
01-10	001-073	General.....	17,628	36,823,713	94,289,508	2,089	2.56	5,349
11-26	101-173	Road maintenance.....	29,295	66,343,436	135,449,461	2,265	2.04	4,624
27-41	201-274	Equipment maintenance.....	31,465	68,147,864	156,279,035	2,166	2.29	4,967
42-79	302-539	Transportation.....	55,049	122,063,473	309,626,724	2,217	2.54	5,625
		Totals.....	133,437	293,378,486	695,644,728	2,199	2.37	5,213
80	691	Express.....	7,317	15,453,906	32,259,854	2,112	2.09	4,409
81	791	Highway Transport (rail).....	429	940,628	2,048,039	2,193	2.18	4,774
82	891	Telecommunications.....	8,952	19,609,528	43,071,527	2,190	2.20	4,811
83	991	Outside operations.....	7,508	16,407,762	25,513,306	2,185	1.55	3,398
		Totals.....	24,206	52,411,824	102,892,726¹	2,165	1.96	4,251
		Grand totals.....	157,643	345,790,310	798,537,454	2,194	2.31	5,065
		Number of female employees (included above).....	9,644	—	—	—	—	—
		Salaries and wages charged to operating expenses.....	—	—	713,914,554	—	—	—

¹ Includes \$9,646,290 paid to 1,792 employees residing outside Canada charged to Canadian lines. An additional \$4,536,328 expended for the same purpose by U.S. lines operating in Canada is not included because the proper distribution is not available.

TABLE 7. Relationship Between the 1956 and 1964 Railway Employee Classifications

1956 Division Number and Reporting Division	1964 Division Number (Code Number) and Occupational Classification
GENERAL¹	
01 Executives, officers and assistants 13 B. and B. masters, roadmasters and assistants 27 General and assistant general foremen and inspectors (signal and electrical transmission) 31 General foremen, foremen and assistant foremen (equipment) 46 Chief train dispatchers	01 (001) Managerial and supervisory (general) 11 (101) Managerial and supervisory (road maintenance) 27 (201) Managerial and supervisory (equipment maintenance) 42 (302) Managerial and supervisory (transportation)
02 Professional and sub-professional assistants 09 Police inspectors, sergeants, special agents and investigators 14 Maintenance of way and scale inspectors 56 Dining car and restaurant inspectors	02 (011) Professional, technical, and staff assistants (general) 12 (111) Professional, technical, and staff assistants (road maintenance) 28 (211) Professional, technical, and staff assistants (equipment maintenance) 44 (312) Professional, technical, and staff assistants (transportation)
03 Chief, assistant chief and supervisory clerks	03 (022) Chief clerks, assistant chief clerks and office supervisors (general) 46 (322) Chief clerks and assistant chief clerks (transportation)
04 Clerks, stenographers and office machine operators 05 Telephone switchboard operators, office boys and sorters	04 (023) Clerks and related occupations (general) 13 (121) Clerical (road maintenance) 29 (221) Clerical (equipment maintenance) 47 (323) Clerks and related occupations (transportation) 48 (324) Checkers (transportation)
06 Janitors and other building attendants	10 (073) General office service attendants
07 Service vehicle operators 08 Miscellaneous trades workers	06 (052) Miscellaneous tradesmen and service vehicle operators
10 Constables and policemen	07 (053) Constables and policemen
11 Stores general foremen, foremen and assistants	05 (041) Foremen, assistant and sub-foremen, stores
12 Storemen and stores labourers (non-clerical)	08 (062) Storemen (non-clerical) 09 (072) Stores labourers
ROAD MAINTENANCE	
15 B. and B. department foremen	14 (142) Bridge and building foremen
16 B. and B. carpenters and bridgemen 17 Blacksmiths, pipefitters and tinsmiths 18 Masons, painters and other journeymen 22 Pumpmen 62 Bridge operators	18 (152) Bridge and building tradesmen and bridge operators

¹ The construction of this key required the incorporation under GENERAL of certain supervisory and clerical classifications normally included in the ROAD MAINTENANCE, EQUIPMENT MAINTENANCE, and TRANSPORTATION functions.

TABLE 7. Relationship Between the 1956 and 1964 Railway Employee Classifications - Continued

1956 Division Number and Reporting Division	1964 Division Number (Code Number) and Occupational Classification
ROAD MAINTENANCE - Concluded	
19 Helpers, B. and B. department	21 (162) Bridge and building helpers
20 Labourers, bridge, building and signal	25 (172) Bridge and building, signal and work equipment labourers
21 Work equipment operators and helpers	19 (153) Work equipment operators, maintainers and mechanics 22 (163) Work equipment helpers
23 Extra gang and snow plow foremen	15 (143) Extra gang and snow plow foremen
24 Section Foremen	16 (144) Section foremen
25 Labourers, extra gang	26 (173) Extra gang labourers
26 Sectionmen 63 Crossing watchmen and gatemen	24 (165) Sectionmen, crossing watchmen and gatemen
28 Foremen, signal and electrical transmission	17 (145) Signal and electrical transmission foremen
29 Signal and interlocker maintainers and helpers	20 (154) Signal and interlocker maintainers and mechanics 23 (164) Signal helpers and apprentices
EQUIPMENT MAINTENANCE	
32 Blacksmiths 33 Boilermakers	30 (252) Blacksmiths and boilermakers
34 Carmen, coach and locomotive 35 Carmen, freight	31 (253) Carmen - coach, locomotive and freight
30 Linemen and groundmen - Electrical transmission 36 Electrical workers	32 (254) Electrical workers, linemen and groundmen
37 Machinists 38 Moulders	33 (255) Machinists and moulders
39 Pipefitters and sheet metal workers	34 (256) Pipefitters and sheet metal workers
40 Helpers to mechanics	36 (262) Helpers to mechanics
41 Apprentices	37 (263) Apprentices

TABLE 7. Relationship Between the 1956 and 1964 Railway Employee Classifications - Continued

1956 Division Number and Reporting Division	1964 Division Number (Code Number) and Occupational Classification
EQUIPMENT MAINTENANCE - Concluded	
42 Coach cleaners	39 (272) Coach cleaners
43 Classified labourers (shops, enginehouses and power plants)	40 (273) Classified labourers (shops, enginehouses and power plants)
44 Unclassified labourers (shops, enginehouses and power plants)	41 (274) Unclassified labourers (shops, enginehouses and power plants)
45 Stationary engineers, firemen and oilers	} 35 (258) Stationary engineers 38 (264) Stationary firemen and oilers
TRANSPORTATION	
47 Train despatchers	45 (313) Train despatchers and traffic supervisors
48 Supervisory agents and assistants	43 (303) Supervisory and assistant supervisory agents
49 Agents and caretaker agents at small stations (non-telegraphers) 50 Station agents, telegraphers and telephoners 51 Levermen (non-telegraphers) at interlockers	} 49 (325) Station agents, telegraphers, caretaker agents and levermen
52 Baggage, parcel room and station attendants	50 (326) Baggage and station attendants
53 General foremen and foremen in freight sheds	51 (341) Foremen and assistant foremen in freight sheds
54 Freight handlers and freight shed operators	57 (363) Freight handlers and freight shed operators
55 Labourers	63 (371) Transportation labourers
57 Dining car stewards, chefs, cooks and waiters	} 52 (352) Dining car stewards, chefs and cooks 59 (365) Dining car waiters and kitchen helpers
58 Restaurant managers, chefs, cooks and waiters	} 53 (353) Restaurant managers, chefs and cooks 60 (366) Restaurant waiters and kitchen helpers
59 News agents	61 (367) News agents

TABLE 7. Relationship Between the 1956 and 1964 Railway Employee Classifications - Continued

1956 Division Number and Reporting Division	1964 Division Number (Code Number) and Occupational Classification
TRANSPORTATION - Concluded	
60 Sleeping and parlour car conductors	54 (354) Sleeping and parlour car conductors
See footnote 1.	55 (355) Motor vehicle mechanics ¹
See footnote 1.	56 (362) Revenue motor vehicle drivers ¹
61 Porters and other train attendants	58 (364) Sleeping and parlour car porters and other train attendants
See footnote 1.	62 (368) Garage attendants ¹
64 Floating equipment employees	64 (391) Floating equipment employees
65 Yardmasters and assistants	65 (432) Yardmasters and assistant yardmasters
66 Switchtenders	66 (433) Switchtenders
67 Hostlers	67 (434) Hostlers
68 Road passenger conductors	68 (435) Road passenger conductors
69 Road freight conductors	69 (436) Road freight conductors
70 Road passenger brakemen and baggagemen	70 (437) Road passenger brakemen and baggagemen
71 Road freight brakemen	71 (438) Road freight brakemen
72 Yard foremen	72 A (439) Car retarder operators 72 B (532) Yard foremen
73 Yard helpers	73 (533) Yard helpers
74 Road passenger engineers and motormen	74 (534) Road passenger engineers and motormen
75 Road freight engineers and motormen	75 (535) Road freight engineers and motormen
76 Yard engineers and motormen	76 (536) Yard engineers and motormen
77 Road passenger firemen and helpers	77 (537) Road passenger firemen and helpers
78 Road freight firemen and helpers	78 (538) Road freight firemen and helpers
79 Yard firemen and helpers	79 (539) Yard firemen and helpers

¹ These classifications include employees engaged in integrated express, and less carload operations. They were formerly included in Express, Cartage and Highway Transport (rail) services, Divisions 81, 82 and 83, respectively.

TABLE 7. Relationship Between the 1956 and 1964 Railway Employee Classifications - Concluded

1956 Division Number and Reporting Division	1964 Division Number (Code Number) and Occupational Classification
OTHER OPERATIONS	
80 Communications	82 (891) Telecommunications
81 Express	80 (691) Express
82 Cartage	
83 Highway transport (rail)	81 (791) Highway transport (rail)
84 Outside operations	83 (991) Outside operations

DEFINITIONS OF RAILWAY FUNCTIONS

GENERAL—Includes all functions or departments except those separately defined below. Included in this group are such departments as; Research and Development, Accounting and Finance, Personnel and Labour Relations, Purchases and Stores, Sales, Traffic, Investigation, etc.

ROAD MAINTENANCE—This function is responsible for the construction and maintenance of all track and structures and signal installations.

EQUIPMENT MAINTENANCE—This function is responsible for the maintenance and servicing of all motive power, car, shop and power plant equipment.


TRANSPORTATION (NON-TRAIN AND TRAIN)—This function is responsible for scheduling, dispatching and operating trains and other ancillary services, the operation of terminal facilities and the distribution of cars and motive power. This function is also responsible for the movement of merchandise by means of the integration of express and less carload operations.


EXPRESS—This function is responsible for non-integrated express operations.

HIGHWAY TRANSPORT (RAIL)—This function is responsible for non-integrated cartage and highway services ancillary to rail operations.

TELECOMMUNICATIONS—This function is responsible for all telecommunications operations.

OUTSIDE OPERATIONS—This function includes such operations as hotels which are operated both as to revenues and expenses separate and apart from actual rail operations.





STATISTICS CANADA LIBRARY
BIBLIOTHEQUE STATISTIQUE CANADA



1010553401

1004
DEPT. OF STATISTICS
BUREAU DE STATISTIQUE