
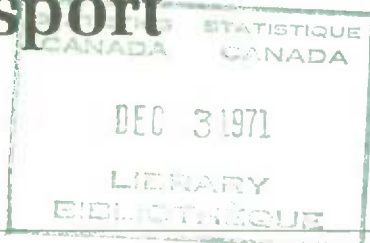


# Railway transport

PART VI  
EMPLOYMENT STATISTICS  
1970





STATISTICS CANADA  
Transportation and Public Utilities Division  
Transportation Section

RAILWAY TRANSPORT

1970

PART VI

(Employment Statistics)

*Published by Authority of*  
The Minister of Industry, Trade and Commerce

November 1971  
8709-529

Price: 50 cents

Statistics Canada should be credited when republishing all or any part of this document

Information Canada  
Ottawa



## PREFACE

Annual railway transport statistics in Canada are published in a series of six reports each of which covers specific aspects of the industry; services and equipment available, traffic handled, the labour force involved and the financial aspects of railways operating in this country.

Statistics on railways have been collected and published in Canada since 1875, first by the Department of Railways and Canals until 1918, and by Statistics Canada since its inception in 1918. During this time the data have been published in varying degrees of detail. Until 1950 one volume contained all railway statistical data. In 1951 there were three; 1952-1957 there were five, and since 1958 six separate parts have been required to reflect these annual operations. The present report encompasses the following six parts which are not necessarily released in the order they are numbered.

- Part I. Railway Transport – Summary Statistics (Five years)
- II. Railway Transport – Financial Statistics
- III. Railway Transport – Equipment, Track and Fuel Statistics
- IV. Railway Transport – Operating and Traffic Statistics
- V. Railway Transport – Commodity Statistics
- VI. Railway Transport – Employment Statistics

Several other annual reports and three periodicals dealing with rail transportation are also available. A list of all titles published in this field is located on the outside back cover of each report.

Statistics Canada is indebted to the individual railway companies operating across the nation which have prepared and submitted their data for inclusion in this statistical series; to the Railway Association of Canada for its cooperation; and to the Railway Transport Committee of the Canadian Transport Commission, with which joint collection arrangements exist, for their promotion of the uniform accounting principles used for rail statistical purposes.

This report has been prepared by the Transportation Section of the Transportation and Public Utilities Division of Statistics Canada. Any inquiries or comments respecting data contained herein, or to unpublished detail, should be forwarded to this Section.

WALTER E. DUFFETT,  
*Chief Statistician of Canada.*

### SYMBOLS

The following standard symbols are used in Statistics Canada publications:

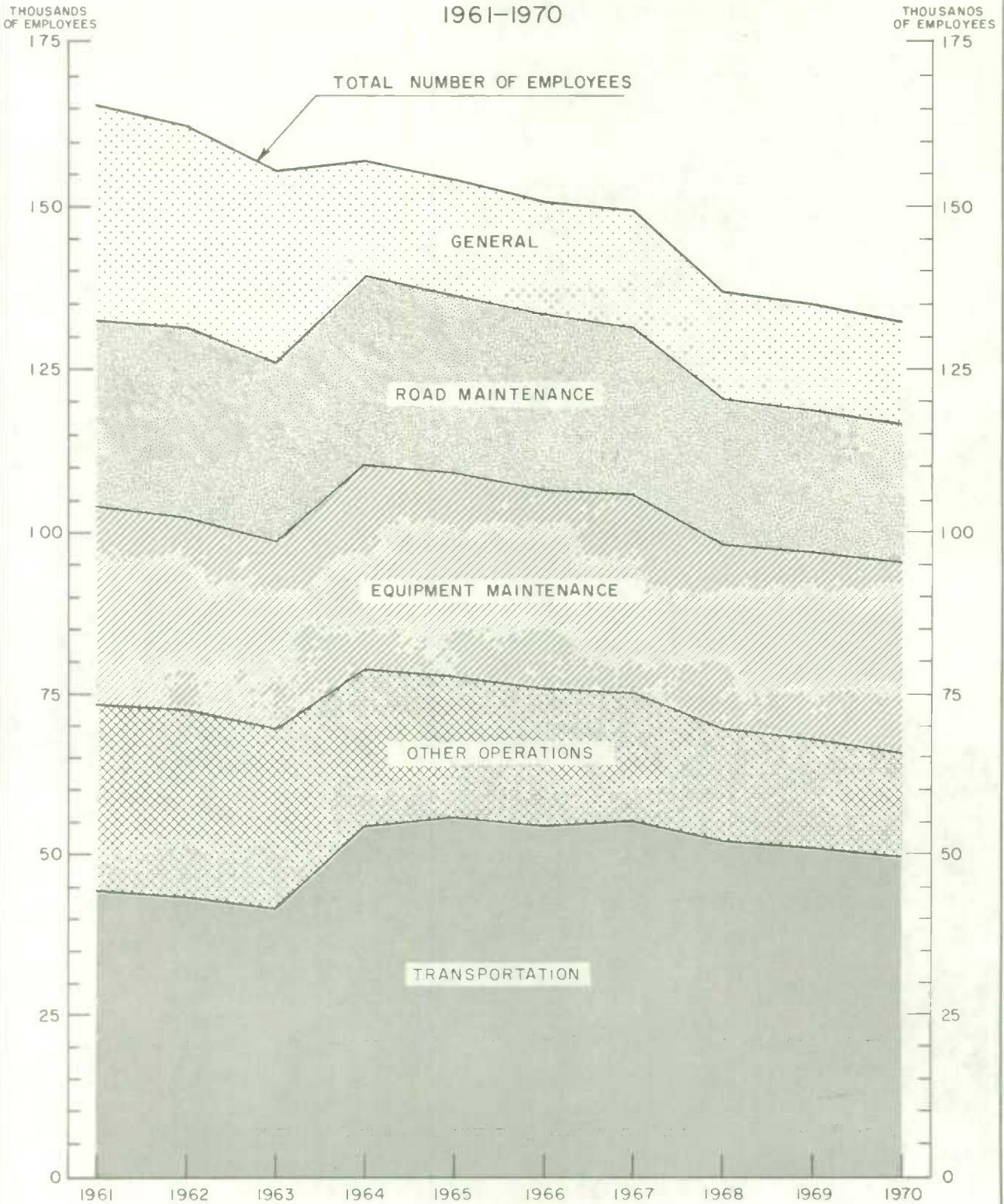
- .. figures not available.
- ... figures not appropriate or not applicable.
- nil or zero.
- amount too small to be expressed.
- p preliminary figures.
- r revised figures.

## TABLE OF CONTENTS

	Page
Introduction and Statistical Analysis .....	7
Chart: Functional Composition of Class I and II Railway Employees, 1961-1970 .....	9
Employees and their Compensation:	
Table	
1. Canadian National Railways (Class I) .....	10
2. Canadian Pacific Railway Company (Class I) .....	12
3. Class II Railways .....	14
4. Class I and II Railways .....	16
5. Class III and IV Railways .....	18
6. Summary, All Railways .....	18
7. Relationship Between the 1956 and 1964 Railway Employee Classifications ....	19

# FUNCTIONAL COMPOSITION OF CLASS I AND II RAILWAY EMPLOYEES

1961-1970





## INTRODUCTION

This report outlines employment data pertaining to common carrier railways operating in Canada during 1970. A "common carrier" railway is one which holds itself out to the general public to transport passengers and/or goods for compensation.

The statistics presented in this publication have been reported in accordance with the Uniform Canadian Classification of Railway Employees which was introduced January 1, 1964.

The structure of the Uniform Canadian Classification of Railway Employees is designed to classify all rail occupations primarily on the nature of work done, into major and minor occupational classes, within functions. The latter means that all supervisory, professional and clerical positions are classified to the functional groups (road maintenance, equipment and transportation) with which they are associated rather than being included in the General group as was the case in the previous classification used between 1956 and 1963. See page 23 for definitions of railway functions.

A reconciliation key is presented on pages 19 to 23 of this report showing the relationship between reporting divisions in the Canadian Classification of Railway Employees and their Compensation (1956) and occupational classes in the Uniform Canadian Classification of Railway Employees (1964). While many of the individual occupational classes in the various functions are directly comparable, it has been necessary to group other classes to afford the best possible bridge between the two classifications.

For the average number of employees two methods of counting are permissible under the Uniform Canadian Classification of Railway Employees. These are based on: (a) a mid-month count of employees on payroll, or (b) the sum of the total number of employees who work a specified number of days in the first semi-monthly pay period plus the sum of total number of employees working the same number of days in the second semi-monthly pay period divided by two, plus all employees paid once a month. Prior to 1964, the count of employees was taken at a fixed date each month, although the Canadian National Railways adopted the alternative method (b) noted above for reporting starting in

1963. Monthly and annual comparisons of CNR counts, taken both ways, have indicated that method (b) tends to reduce the average number of employees by about 3 %.

In the 1970 statistics presented herein, the Canadian National Railways employee average was based on the method of counting mentioned in (b) above, while Canadian Pacific Rail uses both methods depending on the basis on which employees are paid. Since the railways have converted from semi-monthly to bi-weekly pay periods, the 28-day "month" has replaced the calendar month for purposes of applying these methods.

Service hours paid for are shown separately herein, by occupation, in accordance with the Uniform Canadian Classification of Railway Employees. The number of hours actually worked, details of which were given by individual occupational class prior to 1964 under the heading "time on duty", are now available by functional group totals only and are presented in the following table:

Function	Hours actually worked, 1970
General .....	30, 330, 119
Road maintenance .....	45, 049, 112
Equipment maintenance .....	56, 321, 500
Transportation .....	98, 032, 955
<b>Total .....</b>	<b>229, 733, 686</b>
Other operations .....	32, 587, 049
<b>Grand total .....</b>	<b>262, 320, 735</b>

Hours paid for include time actually worked plus vacations, holidays, and leaves of absence, when paid for, and apply to all employees, including enginemen and trainmen paid on the basis of trips or miles run and employees paid at piece rates.

Under "Total compensation" is the gross amount paid to employees and charged to operating, capital and other accounts and other companies, and individuals, including vacations, holidays and leaves of absence, with pay and before deductions for income tax, unemployment insurance contributions, etc. Total compensation does not include retroactive wage increases nor certain fringe benefits.

In view of the alternative methods now in use to count employees and the new classification principle implemented in 1964, caution should be exercised in making historical comparisons with pre-1964 railway employment statistics.

To eliminate duplicate reporting, uncover statistical gaps and define the scope of any given industry and thereby avoid the overlapping of different publications covering two or more closely related industries, Statistics Canada uses the Canadian Standard Industrial Classification (S.I.C.) Catalogue 12-501. This classification provides a set of groups and classes suitable for the compilation of statistics related to different industries. The building block (reporting unit) which is fitted into the above structure is the "establishment". An establishment can be defined as the smallest unit which is a separate operating entity capable of reporting principal elements of input and output. While the establishment is typically a factory, mine, store, or similar unit and in most cases is a separate firm, it may encompass two or more operating units which are not necessarily in the same location. It can also be an individual working on his own account.

Industry 503 (formerly 506) Railway Transport, as classified in the S.I.C. includes establishments primarily engaged in operating railways. The kinds of activities normally carried on by railway establishments embraces the operation of freight trains, passenger trains—including commuter service (but not street railways), maintenance of way and structures, maintenance of equipment (including that carried on in railway shops) dining car and sleeping car services, express and the operation of railway terminal facilities. Road transportation services operated by railway establishments and providing pick-up and delivery for the freight or express services of the railway are included in this industry but long distance trucking operations owned by railway companies are usually treated as separate establishments classified to the trucking industry.

Telecommunications services provided the public by railways are included, in detail, in S.I.C. Industry 545 **Telegraph and Cable Systems**, Highway Transport (Rail) Operations are classified to S.I.C. Industry 507 **Truck Transport and Outside Operations**, as shown herein, are treated as separate industries and establishments and included under various S.I.C. codes. Hotels, for example, which are included under Outside Operations, are classified to S.I.C. Industry 881 **Hotels and Motels**.

Grand totals of divisions 1 to 83 throughout this report include details relating to employees residing outside Canada whose salaries and wages are charged to Canadian operations.

### Statistical Analysis

The employees of the Government of Ontario's GO Transit commuter service who were previously all lumped together in Division 83 under Canadian National are for the first time in this issue distributed among the various occupational categories under Class II Railways.

Total employment in all common carrier railways in Canada, including telecommunications, hotels and other operations carried out by these railways, averaged 132,838 during 1970, down 2.0 % from 135,532 in 1969. This is a continuation of the long term decline which has seen this employment figure drop 38.3 % from 215,324 in 1956. Total compensation at \$1,041.5 millions showed a 5.3 % rise from the 1969 total of \$989.4 millions and a 33.5 % jump from \$780.1 millions in 1956.

Average earnings per employee rose 7.4 % to \$7,841 for the year 1970. This compared with \$7,300 in 1969 and was well over double the 1956 figure of \$3,623. Average hourly earnings rose to \$3.57 up 23 cents from the 1969 rate of \$3.34.

Compensation shown excludes \$616,233 in retroactive wage adjustments paid in 1970 but applicable to work performed in prior years. A breakdown of this back pay by functions is shown in the table below for 1970 along with comparable figures for 1969 and 1968.

Function	Retroactive salaries and wages paid during		
	1968	1969	1970
General .....	-	-	54,707
Road maintenance .....	2,223	85,686	12,537
Equipment maintenance ....	-	15,941	95,528
Transportation .....	453,662	251,043	432,532
<b>Totals .....</b>	<b>455,885</b>	<b>352,670</b>	<b>595,304</b>
Other operations .....	9,514	286,762	20,929
<b>Grand totals .....</b>	<b>465,399</b>	<b>639,432</b>	<b>616,233</b>

The average number of employees of the Canadian National system totalled 75,479 in 1970, down 2.8 % from the 1969 total. Total service hours paid for declined 2.5 % to 167.4 millions, however total compensation rose 4.5 % to \$598.0 million, leaving average earnings per hour up 24 cents at \$3.57.

Canadian Pacific employees recorded a similar decline of 2.7 % to 46,539 in 1970 with service hours paid for down 3.0 % to 100.1 millions. Compensation however was up 4.1 % to 354.7 millions leaving average hourly earnings up 24 cents at \$3.54.

Class II railways, including GO Transit for the first time, showed an increase to 10,377 employees from 9,551 in 1969. Of this increase of 826, just over 300 may be attributed to the insertion of GO Transit in 1970. Compensation of Class II railway employees climbed to \$85.8 millions from \$73.5 millions. Of this increase of \$12.3 millions, \$2.4 millions may be attributed to the GO Transit operation. Average hourly earnings rose to \$3.69 from \$3.58 in 1969.

The following table shows the relative increase in railway salaries and wages, by function in 1969 and 1970. Average of the years 1956, 1957 and 1958 have been used as a base in the calculation of this index.

**Index of Average Salaries and Wages  
of Class I and II Railways 1969 and 1970**

Function	Index	
	1970	1969
General .....	215.3	198.8
Road maintenance .....	232.4	215.9
Equipment maintenance .....	207.8	193.2
Transportation .....	186.4	174.1
Other operations .....	211.2	197.3

The chart on page 6 shows the change in the number of employees by function over the decade ending 1970, during which time the "Total" fell by a little more than a quarter. Compared with 1961 there has been an absolute and relative increase in the numbers employed in "Transportation" while all other categories recorded declines. The greatest decreases occurred in the numbers employed in "General" and "Other operations" functions; with "General" down to just under half the 1961 level.

September 29, 1971.

TABLE 1. Employees and their Compensation, 1970 - Canadian National Railways

Div. No.	Code No.	Occupational classification	Number of employees (average)	Service hours paid for	Total compensation	Average hours paid for	Average salaries and wages	
							Per hour	Per year
							dollars	
<b>General</b>								
01	001	Managerial and supervisory .....	891	1,833,496	13,727,202	2,058	7.49	15,407
02	011	Professional, technical, and staff assistants	1,616	3,387,734	17,157,231	2,096	5.06	10,617
03	022	Chief clerks, assistant chief clerks and office supervisors .....	577	1,210,047	5,213,154	2,097	4.31	9,035
04	023	Clerks and related occupations .....	4,532	9,613,545	30,163,760	2,121	3.14	6,656
05	041	Foremen, assistant foremen, and sub-foremen, stores .....	80	168,703	648,365	2,109	3.84	8,105
06	052	Miscellaneous tradesmen and service vehicle operators .....	131	278,792	990,199	2,128	3.55	7,559
07	053	Constables and policemen .....	515	1,110,247	4,434,857	2,156	3.99	8,611
08	062	Storemen (non-clerical) .....	905	1,909,306	5,786,950	2,110	3.03	6,394
09	072	Stores labourers .....	325	673,571	1,887,985	2,073	2.80	5,809
10	073	General office service attendants .....	58	121,810	323,481	2,100	2.66	5,577
<b>Totals .....</b>			<b>9,630</b>	<b>20,307,251</b>	<b>80,333,184</b>	<b>2,109</b>	<b>3.96</b>	<b>8,342</b>
<b>Road maintenance</b>								
11	101	Managerial and supervisory .....	622	1,307,370	7,403,044	2,102	5.66	11,902
12	111	Professional, technical, and staff assistants	575	1,204,063	5,482,965	2,094	4.55	9,536
13	121	Clerical .....	333	717,703	2,339,918	2,155	3.26	7,027
14	142	Bridge and building foremen .....	246	542,309	2,130,288	2,205	3.93	8,660
15	143	Extra gang and snow plow foremen .....	142	423,950	1,565,113	2,986	3.69	11,022
16	144	Section foremen .....	1,493	3,389,249	10,831,656	2,270	3.20	7,255
17	145	Signal and electrical transmission foremen .....	44	99,151	474,438	2,253	4.78	10,783
18	152	Bridge and building tradesmen and bridge operators .....	1,300	2,926,539	9,486,458	2,251	3.24	7,297
19	153	Work equipment operators, maintainers and mechanics .....	763	2,038,220	7,733,015	2,671	3.79	10,135
20	154	Signal and interlocker maintainers and mechanics .....	525	1,301,556	4,882,159	2,479	3.75	9,299
21	162	Bridge and building helpers .....	94	210,932	601,208	2,244	2.85	6,396
22	163	Work equipment helpers .....	124	323,372	1,001,398	2,608	3.10	8,076
23	164	Signal helpers and apprentices .....	418	928,818	2,804,428	2,222	3.02	6,709
24	165	Sectionmen, crossing watchmen and gatemen	4,194	9,374,250	25,828,472	2,235	2.76	6,158
25	172	Bridge and building, signal and work equipment labourers .....	135	288,206	778,394	2,135	2.70	5,766
26	173	Extra gang labourers .....	779	2,327,209	5,122,405	2,987	2.20	6,576
<b>Totals .....</b>			<b>11,787</b>	<b>27,402,897</b>	<b>88,465,359</b>	<b>2,325</b>	<b>3.23</b>	<b>7,505</b>
<b>Equipment maintenance</b>								
27	201	Managerial and supervisory .....	1,379	2,936,586	14,055,921	2,130	4.79	10,193
28	211	Professional, technical, and staff assistants	413	867,287	4,102,453	2,100	4.73	9,933
29	221	Clerical .....	414	884,260	2,851,844	2,136	3.23	6,889
30	252	Blacksmiths and boilermakers .....	410	877,900	3,261,980	2,141	3.72	7,956
31	253	Carmen - Coach, locomotive and freight .....	5,195	11,378,848	41,334,710	2,190	3.63	7,957
32	254	Electrical workers, linemen and groundmen	1,258	2,737,412	10,057,181	2,176	3.67	7,995
33	255	Machinists and moulders .....	1,828	3,956,170	14,747,390	2,164	3.73	8,068
34	256	Pipefitters and sheet metal workers .....	801	1,721,363	6,396,603	2,149	3.72	7,986
35	258	Stationary engineers .....	43	98,590	365,907	2,293	3.71	8,509
36	262	Helpers to mechanics .....	1,053	2,321,333	7,026,495	2,204	3.03	6,673
37	263	Apprentices .....	987	2,036,430	5,750,675	2,063	2.82	5,826
38	264	Stationary firemen and oilers .....	74	165,079	527,022	2,231	3.19	7,122
39	272	Coach cleaners .....	511	1,135,856	3,087,509	2,223	2.72	6,042
40	273	Classified labourers .....	1,169	2,562,539	7,187,421	2,192	2.80	6,148
41	274	Unclassified labourers .....	635	1,357,776	3,632,136	2,138	2.68	5,720
<b>Totals .....</b>			<b>16,170</b>	<b>35,037,429</b>	<b>124,385,247</b>	<b>2,167</b>	<b>3.55</b>	<b>7,692</b>

TABLE 1. Employees and their Compensation, 1970 - Canadian National Railways - Concluded

Div. No.	Code No.	Occupational classification	Number of employees (average)	Service hours paid for	Total compensation	Average hours paid for	Average salaries and wages	
							Per hour	Per year
					\$		dollars	
<b>Transportation</b>								
42	302	Managerial and supervisory .....	759	1,614,191	9,325,194	2,127	5.78	12,286
43	303	Supervisory and assistant supervisory agents .....	197	444,035	1,759,332	2,254	3.96	8,931
44	312	Professional, technical, and staff assistants .....	534	1,124,682	5,418,280	2,106	4.82	10,147
45	313	Train dispatchers and traffic supervisors .....	293	650,921	3,197,901	2,222	4.91	10,914
46	322	Chief clerks and assistant chief clerks .....	266	566,377	2,309,785	2,129	4.08	8,683
47	323	Clerks and related occupations .....	4,324	9,399,793	30,077,445	2,174	3.20	6,956
48	324	Checkers (car and freight) .....	446	998,472	3,046,826	2,239	3.05	6,831
49	325	Station agents, telegraphers, caretaker agents and levermen .....	1,886	4,313,709	15,401,121	2,287	3.57	8,166
50	326	Baggage and station attendants .....	303	680,665	1,884,171	2,246	2.77	6,218
51	341	Foremen and assistant foremen in freight sheds .....	181	399,735	1,555,482	2,208	3.89	8,594
52	352	Dining car stewards, chefs and cooks .....	403	939,997	3,160,530	2,332	3.36	7,843
53	353	Restaurant managers, chefs and cooks .....	7	14,100	49,363	2,014	3.50	7,052
54	354	Sleeping and parlour car conductors .....	89	212,862	792,061	2,392	3.72	8,900
55	355	Motor vehicle mechanics .....	2	2,858	10,614	1,429	3.71	5,307
56	362	Revenue motor vehicle drivers and helpers .....	1,777	3,898,714	12,495,703	2,194	3.21	7,032
57	363	Freight handlers and freight shed operators .....	2,969	6,390,800	19,472,835	2,153	3.05	6,559
58	364	Sleeping and parlour car porters and other train attendants .....	476	1,121,471	3,157,022	2,356	2.82	6,632
59	365	Dining car waiters and kitchen helpers .....	664	1,549,553	4,244,811	2,334	2.74	6,393
60	366	Restaurant waiters and kitchen helpers .....	1	2,535	7,729	1,535	3.05	7,729
61	367	News agents .....	-	-	-	-	-	-
62	368	Garage servicemen and helpers to mechanics .....	-	-	-	-	-	-
63	371	Transportation labourers .....	639	1,413,321	3,912,164	2,212	2.77	6,122
64	391	Floating equipment employees .....	511	1,536,137	4,783,912	3,006	3.11	9,362
		<b>Sub-totals .....</b>	<b>16,727</b>	<b>37,274,928</b>	<b>126,062,281</b>	<b>2,228</b>	<b>3.38</b>	<b>7,536</b>
55	432	Yardmasters and assistant yardmasters .....	370	831,721	3,753,243	2,248	4.51	10,144
56	433	Switchtenders .....	118	253,372	801,316	2,147	3.16	6,791
57	434	Hostlers .....	203	482,726	1,482,556	2,378	3.07	7,303
		<b>Sub-totals .....</b>	<b>691</b>	<b>1,567,819</b>	<b>6,037,115</b>	<b>2,269</b>	<b>3.85</b>	<b>8,737</b>
68	435	Road passenger conductors .....	268	592,448	3,149,734	2,211	5.32	11,753
69	436	Road freight conductors .....	1,192	2,892,643	13,661,693	2,427	4.72	11,461
70	437	Road passenger brakemen and baggagemen .....	560	1,203,307	5,441,912	2,149	4.52	9,718
71	438	Road freight brakemen .....	2,381	5,557,707	23,371,538	2,334	4.21	9,354
72	532	Yard foremen and car retarder operators .....	1,188	2,624,700	10,171,280	2,209	3.88	8,562
73	533	Yard helpers .....	2,124	4,682,893	16,810,442	2,205	3.59	7,915
74	534	Road passenger engineers and motormen .....	349	649,382	4,272,150	1,861	6.58	12,241
75	535	Road freight engineers and motormen .....	1,289	2,922,466	14,589,878	2,267	4.99	11,319
76	536	Yard engineers and motormen .....	1,005	2,474,661	9,295,821	2,462	3.76	9,250
77	537	Road passenger firemen and helpers .....	225	406,266	2,427,294	1,806	5.97	10,788
78	538	Road freight firemen and helpers .....	755	1,684,537	6,151,447	2,231	3.65	8,148
79	539	Yard firemen and helpers .....	260	665,809	1,736,835	2,561	2.61	6,680
		<b>Sub-totals .....</b>	<b>11,596</b>	<b>26,356,819</b>	<b>111,080,024</b>	<b>2,273</b>	<b>4.21</b>	<b>9,579</b>
		<b>Totals .....</b>	<b>29,014</b>	<b>65,199,566</b>	<b>243,179,420</b>	<b>2,247</b>	<b>3.73</b>	<b>8,381</b>
		<b>Totals, divisions 1 to 79 .....</b>	<b>66,601</b>	<b>147,947,143</b>	<b>536,363,210</b>	<b>2,221</b>	<b>3.63</b>	<b>8,053</b>
<b>Other operations</b>								
80	691	Express .....	163	363,167	1,174,283	2,228	3.23	7,204
81	791	Highway transport (rail) .....	351	781,436	2,622,660	2,226	3.36	7,472
82	891	Telecommunications .....	4,254	9,349,323	34,512,304	2,198	3.69	8,113
83	991	Outside operations .....	4,110	8,940,213	23,330,492	2,175	2.61	5,677
		<b>Totals .....</b>	<b>8,878</b>	<b>19,434,139</b>	<b>61,639,737</b>	<b>2,189</b>	<b>3.17</b>	<b>6,943</b>
		<b>Grand totals .....</b>	<b>75,479</b>	<b>167,381,282</b>	<b>598,002,949<sup>1</sup></b>	<b>2,218</b>	<b>3.57</b>	<b>7,923</b>
		Number of female employees (included above) .....	4,440	-	-	-	-	-
		Salaries and wages charged to operating expenses .....	-	-	524,118,725	-	-	-

<sup>1</sup> Includes \$1,255,204 paid to 225 employees residing outside Canada charged to Canadian lines.

TABLE 2. Employees and their Compensation, 1970 - Canadian Pacific Railway Company

Div. No.	Code No.	Occupational classification	Number of employees (average)	Service hours paid for	Total compensation	Average hours paid for	Average salaries and wages	
							Per hour	Per year
					\$		dollars	
		<b>General</b>						
01	001	Managerial and supervisory .....	383	814,394	7,438,989	2,126	9.13	19,423
02	011	Professional, technical, and staff assistants	912	1,941,911	9,339,224	2,129	4.81	10,240
03	022	Chief clerks, assistant chief clerks and office supervisors .....	363	773,602	3,465,991	2,131	4.48	9,548
04	023	Clerks and related occupations .....	2,690	5,728,409	16,847,170	2,130	2.94	6,263
05	041	Foremen, assistant foremen, and sub-foremen, stores .....	89	194,292	666,564	2,183	3.43	7,489
06	052	Miscellaneous tradesmen and service vehicle operators .....	106	225,642	747,897	2,129	3.31	7,056
07	053	Constables and policemen .....	412	864,292	3,227,223	2,098	3.73	7,833
08	062	Storemen (non-clerical) .....	155	335,091	1,038,892	2,162	3.10	6,703
09	072	Stores labourers .....	62	131,232	368,814	2,117	2.81	5,949
10	073	General office service attendants .....	109	222,134	535,158	2,038	2.41	4,910
		<b>Totals .....</b>	<b>5,281</b>	<b>11,230,999</b>	<b>43,675,922</b>	<b>2,127</b>	<b>3.89</b>	<b>8,270</b>
		<b>Road maintenance</b>						
11	101	Managerial and supervisory .....	393	846,246	4,580,691	2,153	5.41	11,656
12	111	Professional, technical, and staff assistants	245	522,344	2,495,870	2,132	4.78	10,187
13	121	Clerical .....	156	335,077	1,039,408	2,148	3.10	6,664
14	142	Bridge and building foremen .....	108	238,673	896,496	2,210	3.76	8,301
15	143	Extra gang and snow plow foremen .....	104	282,568	1,031,783	2,717	3.65	9,921
16	144	Section foremen .....	772	1,733,617	5,448,454	2,246	3.14	7,053
17	145	Signal and electrical transmission foremen .....	31	69,760	304,440	2,250	4.36	9,821
18	152	Bridge and building tradesmen and bridge operators .....	562	1,216,849	3,978,383	2,165	3.27	7,079
19	153	Work equipment operators, maintainers and mechanics .....	664	1,631,523	5,602,203	2,457	3.43	8,437
20	154	Signal and interlocker maintainers and mechanics .....	268	659,795	2,347,893	2,462	3.56	8,761
21	162	Bridge and building helpers .....	18	41,361	126,104	2,298	3.05	7,006
22	163	Work equipment helpers .....	56	130,432	390,866	2,329	3.00	6,980
23	164	Signal helpers and apprentices .....	59	152,295	457,593	2,581	3.00	7,756
24	165	Sectionmen, crossing watchmen and gatemen	2,181	4,865,285	13,285,775	2,231	2.73	6,092
25	172	Bridge and building, signal and work equipment labourers .....	98	228,120	574,345	2,328	2.52	5,861
26	173	Extra gang labourers .....	456	1,250,812	2,827,209	2,743	2.26	6,200
		<b>Totals .....</b>	<b>6,171</b>	<b>14,204,757</b>	<b>45,387,513</b>	<b>2,302</b>	<b>3.20</b>	<b>7,355</b>
		<b>Equipment maintenance</b>						
27	201	Managerial and supervisory .....	916	1,945,940	9,812,971	2,124	5.04	10,713
28	211	Professional, technical, and staff assistants	179	379,936	1,789,756	2,123	4.71	9,999
29	221	Clerical .....	345	739,309	2,251,731	2,143	3.05	6,527
30	252	Blacksmiths and boilermakers .....	238	501,353	1,847,153	2,107	3.68	7,761
31	253	Carmen - Coach, locomotive and freight .....	2,991	6,429,254	23,492,871	2,150	3.65	7,855
32	254	Electrical workers, linemen and groundmen .....	639	1,350,442	5,048,540	2,113	3.74	7,901
33	255	Machinists and moulders .....	1,204	2,549,422	9,490,629	2,117	3.72	7,883
34	256	Pipefitters and sheet metal workers .....	340	719,952	2,678,807	2,118	3.72	7,879
35	258	Stationary engineers .....	49	112,021	418,040	2,286	3.73	8,531
36	262	Helpers to mechanics .....	1,433	3,027,870	9,194,538	2,113	3.04	6,416
37	263	Apprentices .....	568	1,171,098	3,237,987	2,062	2.76	5,701
38	264	Stationary firemen and oilers .....	81	191,958	570,799	2,370	2.97	7,047
39	272	Coach cleaners .....	259	549,245	1,506,390	2,121	2.74	5,814
40	273	Classified labourers .....	992	2,124,689	5,859,002	2,142	2.76	5,906
41	274	Unclassified labourers .....	650	1,374,548	3,661,871	2,115	2.66	5,634
		<b>Totals .....</b>	<b>10,884</b>	<b>23,167,037</b>	<b>80,861,085</b>	<b>2,129</b>	<b>3.49</b>	<b>7,429</b>

TABLE 2. Employees and their Compensation, 1970 - Canadian Pacific Railway Company - Concluded

Div. No.	Code No.	Occupational classification	Number of employees (average)	Service hours paid for	Total compensation	Average hours paid for	Average salaries and wages	
							Per hour	Per year
					\$	dollars		
<b>Transportation</b>								
42	302	Managerial and supervisory .....	326	683,301	4,550,522	2,096	6.66	13,959
43	303	Supervisory and assistant supervisory agents .....	128	282,758	1,274,928	2,209	4.51	9,960
44	312	Professional, technical, and staff assistants .....	352	747,080	3,309,542	2,122	4.43	9,402
45	313	Train dispatchers and traffic supervisors .....	169	374,725	1,864,687	2,217	4.98	11,034
46	322	Chief clerks and assistant chief clerks .....	221	483,049	1,831,638	2,186	3.79	8,288
47	323	Clerks and related occupations .....	2,245	4,783,432	14,926,656	2,131	3.12	6,649
48	324	Checkers (car and freight) .....	612	1,294,955	4,001,153	2,116	3.09	6,538
49	325	Station agents, telegraphers, caretaker agents and levermen .....	1,152	2,527,378	8,680,303	2,194	3.43	7,535
50	326	Baggage and station attendants .....	186	404,555	1,138,778	2,175	2.81	6,122
51	341	Foremen and assistant foremen in freight sheds .....	191	413,092	1,589,451	2,163	3.85	8,322
52	352	Dining car stewards, chefs and cooks .....	207	446,288	1,394,343	2,156	3.12	6,736
53	353	Restaurant managers, chefs and cooks .....	22	44,663	112,465	2,030	2.52	5,112
54	354	Sleeping and parlour car conductors .....	41	89,473	347,845	2,182	3.89	8,484
55	355	Motor vehicle mechanics .....	68	149,500	560,559	2,199	3.75	8,244
56	362	Revenue motor vehicle drivers and helpers .....	281	724,421	2,497,182	2,578	3.45	8,887
57	363	Freight handlers and freight shed operators .....	1,953	3,791,330	11,765,178	1,941	3.10	6,024
58	364	Sleeping and parlour car porters and other train attendants .....	251	555,751	1,588,213	2,214	2.86	6,328
59	365	Dining car waiters and kitchen helpers .....	136	291,325	736,856	2,142	2.53	5,418
60	366	Restaurant waiters and kitchen helpers .....	23	41,416	64,267	1,801	1.55	2,794
61	367	News agents .....	48	105,349	407,541	2,195	3.87	8,490
62	368	Garage servicemen and helpers to mechanics .....	37	81,499	242,980	2,203	2.98	6,567
63	371	Transportation labourers .....	316	678,658	1,806,753	2,148	2.66	5,718
64	391	Floating equipment employees .....	17	44,932	135,183	2,643	3.01	7,952
<b>Sub-totals .....</b>			<b>8,982</b>	<b>19,038,930</b>	<b>64,827,023</b>	<b>2,120</b>	<b>3.40</b>	<b>7,217</b>
65	432	Yardmasters and assistant yardmasters .....	244	489,463	2,187,526	2,006	4.47	8,965
66	433	Switchtenders .....	53	98,693	302,597	1,862	3.07	5,709
67	434	Hostlers .....	75	155,446	464,921	2,073	2.99	6,199
<b>Sub-totals .....</b>			<b>372</b>	<b>743,602</b>	<b>2,955,044</b>	<b>1,999</b>	<b>3.97</b>	<b>7,944</b>
68	435	Road passenger conductors .....	107	232,221	1,181,207	2,170	5.09	11,039
69	436	Road freight conductors .....	799	1,949,779	9,527,962	2,440	4.89	11,925
70	437	Road passenger brakemen and baggagemen .....	188	372,787	1,721,903	1,983	4.62	9,159
71	438	Road freight brakemen .....	1,880	3,621,482	15,728,702	1,926	4.34	8,366
72	532	Yard foremen and car retarder operators .....	842	1,734,629	6,691,469	2,060	3.86	7,947
73	533	Yard helpers .....	1,577	3,300,427	11,674,985	2,093	3.54	7,403
74	534	Road passenger engineers and motormen .....	116	218,929	1,378,143	1,887	6.29	11,881
75	535	Road freight engineers and motormen .....	898	2,060,844	10,561,101	2,295	5.12	11,761
76	536	Yard engineers and motormen .....	676	1,697,305	6,121,341	2,511	3.61	9,055
77	537	Road passenger firemen and helpers .....	75	122,224	704,677	1,630	5.77	9,396
78	538	Road freight firemen and helpers .....	651	1,468,934	5,435,287	2,256	3.70	8,349
79	539	Yard firemen and helpers .....	220	596,935	1,508,511	2,713	2.53	6,857
<b>Sub-totals .....</b>			<b>8,029</b>	<b>17,376,496</b>	<b>72,235,288</b>	<b>2,164</b>	<b>4.16</b>	<b>8,997</b>
<b>Totals .....</b>			<b>17,383</b>	<b>37,159,028</b>	<b>140,017,355</b>	<b>2,138</b>	<b>3.77</b>	<b>8,055</b>
<b>Totals, divisions 1 to 79 .....</b>			<b>39,719</b>	<b>85,761,821</b>	<b>309,941,875</b>	<b>2,159</b>	<b>3.61</b>	<b>7,803</b>
<b>Other operations</b>								
80	691	Express .....	2,941	5,903,956	18,781,178	2,007	3.18	6,386
81	791	Highway transport (rail) .....	—	—	—	—	—	—
82	891	Telecommunications .....	2,499	5,303,587	18,859,385	2,122	3.56	7,547
83	991	Outside operations .....	1,380	3,139,216	7,126,620	2,275	2.27	5,164
<b>Totals .....</b>			<b>6,820</b>	<b>14,346,759</b>	<b>44,767,183</b>	<b>2,104</b>	<b>3.12</b>	<b>6,564</b>
<b>Grand totals .....</b>			<b>46,539</b>	<b>100,108,580</b>	<b>354,709,058<sup>1</sup></b>	<b>2,151</b>	<b>3.54</b>	<b>7,622</b>
Number of female employees (included above)			3,184	—	—	—	—	—
Salaries and wages charged to operating expenses .....			—	—	315,428,701	—	—	—

<sup>1</sup> Includes \$6,783,080 paid to 813 employees residing outside Canada charged to Canadian lines.

TABLE 3. Employees and their Compensation, 1970 - Class II Railways<sup>1</sup>

Div. No.	Code No.	Occupational classification	Number of employees (average)	Service hours paid for	Total compensation	Average hours paid for	Average salaries and wages	
							Per hour	Per year
					\$		dollars	
		<b>General</b>						
01	001	Managerial and supervisory .....	130	260,736	2,003,316	2,006	7.68	15,410
02	011	Professional, technical, and staff assistants	87	173,741	853,537	1,997	4.91	9,811
03	022	Chief clerks, assistant chief clerks and office supervisors .....	66	139,679	640,082	2,116	4.58	9,698
04	023	Clerks and related occupations .....	441	955,672	3,073,522	2,167	3.22	6,969
05	041	Foremen, assistant foremen, and sub-foremen, stores .....	23	52,378	226,680	2,277	4.33	9,856
06	052	Miscellaneous tradesmen and service vehicle operators .....	11	25,215	88,173	2,292	3.50	8,016
07	053	Constables and policemen .....	31	68,921	234,943	2,223	3.41	7,579
08	062	Storemen (non-clerical) .....	70	127,790	444,765	1,826	3.48	6,354
09	072	Stores labourers .....	17	34,591	99,168	2,035	2.87	5,833
10	073	General office service attendants .....	28	61,437	176,809	2,194	2.88	6,315
		<b>Totals .....</b>	<b>904</b>	<b>1,900,160</b>	<b>7,840,995</b>	<b>2,102</b>	<b>4.13</b>	<b>8,674</b>
		<b>Road maintenance</b>						
11	101	Managerial and supervisory .....	104	232,450	1,307,608	2,235	5.63	12,573
12	111	Professional, technical, and staff assistants	148	384,857	1,589,163	2,600	4.13	10,738
13	121	Clerical .....	102	190,690	649,346	1,870	3.41	6,366
14	142	Bridge and building foremen .....	68	111,086	517,064	1,634	4.65	7,606
15	143	Extra gang and snow plow foremen .....	109	222,157	953,162	2,038	4.29	8,745
16	144	Section foremen .....	305	622,607	2,271,155	2,041	3.65	7,440
17	145	Signal and electrical transmission foremen .....	34	70,834	338,078	2,083	4.77	9,943
18	152	Bridge and building tradesmen and bridge operators .....	447	866,160	3,008,329	1,938	3.47	6,730
19	153	Work equipment operators, maintainers and mechanics .....	266	680,271	2,809,906	2,557	4.13	10,564
20	154	Signal and interlocker maintainers and mechanics .....	102	200,468	793,083	1,965	3.96	7,775
21	162	Bridge and building helpers .....	26	47,857	168,091	1,841	3.51	6,465
22	163	Work equipment helpers .....	22	51,121	171,369	2,324	3.35	7,790
23	164	Signal helpers and apprentices .....	4	5,269	25,675	1,317	4.87	6,419
24	165	Sectionmen, crossing watchmen and gatemen	967	2,067,680	5,872,734	2,138	2.84	6,073
25	172	Bridge and building, signal and work equipment labourers .....	62	133,344	449,678	2,151	3.37	7,253
26	173	Extra gang labourers .....	613	1,547,067	4,345,923	2,524	2.81	7,090
		<b>Totals .....</b>	<b>3,379</b>	<b>7,433,918</b>	<b>25,270,364</b>	<b>2,200</b>	<b>3.40</b>	<b>7,479</b>
		<b>Equipment maintenance</b>						
27	201	Managerial and supervisory .....	215	460,557	2,309,469	2,142	5.01	10,742
28	211	Professional, technical, and staff assistants	24	51,543	242,953	2,148	4.71	10,123
29	221	Clerical .....	68	138,617	403,344	2,038	2.91	5,932
30	252	Blacksmiths and boilermakers .....	32	66,940	246,344	2,092	3.68	7,698
31	253	Carmen - Coach, locomotive and freight .....	591	1,263,122	5,177,425	2,137	4.10	8,760
32	254	Electrical workers, linemen and groundmen	145	295,978	1,237,964	2,041	4.18	8,538
33	255	Machinists and moulders .....	317	677,226	2,844,570	2,136	4.20	8,973
34	256	Pipefitters and sheet metal workers .....	29	65,683	239,440	2,265	3.65	8,257
35	258	Stationary engineers .....	5	14,397	69,456	2,879	4.82	13,891
36	262	Helpers to mechanics .....	244	501,087	1,663,231	2,054	3.32	6,817
37	263	Apprentices .....	98	211,008	688,019	2,153	3.26	7,021
38	264	Stationary firemen and oilers .....	5	12,040	37,187	2,408	3.09	7,437
39	272	Coach cleaners .....	69	146,922	411,191	2,129	2.80	5,959
40	273	Classified labourers .....	167	343,220	1,112,845	2,055	3.24	6,664
41	274	Unclassified labourers .....	117	232,463	740,404	1,987	3.19	6,328
		<b>Totals .....</b>	<b>2,126</b>	<b>4,480,803</b>	<b>17,423,842</b>	<b>2,108</b>	<b>3.89</b>	<b>8,196</b>

See footnote at end of table.



TABLE 3. Employees and their Compensation 1970 - Class II Railways<sup>1</sup> - Concluded

Div. No.	Code No.	Occupational classification	Number of employees (average)	Service hours paid for	Total compensation	Average hours paid for	Average salaries and wages	
							Per hour	Per year
					\$	dollars		
<b>Transportation</b>								
42	302	Managerial and supervisory .....	83	175,769	1,109,407	2,118	6.31	13,366
43	303	Supervisory and assistant supervisory agents....	32	65,054	304,030	2,033	4.67	9,501
44	312	Professional, technical, and staff assistants ...	10	21,665	109,371	2,166	5.05	10,937
45	313	Train despatchers and traffic supervisors .....	80	183,321	850,703	2,292	4.64	10,634
46	322	Chief clerks and assistant chief clerks .....	27	61,876	244,642	2,292	3.95	9,061
47	323	Clerks and related occupations .....	343	689,511	2,228,443	2,010	3.23	6,497
48	324	Checkers (car and freight) .....	64	144,150	403,235	2,252	2.80	6,301
49	325	Station agents, telegraphers, caretaker agents and levermen .....	309	679,174	2,442,745	2,198	3.60	7,905
50	326	Baggage and station attendants .....	91	203,901	640,311	2,241	3.14	7,036
51	341	Foremen and assistant foremen in freight sheds .....	22	46,134	172,132	2,097	3.73	7,824
52	352	Dining car stewards, chefs and cooks .....	11	31,079	80,100	2,825	2.58	7,282
53	353	Restaurant managers, chefs and cooks .....	3	5,268	16,111	1,756	3.06	5,370
54	354	Sleeping and parlour car conductors .....	—	—	—	—	—	—
55	355	Motor vehicle mechanics .....	6	12,761	49,770	2,127	3.90	8,295
56	362	Revenue motor vehicle drivers and helpers .....	70	156,446	537,389	2,235	3.43	7,677
57	363	Freight handlers and freight shed operators .....	72	163,759	569,794	2,274	3.48	7,914
58	364	Sleeping and parlour car porters and other train attendants .....	15	22,562	74,585	1,504	3.31	4,972
59	365	Dining car waiters and kitchen helpers .....	8	17,533	61,189	2,192	3.49	7,649
60	366	Restaurant waiters and kitchen helpers .....	4	6,748	25,427	1,687	3.77	6,357
61	367	News agents .....	—	—	—	—	—	—
62	368	Garage servicemen and helpers to mechanics ....	1	2,540	8,382	2,540	3.30	8,382
63	371	Transportation labourers .....	54	100,551	313,583	1,862	3.12	5,807
64	391	Floating equipment employees .....	7	13,611	36,615	1,944	2.69	5,231
<b>Sub-totals .....</b>			<b>1,312</b>	<b>2,803,413</b>	<b>10,277,964</b>	<b>2,137</b>	<b>3.67</b>	<b>7,834</b>
65	432	Yardmasters and assistant yardmasters .....	51	115,580	547,405	2,266	4.74	10,733
66	433	Switchtenders .....	—	16	73	—	4.56	—
67	434	Hostlers .....	32	71,499	238,676	2,234	3.34	7,459
<b>Sub-totals .....</b>			<b>83</b>	<b>187,095</b>	<b>786,154</b>	<b>2,254</b>	<b>4.20</b>	<b>9,472</b>
68	435	Road passenger conductors .....	42	118,361	453,447	2,818	3.83	10,796
69	436	Road freight conductors .....	248	760,461	3,164,824	3,066	4.16	12,761
70	437	Road passenger brakemen and baggagemen .....	69	216,593	682,649	3,139	3.15	9,893
71	438	Road freight brakemen .....	480	1,337,218	4,846,198	2,786	3.62	10,096
72	532	Yard foreman and car retarder operators .....	150	354,613	1,469,587	2,364	4.14	9,797
73	533	Yard helpers .....	314	649,416	2,480,626	2,068	3.82	7,900
74	534	Road passenger engineers and motormen .....	42	115,498	522,848	2,750	4.53	12,449
75	535	Road freight engineers and motormen .....	282	914,573	3,658,701	3,243	4.00	12,974
76	536	Yard engineers and motormen .....	140	336,751	1,392,538	2,405	4.14	9,947
77	537	Road passenger firemen and helpers .....	33	95,516	379,356	2,894	3.97	11,496
78	538	Road freight firemen and helpers .....	86	233,783	843,665	2,718	3.61	9,810
79	539	Yard firemen and helpers .....	67	121,792	416,699	1,818	3.42	6,219
<b>Sub-totals .....</b>			<b>1,953</b>	<b>5,254,575</b>	<b>20,311,138</b>	<b>2,691</b>	<b>3.87</b>	<b>10,400</b>
<b>Totals .....</b>			<b>3,348</b>	<b>8,245,083</b>	<b>31,375,256</b>	<b>2,463</b>	<b>3.81</b>	<b>9,371</b>
<b>Totals, divisions 1 to 79 .....</b>			<b>9,757</b>	<b>22,059,964</b>	<b>81,910,457</b>	<b>2,261</b>	<b>3.71</b>	<b>8,395</b>
<b>Other operations</b>								
80	691	Express .....	112	255,573	795,948	2,282	3.11	7,107
81	791	Highway transport (rail) .....	—	—	—	—	—	—
82	891	Telecommunications .....	443	835,651	2,798,194	1,886	3.35	6,316
83	991	Outside operations .....	65	118,087	279,048	1,817	2.36	4,293
<b>Totals .....</b>			<b>620</b>	<b>1,209,311</b>	<b>3,873,190</b>	<b>1,951</b>	<b>3.20</b>	<b>6,247</b>
<b>Grand totals .....</b>			<b>10,377</b>	<b>23,269,275</b>	<b>85,783,647<sup>2</sup></b>	<b>2,242</b>	<b>3.69</b>	<b>8,267</b>
Number of female employees (included above)			300	—	—	—	—	—
Salaries and wages charged to operating expenses .....			—	—	79,097,368	—	—	—

<sup>1</sup> Excludes 327 employees, 695,100 hours, and \$2,886,092 of the B.C. Hydro and Power Authority Railway Co. Ltd. for which only an arbitrary breakdown is available.

<sup>2</sup> Includes \$1,377,723 paid to 141 employees residing outside Canada charged to Canadian lines.

TABLE 4. Employees and their Compensation, 1970 - Class I and II Railways

Div. No.	Code No.	Occupational classification	Number of employees (average)	Service hours paid for	Total compensation	Average hours paid for	Average salaries and wages	
							Per hour	Per year
					\$	dollars		
<b>General</b>								
01	001	Managerial and supervisory .....	1,404	2,908,626	23,169,507	2,072	7.97	16,502
02	011	Professional, technical, and staff assistants	2,615	5,503,386	27,349,992	2,105	4.97	10,459
03	022	Chief clerks, assistant chief clerks and office supervisors .....	1,006	2,123,328	9,319,227	2,111	4.39	9,264
04	023	Clerks and related occupations.....	7,663	16,297,626	50,084,452	2,127	3.07	6,536
05	041	Foremen, assistant foremen, and sub-foremen, stores .....	192	415,373	1,541,609	2,163	3.71	8,029
06	052	Miscellaneous tradesmen and service vehicle operators.....	248	529,649	1,826,269	2,136	3.45	7,364
07	053	Constables and policemen .....	958	2,043,460	7,897,023	2,133	3.86	8,243
08	062	Storemen (non-clerical).....	1,130	2,372,187	7,270,607	2,099	3.06	6,434
09	072	Stores labourers .....	404	839,394	2,355,967	2,078	2.81	5,832
10	073	General office service attendants.....	195	405,381	1,035,448	2,079	2.55	5,310
<b>Totals .....</b>			<b>15,815</b>	<b>33,438,410</b>	<b>131,850,101</b>	<b>2,114</b>	<b>3.94</b>	<b>8,337</b>
<b>Road maintenance</b>								
11	101	Managerial and supervisory .....	1,119	2,386,066	13,291,343	2,132	5.57	11,878
12	111	Professional, technical, and staff assistants	968	2,111,264	9,567,998	2,181	4.53	9,884
13	121	Clerical .....	591	1,243,470	4,028,672	2,104	3.24	6,817
14	142	Bridge and building foremen .....	422	892,068	3,543,848	2,114	3.97	8,398
15	143	Extra gang and snow plow foremen .....	355	928,675	3,550,058	2,616	3.82	10,000
16	144	Section foremen .....	2,570	5,745,473	18,551,265	2,236	3.23	7,213
17	145	Signal and electrical transmission foremen.....	109	239,745	1,116,956	2,199	4.66	10,247
18	152	Bridge and building tradesmen and bridge operators.....	2,309	5,009,548	16,473,170	2,170	3.29	7,134
19	153	Work equipment operators, maintainers and mechanics.....	1,693	4,350,014	16,145,124	2,569	3.71	9,536
20	154	Signal and interlocker maintainers and mechanics .....	895	2,161,819	8,023,135	2,415	3.71	8,964
21	162	Bridge and building helpers .....	138	300,150	895,403	2,175	2.98	6,488
22	163	Work equipment helpers .....	202	504,925	1,563,633	2,500	3.10	7,741
23	164	Signal helpers and apprentices .....	481	1,086,382	3,287,696	2,259	3.03	6,835
24	165	Sectionmen, crossing watchmen and gatemen	7,342	16,307,215	44,986,981	2,221	2.76	6,127
25	172	Bridge and building, signal and work equipment labourers .....	295	649,670	1,802,417	2,202	2.77	6,110
26	173	Extra gang labourers .....	1,848	5,125,088	12,295,537	2,773	2.40	6,653
<b>Totals .....</b>			<b>21,337</b>	<b>49,041,572</b>	<b>159,123,236</b>	<b>2,298</b>	<b>3.24</b>	<b>7,458</b>
<b>Equipment maintenance</b>								
27	201	Managerial and supervisory .....	2,510	5,343,083	26,178,361	2,129	4.90	10,430
28	211	Professional, technical, and staff assistants	616	1,298,766	6,135,162	2,108	4.72	9,960
29	221	Clerical .....	827	1,762,186	5,506,919	2,131	3.13	6,659
30	252	Blacksmiths and boilermakers .....	680	1,446,193	5,355,477	2,127	3.70	7,876
31	253	Carmen - Coach, locomotive and freight .....	8,777	19,071,224	70,005,006	2,173	3.67	7,976
32	254	Electrical workers, linemen and groundmen .....	2,042	4,383,832	16,343,685	2,147	3.73	8,004
33	255	Machinists and moulders .....	3,349	7,182,818	27,082,589	2,145	3.77	8,087
34	256	Pipefitters and sheet metal workers.....	1,170	2,506,998	9,314,850	2,143	3.72	7,961
35	258	Stationary engineers .....	97	225,008	853,403	2,320	3.79	8,798
36	262	Helpers to mechanics .....	2,730	5,850,290	17,884,264	2,143	3.06	6,551
37	263	Apprentices .....	1,653	3,418,536	9,676,681	2,068	2.83	5,854
38	264	Stationary firemen and oilers.....	160	369,077	1,135,008	2,307	3.08	7,094
39	272	Coach cleaners .....	839	1,832,023	5,005,090	2,184	2.73	5,968
40	273	Classified labourers .....	2,328	5,030,448	14,159,268	2,161	2.81	6,052
41	274	Unclassified labourers .....	1,402	2,964,787	8,034,411	2,115	2.71	5,731
<b>Totals .....</b>			<b>29,180</b>	<b>62,685,269</b>	<b>222,670,174</b>	<b>2,148</b>	<b>3.55</b>	<b>7,631</b>

TABLE 4. Employees and their Compensation, 1970 - Class I and II Railways - Concluded

Div. No.	Code No.	Occupational classification	Number of employees (average)	Service hours paid for	Total compensation	Average hours paid for	Average salaries and wages	
							Per hour	Per year
					\$	dollars		
<b>Transportation</b>								
42	302	Managerial and supervisory .....	1,168	2,473,261	14,985,123	2,118	6.06	12,830
43	303	Supervisory and assistant supervisory agents .....	357	791,847	3,338,290	2,218	4.22	9,351
44	312	Professional, technical, and staff assistants .....	896	1,893,427	8,837,193	2,113	4.67	9,863
45	313	Train dispatchers and traffic supervisors .....	542	1,208,967	5,913,291	2,231	4.89	10,910
46	322	Chief clerks and assistant chief clerks .....	514	1,111,302	4,386,065	2,162	3.95	8,533
47	323	Clerks and related occupations .....	6,912	14,872,736	47,232,544	2,152	3.18	6,833
48	324	Checkers (car and freight) .....	1,122	2,437,577	7,451,214	2,173	3.06	6,641
49	325	Station agents, telegraphers, caretaker agents and levermen .....	3,347	7,520,261	26,524,169	2,247	3.53	7,925
50	326	Baggage and station attendants .....	580	1,289,121	3,663,260	2,223	2.84	6,316
51	341	Foremen and assistant foremen in freight sheds .....	394	858,961	3,317,065	2,180	3.86	8,419
52	352	Dining car stewards, chefs and cooks .....	621	1,417,364	4,634,973	2,282	3.27	7,464
53	353	Restaurant managers, chefs and cooks .....	32	64,031	177,939	2,001	2.78	5,561
54	354	Sleeping and parlour car conductors .....	130	302,335	1,139,906	2,326	3.77	8,769
55	355	Motor vehicle mechanics .....	76	165,119	620,943	2,173	3.76	8,170
56	362	Revenue motor vehicle drivers and helpers .....	2,128	4,779,581	15,530,274	2,246	3.25	7,298
57	363	Freight handlers and freight shed operators .....	4,994	10,345,889	31,807,807	2,072	3.07	6,369
58	364	Sleeping and parlour car porters and other train attendants .....	742	1,699,784	4,819,820	2,291	2.84	6,496
59	365	Dining car waiters and kitchen helpers .....	808	1,858,411	5,042,856	2,300	2.71	6,241
60	366	Restaurant waiters and kitchen helpers .....	28	50,699	97,423	1,811	1.92	3,479
61	367	News agents .....	48	105,349	407,541	2,195	3.87	8,490
62	368	Garage servicemen and helpers to mechanics .....	38	84,039	251,362	2,216	2.99	6,615
63	371	Transportation labourers .....	1,009	2,192,530	6,032,500	2,173	2.75	5,979
64	391	Floating equipment employees .....	535	1,594,680	4,955,710	2,981	3.11	9,263
<b>Sub-totals .....</b>			<b>27,021</b>	<b>59,117,271</b>	<b>201,167,268</b>	<b>2,188</b>	<b>3.40</b>	<b>7,445</b>
65	432	Yardmasters and assistant yardmasters .....	665	1,436,764	6,488,174	2,161	4.52	9,757
66	433	Switchtenders .....	171	352,081	1,103,986	2,059	3.14	6,456
67	434	Hostlers .....	310	709,671	2,186,153	2,289	3.08	7,052
<b>Sub-totals .....</b>			<b>1,146</b>	<b>2,498,516</b>	<b>9,778,313</b>	<b>2,180</b>	<b>3.91</b>	<b>8,533</b>
68	435	Road passenger conductors .....	417	943,030	4,784,388	2,261	5.07	11,473
69	436	Road freight conductors .....	2,239	5,602,883	26,354,479	2,502	4.70	11,771
70	437	Road passenger brakemen and baggagemen .....	817	1,792,687	7,846,464	2,194	4.38	9,604
71	438	Road freight brakemen .....	4,741	10,516,407	43,946,438	2,218	4.18	9,269
72	532	Yard foremen and car retarder operators .....	2,180	4,713,942	18,332,336	2,162	3.89	8,409
73	533	Yard helpers .....	4,015	8,632,736	30,966,053	2,150	3.59	7,713
74	534	Road passenger engineers and motormen .....	507	983,809	6,173,141	1,940	6.27	12,176
75	535	Road freight engineers and motormen .....	2,469	5,897,883	28,809,680	2,389	4.88	11,669
76	536	Yard engineers and motormen .....	1,821	4,508,717	16,809,700	2,476	3.73	9,231
77	537	Road passenger firemen and helpers .....	333	624,006	3,511,327	1,874	5.63	10,545
78	538	Road freight firemen and helpers .....	1,492	3,387,254	12,430,399	2,270	3.67	8,331
79	539	Yard firemen and helpers .....	547	1,384,536	3,662,045	2,531	2.64	6,695
<b>Sub-totals .....</b>			<b>21,578</b>	<b>48,987,890</b>	<b>203,626,450</b>	<b>2,270</b>	<b>4.16</b>	<b>9,437</b>
<b>Totals .....</b>			<b>49,745</b>	<b>110,603,677</b>	<b>414,572,031</b>	<b>2,223</b>	<b>3.75</b>	<b>8,334</b>
<b>Totals, divisions 1 to 79 .....</b>			<b>116,077</b>	<b>255,768,928</b>	<b>928,215,542</b>	<b>2,203</b>	<b>3.63</b>	<b>7,997</b>
<b>Other operations</b>								
80	691	Express .....	3,216	6,522,696	20,751,409	2,028	3.18	6,453
81	791	Highway transport (rail) .....	351	781,436	2,622,660	2,226	3.36	7,472
82	891	Telecommunications .....	7,196	15,488,561	56,169,883	2,152	3.63	7,806
83	991	Outside operations .....	5,555	12,197,516	30,736,160	2,196	2.52	5,533
<b>Totals .....</b>			<b>16,318</b>	<b>34,990,209</b>	<b>110,280,112</b>	<b>2,144</b>	<b>3.15</b>	<b>6,758</b>
<b>Grand totals .....</b>			<b>132,395</b>	<b>290,759,137</b>	<b>1,038,495,654<sup>1</sup></b>	<b>2,196</b>	<b>3.57</b>	<b>7,844</b>
Number of female employees (included above)			7,924	-	-	-	-	-
Salaries and wages charged to operating expenses .....			-	-	918,644,794	-	-	-

<sup>1</sup> Includes \$9,416,007 paid to 1,179 employees residing outside Canada charged to Canadian lines.

TABLE 5. Employees and their Compensation, 1970 - Class III and IV Railways

Div. No.	Code No.	Occupational classification	Number of employees (average)	Service hours paid for	Total compensation	Average hours paid for	Average salaries and wages	
							Per hour	Per year
					\$	dollars		
<b>Summary</b>								
01-10	001-073	General .....	30	59,668	246,551	1,989	4.13	8,218
11-26	101-173	Road maintenance .....	112	254,095	780,288	2,269	3.07	6,967
27-41	201-274	Equipment maintenance .....	37	89,754	315,874	2,426	3.52	8,537
42-79	302-539	Transportation .....	262	552,234	1,671,013	2,108	3.03	6,378
<b>Totals .....</b>			<b>441</b>	<b>955,751</b>	<b>3,013,726</b>	<b>2,167</b>	<b>3.15</b>	<b>6,834</b>
80	691	Express .....	2	5,008	11,712	2,504	2.34	5,856
81	791	Highway transport (rail) .....	-	-	-	-	-	-
82	891	Telecommunications .....	-	-	-	-	-	-
83	991	Outside operations .....	-	-	-	-	-	-
<b>Totals .....</b>			<b>2</b>	<b>5,008</b>	<b>11,712</b>	<b>2,504</b>	<b>2.34</b>	<b>5,856</b>
<b>Grand totals .....</b>			<b>443</b>	<b>960,759</b>	<b>3,025,438</b>	<b>2,169</b>	<b>3.15</b>	<b>6,829</b>
Number of female employees (included above) .....			-	-	-	-	-	-
Salaries and wages charged to operating expenses .....			-	-	3,019,749	-	-	-
International Bridge Company <sup>1</sup> .....			19	39,887	185,415	2,099	4.65	9,759

<sup>1</sup> Included with "Class III and IV Railways".

TABLE 6. Employees and their Compensation, 1970 - All Railways

Div. No.	Code No.	Occupational classification	Number of employees (average)	Service hours paid for	Total compensation	Average hours paid for	Average salaries and wages	
							Per hour	Per year
					\$	dollars		
<b>Summary</b>								
01-10	001-073	General .....	15,845	33,498,078	132,096,652	2,114	3.94	8,337
11-26	101-173	Road maintenance .....	21,449	49,295,667	159,903,524	2,298	3.24	7,455
27-41	201-274	Equipment maintenance .....	29,217	62,775,023	222,986,048	2,149	3.55	7,632
42-79	302-539	Transportation .....	50,007	111,155,911	416,243,044	2,223	3.74	8,324
<b>Totals .....</b>			<b>116,518</b>	<b>256,724,679</b>	<b>931,229,268</b>	<b>2,203</b>	<b>3.63</b>	<b>7,992</b>
80	691	Express .....	3,218	6,527,704	20,763,121	2,028	3.18	6,452
81	791	Highway transport (rail) .....	351	781,436	2,622,660	2,226	3.36	7,472
82	891	Telecommunications .....	7,196	15,488,561	56,169,883	2,152	3.63	7,806
83	991	Outside operations .....	5,555	12,197,516	30,736,160	2,196	2.52	5,533
<b>Totals .....</b>			<b>16,320</b>	<b>34,995,217</b>	<b>110,291,824</b>	<b>2,144</b>	<b>3.15</b>	<b>6,758</b>
<b>Grand totals .....</b>			<b>132,838</b>	<b>291,719,896</b>	<b>1,041,521,092<sup>1</sup></b>	<b>2,196</b>	<b>3.57</b>	<b>7,841</b>
Number of female employees (included above) .....			7,924	-	-	-	-	-
Salaries and wages charged to operating expenses .....			-	-	921,664,543	-	-	-

<sup>1</sup> Includes \$9,575,056 paid to 1,200 employees residing outside Canada charged to Canadian lines.

TABLE 7. Relationship Between the 1956 and 1964 Railway Employee Classifications

1956 Division Number and Reporting Division	1964 Division Number (Code Number) and Occupational Classification
<b>GENERAL<sup>1</sup></b>	
01 Executives, officers and assistants 13 B. and B. masters, roadmasters and assistants 27 General and assistant general foremen and inspectors (signal and electrical transmission) 31 General foremen, foremen and assistant foremen (equipment) 46 Chief train dispatchers	01 (001) Managerial and supervisory (general) 11 (101) Managerial and supervisory (road maintenance) 27 (201) Managerial and supervisory (equipment maintenance) 42 (302) Managerial and supervisory (transportation)
02 Professional and sub-professional assistants 09 Police inspectors, sergeants, special agents and investigators 14 Maintenance of way and scale inspectors 56 Dining car and restaurant inspectors	02 (011) Professional, technical, and staff assistants (general) 12 (111) Professional, technical, and staff assistants (road maintenance) 28 (211) Professional, technical, and staff assistants (equipment maintenance) 44 (312) Professional, technical, and staff assistants (transportation)
03 Chief, assistant chief and supervisory clerks	03 (022) Chief clerks, assistant chief clerks and office supervisors (general) 46 (322) Chief clerks and assistant chief clerks (transportation)
04 Clerks, stenographers and office machine operators 05 Telephone switchboard operators, office boys and sorters	04 (023) Clerks and related occupations (general) 13 (121) Clerical (road maintenance) 29 (221) Clerical (equipment maintenance) 47 (323) Clerks and related occupations (transportation) 48 (324) Checkers (transportation)
06 Janitors and other building attendants	10 (073) General office service attendants
07 Service vehicle operators 08 Miscellaneous trades workers	06 (052) Miscellaneous tradesmen and service vehicle operators
10 Constables and policemen	07 (053) Constables and policemen
11 Stores general foremen, foremen and assistants	05 (041) Foremen, assistant and sub-foremen, stores
12 Storemen and stores labourers (non-clerical)	08 (062) Storemen (non-clerical) 09 (072) Stores labourers

**ROAD MAINTENANCE**

15 B. and B. department foremen	14 (142) Bridge and building foremen
16 B. and B. carpenters and bridgemen 17 Blacksmiths, pipefitters and tinsmiths 18 Masons, painters and other journeymen 22 Pumpmen 62 Bridge operators	18 (152) Bridge and building tradesmen and bridge operators

<sup>1</sup> The construction of this key required the incorporation under GENERAL of certain supervisory and clerical classifications normally included in the ROAD MAINTENANCE, EQUIPMENT MAINTENANCE, and TRANSPORTATION functions.

**TABLE 7. Relationship Between the 1956 and 1964 Railway Employee Classifications - Continued**

1956 Division Number and Reporting Division	1964 Division Number (Code Number) and Occupational Classification
<b>ROAD MAINTENANCE - Concluded</b>	
19 Helpers, B. and B. department	21 (162) Bridge and building helpers
20 Labourers, bridge, building and signal	25 (172) Bridge and building, signal and work equipment labourers
21 Work equipment operators and helpers	19 (153) Work equipment operators, maintainers and mechanics 22 (163) Work equipment helpers
23 Extra gang and snow plow foremen	15 (143) Extra gang and snow plow foremen
24 Section Foremen	16 (144) Section foremen
25 Labourers, extra gang	26 (173) Extra gang labourers
26 Sectionmen 63 Crossing watchmen and gatemen	24 (165) Sectionmen, crossing watchmen and gatemen
28 Foremen, signal and electrical transmission	17 (145) Signal and electrical transmission foremen
29 Signal and interlocker maintainers and helpers	20 (154) Signal and interlocker maintainers and mechanics 23 (164) Signal helpers and apprentices
<b>EQUIPMENT MAINTENANCE</b>	
32 Blacksmiths 33 Boilermakers	30 (252) Blacksmiths and boilermakers
34 Carmen, coach and locomotive 35 Carmen, freight	31 (253) Carmen - coach, locomotive and freight
30 Linemen and groundmen - Electrical transmission 36 Electrical workers	32 (254) Electrical workers, linemen and groundmen
37 Machinists 38 Moulders	33 (255) Machinists and moulders
39 Pipefitters and sheet metal workers	34 (256) Pipefitters and sheet metal workers
40 Helpers to mechanics	36 (262) Helpers to mechanics
41 Apprentices	37 (263) Apprentices

TABLE 7. Relationship Between the 1956 and 1964 Railway Employee Classifications - Continued

1956 Division Number and Reporting Division	1964 Division Number (Code Number) and Occupational Classification
<b>EQUIPMENT MAINTENANCE - Concluded</b>	
42 Coach cleaners	39 (272) Coach cleaners
43 Classified labourers (shops, enginehouses and power plants)	40 (273) Classified labourers (shops, enginehouses and power plants)
44 Unclassified labourers (shops, enginehouses and power plants)	41 (274) Unclassified labourers (shops, enginehouses and power plants)
45 Stationary engineers, firemen and oilers	} 35 (258) Stationary engineers } 38 (264) Stationary firemen and oilers
<b>TRANSPORTATION</b>	
47 Train dispatchers	45 (313) Train dispatchers and traffic supervisors
48 Supervisory agents and assistants	43 (303) Supervisory and assistant supervisory agents
49 Agents and caretaker agents at small stations (non-telegraphers)	} 49 (325) Station agents, telegraphers, caretaker agents and levermen
50 Station agents, telegraphers and telephoners	
51 Levermen (non-telegraphers) at interlockers	
52 Baggage, parcel room and station attendants	50 (326) Baggage and station attendants
53 General foremen and foremen in freight sheds	51 (341) Foremen and assistant foremen in freight sheds
54 Freight handlers and freight shed operators	57 (363) Freight handlers and freight shed operators
55 Labourers	63 (371) Transportation labourers
57 Dining car stewards, chefs, cooks and waiters	} 52 (352) Dining car stewards, chefs and cooks } 59 (365) Dining car waiters and kitchen helpers
58 Restaurant managers, chefs, cooks and waiters	} 53 (353) Restaurant managers, chefs and cooks } 60 (366) Restaurant waiters and kitchen helpers
59 News agents	61 (367) News agents

**TABLE 7. Relationship Between the 1956 and 1964 Railway Employee Classifications - Continued**

1956 Division Number and Reporting Division	1964 Division Number (Code Number) and Occupational Classification
<b>TRANSPORTATION - Concluded</b>	
60 Sleeping and parlour car conductors	54 (354) Sleeping and parlour car conductors
See footnote 1.	55 (355) Motor vehicle mechanics <sup>1</sup>
See footnote 1.	56 (362) Revenue motor vehicle drivers <sup>1</sup>
61 Porters and other train attendants	58 (364) Sleeping and parlour car porters and other train attendants
See footnote 1.	62 (368) Garage attendants <sup>1</sup>
64 Floating equipment employees	64 (391) Floating equipment employees
65 Yardmasters and assistants	65 (432) Yardmasters and assistant yardmasters
66 Switchtenders	66 (433) Switchtenders
67 Hostlers	67 (434) Hostlers
68 Road passenger conductors	68 (435) Road passenger conductors
69 Road freight conductors	69 (436) Road freight conductors
70 Road passenger brakemen and baggagemen	70 (437) Road passenger brakemen and baggagemen
71 Road freight brakemen	71 (438) Road freight brakemen
72 Yard foremen	} 72 A (439) Car retarder operators 72 B (532) Yard foremen
73 Yard helpers	73 (533) Yard helpers
74 Road passenger engineers and motormen	74 (534) Road passenger engineers and motormen
75 Road freight engineers and motormen	75 (535) Road freight engineers and motormen
76 Yard engineers and motormen	76 (536) Yard engineers and motormen
77 Road passenger firemen and helpers	77 (537) Road passenger firemen and helpers
78 Road freight firemen and helpers	78 (538) Road freight firemen and helpers
79 Yard firemen and helpers	79 (539) Yard firemen and helpers

<sup>1</sup> These classifications include employees engaged in integrated express, and less carload operations. They were formerly included in Express, Cartage and Highway Transport (rail) services, Divisions 81, 82 and 83, respectively.



**TABLE 7. Relationship Between the 1956 and 1964 Railway Employee Classifications - Concluded**

1956 Division Number and Reporting Division	1964 Division Number (Code Number) and Occupational Classification
<b>OTHER OPERATIONS</b>	
80 Communications	82 (891) Telecommunications
81 Express	80 (691) Express
82 Cartage	
83 Highway transport (rail)	81 (791) Highway transport (rail)
84 Outside operations	83 (991) Outside operations

**DEFINITIONS OF RAILWAY FUNCTIONS**

**GENERAL** -- Includes all functions or departments except those separately defined below. Included in this group are such departments as; Research and Development, Accounting and Finance, Personnel and Labour Relations, Purchases and Stores, Sales, Traffic, Investigation, etc.

**ROAD MAINTENANCE** -- This function is responsible for the construction and maintenance of all track and structures and signal installations.

**EQUIPMENT MAINTENANCE** -- This function is responsible for the maintenance and servicing of all motive power, car, shop and power plant equipment.

**TRANSPORTATION (NON-TRAIN AND TRAIN)** -- This function is responsible for scheduling, dispatching and operating trains and other ancillary services, the operation of terminal facilities and the distribution of cars and motive power. This function is also responsible for the movement of merchandise by means of the integration of express and less carload operations.

**EXPRESS** -- This function is responsible for non-integrated express operations.

**HIGHWAY TRANSPORT (RAIL)** -- This function is responsible for non-integrated cartage and highway services ancillary to rail operations.

**TELECOMMUNICATIONS** -- This function is responsible for all telecommunications operations.

**OUTSIDE OPERATIONS** -- This function includes such operations as hotels which are operated both as to revenues and expenses separate and apart from actual rail operations.







1010553354

Reports published by the  
Transportation and Public Utilities Division  
dealing with

**RAILWAY TRANSPORT STATISTICS**

**Catalogue  
number**

**Title  
Periodical**

- 52-001 **Railway Carloadings** (Monthly) Bil.  
Cars and tons of revenue freight loaded in Eastern and Western Canada, by 70 commodities.
- 52-002 **Railway Freight Traffic** (Quarterly) Bil.  
Revenue freight carried by railways in Canada, by over 300 commodities and by province.
- 52-003 **Railway Operating Statistics** (Monthly) Bil.  
Financial, traffic and operating statistics of railways in Canada.
- 52-004 **Railway Transport Service Bulletin** (Occasional) Bil.  
Summary releases in advance of regular publications and results of special studies.

**Annual**

- 52-201 **Canadian National Railways**  
Financial and operating statistics of the entire system from 1923.
- 52-202 **Canadian Pacific Railway Company**  
Financial and operating statistics of the entire system from 1923.
- 52-204 **Railway Express**  
Financial, operating, employment and mileage statistics of railway express operations.
- 52-205 **Railway Freight Traffic**  
Summary of year's issues of quarterly report 52-002; with supplementary regional data.
- 52-206 **Railway Operating Statistics**  
Summary of year's issues of monthly report 52-003.
- 52-207 **Railway Transport: Part I**  
Comparative summary statistics. Includes accident statistics.
- 52-208 **Railway Transport: Part II**  
Financial Statistics.
- 52-209 **Railway Transport: Part III**  
Equipment, track and fuel statistics.
- 52-210 **Railway Transport: Part IV**  
Operating and traffic statistics.
- 52-211 **Railway Transport: Part V**  
Freight carried by principal commodity classes.
- 52-212 **Railway Transport: Part VI**  
Employment statistics.

*In addition to the selected publications listed above, Statistics Canada publishes a wide range of statistical reports on Canadian economic and social affairs. A comprehensive catalogue of all current publications is available free on request from Statistics Canada, Ottawa 3.*