


CATALOGUE No.

53-004

QUARTERLY

Historical File Copy



**MOTOR TRANSPORT TRAFFIC  
BY COMMODITIES  
FOURTH QUARTER 1965**

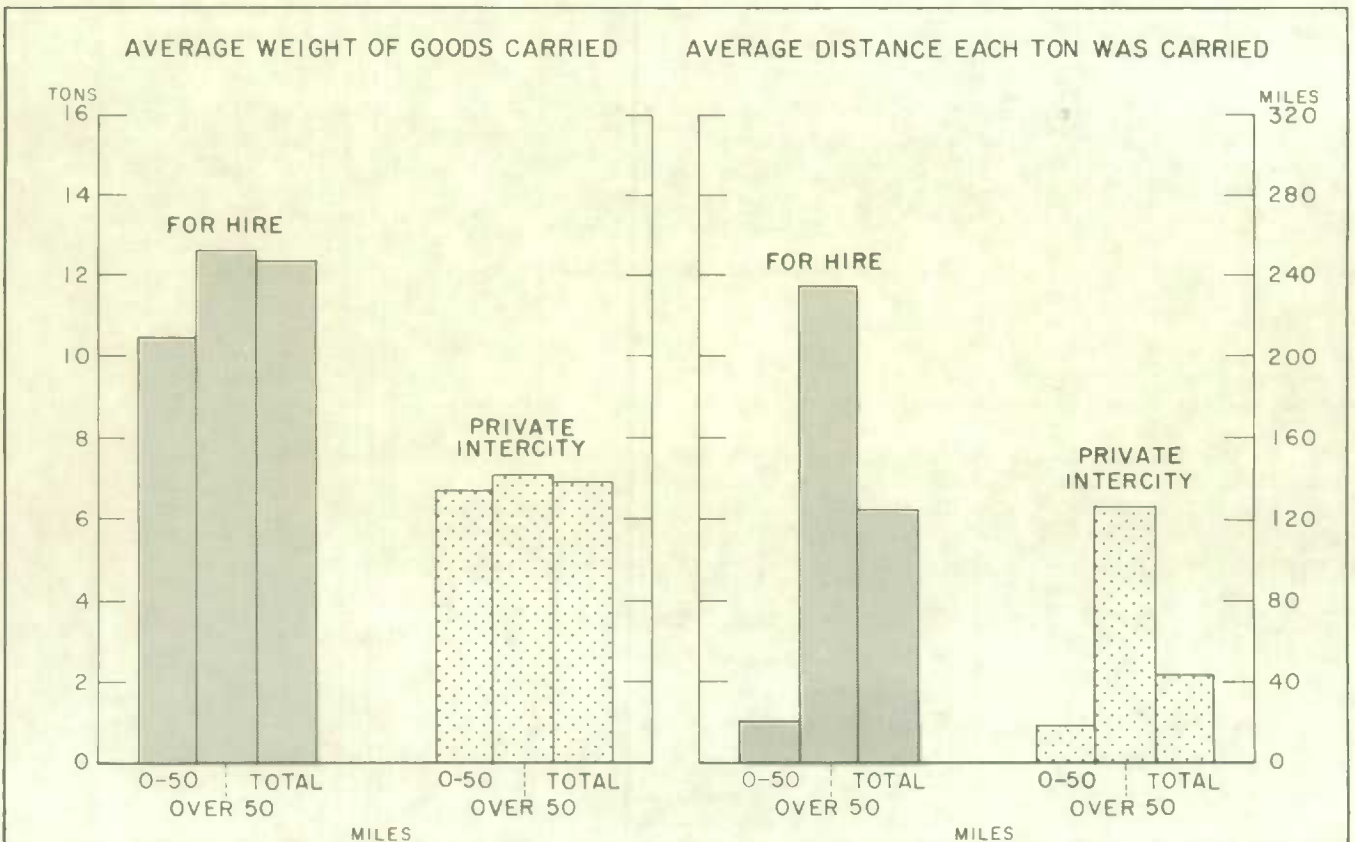
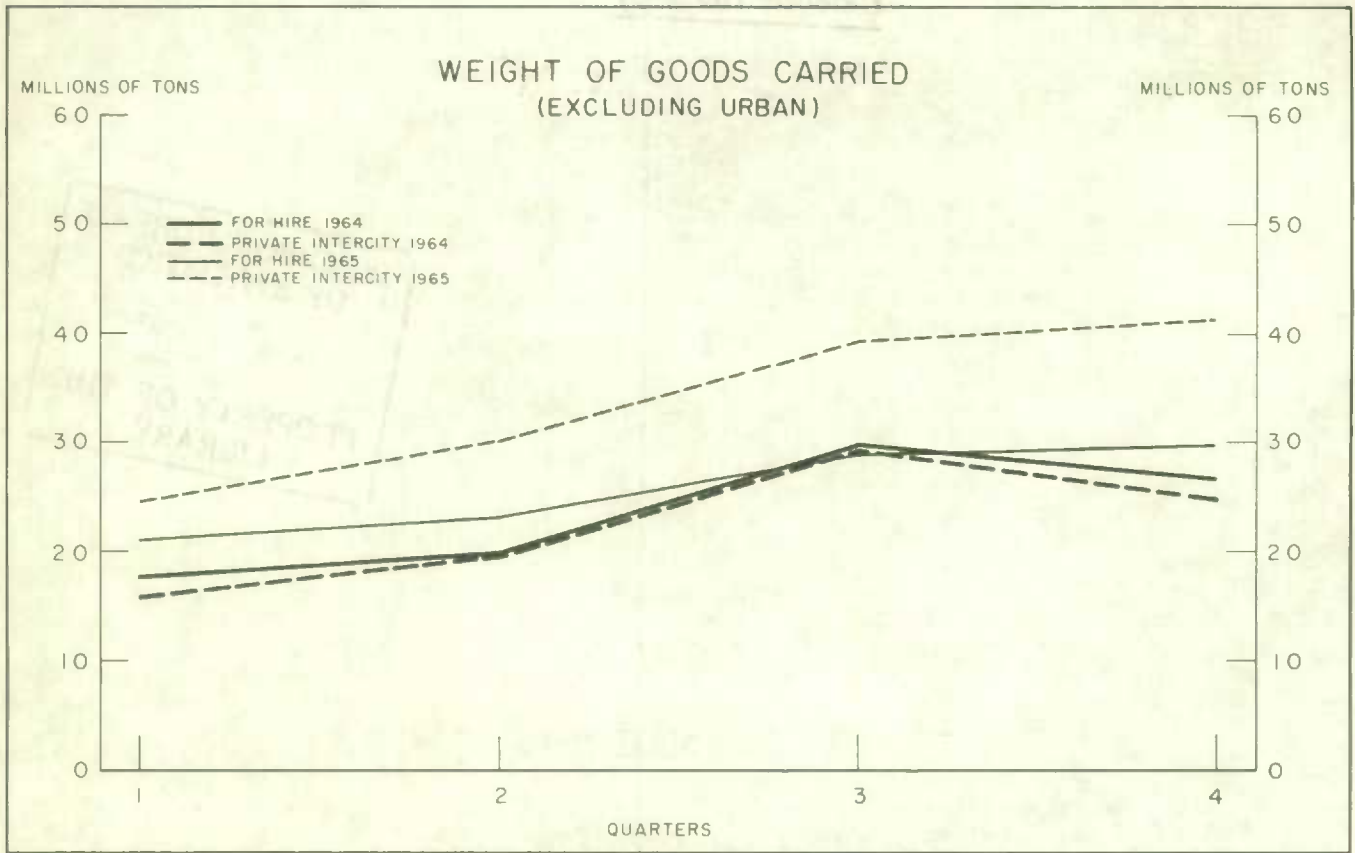
*Published by Authority of*  
The Minister of Trade and Commerce

**DOMINION BUREAU OF STATISTICS**  
Governments and Transportation Division  
Transportation and Public Utilities Section

September 1966  
8504-569

Price: 50 cents  
\$2.00 a year

Vol. 7, No. 4



## MOTOR TRANSPORT TRAFFIC - BY COMMODITIES

FOURTH QUARTER 1965

This quarterly publication has been designed to provide commodity detail which has become available from the sample surveys of commercial motor vehicles conducted in each of the ten provinces on a continuing quarterly basis. For a complete description of the original design of the sample as well as the methods and procedures, reference should be made to the publication "Motor Transport Traffic - National Estimates, 1957", Catalogue No. 53-207.

In the quarterly publications for 1963 intercity operations (both for hire and private) were divided into two sets of data, the first set included the urban movements of intercity licenced vehicles, the second set excluded the urban movements of intercity licenced vehicles. In the 1964 quarterly publications the urban movements of intercity vehicles were excluded. Similarly the publications for 1965 exclude these urban movements.

The quarterly series covers the operation of intercity vehicles, both private and for hire. The operations of vehicles classed as farm and urban are described in the annual Motor Transport Traffic reports but are excluded from this publication. For both for hire and private intercity vehicles data are broken down to show operations on trips up to and including 50 miles and on trips over 50 miles as well as total operations.

Appendix A contains the list of commodities into which all freight transported by for hire trucks are grouped. Appendix B contains the list of commodities into which all freight transported by private intercity trucks are grouped. These lists are based on the Standard Commodity Classification Manual published by the Dominion Bureau of Statistics. The Standard Commodity Classification class numbers are included to facilitate comparison with other Dominion Bureau of Statistics publications which contain commodity data.

Commodities are shown in five major groups: (i) live animals, (ii) food, feed, beverages and tobacco, (iii) crude materials, inedible, (iv) fabricated materials, inedible, and (v) end products, inedible. Commodities shown separately in quarterly Motor Transport Traffic reports prior to 1961 were those transported in large volume. These commodities will continue to be shown individually and in many cases the description of such commodities was only slightly changed in the revised classification.

Where sufficient descriptive detail was not reported for a particular item or the quantity carried was not sufficiently large to be shown separately, it was necessary to assign it to an n.e.s. (not elsewhere specified) class. In addition mixed truckloads of goods which were within the same commodity group were assigned to the n.e.s. class for that group. However, when the commodities reported for a mixed truckload belonged to more than one of the five main commodity groups, they have been assigned to the "General Freight" group. Therefore, the totals shown for individual commodities are understated in proportion to the amount of that commodity which, of necessity, was assigned to one of these general classes.

To be shown separately 100,000 tons of a commodity should be transported within the quarter. However, to preserve continuity and enable comparisons to be made with previous quarters data are shown individually for some commodities which fall short of this mark.

The results of the provincial sample surveys were expanded to represent the estimated truck population for the thirteen weeks of the quarter and combined for a Canada total. Weight of goods carried, miles travelled with load, net ton miles and revenue have been rounded to thousands and average distance per ton has been rounded to tens. Averages were calculated before the figures were rounded. The data in this report are estimates subject to sampling error.

### Glossary of Terms

**Average distance per ton** - Average distance each ton was carried. Net ton miles divided by the total weight of goods carried.

**Average weight carried** - Total net ton miles performed divided by miles travelled with load.

**For hire vehicles** - Those vehicles (common and contract) which were operated for compensation on intercity and rural routes and, in most provinces, were identified by a distinct series of licence plate numbers.

**Net ton miles** - Average weight of goods carried per trip multiplied by the number of loaded miles.

**N.e.s.** - Not elsewhere specified. (As a result of insufficient descriptive detail for some of the commodities recorded in the questionnaires, it has been necessary to assign these commodities to the n.e.s. classes rather than to a more specific class.)

**Private intercity vehicles** - Privately owned trucks (both intercity and rural) which were operated beyond urban areas and were not used directly in connection with farm operations.

**Weight of goods carried** - Total weight of goods loaded on the vehicles.

### For Hire Trucks - Excluding Urban Operations

In the fourth quarter of 1965 for hire trucks carried an estimated 29,597,000 tons of goods compared with 26,690,000 in the same quarter of 1964, an increase of 10.9 per cent. Although more tonnage was carried than in the same quarter of the previous year, the average distance each ton was carried increased 3.3 per cent to 125 miles from 121 miles. This resulted in a increase of 14.2 per cent in the net ton miles performed - 3,692,701,000 compared to 3,232,701,000 in the corresponding quarter of 1964.

The revenue received from the transportation of these goods increased 21.5 per cent to \$202,901,000 from \$167,001,000 while the revenue per ton mile rose slightly to 5.5 cents from 5.2 cents in the same period of 1964.

For trips over 50 miles, fabricated materials, inedible, and general freight accounted respectively for 36.8 and 21.4 per cent of the weight of goods carried, 26.4 and 32.2 per cent of the net ton miles performed and 23.0 and 32.1 per cent of the revenue for these for hire trucks.

### Private Intercity Trucks - Excluding Urban Operations

Private intercity vehicles in the fourth quarter of 1965 carried an estimated 41,299,000 tons of goods compared with 24,711,000 tons in the same quarter of 1964, an increase of 67.1 per cent. The average weight of goods carried increased to 6.9 from 4.9 tons while the average distance each ton was carried decreased to 43 miles from 45 miles; consequently net ton miles for the fourth quarter rose 59.5 per cent to 1,788,068,000 from 1,121,248,000 in the same quarter of 1964.

For trips over 50 miles fabricated materials, inedible, and food, feed, beverages and tobacco accounted respectively for 33.4 and 28.3 per cent of the weight of goods carried and 36.8 and 27.5 per cent of the net ton miles performed by these private intercity trucks.

TABLE 1. Total For Hire Truck Traffic

Commodity	Weight of goods carried '000 tons	Average weight carried tons	Miles travelled with load '000	Net ton miles '000	Average distance per ton miles	Revenue \$'000	Revenue per ton mile
<b>Live animals:</b>							
Cattle .....	336	9	4,384	39,628	120	2,345	5.9
Live animals, n.e.s. ....	414	8	5,029	40,047	100	3,188	8.0
Total live animals .....	750	8	9,413	79,675	110	5,533	6.9
<b>Food, feed, beverages and tobacco:</b>							
Meat and meat preparations .....	344	15	16,721	242,994	710	7,017	2.9
Dairy produce, eggs and honey .....	986	6	10,067	56,866	60	5,963	10.5
Cereals, unmilled .....	293	14	860	11,927	40	891	7.5
Grain, flour, meal and cereal preparations, n.e.s. ....	40	14	775	10,789	270	520	4.8
Fruits and fruit preparations .....	177	17	3,981	66,446	380	2,221	3.3
Vegetables and vegetable preparations .....	320	15	2,615	39,092	120	1,689	4.3
Fodder and feed, except unmilled cereals ....	528	11	3,778	41,780	80	2,156	5.2
Ale, beer, stout and porter .....	169	19	931	18,054	110	669	3.7
Tobacco .....	13	21	525	11,208	840	340	3.0
Food, feed, beverages and tobacco, n.e.s. ...	984	17	15,440	256,360	260	9,991	3.9
Total food, feed, beverages and tobacco ...	3,854	14	55,693	755,516	200	31,457	4.2
<b>Crude materials, inedible:</b>							
Logs .....	1,151	25	1,956	48,883	40	2,707	5.5
Pulpwood .....	175	15	565	8,656	50	632	7.3
Metallic ores, concentrates, scrap metal and by-products .....	583	20	1,201	24,094	40	979	4.1
Coal .....	95	9	481	4,399	50	373	8.5
Sand and gravel .....	6,991	13	8,155	103,025	20	5,438	5.3
Stone, crude .....	1,386	18	2,401	43,535	30	2,150	4.9
Crude non-metallic minerals (except coal and petroleum), n.e.s. ....	492	19	2,812	53,715	110	1,983	3.7
Crude materials, inedible, n.e.s. ....	413	13	4,879	61,404	150	2,868	4.7
Total crude materials, inedible .....	11,286	15	22,450	347,711	30	17,130	4.9
<b>Fabricated materials, inedible:</b>							
Lumber and timber; and flooring, railway ties and other sawmill products .....	844	18	5,837	107,715	130	5,372	5.0
Wood fabricated materials, n.e.s. ....	110	15	1,284	19,784	180	789	4.0
Paper and paperboard .....	750	15	8,733	128,709	170	7,179	5.6
Oils, fats, waxes, extracts and derivatives, animal and vegetable .....	72	14	843	11,664	160	424	3.6
Inorganic and organic chemicals .....	390	19	1,552	29,059	80	1,712	5.9
Chemicals and related products, n.e.s. ....	251	10	14,423	43,149	170	2,333	5.4
Gasoline .....	332	18	2,267	40,567	120	1,605	4.0
Fuel oil .....	1,025	21	4,294	89,574	90	3,600	4.0
Asphalts and road oils .....	180	24	623	15,104	80	761	5.0
Petroleum and coal products, n.e.s. ....	577	5	14,366	71,653	120	2,893	4.0
Iron and steel and alloys; and metal fabri- cated basic products .....	1,008	17	11,416	194,248	190	8,015	4.1
Building brick, clay .....	156	13	1,144	14,334	90	695	4.8
Cement; and cement and concrete basic pro- ducts, n.e.s. ....	1,344	17	6,475	110,379	80	6,633	6.0
Non-metallic mineral basic products, n.e.s. ....	517	15	3,193	48,268	90	2,693	5.6
Fabricated materials, inedible, n.e.s. ....	252	15	3,390	49,730	200	2,859	5.7
Total fabricated materials, inedible .....	7,808	12	79,840	973,937	130	47,563	4.9
<b>End products, inedible:</b>							
Machinery .....	562	14	5,924	82,049	150	5,729	7.0
Passenger automobiles and chassis .....	387	10	11,504	112,498	290	9,116	8.1
Motor vehicle engines, accessories, parts and assemblies .....	154	12	2,340	28,226	180	2,216	7.8
End products, inedible, n.e.s. ....	1,037	8	27,400	208,502	200	23,663	11.3
Total end products, inedible .....	2,140	9	47,168	431,275	200	40,724	9.4
General freight .....	3,759	13	83,734	1,104,587	290	60,494	5.5
Grand total .....	29,597	12.4	298,298	3,692,701	125	202,901	5.5

TABLE 2. For Hire Truck Traffic - Trips up to and Including 50 Miles

Commodity	Weight of goods carried '000 tons	Average weight carried tons	Miles travelled with load '000	Net ton miles '000	Average distance per ton miles	Revenue \$'000	Revenue per ton mile
<b>Live animals:</b>							
Cattle .....	108	5	462	2,321	20	345	14.8
Live animals, n.e.s. ....	131	6	622	3,811	30	544	14.3
Total live animals .....	239	6	1,084	6,132	30	889	14.5
<b>Food, feed, beverages and tobacco:</b>							
Meat and meat preparations .....	13	10	52	496	40	134	27.2
Dairy produce, eggs and honey .....	420	3	2,631	8,616	20	2,098	24.3
Cereals, unmilled .....	199	10	327	3,161	20	547	17.3
Grain, flour, meal and cereal preparations, n.e.s. ....	5	19	1	31	10	3	8.5
Fruits and fruit preparations .....	35	12	89	1,093	30	195	17.8
Vegetables and vegetable preparations .....	203	11	222	2,392	10	409	17.1
Fodder and feed, except unmilled cereals ....	226	7	666	4,905	20	465	9.5
Ale, beer, stout and porter .....	17	7	71	476	30	115	24.4
Tobacco .....	-	-	-	-	-	-	-
Food, feed, beverages and tobacco, n.e.s. ...	169	13	475	5,988	40	700	11.7
Total food, feed, beverages and tobacco ...	1,287	6	4,534	27,158	20	4,666	17.2
<b>Crude materials, inedible:</b>							
Logs .....	923	27	1,297	34,639	40	2,102	6.1
Pulpwood .....	107	17	174	2,962	30	139	4.7
Metallic ores, concentrates, scrap metals and by-products .....	487	25	355	8,905	20	357	4.0
Coal .....	62	6	283	1,797	30	185	10.3
Sand and gravel .....	6,873	12	7,638	91,378	10	5,132	5.4
Stone, crude .....	1,157	15	1,292	19,562	20	1,065	5.4
Crude non-metallic minerals (except coal and petroleum), n.e.s. ....	149	15	118	1,755	10	119	6.8
Crude materials, inedible, n.e.s. ....	201	8	490	3,794	20	735	19.4
Total crude materials, inedible .....	9,959	14	11,647	164,792	20	9,834	6.0
<b>Fabricated materials, inedible:</b>							
Lumber and timber; and flooring, railway ties and other sawmill products .....	417	18	812	14,878	40	1,731	11.6
Wood fabricated materials, n.e.s. ....	31	11	83	948	30	173	18.2
Paper and paperboard .....	84	12	257	2,993	40	669	22.3
Oils, fats, waxes, extracts and derivatives, animal and vegetable .....	18	21	39	818	50	40	4.9
Inorganic and organic chemicals .....	237	23	297	6,918	30	662	9.6
Chemicals and related products, n.e.s. ....	60	5	148	807	10	139	17.2
Gasoline .....	46	10	153	1,592	30	78	4.9
Fuel oil .....	363	18	690	12,584	40	753	6.0
Asphalts and road oils .....	64	16	141	2,213	40	144	6.5
Petroleum and coal products, n.e.s. ....	168	8	619	4,936	30	376	7.6
Iron and steel and alloys; and metal fabri- cated basic products .....	209	11	621	6,750	30	1,011	15.0
Building brick, clay .....	66	14	154	2,078	30	182	8.7
Cement; and cement and concrete basic pro- ducts, n.e.s. ....	485	18	715	13,000	30	1,416	10.9
Non-metallic mineral basic products, n.e.s. ....	254	11	832	8,913	40	866	9.7
Fabricated materials, inedible, n.e.s. ....	22	10	71	687	30	466	67.8
Total fabricated materials, inedible .....	2,524	14	5,632	80,115	30	8,706	10.9
<b>End products, inedible:</b>							
Machinery .....	232	10	573	5,961	30	968	16.2
Passenger automobiles and chassis .....	36	7	193	1,256	40	277	22.1
Motor vehicle engines, accessories, parts and assemblies .....	31	11	74	834	30	450	53.9
End products, inedible, n.e.s. ....	235	4	1,624	6,721	30	2,067	30.8
Total end products, inedible .....	534	6	2,464	14,772	30	3,762	23.5
General freight .....	686	4	4,036	16,429	20	6,258	38.4
Grand total .....	15,229	10.5	29,397	309,398	20	34,115	11.0

TABLE 3. For Hire Truck Traffic - Trips Over 50 Miles

Commodity	Weight of goods carried '000 tons	Average weight carried tons	Miles travelled with load '000	Net ton miles '000	Average distance per ton miles	Revenue \$'000	Revenue per ton mile
<b>Live animals:</b>							
Cattle .....	228	10	3,922	37,307	160	2,000	5.4
Live animals, n.e.s. ....	283	8	4,407	36,236	130	2,644	7.3
Total live animals .....	511	9	8,329	73,543	140	4,644	6.3
<b>Food, feed, beverages and tobacco:</b>							
Meat and meat preparations .....	331	15	16,669	242,498	77	6,883	2.8
Dairy produce, eggs and honey .....	566	6	7,436	48,250	90	3,865	8.0
Cereals, unmilled .....	94	16	533	8,766	90	344	3.9
Grain, flour, meal and cereal preparations, n.e.s. ....	35	14	774	10,758	310	517	4.8
Fruits and fruit preparations .....	142	17	3,892	65,353	460	2,026	3.1
Vegetables and vegetable preparations .....	117	15	2,393	36,700	310	1,280	3.5
Fodder and feed, except unmilled cereals ....	302	12	3,112	36,875	120	1,691	4.6
Ale, beer, stout and porter .....	152	20	860	17,578	120	554	3.1
Tobacco .....	13	21	525	11,208	840	340	3.0
Food, feed, beverages and tobacco, n.e.s. ...	815	17	14,965	250,372	310	9,291	3.7
Total food, feed, beverages and tobacco ...	2,567	14	51,159	728,358	280	26,791	3.7
<b>Crude materials, inedible:</b>							
Logs .....	228	22	659	14,244	60	605	4.2
Pulpwood .....	68	15	391	5,694	80	493	8.7
Metallic ores, concentrates, scrap metals and by-products .....	96	18	846	15,189	160	622	4.1
Coal .....	33	13	198	2,602	80	188	7.2
Sand and gravel .....	118	23	517	11,647	100	306	2.6
Stone, crude .....	229	22	1,109	23,973	110	1,085	4.5
Crude non-metallic minerals (except coal and petroleum), n.e.s. ....	343	19	2,694	51,960	150	1,864	3.6
Crude materials, inedible, n.e.s. ....	212	13	4,389	57,610	270	2,133	3.7
Total crude materials, inedible .....	1,327	17	10,803	182,919	140	7,296	4.0
<b>Fabricated materials, inedible:</b>							
Lumber and timber; and flooring, railway ties and other sawmill products .....	427	18	5,025	92,837	220	3,641	3.9
Wood fabricated materials, n.e.s. ....	79	16	1,201	18,836	240	616	3.3
Paper and paperboard .....	666	15	8,476	125,716	190	6,510	5.2
Oils, fats, waxes, extracts and derivatives, animal and vegetable .....	54	13	804	10,846	200	384	3.5
Inorganic and organic chemicals .....	153	18	1,255	22,141	150	1,050	4.7
Chemicals and related products, n.e.s. ....	191	3	14,275	42,342	220	2,194	5.2
Gasoline .....	286	18	2,114	38,975	140	1,527	3.9
Fuel oil .....	662	21	3,604	76,990	120	2,847	3.7
Asphalts and road oils .....	116	27	482	12,891	110	617	4.8
Petroleum and coal products, n.e.s. ....	409	5	13,747	66,717	160	2,517	3.8
Iron and steel and alloys; and metal fabri- cated basic products .....	799	17	10,795	187,498	240	7,004	3.7
Building brick, clay .....	90	12	990	12,256	140	513	4.2
Cement; and cement and concrete basic pro- ducts, n.e.s. ....	859	17	5,760	97,379	110	5,217	5.4
Non-metallic mineral basic products, n.e.s. ....	263	17	2,361	39,355	150	1,827	4.6
Fabricated materials, inedible, n.e.s. ....	230	15	3,319	49,043	210	2,393	4.9
Total fabricated materials, inedible .....	5,284	12	74,208	893,822	170	38,857	4.3
<b>End products, inedible:</b>							
Machinery .....	330	14	5,351	76,088	230	4,761	6.3
Passenger automobiles and chassis .....	351	10	11,311	111,242	320	8,839	7.9
Motor vehicle engines, accessories, parts and assemblies .....	123	12	2,266	27,392	220	1,766	6.4
End products, inedible, n.e.s. ....	802	8	25,776	201,781	250	21,596	10.7
Total end products, inedible .....	1,606	9	44,704	416,503	260	36,962	8.9
General freight .....	3,073	14	79,698	1,088,158	350	54,236	5.0
Grand total .....	14,368	12.6	268,901	3,383,303	235	168,786	5.0

TABLE 4. Total Private Intercity Truck Traffic

Commodity	Weight of goods carried	Average weight carried	Miles travelled with load	Net ton miles	Average distance per ton
	'000 tons	tons	'000	'000	miles
Live animals .....	236	6	4,221	23,964	100
Food, feed, beverages and tobacco:					
Meat and meat preparations .....	120	4	4,284	15,711	130
Dairy produce, eggs and honey .....	1,182	3	17,758	59,413	50
Cereals, unmilled .....	211	12	1,463	17,217	80
Grain, flour, meal and cereal preparations, n.e.s. ....	270	1	12,074	15,317	60
Fruits and fruit preparations .....	225	9	3,752	33,461	150
Vegetables and vegetable preparations .....	354	8	1,871	14,356	40
Fodder and feed, except unmilled cereals .....	1,359	9	7,734	67,252	50
Non-alcoholic beverages .....	446	5	5,882	29,455	70
Ale, beer, stout and porter .....	324	9	1,994	18,092	60
Food, feed, beverages and tobacco, n.e.s. ....	1,182	6	20,576	132,329	110
Total food, feed, beverages and tobacco .....	5,673	5	77,388	402,603	70
Crude materials, inedible:					
Logs .....	2,221	18	4,902	89,571	40
Bolts and round timber .....	116	9	485	4,546	40
Pulpwood .....	1,706	11	5,858	65,038	40
Fuelwood .....	131	2	1,511	2,841	20
Crude wood materials, n.e.s. ....	75	10	913	8,943	120
Coal .....	247	11	848	9,463	40
Crude mineral oils, natural gas and other crude bituminous substances .....	75	13	304	4,101	60
Sand and gravel .....	12,090	12	12,747	158,918	18
Stone, crude .....	2,868	17	3,885	67,624	20
Crude non-metallic minerals (except coal and petroleum), n.e.s. ....	2,302	11	3,328	36,843	20
Crude materials, inedible, n.e.s. ....	874	9	5,333	48,934	60
Total crude materials, inedible .....	22,705	12	40,114	496,822	20
Fabricated materials, inedible:					
Lumber and timber; and flooring, railway ties and other sawmill products .....	936	15	6,990	101,478	110
Wood fabricated materials, n.e.s. ....	114	7	1,963	14,610	130
Paper and paperboard .....	281	13	3,580	46,489	170
Inorganic and organic chemicals .....	98	11	1,558	17,368	180
Chemicals and related products, n.e.s. ....	264	7	3,210	22,555	90
Gasoline .....	1,534	15	4,517	65,580	40
Fuel oil .....	1,732	14	5,214	72,552	40
Asphalts and road oils .....	807	13	1,231	16,118	20
Petroleum and coal products, n.e.s. ....	1,691	8	8,363	67,818	40
Iron and steel and alloys; and metal fabricated basic products .....	719	12	7,726	92,374	130
Cement; and cement and concrete basic products, n.e.s. ....	1,173	14	3,450	46,995	40
Non-metallic mineral basic products, n.e.s. ....	138	11	1,779	19,300	140
Fabricated materials, inedible, n.e.s. ....	116	8	1,295	10,827	90
Total fabricated materials, inedible .....	9,603	12	50,876	594,064	60
End products, inedible:					
Machinery .....	402	4	9,836	34,605	90
End products, inedible, n.e.s. ....	1,567	3	53,499	139,316	90
Total end products, inedible .....	1,969	3	63,335	173,921	90
General freight .....	1,113	5	21,451	96,694	90
Grand total .....	41,299	6.9	257,385	1,788,068	43



TABLE 5. Private Intercity Truck Traffic - Trips up to and Including 50 Miles

Commodity	Weight of goods carried '000 tons	Average weight carried tons	Miles travelled with load '000	Net ton miles '000	Average distance per ton miles
Live animals .....	119	4	909	3,258	30
Food, feed, beverages and tobacco:					
Meat and meat preparations .....	23	2	357	553	30
Dairy produce, eggs and honey .....	550	3	4,329	14,240	30
Cereals, unmilled .....	106	6	392	2,189	20
Grain, flour, meal and cereal preparations, n.e.s. ....	112	2	1,977	3,013	30
Fruits and fruit preparations .....	87	5	458	2,305	30
Vegetables and vegetable preparations .....	299	10	505	5,058	20
Fodder and feed, except unmilled cereals .....	887	6	2,956	18,059	20
Non-alcoholic beverages .....	226	4	1,851	6,865	30
Ale, beer, stout and porter .....	148	6	616	3,604	20
Food, feed, beverages and tobacco, n.e.s. ....	507	2	5,417	11,415	20
Total food, feed, beverages and tobacco .....	2,945	4	18,858	67,301	20
Crude materials, inedible:					
Logs .....	1,807	15	3,102	47,889	30
Bolts and round timber .....	86	8	361	2,857	30
Pulpwood .....	1,067	12	2,431	29,123	30
Fuelwood .....	129	3	758	2,418	20
Crude wood materials, n.e.s. ....	60	5	271	1,289	20
Coal .....	209	11	565	6,294	30
Crude mineral oils, natural gas and other crude bituminous substances .....	23	12	24	288	10
Sand and gravel .....	11,948	12	12,127	147,603	10
Lime, crude .....	2,635	17	2,880	48,593	20
Crude non-metallic minerals (except coal and petroleum), n.e.s. ....	2,226	8	2,506	21,287	10
Crude materials, inedible, n.e.s. ....	595	8	1,631	12,880	20
Total crude materials, inedible .....	20,785	12	26,656	320,521	20
Fabricated materials, inedible:					
Lumber and timber; and flooring, railway ties and other sawmill products .....	506	8	1,417	11,923	20
Wood fabricated materials, n.e.s. ....	37	2	511	1,107	30
Paper and paperboard .....	53	7	239	1,769	30
Inorganic and organic chemicals .....	9	4	73	263	30
Chemicals and related products, n.e.s. ....	171	3	1,217	3,328	20
Gasoline .....	996	12	2,173	25,563	30
Fuel oil .....	1,200	9	3,135	27,485	20
Asphalts and road oils .....	782	12	975	11,517	20
Petroleum and coal products, n.e.s. ....	1,275	7	3,964	28,651	20
Iron and steel and alloys; and metal fabricated basic products .....	352	6	2,252	12,832	40
Cement; and cement and concrete basic products, n.e.s. ....	937	11	1,810	19,646	20
Non-metallic mineral basic products, n.e.s. ....	54	3	296	886	20
Fabricated materials, inedible, n.e.s. ....	11	1	264	355	30
Total fabricated materials, inedible .....	6,383	8	18,326	145,325	20
End products, inedible:					
Machinery .....	221	4	1,811	6,363	30
End products, inedible, n.e.s. ....	704	1	13,219	17,638	30
Total end products, inedible .....	925	2	15,030	24,001	30
General freight .....	492	2	4,991	7,777	20
Grand total .....	31,649	6.7	84,770	568,183	18

TABLE 6. Private Intercity Truck Traffic - Trips Over 50 Miles

Commodity	Weight of goods carried '000 tons	Average weight carried tons	Miles travelled with load '000	Net ton miles '000	Average distance per ton miles
Live animals .....	117	6	3,312	20,706	180
Food, feed, beverages and tobacco:					
Meat and meat preparations .....	97	4	3,927	15,158	160
Dairy produce, eggs and honey .....	632	3	13,429	45,173	70
Cereals, unmilled .....	105	14	1,071	15,028	140
Grain, flour, meal and cereal preparations, n.e.s. ....	158	1	10,097	12,304	80
Fruits and fruit preparations .....	138	9	3,294	31,156	230
Vegetables and vegetable preparations .....	55	7	1,366	9,298	170
Fodder and feed, except unmilled cereals .....	472	10	4,778	49,193	100
Non-alcoholic beverages .....	220	6	4,031	22,590	100
Ale, beer, stout and porter .....	176	11	1,378	14,488	80
Food, feed, beverages and tobacco, n.e.s. ....	675	8	15,159	120,914	180
Total food, feed, beverages and tobacco .....	2,728	6	58,530	335,302	120
Crude materials, inedible:					
Logs .....	414	23	1,800	41,682	100
Bolts and round timber .....	30	14	124	1,689	60
Pulpwood .....	639	10	3,427	35,915	60
Fuelwood .....	2	1	753	423	160
Crude wood materials, n.e.s. ....	15	12	642	7,654	510
Coal .....	38	11	283	3,169	80
Crude mineral oils, natural gas and other crude bituminous substances .....	52	14	280	3,813	70
Sand and gravel .....	142	18	620	11,315	80
Stone, crude .....	233	19	1,005	19,031	80
Crude non-metallic minerals (except coal and petroleum), n.e.s. ....	76	19	822	15,556	210
Crude materials, inedible, n.e.s. ....	279	10	3,702	36,054	130
Total crude materials, inedible .....	1,920	13	13,458	176,301	90
Fabricated materials, inedible:					
Lumber and timber; and flooring, railway ties and other sawmill products .....	430	16	5,573	89,555	210
Wood fabricated materials, n.e.s. ....	77	9	1,452	13,503	180
Paper and paperboard .....	228	13	3,341	44,720	200
Inorganic and organic chemicals .....	89	12	1,485	17,105	190
Chemicals and related products, n.e.s. ....	93	10	1,993	19,227	210
Gasoline .....	538	17	2,344	40,017	70
Fuel oil .....	532	22	2,079	45,067	90
Asphalts and road oils .....	25	18	256	4,601	180
Petroleum and coal products, n.e.s. ....	416	9	4,399	39,167	90
Iron and steel and alloys; and metal fabricated basic products .....	367	15	5,474	79,542	220
Cement; and cement and concrete basic products, n.e.s. ....	236	17	1,640	27,349	120
Non-metallic mineral basic products, n.e.s. ....	84	12	1,483	18,414	220
Fabricated materials, inedible, n.e.s. ....	105	10	1,031	10,472	100
Total fabricated materials, inedible .....	3,220	14	32,550	448,739	140
End products, inedible:					
Machinery .....	181	4	8,025	28,242	160
End products, inedible, n.e.s. ....	863	3	40,280	121,678	140
Total end products, inedible .....	1,044	3	48,305	149,920	140
General freight .....	621	5	16,460	88,917	140
Grand total .....	9,650	7.1	172,615	1,219,885	126

APPENDIX A

List of Commodities Transported by For Hire Trucks

Standard commodity class number	Commodity
<u>Live animals</u>	
00110-00190	Cattle
00219-00999	Live animals, n.e.s.
<u>Food, feed, beverages and tobacco</u>	
01105-01799	Meat and meat preparations
05102-05500	Dairy produce, eggs and honey
06111-06199	Cereals, unmilled
06205-06999	Grain, flour, meal and cereal preparations, n.e.s.
07103-07899	Fruits and fruit preparations
09105-09790	Vegetables and vegetable preparations
15110-15999	Fodder and feed, except unmilled cereals
17220	Ale, beer, stout and porter
18110-18399	Tobacco
Balance of 01105-18399	Food, feed, beverages and tobacco, n.e.s.
<u>Crude materials, inedible</u>	
23102-23179	Logs
23624-23690	Pulpwood
25A110-25A690	Metallic ores, concentrates, scrap metals and by-products
26105-26180	Coal
27510-27540	Sand and gravel
27610-27699	Stone, crude
27110-27499; 27810-27999	Crude non-metallic minerals (except coal and petroleum), n.e.s.
Balance of 20110-29199	Crude materials, inedible, n.e.s.
<u>Fabricated materials, inedible</u>	
33102-33499	Lumber and timber; and flooring, railway ties and other sawmill products
33503-33999	Wood fabricated materials, n.e.s.
35109-35999	Paper and paperboard
39105-39999	Oils, fats, waxes, extracts and derivatives, animal and vegetable
40003-41399	Inorganic and organic chemicals
41509-42999	Chemicals and related products, n.e.s.
43109-43149	Gasoline
43209-43299	Fuel oil
43905-43909	Asphalts and road oils
43305-43649; 43920-43999	Petroleum and coal products, n.e.s.
44105-44955; 46103-46999	Iron and steel and alloys; and metal fabricated basic products
47204	Building brick, clay
47504-47599	Cement; and cement and concrete basic products, n.e.s.
47104-47149; 47208-47499; 47604-47999	Non-metallic mineral basic products, n.e.s.
Balance of 30110-49708	Fabricated materials, inedible, n.e.s.
<u>End products, inedible</u>	
50102-55190	Machinery
58104-58142	Passenger automobiles and chassis
58804-58895	Motor vehicle engines, accessories, parts and assemblies
Balance of 50102-96900	End products, inedible, n.e.s.

(none)

General freight



APPENDIX B

List of Commodities Transported by Private Intercity Trucks

Standard commodity class number	Commodity
	<u>Live animals</u>
00110-00999	Live animals
	<u>Food, feed, beverages and tobacco</u>
01105-01799	Meat and meat preparations
05102-05500	Dairy produce, eggs and honey
06111-06199	Cereals, unmilled
06205-06999	Grain, flour, meal and cereal preparations, n.e.s.
07103-07899	Fruits and fruit preparations
09105-09790	Vegetables and vegetable preparations
15110-15999	Fodder and feed, except unmilled cereals
17150-17199	Non-alcoholic beverages
17220	Ale, beer, stout and porter
Balance of 01105-18399	Food, feed, beverages and tobacco, n.e.s.
	<u>Crude materials, inedible</u>
23102-23179	Logs
23329-23499	Bolts and round timber
23624-23690	Pulpwood
23919	Fuelwood
23909; 23950-23999	Crude wood materials, n.e.s.
26105-26180	Coal
26210-26349	Crude mineral oils, natural gas and other crude bituminous substances
27510-27540	Sand and gravel
27610-27699	Stone, crude
27110-27499; 27810-27999	Crude non-metallic minerals (except coal and petroleum), n.e.s.
Balance of 20110-29199	Crude materials, inedible, n.e.s.
	<u>Fabricated materials, inedible</u>
33102-33499	Lumber and timber; and flooring, railway ties and other sawmill products
33503-33999	Wood fabricated materials, n.e.s.
35109-35999	Paper and paperboard
40003-41399	Inorganic and organic chemicals
41509-42999	Chemicals and related products, n.e.s.
43109-43149	Gasoline
43209-43299	Fuel oil
43905-43909	Asphalts and road oils
43305-43649; 43920-43999	Petroleum and coal products, n.e.s.
44105-44955; 46103-46999	Iron and steel and alloys; and metal fabricated basic products
47504-47599	Cement; and cement and concrete basic products, n.e.s.
47104-47149; 47208-47499; 47604-47999	Non-metallic mineral basic products, n.e.s.
Balance of 30110-49708	Fabricated materials, inedible, n.e.s.
	<u>End products, inedible</u>
50102-55190	Machinery
Balance of 50102-96900	End products, inedible, n.e.s.
(none)	<u>General freight</u>