

CATALOGUE No.

53-217

ANNUAL



CANADA

DOMINION BUREAU  
OF STATISTICS

JUN 1 1961

PROPERTY OF THE  
LIBRARY

# THE MOTOR VEHICLE

## 1960

### PART I

# RATES AND REGULATIONS

DOMINION BUREAU OF STATISTICS

Public Finance and Transportation Division

Transportation Section



DOMINION BUREAU OF STATISTICS  
Public Finance and Transportation Division  
Transportation Section

THE MOTOR VEHICLE  
1960  
PART I  
RATES AND REGULATIONS

*Published by Authority of*  
The Honourable George Hees, Minister of Trade and Commerce

May, 1961  
8504-520

Price 75 cents

Reports Published by the  
Public Finance and Transportation Division  
dealing with

**ROAD TRANSPORT**

Catalogue number	Title and Description	Price per copy
53-202	<b>International Toll Bridges, Tunnels and Ferries—annual</b> (approx. 12 pp.) Investment, revenues, expenses, traffic, employees, salaries and wages and accidents with list of facilities.....	.50
53-205	<b>Motor Carriers—Freight (Common and Contract)—annual</b> (approx. 43 pp.) Number of companies, investment, operating revenues and expenses, employees, salaries and wages, equipment and accidents, by provinces, by revenue groups and by type of operation .....	.75
53-206	<b>Motor Vehicle Traffic Accidents—annual</b> (approx. 71 pp.) Number of accidents, persons killed and injured, property damage, time, place, road conditions, etc., by provinces.....	.75
53-001	<b>Motor Vehicle Traffic Accidents—quarterly</b> (approx. 31 pp.) Number of accidents, persons killed and injured, property damage, time, place, road conditions, etc., by provinces. (A condensed monthly report of motor vehicle traffic accidents is published as a release in the Dominion Bureau of Statistics Daily Bulletin) ..... (\$2 a year)	.50
53-215	<b>Passenger Bus Statistics—annual</b> (approx. 14 pp.) Number of companies, investment, operating revenues and expenses, employees, salaries and wages, equipment, traffic and accidents, by provinces .....	.50
53-002	<b>Passenger Bus Statistics—Intercity and Rural—Bil. monthly</b> (approx. 4 pp.) Number of companies, passengers carried, vehicle miles run, fuel consumed, revenue by provinces .....	.10 (\$1 a year)
53-201	<b>Road and Street Mileage and Expenditure—annual</b> (approx. 15 pp.) Road and street mileages, construction, maintenance and administration expenditures on highways, bridges, ferries and urban streets, by provinces .....	.50
53-217	<b>The Motor Vehicle: Part I—Rates and Regulations—annual</b> (approx. 40 pp.) Size, weight and safety regulations, reciprocal highway agreements, fees, taxes and motor carrier regulations, and gasoline tax rate review, by provinces .....	.75
53-218	<b>The Motor Vehicle: Part II—Motive Fuel Sales—annual</b> (approx. 10 pp.) Gross and net sales of gasoline and net sales of diesel oil .....	.50
53-219	<b>The Motor Vehicle: Part III—Registrations—annual</b> (approx. 14 pp.) Registrations by type of vehicle, by provinces and municipalities.....	.50
53-220	<b>The Motor Vehicle: Part IV—Revenues—annual</b> (approx. 11 pp.) Provincial government revenues from registrations and gasoline taxes; and unsatisfied judgment fund data, by provinces .....	.50
53-216	<b>Urban Transit—annual</b> (approx. 20 pp.) Investment, revenues, expenses, passengers carried, vehicle miles run, fuel consumed, by electric car, trolley coach and motor bus; equipment, accidents, employees, salaries and wages .....	.50
53-003	<b>Urban Transit—Bil. monthly</b> (approx. 4 pp.) Number of companies, passengers carried, vehicle miles run, fuel consumed, and revenue by electric car, trolley coach and motor bus, by provinces .....	.10 (\$1 a year)
53-004	<b>Motor Transport Traffic: National Estimates—quarterly</b> (approx. 12 pp.) Mileage, ton miles, weight of goods carried and revenues by commodity for for-hire and private intercity carriers .....	.50 (\$2 a year)

**Motor Transport Traffic**

Each of the following series of eight annual reports provides statistics on mileage, fuel consumption, truck capacity, goods carried, ton miles, revenues and number of trucks by type of operation and gross vehicle weight groups.

53-207	<b>Motor Transport Traffic: National Estimates</b> (approx. 30 pp.) .....	.75
53-208	<b>Motor Transport Traffic: Atlantic Provinces</b> (approx. 18 pp.) .....	.50
53-209	<b>Motor Transport Traffic: Quebec</b> (approx. 12 pp.) .....	.50
53-209F	<b>Transports Routiers de Marchandises: Québec</b> (approx. 12 pp.) .....	.50
53-210	<b>Motor Transport Traffic: Ontario</b> (approx. 13 pp.) .....	.50
53-211	<b>Motor Transport Traffic: Manitoba</b> (approx. 13 pp.) .....	.50
53-212	<b>Motor Transport Traffic: Saskatchewan</b> (approx. 13 pp.) .....	.50
53-213	<b>Motor Transport Traffic: Alberta</b> (approx. 14 pp.) .....	.50
53-214	<b>Motor Transport Traffic: British Columbia</b> (approx. 13 pp.) .....	.50

Subscription orders should be sent to the Information Services Division, Dominion Bureau of Statistics, Ottawa, Canada, with enclosed remittances made payable to the Receiver General of Canada.

## TABLE OF CONTENTS

	Page
Introduction .....	5
Table 1. Size and Weight Regulations at December 31, 1960 .....	6
2. Safety Regulations at December 31, 1960 .....	10
3. Reciprocal Highway Agreements for Trucking Licence Fees at December 31, 1960 .....	16
4. Provincial Truck Regulations at December 31, 1960 .....	18
5. Provincial Bus Regulations at December 31, 1960 .....	20
6. Taxes on Gasoline and Other Motive Fuels .....	22
7. Passenger Cars — Annual Licence Fees .....	27
8. Trucks — Annual Commercial Licence Fees .....	28
9. Trucks — Annual Carrier (For-hire) Licence Fees .....	30
10. Buses — Annual Licence Fees .....	32
11. Buses — Annual Carrier (For-hire) Licence Fees and Taxes .....	34
12. Fees and Taxes for Selected Motor Vehicles — Private Passenger Cars and Public Intercity Buses .....	36
13. Fees and Taxes for Selected Motor Vehicles — For-hire Intercity Trucks and Tractor Trailer Combinations .....	38
14. Drivers' Licence and Unsatisfied Judgment Fund Fees .....	40
Appendix "A" Explanation of Licence Symbols .....	41

Page 10 of 10

Page 10 of 10

Page 10 of 10

Page 10 of 10

Page 10 of 10

Page 10 of 10

Page 10 of 10

Page 10 of 10

Page 10 of 10

Page 10 of 10

Page 10 of 10



## INTRODUCTION

As of 1960, the information formerly contained in the annual publications "The Motor Vehicle" - Catalogue No. 53-203 and the "Motor Vehicle - Preliminary Report of Registrations and Size, Weight and Safety Regulations" - Catalogue No. 53-204 has been consolidated into one annual report to be called "The Motor Vehicle" - This new report is to be produced in four separate parts as follows:

Part I - "Rates and Regulations".....	53-217
Part II - "Motive Fuel Sales".....	53-218
Part III - "Registrations".....	53-219
Part IV - "Revenues".....	53-220

Part I - "Rates and Regulations" contains all information available regarding commercial motor vehicle regulations; tax and licence fee rates, reci-

procal highway agreements; size, weight and safety regulations and an historical gasoline tax review by provinces.

Part II - "Motive Fuel Sales" contains gross and net sales of gasoline and net sales of diesel oil, by provinces.

Part III - "Registrations" includes provincial registrations of the main classes of motor vehicles; an historical table of total registrations and registrations, by municipality.

Part IV - "Revenues" shows provincial government revenues from the main classes of motor vehicles and from motive fuel taxes and unsatisfied judgment fund data.

### Rates and Regulations

Two provinces, Newfoundland and Quebec, raised the maximum permitted gross vehicle weights for various truck and road tractor combinations in 1960. The maximum gross vehicle weight for any combination (truck or tractor) normally permitted rose to 30,000 lbs. in Newfoundland and 70,000 lbs. in Quebec.













Reciprocal highway agreements for trucking licence fees changed very little from the previous year with Manitoba and Alberta concluding agreements for full free reciprocity with a few more of the States of the U.S.A.

Newfoundland and the Northwest Territories were the only areas to raise the tax rates on both gasoline and diesel oil in 1960. With a rate of 19 cents per gallon Newfoundland had the highest tax rate while the Northwest Territories, even with the increase, has the lowest rate in Canada of 1½ cents per gallon. In Alberta the tax rate on diesel oil only was raised from 10 cents to 12 cents per gallon.

When using the tables showing provincial licence fees it should be noted that as weight groupings vary from province to province, the weight groupings shown in the tables are, therefore, not necessarily indicative of the groupings adopted by the provinces for regulatory purposes. Weights (and other measures of size) were chosen to form a basis of comparison between the fees levied by the various provinces for the specific weight shown. Fees shown do not necessarily extend over a whole weight group.

While the fees shown are the maximum annual fees, in almost all provinces reductions in fees are available where licences are applied for some minimum period after the start of a new licence year. It should also be noted that the tractor trailer combination examples in Table 13 are based on hypothetical link-up patterns and are not intended to be typical nor to show the maximum gross vehicle weight of a trailer which a tractor of a certain gross vehicle weight can pull.

TABLE 1. Size and Weight Regulations for Motor Vehicles in Effect December 31, 1960

No.			Newfound- land	Prince Edward Island	Nova Scotia
<b>Size limits</b>					
1	Overall length—Bus .....	ft.	N.S.	33	36
2	“ “ —Truck .....	“	N.S.	33	36
3	“ “ —Semi-Trailer .....	“	N.S.	33	36
4	“ “ —Trailer .....	“	N.S.	33	36
5	“ “ —Combinations .....	“	N.S.	85	65—or more by special permit
6	Maximum width .....	in.	96	96	96
7	Maximum height .....	“	150	174	156
8	Trailing units permitted .....	No.	1	Limited only by length of train	1
9	Tandem axle spacing—Minimum .....	in.	N.S.	N.S.	48
<b>Practical gross weight limits</b>					
<b>Trucks and combinations:</b>					
10	2-axle truck .....	lb.		24,000	24,000 <sup>a</sup>
11	3-axle truck .....	“		30,000 (36,000 under special permit)	36,000 (tandem axle 30,000 lbs.)
12	2-axle truck and one 2-axle full trailer .....	“		N.S.	54,000 <sup>b</sup> 48,000 <sup>c</sup>
13	2-axle truck and two 2-axle full trailers .....	“		N.P.	N.P.
14	2-axle truck and one 3-axle full trailer .....	“		N.S.	54,000 <sup>b</sup> 48,000 <sup>c</sup>
15	2-axle truck and two 3-axle full trailers .....	“		N.P.	N.P.
16	2-axle truck, 3-axle full trailer and 2-axle full trailer .....	“		N.P.	N.P.
17	3-axle truck and 2-axle full trailer .....	“		N.S.	54,000 <sup>b</sup> 48,000 <sup>c</sup>
18	3-axle truck and two 2-axle full trailers .....	“		N.P.	N.P.
19	3-axle truck and 3-axle full trailer .....	“		N.S.	54,000 <sup>b</sup> 48,000 <sup>c</sup>
20	3-axle truck and two 3-axle full trailers .....	“		N.P.	N.P.
21	3-axle truck, 3-axle full trailer and 2-axle full trailer .....	“		N.P.	N.P.














For footnotes see pages 8 and 9.



TABLE 1. Size and Weight Regulations for Motor Vehicles in Effect December 31, 1960

New Brunswick	Quebec	Ontario	Manitoba	Saskatchewan	Alberta	British Columbia	No.
35	40	35	40	35	35 ft. wheel base	35	1
35	35	33	40	35		35	2
35	35	Combination not to exceed 50 ft.	60	60—tractor and semi-trailer		35	3
35	35	33	N.S.	35		35 (40 on certain highways)	4
60 <sup>1</sup>	50	50	60	60	60	50 (60 on certain highways)	5
96	96	96	96	96	96	96—Loads of hay etc. up to 120 in.	6
150	150	162	162	162	162—Where bridges and underpasses permit	150 (162 on certain highways)	7
1	1	Combination not to exceed 50 ft.	1	N.S.	1 <sup>2</sup>	1 (2 on certain highways)	8
N.S.	N.S.	N.S.	40	N.S.	42	N.S.	9
24,000 <sup>1</sup> 22,000 <sup>6</sup>	28,000 <sup>5</sup>	28,000	Weight based on axle loading only	26,000	24,000, 27,000 (Determined by design of vehicle)	26,000	10
36,000 <sup>3</sup> 32,000 <sup>6</sup>	40,000 <sup>5</sup> (32,000 with donkey type 3rd axle)	40,000		40,000	38,000, 41,000 (Determined by design of vehicle)	40,000	11
54,000 <sup>3</sup> 48,000 <sup>6</sup> 60,000 <sup>7</sup>	60,000 <sup>6</sup>	56,000		54,000 58,000 <sup>8</sup>	56,000	61,600 (67,800 on specified highways)	12
N.P.	N.P.	84,000		54,000 64,000 <sup>6</sup>	N.P.	73,300 (76,000 on specified highways)	13
60,000 <sup>3</sup> 54,000 <sup>6</sup> 70,000 <sup>7</sup>	70,000 <sup>6</sup>	68,000		54,000 64,000 <sup>6</sup>	62,000 (72,000 on specified highways)	61,600 (67,800 on specified highways)	14
N.P.	N.P.	108,000		54,000 64,000 <sup>6</sup>	N.P.	73,300 (76,000 on specified highways)	15
N.P.	N.P.	96,000		54,000 64,000 <sup>6</sup>	N.P.	73,300 (76,000 on specified highways)	16
60,000 <sup>3</sup> 54,000 <sup>6</sup> 70,000 <sup>7</sup>	70,000 <sup>3</sup>	68,000		54,000 64,000 <sup>6</sup>	62,000 (72,000 on specified highways)	61,600 (67,800 on specified highways)	17
N.P.	N.P.	96,000		54,000 64,000 <sup>6</sup>	N.P.	73,300 (76,000 on specified highways)	18
60,000 <sup>3</sup> 54,000 <sup>6</sup> 70,000 <sup>7</sup>	70,000 <sup>3</sup>	80,000		54,000 64,000 <sup>6</sup>	62,000 (72,000 on specified highways)	64,800 (69,500 on specified highways)	19
N.P.	N.P.	120,000	N.P.	54,000 64,000 <sup>6</sup>	N.P.	73,300 (76,000 on specified highways)	20
N.P.	N.P.	108,000	N.P.	54,000 64,000 <sup>6</sup>	N.P.	73,300 (76,000 on specified highways)	21

TABLE 1. Size and Weight Regulations for Motor Vehicles in Effect December 31, 1960 — Concluded

No.			Newfound- land	Prince Edward Island	Nova Scotia
<b>Practical gross weight limits — Concluded</b>					
<b>Tractors and combinations:</b>					
22	2-axle tractor and 1-axle semi-trailer ..... lb.		42,000 (under special permit)	44,000 <sup>3</sup> 40,000 <sup>6</sup>	42,000
23	2-axle tractor, 1-axle semi-trailer and 2-axle full trailer .... "		N.P.	N.P.	N.P.
24	2-axle tractor, 1-axle semi-trailer and 3-axle full trailer .... "		N.P.	N.P.	N.P.
25	2-axle tractor and 2-axle semi-trailer ..... "		48,000 (under special permit)	54,000 <sup>3</sup> 48,000 <sup>6</sup>	54,000 <sup>10</sup>
26	2-axle tractor, 2-axle semi-trailer and 2-axle full trailer .... "		N.P.	N.P.	N.P.
27	2-axle tractor, 2-axle semi-trailer and 3-axle full trailer .... "		N.P.	N.P.	N.P.
28	3-axle tractor and 1-axle semi-trailer ..... "		48,000 (under special permit)	54,000 <sup>3</sup> 48,000 <sup>6</sup>	54,000 <sup>10</sup>
29	3-axle tractor, 1-axle semi-trailer and 2-axle full trailer .... "		N.P.	N.P.	N.P.
30	3-axle tractor, 1-axle semi-trailer and 3-axle full trailer .... "		N.P.	N.P.	N.P.
31	3-axle tractor and 2-axle semi-trailer ..... "		48,000 (under special permit)	54,000 <sup>3</sup> 48,000 <sup>6</sup>	70,000 <sup>11</sup>
32	3-axle tractor, 2-axle semi-trailer and 2-axle full trailer .... "		N.P.	N.P.	N.P.
33	3-axle tractor, 2-axle semi-trailer and 3-axle full trailer .... "		N.P.	N.P.	N.P.
34	3-axle tractor, 2-axle semi-trailer and 4-axle full trailer .... "		N.P.	N.P.	N.P.
35	Maximum gross weight, any combination (truck or tractor) .. "		30,000 48,000 under special permit)	54,000 <sup>3</sup> 48,000 <sup>6</sup>	70,000 <sup>11</sup>
<b>Legal gross weight limits</b>					
36	Load per inch of tire width ..... "		500	500-600	500-600
37	Maximum axle load-single ..... "		18,000	18,000	18,000
38	Maximum tandem (4 feet apart) axle load-combined ..... "		30,000	30,000	30,000 <sup>13</sup>

<sup>1</sup> Back of rear vehicle must bear sign showing length of combination, otherwise length permitted is 50 ft.<sup>2</sup> Double bottom trailers permitted following combination not exceeding 60 ft. providing total overall length and braking requirements are fully met.<sup>3</sup> Tires 8.25 inches or more wide.<sup>4</sup> Axle limit 18,000 lbs.<sup>5</sup> Maximum weight per sq. inch of pneumatic tire shall not exceed 500 lbs. for tires less than 6 inches wide and shall not exceed 600 lbs. for tires 6 inches wide or more. Width to be stamped by manufacturer. The maximum weight to be reduced by 25% on vehicles wholly or partly equipped with non-pneumatic tires.<sup>6</sup> Tires less than 8.25 inches wide.<sup>7</sup> Tires 10.00 inches or more wide.<sup>8</sup> Applies to Trans-Canada Highway all year and to all other provincial roads from December 1 to March 1.

TABLE 1. Size and Weight Regulations for Motor Vehicles in Effect December 31, 1960 — Concluded

New Brunswick	Quebec	Ontario	Manitoba	Saskatchewan	Alberta	British Columbia	No.
44,000 <sup>3</sup> 40,000 <sup>4</sup>	46,000 <sup>5</sup>	46,000	18,000 (axle)	44,000	42,000 or 45,000 depending on design of front axle	44,000	22
N.P.	N.P.	74,000	N.P.	54,000 64,000 <sup>6</sup>	62,000 (72,000 on specified highways)	73,300 (76,000 on specified highways)	23
N.P.	N.P.	86,000	N.P.	54,000 64,000 <sup>6</sup>	N.P.	73,300 (76,000 on specified highways)	24
54,000 <sup>3</sup> 48,000 <sup>4</sup> 60,000 <sup>7</sup>	80,000 <sup>5</sup>	58,000	18,000 (axle) 32,000 (tandem)	54,000 58,000 <sup>6</sup>	56,000 (on specified highways)	56,000 (62,900 on specified highways)	25
N.P.	N.P.	86,000	N.P.	54,000 64,000 <sup>6</sup>	62,000 (72,000 on specified highways)	73,300 (76,000 on specified highways)	26
N.P.	N.P.	98,000	N.P.	54,000 64,000 <sup>6</sup>	N.P.	73,300 (76,000 on specified highways)	27
54,000 <sup>3</sup> 48,000 <sup>4</sup> 60,000 <sup>7</sup>	80,000 <sup>5</sup>	58,000	18,000 (axle) 32,000 (tandem)	54,000 58,000 <sup>6</sup>	56,000 (on specified highways)	56,000 (62,900 on specified highways)	28
N.P.	N.P.	86,000	N.P.	54,000 64,000 <sup>6</sup>	62,000 (72,000 on specified highways)	73,300 (76,000 on specified highways)	29
N.P.	N.P.	98,000	N.P.	54,000 64,000 <sup>6</sup>	N.P.	73,300 (76,000 on specified highways)	30
60,000 <sup>3</sup> 54,000 <sup>4</sup> 70,000 <sup>7</sup>	70,000 <sup>5</sup>	70,000	32,000 (tandem)	54,000 64,000 <sup>6</sup>	62,000 (70,000 on specified highways)	60,700 (67,200 on specified highways)	31
N.P.	N.P.	96,000	N.P.	54,000 64,000 <sup>6</sup>	62,000 (72,000 on specified highways)	73,300 (76,000 on specified highways)	32
N.P.	N.P.	110,000	N.P.	54,000 64,000 <sup>6</sup>	N.P.	73,300 (76,000 on specified highways)	33
N.P.	N.P.	110,000	N.P.	54,000 64,000 <sup>6</sup>	N.P.	73,300 (76,000 on specified highways)	34
60,000 <sup>3</sup> 54,000 <sup>4</sup> 70,000 <sup>7</sup>	70,000 <sup>5</sup>	120,000	44,000 <sup>8</sup> (72,000)	54,000 64,000 <sup>6</sup>	62,000 (72,000 on specified highways)	73,300 (78,000 on specified highways)	35
500-600	500-600	600	500	500	Tire table used	600	36
18,000	18,000	18,000	18,000	18,000 <sup>11</sup>	18,000	18,000	37
30,000	28,000	32,000 <sup>14</sup>	32,000	32,000	32,000	32,000	38

<sup>3</sup> Class A highway. Certain highways have been designated as capable of carrying heavier loads as shown in brackets.

<sup>10</sup> Single axle 18,000 lbs., tandem axle 30,000 lbs.

<sup>11</sup> Tandem axle 30,000 lbs.

<sup>12</sup> Spaced more than eight feet from any other axle of the same vehicle.

<sup>13</sup> One of tandem must not exceed 18,000 lbs.

<sup>14</sup> Gross weight for tandem axle semi-trailer limited to 30,000 lbs.

N.P. — Not permitted, N.S. — Not specified.

Note: Reference should be made to the provincial authorities concerned for more detailed information.

TABLE 2. Safety Regulations for Motor Vehicles in Effect December 31, 1960

No.		Newfoundland	Prince Edward Island	Nova Scotia	New Brunswick
<b>Driving lamps, tail lamps, etc.</b>					
1	Head lamps: Number and colour .....	2-colour N.S.	2-white	At least 2-colour N.S.	At least 2-white
2	Distance object to be discernible - High beam	200 ft.	500 ft.	200 ft.	350 ft.
3	- Low beam	N.S.	75 ft.	75 ft.	100 ft.
4	Maximum brightness .....	N.S.	N.S.	Must not be glaring or dazzling	Not exceeding 300 candle power
5	Auxiliary driving lamps: Number and colour .....	N.S.	2 P-white or yellow	2 P-colour N.S.	1 P-white
6	When permissible to use .....	N.S.	If visibility 75 ft. ahead	If visibility 75 ft. ahead	Anytime
7	Auxiliary passing lamps: Number and colour .....	N.S.	N.R.	N.R.	1 P-white
8	When permissible to use .....	N.S.	N.S.	N.S.	1 in addition to headlamps at one time
9	Spot lamps: Number and colour .....	P-colour N.S.	2 P-colour N.S.	2 P-colour N.S.	1 P-white
10	When permissible to use .....	Except when vehicle in motion	N.S.	4	With driving lights <sup>5</sup>
11	Fog lamps: Number and colour .....	P-colour N.S.	2 P-colour N.S.	2 P-colour N.S.	2 P-colour N.S.
12	When permissible to use .....	N.S.	N.S.	If visibility 75 ft. ahead	When all other driving lights extinguished
13	Side, cowl or fender lamps: Number and colour .....	N.S.	2 P-green or amber	N.S.	2 P-amber or white light without glare
14	When permissible to use .....	N.S.	N.S.	N.S.	Anytime
15	Tail lamps: Number and colour .....	1 or more - colour N.S.	1-red	1-red	1-red <sup>6</sup>
16	Visibility distance .....	50 ft.	500 ft.	500 ft.	500 ft.
17	Stop lamps: Number and colour .....	N.S.	1 P-red	P-red	1-red
18	Visibility distance .....	N.S.	500 ft.	100 ft.	100 ft.
19	Back up lamps: Number and colour .....	N.S.	1 or more - colour N.S.	N.R.	2 P-except when vehicle in forward motion - colour N.S.
20	When permissible to use .....	Backing up only	Backing up only	N.S.	Backing up only
21	Number of driving lamps lighted at one time .....	2	2	Headlights and 1 spotlight	Headlights and 1 auxiliary light
<b>Other lamps</b>					
22	Clearance lamps - front: Number and colour .....	1-green <sup>7</sup>	4-green or amber	1-white or yellow <sup>8</sup>	2-amber, 1 each side
23	Visibility distance .....	N.S.	500 ft.	500 ft.	500 ft.
24	Clearance lamps - rear: Number and colour .....	1-red <sup>7</sup>	2-red or amber	1-red <sup>8</sup>	2-red, 1 each side
25	Visibility distance .....	N.S.	500 ft.	500 ft.	500 ft.
26	Side marker lamps: Number, colour and location .....	N.S.	N.R.	At least 2-white <sup>11</sup>	2 red reflectors on each side
27	Visibility distance .....	N.S.	N.S.	50 ft.	500 ft.
28	Identification lamps: Number, colour and location .....	1-green - special identification R on buses and traction engines	N.S.	N.R.	Front - 3 P-amber Rear - 3 P-red
29	Visibility distance .....	N.S.	N.S.	N.S.	500 ft.
30	Running board courtesy lamps: Number, colour and location .....	N.S.	N.S.	N.R.	1 P - each side - white or amber light without glare

For footnotes see pages 14 and 15.



TABLE 2. Safety Regulations for Motor Vehicles in Effect December 31, 1960

Quebec	Ontario	Manitoba	Saskatchewan	Alberta	British Columbia	No.
2 single or double — white	2 — white, green or amber	At least 2 and not more than 4 — white	At least 2 — same number on each side — white	At least 2 — colour N.S.	2 or 4 — white	1
500 ft.	300 ft.	N.S. — (light visible 500 ft.)	300 ft.	350 ft.	350 ft.	2
N.S.	N.S.	N.S. — (light visible 500 ft.)	N.S.	100 ft.	100 ft.	3
N.S.	Not exceeding 300 candle power	Not exceeding 400 candle power	N.S.	N.S.	N.S.	4
N.S.	N.S.	N.P.	N.S.	3 P — colour N.S.	1 P — white	5
N.S.	1	N.P.	N.S.	2	Except if auxiliary passing lights in use	6
N.S.	N.S.	1 "ditch lamp" P <sup>3</sup> — colour N.S.	N.S.	N.S.	1 P — white	7
N.S.	1	N.S.	N.S.	N.S.	Except if auxiliary driving lights in use	8
N.S.	1 front P <sup>4</sup> — colour N.S.	N.S.	1 P — colour N.S.	P with restrictions	1 P — white	9
N.S.	1	May be used by police, ambulance, repair or fire or by written permit	Extinguish 500 ft. from oncoming vehicle	3	No limitation if properly mounted	10
N.S.	N.S.	N.R.	N.S.	3 P — colour N.S.	2 P — amber	11
N.S.	1	N.S.	[ N.S. Headlights and tail-lights to be used in fog ]	2	Anytime — may be used in fog with headlights off	12
N.S.	N.S.	2 P — white — not over 4 candle power	N.S.	N.R.	2 P — white or amber	13
N.S.	1	When parking	N.S.	N.S.	N.S.	14
2 — red <sup>6</sup>	1 — red	Not more than 4 — red <sup>6</sup>	1 — red <sup>6</sup>	1 — red	1 — red <sup>6</sup>	15
At least 500 ft.	500 ft.	500 ft.	200 ft.	500 ft.	500 ft.	16
N.S.	P — red or yellow	P — red	1 P — red	1 — red	2 on all vehicles manufactured after Dec. 31, 1958 except truck tractors — 1 — red or amber	17
N.S.	N.S.	100 ft.	N.S.	100 ft.	500 ft.	18
2 — white	N.S.	P — white	P — white	N.R.	2 P — white	19
Backing up only	N.S.	N.S.	N.S.	N.S.	Backing up only	20
2 — single or double	4 P	2 P	At least 2	2, plus 2 auxiliary lamps	3 only	21
2 — amber <sup>9</sup>	1 — green or amber <sup>10,11</sup>	2 — green or amber <sup>9</sup>	2 — amber, top <sup>9,12</sup>	2 — amber, 1 each side <sup>9</sup>	2 — amber, 1 each side except passenger cars <sup>9</sup>	22
500 ft.	500 ft.	500 ft.	200 ft.	500 ft.	500 ft.	23
2 — red <sup>9</sup>	1 — red <sup>10,11</sup>	2 — red <sup>9</sup>	2 — red, top <sup>9</sup> red lamp or reflector on trailers	2 — red, 1 each side <sup>9</sup>	2 — red, 1 each side except passenger cars <sup>9</sup>	24
500 ft.	500 ft.	500 ft.	200 ft.	500 ft.	500 ft.	25
2 red reflectors, 1 of each within 6 in. of extreme left and right sides <sup>9,13</sup>	Front — 2 — green or amber <sup>14</sup> Rear — 2 — red <sup>14</sup>	N.R.	N.S.	N.R.	N.S.	26
500 ft.	500 ft.	N.S.	N.S.	N.S.	N.S.	27
Front — 3 — amber, top <sup>9</sup> Rear — 3 — red, top <sup>9</sup>	Front — 3 — green or amber, top <sup>14</sup> (public vehicle buses — 3 amber) Rear — 3 — red, top <sup>14</sup>	N.R.	N.S.	N.R.	Front — 3 — amber Rear — 3 — red on commercial vehicles over 80 ins. wide	28
500 ft.	500 ft.	N.S.	N.S.	N.S.	N.S.	29
N.S.	P — colour and location N.S.	N.R.	N.S.	N.R.	N.S.	30

TABLE 2. Safety Regulations for Motor Vehicles in Effect December 31, 1960 - Continued

No.		Newfoundland	Prince Edward Island	Nova Scotia	New Brunswick
<b>Warning devices for disabled vehicles</b>					
31	Red flags: Number .....	N.S.	N.S.	N.S.	2
32	Location of flags from vehicle .....	N.S.	N.S.	N.S.	100 ft. in front 100 ft. behind
33	Flares, reflectors etc.: Number and type .....	N.S.	2 <sup>16</sup>	At least 2 flares for vehicles over 7,000 lbs. gross wt.	3 flares or reflectors
34	Location of flares etc. from vehicle .....	N.S.	N.S.	Front and rear—distance N.S.	1—100 ft. in front 1—100 ft. behind 1—on traffic side—10 ft. at front or rear
<b>Other</b>					
35	Reflectors on vehicles—front: Number, size and reflecting colour .....	N.S.	N.S.	May be substituted for side marker or clearance lamps	N.R.
36	Location .....	N.S.	N.S.		N.S.
37	Reflectors on vehicles—rear: Number, size and reflecting colour .....	N.S.	1 P—colour & size N.S.		2—red—trucks and trailers—size N.S.
38	Location .....	N.S.	N.S.		1 on each side
39	Directional signalling devices: Mechanical—specifications .....	N.S.	P—must be of approved type	Front—white or amber Rear—red R where band signal obscured	P
40	Electrical—specifications .....	N.S.	P—must be of approved type		P
41	Windshield wipers .....	1	1	R	1
42	Defrosters .....	R	N.S.	R	Device R for cleaning rain, snow or moisture from windshield
43	Fire extinguishers .....	R on public service vehicles	N.S.	R on buses only	2 when carrying explosives
44	Mud guards (fenders, flaps, covers, etc.) ...	R	R	R	R <sup>9</sup>
45	Light or cloth on projecting load .....	At end of load	R	R on projections 4 ft. long: Day—red flag Night—red or amber light	R on projections 4 ft. long: Day—flag 12 in. X 12 in. Night—red light visible 500 ft.
46	Safety glass .....	R on public service vehicles	N.S.	R on buses only	R on all new vehicles after January 1, 1956
47	Muffler .....	R	R	R	R
48	Horn .....	R	R	R	R
49	Rear view mirrors .....	1	1	R	1
50	Brakes—types .....	S. & E.	S. & E.	N.S.	S. & E.
51	Stopping distance (normal conditions) (speed 20 M.P.H.) .....	4 wheel brakes—30 ft. 2 wheel brakes—40 ft.	22 ft.	4 wheel brakes—30 ft. 2 wheel brakes—40 ft.	30 ft.
52	Trailers—stopping distance (normal con- ditions) (speed 20 M.P.H.) .....	4 wheel brakes—30 ft. 2 wheel brakes—40 ft.	N.S.	4 wheel brakes—30 ft. 2 wheel brakes—40 ft.	30 ft.

For footnotes see pages 14 and 15.



TABLE 2. Safety Regulations for Motor Vehicles in Effect December 31, 1960 - Continued

Quebec	Ontario	Manitoba	Saskatchewan	Alberta	British Columbia	No.
N.S.	N.S.	N.S.	N.S.	2	2 only, 12 in. X 12 in. <sup>17</sup>	31
N.S.	N.S.	N.S.	N.S.	100 ft. in front 100 ft. behind	100 ft. in front 100 ft. behind	32
R-number not specified	2 of approved type <sup>19</sup>	2 <sup>18</sup>	2—visible up to 500 ft. R on P.S.V. and commercial vehicles	2—oil reflector or electrical of approved type	2 flares, reflectors, fuses or red lanterns	33
N.S.	1—100 ft. in front 1—100 ft. behind	1—200 ft. in front 1—200 ft. behind	1—100 ft. in front 1—100 ft. behind	1—100 ft. in front 1—100 ft. behind	1—100 ft. in front 1—100 ft. behind	34
N.R.	N.S.	N.R.	N.R.	2—amber—3 inches diameter <sup>9</sup>	N.R.	35
N.S.	N.S.	N.S.	N.S.	<sup>20</sup>	N.S.	36
2—red <sup>8</sup> —size N.S.	1—red—size N.S. <sup>21</sup>	N.R.	1—red light or red reflector—size N.S.	2—red <sup>8</sup> —3 inches diameter	1—red, 2 on buses 4 inches diameter	37
1 of each within 6 in. of extreme left and right sides	Within 6 in. of left side on commercial vehicles and trailers	N.S.	N.S.	<sup>19</sup>	In unobstructed position	38
R <sup>22</sup>	[ 1 and clearly visible 100 ft. front and rear ]	N.R.	[ <sup>23</sup> To comply with S.A.E. standards ]	[ To comply with S.A.E. standard and be ap- proved for Alberta use <sup>24,25</sup> ]	[ To comply with S.A.E. standards and be approved for B.C. use <sup>24</sup> ]	39
R <sup>26</sup>		N.R.				40
R	1	1	N.S.	R	1—2 on passenger buses 2 on new school buses after July 1, 1955	41
N.S.	N.S.	Frost shields or defrosters R—between Dec. 1 and March 31	N.S.	R	R on buses only	42
R on buses only	1 of approved type on public commercial vehicles and public vehicles only	R on buses only	<sup>27</sup> And on vehicles hauling petroleum	Hauling non-exempt commodities and on buses, school buses and liveries <sup>27</sup>	R school buses—approved type and public passenger vehicles carrying over seven passengers	43
R <sup>28</sup>	R unless body of vehicle prevents splashing	R	N.S.	R	R unless body of vehicle prevents splashing	44
R	R on overhanging load 5 or more ft. to rear	Day—red flag R Night—red light or reflectors R, red flag R when carry- ing explosives	Day—red flag R Night—red light R	R on projections 5 ft. or more red flag—12 in. X 12 in.	R on projections over 4 ft. rear, 3 ft. front. Day—red flag 12 in. X 12 in. Night—red light—rear	45
R	R	R	Replacement must be shatterproof	R on school buses, windshields—lami- nated type—other win- dows—safety glass	R all windshields	46
R	R	R	R	R <sup>29</sup>	R	47
R	R	R	R	R	R	48
1	1	1	1	1 inside—1 outside when inside mirror view obstructed. 2 on all school buses	1 inside—2 outside, left and right when inside mirror view obstruc- ted <sup>30</sup>	49
S. & E.	S. & E.	S. & E.	S. & E.	N.S. but must be adequate	S. & E.	50
[ Brakes sufficient in strength to control vehicle when required ]	Service brakes—40 ft.	30 ft.	G.W. under 10,000 lbs. —30 ft. G.W. over 10,000 lbs. Single unit, 2 axle— 40 ft. Others, including all combinations—50 ft.	4 wheel brakes—30 ft. 2 wheel brakes—40 ft. Hand brakes—55 ft.	G.W. under 10,000 lbs. —30 ft. G.W. over 10,000 lbs. single unit—40 ft. Others, including com- binations—50 ft. G.W. passenger cars —25 ft.	51
	Service brakes—40 ft.	30 ft.—brakes R on all semi-trailers and on trailers over 12,000 lbs.		As above—brakes R on trailers with capacity 5,000 lbs. or over		52

TABLE 2. Safety Regulations for Motor Vehicles in Effect December 31, 1960 — Concluded

No.		Newfoundland	Prince Edward Island	Nova Scotia	New Brunswick
	<b>Other — Concluded</b>				
53	Non-transparent appendages .....	N.S.	N.S.	N.P.	N.P. if obstructing driver's view
54	Television receivers .....	N.S.	N.S.	P only when not visible to driver	N.P.
55	Certificate of mechanical efficiency .....	R	R for buses only	N.R.	N.R.
56	Hours of work for drivers of for-hire vehicles	N.S.	N.S.	Not exceeding 10 hours in any 24 for drivers of public passenger or freight vehicles	..
57	Emergency exits .....	R on buses only	R on buses only	R on public passenger vehicles with seating capacity of 8 or more	..
58	First aid kits .....	R on buses only	R on buses only	R on public passenger and freight vehicles	..
59	Exhaust heaters .....	N.S.	N.S.	N.P. on public passenger vehicles	..

<sup>1</sup> Not more than 4 lamps lighted at one time.<sup>2</sup> Not more than 2 in conjunction with headlamps. Must not be used in lieu of headlamps except in fog or rain.<sup>3</sup> Beam to be directed to extreme right—not more than 75 ft. ahead—lamp to be stationary.<sup>4</sup> Beam not to left of centre of road or more than 100 feet ahead when meeting another vehicle.<sup>5</sup> Upon approaching another vehicle no part of high intensity portion of beam directed to left of the prolongation of extreme left side of the vehicle nor more than 100 feet ahead.<sup>6</sup> One white light to illuminate licence plate.<sup>7</sup> On vehicles over 85 inches wide.<sup>8</sup> On left side of all vehicles over 80 inches wide.<sup>9</sup> On vehicles over 80 inches wide.<sup>10</sup> On commercial vehicles and trailers over 80 inches wide, and all new motor vehicles, except commercial vehicles, manufactured after January 1, 1961 over 80 inches wide.<sup>11</sup> Within 6 inches of left side.<sup>12</sup> Or in special cases 3 amber above driver's cab.<sup>13</sup> On both right and left sides of vehicles over 24 feet long.<sup>14</sup> On vehicles and combinations over 20 feet long.<sup>15</sup> Vehicles more than 20 feet long lateral lights, 1 amber each side front, 1 red each side rear.<sup>16</sup> On commercial vehicles and combinations of commercial vehicles and trailers over 80 inches wide or 30 feet long.<sup>17</sup> R to be carried by buses, taxis and trucks with capacity over ½ ton.

TABLE 2. Safety Regulations for Motor Vehicles in Effect December 31, 1960 — Concluded

Quebec	Ontario	Manitoba	Saskatchewan	Alberta	British Columbia	No.
N.S.	N.P.	N.S.	N.S.	N.P. if obstructing driver's view	N.P. if reduces light output	53
N.S.	N.P.	N.S.	N.S.	N.P.	N.S.	54
R <sup>21</sup>	R for used vehicles sold by a dealer	On public service vehicles when licensed each year	R on demand	R on school buses, renewable every 6 months	N.S.	55
Bus operators — not exceeding 10 hours in any 24 or 60 hours a week. Urban bus operators — 250 miles per 24 hour period. Truck operators — not exceeding 12 hours in any 24 or 72 hours a week.	..	Not exceeding 10 hours in any 24 for drivers of public passenger or freight vehicles	N.S.	Truck operators — not exceeding 10 hours a day and 50 hours a week. Must have 24 consecutive hours of rest following not more than 6 consecutive days of work. Applies to employees only.	N.S.	56
R on buses	1 - on public vehicles at or near rear on left side	R on buses only	At least 2 on public passenger vehicles	R on public passenger and school buses	R on buses only	57
N.S.	..	N.S.	R on school buses	R on public passenger and school buses	R on buses and taxis	58
N.S.	N.S.	N.P.	N.S.	N.P. on public passenger and school buses	N.P. on school buses	59

<sup>18</sup> Flares, lamps, lanterns or reflecting devices of approved type.

<sup>19</sup> On commercial vehicles operated outside city, town or village after dusk and before dawn.

<sup>20</sup> On extreme widths — not more than 80 inches or less than 24 inches above road surface.

<sup>21</sup> On commercial vehicles and trailers, and all new motor vehicles except commercial vehicles, manufactured after January 1, 1962.

<sup>22</sup> Mechanical signal with luminous devices 6 in. x 1½ in. visible 100 feet.

<sup>23</sup> R where load extends more than 24 inches left of centre of steering wheel. All new vehicles must have signalling device approved by Highway Traffic Board — R on public service vehicles used for transportation of passengers.

<sup>24</sup> R on vehicles having a width in excess of 24 inches to left of centre of steering wheel.

<sup>25</sup> R on new vehicles.

<sup>26</sup> Electrical signalling devices — luminous indicators in operation simultaneously visible 100 ft.

<sup>27</sup> Underwriters Laboratories approved type R on public service vehicles.

<sup>28</sup> Rubber or leather mud-flaps 14 inches from ground extending 2 inches each side of tires.

<sup>29</sup> School buses 24 passengers and over may use single pipe in lieu of muffler.

<sup>30</sup> School buses — 1 interior, 2 exterior, (1 right, 1 left). Passenger buses — 1 interior, 1 exterior, left.

<sup>31</sup> Authorized dealer must deliver at time of sale certificate indicating whether or not vehicle complies with requirements of the law.

R — Required. N.R. — Not required. P — Permitted. N.P. — Not permitted. N.S. — Not specified. S. & E. — Service and emergency. G.W. — Gross weight. .. Figures not available.

Note: Reference should be made to the provincial authorities concerned for more detailed information.

TABLE 3. Summary of Reciprocal Highway Agreements for Trucking Licence Fees, December 31, 1960

Full free reciprocity offered to all American states on mutual agreement basis (written agreement with Maine).	No reciprocity agreement.	Full free reciprocity for all vehicles travelling through or into the province in inter-provincial operations.	Reciprocal arrangement for free movement of bona fide commercial household goods carriers only. <sup>1</sup>	No reciprocity agreement.
Reciprocal arrangements with American states on mutual agreement basis. (No written agreements).	No reciprocity agreement.	No reciprocity agreement. Full fees required on permit or licence basis.	No reciprocity agreement. <sup>1</sup>	No reciprocity agreement.
Full free reciprocity offered to all American states on mutual agreement basis.	No reciprocity agreement.	No reciprocity agreement. Full fees required on permit or licence basis.	Full free reciprocity for household goods carriers only. <sup>1</sup>	Reciprocity for household goods carriers pending.
Reciprocity with Connecticut, Maine, Massachusetts, New Hampshire, New Jersey, New York, Rhode Island and Vermont. <sup>2</sup>	No reciprocity agreement.	Full free reciprocity for household goods carriers and carriers of natural products of farm or forest. <sup>3</sup>	Reciprocity for household goods carriers (in Saskatchewan trip permit fee, in Quebec permit good for one year). <sup>3,1</sup>	Reciprocity for household goods carriers only. <sup>3</sup>
Reciprocity for trailers and semi-trailers when drawn by commercial motor vehicles registered in Ontario when operating within 10 miles of point of entry. Authorized vehicles travelling in bond between Michigan and New York States pay a per trip fee of \$9.00.	No reciprocity agreement.	Full free reciprocity for privately operated commercial vehicles. Limited reciprocity for certain common carrier vehicles. <sup>2</sup>	Full free reciprocity for household goods carriers only. <sup>3,1</sup>	Reciprocity for household goods carriers only. <sup>3</sup>
Full free reciprocity with Arkansas, Illinois, Indiana, Iowa, Kansas, Minnesota, Missouri, Nebraska, North Dakota and Wisconsin. Virtually full reciprocity with Michigan, which charges Manitoba vehicles a small mileage tax.	No reciprocity agreement.	Full free reciprocity for household goods carriers and corridor operations. One-half licence fee for other interprovincial operations.	Full free reciprocity for household goods carriers. One-half licence fee for other interprovincial operations. Single trip permit fee for irregular and corridor operations - maximum three permits. <sup>1</sup>	Manitoba
Reciprocity agreements for international operations at reduced fees: Minnesota - $\frac{1}{2}$ fee Montana - $\frac{1}{2}$ fee Wisconsin - $\frac{1}{2}$ fee	No reciprocity agreement. <sup>1</sup>	Full free reciprocity for all carriers within 10 mile zone of Alberta - Saskatchewan border and for household goods carriers throughout provinces. One-half fee for interprovincial and corridor operations. <sup>1</sup>	Saskatchewan <sup>1</sup>	
Full free reciprocity with Alaska, Arkansas, California, Connecticut, Delaware, District of Columbia, Illinois, Indiana, Iowa, Kansas, Louisiana, Massachusetts, Minnesota, Missouri, Montana, Nebraska, New Hampshire, New York, North Carolina, Oregon, Oklahoma, Pennsylvania, Rhode Island, Texas, West Virginia, Wisconsin, Wyoming. Limited reciprocity with Idaho, North Dakota, Utah, Washington.	No reciprocity agreement except for a farm group in Peace River district.	Alberta <sup>2</sup>		
No reciprocity agreement.	British Columbia			

U.S.A.



TABLE 3. Summary of Reciprocal Highway Agreements for Trucking Licence Fees, December 31, 1960

Full free reciprocity for privately operated commercial vehicles. Limited reciprocity for certain common carrier vehicles. <sup>1</sup>	Full free reciprocity for private and for-hire carriers. <sup>2</sup>	Full free reciprocity for private and for-hire freight carriers.	Full free reciprocity for private and for-hire freight carriers. <sup>4</sup>	Prince Edward Island
Full free reciprocity for privately operated commercial vehicles. Limited reciprocity for certain common carrier vehicles. <sup>1</sup>	Reciprocal arrangement for household goods carriers. <sup>4,3</sup>	Full free reciprocity for private and for-hire commercial vehicles. <sup>4</sup>	Nova Scotia <sup>4,5</sup>	
Full free reciprocity for privately operated commercial vehicles. Limited reciprocity for certain common carrier vehicles. <sup>1</sup>	Full free reciprocity for private and for-hire freight carrying commercial vehicles. <sup>1</sup>	New Brunswick		
Full free reciprocity for privately operated commercial vehicles. Limited reciprocity for certain common carrier vehicles. <sup>1,2</sup>	Quebec <sup>1</sup>			
Ontario <sup>2</sup>				

## Four conditions of reciprocity agreements

- A. Apply to fees only; not to operating rights.
- B. Operative only to the extent that other provinces grant similar privileges.<sup>1</sup>
- C. Apply only to vehicles duly registered in and operated by residents of reciprocating jurisdictions.
- D. Reciprocity does not apply to intraprovincial operations.

<sup>1</sup> Saskatchewan automatically issues commercial and public service vehicle certificates of registration to non-residents on the one-half prescribed fee basis regardless of whether or not the other provinces grant the same fee privileges to Saskatchewan vehicles. A non-resident farmer operating his truck into or through Saskatchewan and transporting his own farm products or supplies is exempt from registration and payment of fees.

<sup>2</sup> Common carrier vehicles used exclusively for the transportation of (a) household goods or furniture (b) natural products of the farm and (c) products of a dairy, creamery or cheese factory are exempt from payment of licence fees but must obtain an extra-provincial P.C.V. licence before they may operate in Ontario and a fee is charged for the necessary hearing by the Ontario Highway Transport Board.

<sup>3</sup> The Quebec Transportation Board has full and complete authority over operators using Quebec highways to transport merchandise for a pecuniary consideration of any kind or form. Any exemption from registration is contingent upon the operators having satisfied the requirements of the board especially concerning permits and distinctive markers.

<sup>4</sup> Nova Scotia exempts from registration commercial vehicles of neighbouring provinces provided they do not take on any goods in Nova Scotia to be discharged in Nova Scotia.

<sup>5</sup> Carriers for-hire operating more than three vehicles are subject to the provisions of the Nova Scotia Motor Carrier Act.

<sup>6</sup> In addition Alberta has an arrangement with Northwest Territories for one-half licence fee.

Note: Reference should be made to provincial acts for more detail and provincial authorities should be consulted for precise interpretation

TABLE 4. Provincial Truck Regulations at December 31, 1960

No.		Newfoundland <sup>1</sup>		Prince Edward Island		Nova Scotia		New Brunswick	
		Governing Motor Carrier Acts		Motor Carrier Act		Motor Carrier Act		Motor Carrier Act	
		Motor Carrier Regulatory Authorities		Public Utilities Commission		Board of Commissioners of Public Utilities		Motor Carrier Board	
		Power to regulate	Is this power exercised?	Power to regulate	Is this power exercised?	Power to regulate	Is this power exercised?	Power to regulate	Is this power exercised?
1	1. Requirement to show public convenience and necessity	—	—	Yes	Yes	Yes	Yes	Yes	Yes
	2. Carrier operating licences (franchise):								
2	(a) Issue .....	—	—	"	"	"	"	"	"
3	(b) Renewal .....	—	—	"	"	"	"	"	"
4	(c) Transfer .....	—	—	"	"	"	"	"	"
5	(d) Suspension .....	—	—	"	"	"	"	"	"
6	(e) Cancellation .....	—	—	"	"	"	"	"	"
7	(f) Classification .....	—	—	"	"	"	"	"	"
8	(g) Fees .....	—	—	"	"	No	3	"	"
	3. Carrier vehicle licences (plates):								
9	(a) Issue .....	—	—	"	"	"	4	"	"
10	(b) Renewal .....	—	—	"	"	"	4	"	"
11	(c) Transfer .....	—	—	"	"	"	4	"	"
12	(d) Classification .....	—	—	"	"	"	4	"	"
13	(e) Fees .....	—	—	"	"	"	5	"	"
	4. Insurance:								
14	(a) Public liability .....	—	—	"	"	Yes	Yes	"	"
15	(b) Property .....	—	—	"	"	"	"	"	"
16	(c) Goods carried .....	—	—	"	"	"	"	"	"
	5. Operations:								
17	(a) Routes .....	—	—	"	"	"	"	"	"
18	(b) Areas .....	—	—	"	"	"	"	"	"
19	(c) Time schedules .....	—	—	"	"	"	"	"	"
20	(d) Commodities .....	—	—	"	"	"	"	"	"
	6. Freight rates:								
21	(a) Filed .....	—	—	"	"	"	"	"	No
22	(b) Regulated .....	—	—	"	"	No	—	"	"
	7. Accounting records:								
23	(a) Prescribed method of accounting .....	—	—	"	"	Yes	No	"	"
24	(b) Annual report to be submitted .....	—	—	"	"	"	Yes	"	"
25	(c) Power to inspect records .....	—	—	"	"	"	"	"	"
26	(d) C.O.D. shipments (i) handling of cash .....	—	—	"	"	"	"	No	—
27	(ii) amount of commission .....	—	—	"	"	No	—	"	—
28	(e) Prescribed bill of lading .....	—	—	"	"	Yes	No	Yes	No
	8. Drivers:								
29	(a) Qualifications .....	—	—	"	"	"	Yes	"	"
30	(b) Hours of work .....	—	—	No	—	"	"	"	Yes
31	(c) Wages .....	—	—	"	—	No	—	No	—

<sup>1</sup> Freight motor carriers not regulated.<sup>2</sup> Vehicle to vehicle only.<sup>3</sup> The Lieutenant Governor-in-Council regulates fees.<sup>4</sup> Regulated by Registration Division.<sup>5</sup> Provincial legislature exercises this power.<sup>6</sup> The Superintendent of Motor Vehicles under the "Motor Vehicle Act" may require the operator of a vehicle involved in an accident to file proof of financial responsibility.



TABLE 4. Provincial Truck Regulations at December 31, 1960

Quebec		Ontario		Manitoba		Saskatchewan		Alberta		British Columbia		No.
Transportation Board Act		Public Commercial Vehicles Act		Highway Traffic Act		The Vehicles Act		Public Service Vehicles Act		Motor Carrier Act		
Transportation Board		Highway Transport Board		Motor Carrier Board		Highway Traffic Board		Highway Traffic Board		Public Utilities Commission		
Power to regulate	Is this power exercised?	Power to regulate	Is this power exercised?	Power to regulate	Is this power exercised?	Power to regulate	Is this power exercised?	Power to regulate	Is this power exercised?	Power to regulate	Is this power exercised?	
Yes	Yes	Yes	Yes	Yes	Yes	Yes	Yes	Yes	Yes	Yes	Yes	1
"	"	"	"	"	"	"	"	"	"	"	"	2
"	"	"	"	"	"	"	"	"	"	"	"	3
"	"	"	"	"	"	"	" 2	"	"	"	"	4
"	"	"	"	"	"	"	"	"	"	"	"	5
"	"	"	"	"	"	"	"	"	"	"	"	6
"	"	"	"	"	"	"	"	"	"	"	"	7
"	"	"	No	"	"	No	3	"	"	"	"	8
"	"	"	Yes	"	"	combined with lines 2 to 8 above		No <sup>4</sup>	—	"	"	9
"	"	"	"	"	"			" 4	—	"	"	10
"	"	"	"	"	"			" 4	—	"	"	11
"	"	"	"	"	"			" 4	—	"	"	12
"	"	"	"	"	"			" 4	—	"	"	13
"	"	"	"	"	"	No	5	Yes	Yes	"	No <sup>6</sup>	14
"	"	"	"	"	"	"	5	"	"	"	" 6	15
"	"	"	"	"	"	Yes	Yes	"	"	"	Yes	16
"	"	"	"	"	"	"	"	"	"	"	"	17
"	"	"	"	"	"	"	"	"	No	"	"	18
"	"	"	No	"	"	"	No	"	"	"	"	19
"	"	"	Yes	"	"	"	Yes	"	Yes	"	"	20
"	"	"	No	"	" 7	"	"	"	No	"	"	21
"	"	"	"	No	—	"	" 8	"	"	"	"	22
No	—	"	Yes <sup>9</sup>	"	—	"	No	"	"	"	No	23
Yes	Yes	"	"	Yes	Yes	"	Yes	"	"	"	Yes	24
"	"	"	"	"	"	"	"	"	Yes	"	"	25
No	—	"	"	"	"	"	"	"	"	"	"	26
"	—	No	—	"	"	"	"	No	—	"	"	27
"	—	Yes	No	"	"	"	"	Yes	Yes	"	"	28
Yes	No	"	Yes	"	No	"	"	"	"	"	No <sup>10</sup>	29
"	Yes	"	No <sup>11</sup>	"	"	"	No	"	No <sup>11</sup>	"	"	30
"	No	No	—	"	"	"	"	No	11	No	—	31

<sup>1</sup> Intraprovincial only.<sup>2</sup> Prescribed.<sup>3</sup> On C.O.D. shipments.<sup>4</sup> The Superintendent of Motor Vehicles under the "Motor Vehicle Act" specifies the qualifications for chauffeurs' licences.<sup>5</sup> Department of Labour exercises this power.

TABLE 5. Provincial Bus Regulations at December 31, 1960

No.		Newfoundland		Prince Edward Island		Nova Scotia		New Brunswick	
		Governing Motor Carrier Acts		Motor Carrier Act		Motor Carrier Act		Motor Carrier Act	
		Motor Carrier Regulatory Authorities		Board of Commissioners of Public Utilities <sup>2</sup>		Public Utilities Commission		Board of Commissioners of Public Utilities	
		Power to regulate	Is this power exercised?	Power to regulate	Is this power exercised?	Power to regulate	Is this power exercised?	Power to regulate	Is this power exercised?
1	1. Requirement to show public convenience and necessity	Yes	Yes	Yes	Yes	Yes	Yes	Yes	Yes
	2. Carrier operating licences (franchise):								
2	(a) Issue .....	"	"	"	"	"	"	"	"
3	(b) Renewal .....	"	"	"	"	"	"	"	"
4	(c) Transfer .....	No	—	"	"	"	"	"	"
5	(d) Suspension .....	"	—	"	"	"	"	"	"
6	(e) Cancellation .....	Yes	Yes	"	"	"	"	"	"
7	(f) Classification .....	No	—	"	"	"	"	"	"
8	(g) Fees .....	Yes	Yes	"	"	No	<sup>3</sup>	"	"
	3. Carrier vehicle licences (plates):								
9	(a) Issue .....	No	<sup>4</sup>	"	"	"	—	"	"
10	(b) Renewal .....	"	<sup>4</sup>	"	"	"	—	"	"
11	(c) Transfer .....	"	—	"	"	"	—	"	"
12	(d) Classification .....	"	—	"	"	"	—	"	"
13	(e) Fees .....	"	<sup>4</sup>	"	"	"	<sup>4</sup>	"	"
14	4. Mileage taxes .....	"	—	"	"	"	<sup>4</sup>	No	—
	5. Insurance:								
15	(a) Public liability .....	"	<sup>4</sup>	"	"	Yes	Yes	Yes	Yes
16	(b) Property .....	"	<sup>4</sup>	"	"	"	"	"	"
17	(c) Passenger .....	"	<sup>4</sup>	"	"	"	"	"	"
	6. Operations:								
18	(a) Routes .....	Yes	Yes	"	"	"	"	"	"
19	(b) Areas .....	No	—	"	"	"	"	"	"
20	(c) Time schedules .....	Yes	Yes	"	"	"	"	"	"
21	(d) Passenger capacity .....	"	No <sup>4</sup>	"	"	"	"	"	"
22	(e) Express freight (i) nature of goods .....	No	—	"	"	"	"	No	—
23	(ii) maximum weight .....	"	—	No	<sup>4</sup>	No	<sup>4</sup>	"	—
24	(f) Depots (i) maintenance .....	"	—	"	—	"	—	Yes	Yes
25	(ii) location .....	Yes	Yes	"	—	"	—	No	—
	7. Fares and rates:								
26	(a) Passenger (i) filed .....	"	"	Yes	Yes	Yes	Yes	Yes	Yes
27	(ii) regulated .....	"	"	"	"	"	"	"	"
28	(b) Express freight (i) filed .....	No	—	"	"	"	"	No	—
29	(ii) regulated .....	"	—	"	"	"	"	"	—
	8. Accounting Records:								
30	(a) Prescribed method of accounting .....	"	—	"	"	"	No	Yes	No
31	(b) Annual report to be submitted .....	Yes	Yes	"	"	"	Yes	"	"
32	(c) Power to inspect records .....	"	"	"	"	"	"	"	"
	9. Drivers:								
33	(a) Qualifications .....	No	<sup>4</sup>	"	"	"	"	"	"
34	(b) Hours of work .....	"	—	No	—	"	"	"	Yes
35	(c) Wages .....	"	—	"	—	No	—	No	—

<sup>1</sup> Does not exercise authority in cases of municipal control of bus operators.<sup>2</sup> Vehicle to vehicle only.<sup>3</sup> The Lieutenant Governor-in-Council regulates fees.<sup>4</sup> Maximum ceiling set by Department of Commercial Transport under "Department of Commercial Transport Act".<sup>5</sup> Motor Registration Department exercises this power.

TABLE 5. Provincial Bus Regulations at December 31, 1960

Quebec		Ontario		Manitoba		Saskatchewan		Alberta		British Columbia		No.
Transportation Board Act		Public Vehicles Act		Highway Traffic Act		The Vehicles Act		Public Service Vehicles Act		Motor Carrier Act		
Transportation Board		Highway Transport Board		Motor Carrier Board		Highway Traffic Board		Highway Traffic Board		Public Utilities Commission		
Power to regulate	Is this power exercised?	Power to regulate	Is this power exercised?	Power to regulate	Is this power exercised?	Power to regulate	Is this power exercised?	Power to regulate	Is this power exercised?	Power to regulate	Is this power exercised?	
Yes	Yes	Yes	Yes	Yes	Yes	Yes	Yes	Yes	No	Yes	Yes	1
"	"	"	"	"	"	"	"	"	Yes	"	"	2
"	"	"	"	"	"	"	"	"	"	"	"	3
"	"	"	"	"	"	"	"	"	"	"	"	4
"	"	"	"	"	"	"	"	"	"	"	"	5
"	"	"	"	"	"	"	"	"	"	"	"	6
"	"	"	"	"	"	"	"	"	"	"	"	7
"	"	"	"	"	"	No	"	"	"	"	"	8
"	"	"	"	"	"	combined with lines 2 to 8 above		"	"	"	"	9
"	"	"	"	"	"			"	"	"	"	10
"	"	"	"	"	"			"	"	"	"	11
"	No	"	"	"	"			"	"	"	"	12
"	Yes	No	—	"	"			"	"	"	"	13
"	"	Yes	Yes	No	—	No	"	"	"	No	—	14
"	"	"	"	Yes	Yes	"	"	"	"	Yes	"	15
"	"	"	"	"	"	"	"	"	"	"	"	16
"	No	"	"	"	"	Yes	Yes	"	"	"	"	17
"	Yes	"	"	"	"	"	"	"	"	"	"	18
"	"	"	"	"	"	"	"	"	"	"	"	19
"	No	"	"	"	"	"	"	"	"	"	"	20
"	Yes	"	"	"	"	"	No	"	"	"	"	21
"	No	No	—	"	"	"	Yes	"	"	"	"	22
"	Yes	Yes	Yes	"	"	"	"	"	"	"	"	23
"	"	No	—	"	"	"	No	"	"	"	"	24
No	—	"	—	"	"	"	"	"	No	"	"	25
Yes	Yes	Yes	Yes	"	"	"	Yes	"	Yes	"	"	26
"	"	"	"	"	"	"	"	"	"	"	"	27
"	"	No	—	"	"	"	"	"	"	"	"	28
"	"	"	—	"	"	"	"	"	"	"	"	29
No	—	Yes	No	"	"	"	No	"	No	"	No	30
Yes	Yes	"	Yes	"	"	"	Yes	"	"	"	Yes	31
"	"	"	No	"	"	"	No	"	Yes	"	"	32
"	"	"	Yes	"	"	"	Yes	"	"	"	No <sup>9</sup>	33
"	"	"	No <sup>10</sup>	"	"	"	No	"	No <sup>10</sup>	"	"	34
"	"	No	—	"	"	"	"	No	10	No	—	35

<sup>8</sup> Local authorities can levy tax not exceeding 1/15 cent per unit of seating capacity for every mile travelled within a town or city.

<sup>9</sup> Provincial legislature exercises this power.

<sup>10</sup> Department of Highways, Motor Vehicle Branch exercises this power.

<sup>11</sup> The Superintendent of Motor Vehicles under the "Motor Vehicle Act" specifies the qualifications for chauffeurs' licences.

<sup>12</sup> Department of Labour exercises this power.

TABLE 6. Taxes on Gasoline and Other Motive Fuels

Province and effective date	Tax per gallon	Refund and exemptions	
		Amount per gallon	Uses
	cents	cents	
<b>Newfoundland:</b>			
Mar. 28, 1949 .....	14	14	A tax of 14 cents on all gasoline with the following exemptions: (a) Marked gasoline used in the operation of a vessel, boat or tractor. (b) Used by a department of the Government or incorporated town or municipality. (c) Used by aircraft. (d) For direct export in bulk.
June 1, 1954 .....	15	15	Same as above.
May 1, 1955 .....	17	17	Same as above.
May 10, 1956 .....			Marked gasoline used for the operation of a vessel or boat, not being a pleasure vessel or boat, or in a tractor used solely for agricultural or logging purposes, or in power saws used for logging purposes. All motive fuel as at May 10, 1956, above: (a) For its own operations by any Department of Her Majesty's Government. (b) For its own operations other than in vehicles providing a transportation system or otherwise for hire by the St. John's Municipal Council, the Corner Brook Municipal Council, a municipality, a town council, a rural district council or a board of trustees established under The Local Government Act, 1956, or a community council established under The Community Councils Act, 1956. (c) In a sawmill. (d) Used solely as household fuel or in operation of household appliances or of plants to generate electricity. (e) In plants for curing, processing or preparation of fish or fishery products. (f) For operation of vessels or boats carrying goods, materials or passengers between ports. (g) Aircraft. (h) For direct export in bulk. (i) Any operations under any Act not being an Act of general application. (j) The following were declared not to be gasoline for the purpose of the Gasoline Tax Act: Naphthas; liquids used in industrial plants or to operate gear in vessels or boats where gasoline used for operation is exempt; liquids used solely for the exploration or development of natural resources up to the point of production.
Feb. 21, 1958 .....			Same as above.
July 1, 1960 .....	19	19	Same as above.
<b>Prince Edward Island:</b>			
May 1, 1924 .....	2	2	Fishing boats, farm tractors, stationary engines.
Mar. 31, 1926 .....	3	3	" " " " " "
May 1, 1928 .....	5	5	" " " " " "
May 2, 1932 .....	6	6	" " " " " "
Apr. 15, 1933 .....	8	8	" " " " " "
Apr. 23, 1937 .....	10	10	Commercial boats and vessels.
Apr. 1, 1947 .....	13	10	Same as above.
May 1, 1957 .....	16	11	Same as above. Diesel fuel now included.
<b>Nova Scotia:</b>			
Jan. 15, 1926 .....	3	3	Fishing boats and farm services.
Mar. 7, 1928 .....	5	5	" " " " " "
Dec. 18, 1930 .....			Fishing boats, farm services and ferry and coastal boats.
Apr. 1, 1932 .....	6	6	" " " " " "
Mar. 1933 .....			" " " " " " and prospecting.
May 1, 1934 .....	8	8	" " " " " "
June 2, 1937 .....			Other than for operation of motor vehicles or for use in highway construction.
Jan. 27, 1938 .....			Other than for operation of motor vehicles on highways.
Mar. 15, 1938 .....	10	10	Same as above.
July 28, 1938 .....			Highway construction above, defined as street work in towns and cities and work for Department of Highways.
May 1, 1942 .....			Marked gasoline sold less the tax at time of purchase.
Apr. 1, 1947 .....	13	10	Marked gasoline subject to 3 cents tax.



TABLE 6. Taxes on Gasoline and Other Motive Fuels — Continued

Province and effective date	Tax per gallon	Refund and exemptions	
		Amount per gallon	Uses
	cents	cents	
<b>Nova Scotia—Con:</b>			
Apr. 15, 1949 .....		13	Three cent tax on marked gasoline discontinued.
June 18, 1951 .....	15	15	Same as above.
Apr. 1, 1955 .....	17	17	Same as above.
Nov. 1, 1957 .....	17	17	Same as above. Refunds to city and town vehicles.
			<b>Note:</b> No tax on liquefied petroleum gases.
<b>New Brunswick:</b>			
Apr. 30, 1926 .....	3	3	Process of manufacturing and not for power.
Jan. 1, 1929 .....	5	5	Other than in motor vehicles on public highways.
Apr. 1, 1932 .....	7	7	Farmers and fishermen in connection with their calling as such.
Nov. 1, 1933 .....	7	7	Other than in motor vehicles on public highways.
Apr. 1, 1934 .....	8	8	" " " " " " " "
Mar. 20, 1938 .....	10	10	" " " " " " " "
June 7, 1939 .....			Other than in motor vehicles on public highways except on road and bridge contracts.
June 1, 1941 .....			Exempt marked gasoline for use other than in motor vehicles on public highways except in repair and construction of bridges and roads.
Apr. 1, 1947 .....	13	10	Marked gasoline subject to 3 cent tax.
Apr. 1, 1954 .....	15	12	" " " " " 3 " "
			Diesel fuel now included.
<b>Quebec:</b>			
Apr. 1, 1924 .....	2	2	Other than in motor vehicles on public highways.
Apr. 1, 1925 .....	3	3	" " " " " " " "
Apr. 1, 1928 .....	5	5	" " " " " " " "
Dec. 17, 1931 .....	6	6	" " " " " " " "
May 1, 1935 .....			Farm tractors, fishing boats, stationary engines, manufacturing processes and fire pumps.
Apr. 18, 1939 .....	8	8	Same as above.
June 1, 1940 .....			All aerial navigation.
Apr. 1, 1947 .....	11	11	Same as above.
Nov. 8, 1950 .....	13	13	Same as above.
Jan. 10, 1957 .....			Refunds for fuel oil only when used for heating or cleaning purposes.
<b>Ontario:</b>			
May 11, 1925 .....	3	3	Refunds for purposes other than propelling a vehicle on any highway.
Mar. 28, 1929 .....	5	5	Same as above.
May 29, 1929 .....			Refunds to cities and separated towns on municipally-owned commercial vehicles.
Mar. 25, 1932 .....	6	6	Same as above.
Jan. 24, 1935 .....			Refunds to contractors discontinued covering maintenance and construction on any highway.
Apr. 1, 1939 .....	8	8	Same as above.
July 1, 1943 .....			Tax exemptions to farmers, fishermen, tourist guides and tourist outfitters.
Oct. 1, 1945 .....			Discontinued tax exemption system.
Jan. 1, 1947 .....			Refunds discontinued to cities and separated towns on gasoline used in municipally-owned commercial vehicles, also the maintenance and construction of streets, roads, highways.
Apr. 1, 1947 .....	11	11	Same as above.
Feb. 22, 1957 .....	13	13	Government of Canada, farming and commercial fishing.
Apr. 1, 1957 .....		11	For all other claims.
			Solvents, naphthas, thinners, and all types of fuel oil excluded from Gasoline Tax Act.
	20 <sup>1</sup>	20 <sup>1</sup>	Refunds for purposes other than propelling a vehicle on any highway, but not for equipment engaged in roadwork.
Apr. 1, 1958 .....	18½	18½	Same as above.

<sup>1</sup> Applies to the following fuels under certain circumstances: diesel, domestic, furnace, stove oil, kerosene, distillate, light, medium and heavy fuel oil but not bunker. Gasoline tax remains at 13 cents per gallon.

TABLE 6. Taxes on Gasoline and Other Motive Fuels — Continued

Province and effective date	Tax per gallon	Refund and exemptions	
		Amount per gallon	Uses
	cents	cents	
<b>Manitoba:</b>			
Apr. 27, 1923 .....	1		
Mar. 5, 1925 .....	3	2	Gasoline used in tractors etc. in threshing, ploughing, grinding grain, lumbering, commercial fishing boats and any mining or manufacturing purpose other than in the operation of motor vehicles.
Mar. 31, 1926 .....		2	All gasoline not used in operation of motor vehicles.
Apr. 14, 1930 .....	5	5	Same as above.
May 7, 1932 .....	7	5	Same as above.
Apr. 28, 1933 .....		5	Gasoline used in fishing vessels to limit of 15 gallons per day operated; threshing machines and combines; municipal fire apparatus.
Mar. 31, 1939 .....			Gasoline used in agricultural machinery, aircraft, fire apparatus. Motor on canoes for commercial trapping, prospecting, freighting and fishing.
Apr. 5, 1940 .....		7	Same as above.
Mar. 30, 1943 .....			Aviation gasoline for aircraft exempt of tax by permit.
July 1, 1945 .....			Motive Fuel Users Tax Act became effective.
	7	7	Motive fuel other than gasoline for moving or operating fire apparatus of a municipal corporation; agricultural machinery; hospital machinery.
	7	6	Motive fuel other than gasoline for the operation of motor boats; stationary engines; portable engines, tractors and trucks when used otherwise than on a public highway; railway cars and other motor vehicles running only upon rails or tracks; any industrial purpose otherwise than in the operation of motor vehicles; propelling aircraft; machinery for making or repairing roads or drainage works.
Apr. 1, 1947 .....	9	9	See April 27, 1923 to March 30, 1943.
Apr. 7, 1947 .....	9	8	See July 1, 1945.
May 1, 1952 .....	9	9	Gasoline used during the winter commercial fishing season not exceeding five gallons per day per vehicle used for the transportation of fish over the surface of a frozen lake or stream.
Apr. 18, 1953 .....	9	8	Motive fuel other than gasoline for lighting plants. Propane gas designated as motive fuel.
Apr. 1, 1956 .....	11	11	See exemptions July 1, 1945 and April 18, 1953.
Apr. 11, 1956 .....	11	11	(a) See May 1, 1952.
			(b) Gasoline used in vehicles known as "Bombardiers" used for the same purpose as above is limited to 12 gallons per day.
			(c) Gasoline used in a canoe or boat for commercial fishing purposes, increased from a limit of 15 gallons per day to 20 gallons per day during open season for fishing.
June 1, 1960 .....	11	11	Motive Fuel Users Tax—see exemptions July 1, 1945.
June 1, 1960 .....	11	10	Motive Fuel Users Tax—see exemptions July 1, 1945.
<b>Saskatchewan:</b>			
May 1, 1928 .....	3	3	Other than in operation of motor vehicles on highways, provided claim is made for over \$3.00.
Apr. 1, 1930 .....	5	5	Same as above.
May 1, 1932 .....	6	5	Same as above.
Jan. 1, 1935 .....	6		No refund for three months. Jan. 1 to Mar. 31, 1935.
Apr. 1, 1935 .....	7	7	Farm Services—Claim for only \$3.00 and over.
Apr. 1, 1939 .....			Gasoline extended to include all petroleum liquid fuels except kerosene. Farm machinery, generation of electricity, heating of buildings, direct heating in manufacturing processes exempted.
May 22, 1939 .....			Aviation.
Apr. 8, 1941 .....			Road machines within municipalities.
Mar. 22, 1945 .....	7	7	Liquid fuel petroleum products used by a municipality.
May 1, 1945 .....	8	8	Same as above.
Apr. 1, 1947 .....	10	10	Same as above.
Apr. 1, 1948 .....			Extended to include gasoline used in manufacturing processes, well drilling and flour and grain elevator engines.
Apr. 1, 1951 .....	10	10	Cold storage locker plants, metallic mineral and rock drilling engines, licensed commercial fishermen, destruction of weeds and grasshoppers.
Apr. 1, 1953 .....	11	11	Coal mining equipment other than motor vehicles.
Apr. 1, 1955 .....	11	11	Any industrial purpose except in motor vehicles.
Apr. 1, 1957 .....	12	12	Consumption in the operation of trucks used exclusively on property other than a public highway.
Apr. 1, 1959 .....	12	12	Same as above.



TABLE 6. Taxes on Gasoline and Other Motive Fuels — Continued

Province and effective date	Tax per gallon	Refund and exemptions	
		Amount per gallon	Uses
	cents	cents	
<b>Alberta:</b>			
Apr. 30, 1922 .....	2		
July 1, 1927 .....	3		
June 1, 1929 .....	5	4	Gasoline and all other motive fuels other than in operation of motor vehicles on highways.
			Municipal motor vehicles operated solely within the municipality.
Apr. 1, 1933 .....	6	5	Same as above.
Apr. 1, 1935 .....	7	6	Same as above.
May 1, 1936 .....			Fuel oil extended to include any petroleum product capable of being used for the generation of power in an internal combustion engine with the exception of lubricants, kerosene used for illuminating, fuel oil for creosoting, dust laying, domestic heating and for railway locomotives, shops, etc.
Apr. 1, 1947 .....	9	8	Same as above.
Apr. 1, 1951 .....	10	10	Extended to include exemption of the tax on fuel oil used for agricultural and industrial purposes and for the operation of aircraft.
Apr. 1, 1952 .....			Refunds discontinued for municipal motor vehicles operated solely within the municipality.
May 6, 1955 .....	10	10	Fuel oil used in unlicensed motor vehicles used for hauling coal otherwise than on a public highway refunded.
Oct. 31, 1955 .....	10	10	Exemptions extended to include sales to Consuls, Vice Consuls, Trade Commissioners and Assistant Trade Commissioners.
July 30, 1957 .....	10	10	Exemptions extended to include fuel oil used in motor boats for pleasure purposes.
			Liquefied Petroleum Gases exempt from tax:
			(a) In a motor vehicle employed exclusively in the distribution of liquefied petroleum gases.
			(b) When distributed into a container equipped with an outlet suitable for the release of gas in vapour form for domestic and commercial uses and unsuitable for use for the propulsion of a motor vehicle.
			(c) When delivered into a container equipped with an outlet suitable for the release of gas in liquid form provided that the purchaser signs a declaration on the invoice to the effect that the fuel will be used for non-taxable purposes.
			(d) In vehicles owned and operated by a city as part of a public transportation system within the boundaries of that city.
			Refund and exemption provisions applying to other fuels covered by definition of "Fuel Oil" also apply to liquefied petroleum gases.
Dec. 17, 1957 .....	10	10	Refunds extended to include fuel oil used in trucks for hauling coal other than on public highways. Trucks hauling coal are no longer required to be unlicensed to qualify for refund.
Aug. 14, 1958 .....	10	10	Tax exempt purple coloured fuel may be used for the operation of farm trucks bearing "F" licence plates and operated by farmers, ranchers and market gardeners in connection with their own farm, ranch or market garden operations but not in connection with any other business in which the owner may be engaged.
Oct. 7, 1958 .....	10	10	See Aug. 14, 1958—now extended to include liquefied petroleum gases.
Oct. 27, 1959 .....	10	10	Use of tax exempt purple coloured fuel and refund on taxable fuel when used for the operation of tractors, portable engines or construction equipment other than trucks while engaged in constructing, repairing or maintaining roads extended to cover such equipment while operating on a public highway from one project to another.
Apr. 8, 1960 .....	10	10	Tax exempt purple coloured fuel may be used for the operation of transit buses owned, controlled and operated by a city and used exclusively within the city.
May 1, 1960 .....	12	12	
	(Diesel fuel only)		
<b>British Columbia:</b>			
Dec. 21, 1923 .....	3	3	(Other than in operation of motor vehicles on public highways.
Mar. 25, 1930 .....	5	5	(Persons who have suffered loss of a limb as a result of service in
Apr. 13, 1932 .....	7	5	(The Great War entitled to refund of gasoline tax paid by them.
			Gasoline extended to include all liquid petroleum products used to generate power by combustion in motor vehicle engines except kerosene.
Oct. 1, 1934 .....		6	Same as above.

TABLE 6. Taxes on Gasoline and Other Motive Fuels — Concluded

Province and effective date	Tax per gallon	Refund and exemptions	
		Amount per gallon	Uses
	cents	cents	
<b>British Columbia — Con:</b>			
Apr. 1, 1947 .....	10	9	By Dominion Government (10 cent refund).
Mar. 15, 1955 .....			One cent tax on gasoline purchased for use in aircraft. 9 cents per gallon refund to:
			(a) Logging trucks used on other than public highways.
			(b) Persons who have lost a limb or who are confined permanently to a wheelchair or are in receipt of a 100 p.c. war service pension for disability.
Mar. 2, 1956 .....			(c) For the operation of the power unit of a motor vehicle, while the vehicle is stationary, for any industrial purpose approved by the Minister.
Mar. 20, 1958 .....			Definition amended to include all petroleum products used or which may be used to generate power by means of internal combustion engines.
July 15, 1959 .....	12 <sup>2</sup>		
<b>Yukon:</b>			
June 15, 1940 .....	3		
July 21, 1942 .....		3	Stationary engines, dredging, drilling and dragline engines in mining, railway cars and rail motor cars.
			Heating purposes.
July 12, 1947 .....	6	6	Same as above.
Jan. 1, 1950 .....			Tractors or airplanes.
Nov. 3, 1950 .....			Any equipment owned by, or operated on behalf of or for, any department of the Government of Canada and the United States of America, or any equipment owned by a municipality within the territory.
Jan. 1, 1953 .....			Exemption extended to service vehicles or other equipment of a visiting force as defined in the visiting forces "North Atlantic Treaty" Act of Canada.
Apr. 2, 1955 .....			For the operation of a boat, motorboat, ship or other water conveyance.
Nov. 17, 1955 .....	6	6	Exemptions from tax on "Motor Vehicle Fuel" as follows:
			(a) Motor vehicle fuel not used to propel a motor vehicle on the highway.
			(b) Motor vehicle fuel used by the Government of Canada.
			(c) Motor vehicle fuel used by a visiting force as defined in the visiting forces "North Atlantic Treaty" Act of Canada.
			(d) Motor vehicle fuel used by a municipality as defined in the "Municipal Ordinance".
<b>N.W.T.:</b>			
Apr. 1, 1952 .....	6	6	
July 10, 1952 .....	6	6	
Apr. 1, 1953 .....	1	1	Tax payable on all fuel oil except that used:
			(a) By hospitals.
			(b) By visiting forces as defined in the visiting forces "North Atlantic Treaty" Act of Canada.
			(c) By a Municipal District.
			(d) For lubricating purposes.
			(e) For laying or sprinkling on roads or streets.
			(f) As cleaning fluids or solvents.
Aug. 31, 1956 .....			No tax on fuel oil for delivery to D.E.W. Stations.
Apr. 1, 1958 .....	1	1	Tax previously payable only in the MacKenzie District now extended to apply in the Keewatin and the Franklin Districts.
Jan. 19, 1960 .....	1½	1½	Tax now payable on fuel oil for heating. All other exemptions above remain in effect.

<sup>2</sup> Tax on diesel, propane and butane fuels used by commercial vehicles on public highways and defined as "Motive Fuel".

TABLE 7. Annual Licence Fees  
PASSENGER CARS

	Newfoundland	Prince Edward Island <sup>1</sup>	Nova Scotia <sup>2</sup>	New Brunswick	Quebec <sup>4</sup>
	dollars				
Flat fee .....	18.00	—	—	—	—
Tare weight:					
1,500 lbs. ....	—	12.00 <sup>3</sup>	11.00 <sup>3</sup>	12.00 <sup>3</sup>	11.50
2,000 " .....	—	12.00	13.00	14.00	15.00
3,000 " .....	—	17.00	19.00	20.00	22.00
4,000 " .....	—	22.00	25.00	26.00	29.00
5,000 " .....	—	27.00	31.00	32.00	36.00
6,000 " .....	—	32.00	38.00	32.00	43.00
7,000 " .....	—	37.00	45.00	32.00	50.00
Wheel base:					
100 inches .....	—	—	—	—	—
105 " .....	—	—	—	—	—
110 " .....	—	—	—	—	—
115 " .....	—	—	—	—	—
120 " .....	—	—	—	—	—
125 " .....	—	—	—	—	—
130 " .....	—	—	—	—	—
135 " .....	—	—	—	—	—
140 " .....	—	—	—	—	—
145 " .....	—	—	—	—	—
Over 145 inches .....	—	—	—	—	—
Horse power:					
Up to 35 h.p. ....	—	—	—	—	—
Over 35 to 45 h.p. ....	—	—	—	—	—
Over 45 h.p. ....	—	—	—	—	—
	Ontario <sup>5</sup>	Manitoba <sup>6</sup>	Saskat- chewan	Alberta <sup>6</sup>	British Columbia <sup>2</sup>
	dollars				
Flat fee .....	—	—	—	—	—
Tare weight:					
1,500 lbs. ....	—	—	—	—	10.80 <sup>3</sup>
2,000 " .....	—	—	—	—	14.40
3,000 " .....	—	—	—	—	18.00
4,000 " .....	—	—	—	—	22.50
5,000 " .....	—	—	—	—	31.50
6,000 " .....	—	—	—	—	45.00
7,000 " .....	—	—	—	—	58.50
Wheel base:					
100 inches .....	—	9.00	10.00	10.00	—
105 " .....	—	11.50	10.00	10.00	—
110 " .....	—	14.00	10.00	10.00	—
115 " .....	—	16.50	15.00	15.00	—
120 " .....	—	19.00	15.00	15.00	—
125 " .....	—	21.50	20.00	20.00	—
130 " .....	—	24.00	20.00	20.00	—
135 " .....	—	26.50	20.00	20.00	—
140 " .....	—	29.00	20.00	20.00	—
145 " .....	—	31.50	20.00	20.00	—
Over 145 inches .....	—	34.00	20.00	20.00	—
Horse power:					
Up to 35 h.p. ....	15.00	—	—	—	—
Over 35 to 45 h.p. ....	20.00	—	—	—	—
Over 45 h.p. ....	25.00	—	—	—	—

<sup>1</sup> Includes \$1.00 for licence plates and \$1.00 for annual certificate of registration. (Fee for initial registration certificate is \$3.50).

<sup>2</sup> Fee for initial certificate of registration (\$2.00 in Nova Scotia and \$1.00 in British Columbia) is not included.

<sup>3</sup> Minimum fee.

<sup>4</sup> Includes \$1.00 for licence plates.

<sup>5</sup> Unsatisfied Judgment Fund fee of \$5.00, payable if vehicle is not insured, is not included.

<sup>6</sup> Unsatisfied Judgment Fund fees of 50 cents in Manitoba and \$1.00 in Alberta, payable each year with vehicle licence fee, are not included.



TABLE 8. Annual Commercial Licence Fees  
TRUCKS

Gross vehicle weight <sup>1</sup>	Newfound-land <sup>2</sup>	Prince Edward Island <sup>3</sup>	Nova Scotia <sup>1</sup>	New Brunswick <sup>4</sup>		Ontario <sup>1</sup>		Manitoba <sup>5</sup>		
	Commercial vehicles	Commercial vehicles	Commercial trucks and trailers	Commercial vehicles and truck tractors	Oil tank trucks and truck tractors	Commercial trucks and tractors	Commercial trailers and semi-trailers	PSV and CT <sup>6</sup>	T (Urban)	FT (Farm)
pounds	dollars									
4,000	20.00	18.00	16.00	18.00	—	20.00 <sup>7</sup>	10.50	30.00	12.50	12.50
6,000	30.00	29.00	23.00	29.00	—	25.00	22.00	30.00	12.50	12.50
8,000	45.00	46.00	43.00	46.00	—	50.00	34.00	60.00	22.50	17.50
10,000	65.00	67.00	64.00	67.00	152.00	68.00	53.00	90.00	32.50	22.50
12,000	85.00	86.00	89.00	86.00	182.00	88.00	69.00	120.00	42.50	27.50
14,000	105.00	100.00	117.00	107.00	212.00	103.00	81.00	150.00	52.50	32.50
16,000	140.00	122.00	150.00	130.00	242.00	118.00	92.00	180.00	62.50	37.50
18,000	175.00	146.00	187.00	155.00	272.00	151.00	114.00	210.00	72.50	42.50
20,000	210.00	182.00	208.00	192.00	302.00	179.00	126.00	240.00	82.50	47.50
22,000	230.00	211.00	229.00	222.00	332.00	208.00	162.00	270.00	92.50	52.50
24,000	250.00	242.00	250.00	266.00	362.00	239.00	176.00	300.00	102.50	57.50
26,000	270.00	275.00	271.00	301.00	392.00	273.00	191.00	330.00	112.50	62.50
28,000	290.00	310.00	292.00	324.00	422.00	309.00	206.00	360.00	122.50	67.50
30,000	315.00	347.00	313.00	347.00	452.00	356.00	227.00	390.00	132.50	72.50
32,000	345.00	370.00	334.00	370.00	482.00	391.00	249.00	420.00	142.50	77.50
34,000	375.00	393.00	355.00	393.00	512.00	427.00	272.00	450.00	152.50	82.50
36,000	405.00	416.00	376.00	416.00	542.00	463.00	295.00	480.00	162.50	87.50
38,000	450.00	439.00	—	439.00	572.00	502.00	320.00	510.00	172.50	92.50
40,000	450.00	462.00	—	462.00	602.00	542.00	346.00	540.00	182.50	97.50
42,000	450.00	485.00	—	485.00	632.00	—	—	575.00	192.50	102.50
44,000	450.00	508.00	—	508.00	662.00	—	—	615.00	202.50	107.50
46,000	450.00	531.00	—	531.00	692.00	—	—	660.00	212.50	112.50
48,000	450.00	554.00	—	554.00	722.00	—	—	710.00	222.50	117.50
50,000	—	577.00	—	577.00	752.00	—	—	765.00	232.50	122.50
52,000	—	600.00	—	600.00	782.00	—	—	825.00	242.50	—
54,000	—	623.00	—	623.00	812.00	—	—	890.00	252.50	—
56,000	—	—	—	646.00	842.00	—	—	955.00	262.50	—
58,000	—	—	—	669.00	872.00	—	—	1,020.00	272.50	—
60,000	—	—	—	692.00	902.00	—	—	1,085.00	282.50	—
62,000	—	—	—	715.00	932.00	—	—	1,150.00	292.50	—
64,000	—	—	—	738.00	962.00	—	—	1,215.00	302.50	—
66,000	—	—	—	761.00	992.00	—	—	1,280.00	312.50	—
68,000	—	—	—	784.00	1,022.00	—	—	1,345.00	322.50	—
70,000	—	—	—	802.00	1,045.00	—	—	1,410.00	332.50	—
72,000	—	—	—	—	—	—	—	1,475.00	342.50	—
74,000	—	—	—	—	—	—	—	—	—	—
76,000	—	—	—	—	—	—	—	—	—	—
Saskatchewan										
Alberta <sup>1</sup>										
British Columbia <sup>1</sup>										
PS, E, CV										
A	E, D	C	F (Farm)	Trucks and tractors		Trailers (per axle)		C, X, F	Commercial vehicles	
dollars										
4,000	25.00	25.00	15.00	10.00	40.00	20.00	10.00	20.00		
6,000	67.50	50.00	25.00	12.50	50.00	35.00	15.00	30.00		
8,000	110.00	75.00	50.00	15.00	65.00	60.00	25.00	50.00		
10,000	110.00	75.00	50.00	15.00	75.00	105.00	25.00	75.00		
12,000	150.00	100.00	55.00	17.50	85.00	160.00	25.00	95.00		
14,000	175.00	125.00	60.00	20.00	100.00	220.00	35.00	115.00		
16,000	200.00	150.00	65.00	22.50	120.00	300.00	35.00	135.00		
18,000	225.00	175.00	70.00	25.00	140.00	300.00	35.00	155.00		
20,000	250.00	200.00	75.00	27.50	160.00	—	35.00	175.00		
22,000	275.00	225.00	80.00	30.00	180.00	—	35.00	195.00		
24,000	300.00	250.00	90.00	30.00	200.00	—	35.00	215.00		
26,000	325.00	275.00	100.00	30.00	230.00	—	35.00	235.00		
28,000	350.00	300.00	110.00	30.00	260.00	—	35.00	255.00		
30,000	375.00	325.00	120.00	30.00	290.00	—	35.00	280.00		
32,000	405.00	355.00	130.00	30.00	320.00	—	35.00	305.00		
34,000	435.00	385.00	140.00	30.00	350.00	—	35.00	330.00		
36,000	465.00	415.00	150.00	30.00	390.00	—	35.00	355.00		
38,000	495.00	445.00	160.00	30.00	430.00	—	35.00	380.00		
40,000	525.00	475.00	170.00	30.00	470.00	—	35.00	405.00		
42,000	560.00	510.00	180.00	30.00	—	—	—	430.00		
44,000	600.00	555.00	190.00	30.00	—	—	—	455.00		
46,000	645.00	595.00	200.00	—	—	—	—	480.00		
48,000	695.00	645.00	210.00	—	—	—	—	505.00		
50,000	750.00	700.00	220.00	—	—	—	—	530.00		
52,000	815.00	765.00	230.00	—	—	—	—	555.00		
54,000	890.00	840.00	240.00	—	—	—	—	580.00		
56,000	975.00	925.00	250.00	—	—	—	—	605.00		
58,000	1,070.00	1,020.00	260.00	—	—	—	—	630.00		
60,000	1,175.00	1,125.00	270.00	—	—	—	—	655.00		
62,000	1,290.00	1,240.00	280.00	—	—	—	—	680.00		
64,000	1,415.00	1,365.00	290.00	—	—	—	—	705.00		
66,000	—	—	—	—	—	—	—	730.00		
68,000	—	—	—	—	—	—	—	755.00		
70,000	—	—	—	—	—	—	—	780.00		
72,000	—	—	—	—	—	—	—	805.00		
74,000	—	—	—	—	—	—	—	830.00		
76,000	—	—	—	—	—	—	—	835.00		

See footnotes at end of table.

TABLE 8. Annual Commercial Licence Fees — Concluded  
TRUCKS

Tare weight <sup>1</sup>	Quebec <sup>9</sup>	
	Commercial vehicles L, F	N (Farm)
pounds	dollars	
3,000 .....	38.50	22.00
3,500 .....	44.75	25.50
4,000 .....	51.00	29.00
4,500 .....	57.25	32.50
5,000 .....	63.50	36.00
5,500 .....	76.00	39.50
6,000 .....	88.50	43.00
6,500 .....	101.00	46.50
7,000 .....	113.50	50.00
7,500 .....	126.00	53.50
8,000 .....	138.50	57.00
8,500 .....	151.00	60.50
9,000 .....	163.50	64.00
9,500 .....	176.00	67.50
10,000 .....	188.50	71.00
10,500 .....	201.00	—
11,000 .....	213.50	—
11,500 .....	226.00	—
12,000 .....	238.50	—
12,500 .....	251.00	—
13,000 .....	251.00	—
13,500 .....	251.00	—
14,000 .....	251.00	—

<sup>1</sup> All provinces except Nova Scotia, Quebec, Ontario and Alberta licence tractor trailer combinations by combined gross vehicle weight.

**Nova Scotia:** Fees are the same for trucks and trailers of the same gross vehicle weight after 6,500 lbs. Trailer fees up to 30,000 lbs. gross vehicle weight only. Fee for initial certificate of registration of \$2.00 is not included. Restricted farm truck licence is approximately 1/6 commercial fee shown.

**Quebec:** Each unit of a tractor trailer combination is licensed separately by tare weight.

**Ontario:** Truck tractors are licensed separately from trailers and semi-trailers. Therefore, it is necessary to combine the fees based on gross vehicle weight for each unit to obtain comparable fees. Unsatisfied Judgment Fund fee of \$5.00, payable if vehicle is not insured, is not included.

**Alberta:** Tractor trailer combinations may be licensed as a unit or separately. Licence fees for PS, E and CV trailers are based on a fee for each axle according to gross weight. (No fee for trailers operating under C, F and X classifications.) Unsatisfied Judgment Fund fee of \$1.00, payable each year with vehicle licence fee, is not included.

<sup>2</sup> Special permit required for single-axle vehicles over 24,000 lbs. and tandem axle vehicles over 30,000 lbs. gross vehicle weight.

<sup>3</sup> Includes \$1.00 for licence plates and \$1.00 for annual certificate of registration. (Fee for initial registration certificate is \$3.50).

<sup>4</sup> The minimum gross weight shall not be less than twice the unladen weight of the vehicle unless this amounts to over 24,000 lbs. for a two axle vehicle and 36,000 lbs. for a three axle vehicle. Restricted farm truck licence is 1/2 commercial fee shown.

<sup>5</sup> Unsatisfied Judgment Fund fee of 50 cents, payable each year with vehicle licence fee, is not included.

<sup>6</sup> A special schedule of fees is applicable for Public Service Vehicles and Commercial Trucks used only for the transportation of milk and cream.

<sup>7</sup> Fee for the minimum gross weight of 5,000 lbs.

<sup>8</sup> Initial year registration fee of \$5.00 is not included.

<sup>9</sup> Includes \$1.00 for licence plates. If the motor vehicle is propelled by any power other than gasoline, the licence fee is increased by thirty cents for every hundred pounds or fraction thereof (tare weight).





TABLE 9. Annual Carrier (For-hire) Licence Fees — Concluded  
TRUCKS

Quebec <sup>4</sup>			
Based on tare weight		Based on L or RL licence fee	
Tare weight	Quebec carrier permit fee L or RL	If L or RL licence costs (not including \$1.00 fee for licence plate)	Carrier permit fee
pounds	dollars	dollars	
3,000 .....	8.00	80.00 or less .....	8.00
3,500 .....	8.00	81.00 - 90.00 .....	11.00
4,000 .....	8.00	91.00 - 100.00 .....	12.00
4,500 .....	8.00	101.00 - 110.00 .....	13.00
		111.00 - 120.00 .....	14.00
		121.00 - 130.00 .....	16.00
5,000 .....	8.00	131.00 - 140.00 .....	18.00
5,500 .....	8.00	141.00 - 150.00 .....	20.00
6,000 .....	11.00	151.00 - 160.00 .....	22.00
6,500 .....	12.00	161.00 - 170.00 .....	24.00
		171.00 - 180.00 .....	26.00
		181.00 - 190.00 .....	28.00
7,000 .....	14.00		
7,500 .....	16.00	191.00 - 200.00 .....	30.00
8,000 .....	18.00	201.00 - 210.00 .....	32.00
8,500 .....	20.00	211.00 - 220.00 .....	34.00
		221.00 - 230.00 .....	36.00
		231.00 - 240.00 .....	38.00
		241.00 - 250.00 .....	42.00
9,000 .....	24.00		
9,500 .....	26.00	251.00 - 260.00 .....	46.00
10,000 .....	28.00	261.00 - 270.00 .....	50.00
10,500 .....	30.00	271.00 - 280.00 .....	54.00
		281.00 - 290.00 .....	58.00
		291.00 - 300.00 .....	62.00
11,000 .....	34.00	301.00 - 310.00 .....	66.00
11,500 .....	36.00	311.00 - 320.00 .....	70.00
12,000 .....	38.00		
12,500 .....	42.00	321.00 - 330.00 .....	74.00
		331.00 - 340.00 .....	78.00
		341.00 - 350.00 .....	82.00
13,000 .....	42.00	351.00 - 360.00 .....	86.00
13,500 .....	42.00	361.00 - 370.00 .....	90.00
		371.00 - 380.00 .....	94.00
14,000 .....	42.00	381.00 or more .....	100.00

<sup>1</sup> No carrier fees.<sup>2</sup> Fees do not apply to a motor carrier who carries on his activities as a carrier of freight for gain with three freight vehicles or less, provided not more than one of such freight vehicles is a motor vehicle or tractor trailer combination having more than two axles.<sup>3</sup> Truck tractors are licensed separately from trailers and semi-trailers. Therefore, it is necessary to combine the fees for each unit to obtain comparable fees.<sup>4</sup> Quebec Transportation Board permit fee is based directly on the cost of the "L" or "RL" licence fee.

**TABLE 10. Annual Licence Fees**  
**BUSES**

Gross vehicle weight	New-found-land <sup>1</sup>	Prince Edward Island <sup>2</sup>	Nova Scotia	Ontario <sup>3</sup>	Alberta <sup>4</sup>	British Columbia <sup>5</sup>
pounds	dollars					
4,000 .....	20.00	18.00	16.00	17.50 <sup>6</sup>	10.00	20.00
6,000 .....	30.00	29.00	23.00	25.00	15.00	30.00
8,000 .....	45.00	46.00	43.00	38.00	25.00	50.00
10,000 .....	65.00	67.00	64.00	57.00	25.00	75.00
12,000 .....	85.00	86.00	89.00	76.00	25.00	95.00
14,000 .....	105.00	100.00	117.00	88.00	35.00	115.00
16,000 .....	140.00	122.00	150.00	101.00	35.00	135.00
18,000 .....	175.00	146.00	187.00	123.00	35.00	155.00
20,000 .....	210.00	182.00	208.00	137.00	35.00	175.00
22,000 .....	230.00	211.00	229.00	173.00	35.00	195.00
24,000 .....	250.00	242.00	250.00	189.00	35.00	215.00
26,000 .....	270.00	275.00	271.00	204.00	35.00	235.00
28,000 .....	290.00	310.00	292.00	221.00	35.00	255.00
30,000 .....	315.00	347.00	313.00	243.00	35.00	280.00
32,000 .....	—	370.00	334.00	267.00	35.00	305.00
34,000 .....	—	393.00	355.00	290.00	35.00	330.00
36,000 .....	—	416.00	376.00	316.00	35.00	355.00
38,000 .....	—	—	—	342.00	35.00	380.00
40,000 .....	—	—	—	369.00	—	405.00
School buses .....	—	1.00	—	—	2.00	2.00
Buses owned by municipality .....	—	1.00	—	2.00 <sup>7</sup>	—	2.00

Tare weight	New Brunswick <sup>8</sup>	Quebec A <sup>9</sup>	Manitoba <sup>4</sup>	Saskatchewan PSV <sup>10</sup>
pounds	dollars			
4,000 .....	92.00	61.00	—	—
5,000 .....	114.00	76.00	—	—
6,000 .....	137.00	91.00	—	—
7,000 .....	194.00	106.00	—	—
8,000 .....	222.00	121.00	—	—
9,000 .....	249.00	136.00	—	—
10,000 .....	277.00	151.00	—	—
11,000 .....	304.00	166.00	—	—
12,000 .....	332.00	181.00	—	—
13,000 .....	359.00	196.00	—	—
14,000 .....	387.00	211.00	—	—
15,000 .....	414.00	226.00	—	—
16,000 .....	442.00	241.00	—	—
17,000 .....	469.00	256.00	—	—
18,000 .....	497.00	271.00	—	—
19,000 .....	524.00	286.00	—	—
20,000 .....	538.00	301.00	—	—

See footnotes at end of table.

TABLE 10. Annual Licence Fees — Concluded  
BUSES

Tare weight	New Brunswick <sup>8</sup>	Quebec A <sup>9</sup>	Manitoba <sup>4</sup>	Saskatchewan PSV <sup>10</sup>
pounds	dollars			
Wheel base (inches):				
100 .....	—	—	9.00	—
110 .....	—	—	14.00	—
120 .....	—	—	19.00	—
130 .....	—	—	24.00	—
140 .....	—	—	29.00	—
150 .....	—	—	34.00	—
160 .....	—	—	39.00	—
170 .....	—	—	44.00	—
180 .....	—	—	49.00	—
190 .....	—	—	54.00	—
200 .....	—	—	59.00	—
210 .....	—	—	64.00	—
220 .....	—	—	69.00	—
230 .....	—	—	74.00	—
240 .....	—	—	79.00	—
250 .....	—	—	84.00	—
Passenger seating capacity:				
8 .....	—	—	—	125.00
15 .....	—	—	—	175.00
25 .....	—	—	—	250.00
25 and over .....	—	—	—	350.00
School buses .....	27.00	2.50	—	—
Buses owned by municipality .....	2.00 <sup>11</sup>	—	—	—

<sup>1</sup> Vehicle weight is based on manufacturers' maximum gross weight.

<sup>2</sup> Includes \$1.00 for licence plates and \$1.00 for annual certificate of registration. (Fee for initial registration certificate is \$3.50). Gross vehicle weight is based on unladen weight plus 140 lbs. for each passenger seat.

<sup>3</sup> Gross vehicle weight is based on the unladen weight plus the carrying capacity determined by multiplying the seating capacity by 135 lbs. The carrying capacity of a school bus is determined by multiplying the seating capacity by 90 lbs.

<sup>4</sup> Unsatisfied Judgment Fund fees of 50 cents in Manitoba and \$1.00 in Alberta, payable each year with vehicle licence fee, are not included.

<sup>5</sup> Initial year registration fee of \$5.00 is not included in fees shown. Gross vehicle weight is calculated at net weight plus 175 lbs. for each passenger seat and driver.

<sup>6</sup> Fee for the minimum gross vehicle weight of 5,000 lbs.

<sup>7</sup> Excludes motor buses operated by a commission on behalf of a municipality (must pay full fee).

<sup>8</sup> The fees for a Public Passenger Bus shall be based on its unladen weight after deducting 300 lbs. for gas, oil and spare tires.

<sup>9</sup> Fees shown include \$1.00 for licence plates. If the motor vehicle is propelled by any power other than gasoline, the commercial licence fee is increased by thirty cents for every hundred pounds or fraction thereof (tare weight).

<sup>10</sup> Where the operations of a passenger motor vehicle are to be confined to a route within fifteen miles of its headquarters, the annual licence fee shall be reduced by half.

<sup>11</sup> Annual fee payable for the registration of buses operating under a franchise granted by a municipality or by one or more adjoining municipalities, and only within the said municipality or municipalities.



**TABLE 11. Annual Carrier (For-hire) Licence Fees and Taxes**  
**BUSES**

No.		Newfoundland	Prince Edward Island	Nova Scotia
		dollars		
	Carrier licensing fees:			
1	Flat fee .....	—	—	10.00
	Seating capacity fee:			
2	12 seats .....	—	—	—
3	15 " .....	—	—	—
4	20 " .....	—	—	—
5	25 " .....	—	—	—
6	30 " .....	—	—	—
7	35 " .....	—	—	—
8	40 " .....	—	—	—
9	45 " .....	—	—	—
10	50 " .....	—	—	—
	Based on "A" licence fee: <sup>1</sup>			
11	\$ 80 .....	—	—	—
12	100 .....	—	—	—
13	120 .....	—	—	—
14	140 .....	—	—	—
15	160 .....	—	—	—
16	180 .....	—	—	—
17	200 .....	—	—	—
18	220 .....	—	—	—
19	240 .....	—	—	—
20	260 .....	—	—	—
21	280 .....	—	—	—
22	300 .....	—	—	—
23	320 .....	—	—	—
24	340 .....	—	—	—
25	360 .....	—	—	—
26	380 .....	—	—	—
	Mileage taxes:			
27	Seat mile .....	—	1/25¢ per seat mile	1/25¢ per seat mile
28	Hard surfaced roads outside city .....	—	—	—
29	Gravel roads outside city .....	—	—	—
30	Class A highway .....	—	—	—
31	Class B highway .....	—	—	—
	Ton mile: <sup>2</sup>			
32	12 seats or less .....	—	—	—
33	More than 12 seats .....	—	—	—
34	Certificate fee for route operated .....	—	—	—

<sup>1</sup> Fee is based on a minimum of \$50.00 for up to 12 seats and \$2.00 for each additional seating space in excess of 12.

<sup>2</sup> Fee is based on authorized seated carrying capacity (excluding driver). Up to five passengers \$24.00, six to ten \$30.00, eleven to twenty \$48.00, over twenty passengers \$72.00.



TABLE 11. Annual Carrier (For-hire) Licence Fees and Taxes  
BUSES

New Brunswick	Quebec	Ontario	Manitoba <sup>1</sup>	Saskatchewan	Alberta	British Columbia <sup>2</sup>	No.
dollars							
-	-	-	-	-	-	-	1
-	-	-	50.00	-	-	48.00	2
-	-	-	56.00	-	-	48.00	3
-	-	-	66.00	-	-	48.00	4
-	-	-	76.00	-	-	72.00	5
-	-	-	86.00	-	-	72.00	6
-	-	-	96.00	-	-	72.00	7
-	-	-	106.00	-	-	72.00	8
-	-	-	116.00	-	-	72.00	9
-	-	-	126.00	-	-	72.00	10
-	8.00	-	-	-	-	-	11
-	12.00	-	-	-	-	-	12
-	14.00	-	-	-	-	-	13
-	18.00	-	-	-	-	-	14
-	22.00	-	-	-	-	-	15
-	26.00	-	-	-	-	-	16
-	30.00	-	-	-	-	-	17
-	34.00	-	-	-	-	-	18
-	38.00	-	-	-	-	-	19
-	46.00	-	-	-	-	-	20
-	54.00	-	-	-	-	-	21
-	62.00	-	-	-	-	-	22
-	70.00	-	-	-	-	-	23
-	78.00	-	-	-	-	-	24
-	86.00	-	-	-	-	-	25
-	94.00	-	-	-	-	-	26
-	-	-	-	-	-	-	27
-	-	-	-	-	1/15¢ per passenger seat mile	-	28
-	-	-	-	-	2/45¢ per passenger seat mile	-	29
-	-	1/20¢ per passenger seat mile	-	-	-	-	30
-	-	1/30¢ per passenger seat mile	-	-	-	-	31
-	1/12¢ per ton mile	-	-	-	-	-	32
-	1/10¢ per ton mile	-	-	-	-	-	33
-	-	-	-	-	1.00	-	34

<sup>1</sup> Quebec Autobus "A" licence actually increases at intervals of \$10.00 (list shown is not in full detail).

<sup>2</sup> Ton miles are obtained by: (a) adding to the weight of the vehicle its capacity calculated at the rate of 150 lbs. for each place, that of the chauffeur included, (b) converting these two weights into tons and fraction thereof, and (c) multiplying these latter by the number of miles covered during a given period.

**FEES AND TAXES FOR SELECTED MOTOR VEHICLES**  
**TABLE 12. Private Passenger Cars and Public Intercity Buses**

No.	Class of vehicle	Private—small passenger car			Private—medium passenger car		
		Annual licence fee	Est. annual fuel tax (gasoline)	Total	Annual licence fee	Est. annual fuel tax (gasoline)	Total
		dollars					
		Province					
1	Horse power .....		14.7			30.4	
2	Cylinders .....		4			6	
3	Wheel base ..... ins.		94.5			115	
4	Tare weight ..... lbs.		1,770			3,300	
5	Gross vehicle weight ..... "		—			—	
6	Seating capacity .....		4			5	
	Assumed:						
7	Annual mileage travelled .....		8,000			8,000	
8	Average miles per gallon .....		30			20	
9	Annual motor fuel consumption ..... gals.		267			400	
10	Annual seat miles .....		—			—	
		Annual licence fee	Est. annual fuel tax (gasoline)	Total	Annual licence fee	Est. annual fuel tax (gasoline)	Total
		dollars					
		Province					
11	Newfoundland .....	18.00	50.73	68.73	18.00	76.00	94.00
12	Prince Edward Island <sup>2</sup> .....	12.00	42.72	54.72	18.50	64.00	82.50
13	Nova Scotia <sup>3</sup> .....	11.00	45.39	56.39	21.00	68.00	89.00
14	New Brunswick .....	12.50	40.05	52.55	21.50	60.00	81.50
15	Quebec <sup>4</sup> .....	13.60	34.71	48.31	24.10	52.00	76.10
16	Ontario <sup>7</sup> .....	15.00	34.71	49.71	15.00	52.00	67.00
17	Manitoba <sup>9</sup> .....	9.00	29.37	38.37	16.50	44.00	60.50
18	Saskatchewan .....	10.00	32.04	42.04	15.00	48.00	63.00
19	Alberta <sup>9</sup> .....	10.00	26.70	36.70	15.00	40.00	55.00
20	British Columbia <sup>11</sup> .....	10.80	26.70	37.50	22.50	40.00	62.50

<sup>1</sup> Gross vehicle weight varies according to method used by each province to compute it. (See footnotes Table 10).

<sup>2</sup> Annual licence fees include \$1.00 for licence plates and \$1.00 for annual registration certificate. (Fee for initial registration certificate is \$3.50).

<sup>3</sup> Initial registration fee of \$2.00 is not included. Carrier fees and taxes shown are based on \$10.00 licensing fee plus a seat mile tax calculated by multiplying estimated seat miles shown above by 1/30¢.

<sup>4</sup> Annual licence fees shown include \$1.00 for licence plates.

<sup>7</sup> Amount shown is based on Quebec Transportation Board carrier permit fee (Table 11) plus a tax based on annual mileage shown above and calculated as explained in footnote 4, Table 11.

<sup>11</sup> If the motor vehicle is propelled by any power other than gasoline, the commercial licence fee is increased by the sum of thirty cents for every hundred pounds thereof (tare weight).

**FEES AND TAXES FOR SELECTED MOTOR VEHICLES**  
**TABLE 12. Private Passenger Cars and Public Intercity Buses**

Private — large passenger car			Public intercity medium bus (gasoline)				Public intercity large bus (diesel)				No.
51.2			33.75				40.81				1
8			8				8				2
127.5			153				240				3
4,500			11,500				14,000				4
—			16,000 <sup>1</sup>				20,000 <sup>1</sup>				5
6			30				40				6
8,000			35,000				45,000				7
15			6				7				8
533			5,833				6,429				9
—			1,050,000				1,800,000				10
Annual licence fee	Est. annual fuel tax (gasoline)	Total	Annual licence fee	Additional carrier fee and taxes	Est. annual fuel tax (gasoline)	Total	Annual licence fee	Additional carrier fee and taxes	Est. annual fuel tax (diesel)	Total	
dollars											
18.00	101.27	119.27	140.00	—	1,108.27	1,248.27	210.00	—	1,221.51	1,431.51	11
24.50	85.28	109.78	122.00	420.00	933.28	1,475.28	182.00	720.00	1,028.64	1,930.64	12
29.00	90.61	119.61	150.00	360.00	991.61	1,501.61	208.00	610.00	1,092.93	1,910.93	13
29.00	79.95	108.95	304.00	—	874.95	1,178.95	387.00	—	964.35	1,351.35	14
32.50	69.29	101.79	173.50	308.63 <sup>9</sup>	758.29	1,240.42	253.00 <sup>6</sup>	499.38 <sup>9</sup>	835.77	1,588.15	15
25.00	69.29	94.29	101.00	437.50 <sup>8</sup>	758.29	1,296.79	137.00	750.00 <sup>8</sup>	1,189.37	2,076.37	16
24.00	58.63	82.63	39.00	86.00	641.63	766.63	79.00	106.00	707.19	892.19	17
20.00	63.96	83.96	350.00	—	699.96	1,049.96	350.00	—	771.48	1,121.48	18
20.00	53.30	73.30	35.00	554.17 <sup>10</sup>	583.30	1,172.47	35.00	950.00 <sup>10</sup>	642.90	1,627.90	19
31.50	53.30	84.80	135.00	72.00	583.30	790.30	175.00	72.00	771.48	1,018.48	20

<sup>7</sup> Unsatisfied Judgment Fund fee of \$5.00, payable if vehicle is not insured, is not included.

<sup>8</sup> Fees shown are based on half the estimated passenger seat miles shown above calculated at Class A Highway rates and the other half at Class B Highway rates (See Table 11).

<sup>9</sup> Unsatisfied Judgment Fund fees of 50 cents in Manitoba and \$1.00 in Alberta are not included.

<sup>10</sup> Carrier fees based on estimated seat miles shown above and calculated as follows: Five per cent of seat miles estimated to be inside cities and therefore not taxable. Remaining seat miles were divided equally between hard surfaced roads at 1/15¢ per passenger seat mile and gravel surfaced roads at 2/45¢.

<sup>11</sup> Initial year registration fees of \$1.00 for cars and \$5.00 for buses are not included in fees shown.

**FEES AND TAXES FOR SELECTED MOTOR VEHICLES**  
**TABLE 13. For-hire Intercity Trucks and Tractor Trailer Combinations**

No.	Class of vehicle	Small truck			
1	Tare weight .....	lbs.	5,500		
2	Gross vehicle weight .....	"	12,000		
3	No. of axles .....		2		
	Assumed:				
4	Annual mileage travelled .....		10,000		
5	Average miles per gallon .....		9.4		
6	Annual motor fuel consumption .....	gals.	1,064		
7	Annual ton miles .....		18,000		
		Annual licence fee	Additional carrier fees and taxes	Estimated annual fuel tax (gasoline)	Total
	<b>Province</b>	dollars			
8	Newfoundland .....	85.00	—	202.16	287.16
9	Prince Edward Island <sup>1</sup> .....	86.00	20.00	170.24	276.24
10	Nova Scotia <sup>4</sup> .....	89.00	15.00	180.88	284.88
11	New Brunswick .....	86.00	20.00	159.60	265.60
12	Quebec .....	76.00	26.00 <sup>5</sup>	138.32	240.32
13	Ontario <sup>6</sup> .....	88.00	36.00	138.32	262.32
14	Manitoba <sup>7</sup> .....	120.00	—	117.04	237.04
15	Saskatchewan <sup>8</sup> .....	150.00	—	127.68	277.68
16	Alberta <sup>9</sup> .....	85.00	—	106.40	191.40
17	British Columbia <sup>10</sup> .....	95.00	30.00	106.40	231.40
		Tractor (gasoline)	Semi-trailer	Combination	
	<b>Class of vehicle</b>				
18	Tare weight .....	lbs.	8,500	7,000	15,500
19	Gross vehicle weight .....	"	20,000	16,000	36,000
20	No. of axles .....		2	1	3
	Assumed:				
21	Annual mileage travelled .....		36,000		
22	Average miles per gallon .....		5.6		
23	Annual motor fuel consumption .....	gals.	6,429		
24	Annual ton miles .....		170,000		
		Annual licence fee	Additional carrier fees and taxes	Estimated annual fuel tax (gasoline)	Total
	<b>Province</b>	dollars			
25	Newfoundland .....	405.00 <sup>1</sup>	—	1,221.51	1,626.51
26	Prince Edward Island <sup>2</sup> .....	416.00	35.00	1,028.64	1,479.64
27	Nova Scotia <sup>4</sup> .....	358.00	48.00	1,092.93	1,498.93
28	New Brunswick .....	416.00	30.00	964.35	1,410.35
29	Quebec .....	264.50	220.00 <sup>3</sup>	835.77	1,320.27
30	Ontario <sup>6</sup> .....	271.00	113.00	835.77	1,219.77
31	Manitoba <sup>7</sup> .....	480.00	—	707.19	1,187.19
32	Saskatchewan <sup>8</sup> .....	465.00	—	771.48	1,236.48
33	Alberta <sup>9</sup> .....	460.00	—	642.90	1,102.90
34	British Columbia <sup>10</sup> .....	355.00	48.00	642.90	1,045.90

<sup>1</sup> Special permit required.

<sup>2</sup> Based on maximum gross vehicle weight allowed of 48,000 lbs.

<sup>3</sup> Annual licence fees include \$1.00 for licence plates and \$1.00 for annual registration certificate. (Fee for initial registration certificate is \$3.50).

<sup>4</sup> Initial registration fee of \$2.00 is not included.

<sup>5</sup> Based on Quebec Transportation Board carrier permit fee shown in Table 11 plus a ton mile tax calculated from estimated annual ton miles shown above multiplied by 1/10¢.

<sup>6</sup> The highest carrier fee has been used for these examples. See Table 9.

<sup>7</sup> Public Service Vehicle annual licence fees have been used for these examples. (Unsatisfied Judgment Fund fee of 50 cents is not included).



## FEES AND TAXES FOR SELECTED MOTOR VEHICLES

TABLE 13. For-hire Intercity Trucks and Tractor Trailer Combinations

Medium truck				Large truck				No.
8,500 20,000 2				16,500 32,000 3				1 2 3
12,000 8.1 1,481 28,000				24,000 5.0 4,800 90,000				4 5 6 7
Annual licence fee	Additional carrier fees and taxes	Estimated annual fuel tax (gasoline)	Total	Annual licence fee	Additional carrier fees and taxes	Estimated annual fuel tax (gasoline)	Total	
dollars								
210.00	—	281.39	491.39	345.00 <sup>1,2</sup>	—	912.00	1,257.00	8
182.00	20.00	236.96	438.96	370.00	25.00	768.00	1,163.00	9
208.00	30.00	251.77	489.77	334.00	30.00	816.00	1,180.00	10
192.00	20.00	222.15	434.15	370.00	25.00	720.00	1,115.00	11
151.00	48.00	192.53	391.53	251.00	132.00 <sup>3</sup>	624.00	1,007.00	12
179.00	65.00	192.53	436.53	391.00	120.00	624.00	1,135.00	13
240.00	—	162.91	402.91	420.00	—	528.00	948.00	14
250.00	—	177.72	427.72	405.00	—	576.00	981.00	15
160.00	—	148.10	308.10	320.00	—	480.00	800.00	16
175.00	48.00	148.10	371.10	305.00	48.00	480.00	833.00	17
Tractor (diesel)		Semi-trailer		Combination				
10,000 24,000 2		9,000 26,000 2		19,000 50,000 4				18 19 20
		50,000 6.3 7,937 400,000						21 22 23 24
Annual licence fee	Additional carrier fees and taxes	Estimated annual fuel tax (diesel)		Total				
dollars								
450.00 <sup>1,2</sup>	—	1,508.03		1,958.03				25
577.00	40.00	1,269.92		1,886.92				26
521.00	48.00	1,349.29		1,918.29				27
577.00	40.00	1,190.55		1,807.55				28
409.00 <sup>11</sup>	500.00 <sup>3</sup>	1,031.81		1,940.81				29
430.00	187.50	1,468.35		2,085.85				30
765.00	—	873.07		1,638.07				31
750.00	—	952.44		1,702.44				32
580.00	—	793.70		1,373.70				33
530.00	48.00	952.44		1,530.44				34

TABLE 14. Driver's Licence and Unsatisfied Judgment Fund Fees

	New-found-land	Prince Edward Island	Nova Scotia	New Brunswick	Quebec	Ontario	Manitoba	Saskatchewan	Alberta	British Columbia
Operator's licence:										
Fee .....	\$ 3.00	1.00	1.00	4.00	2.50	1.00	2.00	1.00	5.00	5.00 <sup>1</sup>
Term .....	1 year	1 year	1 year	2 years	1 year	1 year	2 years	1 year	5 years	5 years
Chauffeur's licence:										
Fee .....	\$ <sup>2</sup>	2.50	5.00	4.00	2.50	1.00 <sup>3</sup>	4.00	3.00	<sup>2</sup>	3.00 <sup>4</sup>
Term .....	—	1 year	1 year	2 years	1 year	1 year	2 years	1 year	—	1 year
Unsatisfied Judgment Fund fee:										
Based on:										
(a) Operator's licence .....	\$ —	1.00	—	2.00 <sup>5</sup>	—	1.00	—	—	—	—
(b) Chauffeur's licence .....	\$ —	1.00	—	2.00	—	1.00	—	—	—	—
(c) Motor vehicle licence \$	<sup>6</sup>	—	<sup>6</sup>	—	—	<sup>7</sup>	.50	—	1.00	<sup>6</sup>

<sup>1</sup> Driver's licence fee shown applies to persons 21 years and over. Other fees for a one year period are as follows: 16 years \$6.00, 17 years \$5.00, 18 years \$4.00, 19 years \$3.00, 20 years \$2.00.

<sup>2</sup> No separate licence.

<sup>3</sup> Chauffeur's licence shown applies to annual renewal. Original chauffeur's licence fee is \$2.00.

<sup>4</sup> Chauffeur's licence fee shown applies to a Class "A" licence which entitles the holder to drive and operate every kind of motor vehicle. Other fees as follows: Class "B" \$2.00 which entitles the holder to drive and operate any motor vehicle having a seating capacity not exceeding nine passengers, inclusive of the driver, and any motor vehicle used exclusively in the transporting of personal property. Class "C" \$1.00 which entitles the holder to drive and operate any motor vehicle used exclusively in the transporting of personal property.

<sup>5</sup> Unsatisfied Judgment Fund fee shown is for a two year term.

<sup>6</sup> No Unsatisfied Judgment Fund fees. Fund maintained by insurance companies.

<sup>7</sup> Unsatisfied Judgment Fund fee of \$5.00 if vehicle is not insured.

**APPENDIX A**  
**Explanation of Licence Symbols**

Province	Licence symbol	Explanation
Quebec:	L	Public carrier trucks and tractors.
	RL	Public carrier trailers.
	F	Private commercial trucks and tractors.
	N	Farm trucks.
	A	Bus.
Ontario:		<b>Public Commercial Vehicle Classes</b>
	A	Between places on King's Highway and other places named in licence.
	B	From or to home terminal not on King's Highway or between places not on the King's Highway.
	C	Only one person's goods at a time and only on a continuous trip from or to the place or places named in the licence.
	D	For the transportation of goods to or from the person named in the licence or operated exclusively for the transportation of a particular type of goods or class of freight designated in the licence.
	E	Exclusively for the transportation of milk and cream.
	F	Exclusively for the transportation of specific materials named in licence. (e.g. live-stock, sand, gravel, stone, cement, etc.)
	FS	Exclusively for the transportation of supplies named in licence for farm use (within area defined).
	H	For carriage of used furniture.
	K	Exclusively for the transportation of heavy equipment requiring special devices.
Manitoba:	FT	Farm truck.
	T	Trucks operated in or within a 15 mile radius of an urban area.
	CT	Private truck operated on intercity routes.
	PSV	Public service truck operated on intercity routes.
Saskatchewan:	A	Public service trucks transporting any commodity (unless restricted) for compensation on a defined route or in a particular area according to certificate.
	C	Commercial trucks transporting specified commodities in defined areas.
	D	Commercial trucks transporting specified commodities not in defined areas.
	E	Public service trucks transporting specified commodities for compensation provincially.
	F	Farm truck.
	PSV	Public service (passenger) bus.
Alberta:	F	Farm truck.
	C	Public service truck operated in or within a 5 mile radius of point of registration or, as a personal conveyance, provincially.
	E	Public service trucks used for hauling specified commodities.
	PS	Public service truck operated intercity.
	CV	Commercial truck operated intercity.
	X	Commercial truck operated in or within a radius of 5 miles from point of registration, or provincially as a personal conveyance or in connection with a trade with 500 lbs. limit for tools.

## APPENDIX A

## Explanation of Licence Symbols — Concluded

Province	Licence symbol	Explanation
British Columbia:		<b>Motor Carrier Licences</b>
	E	Limited freight vehicle operated under a limited number of contracts or agreements.
	G	Public freight vehicle operated on schedule on routes or between fixed termini.
	H	Public freight vehicle not operated on schedule nor regular routes.
	J	Public freight vehicle (combinations of G and H).









STATISTICS CANADA LIBRARY  
BIBLIOTHÈQUE STATISTIQUE CANADA



1010701260