

C.2
CATALOGUE No.

53-217

ANNUAL

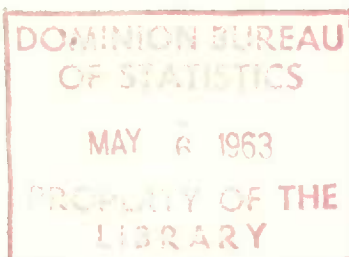


THE MOTOR VEHICLE

1962

PART I

RATES AND REGULATIONS



DOMINION BUREAU OF STATISTICS

DOMINION BUREAU OF STATISTICS
Public Finance and Transportation Division
Transportation Section

THE MOTOR VEHICLE
1962

PART I
RATES AND REGULATIONS

Published by Authority of
The Minister of Trade and Commerce

April 1963
8504-520

Price 75 cents

Reports Published by the
Public Finance and Transportation Division
dealing with

ROAD TRANSPORT

Catalogue number	Title	Price per copy
Periodical		
53-001	Motor Vehicle Traffic Accidents—quarterly (approx. 31 pp.) Number of accidents, persons killed and injured, property damage, time, place, road conditions, etc., by province. (A condensed monthly report of motor vehicle traffic accidents is published as a release in the Dominion Bureau of Statistics Daily Bulletin) (\$2 a year)	.50
53-002	Passenger Bus Statistics—Intercity and Rural—Bil. monthly (approx. 4 pp.) Number of companies, passengers carried, vehicle miles run, fuel consumed, revenue, by province (\$1 a year)	.10
53-003	Urban Transit—Bil. monthly (approx. 4 pp.) Number of companies, passengers carried, vehicle miles run, fuel consumed, and revenue by electric car, trolley coach and motor bus, by province (\$1 a year)	.10
53-004	Motor Transport Traffic: National Estimates—quarterly (approx. 12 pp.) Mileage, ton miles and weight of goods carried by commodity for for-hire and private intercity carriers (\$2 a year)	.50
Annual		
53-201	Road and Street Mileage and Expenditure (approx. 15 pp.) Road and street mileages, construction, maintenance and administration expenditures on highways, bridges, ferries and urban streets, by province50
53-202	International Toll Bridges, Tunnels and Ferries (approx. 12 pp.) Investment, revenues, expenses, traffic, employees, salaries and wages and accidents with list of facilities50
53-206	Motor Vehicle Traffic Accidents (approx. 71 pp.) Number of accidents, persons killed and injured, property damage, time, place, road conditions, etc., by province75
53-215	Passenger Bus Statistics (approx. 14 pp.) Number of companies, investment, operating revenues and expenses, employees, salaries and wages, equipment, traffic and accidents, by province50
53-216	Urban Transit (approx. 20 pp.) Investment, revenues, expenses, passengers carried, vehicle miles run, fuel consumed, by electric car, trolley coach and motor bus; equipment, accidents, employees, salaries and wages by province50
53-217	The Motor Vehicle: Part I—Rates and Regulations (approx. 40 pp.) Size, weight and safety regulations, reciprocal highway agreements, fees, taxes and motor carrier regulations, and gasoline tax rate review, by province75
53-218	The Motor Vehicle: Part II—Motive Fuel Sales (approx. 10 pp.) Gross and net sales of gasoline and net sales of diesel oil50
53-219	The Motor Vehicle: Part III—Registrations (approx. 14 pp.) Registrations by type of vehicle, by provinces and municipalities50
53-220	The Motor Vehicle: Part IV—Revenues (approx. 11 pp.) Provincial government revenues from registrations and gasoline taxes; and unsatisfied judgment fund data, by province50
53-221	Moving and Storage, Household Goods (approx. 12 pp.) Number of companies, investment, operating revenues and expenses, employees, salaries and wages, storage space and equipment, by province50
53-222	Motor Carriers—Freight (Common and Contract)—Part I Classes 1 and 2 (approx. 32 pp.) Number of companies, investment, operating revenues and expenses, employees, salaries and wages, equipment and accidents, by province, by revenue class and by type of operation50
53-223	Motor Carriers—Freight (Common and Contract)—Part II Classes 3 and 4 (approx. 16 pp.) See above for description50

Motor Transport Traffic

Each of the following series of eight annual reports provides statistics on mileage, fuel consumption, truck capacity, goods carried, ton miles, revenues and number of trucks by type of operation and gross vehicle weight group.

53-207	Motor Transport Traffic: National Estimates (approx. 30 pp.)50
53-208	Motor Transport Traffic: Atlantic Provinces (approx. 18 pp.)50
53-209	Motor Transport Traffic: Quebec (approx. 12 pp.)50
53-209F	Transport routiers de marchandises: Québec (approx. 12 pp.)50
53-210	Motor Transport Traffic: Ontario (approx. 13 pp.)50
53-211	Motor Transport Traffic: Manitoba (approx. 13 pp.)50
53-212	Motor Transport Traffic: Saskatchewan (approx. 13 pp.)50
53-213	Motor Transport Traffic: Alberta (approx. 14 pp.)50
53-214	Motor Transport Traffic: British Columbia (approx. 13 pp.)50

Subscription orders should be sent to the Publications Distribution Unit, Financial Control Section, Dominion Bureau of Statistics, Ottawa, Canada, with enclosed remittances made payable to the Receiver General of Canada.

TABLE OF CONTENTS

	Page
Introduction	5
Table	
1. Size and Weight Regulations	6
2. Safety Regulations	10
3. Reciprocal Highway Agreements for Trucking Licence Fees	16
4. Provincial Truck Regulations	18
5. Provincial Bus Regulations	20
6. Taxes on Gasoline and Other Motive Fuels	22
7. Passenger Cars — Annual Licence Fees	28
8. Trucks — Annual Commercial Licence Fees	29
9. Trucks — Annual Carrier (For-hire) Licence Fees	31
10. Buses — Annual Licence Fees	33
11. Buses — Annual Carrier (For-hire) Licence Fees and Taxes	35
12. Fees and Taxes for Selected Motor Vehicles — Private Passenger Cars and Public Intercity Buses	36
13. Fees and Taxes for Selected Motor Vehicles — For-hire Intercity Trucks and Tractor Trailer Combinations	38
14. Drivers' Licence and Unsatisfied Judgment Fund Fees	40
Appendix "A" Explanation of Licence Symbols	41

INTRODUCTION

The present publication represents one part of a set of four which comprise "The Motor Vehicle" report. These parts are sub-titled as follows:

Part I - "Rates and Regulations"	53-217
Part II - "Motive Fuel Sales"	53-218
Part III - "Registrations"	53-219
Part IV - "Revenues"	53-220

Part I - "Rates and Regulations" contains all information available regarding commercial motor vehicle regulations; tax and licence fee rates, reciprocal highway agreements; size, weight and safety regulations and a historical review of gasoline and other motive fuel taxes, by provinces.

Part II - "Motive Fuel Sales" contains gross and net sales of gasoline and net sales of diesel oil, by provinces and by months.

Part III - "Registrations" includes provincial registrations of the main classes of motor vehicles; a historical table of total registrations and registrations, by county and municipality.

Part IV - "Revenues" shows provincial government revenues from the main classes of motor vehicles and from motive fuel taxes together with a historical table of these revenues as well as unsatisfied judgment fund data.

Rates and Regulations

The size, weight and safety regulations, reciprocal highway agreements, provincial truck regulations, motive fuel taxes and motor vehicle licence fees shown in this publication are those in effect at December 31, 1962, except where otherwise noted.

Nova Scotia was the only province in Canada to raise the maximum permitted gross vehicle weight for various truck and road tractor combinations in 1962. The increase was from 70,000 lbs. to 74,000 lbs.

The problems of reciprocal highway agreements for trucking licence fees were brought nearer to solution in 1962 with the signing of a number of new agreements. Most of these agreements were based on full free reciprocity for certain vehicles including most of those of less than 6,000 lbs. gross vehicle weight, while trucks over this weight paid the full fee in their home province and \$10.00 per ton in the province extending reciprocity. Agreements along these lines were signed by Ontario with New Brunswick, Manitoba, Saskatchewan and Alberta. Saskatchewan and Alberta also agreed to reciprocate on a similar basis. At the same time British Columbia entered into its first reciprocal highway pact. This was on a pro-rationing basis with 15 Western States. Under this type of agreement portions of a truck's licence fee paid in its home province are given to reciprocating jurisdictions on the basis of mileage travelled within their territory.













In 1962, Quebec raised the tax rate on diesel oil, and the Yukon increased the tax on gasoline whereas the Northwest Territories levied a higher tax on both. A tax differential now exists on diesel fuel in eight provinces, with only Newfoundland, Prince Edward Island and the Yukon Territory levying the same rate of tax on all motive fuels. In contrast to other jurisdiction, however, the Northwest Territories imposed a higher tax rate on gasoline than diesel oil. Newfoundland and Nova Scotia had the highest tax rate on gasoline at 19 cents per gallon while the latter also levied the largest tax in the country on diesel oil at 27 cents per gallon.

When using the tables containing provincial licence fees, it should be noted that the weight groupings shown are not necessarily indicative of those adopted by the provinces for regulatory purposes. Weights (and other measures of size) were chosen to form a basis of comparison between the fees levied by the various provinces for the specific weight shown. The fees contained herein do not necessarily extend over a whole weight group.

While maximum annual fees are presented in almost all provinces, reductions in fees are available where licences are requested for some minimum period after the start of a new licence year. It should also be noted that the tractor trailer combination examples in Table 13 are based on hypothetical link-up patterns and are not intended to be typical nor to show the maximum gross vehicle weight of a trailer which a tractor of a particular gross vehicle weight can pull.

March 5, 1963.

TABLE 1. Size and Weight Regulations for Motor Vehicles














No.			Newfound- land	Prince Edward Island	New Scotia
Size limits					
1	Overall length—Bus	ft.	N.S.	33	40
2	" " —Truck	"	N.S.	33	40
3	" " —Semi-Trailer	"	N.S.	33	40
4	" " —Trailer	"	N.S.	33	40
5	" " —Combinations	"	N.S.	85	65—or more by special permit
6	Maximum width	in.	96	96	96
7	Maximum height	"	150	174	156
8	Trailing units permitted	No.	1	Limited only by length of train	1
9	Tandem axle spacing—Minimum	in.	N.S.	N.S.	48
Practical gross weight limits					
Trucks and combinations:					
10	2-axle truck	lb.	 24,000	26,000 ³ 22,000 ⁶	24,000 ⁴
11	3-axle truck	"	 30,000 (36,000 under special permit)	40,000 ³ 36,000 ⁶	38,000 (tandem axle 32,000 lbs.)
12	2-axle truck and one 2-axle full trailer	"	 N.S.	60,000 ³ 54,000 ⁶	N.P.
13	2-axle truck and two 2-axle full trailers	"	 N.P.	N.P.	N.P.
14	2-axle truck and one 3-axle full trailer	"	 N.S.	60,000 ³ 54,000 ⁶	N.P.
15	2-axle truck and two 3-axle full trailers	"	 N.P.	N.P.	N.P.
16	2-axle truck, 3-axle full trailer and 2-axle full trailer	"	 N.P.	N.P.	N.P.
17	3-axle truck and 2-axle full trailer	"	 58,000	60,000 ³ 54,000 ⁶	N.P.
18	3-axle truck and two 2-axle full trailers	"	 N.P.	N.P.	N.P.
19	3-axle truck and 3-axle full trailer	"	 N.S.	60,000 ³ 54,000 ⁶	N.P.
20	3-axle truck and two 3-axle full trailers	"	 N.P.	N.P.	N.P.
21	3-axle truck, 3-axle full trailer and 2-axle full trailer	"	 N.P.	N.P.	N.P.

For footnotes see pages 8 and 9.

TABLE 1. Size and Weight Regulations for Motor Vehicles

New Brunswick	Quebec	Ontario	Manitoba	Saskatchewan	Alberta	British Columbia	No.
35	40	40	40	35	35 ft. wheel base	35	1
35	35	33	40	35		35	2
35	35	Combination not to exceed 50 ft.	60	60—tractor and semi-trailer		35	3
35	35	33	N.S.	35		35 (40 on certain highways)	4
60 ¹	50	50	60	60	60	50 (60 on certain highways)	5
96	96	96	96	96	96	96—Loads of hay etc. up to 120 in.	6
150	150	162	162	162	150 (Where bridges and underpasses permit—162)	150 (162 on certain highways)	7
1	1	Combination not to exceed 50 ft.	1	N.S.	1 ²	1 (2 on certain highways)	8
N.S.	N.S.	N.S.	40	N.S.	42	N.S.	9
28,000 ¹ 22,000 ²	28,000 ³	28,000	Weight based on axle loading only	26,000	24,000, 27,000 (Determined by design of vehicle)	28,000	10
40,000 ¹ 32,000 ²	40,000 ³ (32,000 with donkey type 3rd axle)	42,000		40,000	38,000, 41,000 (Determined by design of vehicle)	40,000	11
54,000 ¹ 48,000 ² 50,000 ³	80,000 ³	56,000		58,000 ⁴	56,000 (on specified highways)	61,600 (67,800 on specified highways)	12
N.P.	N.P.	84,000		72,000 ⁵	N.P.	73,300 (76,000 on specified highways)	13
60,000 ¹ 54,000 ² 70,000 ³	70,000 ³	70,000	44,000 ⁶ (72,000)	72,000 ⁵	72,000 (on specified highways)	61,600 (67,800 on specified highways)	14
N.P.	N.P.	112,000	N.P.	72,000 ⁵	N.P.	73,300 (76,000 on specified highways)	15
N.P.	N.P.	98,000	N.P.	72,000 ⁵	N.P.	73,300 (76,000 on specified highways)	16
60,000 ¹ 54,000 ² 70,000 ³	70,000 ³	70,000	44,000 ⁶ (72,000)	72,000 ⁵	72,000 (on specified highways)	61,600 (67,800 on specified highways)	17
N.P.	N.P.	98,000	N.P.	72,000 ⁵	N.P.	73,300 (76,000 on specified highways)	18
60,000 ¹ 54,000 ² 70,000 ³	70,000 ³	84,000	44,000 ⁶ (72,000)	72,000 ⁵	72,000 (on specified highways)	64,800 (69,500 on specified highways)	19
N.P.	N.P.	126,000	N.P.	72,000 ⁵	N.P.	73,300 (76,000 on specified highways)	20
N.P.	N.P.	112,000	N.P.	72,000 ⁵	N.P.	73,300 (76,000 on specified highways)	21

TABLE 1. Size and Weight Regulations for Motor Vehicles — Concluded

No.			Newfound- land	Prince Edward Island	Nova Scotia
Practical gross weight limits — Concluded					
Tractors and combinations:					
22	2-axle tractor and 1-axle semi-trailer lb.		46,000 (under special permit)	44,000 ³ 40,000 ⁴	42,000
23	2-axle tractor, 1-axle semi-trailer and 2-axle full trailer "		N.P.	N.P.	N.P.
24	2-axle tractor, 1-axle semi-trailer and 3-axle full trailer "		N.P.	N.P.	N.P.
25	2-axle tractor and 2-axle semi-trailer "		60,000 (under special permit)	60,000 ³ 54,000 ⁴	56,000
26	2-axle tractor, 2-axle semi-trailer and 2-axle full trailer "		N.P.	N.P.	N.P.
27	2-axle tractor, 2-axle semi-trailer and 3-axle full trailer "		N.P.	N.P.	N.P.
28	3-axle tractor and 1-axle semi-trailer "		60,000 (under special permit)	60,000 ³ 54,000 ⁴	56,000
29	3-axle tractor, 1-axle semi-trailer and 2-axle full trailer "		N.P.	N.P.	N.P.
30	3-axle tractor, 1-axle semi-trailer and 3-axle full trailer "		N.P.	N.P.	N.P.
31	3-axle tractor and 2-axle semi-trailer "		70,000 (under special permit)	70,000	74,000
32	3-axle tractor, 2-axle semi-trailer and 2-axle full trailer "		N.P.	N.P.	N.P.
33	3-axle tractor, 2-axle semi-trailer and 3-axle full trailer "		N.P.	N.P.	N.P.
34	3-axle tractor, 2-axle semi-trailer and 4-axle full trailer "		N.P.	N.P.	N.P.
35	Maximum gross weight, any combination (truck or tractor) .. "		30,000 70,000	70,000 ⁵	74,000
Legal gross weight limits					
36	Load per inch of tire width "		500	500-600	500-600
37	Maximum axle load-single "		18,000	18,000	18,000
38	Maximum tandem (4 feet apart) axle load-combined "		30,000	30,000	32,000 ¹²

¹ Back of rear vehicle must bear sign showing length of combination, otherwise length permitted is 50 ft.² Double bottom trailers permitted following combination not exceeding 60 ft. providing total overall length and braking requirements are fully met.³ Tires 8.25 inches or more wide.⁴ Axle limit 18,000 lbs.⁵ Maximum weight per sq. inch of pneumatic tire shall not exceed 500 lbs. for tires less than 6 inches wide and shall not exceed 600 lbs. for tires 6 inches wide or more. Width to be stamped by manufacturer. The maximum weight to be reduced by 25% on vehicles wholly or partly equipped with non-pneumatic tires.⁶ Tires less than 8.25 inches wide.⁷ Tires 10.00 inches or more wide.⁸ Gross weight on all highways subject to spacing of axles.

TABLE 1. Size and Weight Regulations for Motor Vehicles — Concluded

New Brunswick	Quebec	Ontario	Manitoba	Saskatchewan	Alberta	British Columbia	No.
44,000 ^a 40,000 ^a	46,000 ^a	46,000	Weight based on axle allowable	44,000	42,000 or 45,000 depending on design of front axle	44,000	22
N.P.	N.P.	74,000	72,000	72,000 ^a	72,000 (on specified highways)	73,300 (76,000 on specified highways)	23
N.P.	N.P.	88,000	72,000	72,000 ^a	N.P.	73,300 (76,000 on specified highways)	24
54,000 ^a 48,000 ^a 60,000 ^a	60,000 ^a	60,000	18,000 (axle) 32,000 (tandem)	58,000 ^a	56,000 (on specified highways)	56,000 (62,900 on specified highways)	25
N.P.	N.P.	88,000	72,000	72,000 ^a	72,000 (on specified highways)	73,300 (76,000 on specified highways)	26
N.P.	N.P.	102,000	72,000	72,000 ^a	N.P.	73,300 (76,000 on specified highways)	27
54,000 ^a 48,000 ^a 60,000 ^a	60,000 ^a	60,000	18,000 (axle) 32,000 (tandem)	58,000 ^a	56,000 (on specified highways)	56,000 (62,900 on specified highways)	28
N.P.	N.P.	88,000	72,000	72,000 ^a	72,000 (on specified highways)	73,300 (76,000 on specified highways)	29
N.P.	N.P.	102,000	72,000	72,000 ^a	N.P.	73,300 (76,000 on specified highways)	30
60,000 ^a 54,000 ^a 70,000 ^a	70,000 ^a	74,000	72,000	72,000 ^a	72,000 (on specified highways)	60,700 (67,200 on specified highways)	31
N.P.	N.P.	102,000	72,000	72,000 ^a	72,000 (on specified highways)	73,300 (76,000 on specified highways)	32
N.P.	N.P.	116,000	72,000	72,000 ^a	N.P.	73,300 (76,000 on specified highways)	33
N.P.	N.P.	116,000	72,000	72,000 ^a	N.P.	73,300 (76,000 on specified highways)	34
60,000 ^a 54,000 ^a 70,000 ^{a,9}	70,000 ^a	126,000	44,000 ¹⁰ (72,000)	72,000 ^a	72,000 (on specified highways)	73,300 (76,000 on specified highways)	35
500-600	500-600	600	500	500	Tire table used	600	36
22,000	18,000	18,000	18,000	18,000 ¹¹	18,000	18,000	37
32,000	28,000	32,000	32,000	32,000	32,000	32,000	38

^a Tolerance of 5% permitted on maximum gross weight.¹⁰ Class A highway. Certain highways have been designated as capable of carrying heavier loads as shown in brackets.¹¹ Spaced more than eight feet from any other axle of the same vehicle.¹² One of tandem must not exceed 18,000 lbs.

N.P. — Not permitted, N.S. — Not specified.

Note: Reference should be made to the provincial authorities concerned for more detailed information.

TABLE 2. Safety Regulations for Motor Vehicles

No.		Newfoundland	Prince Edward Island	Nova Scotia	New Brunswick
Driving lamps, tail lamps, etc.					
1	Head lamps: Number and colour	2—white or amber	2—white	At least 2—colour N.S.	At least 2—white
2	Distance object to be discernible—High beam	200 ft.	500 ft.	200 ft.	350 ft.
3	—Low beam	N.S.	75 ft.	75 ft.	100 ft.
4	Maximum brightness	N.S.	N.S.	Must not be glaring or dazzling	Not exceeding 300 candle power
5	Auxiliary driving lamps: Number and colour	N.S.	2 P—white or yellow	2 P—colour N.S.	1 P—white
6	When permissible to use	N.S.	If visibility 75 ft. ahead	If visibility 75 ft. ahead	Anytime
7	Auxiliary passing lamps: Number and colour	N.S.	N.R.	N.R.	1 P—white
8	When permissible to use	N.S.	N.S.	N.S.	1 in addition to headlamps at one time
9	Spot lamps: Number and colour	P—colour N.S.	2 P—colour N.S.	2 P—colour N.S.	1 P—white
10	When permissible to use	Except when vehicle in motion	N.S.	4	With driving lights ⁵
11	Fog lamps: Number and colour	P—colour N.S.	2 P—colour N.S.	2 P—colour N.S.	2 P—colour N.S.
12	When permissible to use	Only in fog	N.S.	If visibility 75 ft. ahead	When all other driving lights extinguished
13	Side, cowl or fender lamps: Number and colour	N.S.	2 P—green or amber	N.S.	2 P—amber or white light without glare
14	When permissible to use	N.S.	N.S.	N.S.	Anytime
15	Tail lamps: Number and colour	1 or more—red	1—red	1—red	1—red ⁶
16	Visibility distance	50 ft.	500 ft.	500 ft.	500 ft.
17	Stop lamps: Number and colour	1 or more—red	1 P—red	P—red	1—red
18	Visibility distance	N.S.	500 ft.	100 ft.	100 ft.
19	Back up lamps: Number and colour	N.S.	1 or more—colour N.S.	N.R.	2 P—except when vehicle in forward motion—colour N.S.
20	When permissible to use	Backing up only	Backing up only	N.S.	Backing up only
21	Number of driving lamps lighted at one time	4 P	2	Headlights and 1 spotlight	Headlights and 1 auxiliary light
Other lamps					
22	Clearance lamps—front: Number and colour	1—amber ⁷	4—green or amber	1—white or yellow ⁸	2—amber, 1 each side
23	Visibility distance	N.S.	500 ft.	500 ft.	500 ft.
24	Clearance lamps—rear: Number and colour	1—red ⁷	2—red or amber	1—red ⁸	2—red, 1 each side
25	Visibility distance	N.S.	500 ft.	500 ft.	500 ft.
26	Side marker lamps: Number, colour and location	N.S.	N.R.	At least 2—white ¹³	2 red reflectors on each side
27	Visibility distance	N.S.	N.S.	50 ft.	500 ft.
28	Identification lamps: Number, colour and location	1—white or amber—special identification R on buses and traction engines	N.S.	N.R.	Front—3 P—amber Rear—3 P—red
29	Visibility distance	N.S.	N.S.	N.S.	500 ft.
30	Running board courtesy lamps: Number, colour and location	N.S.	N.S.	N.R.	1 P—each side—white or amber light without glare

For footnotes see pages 14 and 15.

TABLE 2. Safety Regulations for Motor Vehicles

Quebec	Ontario	Manitoba	Saskatchewan	Alberta	British Columbia	No.
2 single or double—white	At least 2 and not more than 4—white	At least 2 and not more than 4—white	At least 2—same number on each side—white	At least 2—colour N.S.	2 or 4—white	1
500 ft.	350 ft.	N.S.—(light visible 500 ft.)	300 ft.	350 ft.	350 ft.	2
N.S.	N.S.	N.S.—(light visible 500 ft.)	N.S.	100 ft.	100 ft.	3
N.S.	N.S.	Not exceeding 400 candle power	N.S.	N.S.	N.S.	4
N.S.	Number N.S.—white, green or amber	N.P.	N.S.	3 P—colour N.S.	1 P—white	5
N.S.	1	N.P.	N.S.	1	Except if auxiliary passing lights in use	6
N.S.	Number N.S.—white, green or amber	1 "ditch lamp" P ³ —colour N.S.	N.S.	N.S.	1 P—white	7
N.S.	1	N.S.	N.S.	N.S.	Except if auxiliary driving lights in use	8
N.S.	1 front P ⁴ —white, green or amber	N.S.	1 P—colour N.S.	P with restrictions	1 P—white	9
N.S.	1	May be used by police, ambulance, repair or fire or by written permit	Extinguish 500 ft. from oncoming vehicle	1	No limitation if properly mounted	10
N.S.	Number N.S.—white, green or amber	N.R.	N.S.	3 P—colour N.S.	2 P—amber	11
N.S.	1	N.S.	N.S. Headlights and tail-lights to be used in fog	1	Anytime—may be used in fog with headlights off	12
N.S.	Number N.S.—white, green or amber	2 P—white—not over 4 candle power	N.S.	N.R.	2 P—white or amber	13
N.S.	1	When parking	N.S.	N.S.	N.S.	14
2—red ⁶	1—red	Not more than 4—red ⁶	1—red ⁶	1—red ⁶	1—red ⁶	15
At least 500 ft.	500 ft.	500 ft.	200 ft.	500 ft.	500 ft.	16
N.S.	1—red or yellow	R—red	1 P—red	1—red	2 on all vehicles manufactured after Dec. 31, 1958 except truck tractors—1—red or amber	17
N.S.	100 ft.	100 ft.	N.S.	100 ft. in normal sunlight	500 ft.	18
2—white	N.S.	P—white	P—white	P—colour N.S.	2 P—white	19
Backing up only	N.S.	N.S.	N.S.	Backing up only	Backing up only	20
2—single or double	4 P	4 P	At least 2	2, plus 2 auxiliary lamps	3 only	21
2—amber ⁹	1—green or amber ^{10,11}	2—green or amber ⁹	2—amber, top ^{9,12}	2—amber, 1 each side ⁹	2—amber, 1 each side except passenger cars ⁹	22
500 ft	500 ft.	500 ft.	200 ft.	500 ft.	500 ft.	23
2—red ⁹	1—red ^{10,11}	2—red ⁹	2—red, top ⁹ red lamp or reflector on trailers	2—red, 1 each side ⁹	2—red, 1 each side except passenger cars ⁹	24
500 ft.	500 ft.	500 ft.	200 ft.	500 ft.	500 ft.	25
2 red reflectors, 1 of each within 6 in. of extreme left and right sides ^{9,13}	Front—2—green or amber ¹⁴ Rear—2—red ¹⁴	N.R.	N.S.	1—in drive-away or tow-away operations only	N.S.	26
500 ft.	500 ft.	N.S.	N.S.	500 ft.	N.S.	27
Front—3—amber, top ⁹ Rear—3—red, top ⁹	Front—3—green or amber, top ¹⁴ (public vehicle buses—3 amber) Rear—3—red, top ¹⁴	N.R.	N.S.	N.R.	Front—3—amber Rear—3—red on commercial vehicles over 80 ins. wide	28
500 ft	500 ft.	N.S.	N.S.	N.S.	N.S.	29
N.S.	P—colour and location N.S.	N.R.	N.S.	N.R.	N.S.	30

TABLE 2. Safety Regulations for Motor Vehicles - Continued

No.		Newfoundland	Prince Edward Island	Nova Scotia	New Brunswick
Warning devices for disabled vehicles					
31	Red flags: Number	N.S.	N.S.	N.S.	2
32	Location of flags from vehicle	N.S.	N.S.	N.S.	100 ft. in front 100 ft. behind
33	Flares, reflectors etc.: Number and type	N.S.	2 ¹⁴	At least 2 flares for vehicles over 7,000 lbs. gross wt.	3 flares or reflectors
34	Location of flares etc. from vehicle	N.S.	N.S.	Front and rear—distance N.S.	1—100 ft. in front 1—100 ft. behind 1—on traffic side—10 ft. at front or rear
Other					
35	Reflectors on vehicles—front: Number, size and reflecting colour	N.S.	N.S.	May be substituted for side marker or clearance lamps	N.R.
36	Location	N.S.	N.S.		N.S.
37	Reflectors on vehicles—rear: Number, size and reflecting colour	N.S.	1 P—colour & size N.S.		2—red—trucks and trailers—size N.S.
38	Location	N.S.	N.S.		1 on each side
39	Directional signalling devices: Mechanical—specifications	N.S.	P—must be of approved type	Front—white or amber Rear—red R where hand signal obscured	P
40	Electrical—specifications	N.S.	P—must be of approved type		P
41	Windshield wipers	1	1	R	1
42	Defrosters	R	N.S.	R	Device R for cleaning rain, snow or moisture from windshield
43	Fire extinguishers	R on public service vehicles	N.S.	R on public passenger or freight vehicles	2 when carrying explosives
44	Mud guards (fenders, flaps, covers, etc.) ...	R	R	R	R ⁹
45	Light or cloth on projecting load	R on projections 4 ft. long: Day—red flag Night—red light	R	R on projections 4 ft. long: Day—red flag Night—red or amber light	R on projections 4 ft. long: Day—flag 12 in. X 12 in. Night—red light visible 500 ft.
46	Safety glass	R on public service vehicles and school buses	N.S.	R on buses only	R on all new vehicles after January 1, 1956
47	Muffler	R	R	R	R
48	Horn	R	R	R	R
49	Rear view mirrors	1	1	R	1
50	Brakes—types	S. & E.	S. & E.	N.S.	S. & E.
51	Stopping distance (normal conditions) (speed 20 M.P.H.)	4 wheel brakes—30 ft. 2 wheel brakes—40 ft.	22 ft.	4 wheel brakes—30 ft. 2 wheel brakes—40 ft.	30 ft.
52	Trailers—stopping distance (normal con- ditions) (speed 20 M.P.H.)	4 wheel brakes—30 ft. 2 wheel brakes—40 ft.	N.S.	As above—brakes R on trail- ers over 4,000 lbs. gross	30 ft.

For footnotes see pages 14 and 15.

TABLE 2. Safety Regulations for Motor Vehicles — Continued

Quebec	Ontario	Manitoba	Saskatchewan	Alberta	British Columbia	No.
N.S.	N.S.	N.S.	N.S.	2	2 only, 12 in. X 12 in. ¹⁷	31
N.S.	N.S.	N.S.	N.S.	100 ft. in front 100 ft. behind	100 ft. in front 100 ft. behind	32
3—liquid fuel flares or electric lamps	2 of approved type ¹⁹	2 ¹⁸	2—visible up to 500 ft. R on P.S.V. and commercial vehicles	2—oil reflector or electrical of approved type	2 flares, reflectors, fuses or red lanterns	33
1—10 ft. front or rear 1—100 ft. in front 1—100 ft. behind	1—100 ft. in front 1—100 ft. behind	1—200 ft. in front 1—200 ft. behind	1—100 ft. in front 1—100 ft. behind	1—100 ft. in front 1—100 ft. behind	1—100 ft. in front 1—100 ft. behind	34
N.R.	N.S.	N.R.	N.R.	2—amber—3 inches diameter ⁹	N.R.	35
N.S.	N.S.	N.S.	N.S.	²⁰	N.S.	36
2—red ⁹ —size N.S.	1—red—approved type ²¹	N.R.	1—red light or red reflector—size N.S.	2—red ⁹ —3 inches diameter	1—red, 2 on buses 4 inches diameter	37
1 of each within 6 in. of extreme left and right sides	Within 6 in. of left side on commercial vehicles and trailers	N.S.	N.S.	²⁰	In unobstructed position	38
R ²²	Clearly visible 100 ft. front and rear ²³	R	²⁴ To comply with S.A.E. standards	To comply with S.A.E. or C.S.A. standards and be approved for Alberta use ^{25, 26}	To comply with S.A.E. standards and be approved for B.C. use ²⁵	39
R ²⁷		R				40
²⁸	1	1	N.S.	R	1—2 on passenger buses 2 on new school buses after July 1, 1955	41
N.S.	R on school buses	Frostshields or defrosters R—between Dec. 1 and March 31	N.S.	R	R on buses only	42
R on buses only	1 of approved type on public commercial vehicles and public vehicles only	R on buses only	²⁹ And on vehicles hauling petroleum	Hauling non-exempt commodities and on buses, school buses and liveries ²⁹	R school buses—approved type and public passenger vehicles carrying over seven passengers	43
R ³⁰	R unless body of vehicle prevents splashing	R	N.S.	R	R unless body of vehicle prevents splashing	44
R	R on overhanging load 5 or more ft. to rear	Day—red flag R Night—red light or reflectors R, red flag R when carry- ing explosives	Day—red flag R Night—red light R	R on projections 5 ft. or more red flag—12 in. X 12 in.	R on projections over 4 ft. rear, 3 ft. front. Day—red flag 12 in. X 12 in. Night—red light—rear	45
R	R	R	Replacement must be shatterproof	R—must meet safety glazing code	R all windshields	46
R	R	R	R	R ³¹	R	47
R	R	R	R	R	R	48
1	1R	1	1	1 inside—1 outside when inside mirror view ob- structed. 3 on all school buses—1 inside, 2 outside	1 inside—2 outside, left and right when inside mirror view obstruct- ed ³²	49
S. & E.	S. & E.	S. & E.	S. & E.	N.S. but must be adequate	S. & E.	50
Brakes sufficient in strength to control vehicle when required	Service brakes—40 ft.	30 ft.	G.W. under 10,000 lbs. —30 ft. G.W. over 10,000 lbs. Single unit, 2 axle— 40 ft. Others, including all combinations—50 ft.	4 wheel brakes—30 ft. 2 wheel brakes—40 ft. Hand brakes—55 ft.	G.W. under 10,000 lbs. —30 ft. G.W. over 10,000 lbs. single unit—40 ft. Others, including com- binations—50 ft. G.W. passenger cars —25 ft.	51
	Service brakes—40 ft.	30 ft.—brakes R on all semi-trailers and on trailers over 12,000 lbs.		As above—brakes R on trailers with capacity 5,000 lbs. or over		52

TABLE 2. Safety Regulations for Motor Vehicles -- Concluded

No.		Newfoundland	Prince Edward Island	Nova Scotia	New Brunswick
	Other -- Concluded				
53	Non-transparent appendages	N.S.	N.S.	N.P.	N.P. if obstructing driver's view
54	Television receivers	N.S.	N.S.	P only when not visible to driver	N.P.
55	Certificate of mechanical efficiency	R	R for buses only	R for buses only	N.R.
56	Hours of work for drivers of for-hire vehicles	N.S.	N.S.	Not exceeding 10 hours in any 24 for drivers of public passenger or freight vehicles	..
57	Emergency exits	R on buses only	R on buses only	R on public passenger vehicles with seating capacity of 8 or more	R on buses only
58	First aid kits	R on buses only	R on buses only	R on public passenger and freight vehicles	R on buses only
59	Exhaust heaters	N.S.	N.S.	N.P. on public passenger vehicles	N.S.

¹ Not more than 4 lamps lighted at one time.² Not more than 2 in conjunction with headlamps. Must not be used in lieu of headlamps except in fog or rain.³ Beam to be directed to extreme right -- not more than 75 ft. ahead -- lamp to be stationary.⁴ Beam not to left of centre of road or more than 100 feet ahead when meeting another vehicle.⁵ Upon approaching another vehicle no part of high intensity portion of beam directed to left of the prolongation of extreme left side of the vehicle not more than 100 feet ahead.⁶ One white light to illuminate licence plate.⁷ On vehicles over 85 inches wide.⁸ On left side of all vehicles over 80 inches wide.⁹ On vehicles over 80 inches wide.¹⁰ On commercial vehicles and trailers over 80 inches wide, and all new motor vehicles, except commercial vehicles, manufactured after January 1, 1961 over 80 inches wide.¹¹ Within 6 inches of left side.¹² Or in special cases 3 amber above driver's cab.¹³ On both right and left sides of vehicles over 24 feet long.¹⁴ On vehicles and combinations over 20 feet long.¹⁵ Vehicles more than 20 feet long lateral lights, 1 amber each side front, 1 red each side rear.¹⁶ On commercial vehicles and combinations of commercial vehicles and trailers over 80 inches wide or 30 feet long.¹⁷ R to be carried by buses, taxis and trucks with capacity over ½ ton.¹⁸ Flares, lamps, lanterns or reflecting devices of approved type.

TABLE 2. Safety Regulations for Motor Vehicles — Concluded

Quebec	Ontario	Manitoba	Saskatchewan	Alberta	British Columbia	No.
N.S.	N.P.	N.S.	N.S.	N.P. if obstructing driver's view	N.P. if reduces light output	53
N.S.	N.P.	N.S.	N.S.	N.P.	N.S.	54
R ³³	R for used vehicles sold by a dealer	On public service vehicles when licensed each year	R on demand	R on school buses, renewable every 6 months	N.S.	55
Bus operators—not exceeding 10 hours in any 24 or 60 hours a week. Urban bus operators—250 miles per 24 hour period. Truck operators—not exceeding 12 hours in any 24 or 72 hours a week.	..	Not exceeding 10 hours in any 24 for drivers of public passenger or freight vehicles	N.S.	Truck operators—not exceeding 10 hours a day and 50 hours a week. Must have 24 consecutive hours of rest following not more than 6 consecutive days of work. Applies to employees only.	N.S.	56
R on buses	1-on public vehicles at or near rear on left side	R on buses only	At least 2 on public passenger vehicles	R on public passenger and school buses	R on buses only	57
N.S.	..	N.S.	R on school buses	R on public passenger and school buses	R on buses and taxis	58
N.S.	N.S.	N.P.	N.S.	N.P. on public passenger and school buses	N.P. on school buses	59

¹⁹ On commercial vehicles operated outside city, town or village after dusk and before dawn.

²⁰ On extreme widths—not more than 60 inches or less than 24 inches above road surface.

²¹ On commercial vehicles and trailers, and all new motor vehicles except commercial vehicles, manufactured after January 1, 1962.

²² Mechanical signal with luminous devices 6 in. x 1½ in. visible 100 feet.

²³ On commercial vehicles and trailers over 80 inches wide and on all new motor vehicles except motorcycles.

²⁴ R where load extends more than 24 inches left of centre of steering wheel. All new vehicles must have signalling device approved by Highway Traffic Board—R on public service vehicles used for transportation of passengers.

²⁵ R on vehicles having a width in excess of 24 inches to left of centre of steering wheel.

²⁶ R on new vehicles.

²⁷ Electrical signalling devices—luminous indicators in operation simultaneously visible 100 ft.

²⁸ Underwriters Laboratories approved type R on public service vehicles.

²⁹ Underwriters Laboratories approved type R on public service vehicles as approved by the Provincial Fire Commission.

³⁰ Rubber or leather mud-flaps 14 inches from ground extending 2 inches each side of tires.

³¹ School buses 24 passengers and over may use single pipe in lieu of muffler.

³² School buses—1 interior, 2 exterior, (1 right, 1 left). Passenger buses—1 interior, 1 exterior, left.

³³ Authorized dealer must deliver at time of sale certificate indicating whether or not vehicle complies with requirements of the law.

R—Required. N.R.—Not required. P—Permitted. N.P.—Not permitted. N.S.—Not specified. S. & E.—Service and emergency. G.W.—Gross weight. .. Figures not available.

Note: Reference should be made to the provincial authorities concerned for more detailed information.

TABLE 3. Summary of Reciprocal Highway Agreements for Trucking Licence Fees

Full free reciprocity offered to all American states on mutual agreement basis (written agreement with Maine).	No reciprocity agreement.	Full free reciprocity for all vehicles travelling through or into the province in inter-provincial operations.	Reciprocal arrangement for free movement of bona fide commercial household goods carriers only. ¹	No reciprocity agreement.
Reciprocal arrangements with American states on mutual agreement basis. (No written agreements).	No reciprocity agreement.	No reciprocity agreement. Full fees required on permit or licence basis.	Full free reciprocity for household goods carriers only. ¹	No reciprocity agreement.
Full free reciprocity offered to all American states on mutual agreement basis.	No reciprocity agreement.	Full free reciprocity for household goods carriers. Full fees required on permit or licence basis in all other cases.	Full free reciprocity for household goods carriers only. ¹	Reciprocity for household goods carriers pending.
Reciprocity with Connecticut, Maine, Massachusetts, New Hampshire, New Jersey, New York, Rhode Island and Vermont.	No reciprocity agreement.	Full free reciprocity for household goods carriers and carriers of natural products of farm or forest.	Reciprocity for household goods carriers (in Saskatchewan trip permit fee, in Quebec permit good for one year). ¹	Reciprocity for household goods carriers only.
Reciprocity for trailers and semi-trailers when drawn by commercial motor vehicles registered in Ontario when operating within 10 miles of point of entry. Authorized vehicles travelling in bond between Michigan and New York States pay a per trip fee of \$9.00.	No reciprocity agreement.	Full free reciprocity for private and all for-hire vehicles having gross weight of 6,000 lbs. or less, carriers of used household goods, natural products of farm, waters or forest and objects of art. Other for-hire vehicles exceeding 6,000 lbs. gross weight—\$10.00 per gross ton.	Full free reciprocity for private and for-hire vehicles having gross vehicle weight of 6,000 lbs. or less, carriers of used household goods, natural products of farm, waters or forest and objects of art. Other vehicles exceeding 6,000 lbs. gross weight—\$10.00 per gross ton.	Full free reciprocity for private and for-hire vehicles having gross weight of 6,000 lbs. or less, carriers of used household goods or used furniture and objects of art. Other vehicles exceeding 6,000 lbs. gross weight—\$10.00 per gross ton.
Full free reciprocity with Arkansas, Illinois, Indiana, Iowa, Kansas, Maryland, Minnesota, Missouri, Nebraska and Wisconsin. Virtually full reciprocity with Michigan, which charges Manitoba vehicles a small mileage tax, North Dakota— $\frac{1}{4}$ annual licence fee, 2-axle vehicles exempt—no fees.	No reciprocity agreement.	Full free reciprocity for household goods carriers and corridor operations. One-half licence fee for other inter-provincial operations.	Full free reciprocity for household goods carriers. One-half licence fee for other inter-provincial operations. Single trip permit fee for irregular and corridor operations—maximum three permits. ¹	<div>Manitoba</div> <div>Saskatchewan</div> <div>Alberta*</div> <div>British Columbia</div>
Reciprocity agreements for international operations at reduced fees: Minnesota— $\frac{1}{2}$ fee Montana— $\frac{1}{2}$ fee Wisconsin— $\frac{1}{2}$ fee	No reciprocity agreement. ¹	Full free reciprocity for all carriers (except milk and cream) within 10 mile zone of Alberta—Saskatchewan border and all vehicles having gross weights of 6,000 lbs. or less, carriers of used household goods, natural products of farm, waters or forest and objects of art. Other vehicles exceeding 6,000 lbs. gross weight—\$10.00 per gross ton.		
Full free reciprocity with Alaska, Arkansas, California, Connecticut, Delaware, District of Columbia, Illinois, Indiana, Iowa, Kansas, Kentucky, Louisiana, Massachusetts, Minnesota, Missouri, Montana, Nebraska, New Hampshire, New York, Carolina, Oregon, Oklahoma, Pennsylvania, Rhode Island, S. Dakota, Texas, W. Virginia, Wisconsin, Wyoming. Limited Reciprocity with Idaho, N. Dakota, Utah, Washington.	No reciprocity agreement except for a farm group in Peace River district.			
Full free reciprocity for one vehicle—prorate two units with California, Colorado, Idaho, Illinois, Iowa, Kansas, Missouri, Montana, Nebraska, Nevada, New Mexico, North Dakota, Oregon, South Dakota and Washington.				

U.S.A.

TABLE 3. Summary of Reciprocal Highway Agreements for Trucking Licence Fees

Full free reciprocity for privately operated commercial vehicles except when under contract made in Ontario. Limited reciprocity for certain common carrier vehicles. ¹	Full free reciprocity for private and for-hire carriers.	Full free reciprocity for private and for-hire freight carriers.	Full free reciprocity for private and for-hire freight carriers. ²	Prince Edward Island
Full free reciprocity for privately operated commercial vehicles except when under contract made in Ontario. Limited reciprocity for certain common carrier vehicles. ²	Reciprocal arrangement for household goods carriers. ³	Full free reciprocity for private and for-hire commercial vehicles. ³	Nova Scotia ⁴	
Full free reciprocity for private and all for-hire vehicles having gross weight of 6,000 lbs. or less, carriers of used household goods, natural products of farm, waters or forest and objects of art. Other for-hire vehicles exceeding 6,000 lbs. gross weight—\$10.00 per gross ton.	Full free reciprocity for private and for-hire freight carrying commercial vehicles.	New Brunswick		
Full free reciprocity for privately operated commercial vehicles. Limited reciprocity for certain common carrier vehicles. ²	Quebec			
Ontario				

Four conditions of reciprocity agreements

- A. Apply to fees only; not to operating rights.
- B. Operative only to the extent that other provinces grant similar privileges.¹
- C. Apply only to vehicles duly registered in and operated by residents of reciprocating jurisdictions.
- D. Reciprocity does not apply to intraprovincial operations.

¹ Saskatchewan automatically issues commercial and public service vehicle certificates of registration to non-residents, except those domiciled in the Province of Ontario and Alberta, on the one-half prescribed fee basis regardless of whether or not the other provinces grant the same fee privileges to Saskatchewan vehicles. A non-resident farmer operating his truck into or through Saskatchewan and transporting his own farm products or supplies is exempt from registration and payment of fees.

² Common carrier vehicles used exclusively for the transportation of (a) household goods or furniture (b) natural products of the farm and (c) products of a dairy, creamery or cheese factory are exempt from payment of licence fees and registration requirements.

³ Nova Scotia exempts from registration commercial vehicles of neighbouring provinces provided they do not take on any goods in Nova Scotia to be discharged in Nova Scotia.

⁴ In addition Alberta has an arrangement with Northwest Territories for one-half licence fee.

Note: Reference should be made to provincial acts for more detail and provincial authorities should be consulted for precise interpretation.

TABLE 4. Provincial Truck Regulations

No.		Newfoundland ¹		Prince Edward Island		Nova Scotia ²		New Brunswick	
		—		Motor Carrier Act		Motor Carrier Act		Motor Carrier Act	
		—		Public Utilities Commission		Board of Commissioners of Public Utilities		Motor Carrier Board	
		Power to regulate	Is this power exercised?	Power to regulate	Is this power exercised?	Power to regulate	Is this power exercised?	Power to regulate	Is this power exercised?
1	1. Requirement to show public convenience and necessity	—	—	Yes	Yes	Yes	Yes	Yes	Yes
	2. Carrier operating licences (franchise):								
2	(a) Issue	—	—	"	"	"	"	"	"
3	(b) Renewal	—	—	"	"	"	"	"	"
4	(c) Transfer	—	—	"	"	"	"	"	"
5	(d) Suspension	—	—	"	"	"	"	"	"
6	(e) Cancellation	—	—	"	"	"	"	"	"
7	(f) Classification	—	—	"	"	"	"	"	"
8	(g) Fees	—	—	"	"	No	"	"	"
	3. Carrier vehicle licences (plates):								
9	(a) Issue	—	—	"	"	yes	yes	"	"
10	(b) Renewal	—	—	"	"	"	"	"	"
11	(c) Transfer	—	—	"	"	"	"	"	"
12	(d) Classification	—	—	"	"	"	"	"	"
13	(e) Fees	—	—	"	"	"	"	"	"
	4. Insurance:								
14	(a) Public liability	—	—	"	"	Yes	Yes	"	"
15	(b) Property	—	—	"	"	"	"	"	"
16	(c) Goods carried	—	—	"	"	"	"	"	"
	5. Operations:								
17	(a) Routes	—	—	"	"	"	"	"	"
18	(b) Areas	—	—	"	"	"	"	"	"
19	(c) Time schedules	—	—	"	"	"	"	"	"
20	(d) Commodities	—	—	"	"	"	"	"	"
	6. Freight rates:								
21	(a) Filed	—	—	"	"	"	"	"	"
22	(b) Regulated	—	—	"	"	No	—	"	"
	7. Accounting records:								
23	(a) Prescribed method of accounting	—	—	"	"	Yes	No	No	—
24	(b) Annual report to be submitted	—	—	"	"	"	Yes	"	—
25	(c) Power to inspect records	—	—	"	"	"	"	Yes	Yes
26	(d) C.O.D. shipments (i) handling of cash	—	—	"	"	"	"	"	"
27	(ii) amount of commission	—	—	"	"	No	—	No	—
28	(e) Prescribed bill of lading	—	—	"	"	Yes	No	Yes	Yes
	8. Drivers:								
29	(a) Qualifications	—	—	"	"	"	Yes	No	—
30	(b) Hours of work	—	—	"	"	"	No	"	—
31	(c) Wages	—	—	No	—	No	—	"	—

¹ Freight motor carriers not regulated.² For-hire carriers operating not more than two two-axle trucks are not subject to the provisions of the Nova Scotia Motor Carrier Act.³ Applicable to extra-provincial operators only.⁴ Vehicle to vehicle only.⁵ Statute requires public hearing before cancellation.⁶ The Lieutenant Governor-in-Council regulates fees.⁷ Provincial legislature exercises this power.

TABLE 4. Provincial Truck Regulations

Quebec		Ontario		Manitoba		Saskatchewan		Alberta		British Columbia		No.
Transportation Board Act		Public Commercial Vehicles Act		Highway Traffic Act		The Vehicles Act		Public Service Vehicles Act		Motor Carrier Act		
Transportation Board		Highway Transport Board		Motor Carrier Board		Highway Traffic Board		Highway Traffic Board		Public Utilities Commission		
Power to regulate	Is this power exercised?	Power to regulate	Is this power exercised?	Power to regulate	Is this power exercised?	Power to regulate	Is this power exercised?	Power to regulate	Is this power exercised?	Power to regulate	Is this power exercised?	
Yes	Yes	Yes	Yes	Yes	Yes	Yes	Yes	Yes	Yes ¹	Yes	Yes	1
"	"	"	"	"	"	"	"	"	" ²	"	"	2
"	"	"	"	"	"	"	"	"	" ³	"	"	3
"	"	"	"	"	"	"	" ⁴	"	" ⁵	"	"	4
"	"	"	"	"	"	"	"	"	" ⁶	"	"	5
"	"	"	"	"	"	"	"	"	" ⁷	"	"	6
"	"	"	"	"	"	"	"	"	" ⁸	"	"	7
"	"	"	No	"	"	No	0	"	" ⁹	"	"	8
"	"	"	Yes	"	"	combined with lines 2 to 8 above		"	"	"	"	9
"	"	"	"	"	"			"	"	"	"	10
"	"	"	"	"	"			"	"	"	"	11
"	"	"	"	"	"			"	"	"	"	12
"	"	"	"	"	"	"	"	"	"	"	"	13
"	"	"	"	"	"	No	7	"	"	"	No ⁸	14
"	"	"	"	"	"	"	7	"	"	"	"	15
"	"	"	"	"	"	Yes	Yes	"	"	"	Yes	16
"	"	"	"	"	"	"	"	"	"	"	"	17
"	"	"	"	"	"	"	"	"	No	"	"	18
"	"	"	No	"	"	"	No	"	"	"	"	19
"	"	"	Yes	"	"	"	Yes	"	Yes	"	"	20
"	"	"	No	"	" ⁹	"	"	"	No	"	"	21
"	"	"	"	No	—	"	" ¹⁰	"	"	"	"	22
No	—	"	Yes ¹¹	"	—	"	No	"	"	"	No	23
Yes	Yes	"	"	Yes	Yes	"	Yes	"	"	"	Yes	24
"	"	"	"	"	"	"	"	"	Yes	"	"	25
No	—	"	"	"	"	"	"	"	"	"	"	26
"	—	No	—	"	"	"	"	"	"	"	"	27
"	—	Yes	No	"	"	"	"	"	"	"	"	28
Yes	No	"	Yes	"	No	"	"	"	"	"	No ¹²	29
"	Yes	"	No ¹³	"	"	"	No	"	No ¹³	"	"	30
"	No	No	—	"	"	"	"	No	" ¹³	No	—	31

⁸ The Superintendent of Motor Vehicles under the "Motor Vehicle Act" may require the operator of a vehicle involved in an accident to file proof of financial responsibility.

⁹ Intraprovincial only.

¹⁰ Prescribed.

¹¹ On C.O.D. shipments.

¹² The Superintendent of Motor Vehicles under the "Motor Vehicle Act" specifies the qualifications for chauffeurs' licences.

¹³ Department of Labour exercises this power.

TABLE 5. Provincial Bus Regulations

No.		Newfoundland		Prince Edward Island		Nova Scotia		New Brunswick	
		Motor Carrier Act		Motor Carrier Act		Motor Carrier Act		Motor Carrier Act	
		Board of Commissioners of Public Utilities ¹		Public Utilities Commission		Board of Commissioners of Public Utilities		Motor Carrier Board	
		Power to regulate	Is this power exercised?	Power to regulate	Is this power exercised?	Power to regulate	Is this power exercised?	Power to regulate	Is this power exercised?
1	1. Requirement to show public convenience and necessity	Yes	Yes	Yes	Yes	Yes	Yes	Yes	Yes
	2. Carrier operating licences (franchise):								
2	(a) Issue	"	"	"	"	"	"	"	"
3	(b) Renewal	"	"	"	"	"	"	"	"
4	(c) Transfer	No	—	"	"	"	"	"	"
5	(d) Suspension	"	—	"	"	"	"	"	"
6	(e) Cancellation	Yes	Yes	"	"	"	3	"	"
7	(f) Classification	No	—	"	"	"	yes	"	"
8	(g) Fees	Yes	Yes	"	"	No	4	"	"
	3. Carrier vehicle licences (plates):								
9	(a) Issue	No	5	"	"	yes	yes	"	"
10	(b) Renewal	"	5	"	"	"	"	"	"
11	(c) Transfer	"	—	"	"	"	"	"	"
12	(d) Classification	"	—	"	"	"	"	"	"
13	(e) Fees	"	5	"	"	"	4	"	"
14	4. Mileage taxes	"	—	"	"	7	8	No	—
	5. Insurance:								
15	(a) Public liability	"	6	"	"	Yes	Yes	Yes	Yes
16	(b) Property	"	6	"	"	"	"	"	"
17	(c) Passenger	"	6	"	"	"	"	"	"
	6. Operations:								
18	(a) Routes	Yes	Yes	"	"	"	"	"	"
19	(b) Areas	No	—	"	"	"	"	"	"
20	(c) Time schedules	Yes	Yes	"	"	"	"	"	"
21	(d) Passenger capacity	"	No ⁶	"	"	"	"	"	"
22	(e) Express freight (i) nature of goods	No	—	"	"	"	"	"	"
23	(ii) maximum weight	"	—	No	10	No	6	No	—
24	(f) Depots (i) maintenance	"	—	"	—	"	—	"	—
25	(ii) location	Yes	Yes	"	—	"	—	"	—
	7. Fares and rates:								
26	(a) Passenger (i) filed	"	"	Yes	Yes	Yes	Yes	Yes	Yes
27	(ii) regulated	"	"	"	"	"	"	"	"
28	(b) Express freight (i) filed	No	—	"	"	"	"	"	"
29	(ii) regulated	"	—	"	"	"	"	"	"
	8. Accounting Records:								
30	(a) Prescribed method of accounting	"	—	"	"	Yes	No	No	—
31	(b) Annual report to be submitted	Yes	Yes	"	"	"	Yes	"	—
32	(c) Power to inspect records	"	"	"	"	"	"	Yes	No
	9. Drivers:								
33	(a) Qualifications	No	5	"	"	"	"	"	"
34	(b) Hours of work	"	—	"	"	"	No	"	Yes
35	(c) Wages	"	—	No	—	No	—	No	—

¹ Does not exercise authority in cases of municipal control of bus operators.² Vehicle to vehicle only.³ Statute requires public hearing before cancellation.⁴ The Lieutenant Governor-in-Council regulates fees.⁵ Maximum ceiling set by Department of Commercial Transport under "Department of Commercial Transport Act".⁶ Motor Registration Department exercises this power.⁷ Motor Vehicle Department has this power, not exercised.

TABLE 5. Provincial Bus Regulations

Quebec		Ontario		Manitoba		Saskatchewan		Alberta		British Columbia		No.
Transportation Board Act		Public Vehicles Act		Highway Traffic Act		The Vehicles Act		Public Service Vehicles Act		Motor Carrier Act		
Transportation Board		Highway Transport Board		Motor Carrier Board		Highway Traffic Board		Highway Traffic Board		Public Utilities Commission		
Power to regulate	Is this power exercised?	Power to regulate	Is this power exercised?	Power to regulate	Is this power exercised?	Power to regulate	Is this power exercised?	Power to regulate	Is this power exercised?	Power to regulate	Is this power exercised?	
Yes	Yes	Yes	Yes	Yes	Yes	Yes	Yes	Yes	Yes	Yes	Yes	1
"	"	"	"	"	"	"	"	"	"	"	"	2
"	"	"	"	"	"	"	"	"	"	"	"	3
"	"	"	"	"	"	"	"	"	"	"	"	4
"	"	"	"	"	"	"	"	"	"	"	"	5
"	"	"	"	"	"	"	"	"	"	"	"	6
"	"	"	"	"	"	"	"	"	"	"	"	7
"	"	"	"	"	"	No	4	"	"	"	"	8
"	"	"	"	"	"	combined with lines 2 to 8 above		"	"	"	"	9
"	"	"	"	"	"			"	"	"	"	10
"	"	"	"	"	"			"	"	"	"	11
"	No	"	"	"	"			"	"	"	"	12
"	Yes	No	—	"	"			"	"	"	"	13
"	"	Yes	Yes	No	—	No	9	"	"	No	—	14
"	"	"	"	Yes	Yes	"	9	"	"	Yes	"	15
"	"	"	"	"	"	"	9	"	"	"	"	16
"	No	"	"	"	"	Yes	Yes	"	"	"	"	17
"	Yes	"	"	"	"	"	"	"	"	"	"	18
"	"	"	"	"	"	"	"	"	"	"	"	19
"	No	"	"	"	"	"	"	"	"	"	"	20
"	Yes	"	"	"	"	"	No	"	"	"	"	21
"	No	No	—	"	"	"	Yes	"	"	"	"	22
"	Yes	Yes	Yes	"	"	"	"	"	"	"	"	23
"	"	No	—	"	"	"	No	"	"	"	"	24
No	—	"	—	"	"	"	"	"	No	"	"	25
Yes	Yes	Yes	Yes	"	"	"	Yes	"	Yes	"	"	26
"	"	"	"	"	"	"	"	"	"	"	"	27
"	"	No	—	"	"	"	"	"	"	"	"	28
"	"	"	—	"	"	"	"	"	"	"	"	29
No	—	Yes	No	"	"	"	No	"	No	"	No	30
Yes	Yes	"	Yes	"	"	"	Yes	"	"	"	Yes	31
"	"	"	No	"	"	"	No	"	Yes	"	"	32
"	"	"	Yes	"	"	"	Yes	"	"	"	No ¹¹	33
"	"	"	No ¹²	"	"	"	No	"	No ¹²	"	"	34
"	"	No	—	"	"	"	"	No	12	No	—	35

¹ Local authorities can levy tax not exceeding 1/15 cent per unit of seating capacity for every mile travelled within a town or city.² Provincial legislature exercises this power.³ Department of Highways, Motor Vehicle Branch exercises this power.⁴ The Superintendent of Motor Vehicles under the "Motor Vehicle Act" specifies the qualifications for chauffeurs' licences.⁵ Department of Labour exercises this power.

TABLE 6. Taxes on Gasoline and Other Motive Fuels

Province and effective date	Tax per gallon	Refund and exemptions	
		Amount per gallon	Uses
	cents	cents	
Newfoundland:			
Mar. 28, 1949	14	14	A tax of 14 cents on all gasoline with the following exemptions: (a) Marked gasoline used in the operation of a vessel, boat or tractor. (b) Used by a department of the Government or incorporated town or municipality. (c) Used by aircraft. (d) For direct export in bulk.
June 1, 1954	15	15	Same as above.
May 1, 1955	17	17	Same as above.
May 10, 1956			Marked gasoline used for the operation of a vessel or boat, not being a pleasure vessel or boat, or in a tractor used solely for agricultural or logging purposes, or in power saws used for logging purposes.
Feb. 21, 1958			All motive fuel as at May 10, 1956, above: (a) For its own operations by any Department of Her Majesty's Government. (b) For its own operations other than in vehicles providing a transportation system or otherwise for hire by the St. John's Municipal Council, the Corner Brook Municipal Council, a municipality, a town council, a rural district council or a board of trustees established under The Local Government Act, 1956, or a community council established under The Community Councils Act, 1956. (c) In a sawmill. (d) Used solely as household fuel or in operation of household appliances or of plants to generate electricity. (e) In plants for curing, processing or preparation of fish or fishery products. (f) For operation of vessels or boats carrying goods, materials or passengers between ports. (g) Aircraft. (h) For direct export in bulk. (i) Any operations under any Act not being an Act of general application. (j) The following were declared not to be gasoline for the purpose of the Gasoline Tax Act: Naphthas; liquids used in industrial plants or to operate gear in vessels or boats where gasoline used for operation is exempt; liquids used solely for the exploration or development of natural resources up to the point of production.
July 1, 1960	19	19	Same as above.
Aug. 15, 1962	19	19	Same as above with the following additions: (k) Manufacturing plants, but not those for the processing or treatment of ore for the purpose of upgrading it. (l) Commercial fishing vessels, but does not include pleasure vessels, tugs, scows or dredges. (m) Stationary engines used for the sole purpose of landing fish. (n) Locomotives operated in the island of Newfoundland. (o) Gasoline consumed or used by members of the Diplomatic Corps. (p) For removal of overburden in open pit mining.
Prince Edward Island:			
May 1, 1924	2	2	Fishing boats, farm tractors, stationary engines.
Mar. 31, 1926	3	3	" " " " " "
May 1, 1928	5	5	" " " " " "
May 2, 1932	6	6	" " " " " "
Apr. 15, 1933	8	8	" " " " " "
Apr. 23, 1937	10	10	Commercial boats and vessels.
Apr. 1, 1947	13	10	Same as above.
May 1, 1957	16	11	Same as above. Diesel fuel now included.
July 1, 1961	16	11	Fishing boats, farm tractors, stationary engines, (farmers, railroads and manufacturing plants at time of purchase—permit holders only).
	16	16	Aviation gasoline, dragger operators at time of purchase.
Nov. 1, 1961	16	16	Millers—feed, saw, etc. at time of purchase.
Apr. 1, 1962	16	16	Fishing boats, farm tractors, stationary engines, (farmers, railroads and manufacturing plants at time of purchase—permit holders only). Contractors may arrange for rebate of tax paid on diesel fuels used for non-propellant purposes.

Note: No tax on liquefied petroleum gases.

TABLE 6. Taxes on Gasoline and Other Motive Fuels — Continued

Province and effective date	Tax per gallon	Refund and exemptions	
		Amount per gallon	Uses
	cents	cents	
Nova Scotia:			
Jan. 15, 1926	3	3	Fishing boats and farm services.
Mar. 7, 1928	5	5	" " " " " "
Dec. 18, 1930			Fishing boats, farm services and ferry and coastal boats.
Apr. 1, 1932	6	6	" " " " " " " "
Mar. 1933			" " " " " " " " and prospecting.
May 1, 1934	8	8	" " " " " " " "
June 2, 1937			Other than for operation of motor vehicles or for use in highway construction.
Jan. 27, 1938			Other than for operation of motor vehicles on highways.
Mar. 15, 1938	10	10	Same as above.
July 28, 1938			Highway construction above, defined as street work in towns and cities and work for Department of Highways.
May 1, 1942			Marked gasoline sold less the tax at time of purchase.
Apr. 1, 1947	13	10	Marked gasoline subject to 3 cents tax.
Apr. 15, 1949		13	Three cent tax on marked gasoline discontinued.
June 18, 1951	15	15	Same as above.
Apr. 1, 1955	17	17	Same as above.
Nov. 1, 1957	17	17	Same as above. Refunds to city and town vehicles.
Apr. 1, 1961	19	19	" " " " " " " "
	(Gasoline)		
	27	27	" " " " " " " "
	(Diesel fuel)		
Note: No tax on liquefied petroleum gases.			
New Brunswick:			
Apr. 30, 1926	3	3	Process of manufacturing and not for power.
Jan. 1, 1929	5	5	Other than in motor vehicles on public highways.
Apr. 1, 1932	7	7	Farmers and fishermen in connection with their calling as such.
Nov. 1, 1933	7	7	Other than in motor vehicles on public highways.
Apr. 1, 1934	8	8	" " " " " " " "
Mar. 20, 1938	10	10	" " " " " " " "
June 7, 1939			Other than in motor vehicles on public highways except on road and bridge contracts.
June 1, 1941			Exempt marked gasoline for use other than in motor vehicles on public highways except in repair and construction of bridges and roads.
Apr. 1, 1947	13	10	Marked gasoline subject to 3 cent tax.
Apr. 1, 1954	15	12	" " " " " 3 " "
Apr. 1, 1961	18	18	Diesel fuel now included.
	(Gasoline)		Same as above.
	23	23	" " " "
	(Diesel fuel)		
Quebec:			
Apr. 1, 1924	2	2	Other than in motor vehicles on public highways.
Apr. 1, 1925	3	3	" " " " " " " "
Apr. 1, 1928	5	5	" " " " " " " "
Dec. 17, 1931	6	6	" " " " " " " "
May 1, 1935			Farm tractors, fishing boats, stationary engines, manufacturing processes and fire pumps.
Apr. 18, 1939	8	8	Same as above.
June 1, 1940			All aerial navigation.
Apr. 1, 1947	11	11	Same as above.
Nov. 8, 1950	13	13	" " " "
Jan. 10, 1957			Refunds for fuel oil only when used for heating or cleaning purposes.
July 1, 1962	13	13	
	(Gasoline)		
	18½	18½	Same as above.
	(Diesel fuel)		

TABLE 6. Taxes on Gasoline and Other Motive Fuels — Continued

Province and effective date	Tax per gallon	Refund and exemptions	
		Amount per gallon	Uses
	cents	cents	
Ontario:			
May 11, 1925	3	3	Refunds for purposes other than propelling a vehicle on any highway.
Mar. 28, 1929	5	5	Same as above.
May 29, 1929			Refunds to cities and separated towns on municipally-owned commercial vehicles.
Mar. 25, 1932	6	6	Same as above.
Jan. 24, 1935			Refunds to contractors discontinued covering maintenance and construction on any highway.
Apr. 1, 1939	8	8	Same as above.
July 1, 1943			Tax exemptions to farmers, fishermen, tourist guides and tourist outfitters.
Oct. 1, 1945			Discontinued tax exemption system.
Jan. 1, 1947			Refunds discontinued to cities and separated towns on gasoline used in municipally-owned commercial vehicles, also the maintenance and construction of streets, roads, and highways.
Apr. 1, 1947	11	11	Same as above.
Feb. 22, 1957	13	13	Government of Canada, farming and commercial fishing.
	(Gasoline)	11	For all other claims.
Apr. 1, 1957			Solvents, naphthas, thinners and all types of fuel oil excluded from Gasoline Tax Act.
	20 ¹	20 ¹	Refunds for purposes other than propelling a vehicle on any highway, but not for equipment engaged in roadwork.
Apr. 1, 1958	18½ ¹	18½ ¹	Same as above.
	(Diesel fuel)		
Manitoba:			
Apr. 27, 1923	1		
Mar. 5, 1925	3	2	Gasoline used in tractors etc. in threshing, ploughing, grinding grain, lumbering, commercial fishing boats and any mining or manufacturing purpose other than in the operation of motor vehicles.
Mar. 31, 1926		2	All gasoline not used in operation of motor vehicles.
Apr. 14, 1930	5	5	Same as above.
May 7, 1932	7	5	" " "
Apr. 28, 1933		5	Gasoline used in fishing vessels to limit of 15 gallons per day operated; threshing machines and combines; municipal fire apparatus.
Mar. 31, 1939			Gasoline used in agricultural machinery, aircraft, fire apparatus. Motor on canoes for commercial trapping, prospecting, freighting and fishing.
Apr. 5, 1940		7	Same as above.
Mar. 30, 1943			Aviation gasoline for aircraft exempt of tax by permit.
July 1, 1945			Motive Fuel Users Tax Act became effective.
	7	7	Motive fuel other than gasoline for moving or operating fire apparatus of a municipal corporation; agricultural machinery; hospital machinery.
	7	6	Motive fuel other than gasoline for the operation of motor boats; stationary engines; portable engines, tractors and trucks when used otherwise than on a public highway; railway cars and other motor vehicles running only upon rails or tracks; any industrial purpose otherwise than in the operation of motor vehicles; propelling aircraft; machinery for making or repairing roads or drainage works.
Apr. 1, 1947	9	9	See April 27, 1923 to March 30, 1943.
Apr. 7, 1947	9	8	See July 1, 1945.
May 1, 1952	9	9	Gasoline used during the winter commercial fishing season not exceeding five gallons per day per vehicle used for the transportation of fish over the surface of a frozen lake or stream.
Apr. 18, 1953	9	8	Motive fuel other than gasoline for lighting plants. Propane gas designated as motive fuel.
Apr. 1, 1956	11	11	See exemptions July 1, 1945 and April 18, 1953.
Apr. 11, 1956	11	11	(a) See May 1, 1952.
			(b) Gasoline used in vehicles known as "Bombardiers" used for the same purpose as above is limited to 12 gallons per day.
			(c) Gasoline used in a canoe or boat for commercial fishing purposes, increased from a limit of 15 gallons per day to 20 gallons per day during open season for fishing.
June 1, 1960	11	11	Motive Fuel Users Tax — see exemptions July 1, 1945.
June 1, 1960	11	10	Motive Fuel Users Tax — see exemptions July 1, 1945.

¹ Applies to the following fuels under certain circumstances: diesel, domestic, furnace, stove oil, kerosene, distillate, light, medium and heavy fuel oil but not bunker.

TABLE 6. Taxes on Gasoline and Other Motive Fuels — Continued

Province and effective date	Tax per gallon	Refund and exemptions	
		Amount per gallon	Uses
	cents	cents	
Manitoba — Concluded:			
Apr. 15, 1961	14 (Gasoline)	14	Gasoline used in agricultural machinery, fire apparatus, motor on canoes or boats for commercial fishing (20 gals. per day in open season). Motor in canoes for trapping, prospecting and freighting.
Apr. 15, 1961	14 (Gasoline)	12	Aircraft fuel used in aviation.
Apr. 15, 1961	17 (Diesel fuel)	17	Gasoline in canoes or motor boats equipped with inboard or outboard engine used for purposes other than those already provided for.
	17 (Diesel fuel)	15	See exemptions July 1, 1945.
			" " " " "
Saskatchewan:			
May 1, 1928	3	3	Other than in operation of motor vehicles on highways, provided claim is made for over \$3.00.
Apr. 1, 1930	5	5	Same as above.
May 1, 1932	6	5	" " "
Jan. 1, 1935	6		No refund for three months. Jan. 1 to Mar. 31, 1935.
Apr. 1, 1935	7	7	Farm Services — Claim for only \$3.00 and over.
Apr. 1, 1939			Gasoline extended to include all petroleum liquid fuels except kerosene.
			Farm machinery, generation of electricity, heating of buildings, direct heating in manufacturing processes exempted.
May 22, 1939			Aviation.
Apr. 8, 1941			Road machines within municipalities.
Mar. 22, 1945	7	7	Liquid fuel petroleum products used by a municipality.
May 1, 1945	8	8	Same as above.
Apr. 1, 1947	10	10	" " "
Apr. 1, 1948			Extended to include gasoline used in manufacturing processes, well drilling and flour and grain elevator engines.
Apr. 1, 1951	10	10	Cold storage locker plants, metallic mineral and rock drilling engines, licensed commercial fishermen, destruction of weeds and grasshoppers.
Apr. 1, 1953	11	11	Coal mining equipment other than motor vehicles.
Apr. 1, 1955	11	11	Any industrial purpose except in motor vehicles.
Apr. 1, 1957	12	12	Consumption in the operation of trucks used exclusively on property other than a public highway.
Apr. 1, 1959	12	12	Same as above.
Apr. 1, 1961	14 (Gasoline)	14	" " "
	17 (Diesel fuel)	17	" " "
Alberta:			
Apr. 30, 1922	2		
July 1, 1927	3		
June 1, 1929	5	4	Gasoline and all other motive fuels other than in operation of motor vehicles on highways.
			Municipal motor vehicles operated solely within the municipality.
Apr. 1, 1933	6	5	Same as above.
Apr. 1, 1935	7	6	" " "
May 1, 1936			Fuel oil extended to include any petroleum product capable of being used for the generation of power in an internal combustion engine with the exception of lubricants, kerosene used for illuminating, fuel oil for creosoting, dust laying, domestic heating and for railway locomotives, shops, etc.
Apr. 1, 1947	9	8	Same as above.
Apr. 1, 1951	10	10	Extended to include exemption of the tax on fuel oil used for agricultural and industrial purposes and for the operation of aircraft.
Apr. 1, 1952			Refunds discontinued for municipal motor vehicles operated solely within the municipality.
May 6, 1955	10	10	Fuel oil used in unlicensed motor vehicles used for hauling coal otherwise than on a public highway refunded.

TABLE 6. Taxes on Gasoline and Other Motive Fuels — Continued

Province and effective date	Tax per gallon	Refund and exemptions	
		Amount per gallon	Uses
	cents	cents	
Alberta — Concluded:			
Oct. 31, 1955	10	10	Exemptions extended to include sales to Consuls, Vice Consuls, Trade Commissioners and Assistant Trade Commissioners.
July 30, 1957	10	10	Exemptions extended to include fuel oil used in motor boats for pleasure purposes. Liquefied Petroleum Gases exempt from tax: (a) In a motor vehicle employed exclusively in the distribution of liquefied petroleum gases. (b) When distributed into a container equipped with an outlet suitable for the release of gas in vapour form for domestic and commercial uses and unsuitable for use for the propulsion of a motor vehicle. (c) When delivered into a container equipped with an outlet suitable for the release of gas in liquid form provided that the purchaser signs a declaration on the invoice to the effect that the fuel will be used for non-taxable purposes. (d) In vehicles owned and operated by a city as part of a public transportation system within the boundaries of that city. Refund and exemption provisions applying to other fuels covered by definition of "Fuel Oil" also apply to liquefied petroleum gases.
Dec. 17, 1957	10	10	Refunds extended to include fuel oil used in trucks for hauling coal other than on public highways. Trucks hauling coal are no longer required to be unlicensed to qualify for refund.
Aug. 14, 1958	10	10	Tax exempt purple coloured fuel may be used for the operation of farm trucks bearing "F" licence plates and operated by farmers, ranchers and market gardeners in connection with their own farm, ranch or market garden operations but not in connection with any other business in which the owner may be engaged.
Oct. 7, 1958	10	10	See Aug. 14, 1958 — now extended to include liquefied petroleum gases.
Oct. 27, 1959	10	10	Use of tax exempt purple coloured fuel and refund on taxable fuel when used for the operation of tractors, portable engines or construction equipment other than trucks while engaged in constructing, repairing or maintaining roads extended to cover such equipment while operating on a public highway from one project to another.
Apr. 8, 1960	10	10	Tax exempt purple coloured fuel may be used for the operation of transit buses owned, controlled and operated by a city and used exclusively within the city.
May 1, 1960	12	12	
	(Diesel fuel)		
Apr. 1, 1961	12	12	Same as above
	(Gasoline)		
	14	14	" " "
	(Diesel fuel)		
Apr. 1, 1962	12	12	Refunds extended to include fuel used for the operation of geophysical, seismic water well drilling and oil well servicing trucks when engaged in drilling or oil well servicing operations.
	(Gasoline)		
	14	14	Same as above.
	(Diesel fuel)		
British Columbia:			
Dec. 21, 1923	3	3	Other than in operation of motor vehicles on public highways.
Mar. 25, 1930	5	5	Persons who have suffered loss of a limb as a result of service in The Great War entitled to refund of gasoline tax paid by them.
Apr. 13, 1932	7	5	Gasoline extended to include all liquid petroleum products used to generate power by combustion in motor vehicle engines except kerosene.
Oct. 1, 1934		6	Same as above.
Apr. 1, 1947	10	9	By Dominion Government (10 cent refund).
Mar. 15, 1955			One cent tax on gasoline purchased for use in aircraft. 9 cents per gallon refund to: (a) Logging trucks used on other than public highways. (b) Persons who have lost a limb or who are confined permanently to a wheelchair or are in receipt of a 100 p.c. war service pension for disability.
Mar. 2, 1956			(c) For the operation of the power unit of a motor vehicle, while the vehicle is stationary, for any industrial purpose approved by the Minister.

TABLE 6. Taxes on Gasoline and Other Motive Fuels — Concluded

Province and effective date	Tax per gallon	Refund and exemptions	
		Amount per gallon	Uses
	cents	cents	
British Columbia—Con.			
Mar. 20, 1958			Definition amended to include all petroleum products used or which may be used to generate power by means of internal combustion engines.
July 15, 1959	12 ²		
Mar. 28, 1961	13	12	Same as above.
	(Gasoline)		
	15		" " "
	(Diesel fuel)		
Yukon:			
June 15, 1940	3		
July 21, 1942		3	Stationary engines, dredging, drilling and dragline engines in mining, railway cars and rail motor cars.
			Heating purposes.
July 12, 1947	6	6	Same as above.
Jan. 1, 1950			Tractors or airplanes.
Nov. 3, 1950			Any equipment owned by, or operated on behalf of or for, any department of the Government of Canada and the United States of America, or any equipment owned by a municipality within the territory.
Jan. 1, 1953			Exemption extended to service vehicles or other equipment of a visiting force as defined in the visiting forces "North Atlantic Treaty" Act of Canada.
Apr. 2, 1955			For the operation of a boat, motorboat, ship or other water conveyance.
Nov. 17, 1955	6	6	Exemptions from tax on "Motor Vehicle Fuel" as follows:
			(a) Motor vehicle fuel not used to propel a motor vehicle on the highway.
			(b) Motor vehicle fuel used by the Government of Canada.
			(c) Motor vehicle fuel used by a visiting force as defined in the visiting forces "North Atlantic Treaty" Act of Canada.
			(d) Motor vehicle fuel used by a municipality as defined in the "Municipal Ordinance".
Apr. 30, 1962	7	7	Tax exemptions are granted for use in stationary generators of electricity, aircraft, heating, mining exploration and preliminary development of an ore body extraction processing and concentrating of ores, placer mining as defined in the Act, lubrication, laying and sprinkling of streets and for use as cleaning fluids or solvents. Consumption by the Government of Canada, Municipalities and visiting forces under the North Atlantic Treaty Organization.
N.W.T.:			
Apr. 1, 1956	1	1	Tax payable in the MacKenzie District on all fuel oil except that used:
			(a) By hospitals.
			(b) By visiting forces as defined in the visiting forces "North Atlantic Treaty" Act of Canada.
			(c) By a Municipal District.
			(d) For lubricating purposes.
			(e) For laying or sprinkling on roads or streets.
			(f) As cleaning fluids or solvents.
			(g) For heating purposes.
Aug. 31, 1956			No tax on fuel oil for delivery to D.E.W. Stations.
Apr. 1, 1958	1	1	Tax previously payable only in the MacKenzie District now extended to apply in the Keewatin and the Franklin Districts.
Jan. 19, 1960	1½	1½	Tax now payable on fuel oil for heating. All other exemptions above remain in effect.
	(Diesel fuel)		
Apr. 1, 1962	1½	1½	Same as above.
	(Aviation gasoline)		
	2	2	Same as above.
	(Diesel fuel)		
	3	3	Same as above.
	(Gasoline)		

² Tax on diesel, propane and butane fuels used by commercial vehicles on public highways and defined as "Motive Fuel".

**TABLE 7. Annual Licence Fees
PASSENGER CARS**

	Newfoundland	Prince Edward Island ¹	Nova Scotia ²	New Brunswick	Quebec ³
	dollars				
Flat fee	18.00	—	—	—	—
Tare weight:					
1,500 lbs.	—	12.00 ⁴	11.00 ⁴	15.00 ⁴	11.50
2,000 "	—	12.00	13.00	15.00	15.00
3,000 "	—	17.00	19.00	20.00	22.00
4,000 "	—	22.00	25.00	20.00	29.00
5,000 "	—	27.00	31.00	35.00	36.00
6,000 "	—	32.00	38.00	35.00	43.00
7,000 "	—	37.00	45.00	35.00	50.00
Wheel base:					
100 inches	—	—	—	—	—
105 "	—	—	—	—	—
110 "	—	—	—	—	—
115 "	—	—	—	—	—
120 "	—	—	—	—	—
125 "	—	—	—	—	—
130 "	—	—	—	—	—
135 "	—	—	—	—	—
140 "	—	—	—	—	—
145 "	—	—	—	—	—
Over 145 inches.....	—	—	—	—	—
Horse power:					
Up to 35 h.p.	—	—	—	—	—
Over 35 to 45 h.p.	—	—	—	—	—
Over 45 h.p.	—	—	—	—	—
	Ontario ⁵	Manitoba ⁶	Saskat- chewan	Alberta ⁶	British Columbia ²
Flat fee	—	—	—	—	—
Tare weight:					
1,500 lbs.	—	—	—	—	10.80 ⁴
2,000 "	—	—	—	—	14.40
3,000 "	—	—	—	—	18.00
4,000 "	—	—	—	—	22.50
5,000 "	—	—	—	—	31.50
6,000 "	—	—	—	—	45.00
7,000 "	—	—	—	—	58.50
Wheel base:					
100 inches	—	9.00	10.00	10.00	—
105 "	—	11.50	10.00	10.00	—
110 "	—	14.00	10.00	10.00	—
115 "	—	16.50	15.00	15.00	—
120 "	—	19.00	15.00	15.00	—
125 "	—	21.50	20.00	20.00	—
130 "	—	24.00	20.00	20.00	—
135 "	—	26.50	20.00	20.00	—
140 "	—	29.00	20.00	20.00	—
145 "	—	31.50	20.00	20.00	—
Over 145 inches.....	—	34.00	20.00	20.00	—
Horse power:					
Up to 35 h.p.	15.00	—	—	—	—
Over 35 to 45 h.p.	20.00	—	—	—	—
Over 45 h.p.	25.00	—	—	—	—

¹ Includes \$1.00 for licence plates and \$1.00 for annual certificate of registration. (Fee for initial registration certificate is \$3.50).

² Fee for initial certificate of registration (\$2.00 in Nova Scotia and \$1.00 in British Columbia) is not included.

³ Includes \$1.00 for licence plates.

⁴ Minimum fee.

⁵ Uninsured Motor Vehicle fee of \$20.00, is not included.

⁶ Unsatisfied Judgment Fund fees of 50 cents in Manitoba and \$1.00 in Alberta, payable each year with vehicle licence fee, are not included.

TABLE 8. Annual Commercial Licence Fees
TRUCKS

Gross vehicle weight ¹	Newfound-land ²	Prince Edward Island ³	Nova Scotia ⁴	New Brunswick ⁴	Ontario ¹		Manitoba ⁵		
	Commercial vehicles	Commercial vehicles	Commercial trucks and trailers	Commercial vehicles and truck tractors	Commercial trucks and tractors	Commercial trailers and semi-trailers	PSV and CT ⁶	T (Urban)	FT (Farm)
pounds	dollars								
4,000	20.00	18.00	16.00	18.00	20.00 ⁷	10.50	30.00	12.50	12.50
6,000	30.00	29.00	23.00	29.00	25.00	22.00	30.00	12.50	12.50
8,000	45.00	46.00	43.00	46.00	50.00	34.00	60.00	22.50	17.50
10,000	65.00	67.00	64.00	67.00	68.00	53.00	90.00	32.50	22.50
12,000	85.00	86.00	82.00	86.00	88.00	69.00	120.00	42.50	27.50
14,000	105.00	100.00	117.00	107.00	103.00	81.00	150.00	52.50	32.50
16,000	140.00	122.00	150.00	130.00	118.00	92.00	180.00	62.50	37.50
18,000	175.00	146.00	187.00	155.00	151.00	114.00	210.00	72.50	42.50
20,000	210.00	182.00	208.00	192.00	179.00	126.00	240.00	82.50	47.50
22,000	230.00	211.00	229.00	222.00	208.00	162.00	270.00	92.50	52.50
24,000	250.00	242.00	250.00	266.00	239.00	176.00	300.00	102.50	57.50
26,000	270.00	275.00	271.00	301.00	273.00	191.00	330.00	112.50	62.50
28,000	290.00	310.00	292.00	324.00	309.00	206.00	360.00	122.50	67.50
30,000	315.00	347.00	313.00	347.00	356.00	227.00	390.00	132.50	72.50
32,000	345.00	370.00	334.00	370.00	391.00	249.00	420.00	142.50	77.50
34,000	375.00	393.00	355.00	393.00	427.00	272.00	450.00	152.50	82.50
36,000	405.00	416.00	376.00	416.00	463.00	295.00	480.00	162.50	87.50
38,000	435.00	439.00	—	439.00	502.00	320.00	510.00	172.50	92.50
40,000	465.00	462.00	—	462.00	542.00	346.00	540.00	182.50	97.50
42,000	550.00 ⁸	485.00	—	485.00	582.00	372.00	575.00	192.50	102.50
44,000	—	508.00	—	508.00	—	—	615.00	202.50	107.50
46,000	—	531.00	—	531.00	—	—	660.00	212.50	112.50
48,000	750.00 ⁸	554.00	—	554.00	—	—	710.00	222.50	117.50
50,000	—	577.00	—	577.00	—	—	765.00	232.50	122.50
52,000	600.00 ⁸	600.00	—	600.00	—	—	825.00	242.50	—
54,000	—	623.00	—	623.00	—	—	890.00	252.50	—
56,000	750.00 ⁸	—	—	646.00	—	—	955.00	262.50	—
58,000	800.00 ⁸	—	—	669.00	—	—	1,020.00	272.50	—
60,000	—	—	—	692.00	—	—	1,085.00	282.50	—
62,000	950.00 ⁸	—	—	715.00	—	—	1,150.00	292.50	—
64,000	—	—	—	738.00	—	—	1,215.00	302.50	—
66,000	—	—	—	761.00	—	—	1,280.00	312.50	—
68,000	—	—	—	784.00	—	—	1,345.00	322.50	—
70,000	— ⁸	—	—	802.00	—	—	1,410.00	332.50	—
72,000	—	—	—	—	—	—	1,475.00	342.50	—
74,000	—	—	—	—	—	—	—	—	—
76,000	—	—	—	—	—	—	—	—	—
Saskatchewan									
Alberta ¹									
British Columbia ¹⁰									
	A	E, D	C	F (Farm)	PS, E, CV		C, X, F	Commercial vehicles	
					Trucks and tractors	Trailers (per axle)			
4,000	25.00	25.00	15.00	10.00	40.00	20.00	10.00	20.00	
6,000	67.50	50.00	25.00	12.50	50.00	35.00	15.00	30.00	
8,000	110.00	75.00	50.00	15.00	65.00	60.00	25.00	50.00	
10,000	110.00	75.00	50.00	15.00	75.00	105.00	25.00	75.00	
12,000	150.00	100.00	55.00	17.50	85.00	160.00	25.00	95.00	
14,000	175.00	125.00	60.00	20.00	100.00	220.00	35.00	115.00	
16,000	200.00	150.00	65.00	22.50	120.00	300.00	35.00	135.00	
18,000	225.00	175.00	70.00	25.00	140.00	300.00	35.00	155.00	
20,000	250.00	200.00	75.00	27.50	160.00	—	35.00	175.00	
22,000	275.00	225.00	80.00	30.00	180.00	—	35.00	195.00	
24,000	300.00	250.00	90.00	30.00	200.00	—	35.00	215.00	
26,000	325.00	275.00	100.00	30.00	230.00	—	35.00	235.00	
28,000	350.00	300.00	110.00	30.00	260.00	—	35.00	255.00	
30,000	375.00	325.00	120.00	30.00	290.00	—	35.00	280.00	
32,000	405.00	355.00	130.00	30.00	320.00	—	35.00	305.00	
34,000	435.00	385.00	140.00	30.00	350.00	—	35.00	330.00	
36,000	465.00	415.00	150.00	30.00	390.00	—	35.00	355.00	
38,000	495.00	445.00	160.00	30.00	430.00	—	35.00	380.00	
40,000	525.00	475.00	170.00	30.00	470.00	—	35.00	405.00	
42,000	560.00	510.00	180.00	30.00	—	—	—	430.00	
44,000	600.00	555.00	190.00	30.00	—	—	—	455.00	
46,000	645.00	595.00	200.00	30.00	—	—	—	480.00	
48,000	695.00	645.00	210.00	30.00	—	—	—	505.00	
50,000	750.00	700.00	220.00	30.00	—	—	—	530.00	
52,000	815.00	765.00	230.00	30.00	—	—	—	555.00	
54,000	890.00	840.00	240.00	30.00	—	—	—	580.00	
56,000	975.00	925.00	250.00	30.00	—	—	—	605.00	
58,000	1,070.00	1,020.00	260.00	30.00	—	—	—	630.00	
60,000	1,175.00	1,125.00	270.00	30.00	—	—	—	655.00	
62,000	1,290.00	1,240.00	280.00	30.00	—	—	—	680.00	
64,000	1,415.00	1,365.00	290.00	30.00	—	—	—	705.00	
66,000	1,550.00	1,500.00	300.00	30.00	—	—	—	730.00	
68,000	1,695.00	1,645.00	310.00	30.00	—	—	—	755.00	
70,000	1,850.00	1,800.00	320.00	30.00	—	—	—	780.00	
72,000	2,015.00	1,965.00	330.00	30.00	—	—	—	805.00	
74,000	—	—	—	—	—	—	—	830.00	
76,000	—	—	—	—	—	—	—	855.00	

See footnotes at end of table.

**TABLE 8. Annual Commercial Licence Fees — Concluded
TRUCKS**

Tare weight ¹	Quebec ¹¹	
	Commercial vehicles L, F	N (Farm)
pounds	dollars	
3,000	38.50	22.00
3,500	44.75	25.50
4,000	51.00	29.00
4,500	57.25	32.50
5,000	63.50	36.00
5,500	76.00	39.50
6,000	88.50	43.00
6,500	101.00	46.50
7,000	113.50	50.00
7,500	126.00	53.50
8,000	138.50	57.00
8,500	151.00	60.50
9,000	163.50	163.50
9,500	176.00	176.00
10,000	188.50	188.50
10,500	201.00	201.00
11,000	213.50	213.50
11,500	226.00	226.00
12,000	238.50	238.50
12,500	251.00	251.00
13,000	251.00	251.00
13,500	251.00	251.00
14,000	251.00	251.00

¹ All provinces except Nova Scotia, Quebec, Ontario and Alberta licence tractor trailer combinations by combined gross vehicle weight.

Nova Scotia: Fees are the same for trucks and trailers of the same gross vehicle weight after 6,500 lbs. Trailer fees up to 30,000 lbs. gross vehicle weight only. Fee for initial certificate of registration of \$2.00 is not included. Restricted farm truck licence is approximately 1/6 commercial fee shown.

Quebec: Each unit of a tractor trailer combination is licensed separately by tare weight.

Ontario: Truck tractors are licensed separately from trailers and semi-trailers. Therefore, it is necessary to combine the fees based on gross vehicle weight for each unit to obtain comparable fees. Uninsured Motor vehicle fee of \$20.00, is not included.

Alberta: Tractor trailer combinations may be licensed as a unit or separately. Licence fees for PS, E and CV trailers are based on a fee for each axle according to gross weight. (No fee for trailers operating under C, F and X classifications). Unsatisfied Judgment Fund fee of \$1.00, payable each year with vehicle licence fee, is not included.

² Special permit required for single-axle vehicles over 24,000 lbs. and tandem axle vehicles over 30,000 lbs. gross vehicle weight.

³ Includes \$1.00 for licence plates and \$1.00 for annual certificate of registration. (Fee for initial registration certificate is \$3.50).

⁴ The minimum gross weight shall not be less than twice the unladen weight of the vehicle unless this amounts to over 24,000 lbs. for a two axle vehicle and 36,000 lbs. for a three axle vehicle. Restricted farm truck licence is 1/2 commercial fee shown.

⁵ Unsatisfied Judgment Fund fee of 50 cents, payable each year with vehicle licence fee, is not included.

⁶ A special schedule of fees is applicable for Public Service Vehicles and Commercial Trucks used only for the transportation of milk and cream.

⁷ Fee for the minimum gross weight of 5,000 lbs.

⁸ Fee for one type of power unit and trailer.

⁹ Maximum gross weight of 70,000 lbs. with special permit.

¹⁰ Initial year registration fee of \$5.00 is not included.

¹¹ Includes \$1.00 for licence plates. If the motor vehicle is propelled by any power other than gasoline, the licence fee is increased by thirty cents for every hundred pounds or fraction thereof (tare weight).

TABLE 9. Annual Carrier (For-hire) Licence Fees
TRUCKS

Gross vehicle weight	New- found- land ¹	Prince Edward Island	Nova Scotia ²	New Brunswick	Ontario ³			
					A, C, D, K	B, H	FS	E, F
pounds					(For each motor vehicle or trailer)			
4,000	—	—	—	—	10.00	10.00		
6,000	—	—	—	—	15.00	10.00		
8,000	—	—	—	—	20.00	10.00		
10,000	—	—	Trucks	—	27.50	14.00		
12,000	—	—	8,000 lbs.	—	36.00	18.00		
14,000	—	—	GVW	—	42.00	21.00		
16,000	—	—	or less	—	48.00	24.00		
18,000	—	—	\$10.00	—	58.50	29.00		
20,000	—	Trucks	—	Trucks	65.00	32.50		
22,000	—	2 axles	8,000 lbs.	2 axles	82.50	41.00		
24,000	—	\$20.00	to	\$20.00	90.00	45.00	Flat	Flat
26,000	—	3 axles	12,000 lbs.	—	97.50	49.00	fee	fee
28,000	—	\$25.00	\$15.00	—	105.00	52.50	\$10.00	\$1.00
30,000	—	—	over	Trucks	112.50	56.00		
32,000	—	—	12,000 lbs.	3 axles	120.00	60.00		
34,000	—	Tractors	\$30.00	\$25.00	127.50	63.50		
36,000	—	2 axles	—	—	135.00	67.50		
38,000	—	\$25.00	—	—	142.50	71.00		
40,000	—	3 or more	Truck	Tractor	150.00	75.00		
42,000	—	axles	tractor	trailers	157.50	79.00		
44,000	—	\$30.00	\$30.00	3 axles				
46,000	—	—	—	\$30.00				
48,000	—	Trailers	Trailer	Tractor				
50,000	—	1 axle	or semi-	trailers				
52,000	—	\$10.00	trailer	4 or more				
54,000	—	2 or more	12,000 lbs.	axles				
56,000	—	axles	GVW	—				
58,000	—	\$15.00	or less	—				
60,000	—	—	\$12.00	\$40.00				
62,000	—	—	over	—				
64,000	—	—	12,000 lbs.	—				
66,000	—	—	\$18.00	—				
68,000	—	—	—	—				
70,000	—	—	—	—				
72,000	—	—	—	—				
74,000	—	—	—	—				
76,000	—	—	—	—				
					British Columbia			
	Manitoba	Saskatchewan	Alberta		Public freight vehicles G, H, J	Limited freight vehicles E		
4,000					12.00	9.00		
6,000					12.00	9.00		
8,000					18.00	13.50		
10,000					24.00	18.00		
12,000					30.00	22.50		
14,000					36.00	27.00		
16,000					42.00	31.50		
18,000					42.00	31.50		
20,000					48.00	36.00		
22,000					48.00	36.00		
24,000					48.00	36.00		
26,000					48.00	36.00		
28,000					48.00	36.00		
30,000					48.00	36.00		
32,000					48.00	36.00		
34,000					48.00	36.00		
36,000					48.00	36.00		
38,000					48.00	36.00		
40,000					48.00	36.00		
42,000					48.00	36.00		
44,000					48.00	36.00		
46,000					48.00	36.00		
48,000					48.00	36.00		
50,000					48.00	36.00		
52,000					48.00	36.00		
54,000					48.00	36.00		
56,000					48.00	36.00		
58,000					48.00	36.00		
60,000					48.00	36.00		
62,000					48.00	36.00		
64,000					48.00	36.00		
66,000					48.00	36.00		
68,000					48.00	36.00		
70,000					48.00	36.00		
72,000					48.00	36.00		
74,000					48.00	36.00		
76,000					48.00	36.00		
	(See PSV fees Table 8)	(See A and E fees Table 8)	(See PS and E fees Table 8)					

See footnotes at end of table.

**TABLE 9. Annual Carrier (For-hire) Licence Fees — Concluded
TRUCKS**

Quebec ⁴			
Based on tare weight		Based on L or RL licence fee	
Tare weight	Quebec carrier permit fee L or RL	If L or RL licence costs (not including \$1.00 fee for licence plate)	Carrier permit fee
pounds	dollars	dollars	
3,000	8.00	80.00 or less	8.00
3,500	8.00	81.00 - 90.00	11.00
4,000	8.00	91.00 - 100.00	12.00
4,500	8.00	101.00 - 110.00	13.00
		111.00 - 120.00	14.00
		121.00 - 130.00	16.00
5,000	8.00		
5,500	8.00	131.00 - 140.00	18.00
6,000	11.00	141.00 - 150.00	20.00
6,500	12.00	151.00 - 160.00	22.00
		161.00 - 170.00	24.00
		171.00 - 180.00	26.00
		181.00 - 190.00	28.00
7,000	14.00		
7,500	16.00	191.00 - 200.00	30.00
8,000	18.00	201.00 - 210.00	32.00
8,500	20.00	211.00 - 220.00	34.00
		221.00 - 230.00	36.00
		231.00 - 240.00	38.00
		241.00 - 250.00	42.00
9,000	24.00		
9,500	26.00	251.00 - 260.00	46.00
10,000	28.00	261.00 - 270.00	50.00
10,500	30.00	271.00 - 280.00	54.00
		281.00 - 290.00	58.00
		291.00 - 300.00	62.00
11,000	34.00	301.00 - 310.00	66.00
11,500	36.00	311.00 - 320.00	70.00
12,000	38.00		
12,500	42.00	321.00 - 330.00	74.00
		331.00 - 340.00	78.00
		341.00 - 350.00	82.00
13,000	42.00	351.00 - 360.00	86.00
13,500	42.00	361.00 - 370.00	90.00
		371.00 - 380.00	94.00
14,000	42.00	381.00 or more	100.00

¹ No carrier fees.

² Fees do not apply to a motor carrier who carries on his activities as a carrier of freight for gain with two 2-axle freight vehicles or less.

³ Truck tractors are licensed separately from trailers and semi-trailers. Therefore, it is necessary to combine the fees for each unit to obtain comparable fees.

⁴ Quebec Transportation Board permit fee is based directly on the cost of the "L" or "RL" licence fee.

**TABLE 10. Annual Licence Fees
BUSES**

Gross vehicle weight	Newfound- land ¹	Prince Edward Island ²	Nova Scotia	New Brunswick
pounds	dollars			
4,000	20.00	18.00	16.00	18.00
6,000	30.00	29.00	23.00	29.00
8,000	45.00	46.00	43.00	46.00
10,000	65.00	67.00	64.00	67.00
12,000	85.00	86.00	89.00	86.00
14,000	105.00	100.00	117.00	107.00
16,000	140.00	122.00	150.00	130.00
18,000	175.00	146.00	187.00	155.00
20,000	210.00	182.00	208.00	192.00
22,000	230.00	211.00	229.00	222.00
24,000	250.00	242.00	250.00	266.00
26,000	270.00	275.00	271.00	301.00
28,000	290.00	310.00	292.00	324.00
30,000	315.00	347.00	313.00	347.00
32,000	—	370.00	334.00	370.00
34,000	—	393.00	355.00	393.00
36,000	—	416.00	376.00	416.00
38,000	—	—	—	—
40,000	—	—	—	—
42,000	—	—	—	—
School buses	—	1.00	—	27.00
Buses owned by municipality	—	1.00	—	2.00 ⁷
	Ontario ³		Alberta ⁴	
			British Columbia ⁵	
4,000	17.50 ⁶		10.00	
6,000	25.00		15.00	
8,000	38.00		25.00	
10,000	57.00		25.00	
12,000	76.00		25.00	
14,000	88.00		35.00	
16,000	101.00		35.00	
18,000	123.00		35.00	
20,000	137.00		35.00	
22,000	173.00		35.00	
24,000	189.00		35.00	
26,000	204.00		35.00	
28,000	221.00		35.00	
30,000	243.00		35.00	
32,000	267.00		35.00	
34,000	290.00		35.00	
36,000	316.00		35.00	
38,000	342.00		35.00	
40,000	369.00		—	
42,000	396.00		—	
School buses	—		2.00	
Buses owned by municipality	2.00 ⁸		—	

See footnotes at end of table.

TABLE 10. Annual Licence Fees — Concluded
BUSES

Tare weight		Quebec A ⁹	
pounds		dollars	
4,000	61.00	
5,000	76.00	
6,000	91.00	
7,000	106.00	
8,000	121.00	
9,000	136.00	
10,000	151.00	
11,000	166.00	
12,000	181.00	
13,000	196.00	
14,000	211.00	
15,000	226.00	
16,000	241.00	
17,000	256.00	
18,000	271.00	
19,000	286.00	
20,000	301.00	
School buses	2.50	
		Manitoba ⁴	Saskat- chewan PSV ¹⁰
Wheel base (inches):			
100	9.00	—
110	14.00	—
120	19.00	—
130	24.00	—
140	29.00	—
150	34.00	—
160	39.00	—
170	44.00	—
180	49.00	—
190	54.00	—
200	59.00	—
210	64.00	—
220	69.00	—
230	74.00	—
240	79.00	—
250	84.00	—
Passenger seating capacity:			
8	—	125.00
15	—	175.00
25	—	250.00
25 and over	—	350.00
School buses	—	—
Buses owned by municipality	—	—

¹ Vehicle weight is based on manufacturers' maximum gross weight.² Includes \$1.00 for licence plates and \$1.00 for annual certificate of registration. (Fee for initial registration certificate is \$3.50). Gross vehicle weight is based on unladen weight plus 140 lbs. for each passenger seat.³ Gross vehicle weight is based on the unladen weight plus the carrying capacity determined by multiplying the seating capacity by 135 lbs. The carrying capacity of a school bus is determined by multiplying the seating capacity by 90 lbs.⁴ Unsatisfied Judgment Fund fees of 50 cents in Manitoba and \$1.00 in Alberta, payable each year with vehicle licence fee, are not included.⁵ Initial year registration fee of \$5.00 is not included in fees shown. Gross vehicle weight is calculated at net weight plus 175 lbs. for each passenger seat and driver.⁶ Fee for the minimum gross vehicle weight of 5,000 lbs.⁷ Annual fee payable for the registration of buses operating under a franchise granted by a municipality or by one or more adjoining municipalities, and only within the said municipality or municipalities.⁸ Excludes motor buses operated by a commission on behalf of a municipality (must pay full fee).⁹ Fees shown include \$1.00 for licence plates. If the motor vehicle is propelled by any power other than gasoline, the commercial licence fee is increased by thirty cents for every hundred pounds or fraction thereof (tare weight).¹⁰ Where the operations of a passenger motor vehicle are to be confined to a route within fifteen miles of its headquarters, the annual licence fee shall be reduced by half.

TABLE 11. Annual Carrier (For-hire) Licence Fees and Taxes
BUSES

	New- found- land	Prince Edward Island	Nova Scotia	New Brun- swick	Quebec	Ontario	Manitoba ¹	Saskat- chewan	Alberta	British Columbia ²
	dollars									
Carrier licensing fees:										
Flat fee	—	—	10.00	—	—	—	—	—	—	—
Seating capacity fee:										
12 seats	—	—	—	—	—	—	50.00	—	—	48.00
15 "	—	—	—	—	—	—	56.00	—	—	48.00
20 "	—	—	—	—	—	—	66.00	—	—	48.00
25 "	—	—	—	—	—	—	76.00	—	—	72.00
30 "	—	—	—	—	—	—	86.00	—	—	72.00
35 "	—	—	—	—	—	—	96.00	—	—	72.00
40 "	—	—	—	—	—	—	106.00	—	—	72.00
45 "	—	—	—	—	—	—	116.00	—	—	72.00
50 "	—	—	—	—	—	—	126.00	—	—	72.00
Based on "A" licence fee: ³										
\$ 80	—	—	—	—	8.00	—	—	—	—	—
100	—	—	—	—	12.00	—	—	—	—	—
120	—	—	—	—	14.00	—	—	—	—	—
140	—	—	—	—	18.00	—	—	—	—	—
160	—	—	—	—	22.00	—	—	—	—	—
180	—	—	—	—	26.00	—	—	—	—	—
200	—	—	—	—	30.00	—	—	—	—	—
220	—	—	—	—	34.00	—	—	—	—	—
240	—	—	—	—	38.00	—	—	—	—	—
260	—	—	—	—	46.00	—	—	—	—	—
280	—	—	—	—	54.00	—	—	—	—	—
300	—	—	—	—	62.00	—	—	—	—	—
320	—	—	—	—	70.00	—	—	—	—	—
340	—	—	—	—	78.00	—	—	—	—	—
360	—	—	—	—	86.00	—	—	—	—	—
380	—	—	—	—	94.00	—	—	—	—	—
381 or more	—	—	—	—	100.00	—	—	—	—	—
Mileage taxes:										
Seat mile	—	1/25¢ per seat mile	—	—	—	—	—	—	—	—
Hard surfaced roads outside city	—	—	—	—	—	—	—	—	1/15¢ per passenger seat mile	—
Gravel roads outside city	—	—	—	—	—	—	—	—	2/45¢ per passenger seat mile	—
Class A highway	—	—	—	—	—	1/20¢ per passenger seat mile	—	—	—	—
Class B highway	—	—	—	—	—	1/30¢ per passenger seat mile	—	—	—	—
Certificate fee for route operated	—	—	—	—	—	—	—	—	1.00	—

¹ Fee is based on a minimum of \$50.00 for up to 12 seats and \$2.00 for each additional seating space in excess of 12.² Fee is based on authorized seated carrying capacity (excluding driver). Up to five passengers \$24.00, six to ten \$30.00, eleven to twenty \$48.00, over twenty passengers \$72.00.³ Quebec Autobus "A" licence actually increases at intervals of \$10.00 (list shown is not in full detail).

FEES AND TAXES FOR SELECTED MOTOR VEHICLES
TABLE 12. Private Passenger Cars and Public Intercity Buses

No.	Class of vehicle	Private—small passenger car			Private—medium passenger car		
		Annual licence fee	Est. annual fuel tax ² (gasoline)	Total	Annual licence fee	Est. annual fuel tax ² (gasoline)	Total
1	Horse power	14.7			30.4		
2	Cylinders	4			6		
3	Wheel base ins.	94.5			115		
4	Tare weight lbs.	1,770			3,300		
5	Gross vehicle weight "	—			—		
6	Seating capacity	4			5		
Assumed:							
7	Annual mileage travelled	8,000			8,000		
8	Average miles per gallon	30			20		
9	Annual motor fuel consumption gals.	267			400		
10	Annual seat miles	—			—		
Province							
11	Newfoundland \$	18.00	50.73	68.73	18.00	76.00	94.00
12	Prince Edward Island ³ \$	12.00	42.72	54.72	18.50	64.00	82.50
13	Nova Scotia ⁴ \$	11.00	50.73	61.73	21.00	76.00	97.00
14	New Brunswick \$	15.00	48.06	63.06	26.00	72.00	98.00
15	Quebec ⁵ \$	13.60	34.71	48.31	24.10	52.00	76.10
16	Ontario ⁶ \$	15.00	34.71	49.71	15.00	52.00	67.00
17	Manitoba ¹⁰ \$	9.00	37.38	46.38	16.50	56.00	72.50
18	Saskatchewan \$	10.00	37.38	47.38	15.00	56.00	71.00
19	Alberta ¹⁰ \$	10.00	32.04	42.04	15.00	48.00	63.00
20	British Columbia ¹² \$	10.80	34.71	45.51	22.50	52.00	74.50

¹ Gross vehicle weight varies according to method used by each province to compute it. (See footnotes Table 10).

² See Table 6 for rates.

³ Annual licence fees include \$1.00 for licence plates and \$1.00 for annual registration certificate. (Fee for initial registration certificate is \$3.50).

⁴ Initial registration fee of \$2.00 is not included.

⁵ Annual licence fees shown include \$1.00 for licence plates.

⁶ Represents Quebec Transportation Board carrier permit fee only. Tax-in-use tax discontinued as of July 1, 1962.

⁷ If the motor vehicle is propelled by any power other than gasoline, the commercial licence fee is increased by the sum of thirty cents for every hundred pounds thereof (tare weight).

FEES AND TAXES FOR SELECTED MOTOR VEHICLES
TABLE 12. Private Passenger Cars and Public Intercity Buses

Private — large passenger car			Public intercity medium bus (gasoline)				Public intercity large bus (diesel)				No.
51.2			33.75				40.81				1
8			8				8				2
127.5			153				240				3
4,500			11,500				14,000				4
—			16,000 ¹				20,000 ¹				5
6			30				40				6
8,000			35,000				45,000				7
15			6				7				8
533			5,833				6,429				9
—			1,050,000				1,800,000				10
Annual licence fee	Est. annual fuel tax ² (gasoline)	Total	Annual licence fee	Additional carrier fees and taxes	Est. annual fuel tax ² (gasoline)	Total	Annual licence fee	Additional carrier fees and taxes	Est. annual fuel tax ² (diesel)	Total	
18.00	101.27	119.27	140.00	—	1,108.27	1,248.27	210.00	—	1,221.51	1,431.51	11
24.50	85.28	109.78	122.00	420.00	933.28	1,475.28	182.00	720.00	1,028.64	1,930.64	12
29.00	101.27	130.27	150.00	10.00	1,108.27	1,268.27	208.00	10.00	1,735.83	1,953.83	13
35.00	95.94	130.94	130.00	—	1,049.94	1,179.94	192.00	—	1,478.67	1,670.67	14
32.50	69.29	101.79	173.50	26.00 ⁶	758.29	957.79	253.00 ⁷	46.00 ⁶	1,189.37	1,488.37	15
25.00	69.29	94.29	101.00	437.50 ⁹	758.29	1,296.79	137.00	750.00 ⁹	1,189.37	2,076.37	16
24.00	74.62	98.62	39.00	86.00	816.62	941.62	79.00	106.00	1,092.93	1,277.93	17
20.00	74.62	94.62	350.00	—	816.62	1,166.62	350.00	—	1,092.93	1,442.93	18
20.00	63.96	83.96	35.00	554.17 ¹¹	699.96	1,289.13	35.00	950.00 ¹¹	900.06	1,885.06	19
31.50	69.29	100.79	135.00	72.00	758.29	965.29	175.00	72.00	964.35	1,211.35	20

⁸ Uninsured Motor Vehicle fee of \$20.00, is not included.

⁹ Fees shown are based on half the estimated passenger seat miles shown above calculated at Class A Highway rates and the other half at Class B Highway rates (See Table 11).

¹⁰ Unsatisfied Judgment Fund fees of 50 cents in Manitoba and \$1.00 in Alberta are not included.

¹¹ Carrier fees based on estimated seat miles shown above and calculated as follows: Five per cent of seat miles estimated to be inside cities and therefore not taxable. Remaining seat miles were divided equally between hard surfaced roads at 1/15¢ per passenger seat mile and gravel surfaced roads at 2/45¢.

¹² Initial year registration fees of \$1.00 for cars and \$5.00 for buses are not included in fees shown.

FEES AND TAXES FOR SELECTED MOTOR VEHICLES
TABLE 13. For-hire Intercity Trucks and Tractor Trailer Combinations

No.		Small truck			
	Class of vehicle				
1	Tare weight	lbs.	5,500		
2	Gross vehicle weight	"	12,000		
3	No. of axles		2		
	Assumed:				
4	Annual mileage travelled		10,000		
5	Average miles per gallon		9.4		
6	Annual motor fuel consumption	gals.	1,064		
7	Annual ton miles		18,000		
			Annual licence fee	Additional carrier fees and taxes	Estimated annual fuel tax ¹ (gasoline)
					Total
	Province				
8	Newfoundland	\$	85.00	—	202.16
9	Prince Edward Island ⁴	\$	86.00	20.00	170.24
10	Nova Scotia ⁵	\$	89.00	15.00	202.16
11	New Brunswick	\$	86.00	20.00	191.52
12	Quebec	\$	76.00	8.00 ⁶	138.32
13	Ontario ⁷	\$	88.00	36.00	138.32
14	Manitoba ⁸	\$	120.00	—	148.96
15	Saskatchewan ⁹	\$	150.00	—	148.96
16	Alberta ¹⁰	\$	85.00	—	127.68
17	British Columbia ¹¹	\$	95.00	30.00	138.32
			Tractor (gasoline)	Semi-trailer	Combination
	Class of vehicle				
18	Tare weight	lbs.	8,500	7,000	15,500
19	Gross vehicle weight	"	20,000	16,000	36,000
20	No. of axles		2	1	3
	Assumed:				
21	Annual mileage travelled		36,000		
22	Average miles per gallon		5.6		
23	Annual motor fuel consumption	gals.	6,429		
24	Annual ton miles		170,000		
			Annual licence fee	Additional carrier fees and taxes	Estimated annual fuel tax ¹ (gasoline)
					Total
	Province				
25	Newfoundland	\$	405.00 ²	—	1,221.51
26	Prince Edward Island ⁴	\$	416.00	35.00	1,028.64
27	Nova Scotia ⁵	\$	358.00	48.00	1,221.51
28	New Brunswick	\$	416.00	30.00	1,157.22
29	Quebec	\$	264.50	54.00 ⁶	835.77
30	Ontario ⁷	\$	271.00	113.00	835.77
31	Manitoba ⁸	\$	480.00	—	900.06
32	Saskatchewan ⁹	\$	465.00	—	900.06
33	Alberta ¹⁰	\$	460.00	—	771.48
34	British Columbia ¹¹	\$	355.00	48.00	835.77

¹ See Table 6 for rates.² Special permit required.³ Based on maximum gross vehicle weight allowed of 52,000 lbs.⁴ Annual licence fees include \$1.00 for licence plates and \$1.00 for annual registration certificate. (Fee for initial registration certificate is \$3.50).⁵ Initial registration fee of \$2.00 is not included.⁶ Represents Quebec Transportation Board carrier permit fee only. Ton-mile tax discontinued as of July 1, 1962.⁷ The highest carrier fee has been used for these examples. See Table 9.⁸ Public Service Vehicle annual licence fees have been used for these examples. (Unsatisfied Judgement Fund fee of 50 cents is not included).

FEES AND TAXES FOR SELECTED MOTOR VEHICLES

TABLE 13. For-hire Intercity Trucks and Tractor Trailer Combinations

Medium truck				Large truck				No.
8,500				16,500				1
20,000				32,000				2
2				3				3
12,000				24,000				4
8.1				5.0				5
1,481				4,800				6
28,000				90,000				7
Annual licence fee	Additional carrier fees and taxes	Estimated annual fuel tax ¹ (gasoline)	Total	Annual licence fee	Additional carrier fees and taxes	Estimated annual fuel tax ¹ (gasoline)	Total	
210.00	—	281.39	491.39	345.00 ^{2,3}	—	912.00	1,257.00	8
182.00	20.00	236.96	438.96	370.00	25.00	768.00	1,163.00	9
208.00	30.00	281.39	519.39	334.00	30.00	912.00	1,276.00	10
192.00	20.00	266.58	478.58	370.00	25.00	864.00	1,259.00	11
151.00	22.00 ⁶	192.53	365.53	251.00	46.00 ⁶	624.00	921.00	12
179.00	65.00	192.53	436.53	391.00	120.00	624.00	1,135.00	13
240.00	—	207.34	447.34	420.00	—	672.00	1,092.00	14
250.00	—	207.34	457.34	405.00	—	672.00	1,077.00	15
160.00	—	177.72	337.72	320.00	—	576.00	896.00	16
175.00	48.00	192.53	415.53	305.00	48.00	624.00	977.00	17
Tractor (diesel)			Semi-trailer		Combination			
10,000			9,000		19,000			18
24,000			26,000		50,000			19
2			2		4			20
50,000								21
6.3								22
7,937								23
400,000								24
Annual licence fee	Additional carrier fees and taxes	Estimated annual fuel tax ¹ (diesel)	Total					
600.00 ^{2,3}	—	1,508.03	2,108.03		25			
577.00	40.00	1,269.92	1,886.92		26			
521.00	48.00	2,142.99	2,711.99		27			
577.00	40.00	1,825.51	2,442.51		28			
409.00 ¹²	100.00 ⁶	1,468.35	1,977.35		29			
430.00	187.50	1,468.35	2,085.85		30			
765.00	—	1,349.29	2,114.29		31			
750.00	—	1,349.29	2,099.29		32			
580.00	—	1,111.18	1,691.18		33			
530.00	48.00	1,190.55	1,768.55		34			

⁹ Class "A" annual licence fees have been used for these examples.

¹⁰ Public Service Vehicle annual licence fees have been used for these examples. (Unsatisfied Judgment Fund fee of \$1.00 is not included).

¹¹ The highest carrier fees have been used for these examples. See Table 9. Annual licence fees shown do not include initial registration fee of \$5.00.

¹² If the motor vehicle is propelled by any power other than gasoline, the commercial licence fee is increased by the sum of 30 cents for every hundred pounds thereof (tare weight).

TABLE 14. Driver's Licence and Unsatisfied Judgment Fund Fees

	New-found-land	Prince Edward Island	Nova Scotia	New Brunswick	Quebec
Operator's licence:					
Fee \$	3.00	1.00	1.00	4.00	2.50
Term	1 year	1 year	1 year	2 years	1 year
Chauffeur's licence:					
Fee \$	¹	2.50	5.00	4.00	2.50
Term	—	1 year	1 year	2 years	1 year
Unsatisfied Judgment Fund fee:					
Based on:					
(a) Operator's licence \$	—	—	—	2.00 ²	—
(b) Chauffeur's licence \$	—	—	—	2.00 ²	—
(c) Motor vehicle licence \$	³	³	³	—	³
	Ontario	Manitoba	Saskatchewan	Alberta	British Columbia
Operator's licence:					
Fee \$	1.00	2.00	1.00	5.00	5.00 ⁴
Term	1 year	2 years	1 year	5 years	5 years
Chauffeur's licence:					
Fee \$	1.00 ⁵	4.00	3.00	¹	3.00 ⁶
Term	1 year	2 years	1 year	—	1 year
Unsatisfied Judgment Fund fee:					
Based on:					
(a) Operator's licence \$	1.00 ⁵	—	—	—	—
(b) Chauffeur's licence \$	1.00 ⁵	—	—	—	—
(c) Motor vehicle licence \$	⁷	.50	—	1.00	³

¹ No separate licence.² Unsatisfied Judgment Fund fee shown is for a two year term.³ No Unsatisfied Judgment Fund fees. Fund maintained by insurance companies.⁴ Driver's licence fee shown applies to persons 21 years and over. Other fees for a one year period are as follows: 16 years \$6.00, 17 years \$5.00, 18 years \$4.00, 19 years \$3.00, 20 years \$2.00.⁵ Chauffeur's licence shown applies to annual renewal. Original chauffeur's licence fee is \$2.00.⁶ Chauffeur's licence fee shown applies to a Class "A" licence which entitles the holder to drive and operate every kind of motor vehicle. Other fees as follows: Class "B" \$2.00 which entitles the holder to drive and operate any motor vehicle having a seating capacity not exceeding nine passengers, inclusive of the driver, and any motor vehicle used exclusively in the transporting of personal property. Class "C" \$1.00 which entitles the holder to drive and operate any motor vehicle used exclusively in the transporting of personal property.⁷ Uninsured Motor Vehicle fee of \$20.00 if vehicle is not insured.⁸ Motor Vehicle Accident Claims Fund fee.

APPENDIX A
Explanation of Licence Symbols

Province	Licence symbol	Explanation
Quebec:	T	Taxi.
	L	Public carrier trucks and tractors.
	RL	Public carrier trailers.
	F	Private commercial trucks and tractors.
	N	Farm trucks.
	A	Bus.
	AE	School bus.
Ontario:	Public Commercial Vehicle Classes	
	A	Between places on King's Highway and other places named in licence.
	B	From or to home terminal not on King's Highway or between places not on the King's Highway.
	C	Only one person's goods at a time and only on a continuous trip from or to the place or places named in the licence.
	D	For the transportation of goods to or from the person named in the licence or operated exclusively for the transportation of a particular type of goods or class of freight designated in the licence.
	E	Exclusively for the transportation of milk and cream.
	F	Exclusively for the transportation of specific materials named in licence. (e.g. live-stock, sand, gravel, stone, cement, etc.)
	FS	Exclusively for the transportation of supplies named in licence for farm use (within area defined).
	H	For carriage of used furniture.
	K	Exclusively for the transportation of heavy equipment requiring special devices.
Manitoba:	FT	Farm truck.
	T	Trucks operated in or within a 15 mile radius of an urban area.
	CT	Private truck operated on intercity routes.
	PSV	Public service truck operated on intercity routes.
Saskatchewan:	A	Public service trucks transporting any commodity (unless restricted) for compensation on a defined route or in a particular area according to certificate.
	C	Commercial trucks transporting specified commodities in defined areas.
	D	Commercial trucks transporting specified commodities not in defined areas.
	E	Public service trucks transporting specified commodities for compensation provincially.
	F	Farm truck.
	PSV	Public service (passenger) bus.

APPENDIX A

Explanation of Licence Symbols — Concluded

Province	Licence symbol	Explanation
Alberta:	F	Farm truck.
	C	Public service truck operated in or within a 5 mile radius of point of registration or, as a personal conveyance, provincially.
	E	Public service trucks used for hauling commodities exempted from cargo insurance requirements.
	PS	Public service truck operated intercity.
	CV	Commercial truck operated intercity.
	X	Commercial truck operated in or within a radius of 5 miles from point of registration, or provincially as a personal conveyance or in connection with a trade with 500 lbs. limit for tools.
British Columbia:		Motor Carrier Licences
	E	Limited freight vehicle operated under a limited number of contracts or agreements.
	G	Public freight vehicle operated on schedule on routes or between fixed termini.
	H	Public freight vehicle not operated on schedule nor regular routes.
	J	Public freight vehicle (combinations of G and H).

STATISTICS CANADA LIBRARY
BIBLIOTHÈQUE STATISTIQUE CANADA



1010701264