


53
CATALOGUE No.

53-217

ANNUAL



THE MOTOR VEHICLE
1967
PART I
RATES AND REGULATIONS

DOMINION BUREAU OF STATISTICS

DOMINION BUREAU OF STATISTICS
Transportation and Public Utilities Division
Transportation Section

THE MOTOR VEHICLE

1967

PART I

RATES AND REGULATIONS

Published by Authority of
The Minister of Trade and Commerce

August 1968
8702-520

Price: 75 cents

Reports Published by the
Transportation and Public Utilities Division
dealing with

ROAD TRANSPORT

Catalogue number	Title	Price per copy
Periodical		
53-001	Motor Vehicle Traffic Accidents — quarterly (approx. 34 pp.) Number of accidents, persons killed and injured, property damage, time, place, road conditions, by class of victim, by age group, by province. (A condensed monthly report of motor vehicle traffic accidents is published as a release in the Dominion Bureau of Statistics Daily Bulletin) (\$2 a year)	\$.50
53-002	Passenger Bus Statistics — Intercity and Rural — Bil. monthly (Class 1 Carriers only) (approx. 4 pp.) Number of companies, passengers carried, revenue vehicle miles run, fuel consumed, by province (\$1 a year)	.10
53-003	Urban Transit — Bil. monthly (Class 1 carriers only) (approx. 4 pp.) Number of companies, passengers carried, vehicle miles run, fuel consumed, and revenue by electric car, trolley coach and motor bus, by province (\$1 a year)	.10
53-005	Motor Carriers Freight — Bil. quarterly (approx. 4 pp.) Number of Class 1 and Class 2 companies, operating revenues and expenses, and tonnages handled, number of employees, salaries and wages, by province (\$1 a year)	.25
Annual		
53-201	Road and Street Mileage and Expenditure (approx. 22 pp.) Road and street mileages, construction, maintenance and administration expenditures on highways, bridges, ferries and urban streets, by province, federal contributions for Trans-Canada Highway, expenditure of grade crossings50
53-202	International Toll Bridges, Tunnels and Ferries (approx. 12 pp.) Investment, revenues, expenses, traffic, accidents, employees, salaries and wages, with a list of facilities50
53-206	Motor Vehicle Traffic Accidents (approx. 71 pp.) Number of accidents, persons killed and injured, property damage, time, place, road conditions, by class of victim, by age group, by type of vehicle, by class of accident, etc., by province	1.00
53-215	Passenger Bus Statistics (approx. 19 pp.) Number of companies, investment, operating revenues and expenses, employees, salaries and wages, equipment, traffic accidents, fuel consumption, property account, taxes, by province50
53-216	Urban Transit (approx. 14 pp.) Balance sheet, revenues, expenses, passengers carried, vehicle miles run, fuel consumed, by electric car, trolley coach and motor bus, equipment, accidents, employees, salaries and wages, by province50
53-217	The Motor Vehicle: Part I — Rates and Regulations (approx. 40 pp.) Size, weight and safety regulations, reciprocal highway agreements, taxes and motor carrier regulations, gasoline tax rate review, passenger cars, trucks and buses annual licence fees, by province75
53-218	The Motor Vehicle: Part II — Motive Fuel Sales (approx. 13 pp.) Gross and net sales of gasoline and net sales of diesel oil, by province, by year50
53-219	The Motor Vehicle: Part III — Registrations (approx. 18 pp.) Registrations of motor vehicles by major groups, by type of vehicle, drivers' licences, by province, and registrations by place of residence50
53-220	The Motor Vehicle: Part IV — Revenues (approx. 11 pp.) Provincial government revenues from registrations and motive fuel taxes: and unsatisfied judgment fund data, by province50
53-221	Moving and Storage Household Goods (approx. 16 pp.) Number of companies, balance sheet, operating revenues and expenses, employees, salaries and wages, storage facilities and equipment, fuel consumption and Canadian taxes, by province50
53-222	Motor Carriers — Freight (Common and Contract) — Part I Classes 1 and 2 (approx. 36 pp.) Number of companies, balance sheet, operating revenues and expenses, employees, salaries and wages, equipment and accidents, by province, by revenue class and by type of operation75
53-223	Motor Carriers — Freight (Common and Contract) — Part II Classes 3 and 4 (approx. 22 pp.) Number of companies, balance sheet, operating revenues and expenses, employees, salaries and wages, equipment and accidents, by province, by revenue class and by type of operation50
63-212	Warehousing (General Merchandising and Refrigerated Goods) (approx. 10 pp.) Number of companies, property, operating and income accounts, employees and their compensation, storage facilities, truck equipment, by province50

Remittances should be in the form of cheque or money order, made payable to the Receiver General of Canada and forwarded to the Publications Distribution, Dominion Bureau of Statistics, Ottawa, or to the Queen's Printer, Hull, P.Q.

TABLE OF CONTENTS

	Page
Introduction	5
Table	
1. Size and Weight Regulations	6
2. Safety Regulations	10
3. Reciprocal Highway Agreements for Trucking Licence Fees	16
4. Provincial Truck Regulations	18
5. Provincial Bus Regulations	20
6. Taxes on Gasoline and Other Motive Fuels	22
7. Passenger Cars — Annual Licence Fees	23
8. Trucks — Annual Licence Fees	24
9. Trucks — Annual Carrier (For-hire) Licence Fees	27
10. Buses — Annual Licence Fees	29
11. Buses — Annual Carrier (For-hire) Licence Fees and Taxes	31
12. Fees and Taxes for Selected Motor Vehicles — Private Passenger Cars and Public Intercity Buses	32
13. Fees and Taxes for Selected Motor Vehicles — For-hire Intercity Trucks and Tractor Trailer Combinations	34
14. Operator's Licence and Provincial Motor Vehicle Accident Claims Fund Fees	36
Appendix A. Explanation of Licence Symbols	37

CHAPTER 10

The first part of the chapter discusses the importance of maintaining accurate records of all transactions. It emphasizes the need for a systematic approach to bookkeeping, starting with the identification of all sources of income and expenses. The text then moves on to describe the various methods used to record these transactions, including the use of journals and ledgers. It also covers the process of reconciling bank statements and the importance of regular audits to ensure the accuracy of the financial records.

The second part of the chapter focuses on the preparation of financial statements. It explains how to calculate net income, determine the cost of goods sold, and prepare a balance sheet. The text also discusses the importance of understanding the relationship between the different financial statements and how they provide a comprehensive view of the company's financial performance.

The final part of the chapter deals with the interpretation of financial data. It provides guidelines for analyzing the financial statements to identify trends, assess the company's financial health, and make informed decisions. The text also discusses the role of financial ratios and how they can be used to compare the company's performance to industry benchmarks.

INTRODUCTION

The present publication represents one part of a set of four, which comprise "The Motor Vehicle" report. These parts are sub-titled as follows:

	Catalogue number
Part I - "Rates and Regulations"	53-217
Part II - "Motive Fuel Sales"	53-218
Part III - "Registrations"	53-219
Part IV - "Revenues"	53-220

Part I - "Rates and Regulations" contains information available regarding private passenger and commercial motor vehicle regulations; tax and licence fee rates, reciprocal highway agreements, size, weight and safety regulations and current data on gasoline and other motive fuels, by provinces.

Part II - "Motive Fuel Sales" contains gross and net sales of gasoline and net sales of diesel oil, by provinces and by months.

Part III - "Registrations" includes: provincial registrations of the main classes of motor vehicles, a historical table of total registrations and registrations, by place of residence.

Part IV - "Revenues" shows provincial government revenues derived from the main classes of motor vehicles and from motive fuel taxes. Also provided is a historical table of these revenues and data on the revenues, payments and limitations of the provincial motor vehicle accident claims funds.

Rates and Regulations

The information on the size, weight and safety regulations, reciprocal highway agreements, provincial truck regulations, motive fuel taxes and motor vehicle licence fees shown in this publication is the latest available, except where otherwise noted.

The problems of reciprocal highway agreements for trucking licence fees were brought nearer to solution in 1967, with the signing of a new agreement between Quebec and British Columbia granting reciprocity for household goods carriers only. Most other agreements are based on full free reciprocity for certain vehicles, including most of those of less than 6,000 lbs. gross vehicle weight, while trucks over this weight paid the full fee in their home province and \$10.00 per gross ton of the maximum registered weight in the provinces extending reciprocity. Table 3 shows the reciprocity agreements in effect.

On April 1, 1968 and March 20, 1968 Newfoundland and Prince Edward Island raised their taxes on gasoline, diesel fuel and liquefied petroleum gases to twenty-five cents and twenty-one cents per gallon, respectively. On March 28, 1968 Quebec increased its tax on gasoline and liquefied petroleum gases to nineteen cents and on diesel fuel to twenty-five cents a gallon. Ontario likewise increased the tax on gasoline and liquefied petroleum gases to eighteen cents and on diesel fuel to twenty-four cents a gallon on March 13, 1968. Saskatchewan, on March 2, 1968, increased its tax two cents to seventeen cents a gallon on gasoline and liquefied petroleum gases and twenty cents a













gallon on diesel fuel. Effective January 23, 1968 the Yukon increased the tax on gasoline and diesel fuel to eleven cents a gallon. There still continues to be no tax levied on liquefied petroleum gases in the Yukon. The Northwest Territories, on April 1, 1968, increased the tax on gasoline to eleven cents and on diesel fuel to eight cents a gallon. However, they have lowered the tax on liquefied petroleum gases from four to two and a quarter cents a gallon.

Newfoundland and Prince Edward Island have the highest gasoline tax rate, while Nova Scotia at 27 cents, still has the highest tax on diesel fuel in Canada.

The vehicle weight groupings in the tables for provincial licence fees do not entirely conform with all the vehicle weight groupings in use for regulatory purposes by every province. The vehicle weight groupings for provincial licence fees have been chosen to permit significant comparisons of licence fees for all the provinces. The licence fees contained herein apply to the particular weight group that is shown.

While maximum annual fees are quoted for almost all provinces, reductions in fees are available, when licences are granted for a lesser period than the full licence year. The examples of the tractor-trailer combinations, in Table 13, are the weight patterns of hypothetical link-ups and are not intended to be typical or to show the maximum gross vehicle weight of a trailer which a particular tractor of a gross vehicle weight can pull.

TABLE 1. Size and Weight Regulations for Motor Vehicles

No.			Newfound- land	Prince Edward Island	Nova Scotia	
Size limits						
1	Overall length—Bus	ft.	40	35	40	
2	Truck	"	40	35	40	
3	Semi-trailer	"	40	35	40	
4	Trailer	"	40	35	40	
5	Combinations	"	55	80	65— or more by special permit	
6	Maximum width	in.	96	96	96	
7	Maximum height	"	150	174	156	
8	Trailing units permitted	No.	Limited to 55 ft.	Limited only by length of train	1	
9	Tandem axle spacing—Minimum	in.	N.S.	N.S.	N.S.	
Practical gross weight limits						
Trucks and combinations:						
10	2-axle truck	lb.		28,000	28,000	24,000 ¹
11	3-axle truck	"		42,000	42,000	38,000 (Tandem axle 32,000 lbs.)
12	2-axle truck and one 2-axle full trailer	"		64,000	64,000	N.P.
13	2-axle truck and two 2-axle full trailers	"		N.P.	N.P.	N.P.
14	2-axle truck and one 3-axle full trailer	"		74,000	64,000	N.P.
15	2-axle truck and two 3-axle full trailers	"		N.P.	N.P.	N.P.
16	2-axle truck, 3-axle full trailer and 2-axle full trailer ..	"		N.P.	N.P.	N.P.
17	3-axle truck and 2-axle full trailer	"		74,000	74,000	N.P.
18	3-axle truck and two 2-axle full trailers	"		N.P.	N.P.	N.P.
19	3-axle truck and 3-axle full trailer	"		74,000	74,000	N.P.
20	3-axle truck and two 3-axle full trailers	"		N.P.	N.P.	N.P.
21	3-axle truck, 3-axle full trailer and 2-axle full trailer ..	"		N.P.	N.P.	N.P.

For footnotes see pages 8 and 9.

TABLE 1. Size and Weight Regulations for Motor Vehicles

New Brunswick	Quebec	Ontario	Manitoba	Saskatchewan	Alberta	British Columbia	No.
40	40	40	40	40 (3 axle)	35 ft. wheel base	40	1
35	35	35	40	35		35	2
35	Combination not to exceed 60 ft.	45 (vehicle carriers excepted)	60	60 - tractor and semi-trailer		35 (40 on certain highways)	3
35		35	N.S.	35		35 (40 on certain highways)	4
60 ¹	60	60	65	65	65	50 (60 on certain highways)	5
96	96 (Bus 102 ins.)	96	102	96	102	96 - Loads of hay etc. up to 120 in.	6
162	150 (162 on specified highways)	162	162	162	150 (Where bridges and underpasses permit - 162)	150 (162 on certain highways)	7
2	2	Combination not to exceed 60 ft.	Semi-trailer unit plus 1 trailer	N.S.	1 ²	1 (2 on certain highways)	8
N.S.	N.S.	N.S.	40	N.S.	42	41	9
28,000 ⁴ 22,000 ⁵	28,000 ⁶ (Axle centres less than 8 ft.) 30,000 (Axle centres 8 ft.)	28,000	Weight based on axle loading only	28,000	24,000, 27,000 (Determined by design of vehicle) ⁷	26,000	10
46,000 ⁸ 42,000 ⁹ 34,000 ⁵	42,000 (Axle centres 18 ft.) 40,000 ⁶ (32,000 with donkey type 3rd axle)	42,000		42,000	38,000, 41,000 (Determined by design of vehicle) ⁷	42,000 ¹²	11
54,000 ⁴ 48,000 ⁵ 60,000 ¹⁰	60,000 ⁶ 63,000 (40 ft. between first and last axle centres of trailers)	60,000		64,000 ¹¹	56,000 ⁷ (on specified highways)	62,000 ¹² (66,000 on specified highways)	12
74,000	70,000 ¹³ 74,000	92,000	74,000	74,000 ¹¹	N.P.	73,300 ¹² (76,000 on specified highways)	13
60,000 ⁴ 54,000 ⁵ 74,000 ¹⁰	70,000 ⁶ 74,000 (45 ft. between first and last axle centres of trailers)	70,000	44,000 (74,000)	74,000 ¹¹	72,000 ¹⁴ (on specified highways)	73,300 ¹² (76,000 on specified highways)	14
74,000	70,000 ¹³ 74,000	112,000	74,000	74,000 ¹¹	N.P.	73,300 ¹² (76,000 on specified highways)	15
74,000	70,000 ¹¹ 74,000	102,000	74,000	74,000 ¹¹	N.P.	73,300 ¹² (76,000 on specified highways)	16
60,000 ⁴ 54,000 ⁵ 74,000 ¹⁰	70,000 ⁶ 74,000 (45 ft. between first and last axle centres of trailers)	74,000	44,000 (74,000)	74,000 ¹¹	72,000 ¹⁴ (on specified highways)	73,300 ¹² (76,000 on specified highways)	17
74,000	70,000 ¹¹ 74,000	106,000	74,000	74,000 ¹¹	N.P.	73,300 ¹² (76,000 on specified highways)	18
60,000 ⁴ 54,000 ⁵ 74,000 ¹⁰	70,000 ⁶ 74,000 (45 ft. between first and last axle centres of trailers)	84,000	44,000 (74,000)	74,000 ¹¹	72,000 ¹⁴ (on specified highways)	73,300 ¹² (76,000 on specified highways)	19
N.P.	70,000 ¹³ 74,000	126,000	74,000	74,000 ¹¹	N.P.	73,300 ¹² (76,000 on specified highways)	20
N.P.	70,000 ¹³ 74,000	116,000	74,000	74,000 ¹¹	N.P.	73,300 ¹² (76,000 on specified highways)	21

TABLE 1. Size and Weight Regulations for Motor Vehicles — Concluded

No.			Newfound- land	Prince Edward Island	Nova Scotia
Practical gross weight limits—Concluded					
Tractors and combinations:					
22	2-axle tractor and 1-axle semi-trailer..... lb.		46,000	46,000	42,000
23	2-axle tractor, 1-axle semi-trailer and 2-axle full trailer "		N.P.	N.P.	N.P.
24	2-axle tractor, 1-axle semi-trailer and 3-axle full trailer "		N.P.	N.P.	N.P.
25	2-axle tractor and 2-axle semi-trailer..... "		60,000	60,000	56,000
26	2-axle tractor, 2-axle semi-trailer and 2-axle full trailer "		N.P.	N.P.	N.P.
27	2-axle tractor, 2-axle semi-trailer and 3-axle full trailer "		N.P.	N.P.	N.P.
28	3-axle tractor and 1-axle semi-trailer..... "		60,000	60,000	56,000
29	3-axle tractor, 1-axle semi-trailer and 2-axle full trailer "		N.P.	N.P.	N.P.
30	3-axle tractor, 1-axle semi-trailer and 3-axle full trailer "		N.P.	N.P.	N.P.
31	3-axle tractor and 2-axle semi-trailer..... "		74,000	74,000	74,000
32	3-axle tractor, 2-axle semi-trailer and 2-axle full trailer "		N.P.	N.P.	N.P.
33	3-axle tractor, 2-axle semi-trailer and 3-axle full trailer "		N.P.	N.P.	N.P.
34	3-axle tractor, 2-axle semi-trailer and 4-axle full trailer "		N.P.	N.P.	N.P.
35	Maximum gross weight, any combination (truck or tractor) "		74,000	74,000	74,000
Legal gross weight limits					
36	Load per inch of tire width..... "		Inflation pressure not to exceed 95 lbs. per sq. inch	500-600	500-600
37	Maximum axle load-single..... "		18,000	18,000	18,000
38	Maximum tandem (4 feet apart) axle load-combined..... "		32,000	32,000	32,000 ¹¹

¹ Back of rear vehicle must bear sign showing length of combination, otherwise length permitted is 50 ft.² Double bottom trailers permitted following combination not exceeding 60 ft. providing total overall length and braking requirements are fully met.³ Axle limit 18,000 lbs.⁴ Tires 8.25 inches or more wide.⁵ Tires less than 8.25 inches wide.⁶ Maximum weight per sq. inch of pneumatic tire shall not exceed 500 lbs. for tires less than 6 inches wide and shall not exceed 600 lbs. for tires 6 inches wide or more. Width to be stamped by manufacturer. The maximum weight to be reduced by 25% on vehicles wholly or partly equipped with non-pneumatic tires.⁷ Tolerance of 5% permitted on maximum gross weight.⁸ 3 axle truck (factory built tandem) equipped with drive and brakes on each axle of tandem and tires at least 8.25 inches wide.⁹ 3 axle truck (factory built tandem) with brakes on each axle of tandem and tires at least 8.25 inches wide.¹⁰ Tires 10.00 inches or more wide.¹¹ Depending upon width of tires, number of tires per axle and spacing of axles.

TABLE 1. Size and Weight Regulations for Motor Vehicles — Continued

New Brunswick	Quebec	Ontario	Manitoba	Saskatchewan	Alberta	British Columbia	No.
44,000 ⁴ 40,000 ⁵	46,000 ⁶ 48,000 (axle centres 25 ft.)	46,000	Weight based on axle 18,000 (single) 32,000 (tandem)	46,000	42,000 or 45,000 depending on design of front axle	44,000 ¹²	22
74,000 ¹⁰	70,000 ¹⁵ 74,000	78,000	74,000	74,000 ¹¹	72,000 ¹⁴ (on specified highways)	73,300 ¹² (76,000 on specified highways)	23
74,000 ¹⁰	70,000 ¹⁵ 74,000	88,000	56,000 to 58,000	74,000 ¹¹	N.S.	73,300 ¹² (76,000 on specified highways)	24
54,000 ⁴ 48,000 ⁵ 60,000 ¹⁰	60,000 ⁶ 63,000 (40 ft. between first and last axle centres of trailers)	60,000	74,000	60,000 ¹¹	56,000 ⁷ (on specified highways)	58,400 ¹²	25
74,000 ¹⁰	70,000 ¹⁵ 74,000	92,000	74,000	74,000 ¹¹	72,000 ¹⁴ (on specified highways)	73,300 ¹² (76,000 on specified highways)	26
74,000 ¹⁰	70,000 ¹⁵ 74,000	102,000	74,000	74,000 ¹¹	N.S.	73,300 ¹² (76,000 on specified highways)	27
54,000 ⁴ 48,000 ⁵ 60,000 ¹⁰	60,000 ⁶ 63,000 (40 ft. between first and last axle centres of trailers)	60,000	56,000 to 58,000	60,000 ¹¹	56,000 ⁷ (on specified highways)	58,400 ¹² (62,000 on specified highways)	28
74,000 ¹⁰	70,000 ¹⁵ 74,000	92,000	74,000	74,000 ¹¹	72,000 ¹⁴ (on specified highways)	73,300 ¹² (76,000 on specified highways)	29
74,000 ¹⁰	70,000 ¹⁵ 74,000	102,000	74,000	74,000 ¹¹	N.S.	73,300 ¹² (76,000 on specified highways)	30
60,000 ⁴ 54,000 ⁵ 74,000 ¹⁰	70,000 ⁶ 74,000 (45 ft. between first and last axle centres of trailers)	74,000	74,000	74,000 ¹¹	72,000 ¹⁴ (on specified highways)	73,300 ¹² (76,000 on specified highways)	31
74,000 ¹⁰	70,000 ¹⁵ 74,000	106,000	74,000	74,000 ¹¹	72,000 ¹⁴ (on specified highways)	73,300 ¹² (76,000 on specified highways)	32
74,000 ¹⁰	70,000 ¹⁵ 74,000	116,000	74,000	74,000 ¹¹	N.S.	73,300 ¹² (76,000 on specified highways)	33
74,000 ¹⁰	70,000 ¹⁵ 74,000	116,000	74,000	74,000 ¹¹	N.S.	73,300 ¹² (76,000 on specified highways)	34
60,000 ⁴ 54,000 ⁵ 74,000 ¹⁰	70,000 ⁶ (74,000)	N.S.	44,000 ¹⁶ (74,000)	74,000 ¹¹	72,000 ¹⁴ (on specified highways)	73,300 ¹² (76,000 on specified highways)	35
N.S.	500-600	600	500	500	Tire table used	600	38
18,000	18,000	18,000	18,000	18,000 ¹⁷	18,000	18,000	37
32,000	28,000	32,000	32,000	32,000	32,000	32,000	38

¹² Depending upon width of tires, number of tires per axle, axle spacing and wheelbase.¹³ The number of trailing units permitted has been increased to 3. However, the over-all length must not exceed 60 feet.¹⁴ Tolerance of 2,000 lbs. on the overall combination or 1,000 lbs. on any one axle, thus allowing up to 74,000 on 5-axle combinations or specified highways beyond which there is no tolerance whatsoever.¹⁵ 74,000 lbs. when distance between the centre of the first axle of the tractor and the last axle of the trailer or semi-trailer exceeds 45 feet—over-all length: 60 feet.¹⁶ Class A highway. Certain highways have been designated as capable of carrying heavier loads as shown in brackets.¹⁷ Spaced more than eight feet from any other axle of the same vehicle.¹⁸ One of tandem must not exceed 18,000 lbs.

N.P. — Not permitted, N.S. — Not specified.

Note: Reference should be made to the provincial authorities concerned for more detailed information.

TABLE 2. Safety Regulations for Motor Vehicles

No.		Newfoundland	Prince Edward Island	Nova Scotia	New Brunswick
Driving lamps, tail lamps, etc.					
1	Head lamps: Number and colour	2—white or amber	2—white	At least 2—colour N.S.	At least 2—white
2	Distance object to be discernible—High beam	200 ft.	500 ft.	200 ft.	350 ft.
3	Low beam	N.S.	100 ft.	75 ft.	100 ft.
4	Maximum brightness	N.S.	N.S.	Must not be glaring or dazzling	Not exceeding 300 candle power
5	Auxiliary driving lamps: Number and colour	N.S.	2 P—white or yellow	2 P—colour N.S.	1 P—white
6	When permissible to use	N.S.	If visibility 75 ft. ahead	If visibility 75 ft. ahead	Anytime
7	Auxiliary passing lamps: Number and colour	N.S.	N.R.	N.R.	1 P—white
8	When permissible to use	N.S.	N.S.	N.S.	1 in addition to headlamps at one time
9	Spot lamps: Number and colour	P—colour N.S.	1 P—colour N.S.	2 P—colour N.S.	1 P—white
10	When permissible to use	Except when vehicle in motion	N.S.	“	With driving lights ²
11	Fog lamps: Number and colour	P—colour N.S.	2 P—colour N.S.	2 P—colour N.S.	2 P—colour N.S.
12	When permissible to use	Only in fog	When all other driving lights extinguished	If visibility 75 ft. ahead	When all other driving lights extinguished
13	Side, cowl or fender lamps: Number and colour	N.S.	2 P—white or amber	N.S.	2 P—amber or white light without glare
14	When permissible to use	N.S.	N.S.	N.S.	Anytime
15	Tail lamps: Number and colour	1 or more—red	1—red	1—red	1—red ⁶
16	Visibility distance	50 ft.	500 ft.	500 ft.	500 ft.
17	Stop lamps: Number and colour	1 or more—red	1 P—red	P—red	1—red
18	Visibility distance	N.S.	100 ft.	100 ft.	100 ft.
19	Back up lamps: Number and colour	N.S.	1 or more—colour N.S.	N.R.	2 P—except when vehicle in forward motion—colour N.S.
20	When permissible to use	Backing up only	Backing up only	N.S.	Backing up only
21	Number of driving lamps lighted at one time	4 P	2	Headlights and 2 auxiliary driving lights	Headlights and 1 auxiliary light
Other lamps					
22	Clearance lamps—Front: Number and colour	1—amber ⁷	2—amber	1—white or yellow ⁸	2—amber, 1 each side
23	Visibility distance	N.S.	500 ft.	500 ft.	500 ft.
24	Clearance lamps—Rear: Number and colour	1—red ⁷	2—red	1—red ⁸	2—red, 1 each side
25	Visibility distance	N.S.	500 ft.	500 ft.	500 ft.
26	Side marker lamps: Number, colour and location	N.S.	2 red reflectors on each side	At least 2—white ¹³	2 red reflectors on each side
27	Visibility distance	N.S.	500 ft.	50 ft.	500 ft.
28	Identification lamps: Number, colour and location	1—white or amber—special identification R on buses and traction engines	Front—3—amber Rear—3—red	N.R.	Front—3 P—amber Rear—3 P—red
29	Visibility distance	N.S.	500 ft.	N.S.	500 ft.
30	Running board courtesy lamps: Number, colour and location	N.S.	1 P—each side—white or amber light without glare	N.R.	1 P—each side—white or amber light without glare

For footnotes see pages 14 and 15.

TABLE 2. Safety Regulations for Motor Vehicles

Quebec	Ontario	Manitoba	Saskatchewan	Alberta	British Columbia	No.
2 single or double - white	At least 2 and not more than 4 - white	At least 2 and not more than 4 - white	At least 2 - same number on each side - white	At least 2 - colour N.S.	2 or 4 - white	1
300 ft.	350 ft.	N.S. - (light visible 500 ft.)	300 ft.	350 ft.	350 ft.	2
N.S.	N.S.	N.S. - (light visible 500 ft.)	N.S.	100 ft.	100 ft.	3
Not exceeding 300 candle power	N.S.	Not exceeding 400 candle power	N.S.	N.S.	N.S.	4
N.S.	N.S.	N.P.	N.S.	3 P - colour N.S.	1 P - white	5
N.S.	1	N.P.	N.S.	3	Except if auxiliary passing lights in use	6
N.S.	N.S.	1 "ditch lamp" P ³ - colour N.S.	N.S.	N.S.	1 P - white	7
N.S.	1	N.S.	N.S.	N.S.	Except if auxiliary driving lights in use	8
N.S.	1 front P ⁴	N.S.	1 P - colour N.S.	P with restrictions	2 P - white	9
N.S.	1	May be used by police, ambulance, repair or fire or by written permit	Extinguish 1500 ft. from oncoming vehicle	3	No limitation if properly mounted	10
N.S.	Number N.S. - white or amber	N.R.	N.S.	3 P - colour N.S.	2 P - amber	11
N.S.	1	N.S.	N.S. Headlights and tail-lights to be used in fog	3	Anytime - may be used in fog with headlights off	12
N.S.	N.S.	2 P - white - not over 4 candle power	N.S.	N.S.	2 P - white or amber	13
N.S.	1	When parking	N.S.	N.S.	N.S.	14
2 - red ⁶	1 - red	Not more than 4 - red ⁶	1 - red ⁶	At least 2 - red ⁶	1 - red ⁶	15
500 ft.	500 ft.	500 ft.	200 ft.	500 ft.	500 ft.	16
2 - red Motorcycle - 1 red	N.S.	1 or more - red (2 for 1968 models and thereafter)	1 - red	2 - red	2 on all vehicles manufactured after Dec. 31, 1958 except truck tractors - 1 - red or amber	17
500 ft.	N.S.	100 ft.	N.S.	100 ft. in normal sunlight	500 ft.	18
2 - white	N.S.	P - white	P - white	P - colour N.S.	2 P - white	19
Backing up only	N.S.	N.S.	N.S.	Backing up only	Backing up only	20
2 - single or double	4 P	4 P	4 P	2, plus 2 auxiliary lamps	3 only	21
2 - amber ⁹	2 - amber ^{10,11}	2 - green or amber ⁹	2 - amber, top ^{9,12}	2 - amber, 1 each side ⁹	2 - amber, 1 each side except passenger cars ⁹	22
500 ft.	500 ft.	500 ft.	200 ft.	500 ft.	500 ft.	23
2 - red ⁹	2 - red ^{10,11}	2 - red ⁹	2 - red, top ⁹ red lamp or reflector on trailers	2 - red, 1 each side ⁹	2 - red, 1 each side except passenger cars ⁹	24
500 ft.	500 ft.	500 ft.	200 ft.	500 ft.	500 ft.	25
2 red reflectors, 1 of each within 6 in. of extreme left and right sides ^{9,13}	Front - 2 - green or amber ¹⁴ Rear - 2 - red ¹⁴	N.R.	N.S.	1 - in drive-away or tow-away operations only	N.S.	26
500 ft.	500 ft.	N.S.	N.S.	500 ft.	N.S.	27
Front - 3 - amber, top ⁹ Rear - 3 - red, top ⁹	Front - 3 - green or amber, top ¹⁶ (public vehicle buses - 3 amber) Rear - 3 - red, top ¹⁶	N.R.	N.S.	N.R.	Front - 3 - amber Rear - 3 - red on commercial vehicles over 80 ins. wide	28
500 ft.	500 ft.	N.S.	N.S.	N.S.	N.S.	29
N.S.	P - colour and location N.S.	N.R.	N.S.	N.R.	N.S.	30

TABLE 2. Safety Regulations for Motor Vehicles — Continued

No.		Newfoundland	Prince Edward Island	Nova Scotia	New Brunswick
Warning devices for disabled vehicles					
31	Red flags: Number	2	2	N.S.	2
32	Location of flags from vehicle	100 ft. in front 100 ft. behind	100 ft. in front 100 ft. behind	N.S.	100 ft. in front 100 ft. behind
33	Flares, reflectors etc.: Number and type	2	2 ^{1a}	At least 2 flares for vehicles over 7,000 lbs. gross wt.	3 flares or reflectors
34	Location of flares etc. from vehicle	100 ft. in front 100 ft. behind	100 ft. in front 100 ft. behind	Front and rear—distance N.S.	1—100 ft. in front 1—100 ft. behind 1—on traffic side—10 ft. at front or rear
Other					
35	Reflectors on vehicles—Front: Number, size and reflecting colour	N.S.	N.S.	May be substituted for side marker or clearance lamps	N.R.
36	Location	N.S.	N.S.		N.S.
37	Reflectors on vehicles—Rear: Number, size and reflecting colour	N.S.	1 P—colour & size N.S.		2—red—trucks and trailers—size N.S.
38	Location	N.S.	N.S.		1 on each side
39	Directional signalling devices: Mechanical—Specifications	N.S.	P—must be of approved type	Front—white or amber Rear—red R where hand signal obscured	P
40	Electrical—Specifications	N.S.	P—must be of approved type		P
41	Windshield wipers	1	2	R	1
42	Defrosters	R	Device R for cleaning rain, snow or moisture from windshield	Device R for cleaning rain, snow or moisture from windshield	Device R for cleaning rain, snow or moisture from windshield
43	Fire extinguishers	R on public service vehicles	2 when carrying explosives	R on public passenger or freight vehicles	2 when carrying explosives
44	Mud guards (fenders, flaps, covers, etc.) ...	R	R	R	R ²
45	Light or cloth on projecting load	R on projections 4 ft. long: Day—red flag Night—red light	R on projections 4 ft. long: Day—flag 12 in. x 12 in. Night—red light visible 500 ft.	R on projections 4 ft. long: Day—red flag Night—red or amber light	R on projections 4 ft. long: Day—flag 12 in. x 12 in. Night—red light visible 500 ft.
46	Safety glass	R on public service vehicles and school buses	R	R on buses only	R on all new vehicles after January 1, 1956
47	Muffler	R	R	R	R
48	Horn	R	R	R	R
49	Rear view mirrors	1	1	R	1
50	Brakes—Types	S. & E.	S. & E.	N.S.	S. & E.
51	Stopping distance (normal conditions) (speed 20 M.P.H.)	4 wheel brakes—30 ft. 2 wheel brakes—40 ft.	4 wheel brakes—30 ft. 2 wheel brakes—40 ft.	4 wheel brakes—30 ft. 2 wheel brakes—40 ft.	30 ft.
52	Trailers—stopping distance (normal con- ditions) (speed 20 M.P.H.)	4 wheel brakes—30 ft. 2 wheel brakes—40 ft.	As above—brakes R on trailers over 8,000 lbs. gross	As above—brakes R on trailers over 4,000 lbs. gross	30 ft.

TABLE 2. Safety Regulations for Motor Vehicles - Continued

Quebec	Ontario	Manitoba	Saskatchewan	Alberta	British Columbia	No.
N.S.	N.S.	N.S.	N.S.	2	2 only, 12 in. X 12 in. ¹⁷	31
N.S.	N.S.	N.S.	On overhangs to rear or side	100 ft. in front 100 ft. behind	100 ft. in front 100 ft. behind	32
3—liquid fuel flares or electric lamps	2 of approved type ¹⁸	2 ¹⁸	2—visible up to 500 ft. R on P.S.V. and commercial vehicles	2—oil reflector or electrical of approved type	2 flares, reflectors, fuses or red lanterns	33
1—10 ft. front or rear 1—100 ft. in front 1—100 ft. behind 1—200 ft. ²⁰	1—100 ft. in front 1—100 ft. behind	1—200 ft. in front 1—200 ft. behind	1—100 ft. in front 1—100 ft. behind	1—100 ft. in front 1—100 ft. behind	1—100 ft. in front 1—100 ft. behind	34
N.S.	N.S.	N.R.	N.R.	2—amber—3 inches diameter ⁹	N.R.	35
N.S.	N.S.	N.S.	N.S.	"	N.S.	36
2—red ⁹ —size N.S.	2—red—approved type ²²	N.R.	1—red light or red reflector—size N.S.	2—red ⁹ —3 inches diameter	1—red, 2 on buses 4 inches diameter	37
1 of each within 6 in. of extreme left and right sides	Within 6 in. of left side on commercial vehicles and trailers	N.S.	N.S.	"	In unobstructed position	38
R ²¹	Clearly visible 100 ft. front and rear ²⁴	R	To comply with S.A.E. standards	To comply with S.A.E. or C.S.A. standards and be approved for Alberta use ^{26, 27}	To comply with S.A.E. standards and be approved for B.C. use ²⁸	39
R ²⁴		R				40
R	1	1	N.S.	R	1—2 on passenger buses 2 on new school buses after July 1, 1955	41
N.S.	R on school buses	Frost shields or defrosters R—between Dec. 1 and March 31	N.S.	R	R on buses only	42
R on buses only	1 of approved type on public commercial vehicles and public vehicles only	R on buses only	And on vehicles hauling petroleum ²⁹	Hauling non-exempt commodities and on buses, school buses and liveries ³⁰	R school buses—approved type and public passenger vehicles carrying over seven passengers	43
R ³¹	R unless body of vehicle prevents splashing	R	N.S.	R	R unless body of vehicle prevents splashing	44
Day—red flag 12 in. X 12 in. R Night—red light visible 500 ft.	R on overhanging load 5 or more ft. to rear	Day—red flag R Night—red light or red reflectors R, red flag R when carrying explosives	Day—red flag R Night—red light R	R on projections 5 ft. or more red flag—12 in. X 12 in. Night—red light R	R on projections over 4 ft. rear, 3 ft. front. Day—red flag 12 in. X 12 in. Night—red light—rear	45
R	R	R	Replacement must be shatterproof	R—must meet safety glazing code	R all windshields	46
R	R	R	R	R ³²	R	47
R	R	R	R	R	R	48
1	1R	2 on trucks, buses and trolley coaches	R	1 inside—2 outside when inside mirror view obstructed. 3 on all school buses—1 inside, 2 outside	1 inside—2 outside, left and right when inside mirror view obstructed ³³	49
S. & E.	S. & E.	S. & E.	S. & E.	N.S. ³⁴	S. & E.	50
Brakes sufficient in strength to control vehicle when required	From 25 to 50 ft. depending on type of vehicle and/or weight	30 ft. 30 ft.—brakes R on all semi-trailers and on trailers over 12,000 lbs.	G.W. under 10,000 lbs.—30 ft. G.W. over 10,000 lbs. Single unit, 2 axle—40 ft. Others, including all combinations—50 ft.	4 wheel brakes—30 ft. 2 wheel brakes—40 ft. Hand brakes—55 ft. As above—brakes R on trailers with capacity 5,000 lbs. or over	G.W. under 10,000 lbs.—30 ft. G.W. over 10,000 lbs. single unit—40 ft. Others, including combinations—50 ft. G.W. passenger cars—25 ft.	51
						52

TABLE 2. Safety Regulations for Motor Vehicles — Concluded

No.		Newfoundland	Prince Edward Island	Nova Scotia	New Brunswick
	Other—Concluded				
53	Non-transparent appendages	N.S.	N.P. if obstructing driver's view	N.P.	N.P. if obstructing driver's view
54	Television receivers	N.S.	N.P.	P only when not visible to driver	N.P.
55	Certificate of mechanical efficiency	R	R for buses only	R for buses only	N.R.
56	Hours of work for drivers of for-hire vehicles	N.S.	N.S.	Not exceeding 10 hours in any 24 for drivers of public passenger or freight vehicles	Buses only—not exceeding 10 hours in any 16 consecutive hours
57	Emergency exits	R on buses only	R on buses only	R on public passenger vehicles with seating capacity of 8 or more	R on buses only
58	First aid kits	R on buses only	R on buses only	R on public passenger and freight vehicles	R on buses only
59	Exhaust heaters	N.S.	N.S.	N.P. on public passenger vehicles	N.S.

¹ Not more than 4 lamps lighted at one time.² Not more than 2 in conjunction with headlamps mounted not less than 16 ins. above the level on which the vehicle stands and below the level of the centres of headlamps. Must not be used in lieu of headlamps except in fog or rain.³ Beam to be directed to extreme right—not more than 75 ft. ahead—lamp to be stationary.⁴ Beam not to left of centre of road or more than 100 feet ahead when meeting another vehicle.⁵ Upon approaching another vehicle no part of high intensity portion of beam directed to left of the prolongation of extreme left side of the vehicle nor more than 100 feet ahead.⁶ One white light to illuminate licence plate.⁷ On vehicles over 85 inches wide.⁸ On left side of all vehicles over 80 inches wide.⁹ On vehicles over 80 inches wide.¹⁰ On commercial vehicles and trailers over 80 inches wide, and all new motor vehicles, except commercial vehicles, manufactured after January 1, 1961 over 80 inches wide.¹¹ Within 6 inches of left side.¹² Or in special cases 3 amber above driver's cab.¹³ On both right and left sides of vehicles over 24 feet long.¹⁴ On vehicles and combinations over 20 feet long.¹⁵ Vehicles more than 20 feet long lateral lights, 1 amber each side front, 1 red each side rear.¹⁶ On commercial vehicles and combinations of commercial vehicles and trailers over 80 inches wide or 30 feet long.¹⁷ Red flags plus warning devices required on all commercial vehicles having a seating capacity of more than 9 passengers, or having a licensed GVW of more than 6,000 lbs.¹⁸ Flares, lamps, lanterns or reflecting devices of approved type.¹⁹ On commercial vehicles operated outside city, town or village after dusk and before dawn.

TABLE 2. Safety Regulations for Motor Vehicles—Concluded

Quebec	Ontario	Manitoba	Saskatchewan	Alberta	British Columbia	No.
N.S.	N.P.	N.S.	N.S.	N.P. if obstructing driver's view	N.P. if reduces light output	53
N.S.	N.P.	N.S.	P only when not visible to driver	N.P.	P only when not visible to driver	54
R ²⁵	R for used vehicles sold by a dealer	N.R.	R on demand	R on school buses, renewable every 6 months	N.S.	55
Bus operators—not exceeding 10 hours in any 24 or 60 hours a week. Urban bus operators—250 miles per 24 hour period. Truck operators—not exceeding 12 hours in any 24 or 72 hours a week.	..	Not exceeding 10 hours in any 24 for drivers of public passengers or freight vehicles	N.S.	Truck operators—not exceeding 10 hours a day and 50 hours a week. Must have 24 consecutive hours of rest following not more than 6 consecutive days of work. Applies to drivers of buses licensed as Public Service Vehicles. Excludes truck drivers, helpers, swampers and bus drivers employed solely within a city.	N.S.	56
R on buses	1—on public vehicles at or near rear on left side	R on opposite side to service entrance on buses only	At least 2 on public passenger vehicles	R on public passenger and school buses	R on buses only	57
N.S.	..	N.S.	R on school buses	R on public passenger and school buses	R on buses and taxis	58
N.S.	N.S.	N.P. on buses	N.S.	N.P. on public passenger and school buses	N.P. on school buses	59

²⁰ On autoroute, one-way traffic lanes and highways where it is impossible to meet, another warning device must be placed 200 ft. in the direction of traffic.

²¹ On extreme widths—not more than 60 inches or less than 24 inches above road surface.

²² On commercial vehicles and trailers, and all new motor vehicles except commercial vehicles, manufactured after January 1, 1962.

²³ Mechanical signal with luminous devices 6 in. x 1½ in. visible 100 feet.

²⁴ On commercial vehicles and trailers over 80 inches wide and on all new motor vehicles except motorcycles.

²⁵ R where load extends more than 24 inches left of centre of steering wheel. All new vehicles must have signalling device approved by Highway Traffic Board.

²⁶ R on public service vehicles used for transportation of passengers.

²⁷ R on vehicles having a width in excess of 24 inches to left of centre of steering wheel.

²⁸ R on new vehicles.

²⁹ Electrical signalling devices—luminous indicators in operation simultaneously visible 100 ft.

³⁰ Underwriters Laboratories approved type R on public service vehicles.

³¹ Underwriters Laboratories approved type R on public service vehicles as approved by the Provincial Fire Commission.

³² Rubber or leather mud-flaps 14 inches from ground extending 2 inches each side of tires.

³³ School buses 24 passengers and over may use single pipe in lieu of muffler.

³⁴ School buses—1 interior, 2 exterior, (1 right, 1 left). Passenger buses—1 interior, 1 exterior, left.

³⁵ Must be adequate to stop vehicle or combination of vehicles within specified distances at given speed.

³⁶ Authorized dealer must deliver at time of sale certificate indicating whether or not vehicle complies with requirements of the law.

R—Required, N.R.—Not required, P—Permitted, N.P.—Not permitted, N.S.—Not specified, S. & E.—Service and emergency, G.W.—Gross weight, .. Figures not available.

Note: Reference should be made to the provincial authorities concerned for more detailed information.

TABLE 3. Summary of Reciprocal Highway Agreements for Trucking Licence Fees

Full free reciprocity offered to all American states on mutual agreement basis (written agreement with Maine).	No reciprocity agreement.	Full free reciprocity for all vehicles travelling through or into the province in inter-provincial operations.	Reciprocal arrangement for free movement of bonafide commercial household goods carriers only.	No reciprocity agreement.
Reciprocal arrangements with American states on mutual agreement basis. (No written agreements).	No reciprocity agreement.	Full free reciprocity for household goods carriers, by mutual agreement only. For all other carriers full fees are required on a permit or licence basis.	Full free reciprocity for used household goods carriers only.	No reciprocity agreement.
Full free reciprocity offered to all American states on mutual agreement basis.	Full free reciprocity on household goods carriers and all vehicles having gross weights of less than 6,000 lbs. Other vehicles exceeding 6,000 lbs. gross weight \$10.00 per gross ton.	Full free reciprocity for household goods carriers. Full fees required on permit or licence basis in all other cases.	Full free reciprocity on household goods carriers and all vehicles having gross weights of less than 6,000 lbs., or carriers of objects and materials used in the production of cultural presentations and art exhibits, provided such presentations are not solely for the purpose of financial gain. Other vehicles exceeding 6,000 lbs. gross weight — \$10.00 per gross ton.	Full free reciprocity for private and all for-hire vehicles having gross weight of 6,000 lbs. or less, carriers of used household goods, natural products of farm, waters or forest and objects of art. Other for-hire vehicles exceeding 6,000 lbs. gross weight — \$10.00 per gross ton.
Reciprocity with Connecticut, Maine, Massachusetts, New Hampshire, New Jersey, New York, Pennsylvania, Rhode Island, South Carolina and Vermont.	Reciprocity for household goods carriers only.	Full free reciprocity for household goods carriers and carriers of natural products of farm or forest.	Reciprocity for household goods carriers (in Saskatchewan trip permit fee, in Quebec permit good for one year).	Reciprocity for household goods carriers only.
Reciprocity for trailers and semi-trailers when drawn by commercial motor vehicles registered in Ontario when operating within 20 miles of point of entry. Authorized vehicles travelling in bond between Michigan and New York States pay a per trip fee of \$9.00.	Full free reciprocity on household goods carriers and all vehicles having gross weights of less than 6,000 lbs. Other vehicles exceeding 6,000 lbs. gross weight \$10.00 per gross ton.	Full free reciprocity for private and all for-hire vehicles having gross weight of 6,000 lbs. or less, carriers of used household goods, natural products of farm, waters or forest and objects of art. Other for-hire vehicles exceeding 6,000 lbs. gross weight — \$10.00 per gross ton.	Full free reciprocity for private and for-hire vehicles having gross vehicle weight of 6,000 lbs. or less, carriers of used household goods, natural products of farm, waters or forest and objects of art. Other vehicles exceeding 6,000 lbs. gross weight — \$10.00 per gross ton.	Full free reciprocity for private and for-hire vehicles having gross weight of 6,000 lbs. or less, carriers of used household goods or used furniture and objects of art. Other vehicles exceeding 6,000 lbs. gross weight — \$10.00 per gross ton.
Full free reciprocity with Arkansas, Illinois, Indiana, Iowa, Kansas, Maryland, Minnesota, Missouri, Nebraska and Wisconsin. Virtually full reciprocity with Michigan, which charges Manitoba vehicles a small mileage tax. North Dakota — ¼ annual licence fee. 2-axle vehicles exempt — no fees.	Full free reciprocity on household goods carriers and all vehicles having gross weights of less than 6,000 lbs. Other vehicles exceeding 6,000 lbs. gross weight \$10.00 per gross ton.	Full free reciprocity for all carriers and vehicles having gross weight of 6,000 lbs. or less, carriers of used household goods, natural products of farm, waters or forest and objects of art. Other vehicles exceeding 6,000 lbs. gross weight — \$10.00 per gross ton.	Full free reciprocity on household goods carriers and all vehicles having gross weights of less than 6,000 lbs., or carriers of objects and materials used in the production of cultural presentations and art exhibits, provided such presentations are not solely for the purpose of financial gain. Other vehicles exceeding 6,000 lbs. gross weight — \$10.00 per gross ton.	Manitoba
Reciprocity agreements for international operations at reduced fees: Montana — ½ fee. North Dakota — \$10. per ton over 6,000 lbs. gross weight. Wisconsin — ¼ fee.	Full free reciprocity on household goods carriers and all vehicles having gross weights of less than 6,000 lbs. Other vehicles exceeding 6,000 lbs. gross weight \$10.00 per gross ton.	Full free reciprocity for all carriers (except milk and cream) within 10 mile zone of Alberta — Saskatchewan border and all vehicles having gross weights of 6,000 lbs. or less, carriers of used household goods, natural products of farm, waters or forest and objects of art. Other vehicles exceeding 6,000 lbs. gross weight — \$10.00 per gross ton.		
Full free reciprocity with Alaska, Arkansas, California, Connecticut, Delaware, District of Columbia, Florida, Illinois, Indiana, Iowa, Kansas, Kentucky, Louisiana, Massachusetts, Minnesota, Missouri, Montana, Nebraska, New Hampshire, New York, North Carolina, Ohio, Oregon, Oklahoma, Pennsylvania, Rhode Island, S. Dakota, Texas, W. Virginia, Washington, Wisconsin, Wyoming. Limited reciprocity with Idaho, N. Dakota, Utah.	No reciprocity agreement except for a farm group in Peace River district.	Alberta	Saskatchewan	British Columbia
Full free reciprocity for fleet operations with Arizona, California, Colorado, Idaho, Illinois, Iowa, Kansas, Missouri, Montana, Nebraska, Nevada, New Mexico, North Dakota, Oregon, South Dakota and Washington with annual commercial vehicle licence fees prorated on the basis of mileage, operated in the member states and provinces during the 12 month period. Fleets are defined as being three or more commercial vehicles at least two of which must be motor vehicles.				

U.S.A.

TABLE 3. Summary of Reciprocal Highway Agreements for Trucking Licence Fees

No reciprocity agreement.	Full free reciprocity for private and for-hire carriers.	Full free reciprocity for private and for-hire freight carriers.	Full free reciprocity for private and for-hire freight carriers.	Prince Edward Island
No reciprocity agreement.	Reciprocal arrangement for household goods carriers for goods the property of the owner.	Full free reciprocity for private and for-hire commercial vehicles.		Nova Scotia
Full free reciprocity for private and all for-hire vehicles having gross weight of 6,000 lbs. or less, carriers of used household goods, natural products of farm, waters or forest and objects of art. Other for-hire vehicles exceeding 6,000 lbs. gross weight—\$10.00 per gross ton.	Full free reciprocity for private and for-hire freight carrying commercial vehicles.			New Brunswick
No reciprocity agreement.				Quebec
				Ontario

Four conditions of reciprocity agreements

- A. Apply to fees only; not to operating rights.
- B. Operative only to the extent that other provinces grant similar privileges¹.
- C. Apply only to vehicles duly registered in and operated by residents of reciprocating jurisdictions.
- D. Reciprocity does not apply to intraprovincial operations.

¹ Nova Scotia exempts from registration commercial vehicles of neighbouring provinces provided they do not take on any goods in Nova Scotia to be discharged in Nova Scotia.

² Common carrier vehicles used exclusively for the transportation of (a) household goods or furniture (b) natural products of the farm and (c) products of a dairy, creamery or cheese factory are exempt from payment of licence fees and registration requirements.

³ Saskatchewan automatically issues commercial and public service vehicle certificates of registration to non-residents, except those domiciled in the province of New Brunswick, Ontario, Manitoba, Alberta and British Columbia, on the one-half prescribed fee basis regardless of whether or not the other provinces grant the same fee privileges to Saskatchewan vehicles. A non-resident farmer operating his truck into or through Saskatchewan and transporting his own farm products or supplies is exempt from registration and payment of fees.

⁴ In addition Alberta has an arrangement with Northwest Territories for one-half licence fee.

Note: Reference should be made to provincial acts for more detail and provincial authorities should be consulted for precise interpretation.

TABLE 4. Provincial Truck Regulations

No.	Governing Motor Carrier Acts Motor Carrier Regulatory Authorities	Newfoundland ¹		Prince Edward Island		Nova Scotia ²		New Brunswick	
		Motor Carrier Act		Motor Carrier Act		Motor Carrier Act		Motor Carrier Act	
		Board of Commissioners of Public Utilities		Public Utilities Commission		Board of Commissioners of Public Utilities		Motor Carrier Board	
		Power to regulate	Is this power exercised?	Power to regulate	Is this power exercised?	Power to regulate	Is this power exercised?	Power to regulate	Is this power exercised?
1	1. Requirement to show public convenience and necessity	—	—	Yes	Yes	Yes	Yes	Yes	Yes
	2. Carrier operating licences (franchise):								
2	(a) Issue	—	—	"	"	"	"	"	"
3	(b) Renewal	—	—	"	"	"	"	"	"
4	(c) Transfer	—	—	"	"	"	"	"	"
5	(d) Suspension	—	—	"	"	"	"	"	"
6	(e) Cancellation	—	—	"	"	"	"	"	"
7	(f) Classification	—	—	"	"	"	"	"	"
8	(g) Fees	—	—	"	"	No	"	"	"
	3. Carrier vehicle licences (plates):								
9	(a) Issue	—	—	"	"	Yes	Yes	"	"
10	(b) Renewal	—	—	"	"	"	"	"	"
11	(c) Transfer	—	—	"	"	"	"	"	"
12	(d) Classification	—	—	"	"	"	"	"	"
13	(e) Fees	—	—	"	"	" ⁶	"	"	"
	4. Insurance:								
14	(a) Public liability	—	—	"	"	Yes	Yes	"	"
15	(b) Property	—	—	"	"	"	"	"	"
16	(c) Goods carried	—	—	"	"	"	"	"	"
	5. Operations:								
17	(a) Routes	—	—	"	"	"	"	"	"
18	(b) Areas	—	—	"	"	"	"	"	"
19	(c) Time schedules	—	—	"	"	"	"	"	"
20	(d) Commodities	—	—	"	"	"	"	"	"
	6. Freight rates:								
21	(a) Filled	—	—	"	"	"	"	"	"
22	(h) Regulated	—	—	"	"	No	—	"	"
	7. Accounting records:								
23	(a) Prescribed method of accounting	—	—	"	"	Yes	No	No	—
24	(b) Annual report to be submitted	—	—	"	"	"	Yes	"	—
25	(c) Power to inspect records	—	—	"	"	"	"	Yes	Yes
26	(d) C.O.D. shipments (i) Handling of cash	—	—	"	"	"	"	"	"
27	(ii) Amount of commission	—	—	No	No	No	—	No	—
28	(e) Prescribed bill of lading	—	—	Yes	Yes	Yes	No	Yes	Yes
	8. Drivers:								
29	(a) Qualifications	—	—	"	"	"	Yes	No	—
30	(b) Hours of work	—	—	"	"	"	No	"	—
31	(c) Wages	—	—	No	—	No	—	"	—

¹ Freight motor carriers not regulated.² For-hire carriers operating not more than one two-axle straight truck are not subject to the provisions of the Nova Scotia Motor Carrier Act.³ Applicable to extra-provincial operators only.⁴ Vehicle to vehicle only.⁵ Statute requires public hearing before cancellation.⁶ The Lieutenant Governor-in-Council regulates fees.⁷ Provincial legislature exercises this power.

TABLE 4. Provincial Truck Regulations

Quebec		Ontario		Manitoba		Saskatchewan		Alberta		British Columbia		No.
Transportation Board Act		Public Commercial Vehicles Act		Highway Traffic Act		The Vehicles Act		Public Service Vehicles Act		Motor Carrier Act		
Transportation Board		Highway Transport Board		Motor Carrier Board		Highway Traffic Board		Highway Traffic Board		Public Utilities Commission		
Power to regulate	Is this power exercised?	Power to regulate	Is this power exercised?	Power to regulate	Is this power exercised?	Power to regulate	Is this power exercised?	Power to regulate	Is this power exercised?	Power to regulate	Is this power exercised?	
Yes	Yes	Yes	Yes	Yes	Yes	Yes	Yes	Yes	Yes ¹	Yes	Yes	1
"	"	"	"	"	"	"	"	"	" ²	"	"	2
"	"	"	"	"	"	"	"	"	" ³	"	"	3
"	"	"	"	"	"	"	" ⁴	"	" ⁵	"	"	4
"	"	"	"	"	"	"	"	"	" ⁶	"	"	5
"	"	"	"	"	"	"	"	"	" ⁷	"	"	6
"	"	"	"	"	"	"	"	"	" ⁸	"	"	7
"	"	"	No	"	"	No	6	"	No	"	"	8
"	"	"	Yes	"	"	Combined with lines 2 to 8 above		"	Yes	"	"	9
"	"	"	"	"	"			"	"	"	"	10
"	"	"	"	"	"			"	"	"	"	11
"	"	"	"	"	"			"	"	"	"	12
"	"	"	"	"	"			"	"	"	"	13
"	"	"	"	"	"	No	7	"	"	"	No ⁹	14
"	"	"	"	"	"	"	7	"	"	"	" ¹⁰	15
"	"	"	"	"	"	Yes	Yes	"	"	"	Yes	16
"	"	"	"	"	"	"	"	"	" ¹¹	"	"	17
"	"	"	"	"	"	"	"	"	No ⁹	"	"	18
"	"	"	No	"	"	"	No	"	"	"	"	19
"	"	"	Yes	"	"	"	Yes	"	Yes	"	"	20
"	"	"	Yes	"	" ¹⁰	"	"	"	No	"	"	21
"	"	No	No	Yes	Yes	"	" ¹¹	"	"	"	"	22
Yes	"	Yes	Yes ¹¹	"	—	"	No	"	No	"	No	23
"	Yes	"	"	Yes	Yes	"	Yes	"	"	"	Yes	24
"	"	"	"	"	"	"	"	"	Yes	"	"	25
No	—	"	"	"	"	"	"	"	"	"	"	26
"	—	No	—	"	"	"	"	"	"	"	"	27
Yes	Yes	Yes	Yes	"	"	"	"	"	"	"	"	28
"	No	"	Yes	"	No	"	"	"	"	"	No ¹²	29
"	Yes	"	No ¹³	"	"	"	No	"	No ¹³	"	"	30
"	No	No	—	"	"	"	"	No	13	No	—	31

⁸ The Superintendent of Motor Vehicles under the "Motor Vehicle Act" may require the operator of a vehicle involved in an accident to file proof of financial responsibility.

⁹ Urban trucks — Yes.

¹⁰ Intraprovincial only.

¹¹ On C.O.D. shipments.

¹² The Superintendent of Motor Vehicles under the "Motor Vehicle Act" specifies the qualifications for chauffeurs' licences.

¹³ Department of Labour exercises this power.

TABLE 5. Provincial Bus Regulations

No.	Governing Motor Carrier Acts Motor Carrier Regulatory Authorities	Newfoundland		Prince Edward Island		Nova Scotia		New Brunswick	
		Motor Carrier Act		Motor Carrier Act		Motor Carrier Act		Motor Carrier Act	
		Board of Commissioners of Public Utilities ¹		Public Utilities Commission		Board of Commissioners of Public Utilities		Motor Carrier Board	
		Power to regulate	Is this power exercised?	Power to regulate	Is this power exercised?	Power to regulate	Is this power exercised?	Power to regulate	Is this power exercised?
1	1. Requirement to show public convenience and necessity	Yes	Yes	Yes	Yes	Yes	Yes	Yes	Yes
	2. Carrier operating licences (franchise):								
2	(a) Issue	"	"	"	"	"	"	"	"
3	(b) Renewal	"	"	"	"	"	"	"	"
4	(c) Transfer	No	—	"	"	"	"	"	"
5	(d) Suspension	"	—	"	"	"	"	"	"
6	(e) Cancellation	Yes	Yes	"	"	"	3	"	"
7	(f) Classification	No	—	"	"	"	Yes	"	"
8	(g) Fees	Yes	Yes	"	"	No	4	"	"
	3. Carrier vehicle licences (plates):								
9	(a) Issue	No	6	"	"	Yes	Yes	"	"
10	(b) Renewal	"	6	"	"	"	"	"	"
11	(c) Transfer	"	—	"	"	"	"	"	"
12	(d) Classification	"	—	"	"	"	"	"	"
13	(e) Fees	"	6	"	"	No	4	"	"
14	4. Mileage taxes	"	—	No	—	7	8	No	—
	5. Insurance:								
15	(a) Public liability	"	6	Yes	Yes	Yes	Yes	Yes	Yes
16	(b) Property	"	6	"	"	"	"	"	"
17	(c) Passenger	"	8	"	"	"	"	"	"
	6. Operations:								
18	(a) Routes	Yes	Yes	"	"	"	"	"	"
19	(b) Areas	No	—	"	"	"	"	"	"
20	(c) Time schedules	Yes	Yes	"	"	"	"	"	"
21	(d) Passenger capacity	"	No ⁶	"	"	"	"	"	"
22	(e) Express freight (i) Nature of goods	No	—	"	"	"	"	"	"
23	(ii) Maximum weight	"	—	No	10	No	6	No	—
24	(f) Depots (i) Maintenance	"	—	"	—	"	—	"	—
25	(ii) Location	Yes	Yes	"	—	"	—	"	—
	7. Fares and rates:								
26	(a) Passenger (i) Filed	"	"	Yes	Yes	Yes	Yes	Yes	Yes
27	(ii) Regulated	"	"	"	"	"	"	"	"
28	(b) Express freight (i) Filed	No	—	"	"	"	"	"	"
29	(ii) Regulated	"	—	"	"	"	"	"	"
	8. Accounting records:								
30	(a) Prescribed method of accounting	"	—	"	"	Yes	No	No	—
31	(b) Annual report to be submitted	Yes	Yes	"	"	"	Yes	"	—
32	(c) Power to inspect records	"	"	"	"	"	"	Yes	Yes
	9. Drivers:								
33	(a) Qualifications	No	6	"	"	"	"	No	—
34	(b) Hours of work	"	—	"	"	"	No	"	—
35	(c) Wages	"	—	No	—	No	—	"	—

¹ Does not exercise authority in cases of municipal control of bus operators.² Vehicle to vehicle only.³ Statute requires hearing before cancellation.⁴ The Lieutenant Governor-in-Council regulates fees.⁵ Maximum ceiling set by Department of Commercial Transport under "Department of Commercial Transport Act".⁶ Motor Vehicle Branch exercise this power.

TABLE 5. Provincial Bus Regulations

Quebec		Ontario		Manitoba		Saskatchewan		Alberta		British Columbia		No.
Transportation Board Act		Public Vehicles Act		Highway Traffic Act		The Vehicles Act		Public Service Vehicles Act		Motor Carrier Act		
Transportation Board		Highway Transport Board		Motor Carrier Board		Highway Traffic Board		Highway Traffic Board		Public Utilities Commission		
Power to regulate	Is this power exercised?	Power to regulate	Is this power exercised?	Power to regulate	Is this power exercised?	Power to regulate	Is this power exercised?	Power to regulate	Is this power exercised?	Power to regulate	Is this power exercised?	
Yes	Yes	Yes	Yes	Yes	Yes	Yes	Yes	Yes	Yes	Yes	Yes	1
"	"	"	"	"	"	"	"	"	"	"	"	2
"	"	"	"	"	"	"	"	"	"	"	"	3
"	"	"	"	"	"	"	"	"	"	"	"	4
"	"	"	"	"	"	"	"	"	"	"	"	5
"	"	"	"	"	"	"	"	"	"	"	"	6
"	"	"	"	"	"	"	"	"	"	"	"	7
"	"	"	"	"	"	No	4	"	"	5	"	8
"	"	"	"	"	"	Combined with lines 2 to 8 above		"	"	"	"	9
"	"	"	"	"	"			"	"	"	"	10
"	"	"	"	"	"			"	"	"	"	11
"	Yes	"	"	"	"			"	"	"	"	12
"	"	No	—	"	"			"	"	"	"	13
"	"	Yes	Yes	No	—	No	9	"	"	No	—	14
"	"	"	"	Yes	Yes	"	9	"	"	Yes	"	15
"	"	"	"	"	"	"	9	"	"	"	"	16
"	No	"	"	"	"	Yes	Yes	"	"	"	"	17
"	Yes	"	"	"	"	"	"	"	"	"	"	18
"	"	"	"	"	"	"	"	"	"	"	"	19
"	Yes	"	"	"	"	"	"	"	"	"	"	20
"	"	"	"	"	"	"	No	"	"	"	"	21
"	No	No	—	"	"	"	Yes	"	"	"	"	22
"	Yes	Yes	Yes	"	"	"	"	"	"	"	"	23
"	"	No	—	"	"	"	No	"	"	"	"	24
No	—	"	—	"	"	"	"	"	No	"	"	25
Yes	Yes	Yes	Yes	"	"	"	Yes	"	Yes	"	"	26
"	"	"	"	"	"	"	"	"	"	"	"	27
"	"	No	—	"	"	"	"	"	"	"	"	28
"	"	"	—	"	"	"	"	"	"	"	"	29
Yes	"	Yes	Yes	"	"	"	No	"	"	"	No	30
"	"	"	"	"	"	"	Yes	"	"	"	Yes	31
"	"	"	"	"	"	"	No	"	Yes	"	"	32
"	"	"	"	"	"	"	Yes	"	"	"	No ¹¹	33
"	"	"	No ¹²	"	"	"	No	"	No ¹²	"	"	34
"	"	No	—	"	"	"	"	No	13	No	—	35

⁷ Motor Vehicle Department has this power, not exercised.

⁸ Local authorities can levy tax not exceeding 1/15 cent per unit of seating capacity for every mile travelled within a town or city.

⁹ Provincial legislature exercises this power.

¹⁰ Department of Highways, Motor Vehicle Branch exercises this power.

¹¹ The Superintendent of Motor Vehicles under the "Motor Vehicle Act" specifies the qualifications for chauffeurs' licences.

¹² Department of Labour exercises this power.

TABLE 6. Provincial Taxes on Motive Fuels Consumed by Motor Vehicles on Public Roads and Streets¹

	Newfoundland		Prince Edward Island		Nova Scotia	
	Tax	Effective date	Tax	Effective date	Tax	Effective date
	cents		cents		cents	
Gasoline	25	April 1, 1968	21	March 20, 1968	19	April 1, 1961
Diesel fuel	25	April 1, 1968	21	March 20, 1968	27	April 1, 1961
Liquefied petroleum gases ²	25	April 1, 1968	21	March 20, 1968	Nil	—
	New Brunswick		Québec		Ontario	
Gasoline	18	April 1, 1961	19	March 28, 1968	18	March 13, 1968
Diesel fuel	23	April 1, 1961	25	March 28, 1968	24 ³	March 13, 1968
Liquefied petroleum gases ²	23	November 1, 1966	19	March 28, 1968	18	March 13, 1968
	Manitoba		Saskatchewan		Alberta	
Gasoline	17	October 19, 1964	17	March 2, 1968	12	April 1, 1961
Diesel fuel	20	October 19, 1964	20	March 2, 1968	14	April 1, 1961
Liquefied petroleum gases ²	20	October 19, 1964	17	March 2, 1968	12	April 1, 1961
	British Columbia		Yukon		Northwest Territories	
Gasoline	13	March 28, 1961	11	January 23, 1968	11	April 1, 1968
Diesel fuel	15	March 28, 1961	11	January 23, 1968	8	April 1, 1968
Liquefied petroleum gases ²	15 13 (private cars)	March 28, 1961	Nil	—	2 ¹ / ₄	April 1, 1968

¹ Exemptions from motive fuel taxes, consumed by motor vehicles on public roads and streets are granted by some provinces: Newfoundland—Dominion Government vehicles and diplomatic corps vehicles; Ontario—Dominion Government vehicles; Alberta—senior diplomatic officials, and municipal transit systems within city limits; British Columbia—Dominion Government vehicles; Yukon—Dominion Government vehicles, NATO "visiting forces" and municipal vehicles; and Northwest Territories—NATO "visiting forces" and municipal district vehicles.

² Tax applies on propane and butane fuels when used by commercial vehicles on public highways.

³ Applies under certain circumstances to the following fuels: diesel, domestic, furnace, stove oil, kerosene, distillates, light, medium and heavy fuels, but not bunker oil.

**TABLE 7. Annual Licence Fees
PASSENGER CARS**

	Newfoundland	Prince Edward Island ¹	Nova Scotia ²	New Brunswick	Quebec ³
	dollars				
Flat fee	—	—	—	—	—
Tare weight:					
1,500 lbs.	18.00	17.00 ⁴	11.00 ⁴	15.00 ⁴	11.50
2,000 "	18.00	17.00	13.00	15.00	15.00
3,000 "	20.00	21.00	19.00	26.00	22.00
4,000 "	22.00	31.00	25.00	26.00	29.00
5,000 "	24.00	31.00	31.00	35.00	36.00
6,000 "	24.00	31.00	38.00	35.00	43.00
7,000 "	24.00	31.00	—	35.00	50.00
Wheel base:					
100 inches	—	—	—	—	—
105 "	—	—	—	—	—
110 "	—	—	—	—	—
115 "	—	—	—	—	—
120 "	—	—	—	—	—
125 "	—	—	—	—	—
130 "	—	—	—	—	—
135 "	—	—	—	—	—
140 "	—	—	—	—	—
145 "	—	—	—	—	—
Over 145 inches	—	—	—	—	—
Horse power:					
Up to 35 h.p.	—	—	—	—	—
Over 35 to 45 h.p.	—	—	—	—	—
Over 45 h.p.	—	—	—	—	—
	Ontario ⁵	Manitoba ⁶	Saskat- chewan	Alberta ^{5,6}	British Columbia ²
	dollars				
Flat fee	—	—	—	—	—
Tare weight:					
1,500 lbs.	—	—	—	—	10.80
2,000 "	—	—	—	—	14.40
3,000 "	—	—	—	—	18.00
4,000 "	—	—	—	—	22.50
5,000 "	—	—	—	—	31.50
6,000 "	—	—	—	—	45.00
7,000 "	—	—	—	—	58.50
Wheel base:					
100 inches	—	11.25	10.00	15.00	—
105 "	—	14.50	10.00	15.00	—
110 "	—	17.75	10.00	15.00	—
115 "	—	21.00	15.00	20.00	—
120 "	—	24.25	15.00	20.00	—
125 "	—	27.50	20.00	25.00	—
130 "	—	30.75	20.00	25.00	—
135 "	—	34.00	20.00	25.00	—
140 "	—	37.25	20.00	25.00	—
145 "	—	40.50	20.00	25.00	—
Over 145 inches	—	43.75	20.00	25.00	—
Number of cylinders:					
4	15.00	—	—	—	—
6	20.00	—	—	—	—
8	25.00	—	—	—	—

¹ Includes \$1.00 for licence plates and \$1.00 for annual certificate of registration. (Fee for initial registration certificate is \$3.50).

² Fee for initial certificate of registration (\$2.00 in Nova Scotia and \$1.00 in British Columbia) is not included.

³ Includes \$1.00 for licence plates.

⁴ Minimum fee.

⁵ Uninsured Motor Vehicle fee of \$25.00, is not included.

⁶ Motor Vehicle Accident Claims Fund fees of 50 cents in Manitoba and \$1.00 in Alberta, payable each year with vehicle licence fee, are not included.

TABLE 8. Annual Licence Fees
TRUCKS

Gross vehicle weight ¹	Newfound-land ²	Prince Edward Island ³	Nova Scotia ¹	New Brunswick ⁴	Ontario ¹		Manitoba ⁵		
	Commercial vehicles	Commercial vehicles	Commercial trucks and trailers	Commercial vehicles and truck tractors	Commercial trucks and tractors	Commercial trailers and semi-trailers	PSV and CT ⁶	T (Urban)	FT (Farm)
pounds	dollars								
4,000	22.00	18.00	16.00	18.00	20.00 ⁷	10.50	30.00	16.00	16.00
6,000	33.00	30.00	23.00	29.00	25.00	22.00	30.00	16.00	16.00
8,000	48.00	46.00	43.00	46.00	50.00	34.00	60.00	28.50	22.50
10,000	70.00	67.00	64.00	67.00	68.00	53.00	90.00	41.00	28.00
12,000	90.00	86.00	89.00	86.00	88.00	69.00	120.00	53.50	35.50
14,000	110.00	100.00	117.00	107.00	103.00	81.00	150.00	66.00	42.00
16,000	150.00	122.00	150.00	130.00	118.00	92.00	180.00	78.50	48.50
18,000	185.00	146.00	187.00	155.00	151.00	114.00	210.00	84.75	55.00
20,000	220.00	182.00	208.00	192.00	179.00	126.00	240.00	103.50	61.50
22,000	240.00	211.00	229.00	222.00	208.00	162.00	270.00	116.00	68.00
24,000	260.00	242.00	250.00	266.00	239.00	176.00	300.00	128.50	74.50
26,000	280.00	288.00	271.00	301.00	273.00	191.00	330.00	141.00	81.00
28,000	300.00	310.00	292.00	324.00	309.00	206.00	360.00	153.50	87.50
30,000	325.00	347.00	313.00	347.00	356.00	227.00	390.00	166.00	94.00
32,000	355.00	370.00	334.00	370.00	391.00	249.00	420.00	178.50	100.50
34,000	385.00	393.00	355.00	393.00	427.00	272.00	450.00	191.00	107.00
36,000	415.00	416.00	376.00	416.00	463.00	295.00	480.00	203.50	113.50
38,000	445.00	439.00	397.00	439.00	502.00	320.00	510.00	216.00	120.00
40,000	470.00	462.00	418.00	462.00	542.00	346.00	540.00	228.50	126.50
42,000	430.00 ⁸	485.00	439.00	485.00	582.00	372.00	575.00	241.00	133.00
44,000	545.00	508.00	—	508.00	—	—	615.00	253.50	139.50
46,000	600.00	531.00	—	531.00	—	—	660.00	266.00	146.00
48,000	495.00 ⁸	554.00	—	554.00	—	—	710.00	278.50	152.50
50,000	720.00	577.00	—	577.00	—	—	765.00	291.00	159.00
52,000	600.00 ⁸	600.00	—	600.00	—	—	825.00	303.50	—
54,000	—	623.00	—	623.00	—	—	890.00	316.00	—
56,000	750.00 ⁸	644.00	—	646.00	—	—	955.00	328.50	—
58,000	640.00 ⁸	669.00	—	669.00	—	—	1,020.00	341.00	—
60,000	—	692.00	—	692.00	—	—	1,085.00	353.50	—
62,000	950.00 ⁸	715.00	—	715.00	—	—	1,150.00	366.00	—
64,000	—	738.00	—	738.00	—	—	1,215.00	378.50	—
66,000	—	761.00	—	761.00	—	—	1,280.00	391.00	—
68,000	—	784.00	—	784.00	—	—	1,345.00	403.50	—
70,000	—	807.00	—	802.00	—	—	1,410.00	416.00	—
72,000	—	828.00	—	830.00	—	—	1,475.00	428.50	—
74,000	875.00 ⁸	850.00	—	848.00	—	—	1,540.00	441.00	—
76,000	—	—	—	—	—	—	—	—	—

See footnotes at end of table.

TABLE 8. Annual Licence Fees - Continued
TRUCKS

Gross vehicle weight ¹	Saskatchewan				Alberta ¹			British Columbia ¹⁰
	A	E, D	C	F (Farm)	PS, E, CV		U, X, F	Commercial vehicles
					Trucks and tractors	Trailers (per axle)		
pounds	dollars							
4,000	25.00	25.00	15.00	10.00	40.00	20.00	15.00	20.00
6,000	67.50	50.00	25.00	12.50	50.00	35.00	20.00	30.00
8,000	110.00	75.00	50.00	15.00	65.00	60.00	25.00	50.00
10,000	110.00	75.00	50.00	15.00	75.00	105.00	25.00	75.00
12,000	150.00	100.00	55.00	17.50	85.00	160.00	25.00	95.00
14,000	175.00	125.00	60.00	20.00	100.00	220.00	35.00	115.00
16,000	200.00	150.00	65.00	22.50	120.00	300.00	35.00	135.00
18,000	225.00	175.00	70.00	25.00	140.00	300.00	35.00	155.00
20,000	250.00	200.00	75.00	27.50	160.00	—	35.00	175.00
22,000	275.00	225.00	80.00	30.00	180.00	—	35.00	195.00
24,000	300.00	250.00	90.00	30.00	200.00	—	35.00	215.00
26,000	325.00	275.00	100.00	30.00	230.00	—	35.00	235.00
28,000	355.00	305.00	110.00	30.00	260.00	—	35.00	255.00
30,000	385.00	335.00	120.00	—	290.00	—	35.00	280.00
32,000	415.00	365.00	130.00	—	320.00	—	35.00	305.00
34,000	445.00	395.00	140.00	—	350.00	—	35.00	330.00
36,000	475.00	425.00	150.00	—	390.00	—	35.00	355.00
38,000	510.00	460.00	160.00	—	430.00	—	35.00	380.00
40,000	550.00	500.00	170.00	—	470.00	—	35.00	405.00
42,000	590.00	540.00	180.00	—	—	—	—	430.00
44,000	630.00	580.00	190.00	—	—	—	—	455.00
46,000	675.00	625.00	200.00	—	—	—	—	480.00
48,000	720.00	670.00	210.00	—	—	—	—	505.00
50,000	770.00	720.00	220.00	—	—	—	—	530.00
52,000	830.00	780.00	230.00	—	—	—	—	555.00
54,000	900.00	850.00	240.00	—	—	—	—	580.00
56,000	970.00	920.00	250.00	—	—	—	—	605.00
58,000	1,040.00	990.00	260.00	—	—	—	—	630.00
60,000	1,120.00	1,070.00	270.00	—	—	—	—	655.00
62,000	1,200.00	1,150.00	280.00	—	—	—	—	680.00
64,000	1,280.00	1,230.00	290.00	—	—	—	—	705.00
66,000	1,360.00	1,310.00	300.00	—	—	—	—	730.00
68,000	1,440.00	1,390.00	310.00	—	—	—	—	755.00
70,000	1,530.00	1,480.00	320.00	—	—	—	—	780.00
72,000	1,620.00	1,570.00	330.00	—	—	—	—	805.00
74,000	1,710.00	1,660.00	340.00	—	—	—	—	830.00
76,000	—	—	—	—	—	—	—	855.00

See footnotes at end of table.

TABLE 8. Annual Licence Fees - Concluded
TRUCKS

Tare weight ¹	Quebec ^{11,12}	
	Commercial vehicles L, F	N (Farm)
pounds	dollars	
3,000	38.50	22.00
3,500	44.75	25.50
4,000	51.00	29.00
4,500	57.25	32.50
5,000	63.50	36.00
5,500	76.00	39.50
6,000	88.50	43.00
6,500	101.00	46.50
7,000	113.50	50.00
7,500	126.00	53.50
8,000	138.50	57.00
8,500	151.00	60.50
9,000	163.50	
9,500	176.00	
10,000	188.50	
10,500	201.00	
11,000	213.50	
11,500	226.00	
12,000	238.50	
12,500	251.00	
13,000	263.50	
13,500	276.00	
14,000	288.50	

¹ All provinces except Nova Scotia, Quebec, Ontario and Alberta licence tractor trailer combinations by combined gross vehicle weight.

Nova Scotia: Fees are the same for trucks and trailers of the same gross vehicle weight after 6,500 lbs. Trailer fees up to 32,000 lbs. gross vehicle weight only. Fee for initial certificate of registration of \$2.00 is not included. Restricted farm truck licence is approximately 1/6 commercial fee shown.

Quebec: Each unit of a tractor trailer combination is licensed separately by tare weight.

Ontario: Truck tractors are licensed separately from trailers and semi-trailers. Therefore, it is necessary to combine the fees based on gross vehicle weight for each unit to obtain comparable fees. Uninsured Motor vehicle fee of \$25.00 is not included. Quarterly licensing is available for commercial motor vehicles and trailers.

Alberta: Tractor trailer combinations may be licensed as a unit or separately. Licence fees for PS, E and CV trailers are based on a fee for each axle according to gross weight. (No fee for trailers operating under U, F and X classifications). Unsatisfied Judgment Fund fee of \$1.00, payable each year with vehicle licence fee, is not included.

² Special permit required for single-axle vehicles over 24,000 lbs. and tandem axle vehicles over 30,000 lbs. gross vehicle weight.

³ Includes \$1.00 for licence plates and \$1.00 for annual certificate of registration. (Fee for initial registration certificate is \$3.50).

⁴ The minimum gross weight shall not be less than twice the unladen weight of the vehicle unless this amounts to over 24,000 lbs. for a two axle vehicle and 36,000 lbs. for a three axle vehicle. Restricted farm truck licence is 1/2 commercial fee shown.

⁵ Unsatisfied Judgment Fund fee of 50 cents, payable each year with vehicle licence fee, is not included.

⁶ A special schedule of fees is applicable for Public Service Vehicles and Commercial Trucks used only for the transportation of milk and cream.

⁷ Fee for the minimum gross weight of 5,000 lbs.

⁸ Fee for one type of power unit and trailer.

⁹ Maximum gross weight of 70,000 lbs. with special permit.

¹⁰ Initial year registration fee of \$5.00 is not included.

¹¹ Includes \$1.00 for licence plates. If the motor vehicle is propelled by any power other than gasoline, the licence fee is increased by thirty cents for every hundred pounds or fraction thereof (tare weight).

¹² Farm trucks weighing 8,000 lbs. or more are licensed as commercial vehicles.

TABLE 9. Annual Carrier (For-hire) Licence Fees
TRUCKS

Gross vehicle weight	New- found- land ¹	Prince Edward Island	Nova Scotia ²	New Brunswick	Ontario ³			
					A,C,D,K	H	FS	E,F
pounds					(For each motor vehicle or trailer)			
					dollars			
4,000	—				10.00	10.00		
6,000	—				15.00	10.00		
8,000	—				20.00	10.00		
10,000	—		Trucks		27.50	14.00		
12,000	—		8,000 lbs.		36.00	18.00		
14,000	—		GVW		42.00	21.00		
16,000	—		or less		48.00	24.00		
18,000	—		\$10.00		58.50	29.00		
20,000	—	Trucks		Trucks	65.00	32.50		
22,000	—	2 axles		2 axles	82.50	41.00	Flat	Flat
24,000	—	\$20.00	8,000 lbs.	\$20.00	90.00	45.00	fee	fee
26,000	—		to		97.50	49.00	\$10.00	\$1.00
28,000	—	3 axles	12,000 lbs.		105.00	52.50		
30,000	—	\$25.00	\$15.00		112.50	56.00		
32,000	—		over	Trucks	120.00	60.00		
34,000	—	Tractors	12,000 lbs.	3 axles	127.50	63.50		
36,000	—	2 axles	\$30.00		135.00	67.50		
38,000	—	\$25.00			142.50	71.00		
40,000	—				150.00	75.00		
42,000	—	3 or more	Truck	Tractor	157.50	79.00		
44,000	—	axles	tractor	trailers				
46,000	—	\$30.00	\$30.00	3 axles				
48,000	—			\$30.00				
50,000	—							
52,000	—	Trailers	Trailer					
54,000	—	1 axle	or semi-					
56,000	—	\$10.00	trailer					
58,000	—	2 or more	12,000 lbs.	Tractor				
60,000	—	axles	GVW	trailers				
62,000	—	\$15.00	or less	4 or more				
64,000	—		\$12.00	axles				
66,000	—		over	\$40.00				
68,000	—		12,000 lbs.					
70,000	—		\$18.00					
72,000	—							
74,000	—							
76,000	—							
					British Columbia			
	Manitoba	Saskatchewan	Alberta		Public freight vehicles G,H,J	Limited freight vehicles E		
4,000					12.00	9.00		
6,000					12.00	9.00		
8,000					18.00	13.50		
10,000					24.00	18.00		
12,000					30.00	22.50		
14,000					36.00	27.00		
16,000					42.00	31.50		
18,000					42.00	31.50		
20,000					48.00	36.00		
22,000					48.00	36.00		
24,000					48.00	36.00		
26,000					48.00	36.00		
28,000					48.00	36.00		
30,000					48.00	36.00		
32,000					48.00	36.00		
34,000					48.00	36.00		
36,000					48.00	36.00		
38,000					48.00	36.00		
40,000					48.00	36.00		
42,000					48.00	36.00		
44,000					48.00	36.00		
46,000					48.00	36.00		
48,000					48.00	36.00		
50,000					48.00	36.00		
52,000					48.00	36.00		
54,000					48.00	36.00		
56,000					48.00	36.00		
58,000					48.00	36.00		
60,000					48.00	36.00		
62,000					48.00	36.00		
64,000					48.00	36.00		
66,000					48.00	36.00		
68,000					48.00	36.00		
70,000					48.00	36.00		
72,000					48.00	36.00		
74,000					48.00	36.00		
76,000					48.00	36.00		
	(See PSV fees Table 8)	(See A and E fees Table 8)	(See PS and E fees Table 8)					

See footnotes at end of table.

**TABLE 9. Annual Carrier (For-hire) Licence Fees - Concluded
TRUCKS**

Quebec ⁴			
Based on tare weight		Based on L or RL licence fee	
Tare weight	Quebec carrier permit fee L or RL	If L or RL licence costs (not including \$1.00 fee for licence plate)	Carrier permit fee
pounds	dollars	dollars	dollars
3,000	8.00	80.00 or less	8.00
3,500	8.00	81.00 - 90.00	11.00
4,000	8.00	91.00 - 100.00	12.00
4,500	8.00	101.00 - 110.00	13.00
		111.00 - 120.00	14.00
		121.00 - 130.00	16.00
5,000	8.00		
5,500	8.00	131.00 - 140.00	18.00
6,000	11.00	141.00 - 150.00	20.00
6,500	12.00	151.00 - 160.00	22.00
		161.00 - 170.00	24.00
		171.00 - 180.00	26.00
		181.00 - 190.00	28.00
7,000	14.00		
7,500	16.00	191.00 - 200.00	30.00
8,000	18.00	201.00 - 210.00	32.00
8,500	20.00	211.00 - 220.00	34.00
		221.00 - 230.00	36.00
		231.00 - 240.00	38.00
		241.00 - 250.00	42.00
9,000	24.00		
9,500	26.00	251.00 - 260.00	46.00
10,000	28.00	261.00 - 270.00	50.00
10,500	30.00	271.00 - 280.00	54.00
		281.00 - 290.00	58.00
		291.00 - 300.00	62.00
11,000	34.00	301.00 - 310.00	66.00
11,500	36.00	311.00 - 320.00	70.00
12,000	38.00		
12,500	42.00	321.00 - 330.00	74.00
		331.00 - 340.00	78.00
		341.00 - 350.00	82.00
13,000	50.00	351.00 - 360.00	86.00
13,500	54.00	361.00 - 370.00	90.00
		371.00 - 380.00	94.00
14,000	58.00	381.00 or more	100.00

¹ No carrier fees.

² Fees do not apply to a motor carrier who carries on his activities as a carrier of freight for gain with two 2-axle freight vehicles or less.

³ Truck tractors are licensed separately from trailers and semi-trailers. Therefore, it is necessary to combine the fees for each unit to obtain comparable fees.

⁴ Quebec Transportation Board permit fee is based directly on the cost of the "L" or "RL" licence fee.

TABLE 10. Annual Licence Fees
BUSES

Gross vehicle weight	Newfound- land ¹	Prince Edward Island ²	Nova Scotia	New Brunswick
pounds	dollars			
4,000	22.00	18.00	16.00	18.00
6,000	33.00	30.00	23.00	29.00
8,000	48.00	46.00	43.00	46.00
10,000	70.00	67.00	64.00	67.00
12,000	90.00	86.00	89.00	86.00
14,000	110.00	100.00	117.00	107.00
16,000	150.00	122.00	150.00	130.00
18,000	185.00	146.00	187.00	155.00
20,000	220.00	182.00	208.00	192.00
22,000	240.00	211.00	229.00	222.00
24,000	260.00	242.00	250.00	266.00
26,000	280.00	275.00	271.00	301.00
28,000	300.00	310.00	292.00	324.00
30,000	325.00	347.00	313.00	347.00
32,000	355.00	370.00	334.00	370.00
34,000	385.00	393.00	355.00	393.00
36,000	415.00	416.00	376.00	416.00
38,000	445.00	—	—	—
40,000	470.00	—	—	—
42,000	495.00	—	—	—
School buses	—	1.00	—	27.00
Buses owned by municipality	—	2.00	—	2.00 ⁷
	Ontario ³	Alberta ⁴	British Columbia ⁵	
	dollars			
4,000	17.50 ⁶	15.00	20.00	
6,000	25.00	20.00	30.00	
8,000	38.00	25.00	50.00	
10,000	57.00	25.00	75.00	
12,000	76.00	25.00	95.00	
14,000	88.00	35.00	115.00	
16,000	101.00	35.00	135.00	
18,000	123.00	35.00	155.00	
20,000	137.00	35.00	175.00	
22,000	173.00	35.00	195.00	
24,000	189.00	35.00	215.00	
26,000	204.00	35.00	235.00	
28,000	221.00	35.00	255.00	
30,000	243.00	35.00	280.00	
32,000	267.00	35.00	305.00	
34,000	290.00	35.00	330.00	
36,000	316.00	35.00	355.00	
38,000	342.00	35.00	380.00	
40,000	369.00	—	405.00	
42,000	396.00	—	—	
School buses	—	2.00	2.00	
Buses owned by municipality	2.00 ⁸	1.00	2.00	

See footnotes at end of table.

TABLE 10. Annual Licence Fees — Concluded
BUSES

Tare weight		Quebec A ⁹	
pounds		dollars	
4,000	61.00	
5,000	76.00	
6,000	91.00	
7,000	106.00	
8,000	121.00	
9,000	136.00	
10,000	151.00	
11,000	166.00	
12,000	181.00	
13,000	196.00	
14,000	211.00	
15,000	226.00	
16,000	241.00	
17,000	256.00	
18,000	271.00	
19,000	286.00	
20,000	301.00	
School buses	2.50	
		Manitoba ⁴	Saskat- chewan PSV ¹⁰
		dollars	
Wheel base (inches):			
100	9.00	—
110	14.00	—
120	19.00	—
130	24.00	—
140	29.00	—
150	34.00	—
160	39.00	—
170	44.00	—
180	49.00	—
190	54.00	—
200	59.00	—
210	64.00	—
220	69.00	—
230	74.00	—
240	79.00	—
250	84.00	—
Passenger seating capacity:			
8	—	125.00
15	—	175.00
25	—	250.00
25 and over	—	350.00
School buses	—	—
Buses owned by municipality	—	—

¹ Vehicle weight is based on manufacturers' maximum gross weight.

² Includes \$1.00 for licence plates and \$1.00 for annual certificate of registration. (Fee for initial registration certificate is \$3.50). Gross vehicle weight is based on unladen weight plus 140 lbs. for each passenger seat.

³ Gross vehicle weight is based on the unladen weight plus the carrying capacity determined by multiplying the seating capacity by 135 lbs. The carrying capacity of a school bus is determined by multiplying the seating capacity by 90 lbs.

⁴ Motor Vehicle Accident Claims Fund fees of 50 cents in Manitoba and \$1.00 in Alberta, payable each year with vehicle licence fee, are not included.

⁵ Initial year registration fee of \$5.00 is not included in fees shown. Gross vehicle weight is calculated at net weight plus 175 lbs. for each passenger seat and driver.

⁶ Fee for the minimum gross vehicle weight of 5,000 lbs.

⁷ Annual fee payable for the registration of buses operating under a franchise granted by a municipality or by one or more adjoining municipalities, and only within the said municipality or municipalities.

⁸ Excludes motor buses operated by a commission on behalf of a municipality (must pay full fee).

⁹ Fees shown include \$1.00 for licence plates. If the motor vehicle is propelled by any power other than gasoline, the commercial licence fee is increased by thirty cents for every hundred pounds or fraction thereof (tare weight).

¹⁰ Where the operations of a passenger motor vehicle are to be confined to a route within fifteen miles of its headquarters, the annual licence fee shall be reduced by half.

TABLE 11. Annual Carrier (For-hire) Licence Fees and Taxes
BUSES

	New- found- land	Prince Edward Island	Nova Scotia	New Brunsw- wick	Quebec	Ontario	Manitoba ¹	Saskat- chewan	Alberta	British Columbia ²
	dollars									
Carrier licensing fees:										
Flat fee	-	-	10.00	-	-	-	-	-	-	-
Seating capacity fee:										
12 seats	-	50.00	{	-	-	-	50.00	-	-	48.00
15 "	-			-	-	-	56.00	-	-	48.00
20 "	-			-	-	-	68.00	-	-	48.00
25 "	-	100.00	{	-	-	-	76.00	-	-	72.00
30 "	-			-	-	-	86.00	-	-	72.00
35 "	-			-	-	-	96.00	-	-	72.00
40 "	-			-	-	-	106.00	-	-	72.00
45 "	-			-	-	-	116.00	-	-	72.00
50 "	-			-	-	-	126.00	-	-	72.00
Based on "A" licence fee: ³										
\$ 80	-	-	-	-	8.00	-	-	-	-	-
100	-	-	-	-	12.00	-	-	-	-	-
120	-	-	-	-	14.00	-	-	-	-	-
140	-	-	-	-	18.00	-	-	-	-	-
160	-	-	-	-	22.00	-	-	-	-	-
180	-	-	-	-	26.00	-	-	-	-	-
200	-	-	-	-	30.00	-	-	-	-	-
220	-	-	-	-	34.00	-	-	-	-	-
240	-	-	-	-	38.00	-	-	-	-	-
260	-	-	-	-	46.00	-	-	-	-	-
280	-	-	-	-	54.00	-	-	-	-	-
300	-	-	-	-	62.00	-	-	-	-	-
320	-	-	-	-	70.00	-	-	-	-	-
340	-	-	-	-	78.00	-	-	-	-	-
360	-	-	-	-	86.00	-	-	-	-	-
380	-	-	-	-	94.00	-	-	-	-	-
381 or more	-	-	-	-	100.00	-	-	-	-	-
Mileage taxes:										
Seat mile	-	-	-	-	-	-	-	-	-	-
Hard surfaced roads outside city	-	-	-	-	-	-	-	-	1/15¢ per passenger seat mile	-
Gravel roads outside city	-	-	-	-	-	-	-	-	2/45¢ per passenger seat mile	-
Class A highway	-	-	-	-	-	3¢ per 100 seat miles	-	-	-	-
Class B highway	-	-	-	-	-	2¢ per 100 seat miles	-	-	-	-
Certificate fee for route operators	-	-	-	-	-	-	-	-	1.00	-

¹ Fee is based on a minimum of \$50.00 for up to 12 seats and \$2.00 for each additional seating space in excess of 12, plus fees eg. in Table 10.² Fee is based on authorized seated carrying capacity (excluding driver). Up to five passengers \$24.00, six to ten \$30.00, eleven to twenty \$48.00, over twenty passengers \$72.00.³ Quebec Autobus "A" licence actually increases at intervals of \$10.00 (list shown is not in full detail).

TABLE 12. Fees and Taxes for Selected Motor Vehicles
PRIVATE PASSENGER CARS AND PUBLIC INTERCITY BUSES

No.	Class of vehicle	Private — small passenger car			Private — medium passenger car		
		Annual licence fee	Est. annual fuel tax ² (gasoline)	Total	Annual licence fee	Est. annual fuel tax ² (gasoline)	Total
1	Horse power		14.7			30.4	
2	Cylinders		4			6	
3	Wheel base ins.		94.5			115	
4	Tare weight lbs.		1,770			3,300	
5	Gross vehicle weight "		—			—	
6	Seating capacity		4			5	
Assumed:							
7	Annual mileage travelled		8,000			8,000	
8	Average miles per gallon		30			20	
9	Annual motor fuel consumption gals.		267			400	
10	Annual seat miles		—			—	
Province							
11	Newfoundland \$	18.00	66.75	84.75	18.00	100.00	118.00
12	Prince Edward Island ³ \$	15.00	56.07	71.07	18.50	84.00	102.50
13	Nova Scotia ⁴ \$	11.00	50.73	61.73	21.00	76.00	97.00
14	New Brunswick \$	15.00	48.06	63.06	26.00	72.00	98.00
15	Quebec ⁵ \$	13.60	50.73	64.33	24.10	76.00	100.10
16	Ontario ⁶ \$	15.00	48.06	63.06	20.00	72.00	92.00
17	Manitoba ¹⁰ \$	9.00	45.39	54.39	16.50	68.00	84.50
18	Saskatchewan \$	10.00	45.39	55.39	15.00	68.00	83.00
19	Alberta ¹⁰ \$	10.00	32.04	42.04	15.00	48.00	63.00
20	British Columbia ¹² \$	10.80	34.71	45.51	22.50	52.00	74.50

¹ Gross vehicle weight varies according to method used by each province to compute it. (See footnotes Table 10).

² See Table 6 for rates.

³ Annual licence fees include \$1.00 for licence plates and \$1.00 for annual registration certificate. (Fee for initial registration certificate is \$3.50).

⁴ Initial registration fee of \$2.00 is not included.

⁵ Annual licence fees shown include \$1.00 for licence plates.

⁶ Represents Quebec Transportation Board carrier permit fee only. Ton-mile tax discontinued as of July 1, 1962.

⁷ If the motor vehicle is propelled by any power other than gasoline, the commercial licence fee is increased by the sum of thirty cents for every hundred pounds thereof (tare weight).

TABLE 12. Fees and Taxes for Selected Motor Vehicles
PRIVATE PASSENGER CARS AND PUBLIC INTERCITY BUSES

Private—large passenger car			Public intercity medium bus (gasoline)				Public intercity large bus (diesel)				No.
51.2			33.75				40.81				1
8			8				8				2
127.5			153				240				3
4,500			11,500				14,000				4
—			16,000 ¹				20,000 ¹				5
6			30				40				6
8,000			35,000				45,000				7
15			6				7				8
533			5,833				6,429				9
—			1,050,000				1,800,000				10
Annual licence fee	Est. annual fuel tax ² (gasoline)	Total	Annual licence fee	Additional carrier fees and taxes	Est. annual fuel tax ² (gasoline)	Total	Annual licence fee	Additional carrier fees and taxes	Est. annual fuel tax ² (diesel)	Total	
18.00	133.25	151.25	140.00	—	1,458.25	1,598.25	210.00	—	1,607.25	1,817.25	11
24.50	111.93	136.43	122.00	420.00	1,224.93	1,766.93	182.00	720.00	1,350.09	2,252.09	12
29.00	101.27	130.27	150.00	10.00	1,108.27	1,268.27	208.00	10.00	1,735.83	1,953.83	13
35.00	95.94	130.94	130.00	—	1,049.94	1,179.94	192.00	—	1,478.67	1,670.67	14
32.50	101.27	133.77	173.50	26.00 ⁶	1,108.27	1,307.77	253.00 ⁷	46.00 ⁶	1,607.25	1,906.25	15
25.00	95.94	120.94	101.00	262.50 ⁹	1,049.94	1,413.44	137.00	450.00 ⁹	1,542.96	2,129.96	16
24.00	90.61	114.61	39.00	86.00	991.61	1,116.61	79.00	106.00	1,285.80	1,470.80	17
20.00	90.61	110.61	350.00	—	991.61	1,341.61	350.00	—	1,285.80	1,635.80	18
20.00	63.96	83.96	35.00	554.17 ¹¹	699.96	1,289.13	35.00	950.00 ¹¹	900.06	1,885.06	19
31.50	69.29	100.79	135.00	72.00	758.29	965.29	175.00	72.00	964.35	1,211.35	20

⁶ Uninsured Motor Vehicle fee of \$25.00, is not included.

⁹ Fees shown are based on half the estimated passenger seat miles shown above calculated at Class A Highway rates and the other half at Class B Highway rates (See Table 11).

¹⁰ Motor Vehicle Accident Claims Fund fees of 50 cents in Manitoba and \$1.00 in Alberta are not included.

¹¹ Carrier fees based on estimated seat miles shown above and calculated as follows: Five per cent of seat miles estimated to be inside cities and therefore not taxable. Remaining seat miles were divided equally between hard surfaced roads at 1/15¢ per passenger seat mile and gravel surfaced roads at 2/45¢.

¹² Initial year registration fees of \$1.00 for cars and \$5.00 for buses are not included in fees shown.

**TABLE 13. Fees and Taxes for Selected Motor Vehicles
FOR-HIRE INTERCITY TRUCKS AND TRACTOR TRAILER COMBINATIONS**

No.			Small truck			
Class of vehicle						
1	Tare weight	lbs.	5,500			
2	Gross vehicle weight	"	12,000			
3	No. of axles		2			
Assumed:						
4	Annual mileage travelled		10,000			
5	Average miles per gallon		9.4			
6	Annual motor fuel consumption	gals.	1,064			
7	Annual ton miles		18,000			
			Annual licence fee	Additional carrier fees and taxes	Estimated annual fuel tax ¹ (gasoline)	Total
Province						
8	Newfoundland	\$	85.00	—	266.00	351.00
9	Prince Edward Island ⁴	\$	86.00	20.00	223.44	329.44
10	Nova Scotia ⁵	\$	89.00	15.00	202.16	306.16
11	New Brunswick	\$	86.00	20.00	191.52	297.52
12	Quebec	\$	76.00	8.00 ⁶	202.16	286.16
13	Ontario ⁷	\$	88.00	36.00	191.52	315.52
14	Manitoba ⁸	\$	120.00	—	180.88	300.88
15	Saskatchewan ⁹	\$	150.00	—	180.88	330.88
16	Alberta ¹⁰	\$	85.00	—	127.68	212.68
17	British Columbia ¹¹	\$	95.00	30.00	138.32	263.32
			Tractor (gasoline)	Semi-trailer	Combination	
Class of vehicle						
18	Tare weight	lbs.	8,500	7,000	15,500	
19	Gross vehicle weight	"	20,000	16,000	36,000	
20	No. of axles		2	1	3	
Assumed:						
21	Annual mileage travelled		36,000			
22	Average miles per gallon		5.6			
23	Annual motor fuel consumption	gals.	6,429			
24	Annual ton miles		170,000			
			Annual licence fee	Additional carrier fees and taxes	Estimated annual fuel tax ¹ (gasoline)	Total
Province						
25	Newfoundland	\$	405.00 ²	—	1,607.25	2,012.25
26	Prince Edward Island ⁴	\$	416.00	35.00	1,350.09	1,801.09
27	Nova Scotia ⁵	\$	358.00	48.00	1,221.51	1,627.51
28	New Brunswick	\$	416.00	30.00	1,157.22	1,603.22
29	Quebec	\$	264.50	50.00 ⁶	1,221.51	1,536.01
30	Ontario ⁷	\$	271.00	113.00	1,157.22	1,541.22
31	Manitoba ⁸	\$	480.00	—	1,092.93	1,572.93
32	Saskatchewan ⁹	\$	475.00	—	1,092.93	1,567.93
33	Alberta ¹⁰	\$	460.00	—	771.48	1,231.48
34	British Columbia ¹¹	\$	355.00	48.00	835.77	1,238.77

¹ See Table 6 for rates.

² Special permit required.

³ Based on maximum gross vehicle weight allowed of 52,000 lbs.

⁴ Annual licence fees include \$1.00 for licence plates and \$1.00 for annual registration certificate. (Fee for initial registration certificate is \$3.50).

⁵ Initial registration fee of \$2.00 is not included.

⁶ Represents Quebec Transportation Board carrier permit fee only. Ton-mile tax discontinued as of July 1, 1962.

⁷ The highest carrier fee has been used for these examples. See Table 9.

⁸ Public Service Vehicle annual licence fees have been used for these examples. (Motor Vehicle Accident Claims Fund fee of 50 cents is not included).

TABLE 13. Fees and Taxes for Selected Motor Vehicles
FOR-HIRE INTERCITY TRUCKS AND TRACTOR TRAILER COMBINATIONS

Medium truck				Large truck				No.
8,500 20,000 2				16,500 32,000 3				1 2 3
12,000 8.1 1,481 28,000				24,000 5.0 4,800 90,000				4 5 6 7
Annual licence fee	Additional carrier fees and taxes	Estimated annual fuel tax ¹ (gasoline)	Total	Annual licence fee	Additional carrier fees and taxes	Estimated annual fuel tax ¹ (gasoline)	Total	
210.00	—	370.25	580.25	345.00 ^{2,3}	—	1,200.00	1,545.00	8
182.00	20.00	311.01	513.01	370.00	25.00	1,008.00	1,403.00	9
208.00	30.00	281.39	519.39	334.00	30.00	912.00	1,276.00	10
192.00	20.00	266.58	478.58	370.00	25.00	864.00	1,259.00	11
151.00	22.00 ⁶	281.39	454.39	251.00	46.00 ⁶	912.00	1,209.00	12
179.00	65.00	266.58	510.58	391.00	120.00	864.00	1,375.00	13
240.00	—	251.77	491.77	420.00	—	816.00	1,236.00	14
250.00	—	251.77	501.77	415.00	—	816.00	1,231.00	15
160.00	—	177.72	337.72	320.00	—	576.00	896.00	16
175.00	48.00	192.53	415.53	305.00	48.00	624.00	977.00	17
Tractor (diesel)		Semi-trailer		Combination				
10,000 24,000 2		9,000 26,000 2		19,000 50,000 4				18 19 20
		50,000 6.3 7,937 400,000						21 22 23 24
Annual licence fee	Additional carrier fees and taxes	Estimated annual fuel tax ¹ (diesel)	Total					
600.00 ^{2,3}	—	1,984.25	2,584.25					25
577.00	40.00	1,666.77	2,283.77					26
521.00	48.00	2,142.99	2,711.99					27
577.00	40.00	1,825.51	2,442.51					28
409.00 ¹²	100.00 ⁶	1,984.25	2,493.25					29
430.00	187.50	1,904.88	2,522.38					30
765.00	—	1,587.40	2,352.40					31
770.00	—	1,587.40	2,357.40					32
580.00	—	1,111.18	1,691.18					33
530.00	48.00	1,190.55	1,768.55					34

⁹ Class "A" annual licence fees have been used for these examples.

¹⁰ Public Service Vehicle annual licence fees have been used for these examples. (Motor Vehicle Accident Claims Fund fee of \$1.00 is not included).

¹¹ The highest carrier fees have been used for these examples. See Table 9. Annual licence fees shown do not include initial registration fee of \$5.00.

¹² If the motor vehicle is propelled by any power other than gasoline, the commercial licence fee is increased by the sum of 30 cents for every hundred pounds thereof (tare weight).

TABLE 14. Operator's Licence and Provincial Motor Vehicle Accident Claims Fund Fees

	New-found-land	Prince Edward Island	Nova Scotia	New Brunswick	Quebec
Driver's licence:					
Fee \$	3.00	4.00	3.00	4.00	5.00
Term	1 year	2 years	3 years	2 years	2 years
Chauffeur's licence:					
Fee \$	¹	7.00	5.00	4.00	5.00
Term	—	2 years	1 year	2 years	2 years
Motor Vehicle Accident Claims Fund fee:					
Based on:					
(a) Driver's licence \$	—	—	—	2.00 ²	—
(b) Chauffeur's licence \$	—	—	—	2.00 ²	—
(c) Motor vehicle licence \$	³	³	³	—	³
	Ontario	Manitoba	Saskatchewan	Alberta	British Columbia
Driver's licence:					
Fee \$	3.00	5.00	1.00	5.00	5.00 ⁴
Term	3 years	2 years	1 year	5 years	5 years
Chauffeur's licence:					
Fee \$	3.00	7.50	3.00	¹	3.00 ⁵
Term	3 years	2 years	1 year	—	1 year
Motor Vehicle Accident Claims Fund fee:					
Based on:					
(a) Driver's licence \$	3.00 ⁶	—	—	—	—
(b) Chauffeur's licence \$	3.00 ⁶	—	—	—	—
(c) Motor vehicle licence \$	⁷	.50	—	⁷	³

¹ No separate licence.² Motor Vehicle Accident Claims Fund fee shown is for a two year term.³ No Motor Vehicle Accident Claims Fund fees, Fund maintained by insurance companies.⁴ Driver's licence fee shown applies to persons 21 years and over. Other fees for a one year period are as follows: 16 years \$6.00, 17 years \$5.00, 18 years \$4.00, 19 years \$3.00, 20 years \$2.00.⁵ Chauffeur's licence fee shown applies to a Class "A" licence which entitles the holder to drive and operate every kind of motor vehicle. Other fees as follows: Class "B" \$2.00 which entitles the holder to drive and operate any motor vehicle having a seating capacity not exceeding nine passengers, inclusive of the driver, and any motor vehicle used exclusively in the transporting of personal property. Class "C" \$1.00 which entitles the holder to drive and operate any motor vehicle used exclusively in the transporting of personal property.⁶ Motor Vehicle Accident Claims Fund fee for three years.⁷ Uninsured Motor Vehicle fee of \$25.00 in Ontario and \$20.00 in Alberta if vehicle is not insured.

APPENDIX A
Explanation of Licence Symbols

Province	Licence symbol	Explanation
Newfoundland	F	American owned based vehicles.
	C	Commercial vehicles.
	T	Trailers.
	TR	Tractor licences for restricted industrial, mining or farm use.
	M	Road building (snow clearing etc.) equipment.
	PSV	Public service vehicles.
Prince Edward Island ..	MC	Motorcycle.
	R	Government Federal and Provincial Municipalities.
	MP	Vehicles authorized to operate within the province.
	V	
	MPX	Vehicles authorized for extra provincial operation.
	VX	Vehicles authorized to operate extra-intra provincially.
Nova Scotia	F	Freight operations in province only.
	L	Local service.
	SB	Specialty school bus service.
	P	Public passenger service.
	FX	Following the distinguishing number & letters identifies a vehicle operated under an Extra-Provincial Operating licence.
	PX	Passenger Extra-Provincial Public Passenger.
New Brunswick	C	Commercial vehicle expires march 31.
	X	Commercial vehicle expires June 30.
	F	Farm truck.
	A	Commercial vehicle expires September 30.
	B	Commercial vehicle expires December 31.
Quebec	A	Autobus.
	C	Farm tractors.
	F	Commercial vehicles.
	FX	Commercial vehicles for-hire (rental).
	L	Delivery vehicles.
	N	Farm trucks.
	R	Trailers.
	U	Farm trailers.
Public Commercial Vehicle Classes		
Ontario	A	Between places on King's Highway and other places named in licence.
	C	Only one consignor's goods at a time and only on a continuous trip from or to the place or places named in the licence.
	D	For the transportation of goods to or from the person named in the licence or operated exclusively for the transportation of a particular type of goods or class of freight designated in the licence.
	E	Exclusively for the transportation of milk and cream.
	F	Exclusively for the transportation of specific materials named in licence. (e.g. live-stock, sand, gravel, stone, cement, etc.)
	FS	Exclusively for the transportation of supplies named in licence for farm use (within area defined).
	H	For carriage of used furniture.
	K	Exclusively for the transportation of heavy equipment requiring special devices.

APPENDIX A
Explanation of Licence Symbols — Concluded

Province	Licence symbol	Explanation
Manitoba	FT	Farm truck.
	T	Trucks operated in or within a 15 mile radius of an urban area and not for compensation on a regular route or within 10 miles of the metropolitan Winnipeg boundary.
	CT	Private truck operated on intercity routes carrying own goods.
	PSV	Public service truck operated on intercity routes.
	BUS PSV	Public service bus operated on intercity routes.
	LIV	Inter. municipal livery (i.e. country taxi).
	PSVX	Manitoba based with Extra Provincial Authority.
Saskatchewan	A	Public service trucks transporting any commodity (unless restricted) for compensation on a defined route or in a particular area according to certificate.
	C	Commercial trucks transporting specified commodities in defined areas.
	D	Commercial trucks transporting owners own goods provincially.
	F	Farm truck.
	B	Public service (passenger) bus.
Alberta	F	Farm truck.
	U	Public service truck operated in or within a 5 mile radius of point of registration or, as a personal conveyance, provincially.
	E	Public service trucks used for hauling commodities exempted from cargo insurance requirements.
	PS	Public service truck operated intercity.
	CV	Commercial truck operated intercity.
	X	Commercial truck operated in or within a radius of 5 miles from point of registration, or provincially as a personal conveyance or in connection with a trade with 500 lbs. limit for tools.
Motor Carriers Licences		
British Columbia	E	Limited freight vehicle operated under a limited number of contracts or agreements.
	G	Public freight vehicle operated on schedule on routes or between fixed termini.
	H	Public freight vehicle not operated on schedule nor regular routes.
	J	Public freight vehicle (combinations of G and H).

STATISTICS CANADA LIBRARY
BIBLIOTHÈQUE STATISTIQUE CANADA



1010701275