

CATALOGUE No. 53

53-217

ANNUAL



THE MOTOR VEHICLE  
1969  
PART I  
RATES AND REGULATIONS

DOMINION BUREAU OF STATISTICS



DOMINION BUREAU OF STATISTICS  
Transportation and Public Utilities Division  
Transportation Section

# THE MOTOR VEHICLE

1969

PART I

RATES AND REGULATIONS

*Published by Authority of*  
The Minister of Industry, Trade and Commerce

August 1970  
8702-520

Price: 75 cents

The Queen's Printer, Ottawa

Reports Published by the  
Transportation and Public Utilities Division  
dealing with

**ROAD TRANSPORT**

Catalogue  
number

Title

**Periodical**

- 53-001 **Motor Vehicle Traffic Accidents — quarterly**  
Number of accidents, persons killed and injured, property damage, time, place, road conditions, by class of victim, by age group, by province. (A condensed monthly report of motor vehicle traffic accidents is published as a release in the Dominion Bureau of Statistics Daily Bulletin).
- 53-002 **Passenger Bus Statistics — Intercity and Rural — Bil. monthly (Class 1 Carriers only)**  
Number of companies, passengers carried, revenue vehicle miles run, fuel consumed, by province.
- 53-003 **Urban Transit — Bil. monthly (Class 1 carriers only)**  
Number of companies, passengers carried, vehicle miles run, fuel consumed, and revenue by electric car, trolley coach and motor bus, by province.
- 53-005 **Motor Carriers Freight — Bil. quarterly**  
Number of Class 1 and Class 2 companies, operating revenues and expenses, and tonnages handled, number of employees, salaries and wages, by province.

**Annual**

- 53-201 **Road and Street Mileage and Expenditure**  
Road and street mileages, construction, maintenance and administration expenditures on highways, bridges, ferries and urban streets, by province, federal contributions for Trans-Canada Highway, expenditure of grade crossings.
- 53-202 **International Toll Bridges, Tunnels and Ferries**  
Investment, revenues, expenses, traffic, accidents, employees, salaries and wages, with a list of facilities.
- 53-206 **Motor Vehicle Traffic Accidents**  
Number of accidents, persons killed and injured, property damage, time, place, road conditions, by class of victim, by age group, by type of vehicle, by class of accident, etc., by province.
- 53-215 **Passenger Bus Statistics**  
Number of companies, investment, operating revenues and expenses, employees, salaries and wages, equipment, traffic accidents, fuel consumption, property account, taxes, by province.
- 53-216 **Urban Transit**  
Balance sheet, revenues, expenses, passengers carried, vehicle miles run, fuel consumed, by electric car, trolley coach and motor bus, equipment, accidents, employees, salaries and wages, by province.
- 53-217 **The Motor Vehicle: Part I — Rates and Regulations**  
Size, weight and safety regulations, reciprocal highway agreements, taxes and motor carrier regulations, gasoline tax rate review, passenger cars, trucks and buses annual licence fees, by province.
- 53-218 **The Motor Vehicle: Part II — Motive Fuel Sales**  
Gross and net sales of gasoline and net sales of diesel oil, by province, by year.
- 53-219 **The Motor Vehicle: Part III — Registrations**  
Registrations of motor vehicles by major groups, by type of vehicle, drivers' licenses, by province, and registrations by place of residence.
- 53-220 **The Motor Vehicle: Part IV — Revenues**  
Provincial government revenues from registrations and motive fuel taxes: and unsatisfied judgment fund data, by province.
- 53-221 **Moving and Storage Household Goods**  
Number of companies, balance sheet, operating revenues and expenses, employees, salaries and wages, storage facilities and equipment, fuel consumption and Canadian taxes, by province.
- 53-222 **Motor Carriers — Freight (Common and Contract) — Part I Classes 1 and 2**  
Number of companies, balance sheet, operating revenues and expenses, employees, salaries and wages, equipment and accidents, by province, by revenue class and by type of operation.
- 53-223 **Motor Carriers — Freight (Common and Contract) — Part II Classes 3 and 4**  
Number of companies, balance sheet, operating revenues and expenses, employees, salaries and wages, equipment and accidents, by province, by revenue class and by type of operation.
- 63-212 **Warehousing (General Merchandising and Refrigerated Goods)**  
Number of companies, property, operating and income accounts, employees, and their compensation, storage facilities, truck equipment, by province.

*In addition to the selected publications listed above, the Dominion Bureau of Statistics publishes a wide range of statistical reports on Canadian economic and social affairs. A comprehensive catalogue of all current publications is available free on request from the Dominion Bureau of Statistics, Ottawa 3.*

## TABLE OF CONTENTS

	Page
Introduction .....	5
 Table	
1. Size and Weight Regulations .....	6
2. Safety Regulations .....	10
3. Reciprocal Highway Agreements for Trucking Licence Fees .....	16
4. Provincial Truck Regulations .....	18
5. Provincial Bus Regulations .....	20
6. Taxes on Gasoline and Other Motive Fuels .....	22
7. Passenger Cars — Annual Licence Fees .....	23
8. Trucks — Annual Licence Fees .....	24
9. Trucks — Annual Carrier (For-hire) Licence Fees .....	27
10. Buses — Annual Licence Fees .....	29
11. Buses — Annual Carrier (For-hire) Licence Fees and Taxes .....	31
12. Fees and Taxes for Selected Motor Vehicles — Private Passenger Cars and Public Intercity Buses .....	32
13. Fees and Taxes for Selected Motor Vehicles — For-hire Intercity Trucks and Tractor Trailer Combinations .....	34
14. Operator's Licence and Provincial Motor Vehicle Accident Claims Fund Fees	36
 Appendix A. Explanation of Licence Symbols .....	 37





## INTRODUCTION

The present publication represents one part of a set of four, which comprise "The Motor Vehicle" report. These parts are sub-titled as follows:

	Catalogue number
Part I - "Rates and Regulations"....	53-217
Part II - "Motive Fuel Sales".....	53-218
Part III - "Registrations".....	53-219
Part IV - "Revenues".....	53-220

Part I - "Rates and Regulations" contains information available regarding private passenger and commercial motor vehicle regulations; tax and licence fee rates, reciprocal highway agreements, size, weight and safety regulations and current data on gasoline and other motive fuels, by provinces.

Part II - "Motive Fuel Sales" contains gross and net sales of gasoline and net sales of diesel oil, by provinces and by months.

Part III - "Registrations" includes: provincial registrations of the main classes of motor vehicles, a historical table of total registrations, and registrations, by place of residence.

Part IV - "Revenues" shows provincial government revenues derived from the main classes of motor vehicles and from motive fuel taxes. Also provided is a historical table of these revenues and data on the revenues, payments and limitations of the provincial motor vehicle accident claims funds

### Rates and Regulations

The information on the size, weight and safety regulations, reciprocal highway agreements, provincial truck regulations, motive fuel taxes and motor vehicle licence fees shown in this publication is the latest available, except where otherwise noted.

In 1969, the province of Quebec was by far the most active in adding, altering or terminating highway reciprocal agreements with seven provinces and three American States being involved. Quebec signed agreements with the States of Florida, Georgia and North Carolina, while the special one-year agreement with the province of Saskatchewan terminated, as well as the household goods carriers agreement with Manitoba. Previously, no reciprocity agreement existed between Quebec and Ontario, however, reciprocity now covers household goods carriers and carriers of farm products and privately-owned commercial vehicles. Ontario and Prince Edward Island signed a new agreement, providing full free reciprocity for private and for-hire carriers and Prince Edward Island and Quebec altered their agreement slightly to accommodate privately-owned commercial vehicles. Nova Scotia and Quebec changed their agreement in 1969 and now recognize full reciprocity for privately-owned commercial vehicles only. New Brunswick and Quebec enjoy full reciprocity for private and for-hire carriers. Full free reciprocity for all vehicles was arranged between New Brunswick and Alberta.













On October 1, 1969 Manitoba decreased its tax on liquefied petroleum gases to seventeen from twenty cents per gallon. On March 3, 1970 Saskatchewan raised its tax on gasoline to nineteen cents and on diesel fuel to twenty-one cents per gallon. The Northwest Territories, on April 1, 1970 raised its tax on diesel fuel to twelve cents per gallon.

Newfoundland has the highest gasoline tax rate in Canada, while Nova Scotia at twenty-seven cents, still has the highest tax on diesel fuel.

The vehicle weight groupings in the tables for provincial licence fees do not entirely conform with all the vehicle weight groupings in use for regulatory purposes by every province. The vehicle weight groupings for provincial licence fees have been chosen to permit significant comparisons of licence fees for all the provinces. The licence fees contained herein apply to the particular weight group that is shown.

While maximum annual fees are quoted for almost all provinces, reductions in fees are available when licences are granted for a lesser period than the full licence year. The examples of the tractor-trailer combinations, in Table 13 are the weight patterns of hypothetical link-ups. They are not intended to be typical or to show the maximum gross vehicle weight of a trailer which a particular tractor of a gross vehicle weight can pull.

TABLE 1. Size and Weight Regulations for Motor Vehicles

No.			Newfound- land	Prince Edward Island	Nova Scotia	
Size limits						
1	Overall length—Bus .....	ft.	40	35	40	
2	Truck .....	"	40	35	40	
3	Semi-trailer .....	"	40	35	40	
4	Trailer .....	"	40	35	40	
5	Combinations .....	"	65	80	65— or more by special permit	
6	Maximum width .....	in.	96	102	102	
7	Maximum height .....	"	162	174	156	
8	Trailing units permitted .....	No.	Limited to 65 ft.	Limited only by length of train	1	
9	Tandem axle spacing— Minimum .....	in.	40	N.S.	N.S.	
Practical gross weight limits						
Trucks and combinations:						
10	2-axle truck .....	lb.		28,000	28,000	28,000 <sup>2</sup>
11	3-axle truck .....	"		42,000	42,000	46,000 (Tandem axle 32,000 lb.)
12	2-axle truck and one 2-axle full trailer .....	"		64,000	64,000	N.P.
13	2-axle truck and two 2-axle full trailers .....	"		N.P.	N.P.	N.P.
14	2-axle truck and one 3-axle full trailer .....	"		74,000	64,000	N.P.
15	2-axle truck and two 3-axle full trailers .....	"		N.P.	N.P.	N.P.
16	2-axle truck, 3-axle full trailer and 2-axle full trailer .....	"		N.P.	N.P.	N.P.
17	3-axle truck and 2-axle full trailer .....	"		74,000	74,000	N.P.
18	3-axle truck and two 2-axle full trailers .....	"		N.P.	N.P.	N.P.
19	3-axle truck and 3-axle full trailer .....	"		74,000	74,000	N.P.
20	3-axle truck and two 3-axle full trailers .....	"		N.P.	N.P.	N.P.
21	3-axle truck, 3-axle full trailer and 2-axle full trailer .....	"		N.P.	N.P.	N.P.

For footnote(s) see pages 8 and 9.








TABLE 1. Size and Weight Regulations for Motor Vehicles

New Brunswick	Quebec	Ontario	Manitoba	Saskatchewan	Alberta	British Columbia	No.
40	40	40	40	35 (2 axle) 40 (3 axle) 35	35 ft. wheel base	40	1
35	35	35	40			35	2
35	Combination not to exceed 65 ft.	45 (vehicle carriers excepted)	60	65 - tractor and semi-trailer	35 ft. wheel base	40 (45 on certain highways)	3
35		35	N.S.	35		40	4
60 <sup>1</sup>	65	65	65	65	65	60 (65 on certain highways)	5
102	102	102	102	102	102	102 - Loads of hay etc. up to 120 in.	6
162	150 (162 on specified highways)	162	162	162	150 (Where bridges and underpasses permit - 162)	162	7
2	2	Combination not to exceed 65 ft.	Semi-trailer unit plus 1 trailer	N.S.	Combination not to exceed 65 ft.	2	8
N.S.	N.S.	N.S.	40	40	42	41	9
28,000 <sup>3</sup> 22,000 <sup>4</sup>	28,000 <sup>5</sup> (Axle centres less than 8 ft.) 30,000 (Axle centres 8 ft.)	28,000	Weight based on axle loading only	28,000	24,000, 27,000 (Determined by design of vehicle) <sup>6</sup>	26,000 <sup>7</sup>	10
46,000 <sup>8</sup> 42,000 <sup>9</sup> 34,000 <sup>10</sup>	42,000 (Axle centres 18 ft.) 40,000 <sup>5</sup> (32,000 with donkey type 3rd axle)	42,000		42,000	38,000, 41,000 (Determined by design of vehicle) <sup>6</sup>	42,000 <sup>7</sup>	11
54,000 <sup>11</sup> 44,000 <sup>12</sup> 30,000 <sup>13</sup>	60,000 <sup>5</sup> 63,000 (40 ft. between first and last axle centres of trailers)	60,000	74,000	64,000 <sup>11</sup>	56,000 <sup>6</sup> (on specified highways)	66,000	12
N.P.	70,000 74,000	92,000		74,000 <sup>11</sup>	N.P.	76,000	13
60,000 <sup>3</sup> 54,000 <sup>4</sup> 74,000 <sup>10</sup>	70,000 <sup>5</sup> 74,000 (45 ft. between first and last axle centres of trailers)	70,000	44,000 (74,000)	74,000 <sup>11</sup>	72,000 <sup>12</sup> (on specified highways)	76,000	14
N.P.	70,000 74,000	112,000	74,000	74,000 <sup>11</sup>	N.P.	76,000	15
N.P.	70,000 74,000	102,000	74,000	74,000 <sup>11</sup>	N.P.	76,000	16
60,000 <sup>3</sup> 54,000 <sup>4</sup> 74,000 <sup>10</sup>	70,000 <sup>5</sup> 74,000 (45 ft. between first and last axle centres of trailers)	74,000	44,000 (74,000)	74,000 <sup>11</sup>	72,000 <sup>12</sup> (on specified highways)	76,000	17
N.P.	70,000 74,000	106,000	74,000	74,000 <sup>11</sup>	N.P.	76,000	18
60,000 <sup>3</sup> 54,000 <sup>4</sup> 74,000 <sup>10</sup>	70,000 <sup>5</sup> 74,000 (45 ft. between first and last axle centres of trailers)	84,000	44,000 (74,000)	74,000 <sup>11</sup>	72,000 <sup>12</sup> (on specified highways)	76,000	19
N.P.	70,000 74,000	126,000	74,000	74,000 <sup>11</sup>	N.P.	76,000	20
N.P.	70,000 74,000	116,000	74,000	74,000 <sup>11</sup>	N.P.	76,000	21

For footnotes (1) see pages 8 and 9.

TABLE 1. Size and Weight Regulations for Motor Vehicles — Concluded

No.			Newfound- land	Prince Edward Island	Nova Scotia
<b>Practical gross weight limits—Concluded</b>					
<b>Tractors and combinations:</b>					
22	2-axle tractor and 1-axle semi-trailer .....		46,000	46,000	46,000
23	2-axle tractor, 1-axle semi-trailer and 2-axle full trailer "		N.P.	N.P.	N.P.
24	2-axle tractor, 1-axle semi-trailer and 3-axle full trailer "		N.P.	N.P.	N.P.
25	2-axle tractor and 2-axle semi-trailer .....		60,000	60,000	60,000
26	2-axle tractor, 2-axle semi-trailer and 2-axle full trailer "		N.P.	N.P.	N.P.
27	2-axle tractor, 2-axle semi-trailer and 3-axle full trailer "		N.P.	N.P.	N.P.
28	3-axle tractor and 1-axle semi-trailer .....		60,000	60,000	64,000
29	3-axle tractor, 1-axle semi-trailer and 2-axle full trailer "		N.P.	N.P.	N.P.
30	3-axle tractor, 1-axle semi-trailer and 3-axle full trailer "		N.P.	N.P.	N.P.
31	3-axle tractor and 2-axle semi-trailer .....		74,000	74,000	74,000
32	3-axle tractor, 2-axle semi-trailer and 2-axle full trailer "		N.P.	N.P.	N.P.
33	3-axle tractor, 2-axle semi-trailer and 3-axle full trailer "		N.P.	N.P.	N.P.
34	3-axle tractor, 2-axle semi-trailer and 4-axle full trailer "		N.P.	N.P.	N.P.
35	Maximum gross weight, any combination (truck or tractor) "		74,000	74,000	74,000
<b>Legal gross weight limits</b>					
36	Load per inch of tire width .....		Inflation pressure not to exceed 95 lb. per sq. inch	500-600	500-600
37	Maximum axle load-single .....		18,000	18,000	18,000
38	Maximum tandem (4 feet apart) axle load-combined .....		32,000	32,000	32,000 <sup>10</sup>

<sup>1</sup> Back of rear vehicle must bear sign showing length of combination, otherwise length permitted is 50 ft.<sup>2</sup> Axle limit 18,000 lb.<sup>3</sup> Tires 8.25 inches or more wide.<sup>4</sup> Tires less than 8.25 inches wide.<sup>5</sup> Maximum weight per sq. inch of pneumatic tire shall not exceed 500 lb. for tires less than 6 inches wide and shall not exceed 600 lb. for tires 6 inches wide or more. Width to be stamped by manufacturer. The maximum weight to be reduced by 25% on vehicles wholly or partly equipped with non-pneumatic tires.<sup>6</sup> Tolerance of 5% permitted on maximum gross weight.<sup>7</sup> Depending upon width of tires, number of tires per axle, axle spacing and wheelbase.<sup>8</sup> 3 axle truck (factory built tandem) equipped with drive and brakes on each axle of tandem and tires at least 8.25 inches wide.<sup>9</sup> 3 axle truck (factory built tandem) with brakes on each axle of tandem and tires at least 8.25 inches wide.<sup>10</sup> Tires 10.00 inches or more wide.

TABLE 1. Size and Weight Regulations for Motor Vehicles - Continued

New Brunswick	Quebec	Ontario	Manitoba	Saskatchewan	Alberta	British Columbia	No.
44,000 <sup>3</sup> 40,000 <sup>4</sup>	46,000 <sup>5</sup> 48,000 (axle centres 25 ft.)	46,000	Weight based on axle 18,000 (single) 32,000 (tandem)	46,000	42,000 or 45,000 depending on design of front axle	44,000 <sup>7</sup>	22
74,000 <sup>10</sup>	70,000 <sup>13</sup> 74,000	78,000	74,000	74,000 <sup>11</sup>	72,000 <sup>12</sup> (on specified highways)	76,000	23
74,000 <sup>10</sup>	70,000 <sup>13</sup> 74,000	88,000	56,000 to 58,000	74,000 <sup>11</sup>	N.S.	76,000	24
54,000 <sup>3</sup> 48,000 <sup>4</sup> 60,000 <sup>10</sup>	60,000 <sup>5</sup> 63,000 (40 ft. between first and last axle centres of trailers)	60,000	60,000	60,000 <sup>11</sup>	56,000 <sup>6</sup> (on specified highways)	58,400 <sup>7</sup>	25
74,000 <sup>10</sup>	70,000 <sup>13</sup> 74,000	92,000	74,000	74,000 <sup>11</sup>	72,000 <sup>12</sup> (on specified highways)	76,000	26
74,000 <sup>10</sup>	70,000 <sup>13</sup> 74,000	102,000	74,000	74,000 <sup>11</sup>	N.S.	76,000	27
54,000 <sup>3</sup> 48,000 <sup>4</sup> 60,000 <sup>10</sup>	60,000 <sup>5</sup> 63,000 (40 ft. between first and last axle centres of trailers)	60,000	56,000 to 58,000	60,000 <sup>11</sup>	56,000 <sup>6</sup> (on specified highways)	62,000	28
74,000 <sup>10</sup>	70,000 <sup>13</sup> 74,000	92,000	74,000	74,000 <sup>11</sup>	72,000 <sup>12</sup> (on specified highways)	76,000	29
74,000 <sup>10</sup>	70,000 <sup>13</sup> 74,000	102,000	74,000	74,000 <sup>11</sup>	N.S.	76,000	30
60,000 <sup>3</sup> 54,000 <sup>4</sup> 74,000 <sup>10</sup>	70,000 <sup>5</sup> 74,000 (45 ft. between first and last axle centres of trailers)	74,000	74,000	74,000 <sup>11</sup>	72,000 <sup>12</sup> (on specified highways)	76,000 <sup>7</sup>	31
74,000 <sup>10</sup>	70,000 <sup>13</sup> 74,000	106,000	74,000	74,000 <sup>11</sup>	72,000 <sup>12</sup> (on specified highways)	76,000	32
74,000 <sup>10</sup>	70,000 <sup>13</sup> 74,000	116,000	74,000	74,000 <sup>11</sup>	N.S.	76,000	33
74,000 <sup>10</sup>	70,000 <sup>13</sup> 74,000	116,000	74,000	74,000 <sup>11</sup>	N.S.	76,000	34
60,000 <sup>3</sup> 54,000 <sup>4</sup> 74,000 <sup>10</sup>	70,000 <sup>5</sup> (74,000)	N.S.	44,000 <sup>14</sup> (74,000)	74,000 <sup>11</sup>	72,000 <sup>12</sup> (on specified highways)	76,000	35
N.S.	500-600	600	500	500	Tire table used	600	36
18,000	18,000	18,000	18,000	18,000 <sup>15</sup>	18,000	18,000	37
32,000	28,000	32,000	32,000	32,000	32,000	32,000	38

<sup>11</sup> Depending upon width of tires, number of tires per axle and spacing of axles.<sup>12</sup> Tolerance of 2,000 lb. on the overall combination or 1,000 lb. on any one axle, thus allowing up to 74,000 on 5-axle combinations or specified highways beyond which there is no tolerance whatsoever.<sup>13</sup> 74,000 lb. when distance between the centre of the first axle of the tractor and the last axle of the trailer or semi-trailer exceeds 45 feet—over-all length: 65 feet.<sup>14</sup> Class A highway. Certain highways have been designated as capable of carrying heavier loads as shown in brackets.<sup>15</sup> Spaced more than eight feet from any other axle of the same vehicle.<sup>16</sup> One of tandem must not exceed 18,000 lb.

N.P. — Not permitted, N.S. — Not specified.

Note: Reference should be made to the provincial authorities concerned for more detailed information.



TABLE 2. Safety Regulations for Motor Vehicles

No.		Newfoundland	Prince Edward Island	Nova Scotia	New Brunswick
<b>Driving lamps, tail lamps, etc.</b>					
1	Head lamps: Number and colour .....	2—white or amber	2—white	At least 2—colour N.S.	At least 2—white
2	Distance object to be discernible—High beam	200 ft.	500 ft.	200 ft.	350 ft.
3	Low beam	N.S.	100 ft.	75 ft.	100 ft.
4	Maximum brightness.....	N.S.	N.S.	Must not be glaring or dazzling	N.S.
5	Auxiliary driving lamps: Number and colour .....	N.S.	2 P—white or yellow	2 P—colour N.S.	1 P—white
6	When permissible to use .....	N.S.	If visibility 75 ft. ahead	If visibility 75 ft. ahead	Anytime
7	Auxiliary passing lamps: Number and colour .....	N.S.	N.R.	N.R.	1 P—white
8	When permissible to use .....	N.S.	N.S.	N.S.	1 in addition to headlamps at one time
9	Spot lamps: Number and colour .....	P—colour N.S.	1 P—colour N.S.	2 P—colour N.S.	1 P—white
10	When permissible to use .....	Except when vehicle in motion	N.S.	4	With driving lights <sup>5</sup>
11	Fog lamps: Number and colour .....	P—colour N.S.	2 P—colour N.S.	2 P—colour N.S.	2 P—colour N.S.
12	When permissible to use .....	Only in fog	When all other driving lights extinguished	If visibility 75 ft. ahead	When all other driving lights extinguished
13	Side, cowl or fender lamps: Number and colour .....	N.S.	2 P—white or amber	N.S.	2 P—amber or white light without glare
14	When permissible to use .....	N.S.	N.S.	N.S.	Anytime
15	Tail lamps: Number and colour .....	1 or more—red	1—red	1—red	1—red <sup>6</sup>
16	Visibility distance.....	50 ft.	500 ft.	500 ft.	500 ft.
17	Stop lamps: Number and colour .....	1 or more—red	1 P—red	P—red	1—red
18	Visibility distance.....	N.S.	100 ft.	100 ft.	100 ft.
19	Back up lamps: Number and colour .....	N.S.	1 or more—colour N.S.	N.R.	2 P—except when vehicle in forward motion—colour N.S.
20	When permissible to use .....	Backing up only	Backing up only	N.S.	Backing up only
21	Number of driving lamps lighted at one time .....	4 P	2	Headlights and 2 auxiliary driving lights	Headlights and 1 auxiliary light
<b>Other lamps</b>					
22	Clearance lamps—Front: Number and colour .....	1—amber <sup>7</sup>	2—amber	1—white or yellow <sup>8</sup>	2—amber, 1 each side
23	Visibility distance.....	N.S.	500 ft.	500 ft.	500 ft.
24	Clearance lamps—Rear: Number and colour .....	1—red <sup>7</sup>	2—red	1—red <sup>8</sup>	2—red, 1 each side
25	Visibility distance.....	N.S.	500 ft.	500 ft.	500 ft.
26	Side marker lamps: Number, colour and location.....	N.S.	2 red reflectors on each side	At least 2—white <sup>10</sup>	2 red reflectors on each side
27	Visibility distance.....	N.S.	500 ft.	50 ft.	500 ft.
28	Identification lamps: Number, colour and location.....	1—white or amber—special identification R on buses and traction engines	Front—3—amber Rear—3—red	N.R.	Front—3 P—amber Rear—3 P—red
29	Visibility distance.....	N.S.	500 ft.	N.S.	500 ft.
30	Running board courtesy lamps: Number, colour and location.....	N.S.	1 P—each side—white or amber light without glare	N.R.	1 P—each side—white or amber light without glare

For footnote(s) see pages 14 and 15.

TABLE 2. Safety Regulations for Motor Vehicles

Quebec	Ontario	Manitoba	Saskatchewan	Alberta	British Columbia	No.
2 single or double — white	At least 2 and not more than 4 — white	At least 2 and not more than 4 — white	At least 2 — same number on each side — white	At least 2 — white	2 or 4 — white	1
300 ft.	350 ft.	N.S. — (light visible 500 ft.)	300 ft.	350 ft.	350 ft.	2
N.S.	N.S.	N.S. — (light visible 500 ft.)	N.S.	100 ft.	100 ft.	3
Not exceeding 300 candle power	300 candle power	Not exceeding 400 candle power	N.S.	N.S.	N.S.	4
N.S.	N.S.	N.P.	N.S.	3 P — colour N.S.	1 P — white	5
N.S.	<sup>1</sup>	N.P.	N.S.	<sup>2</sup>	Except if auxiliary passing lights in use	6
N.S.	N.S.	1 "ditch lamp" P <sup>3</sup> — colour N.S.	N.S.	N.S.	1 P — white	7
N.S.	<sup>1</sup>	N.S.	N.S.	N.S.	Except if auxiliary driving lights in use	8
N.S.	1 front P <sup>4</sup>	N.S.	1 P — colour N.S.	P with restrictions	2 P — white	9
N.S.	<sup>1</sup>	May be used by police, ambulance, repair or fire or by written permit	Extinguish 1500 ft. from oncoming vehicle	<sup>3</sup>	No limitation if properly mounted	10
N.S.	Number N.S. — white or amber	N.R.	N.S.	3 P — colour N.S.	2 P — amber or white	11
N.S.	<sup>1</sup>	N.S.	Headlights and tail-lights to be used in fog	<sup>2</sup>	Anytime — may be used in fog with headlights off	12
N.S.	N.S.	2 P — white — not over 4 candle power	N.S.	N.S.	2 P — white or amber	13
N.S.	<sup>1</sup>	When parking	N.S.	N.S.	N.S.	14
3 — red <sup>6</sup>	1 — red	Not more than 4 — red <sup>6</sup>	1 — red <sup>6</sup>	At least 2 — red <sup>6</sup>	1 — red	15
500 ft.	500 ft.	500 ft.	200 ft.	500 ft.	500 ft.	16
2 — red Motorcycle — 1 red	N.S.	1 or more — red (2 for 1968 models and thereafter)	1 — red	2 — red	2 on all vehicles manufactured after Dec. 31, 1958 except truck tractors — 1 — red or amber	17
500 ft.	N.S.	100 ft.	N.S.	100 ft. in normal sunlight	500 ft.	18
2 — white	N.S.	P — white	P — white	P — colour N.S.	2 P — white	19
Backing up only	N.S.	N.S.	N.S.	Backing up only	Backing up only	20
2 — single or double	4 P	4 P	4 P	2, plus 2 auxiliary lamps	3 only	21
2 — amber <sup>9</sup>	2 — amber <sup>10,11</sup>	2 — green or amber <sup>6</sup>	2 — amber, top <sup>9,12</sup>	2 — amber, 1 each side <sup>9</sup>	2 — amber, 1 each side except passenger cars <sup>9</sup>	22
500 ft	500 ft.	500 ft.	200 ft.	500 ft.	500 ft.	23
2 — red <sup>9</sup>	2 — red <sup>10,11</sup>	2 — red <sup>9</sup>	2 — red, top <sup>9</sup> red lamp or reflector on trailers	2 — red, 1 each side <sup>9</sup>	2 — red, 1 each side except passenger cars <sup>9</sup>	24
500 ft.	500 ft.	500 ft.	200 ft.	500 ft.	500 ft.	25
2 red reflectors, 1 of each within 6 in. of extreme left and right sides <sup>9,13</sup>	Front — 2 — green or amber <sup>14</sup> Rear — 2 — red <sup>14</sup>	N.R.	N.S.	1 — in drive-away or tow-away operations only and for any vehicles exceeding 35 ft. in length	N.S.	26
500 ft.	500 ft.	N.S.	N.S.	500 ft.	N.S.	27
Front — 3 — amber, top <sup>9</sup> Rear — 3 — red, top <sup>9</sup>	Front — 3 — green or amber, top <sup>10</sup> (public vehicle buses — 3 amber) Rear — 3 — red, top <sup>10</sup>	N.R.	N.S.	N.R.	Front — 3 — amber Rear — 3 — red on commercial vehicles over 80 ins. wide	28
500 ft	500 ft.	N.S.	N.S.	N.S.	N.S.	29
N.S.	P — colour and location N.S.	N.R.	N.S.	N.R.	N.S.	30



TABLE 2. Safety Regulations for Motor Vehicles - Continued

No.		Newfoundland	Prince Edward Island	Nova Scotia	New Brunswick
<b>Warning devices for disabled vehicles</b>					
31	Red flags: Number .....	2	2	N.S.	2
32	Location of flags from vehicle .....	100 ft. in front 100 ft. behind	100 ft. in front 100 ft. behind	N.S.	100 ft. in front 100 ft. behind
33	Flares, reflectors etc.: Number and type .....	2	2 <sup>1</sup>	At least 2 flares for vehicles over 7,000 lb. gross wt.	3 flares or reflectors
34	Location of flares etc. from vehicle .....	100 ft. in front 100 ft. behind	100 ft. in front 100 ft. behind	Front and rear—distance N.S.	1—100 ft. in front 1—100 ft. behind 1—on traffic side—10 ft. at front or rear
<b>Other</b>					
35	Reflectors on vehicles—Front: Number, size and reflecting colour .....	N.S.	N.S.	May be substituted for side marker or clearance lamps	N.R.
36	Location .....	N.S.	N.S.		N.S.
37	Reflectors on vehicles—Rear: Number, size and reflecting colour .....	N.S.	1 P—colour & size N.S.		2—red—trucks and trailers—size N.S.
38	Location .....	N.S.	N.S.		1 on each side
39	Directional signalling devices: Mechanical—Specifications .....	N.S.	P—must be of approved type	Front—white or amber Rear—red R where hand signal obscured	P
40	Electrical—Specifications .....	N.S.	P—must be of approved type		P
41	Windshield wipers .....	1	2	R	1
42	Defrosters .....	R	Device R for cleaning rain, snow or moisture from windshield	Device R for cleaning rain, snow or moisture from windshield	Device R for cleaning rain, snow or moisture from windshield
43	Fire extinguishers .....	R on public service vehicles	2 when carrying explosives	R on public passenger or freight vehicles	2 when carrying explosives
44	Mud guards (fenders, flaps, covers, etc.) .....	R	R	R	R <sup>9</sup>
45	Light or cloth on projecting load .....	R on projections 4 ft. long: Day—red flag Night—red light	R on projections 4 ft. long: Day—flag 12 in. x 12 in. Night—red light visible 500 ft.	R on projections 4 ft. long: Day—red flag Night—red or amber light	R on projections 4 ft. long: Day—flag 12 in. x 12 in. Night—red light visible 500 ft.
46	Safety glass .....	R on public service vehicles and school buses	R	R on buses only	R on all new vehicles after January 1, 1956
47	Muffler .....	R	R	R	R
48	Horn .....	R	R	R	R
49	Rear view mirrors .....	1	1	R	1
50	Brakes—Types .....	S. & E.	S. & E.	N.S.	S. & E.
51	Stopping distance (normal conditions) (speed 20 M.P.H.) .....	4 wheel brakes—30 ft. 2 wheel brakes—40 ft.	4 wheel brakes—30 ft. 2 wheel brakes—40 ft.	4 wheel brakes—30 ft. 2 wheel brakes—40 ft.	30 ft.
52	Trailers—stopping distance (normal conditions) (speed 20 M.P.H.) .....	4 wheel brakes—30 ft. 2 wheel brakes—40 ft.	As above—brakes R on trailers over 8,000 lb. gross	As above—brakes R on trailers over 4,000 lb. gross	30 ft.

For footnote(s) see pages 14 and 15.

TABLE 2. Safety Regulations for Motor Vehicles — Continued

Quebec	Ontario	Manitoba	Saskatchewan	Alberta	British Columbia	No.
N.S.	N.S.	N.S.	safety triangle or flares approved	2	2 only, 12 in. X 12 in. <sup>17</sup>	31
N.S.	N.S.	N.S.	On overhangs to rear or side	100 ft. in front 100 ft. behind	100 ft. in front 100 ft. behind	32
3—liquid fuel flares or electric lamps	2 of approved type <sup>19</sup>	2 <sup>18</sup>	2—visible up to 500 ft. R on P.S.V. and commercial vehicles	2—oil reflector or electrical of approved type	2 approved flares, reflectors, fuses or red lanterns	33
1—10 ft. front or rear 1—100 ft. in front 1—100 ft. behind 1—200 ft. <sup>20</sup>	1—100 ft. in front 1—100 ft. behind	1—200 ft. in front 1—200 ft. behind	1—100 ft. in front 1—100 ft. behind	1—100 ft. in front 1—100 ft. behind	1—100 ft. in front 1—100 ft. behind	34
N.S.	N.S.	N.R.	N.R.	2—amber—3 inches diameter <sup>9</sup>	N.R.	35
N.S.	N.S.	N.S.	N.S.	<sup>21</sup>	N.S.	36
2—red <sup>9</sup> —size N.S.	2—red—approved type <sup>22</sup>	N.R.	1—red reflector (trailer only) size—N.S.	2—red <sup>9</sup> —3 inches diameter	1—red, 2 on buses 4 inches diameter	37
1 of each within 6 in. of extreme left and right sides	Within 6 in. of left side on commercial vehicles and trailers	N.S.	N.S.	<sup>21</sup>	In unobstructed position	38
R <sup>23</sup>	Clearly visible 100 ft. front and rear <sup>24</sup>	R	<sup>25</sup>	To comply with S.A.E. or C.S.A. standards and be approved for Alberta use <sup>26, 27</sup>	To comply with S.A.E. standards and be approved for B.C. use <sup>28</sup>	39
R <sup>28</sup>		R	To comply with S.A.E. standards			40
R	1	1	N.S.	R	1 on passenger vehicles, 2 on new school buses after July 1, 1955	41
N.S.	R on school buses	Frost shields or defrosters R—between Dec. 1 and March 31	N.S.	R	R on buses only	42
R on buses only	1 of approved type on public commercial vehicles and public vehicles only	R on buses only	P.S.V. and on vehicles hauling petroleum <sup>29</sup>	Hauling non-exempt commodities and on buses, school buses and liveries <sup>30</sup>	R school buses—approved type and public passenger vehicles carrying over seven passengers	43
R <sup>31</sup>	R unless body of vehicle prevents splashing	R	N.S.	R	R unless body of vehicle prevents splashing	44
Day—red flag 12 in. X 12 in. R Night—red light visible 500 ft.	R on overhanging load 5 or more ft. to rear	Day—red flag R Night—red light or red reflectors R, red flag R when carrying explosives	Day—red flag R Night—red light R	R on projections 5 ft. or more red flag—12 in. X 12 in. Night—red light R	R on projections over 4 ft. rear, 3 ft. front. Day—red flag 12 in. X 12 in. Night—red light—rear	45
R	R	R	Replacement must be shatterproof	R—must meet safety glazing code	R	46
R	R	R	R	R <sup>32</sup>	R	47
R	R	R	R	R	R	48
1	1 inside—2 outside on school buses	2 on trucks, buses and trolley coaches	R	1 inside—2 outside when inside mirror view obstructed. 3 on all school buses—1 inside, 2 outside	1 inside—2 outside, left and right when inside mirror view obstructed <sup>33</sup>	49
S. & E.	S. & E.	S. & E.	S. & E.	S. & E. or park brakes <sup>34</sup>	S. & E.	50
Brakes sufficient in strength to control vehicle when required	From 25 to 50 ft. depending on type of vehicle and/or weight	30 ft.	G.W. under 10,000 lb.—30 ft. G.W. over 10,000 lb. Single unit, 2 axle—40 ft. Others, including all combinations—50 ft.	4 wheel brakes—30 ft. 2 wheel brakes—40 ft. Hand brakes—55 ft.	G.W. under 10,000 lb.—30 ft. G.W. over 10,000 lb. single unit—40 ft. Others, including combinations—50 ft. Passenger cars—25 ft.	51
		30 ft.—brakes R on all semi-trailers and on trailers over 12,000 lb.		As above—brakes R on all trailers unless covered by P.S.U. Act.		52

TABLE 2. Safety Regulations for Motor Vehicles — Concluded

No.		Newfoundland	Prince Edward Island	Nova Scotia	New Brunswick
	<b>Other — Concluded</b>				
53	Non-transparent appendages .....	N.S.	N.P. if obstructing driver's view	N.P.	N.P. if obstructing driver's view
54	Television receivers .....	N.S.	N.P.	P only when not visible to driver	N.P.
55	Certificate of mechanical efficiency .....	R	R for buses only	R for buses only	N.R.
56	Hours of work for drivers of for-hire vehicles	N.S.	N.S.	Not exceeding 10 hours in any 24 for drivers of public passenger or freight vehicles	Buses only — not exceeding 10 hours in any 16 consecutive hours
57	Emergency exits .....	R on buses only	R on buses only	R on public passenger vehicles with seating capacity of 8 or more	R on buses only
58	First aid kits .....	R on buses only	R on buses only	R on public passenger and freight vehicles	R on buses only
59	Exhaust heaters .....	N.S.	N.S.	N.P. on public passenger vehicles	N.S.

<sup>1</sup> Not more than 4 lamps lighted at one time.<sup>2</sup> Not more than 2 in conjunction with headlamps mounted not less than 16 ins. above the level on which the vehicle stands and below the level of the centres of headlamps. Must not be used in lieu of headlamps except in fog or rain.<sup>3</sup> Beam to be directed to extreme right — not more than 75 ft. ahead — lamp to be stationary.<sup>4</sup> Beam not to left of centre of road or more than 100 feet ahead when meeting another vehicle.<sup>5</sup> Upon approaching another vehicle no part of high intensity portion of beam directed to left of the prolongation of extreme left side of the vehicle nor more than 100 feet ahead.<sup>6</sup> One white light to illuminate licence plate.<sup>7</sup> On vehicles over 85 inches wide.<sup>8</sup> On left side of all vehicles over 80 inches wide.<sup>9</sup> On vehicles over 80 inches wide.<sup>10</sup> On commercial vehicles and trailers over 80 inches wide, and all new motor vehicles, except commercial vehicles, manufactured after January 1, 1961 over 80 inches wide.<sup>11</sup> Within 6 inches of left side.<sup>12</sup> Or in special cases 3 amber above driver's cab.<sup>13</sup> On both right and left sides of vehicles over 24 feet long.<sup>14</sup> On vehicles and combinations over 20 feet long.<sup>15</sup> Vehicles more than 20 feet long lateral lights, 1 amber each side front, 1 red each side rear.<sup>16</sup> On commercial vehicles and combinations of commercial vehicles and trailers over 80 inches wide or 30 feet long. Truck tractors excepted from identification lamps on rear.<sup>17</sup> Red flags plus warning devices required on all commercial vehicles having a seating capacity of more than 9 passengers, or having a licensed GVW of more than 6,000 lb.<sup>18</sup> Flares, lamps, lanterns or reflecting devices of approved type.<sup>19</sup> On commercial vehicles operated outside city, town or village after dusk and before dawn.



TABLE 2. Safety Regulations for Motor Vehicles—Concluded

Quebec	Ontario	Manitoba	Saskatchewan	Alberta	British Columbia	No.
N.S.	N.P.	N.S.	N.S.	N.P. if obstructing driver's view	N.P. if reduces light output	53
N.S.	N.P.	N.S.	P only when not visible to driver	N.P.	P only when not visible to driver	54
R <sup>25</sup>	R for used motor vehicles on transfer	N.R.	R on demand	R on school buses, renewable every 6 months	R in specified areas	55
Bus operators—not exceeding 10 hours in any 24 or 60 hours a week. Urban bus operators—250 miles per 24 hour period. Truck operators—not exceeding 12 hours in any 24 or 72 hours a week.	..	Not exceeding 10 hours in any 24 for drivers of public passenger or freight vehicles	N.S.	Truck operators—not exceeding 10 hours a day and 50 hours a week. Must have 24 consecutive hours of rest following not more than 6 consecutive days of work. Applies to drivers of buses licensed as Public Service Vehicles. Excludes truck drivers, helpers, swampers and bus drivers employed solely within a city.	N.S.	56
R on buses	1—on public vehicles at or near rear on left side	R on opposite side to service entrance on buses only	At least 2 on public passenger vehicles	R on public passenger and school buses	R on buses only	57
N.S.	..	N.S.	R on school buses	R on public passenger and school buses	R on buses and taxis	58
N.S.	N.S.	N.P. on buses	N.S.	N.P. on public passenger and school buses	N.P. on school buses	59

<sup>20</sup> On autoroute, one-way traffic lanes and highways where it is impossible to meet, another warning device must be placed 200 ft. in the direction of traffic.

<sup>21</sup> On extreme widths—not more than 60 inches or less than 24 inches above road surface.

<sup>22</sup> On commercial vehicles and trailers, and all new motor vehicles except commercial vehicles, manufactured after January 1, 1962.

<sup>23</sup> Mechanical signal with luminous devices 6 in. x 1½ in. visible 100 feet.

<sup>24</sup> On commercial vehicles and trailers over 80 inches wide and on all new motor vehicles except motorcycles.

<sup>25</sup> R where load extends more than 24 inches left of centre of steering wheel. All vehicles manufactured after 1956 must have signalling device approved by Highway Traffic Board—R on public service vehicles used for transportation of passengers.

<sup>26</sup> R on vehicles having a width in excess of 24 inches to left of centre of steering wheel.

<sup>27</sup> R on new vehicles.

<sup>28</sup> Electrical signalling devices—luminous indicators in operation simultaneously visible 100 ft.

<sup>29</sup> Underwriters Laboratories approved type R on public service vehicles.

<sup>30</sup> Underwriters Laboratories approved type R on public service vehicles as approved by the Provincial Fire Commission.

<sup>31</sup> Rubber or leather mud-flaps 14 inches from ground extending 2 inches each side of tires.

<sup>32</sup> School buses 24 passengers and over may use single pipe in lieu of muffler.

<sup>33</sup> School buses—1 interior, 2 exterior, (1 right, 1 left). Passenger buses—1 interior, 1 exterior, left.

<sup>34</sup> Must be adequate to stop vehicle or combination of vehicles within specified distances at given speed.

<sup>35</sup> Authorized dealer must deliver at time of sale certificate indicating whether or not vehicle complies with requirements of the law.

R—Required. N.R.—Not required. P—Permitted. N.P.—Not permitted. N.S.—Not specified. S. & E.—Service and emergency. G.W.—Gross weight. .. Figures not available.

Note: Reference should be made to the provincial authorities concerned for more detailed information.

TABLE 3. Summary of Reciprocal Highway Agreements for Trucking Licence Fees<sup>1</sup>

Full free reciprocity offered to all American states on mutual agreement basis (written agreement with Maine).	No reciprocity agreement.	Full free reciprocity for all vehicles travelling through or into the province in inter-provincial operations.	Reciprocal arrangement for free movement of bonafide commercial household goods carriers only.	No reciprocity agreement.
Reciprocal arrangements with American states on mutual agreement basis. (No written agreements).	Full free reciprocity on household goods carriers and all vehicles having gross weights of less than 6,000 lb. Other vehicles exceeding 6,000 lb. gross weight \$10.00 per gross ton.	Full free reciprocity for household goods carriers, by mutual agreement only. For all other carriers full fees are required on a permit or licence basis.	Full free reciprocity for used household goods carriers only.	No reciprocity agreement.
Full free reciprocity offered to all American states on mutual agreement basis.	Full free reciprocity on household goods carriers and all vehicles having gross weights of less than 6,000 lb. Other vehicles exceeding 6,000 lb. gross weight \$10.00 per gross ton.	Full and free reciprocity agreement.	Full free reciprocity on household goods carriers and all vehicles having gross weights of less than 6,000 lb., or carriers of objects and materials used in the production of cultural presentations and art exhibits, provided such presentations are not solely for the purpose of financial gain. Other vehicles exceeding 6,000 lb. gross weight — \$10.00 per gross ton.	Full free reciprocity for private and all for-hire vehicles having gross weight of 6,000 lb. or less, carriers of used household goods, natural products of farm, waters or forest and objects of art. Other for-hire vehicles exceeding 6,000 lb. gross weight — \$10.00 per gross ton.
Reciprocity with Connecticut, Florida, Georgia, Maine, Massachusetts, North Carolina, New Hampshire, New Jersey, New York, Pennsylvania, Rhode Island, South Carolina and Vermont.	Reciprocity for household goods carriers only.	Full free reciprocity for household goods carriers and carriers of natural products of farm or forest.	No reciprocity agreement.	No reciprocity agreement.
Reciprocity for trailers and semi-trailers when drawn by commercial motor vehicles registered in Ontario when operating within 20 miles of point of entry. Authorized vehicles travelling in bond between Michigan and New York States pay a per trip fee of \$9.00.	Full free reciprocity on household goods carriers and all vehicles having gross weights of less than 6,000 lb. Other vehicles exceeding 6,000 lb. gross weight \$10.00 per gross ton.	Full free reciprocity for private and all for-hire vehicles having gross weight of 6,000 lb. or less, carriers of used household goods, natural products of farm, waters or forest and objects of art. Other for-hire vehicles exceeding 6,000 lb. gross weight — \$10.00 per gross ton.	Full free reciprocity for private and for-hire vehicles having gross vehicle weight of 6,000 lb., or less, carriers of used household goods, natural products of farm, waters or forest and objects of art. Other vehicles exceeding 6,000 lb. gross weight — \$10.00 per gross ton.	Full free reciprocity for private and for-hire vehicles having gross weight of 6,000 lb. or less, carriers of used household goods or used furniture and objects of art. Other vehicles exceeding 6,000 lb. gross weight — \$10.00 per gross ton.
Full free reciprocity with Arkansas, Illinois, Indiana, Iowa, Kansas, Maryland, Minnesota, Missouri, Nebraska and Wisconsin. Virtually full reciprocity with Michigan, which charges Manitoba vehicles a small mileage tax. North Dakota — ½ annual licence fee, 2-axle vehicles exempt — no fees.	Full free reciprocity on household goods carriers and all vehicles having gross weights of less than 6,000 lb. Other vehicles exceeding 6,000 lb. gross weight \$10.00 per gross ton.	Full free reciprocity for all carriers and vehicles having gross weight of 6,000 lb. or less, carriers of used household goods, natural products of farm, waters or forest and objects of art. Other vehicles exceeding 6,000 lb. gross weight — \$10.00 per gross ton.	Full free reciprocity on household goods carriers and all vehicles having gross weights of less than 6,000 lb., or carriers of objects and materials used in the production of cultural presentations and art exhibits, provided such presentations are not solely for the purpose of financial gain. Other vehicles exceeding 6,000 lb. gross weight — \$10.00 per gross ton.	Manitoba
Reciprocity agreements for international operations at reduced fees: Montana — ½ fee. North Dakota — \$10. per ton over 6,000 lb. gross weight. Wisconsin — ¼ fee.	Full free reciprocity on household goods carriers and all vehicles having gross weights of less than 6,000 lb. Other vehicles exceeding 6,000 lb. gross weight \$10.00 per gross ton.	Full free reciprocity for all carriers (except milk and cream) within 10 mile zone of Alberta — Saskatchewan border and all vehicles having gross weights of 6,000 lb. or less, carriers of used household goods, natural products of farm, waters or forest and objects of art. Other vehicles exceeding 6,000 lb. gross weight — \$10.00 per gross ton.	Saskatchewan*	
Full free reciprocity with Alaska, Arkansas, California, Connecticut, Delaware, District of Columbia, Florida, Illinois, Indiana, Iowa, Kansas, Kentucky, Louisiana, Massachusetts, Minnesota, Missouri, Montana, Nebraska, New Hampshire, New York, North Carolina, Ohio, Oregon, Oklahoma, Pennsylvania, Rhode Island, S. Dakota, Texas, W. Virginia, Washington, Wisconsin, Wyoming. Limited reciprocity with Idaho, N. Dakota, Utah.	No reciprocity agreement except for a farm group in Peace River district.	Alberta*		
Full free reciprocity for fleet operations with Arizona, California, Colorado, Idaho, Illinois, Iowa, Kansas, Missouri, Montana, Nebraska, Nevada, New Mexico, North Dakota, Oregon, South Dakota and Washington with annual commercial vehicle licence fees prorated on the basis of mileage, operated in the member states and provinces during the 12 month period. Fleets are defined as being three or more commercial vehicles at least two of which must be motor vehicles.	British Columbia			

U.S.A.



TABLE 3. Summary of Reciprocal Highway Agreements for Trucking Licence Fees<sup>1</sup>

Full free reciprocity for private and for-hire carriers.	Full reciprocity for privately owned commercial vehicles only.	Full free reciprocity for private and for-hire freight carriers.	Full free reciprocity for private and for-hire freight carriers.	Prince Edward Island
No reciprocity agreement.	Full reciprocity for privately owned commercial vehicles only.	Full free reciprocity for private and for-hire commercial vehicles.		Nova Scotia <sup>2</sup>
Full free reciprocity for private and all for-hire vehicles having gross weight of 6,000 lb. or less, carriers of used household goods, natural products of farm, waters or forests, and objects of art. Other for-hire vehicles exceeding 6,000 lb. gross weight—\$10.00 per gross ton.	Full reciprocity for private and for-hire carriers.			New Brunswick
Reciprocity for household goods carriers and carriers of farm products and privately owned commercial vehicles.				Quebec
				Ontario <sup>3</sup>

## Three conditions of reciprocity agreements

- A. Apply to fees only; not to operating rights.  
 B. Apply only to vehicles duly registered in and operated by residents of reciprocating jurisdictions.  
 C. Reciprocity does not apply to intraprovincial operations.

<sup>1</sup> Newfoundland has reciprocity agreements with the following provinces: Prince Edward Island, Nova Scotia, New Brunswick, Quebec and Alberta. Such reciprocity agreements provide for the unrestricted use of a commercial motor vehicle with a MGW rating of 7,000 lbs. or less while a commercial vehicle with a higher MGW rating is permitted to be operated on an inter-provincial basis only, providing that such a vehicle is properly registered in its home Province or State and provided that the Province or State grants the same degree of reciprocity to residents of Newfoundland. All vehicles are subject to Provincial Regulations regarding size, weight and equipment, etc. and furthermore where a vehicle is used for point to point pick-up and delivery within the Province of Newfoundland a regular licence is required.

<sup>2</sup> Nova Scotia exempts from registration commercial vehicles of neighbouring provinces provided they do not take on any goods in Nova Scotia to be discharged in Nova Scotia.

<sup>3</sup> Common carrier vehicles used exclusively for the transportation of (a) household goods or furniture (b) natural products of the farm and (c) products of a dairy, creamery or cheese factory are exempt from payment of licence fees and registration requirements.

<sup>4</sup> Saskatchewan automatically issues commercial and public service vehicle certificates of registration to non-residents, except those domiciled in the province of New Brunswick, Ontario, Manitoba, Alberta and British Columbia, on the one-half prescribed fee basis regardless of whether or not the other provinces grant the same fee privileges to Saskatchewan vehicles. A non-resident farmer operating his truck into or through Saskatchewan and transporting his own farm products or supplies is exempt from registration and payment of fees.

<sup>5</sup> In addition Alberta has an arrangement with Northwest Territories for one-half licence fee.

**Note:** Reference should be made to provincial acts for more detail and provincial authorities should be consulted for precise interpretation.

TABLE 4. Provincial Truck Regulations

No.	Governing Motor Carrier Acts Motor Carrier Regulatory Authorities	Newfoundland		Prince Edward Island		Nova Scotia <sup>1</sup>		New Brunswick	
		Motor Carrier Act		Motor Carrier Act		Motor Carrier Act		Motor Carrier Act	
		Board of Commissioners of Public Utilities		Public Utilities Commission		Board of Commissioners of Public Utilities		Motor Carrier Board	
		Power to regulate	Is this power exercised?	Power to regulate	Is this power exercised?	Power to regulate	Is this power exercised?	Power to regulate	Is this power exercised?
1	1. Requirement to show public convenience and interest, necessity, effect on other carriers, etc.	Yes	Yes	Yes	Yes	Yes	Yes	Yes	Yes
2	2. Carrier operating licences (franchise):								
3	(a) Issue .....	"	"	"	"	"	"	"	"
4	(b) Renewal .....	"	"	"	"	"	"	"	"
5	(c) Transfer .....	"	"	"	"	"	"	"	"
6	(d) Suspension .....	"	"	"	"	"	"	"	"
7	(e) Cancellation .....	"	"	"	"	"	"	"	"
8	(f) Classification .....	"	"	"	"	"	"	"	"
	(g) Fees .....	"	"	"	"	"	"	"	"
9	3. Carrier vehicle licences (plates):								
10	(a) Issue .....	"	"	"	"	Yes	Yes	"	"
11	(b) Renewal .....	"	"	"	"	"	"	"	"
12	(c) Transfer .....	"	"	"	"	"	"	"	"
13	(d) Classification .....	"	"	"	"	"	"	"	"
	(e) Fees .....	"	"	"	"	"	"	"	"
14	4. Insurance:								
15	(a) Public liability .....	No	No	"	"	Yes	Yes	"	"
16	(b) Property .....	"	"	"	"	"	"	"	"
	(c) Goods carried .....	"	"	"	"	"	"	"	"
17	5. Operations:								
18	(a) Routes .....	Yes	Yes	"	"	"	"	"	"
19	(b) Areas .....	"	"	"	"	"	"	"	"
20	(c) Time schedules .....	"	"	"	"	"	"	"	"
	(d) Commodities .....	"	"	"	"	"	"	"	"
21	6. Freight rates:								
22	(a) Filled .....	"	"	"	"	"	"	"	"
	(b) Regulated .....	"	No	"	"	No	—	"	No
23	7. Accounting records:								
24	(a) Prescribed method of accounting .....	"	"	"	"	Yes	No	No	—
25	(b) Annual report to be submitted .....	"	Yes	"	"	"	Yes	"	—
26	(c) Power to inspect records .....	"	"	"	"	"	"	Yes	Yes
27	(d) C.O.D. shipments (i) Handling of cash .....	"	"	"	"	"	"	"	"
	(ii) Amount of commission .....	No	No	No	No	No	—	No	—
28	(e) Prescribed bill of lading .....	Yes	"	Yes	Yes	Yes	No	Yes	Yes
29	8. Drivers:								
30	(a) Qualifications .....	No	"	"	"	"	Yes	No	—
31	(b) Hours of work .....	"	"	"	No	"	No	"	—
	(c) Wages .....	"	"	No	—	No	—	"	—

<sup>1</sup> For-hire carriers operating not more than one two-axle straight truck are not subject to the provisions of the Nova Scotia Motor Carrier Act.<sup>2</sup> Applicable to extra-provincial operators only.<sup>3</sup> Vehicle to vehicle only.<sup>4</sup> Statute requires public hearing before cancellation.<sup>5</sup> The Lieutenant Governor-in-Council regulates fees.<sup>6</sup> Provincial legislature exercises this power.

TABLE 4. Provincial Truck Regulations

Quebec		Ontario		Manitoba		Saskatchewan		Alberta		British Columbia		N
Transportation Board Act		Public Commercial Vehicles Act		Highway Traffic Act		The Vehicles Act		Public Service Vehicles Act		Motor Carrier Act		
Transportation Board		Highway Transport Board		Motor Transport Board		Highway Traffic Board		Highway Traffic Board		Public Utilities Commission		
Power to regulate	Is this power exercised?	Power to regulate	Is this power exercised?	Power to regulate	Is this power exercised?	Power to regulate	Is this power exercised?	Power to regulate	Is this power exercised?	Power to regulate	Is this power exercised?	
Yes	Yes	Yes	Yes	Yes	Yes	Yes	Yes	Yes	Yes <sup>2</sup>	Yes	Yes	1
"	"	"	"	"	"	"	"	"	" <sup>2</sup>	"	"	2
"	"	"	"	"	"	"	"	"	" <sup>2</sup>	"	"	3
"	"	"	"	"	"	"	" <sup>3</sup>	"	" <sup>2</sup>	"	"	4
"	"	"	"	"	"	"	"	"	" <sup>2</sup>	"	"	5
"	"	"	"	"	"	"	"	"	" <sup>2</sup>	"	"	6
"	"	"	"	"	"	"	"	"	" <sup>2</sup>	"	"	7
"	"	"	No	"	"	No	5	"	No	"	"	8
"	"	"	Yes	"	"	Combined with lines 2 to 8 above		"	Yes	"	"	9
"	"	"	"	"	"			"	"	"	"	10
"	"	"	"	"	"			"	"	"	"	11
"	"	"	"	"	"			"	"	"	"	12
"	"	"	"	"	"	Combined with lines 2 to 8 above		"	"	"	"	13
"	"	"	"	"	"			"	"	"	"	14
"	"	"	"	"	"			"	"	"	"	15
"	"	"	"	"	"			Yes	Yes	"	"	Yes
"	"	"	"	"	"	"	"	"	" <sup>2</sup>	"	"	17
"	"	"	"	"	"	"	"	"	No <sup>8</sup>	"	"	18
"	"	"	No	"	"	"	"	"	"	"	"	19
"	"	"	Yes	"	"	"	"	"	Yes	"	"	20
"	"	"	Yes	"	" <sup>9</sup>	"	No	"	No	"	"	21
"	"	No	No	Yes	Yes	"	Yes	"	"	"	"	22
Yes	"	Yes	Yes <sup>10</sup>	"	—	"	No	"	No	"	No	23
"	Yes	"	"	Yes	Yes	"	Yes	"	"	"	Yes	24
"	"	"	"	"	"	"	"	"	Yes	"	"	25
No	—	"	"	"	"	"	"	"	"	"	"	26
"	—	No	—	"	"	"	"	"	"	"	"	27
Yes	Yes	Yes	Yes	"	"	"	"	"	"	"	"	28
"	No	"	Yes	"	No	"	"	"	"	"	No <sup>10</sup>	29
"	Yes	"	No <sup>12</sup>	"	"	"	No	"	No <sup>11</sup>	"	"	30
"	No	No	—	"	"	"	"	No	"	No	—	31

<sup>1</sup> Under the "Motor Vehicle Act" any vehicle being operated on a highway is required to be insured.

<sup>2</sup> Urban trucks - Yes.

<sup>3</sup> Interprovincial only.

<sup>4</sup> The Superintendent of Motor Vehicles under the "Motor Vehicle Act" specifies the qualifications for chauffeurs' licences.

<sup>5</sup> Department of Labour exercises this power.



TABLE 5. Provincial Bus Regulations

No.		Newfoundland		Prince Edward Island		Nova Scotia		New Brunswick	
		Governing Motor Carrier Acts		Motor Carrier Act		Motor Carrier Act		Motor Carrier Act	
		Motor Carrier Regulatory Authorities		Board of Commissioners of Public Utilities <sup>1</sup>		Public Utilities Commission		Board of Commissioners of Public Utilities	
		Power to regulate	Is this power exercised?	Power to regulate	Is this power exercised?	Power to regulate	Is this power exercised?	Power to regulate	Is this power exercised?
1	1. Requirement to show public convenience and interest, necessity, effect on other carrier's, etc.	Yes	Yes	Yes	Yes	Yes	Yes	Yes	Yes
2	2. Carrier operating licences (franchise):								
3	(a) Issue .....	"	"	"	"	"	"	"	"
4	(b) Renewal .....	"	"	"	"	"	"	"	"
5	(c) Transfer .....	No	—	"	"	"	"	"	"
6	(d) Suspension .....	"	—	"	"	"	"	"	"
7	(e) Cancellation .....	Yes	Yes	"	"	"	3	"	"
8	(f) Classification .....	No	—	"	"	"	Yes	"	"
8	(g) Fees .....	Yes	Yes	"	"	No	4	"	"
9	3. Carrier vehicle licences (plates):								
10	(a) Issue .....	No	5	"	"	Yes	Yes	"	"
11	(b) Renewal .....	"	6	"	"	"	"	"	"
12	(c) Transfer .....	"	—	"	"	"	"	"	"
13	(d) Classification .....	"	—	"	"	"	"	"	"
13	(e) Fees .....	"	6	"	"	4	4	"	"
14	4. Mileage taxes .....	"	—	No	—	7	8	No	—
15	5. Insurance:								
16	(a) Public liability .....	"	6	Yes	Yes	Yes	Yes	Yes	Yes
17	(b) Property .....	"	6	"	"	"	"	"	"
17	(c) Passenger .....	"	6	"	"	"	"	"	"
18	6. Operations:								
19	(a) Routes .....	Yes	Yes	"	"	"	"	"	"
20	(b) Areas .....	No	—	"	"	"	"	"	"
21	(c) Time schedules .....	Yes	Yes	"	"	"	"	"	"
22	(d) Passenger capacity .....	"	No <sup>5</sup>	"	"	"	"	"	"
23	(e) Express freight (i) Nature of goods .....	No	—	"	"	"	"	"	"
24	(ii) Maximum weight .....	"	—	No	10	No	6	No	—
25	(f) Depots (i) Maintenance .....	"	—	"	—	"	—	"	—
25	(ii) Location .....	Yes	Yes	"	—	"	—	"	—
26	7. Fares and rates:								
27	(a) Passenger (i) Filed .....	"	"	Yes	Yes	Yes	Yes	Yes	Yes
28	(ii) Regulated .....	"	"	"	"	"	"	"	"
29	(b) Express freight (i) Filed .....	No	—	"	"	"	"	"	"
29	(ii) Regulated .....	"	—	"	"	"	"	"	"
30	8. Accounting records:								
31	(a) Prescribed method of accounting .....	"	—	"	"	No	No	No	—
32	(b) Annual report to be submitted .....	Yes	Yes	"	"	Yes	Yes	"	—
32	(c) Power to inspect records .....	"	"	"	"	"	"	Yes	Yes
33	9. Drivers:								
34	(a) Qualifications .....	No	6	"	"	"	"	No	—
35	(b) Hours of work .....	"	—	"	No	"	No	"	—
35	(c) Wages .....	"	—	No	—	No	—	"	—

<sup>1</sup> Does not exercise authority in cases of municipal control of bus companies.<sup>2</sup> Vehicle to vehicle only.<sup>3</sup> Statute requires hearing before cancellation.<sup>4</sup> The Lieutenant Governor-in-Council regulates fees.<sup>5</sup> Maximum ceiling set by Department of Commercial Transport under "Department of Commercial Transport Act".<sup>6</sup> Motor Vehicle Branch exercise this power.

TABLE 5. Provincial Bus Regulations

Quebec		Ontario		Manitoba		Saskatchewan		Alberta		British Columbia		No.
Transportation Board Act		Public Vehicles Act		Highway Traffic Act		The Vehicles Act		Public Service Vehicles Act		Motor Carrier Act		
Transportation Board		Highway Transport Board		Motor Transport Board		Highway Traffic Board		Highway Traffic Board		Public Utilities Commission		
Power to regulate	Is this power exercised?	Power to regulate	Is this power exercised?	Power to regulate	Is this power exercised?	Power to regulate	Is this power exercised?	Power to regulate	Is this power exercised?	Power to regulate	Is this power exercised?	
Yes	Yes	Yes	Yes	Yes	Yes	Yes	Yes	Yes	Yes	Yes	Yes	1
"	"	"	"	"	"	"	"	"	"	"	"	2
"	"	"	"	"	"	"	"	"	"	"	"	3
"	"	"	"	"	"	"	" <sup>2</sup>	"	"	"	"	4
"	"	"	"	"	"	"	"	"	"	"	"	5
"	"	"	"	"	"	"	"	"	"	"	"	6
"	"	"	"	"	"	"	"	"	"	"	"	7
"	"	"	"	"	"	No	4	"	"	5	"	8
"	"	"	Yes	"	"	Combined with lines 2 to 8 above		"	"	"	"	9
"	"	"	"	"	"			"	"	"	"	10
"	"	"	"	"	"			"	"	"	"	11
"	Yes	"	"	"	"			"	"	"	"	12
"	"	No	—	"	"			"	"	"	"	13
"	"	Yes	Yes	No	—	No	9	"	"	No	—	14
"	"	"	"	Yes	Yes	"	9	"	"	Yes	"	15
"	"	"	"	"	"	"	9	"	"	"	"	16
"	No	"	"	"	"	Yes	Yes	"	"	"	"	17
"	Yes	"	"	"	"	"	"	"	"	"	"	18
"	"	"	"	"	"	"	"	"	"	"	"	19
"	Yes	"	"	"	"	"	"	"	"	"	"	20
"	"	"	"	"	"	"	"	"	"	"	"	21
"	No	No	—	"	"	"	"	"	"	"	"	22
"	Yes	Yes	Yes	"	"	"	"	"	"	"	"	23
"	"	No	—	"	"	"	No	"	"	"	No	24
No	—	"	—	"	"	"	"	"	No	"	"	25
Yes	Yes	Yes	Yes	"	"	"	Yes	"	Yes	"	Yes	26
"	"	"	"	"	"	"	"	"	"	"	"	27
"	"	No	—	"	"	No	No	"	"	"	"	28
"	"	"	—	"	"	Yes	Yes	"	"	"	"	29
Yes	"	Yes	Yes	"	"	"	No	"	"	"	No	30
"	"	"	"	"	"	"	Yes	"	"	"	Yes	31
"	"	"	"	"	"	"	"	"	Yes	"	"	32
"	"	"	"	"	"	"	Yes	"	"	"	No <sup>11</sup>	33
"	"	"	No <sup>12</sup>	"	"	"	No	"	No <sup>12</sup>	"	"	34
"	"	No	—	"	"	"	"	No	12	No	—	35

<sup>1</sup> Motor Vehicle Department has this power not exercised.<sup>2</sup> Local authorities can levy tax not exceeding 1/15 cent per unit of seating capacity for every mile travelled within a town or city.<sup>3</sup> Provincial legislature exercises this power.<sup>4</sup> Department of Highways, Motor Vehicle Branch exercises this power.<sup>5</sup> The Superintendent of Motor Vehicles under the "Motor Vehicle Act" specifies the qualifications for chauffeurs' licences.<sup>6</sup> Department of Labour exercises this power.



**TABLE 6. Provincial Taxes on Motive Fuels Consumed by Motor Vehicles on Public Roads and Streets<sup>1</sup>**

	Newfoundland		Prince Edward Island		Nova Scotia	
	Tax	Effective date	Tax	Effective date	Tax	Effective date
	cents		cents		cents	
Gasoline .....	25	April 1, 1968	21	March 20, 1968	21	April 4, 1969
Diesel fuel .....	25	April 1, 1968	21	March 20, 1968	27	April 1, 1961
Liquefied petroleum gases <sup>2</sup> .....	25	April 1, 1968	21	March 20, 1968	21	April 4, 1969
	New Brunswick		Quebec		Ontario	
Gasoline .....	20	April 1, 1969	19	March 28, 1968	18	March 13, 1968
Diesel fuel .....	23	April 1, 1961	25	March 28, 1968	24	March 13, 1968
Liquefied petroleum gases <sup>2</sup> .....	23	November 1, 1966	19	March 28, 1968	18	March 13, 1968
	Manitoba		Saskatchewan		Alberta	
Gasoline .....	17	October 19, 1964	19	March 3, 1970	15	June 1, 1968
Diesel fuel .....	20	October 19, 1964	21	March 3, 1970	17	June 1, 1968
Liquefied petroleum gases <sup>2</sup> .....	17	October 1, 1969	17	March 2, 1968	15	June 1, 1968
	British Columbia		Yukon		Northwest Territories	
Gasoline .....	13	March 28, 1961	11	January 23, 1968	12	April 1, 1969
Diesel fuel .....	15 13 <sup>3</sup>	March 28, 1961	11	January 23, 1968	12	April 1, 1970
Liquefied petroleum gases <sup>2</sup> .....	15 13 <sup>3</sup>	March 28, 1961	11	January 23, 1968	2½	April 1, 1968

<sup>1</sup> Exemptions from motive fuel taxes, consumed by motor vehicles on public roads and streets are granted by some provinces: Newfoundland—Dominion Government vehicles and diplomatic corps vehicles; Ontario—Dominion Government vehicles; Alberta—senior diplomatic officials, and municipal transit systems within city limits; British Columbia—Dominion Government vehicles; Yukon—Dominion Government vehicles, NATO "visiting forces" and municipal vehicles; and Northwest Territories—NATO "visiting forces" and municipal district vehicles.

<sup>2</sup> Tax applies on propane and butane fuels when used by motor vehicles on public highways, however, in the N.W.T. the tax is imposed for any use except for aviation purposes.

<sup>3</sup> Taxed as gasoline when used in private cars.

**Note:** Reference should be made to the provincial authorities concerned for more detailed information.

**TABLE 7. Annual Licence Fees<sup>1</sup>  
PASSENGER CARS**

	Newfoundland	Prince Edward Island	Nova Scotia	New Brunswick	Quebec
	dollars				
Flat fee <sup>2</sup> .....	—	2.00	—	4.00	1.00
Tare weight:					
1,500 lb. ....	18.00	15.00	1¢ per lb. to	1¢ per lb. to	1¢ per lb. to
2,000 " .....	18.00	15.00	nearest lb.	nearest lb.	nearest lb.
3,000 " .....	20.00	19.00	(minimum	(minimum	(minimum
4,000 " .....	22.00	29.00	charge	charge	charge
5,000 " .....	24.00	29.00	\$15.00.)	\$15.00.)	\$20.00.)
6,000 " .....	24.00	29.00			
7,000 " .....	24.00	29.00			
Wheel base:					
100 inches .....	—	—	—	—	—
105 " .....	—	—	—	—	—
110 " .....	—	—	—	—	—
115 " .....	—	—	—	—	—
120 " .....	—	—	—	—	—
125 " .....	—	—	—	—	—
130 " .....	—	—	—	—	—
135 " .....	—	—	—	—	—
140 " .....	—	—	—	—	—
145 " .....	—	—	—	—	—
Over 145 inches .....	—	—	—	—	—
Horse power:					
Up to 35 h.p. ....	—	—	—	—	—
Over 35 to 45 h.p. ....	—	—	—	—	—
Over 45 h.p. ....	—	—	—	—	—
	Ontario	Manitoba	Saskat- chewan <sup>3</sup>	Alberta	British Columbia
	dollars				
Flat fee <sup>2</sup> .....	—	.50	—	1.00	—
Tare weight:					
1,500 lb. ....	—	—	—	—	10.80
2,000 " .....	—	—	—	—	14.40
3,000 " .....	—	—	—	—	18.00
4,000 " .....	—	—	—	—	22.50
5,000 " .....	—	—	—	—	31.50
6,000 " .....	—	—	—	—	45.00
7,000 " .....	—	—	—	—	58.50
Wheel base:					
100 inches .....	—	11.25	14.00	15.00	—
105 " .....	—	14.50	14.00	15.00	—
110 " .....	—	17.75	14.00	15.00	—
115 " .....	—	21.00	20.00	20.00	—
120 " .....	—	24.25	20.00	20.00	—
125 " .....	—	27.50	26.00	25.00	—
130 " .....	—	30.75	26.00	25.00	—
135 " .....	—	34.00	26.00	25.00	—
140 " .....	—	37.25	26.00	25.00	—
145 " .....	—	40.50	26.00	25.00	—
Over 145 inches .....	—	43.75	26.00	25.00	—
Number of cylinders:					
4 .....	20.00	—	—	—	—
6 .....	27.50	—	—	—	—
8 .....	35.00	—	—	—	—

<sup>1</sup> Some provinces include additional charges such as initial Registration fees and Uninsured Motor Vehicle fees which are not included.

<sup>2</sup> Flat fee must be added to the charges relating to size of vehicle for the total Annual Licence Fee.

<sup>3</sup> A flat fee of \$5.00 is assessed to passenger cars of a year and model up to and including 1938.

TABLE 8. Annual Licence Fees  
TRUCKS

No.	Gross vehicle weight <sup>1</sup>	Newfoundland <sup>1</sup>		Prince Edward Island <sup>2</sup>	Nova Scotia <sup>3</sup>	New Brunswick <sup>4</sup>	Ontario <sup>5</sup>		Manitoba <sup>6</sup>		
		Commercial trucks and tractors	Commercial trailers and semi-trailers	Commercial vehicles	Commercial trucks and trailers	Commercial vehicles and truck tractors	Commercial trucks and tractors	Commercial trailers and semi-trailers	PSV and CT <sup>7</sup>	T (Urban)	FT (Farm)
	pounds	dollars									
1	4,000 .....	22.00	—	18.00	29.00	19.00	30.00 <sup>7</sup>	12.00	30.00	16.00	16.00
2	6,000 .....	33.00	10.00	30.00	40.00	30.00	36.00	26.00	30.00	16.00	16.00
3	8,000 .....	48.00	30.00	46.00	62.00	47.00	58.00	40.00	60.00	28.50	22.50
4	10,000 .....	70.00	50.00	67.00	83.00	68.00	74.00	54.00	90.00	41.00	28.00
5	12,000 .....	90.00	80.00	86.00	105.00	87.00	94.00	70.00	120.00	53.50	35.50
6	14,000 .....	110.00	110.00	100.00	129.00	108.00	118.00	88.00	150.00	66.00	42.00
7	16,000 .....	150.00	140.00	122.00	156.00	131.00	144.00	106.00	180.00	78.50	48.50
8	18,000 .....	185.00	170.00	146.00	184.00	156.00	172.00	124.00	210.00	84.75	55.00
9	20,000 .....	220.00	200.00	182.00	214.00	193.00	204.00	144.00	240.00	103.50	61.50
10	22,000 .....	240.00	230.00	211.00	240.00	223.00	236.00	166.00	270.00	116.00	68.00
11	24,000 .....	260.00	260.00	242.00	269.00	267.00	272.00	188.00	300.00	128.50	74.50
12	26,000 .....	280.00	290.00	288.00	299.00	302.00	308.00	210.00	330.00	141.00	81.00
13	28,000 .....	300.00	320.00	310.00	326.00	325.00	346.00	234.00	360.00	153.50	87.50
14	30,000 .....	325.00	350.00	347.00	356.00	348.00	386.00	260.00	390.00	166.00	94.00
15	32,000 .....	355.00	380.00	370.00	385.00	371.00	426.00	284.00	420.00	178.50	100.50
16	34,000 .....	385.00	390.00	393.00	414.00	394.00	466.00	310.00	450.00	191.00	107.00
17	36,000 .....	415.00	400.00	416.00	444.00	417.00	508.00	334.00	480.00	203.50	113.50
18	38,000 .....	445.00	410.00	439.00	475.00	440.00	552.00	360.00	510.00	216.00	120.00
19	40,000 .....	470.00	420.00	462.00	505.00	463.00	596.00	384.00	540.00	228.50	126.50
20	42,000 .....	495.00	430.00	485.00	538.00	486.00	640.00	409.00	575.00	241.00	133.00
21	44,000 .....	545.00	440.00	508.00	—	509.00	—	—	615.00	253.50	139.50
22	46,000 .....	600.00	450.00	531.00	—	532.00	—	—	660.00	266.00	146.00
23	48,000 .....	660.00	460.00	554.00	—	555.00	—	—	710.00	278.50	152.50
24	50,000 .....	720.00	470.00	577.00	—	578.00	—	—	765.00	291.00	159.00
25	52,000 .....	—	—	600.00	—	601.00	—	—	825.00	303.50	—
26	54,000 .....	—	—	623.00	—	624.00	—	—	890.00	316.00	—
27	56,000 .....	—	—	644.00	—	647.00	—	—	955.00	328.50	—
28	58,000 .....	—	—	669.00	—	670.00	—	—	1,020.00	341.00	—
29	60,000 .....	—	—	692.00	—	693.00	—	—	1,085.00	353.50	—
30	62,000 .....	—	—	715.00	—	716.00	—	—	1,150.00	366.00	—
31	64,000 .....	—	—	738.00	—	739.00	—	—	1,215.00	378.50	—
32	66,000 .....	—	—	761.00	—	762.00	—	—	1,280.00	391.00	—
33	68,000 .....	—	—	784.00	—	785.00	—	—	1,345.00	403.50	—
34	70,000 .....	—	—	807.00	—	803.00	—	—	1,410.00	416.00	—
35	72,000 .....	—	—	828.00	—	831.00	—	—	1,475.00	428.50	—
36	74,000 .....	—	—	850.00	—	849.00	—	—	1,540.00	441.00	—
37	76,000 .....	—	—	—	—	—	—	—	—	—	—

See footnote(s) at end of table.



TABLE 8. Annual Licence Fees  
TRUCKS

Saskatchewan			Alberta <sup>1</sup>			British Columbia <sup>2</sup>	No.
A, D	C	F (Farm)	PS, E, CV		U, X, F	Commercial vehicles	
			Trucks and tractors	Trailers (per axle)			
dollars							
25.00	15.00	14.00	40.00	20.00	15.00	20.00	1
50.00	25.00	17.00	50.00	35.00	20.00	30.00	2
75.00	50.00	20.00	65.00	60.00	25.00	50.00	3
75.00	50.00	20.00	75.00	105.00	25.00	75.00	4
100.00	55.00	23.00	85.00	160.00	25.00	95.00	5
125.00	60.00	26.00	100.00	220.00	35.00	115.00	6
150.00	65.00	29.00	120.00	300.00	35.00	135.00	7
175.00	70.00	32.00	140.00	300.00	35.00	155.00	8
200.00	75.00	35.00	160.00	—	35.00	175.00	9
225.00	80.00	38.00	180.00	—	35.00	195.00	10
250.00	90.00	38.00	200.00	—	35.00	215.00	11
275.00	100.00	38.00	230.00	—	35.00	235.00	12
305.00	110.00	38.00	260.00	—	35.00	255.00	13
335.00	120.00	—	290.00	—	35.00	280.00	14
365.00	130.00	—	320.00	—	35.00	305.00	15
395.00	140.00	—	350.00	—	35.00	330.00	16
425.00	150.00	—	390.00	—	35.00	355.00	17
460.00	160.00	—	430.00	—	35.00	380.00	18
500.00	170.00	—	470.00	—	35.00	405.00	19
540.00	180.00	—	—	—	—	430.00	20
580.00	190.00	—	—	—	—	455.00	21
625.00	200.00	—	—	—	—	480.00	22
670.00	210.00	—	—	—	—	505.00	23
720.00	220.00	—	—	—	—	530.00	24
780.00	230.00	—	—	—	—	555.00	25
850.00	240.00	—	—	—	—	580.00	26
920.00	250.00	—	—	—	—	605.00	27
990.00	260.00	—	—	—	—	630.00	28
1,070.00	270.00	—	—	—	—	655.00	29
1,150.00	280.00	—	—	—	—	680.00	30
1,230.00	290.00	—	—	—	—	705.00	31
1,310.00	300.00	—	—	—	—	730.00	32
1,390.00	310.00	—	—	—	—	755.00	33
1,480.00	320.00	—	—	—	—	780.00	34
1,570.00	330.00	—	—	—	—	805.00	35
1,660.00	340.00	—	—	—	—	830.00	36
—	—	—	—	—	—	855.00	37

**TABLE 8. Annual Licence Fees - Concluded**  
**TRUCKS**

Tare weight <sup>1</sup>	Quebec <sup>4,9</sup>	
	Commercial vehicles L, F	N (Farm)
pounds	dollars	
3,000 .....	46.00	31.00
3,500 .....	53.50	36.00
4,000 .....	61.00	41.00
4,500 .....	68.50	46.00
5,000 .....	76.00	51.00
5,500 .....	89.75	56.00
6,000 .....	103.50	61.00
6,500 .....	117.25	66.00
7,000 .....	131.00	71.00
7,500 .....	144.75	76.00
8,000 .....	158.50	81.00
8,500 .....	172.25	86.00
9,000 .....	186.00	91.00
9,500 .....	199.75	96.00
10,000 .....	213.50	101.00
10,500 .....	227.25	106.00
11,000 .....	241.00	111.00
11,500 .....	254.75	116.00
12,000 .....	268.50	121.00
12,500 .....	282.25	126.00
13,000 .....	296.00	131.00
13,500 .....	309.75	136.00
14,000 .....	323.50	141.00

<sup>1</sup> All provinces except Newfoundland, Nova Scotia, Quebec, Ontario and Alberta licence tractor trailer combinations by combined gross vehicle weight—

**Newfoundland:** Special permit required for single axle vehicles over 24,000 lb. and tandem axle vehicles over 30,000 lb. gross vehicle weight.

**Nova Scotia:** Fees are the same for trucks and trailers of the same gross vehicle weight over 4,000 lb. Trailer fees up to 32,000 lb. gross vehicle weight only. Fee for initial certificate of registration of \$3.00 is not included. Restricted farm truck licence is approximately 1/6 commercial fee shown.

**Quebec:** Each unit of a tractor trailer combination is licensed separately by tare weight.

**Ontario:** Truck tractors are licensed separately from trailers and semi-trailers. Therefore, it is necessary to combine the fees based on gross vehicle weight for each unit to obtain comparable fees. Uninsured Motor Vehicle fee of \$25.00 is not included. Quarterly licensing is available for commercial motor vehicles and trailers.

**Alberta:** Tractor trailer combinations may be licensed as a unit or separately. Licence fees for PS, E and CV trailers are based on a fee for each axle according to gross weight. (Fee for trailers operating under U, F and X classifications). Motor vehicle accident claims fund fee of \$1.00, payable each year with vehicle licence fee, is not included.

<sup>2</sup> Includes \$1.00 for licence plates and \$1.00 for annual certificate of registration. (Fee for initial registration certificate is \$3.50).

<sup>3</sup> The minimum gross weight shall not be less than twice the unladen weight of the vehicle unless this amounts to over 24,000 lb. for a two axle vehicle and 36,000 lb. for a three axle vehicle. Restricted farm truck licence is 1/2 commercial fee shown.

<sup>4</sup> Motor Vehicle Accident Claims Fund fee of 50 cents, payable each year with vehicle licence fee, is not included.

<sup>5</sup> A special schedule of fees is applicable for Public Service Vehicles and Commercial Trucks used only for the transportation of milk and cream.

<sup>6</sup> Initial year registration fee of \$5.00 is not included.

<sup>7</sup> Fee for the minimum gross weight of 5,000 lb.

<sup>8</sup> Includes \$1.00 for licence plates. If the motor vehicle is propelled by any power other than gasoline, the licence fee is increased by thirty cents for every hundred pounds or fraction thereof (tare weight).

<sup>9</sup> Farm trucks weighing 8,000 lb. or more are licensed as commercial vehicles; weight limitations abolished for farm trucks having no more than 3 axles.



**TABLE 9. Annual Carrier (For-hire) Licence Fees  
TRUCKS**

[illegible]

See footnote(s) at end of table.

**TABLE 9. Annual Carrier (For-hire) Licence Fees - Concluded**  
**TRUCKS**

Quebec <sup>4</sup>			
Based on tare weight		Based on L or RL licence fee	
Tare weight	Quebec carrier permit fee L or RL	If L or RL licence costs (not including \$1.00 fee for licence plate)	Carrier permit fee
pounds	dollars	dollars	dollars
3,000 .....	8.50	80.00 or less .....	8.50
3,500 .....	8.50	81.00 - 90.00 .....	11.50
4,000 .....	8.50	91.00 - 100.00 .....	12.50
4,500 .....	8.50	101.00 - 110.00 .....	13.50
		111.00 - 120.00 .....	14.50
		121.00 - 130.00 .....	16.50
5,000 .....	8.50		
5,500 .....	11.50	131.00 - 140.00 .....	18.50
6,000 .....	13.50	141.00 - 150.00 .....	20.50
6,500 .....	14.50	151.00 - 160.00 .....	22.50
		161.00 - 170.00 .....	24.50
		171.00 - 180.00 .....	26.50
		181.00 - 190.00 .....	28.50
7,000 .....	16.50		
7,500 .....	20.50	191.00 - 200.00 .....	30.50
8,000 .....	22.50	201.00 - 210.00 .....	32.50
8,500 .....	26.50	211.00 - 220.00 .....	34.50
		221.00 - 230.00 .....	36.50
		231.00 - 240.00 .....	38.50
		241.00 - 250.00 .....	42.50
9,000 .....	28.50		
9,500 .....	30.50	251.00 - 260.00 .....	46.50
10,000 .....	34.50	261.00 - 270.00 .....	50.50
10,500 .....	36.50	271.00 - 280.00 .....	54.50
		281.00 - 290.00 .....	58.50
		291.00 - 300.00 .....	62.50
11,000 .....	38.50	301.00 - 310.00 .....	66.50
11,500 .....	46.50	311.00 - 320.00 .....	70.50
12,000 .....	50.50		
12,500 .....	58.50	321.00 - 330.00 .....	74.50
		331.00 - 340.00 .....	78.50
		341.00 - 350.00 .....	82.50
13,000 .....	62.50	351.00 - 360.00 .....	86.50
13,500 .....	66.50	361.00 - 370.00 .....	90.50
		371.00 - 380.00 .....	94.50
14,000 .....	74.50	381.00 or more .....	100.50

<sup>1</sup> Rates are effective as at June 1, 1968.

<sup>2</sup> Fees do not apply to a motor carrier who carries on his activities as a carrier of freight for gain with two 2-axle freight vehicles or less.

<sup>3</sup> Truck tractors are licensed separately from trailers and semi-trailers. Therefore, it is necessary to combine the fees for each unit to obtain comparable fees.

<sup>4</sup> Quebec Transportation Board permit fee is based directly on the cost of the "L" or "RL" licence fee.

TABLE 10. Annual Licence Fees  
BUSES

Gross vehicle weight	Newfound- land <sup>1</sup>	Prince Edward Island <sup>2</sup>	Nova Scotia	New Brunswick
pounds	dollars			
4,000 .....	22.00	18.00	29.00	19.00
6,000 .....	33.00	30.00	40.00	30.00
8,000 .....	48.00	46.00	62.00	47.00
10,000 .....	70.00	67.00	83.00	68.00
12,000 .....	90.00	86.00	105.00	87.00
14,000 .....	110.00	100.00	129.00	108.00
16,000 .....	150.00	122.00	156.00	131.00
18,000 .....	185.00	146.00	184.00	156.00
20,000 .....	220.00	182.00	214.00	193.00
22,000 .....	240.00	211.00	240.00	223.00
24,000 .....	260.00	242.00	269.00	267.00
26,000 .....	280.00	275.00	299.00	302.00
28,000 .....	300.00	310.00	326.00	325.00
30,000 .....	325.00	347.00	356.00	348.00
32,000 .....	355.00	370.00	385.00	371.00
34,000 .....	385.00	393.00	414.00	394.00
36,000 .....	415.00	416.00	475.00	417.00
38,000 .....	445.00	439.00	—	—
40,000 .....	470.00	462.00	—	—
42,000 .....	495.00	485.00	—	—
School buses .....	} same as commercial vehicles	1.00	—	31.00
Buses owned by municipality .....		2.00	—	6.00 <sup>3</sup>
	Ontario <sup>4</sup>	Alberta <sup>5</sup>	British Columbia <sup>6</sup>	
	dollars			
4,000 .....	20.00 <sup>7</sup>	15.00	20.00	
6,000 .....	37.00	20.00	30.00	
8,000 .....	55.00	25.00	50.00	
10,000 .....	73.00	25.00	75.00	
12,000 .....	91.00	25.00	95.00	
14,000 .....	110.00	35.00	115.00	
16,000 .....	129.00	35.00	135.00	
18,000 .....	148.00	35.00	155.00	
20,000 .....	167.00	35.00	175.00	
22,000 .....	186.00	35.00	195.00	
24,000 .....	205.00	35.00	215.00	
26,000 .....	225.00	35.00	235.00	
28,000 .....	247.00	35.00	255.00	
30,000 .....	270.00	35.00	280.00	
32,000 .....	294.00	35.00	305.00	
34,000 .....	319.00	35.00	330.00	
36,000 .....	348.00	35.00	355.00	
38,000 .....	377.00	35.00	380.00	
40,000 .....	406.00	—	405.00	
42,000 .....	435.00	—	430.00	
School buses .....	—	2.00	2.00	
Buses owned by municipality .....	2.00 <sup>8</sup>	1.00	2.00	

See footnote(s) at end of table.



TABLE 10. Annual Licence Fees - Concluded  
BUSES

Tare weight	Quebec A <sup>9</sup>	Wheel base	Manitoba <sup>5</sup>						
	dollars		dollars						
Pounds:		Inches:							
4,000 .....	61.00	100 .....	9.00						
5,000 .....	76.00	110 .....	14.00						
6,000 .....	91.00	120 .....	19.00						
7,000 .....	106.00	130 .....	24.00						
8,000 .....	121.00								
9,000 .....	136.00	140 .....	29.00						
10,000 .....	151.00	150 .....	34.00						
11,000 .....	166.00	160 .....	39.00						
12,000 .....	181.00	170 .....	44.00						
13,000 .....	196.00								
14,000 .....	211.00	180 .....	49.00						
15,000 .....	226.00	190 .....	54.00						
16,000 .....	241.00	200 .....	59.00						
17,000 .....	256.00	210 .....	64.00						
18,000 .....	271.00								
19,000 .....	286.00	220 .....	69.00						
20,000 .....	301.00	230 .....	74.00						
School buses .....	2.50	240 .....	79.00						
		250 .....	84.00						
Saskatchewan									
Model year									
1952 and prior			1953 to 1958	1959 and over					
Fee	Insur- ance	Total	Fee	Insur- ance	Total	Fee	Insur- ance	Total	
Class "B" <sup>10</sup> outside the corporate limits of a city or charter operations									
dollars									
Passenger seating capacity:									
8 or under .....	125.00	46.00	171.00	125.00	51.00	176.00	125.00	56.00	181.00
8 to 15 .....	175.00	115.00	290.00	175.00	120.00	295.00	175.00	125.00	300.00
15 to 25 .....	250.00	175.00	425.00	250.00	180.00	430.00	250.00	195.00	445.00
Over 25 .....	350.00	235.00	585.00	350.00	240.00	590.00	350.00	259.00	609.00
Class "L" operated within an area not exceeding 15 miles radius from the owner's headquarters									
dollars									
Passenger seating capacity:									
8 or under .....	35.00	94.00	129.00	35.00	99.00	134.00	35.00	104.00	139.00
15 to 25 .....	35.00	136.00	171.00	35.00	146.00	181.00	35.00	160.00	195.00
Over 25 .....	35.00	189.00	224.00	35.00	193.00	228.00	35.00	214.00	249.00

<sup>1</sup> Vehicle weight is based on manufacturers' maximum gross weight.<sup>2</sup> Includes \$1.00 for licence plates and \$1.00 for annual certificate of registration. (Fee for initial registration certificate is \$3.50). Gross vehicle weight is based on unladen weight plus 140 lb. for each passenger seat.<sup>3</sup> Annual fee payable for the registration of buses operating under a franchise granted by a municipality or by one or more adjoining municipalities, and only within the said municipality or municipalities.<sup>4</sup> Gross vehicle weight is based on the unladen weight plus the carrying capacity determined by multiplying the seating capacity by 135 lb. The carrying capacity of a school bus is determined by multiplying the seating capacity by 90 lb.<sup>5</sup> Motor Vehicle Accident Claims Fund fees of 50 cents in Manitoba and \$1.00 in Alberta, payable each year with vehicle licence fee, are not included.<sup>6</sup> Initial year registration fee of \$5.00 is not included in fees shown. Gross vehicle weight is calculated at net weight plus 175 lb. for each passenger seat and driver.<sup>7</sup> Fee for the minimum gross vehicle weight of 5,000 lb.<sup>8</sup> Excludes motor buses operated by a commission on behalf of a municipality (must pay full fee).<sup>9</sup> Fees shown include \$1.00 for licence plates. If the motor vehicle is propelled by any power other than gasoline, the commercial licence fee is increased by thirty cents for every hundred pounds or fraction thereof (tare weight).<sup>10</sup> Where the operations of a passenger motor vehicle are to be confined to a route within fifteen miles of its headquarters, the annual licence fee shall be reduced by half.

TABLE 11. Annual Carrier (For-hire) Licence Fees and Taxes  
BUSES

	New- found- land	Prince Edward Island	Nova Scotia	New Brunswick	Quebec	Ontario	Manitoba <sup>1</sup>	Saskatchewan	Alberta	British Columbia <sup>2</sup>
	dollars									
Carrier licensing fees:										
Flat fee:										
Commercial bus .....	—	—	10.00	—	—	—	—	—	—	—
School bus .....	—	—	5.00	—	—	—	—	—	—	—
Seating capacity fee:										
12 seats .....	—	50.00	—	—	—	—	50.00	—	—	42.00
15 " .....	—			—	—	—	56.00	—	—	42.00
20 " .....	—			—	—	—	66.00	—	—	42.00
25 " .....	—	100.00	—	—	—	—	76.00	—	—	48.00
30 " .....	—			—	—	—	86.00	—	—	48.00
35 " .....	—			—	—	—	96.00	—	—	48.00
40 " .....	—			—	—	—	106.00	—	—	48.00
45 " .....	—			—	—	—	116.00	—	—	48.00
50 " .....	—			—	—	—	126.00	—	—	48.00
Based on "A" licence fee: <sup>3</sup>										
\$ 80 .....	—	—	—	—	8.50	—	—	—	—	—
100 .....	—	—	—	—	12.50	—	—	—	—	—
120 .....	—	—	—	—	14.50	—	—	—	—	—
140 .....	—	—	—	—	18.50	—	—	—	—	—
160 .....	—	—	—	—	22.50	—	—	—	—	—
180 .....	—	—	—	—	26.50	—	—	—	—	—
200 .....	—	—	—	—	30.50	—	—	—	—	—
220 .....	—	—	—	—	34.50	—	—	—	—	—
240 .....	—	—	—	—	38.50	—	—	—	—	—
260 .....	—	—	—	—	46.50	—	—	—	—	—
280 .....	—	—	—	—	54.50	—	—	—	—	—
300 .....	—	—	—	—	62.50	—	—	—	—	—
320 .....	—	—	—	—	70.50	—	—	—	—	—
340 .....	—	—	—	—	78.50	—	—	—	—	—
360 .....	—	—	—	—	86.50	—	—	—	—	—
380 .....	—	—	—	—	94.50	—	—	—	—	—
381 or more .....	—	—	—	—	100.50	—	—	—	—	—
Mileage taxes:										
Seat mile .....	—	—	—	—	—	—	—	—	—	—
Hard surfaced roads outside city .....	—	—	—	—	—	—	—	—	1/15¢ per passenger seat mile	—
Gravel roads outside city .....	—	—	—	—	—	—	—	—	2/45¢ per passenger seat mile	—
Class A highway .....	—	—	—	—	—	3¢ per 100 passenger miles	—	—	—	—
Class B highway .....	—	—	—	—	—	2¢ per 100 passenger miles	—	—	—	—
Certificate fee for route operated .....	—	—	—	—	—	—	—	—	1.00	—

<sup>1</sup> Fee is based on a minimum of \$50.00 for up to 12 seats and \$2.00 for each additional seating space in excess of 12, plus fees eg. in Table 10.<sup>2</sup> Fee is based on authorized seated carrying capacity (excluding driver). Up to five passengers \$24.00, six to ten \$30.00, eleven to twenty \$48.00, over twenty passengers \$72.00.<sup>3</sup> Quebec Autobus "A" licence actually increases at intervals of \$10.00 (list shown is not in full detail).

**TABLE 12. Fees and Taxes for Selected Motor Vehicles**  
**PRIVATE PASSENGER CARS AND PUBLIC INTERCITY BUSES**

No.		Private—small passenger car			Private—medium passenger car		
	<b>Class of vehicle</b>						
1	Horse power .....	14.7			30.4		
2	Cylinders .....	4			6		
3	Wheel base ..... ins.	94.5			115		
4	Tare weight ..... lb.	1,770			3,300		
5	Gross vehicle weight .....	—			—		
6	Seating capacity .....	4			5		
	Assumed:						
7	Annual mileage travelled .....	8,000			8,000		
8	Average miles per gallon .....	30			20		
9	Annual motor fuel consumption ..... gals.	267			400		
10	Annual seat miles .....	—			—		
		Annual licence fee <sup>1</sup>	Est. annual fuel tax <sup>3</sup> (gasoline)	Total	Annual licence fee <sup>1</sup>	Est. annual fuel tax <sup>3</sup> (gasoline)	Total
	<b>Province</b>						
11	Newfoundland ..... \$	18.00	66.75	84.75	20.00	100.00	120.00
12	Prince Edward Island ..... \$	17.00	56.07	73.07	21.00	84.00	105.00
13	Nova Scotia ..... \$	18.00	56.07	74.07	33.00	84.00	117.00
14	New Brunswick ..... \$	21.70	53.40	75.10	37.00	80.00	117.00
15	Quebec ..... \$	21.00	50.73	71.73	34.00	76.00	110.00
16	Ontario ..... \$	20.00	48.06	68.06	27.50	72.00	99.50
17	Manitoba ..... \$	11.75	45.39	57.14	21.50	68.00	89.50
18	Saskatchewan ..... \$	14.00	50.73	64.73	20.00	76.00	96.00
19	Alberta ..... \$	16.00	40.05	56.05	21.00	60.00	81.00
20	British Columbia ..... \$	14.40	34.71	49.11	22.50	52.00	74.50

<sup>1</sup> Gross vehicle weight varies according to method used by each province to compute it. (See footnote(s) Table 10).

<sup>2</sup> Includes fixed charges such as licence plate fees.

<sup>3</sup> See Table 6 for rates.

<sup>4</sup> Represents Quebec Transportation Board carrier permit fee. Board fees of \$34.00 are charged on each unit separately.

<sup>5</sup> If the motor vehicle is propelled by any power other than gasoline, the commercial licence fee is increased by the sum of thirty cents for every hundred pounds thereof (tare weight).



**TABLE 12. Fees and Taxes for Selected Motor Vehicles**  
**PRIVATE PASSENGER CARS AND PUBLIC INTERCITY BUSES**

Private—large passenger car			Public intercity medium bus (gasoline)			Public intercity large bus (diesel)			No.	
51.2			33.75			40.81			1	
8			8			8			2	
127.5			153			240			3	
4,500			11,500			14,000			4	
—			16,000 <sup>1</sup>			20,000 <sup>1</sup>			5	
6			30			40			6	
8,000			35,000			45,000			7	
15			6			7			8	
533			5,833			6,429			9	
—			1,050,000			1,800,000			10	

Annual licence fee <sup>2</sup>	Est. annual fuel tax <sup>3</sup> (gasoline)	Total	Annual licence fee <sup>2</sup>	Additional carrier fees	Est. annual fuel tax <sup>3</sup> (gasoline)	Total	Annual licence fee <sup>2</sup>	Additional carrier fees	Est. annual fuel tax <sup>3</sup> (diesel)	Total	
22.00	133.25	155.25	150.00	11.52	1,458.25	1,619.77	220.00	14.40	1,607.25	1,841.65	11
31.00	111.93	142.93	122.00	420.00	1,224.93	1,766.93	182.00	720.00	1,350.09	2,252.09	12
45.00	111.93	156.93	156.00	10.00	1,224.93	1,390.93	214.00	10.00	1,735.83	1,959.83	13
49.00	106.60	155.60	131.00	—	1,166.60	1,297.60	193.00	—	1,478.67	1,671.67	14
46.00	101.27	147.27	173.50	26.00 <sup>4</sup>	1,108.27	1,307.77	253.00 <sup>5</sup>	46.00 <sup>4</sup>	1,607.25	1,906.25	15
35.00	95.94	130.94	129.00	262.50 <sup>6</sup>	1,049.94	1,441.44	167.00	450.00 <sup>6</sup>	1,542.96	2,157.96	16
28.00	90.61	118.61	34.50	86.00	991.61	1,112.11	79.50	106.00	1,285.80	1,471.30	17
26.00	101.27	127.27	350.00	—	1,108.27	1,458.27	350.00	—	1,350.09	1,700.09	18
26.00	79.95	105.95	36.00	554.17 <sup>7</sup>	874.95	1,465.12	36.00	950.00 <sup>7</sup>	1,092.93	2,078.93	19
31.50	69.29	100.79	135.00	48.00	758.29	941.29	175.00	48.00	964.35	1,187.35	20

<sup>6</sup> Fees shown are based on half the estimated passenger seat miles shown above calculated at Class A Highway rates and the other half at Class B Highway rates (See Table 11).

<sup>7</sup> Carrier fees based on estimated seat miles shown above and calculated as follows: Five per cent of seat miles estimated to be inside cities and therefore not taxable. Remaining seat miles were divided equally between hard surfaced roads at 1/15¢ per passenger seat mile and gravel surfaced roads at 2/45¢.

**TABLE 13. Fees and Taxes for Selected Motor Vehicles  
FOR-HIRE INTERCITY TRUCKS AND TRACTOR TRAILER COMBINATIONS**

No.	Class of vehicle	Small truck			
		Annual licence fee <sup>1</sup>	Additional carrier fees	Estimated annual fuel tax <sup>2</sup> (gasoline)	Total
1	Tare weight ..... lb.			5,500	
2	Gross vehicle weight ..... "			12,000	
3	No. of axles .....			2	
Assumed:					
4	Annual mileage travelled .....			10,000	
5	Average miles per gallon .....			9.4	
6	Annual motor fuel consumption ..... gals.			1,064	
7	Annual ton miles .....			18,000	
Province					
8	Newfoundland ..... \$	90.00	8.64	266.00	364.64
9	Prince Edward Island ..... \$	86.00	20.00	223.44	329.44
10	Nova Scotia ..... \$	105.00	15.00	223.44	343.44
11	New Brunswick ..... \$	87.00	20.00	212.80	319.80
12	Quebec ..... \$	89.75	11.00 <sup>3</sup>	202.16	302.91
13	Ontario <sup>6</sup> ..... \$	94.00	36.00	191.52	321.52
14	Manitoba <sup>7</sup> ..... \$	120.50	—	180.88	301.38
15	Saskatchewan <sup>8</sup> ..... \$	100.00	—	202.16	302.16
16	Alberta <sup>9</sup> ..... \$	86.00	—	159.60	245.60
17	British Columbia <sup>10</sup> ..... \$	95.00	27.00	138.32	260.32
Class of vehicle		Tractor (gasoline)	Semi-trailer	Combination	
18	Tare weight ..... lb.	8,500	7,000	15,500	
19	Gross vehicle weight ..... "	20,000	16,000	36,000	
20	No. of axles .....	2	1	3	
Assumed:					
21	Annual mileage travelled .....		36,000		
22	Average miles per gallon .....		5.6		
23	Annual motor fuel consumption ..... gals.		6,429		
24	Annual ton miles .....		170,000		
Province					
25	Newfoundland ..... \$	360.00 <sup>4</sup>	25.92	1,607.25	1,993.17
26	Prince Edward Island ..... \$	416.00	35.00	1,350.09	1,801.09
27	Nova Scotia ..... \$	370.00	48.00	1,350.09	1,768.09
28	New Brunswick ..... \$	417.00	30.00	1,285.20	1,732.20
29	Quebec ..... \$	302.75	42.00 <sup>5</sup>	1,221.51	1,566.26
30	Ontario <sup>6</sup> ..... \$	310.00	113.00	1,157.22	1,580.22
31	Manitoba <sup>7</sup> ..... \$	480.50	—	1,092.93	1,573.43
32	Saskatchewan <sup>8</sup> ..... \$	425.00	—	1,221.51	1,646.51
33	Alberta <sup>9</sup> ..... \$	461.00	—	964.35	1,425.35
34	British Columbia <sup>10</sup> ..... \$	355.00	42.00	835.77	1,232.77

<sup>1</sup> Includes fixed charges such as licence plate fees.

<sup>2</sup> See Table 6 for rates.

<sup>3</sup> Special permit required.

<sup>4</sup> Based on maximum gross vehicle weight allowed of 52,000 lb.

<sup>5</sup> Represents Quebec Transportation Board carrier permit fee. Board fees of \$34.06 are charged on each unit separately.

<sup>6</sup> The highest carrier fee has been used for these examples. See Table 9.

**TABLE 13. Fees and Taxes for Selected Motor Vehicles**  
**FOR-HIRE INTERCITY TRUCKS AND TRACTOR TRAILER COMBINATIONS**

Medium truck				Large truck				No.
8,500 20,000 2				16,500 32,000 3				1 2 3
12,000 8.1 1,481 28,000				24,000 5.0 4,800 90,000				4 5 6 7
Annual licence fee <sup>1</sup>	Additional carrier fees	Estimated annual fuel tax <sup>2</sup> (gasoline)	Total	Annual licence fee <sup>1</sup>	Additional carrier fees	Estimated annual fuel tax <sup>2</sup> (gasoline)	Total	
220.00	14.40	370.25	604.65	355.00 <sup>3,4</sup>	23.04	1,200.00	1,578.04	8
182.00	20.00	311.01	513.01	370.00	25.00	1,008.00	1,403.00	9
214.00	30.00	311.01	555.01	385.00	30.00	1,008.00	1,423.00	10
193.00	20.00	296.20	509.20	371.00	25.00	960.00	1,356.00	11
172.25	26.00 <sup>5</sup>	281.39	479.64	392.25	100.00 <sup>5</sup>	912.00	1,404.25	12
204.00	65.00	266.58	535.58	426.00	120.00	864.00	1,410.00	13
240.50	—	251.77	492.27	420.50	—	816.00	1,236.50	14
200.00	—	281.39	481.39	365.00	—	912.00	1,277.00	15
161.00	—	222.15	383.15	321.00	—	720.00	1,041.00	16
175.00	42.00	192.53	409.53	305.00	42.00	624.00	971.00	17
Tractor (diesel)		Semi-trailer			Combination			
10,000 24,000 2		9,000 26,000 2			19,000 50,000 4			18 19 20
		50,000 6.3 7,937 400,000						21 22 23 24
Annual licence fee <sup>1</sup>		Additional carrier fees		Estimated annual fuel tax <sup>2</sup> (diesel)		Total		
550.00 <sup>3,4</sup>		36.00		1,984.25		2,570.25		25
577.00		40.00		1,666.77		2,283.77		26
568.00		48.00		2,142.99		2,758.99		27
578.00		40.00		1,825.51		2,443.51		28
456.00 <sup>11</sup>		100.00 <sup>5</sup>		1,984.25		2,540.25		29
482.00		187.50		1,904.88		2,574.38		30
765.50		—		1,587.40		2,352.90		31
720.00		—		1,666.77		2,386.77		32
581.00		—		1,349.29		1,930.29		33
530.00		42.00		1,190.55		1,762.55		34

<sup>1</sup> Public Service Vehicle annual licence fees have been used for these examples.

<sup>3</sup> Class "A" annual licence fees have been used for these examples.

<sup>5</sup> Public Service Vehicle annual licence fees have been used for these examples.

<sup>10</sup> The highest carrier fees have been used for these examples. See Table 9.

<sup>11</sup> If the motor vehicle is propelled by any power other than gasoline, the commercial licence fee is increased by the sum of 30 cents for every hundred pounds thereof (tare weight).



TABLE 14. Operator's Licence and Provincial Motor Vehicle Accident Claims Fund Fees

	New-found-land	Prince Edward Island	Nova Scotia	New Brunswick	Quebec
Driver's licence:					
Fee .....	\$ 9.00	4.00	6.00	4.00	6.00
Term .....	3 years	2 years	3 years	2 years	2 years
Chauffeur's licence:					
Fee .....	\$ 1	7.00	7.00	4.00	6.00
Term .....	—	2 years	1 year	2 years	2 years
Motor Vehicle Accident Claims Fund fee:					
Based on:					
(a) Driver's licence .....	\$ —	—	—	6.00 <sup>2</sup>	—
(b) Chauffeur's licence .....	\$ —	—	—	6.00 <sup>2</sup>	—
(c) Motor vehicle licence .....	\$ 5	5	5	—	5
	Ontario	Manitoba	Saskatchewan	Alberta	British Columbia
Driver's licence:					
Fee .....	\$ 3.00	5.00	2.00	5.00	5.00
Term .....	3 years	2 years	1 year	5 years	5 years
Chauffeur's licence:					
Fee .....	\$ 3.00	7.50	3.00	1	3.00 <sup>4</sup>
Term .....	3 years	2 years	1 year	—	1 year
Motor Vehicle Accident Claims Fund fee:					
Based on:					
(a) Driver's licence .....	\$ 3.00 <sup>5</sup>	—	—	—	—
(b) Chauffeur's licence .....	\$ 3.00 <sup>5</sup>	—	—	—	—
(c) Motor vehicle licence .....	\$ 6	.50	—	6	5

<sup>1</sup> No separate licence.<sup>2</sup> Motor Vehicle Accident Claims Fund fee shown is for a two year term.<sup>3</sup> No Motor Vehicle Accident Claims Fund fees. Fund maintained by insurance companies.<sup>4</sup> Chauffeur's licence fee shown applies to a Class "A" licence which entitles the holder to drive and operate every kind of motor vehicle. Other fees as follows: Class "B" \$2.00 which entitles the holder to drive and operate any motor vehicle having a seating capacity not exceeding nine passengers, inclusive of the driver, and any motor vehicle used exclusively in the transporting of personal property. Class "C" \$1.00 which entitles the holder to drive and operate any motor vehicle used exclusively in the transporting of personal property.<sup>5</sup> Motor Vehicle Accident Claims Fund fee for three years.<sup>6</sup> Uninsured Motor Vehicle fee of \$25.00 in Ontario and \$20.00 in Alberta if vehicle is not insured.

**APPENDIX A**  
**Explanation of Licence Symbols**

Province	Licence symbol	Explanation
Newfoundland .....	F	American owned based vehicles.
	C	Commercial vehicles.
	T	Trailers.
	TR	Tractor licences for restricted industrial, mining or farm use.
	M	Road building (snow clearing etc.) equipment.
	PSV	Public service vehicles.
	MC	Motorcycle.
Prince Edward Island ..	R	Government Federal and Provincial Municipalities.
	MP	Vehicles authorized to operate within the province.
	V	
	MX	Vehicles authorized for extra provincial operation.
	V	
	MP	Vehicles authorized to operate extra-intra provincially.
	VX	
Nova Scotia .....	F	Freight operations in province only.
	L	Local service.
	SB	Specialty school bus service.
	P	Public passenger service.
	FX	Following the distinguishing number & letters identifies a vehicle operated under an Extra-Provincial Operating licence.
	PX	Passenger Extra-Provincial Public Passenger.
New Brunswick .....	C	Commercial vehicle expires March 31.
	X	Commercial vehicle expires June 30.
	F	Farm truck.
	A	Commercial vehicle expires September 30.
	B	Commercial vehicle expires December 31.
Quebec .....	A	Autobus.
	C	Farm tractors.
	F	Commercial vehicles.
	FX	Commercial vehicles for-hire (rental).
	L	Delivery vehicles.
	N	Farm trucks.
	R	Trailers.
	U	Farm trailers.
Ontario .....	A	Between places on King's Highway and other places named in licence.
	C	Only one consignor's goods at a time and only on a continuous trip from or to the place or places named in the licence.
	D	For the transportation of goods to or from the person named in the licence or operated exclusively for the transportation of a particular type of goods or class of freight designated in the licence.
	E	Exclusively for the transportation of milk and cream.
	F	Exclusively for the transportation of specific materials named in licence. (e.g. live-stock, sand, gravel, stone, cement, etc.)
	FS	Exclusively for the transportation of supplies named in licence for farm use (within area defined).
	H	For carriage of used furniture.
	K	Exclusively for the transportation of heavy equipment requiring special devices.
	FF	Freight-forwarder.

**APPENDIX A**  
**Explanation of Licence Symbols – Concluded**

Province	Licence symbol	Explanation
Manitoba .....	FT	Farm truck.
	T	Trucks operated in or within a 15 mile radius of an urban area and not for compensation on a regular route or within 10 miles of the metropolitan Winnipeg boundary.
	CT	Private truck operated on intercity routes carrying own goods.
	PSV	Public service truck operated on intercity routes.
	BUS PSV	Public service bus operated on intercity routes.
	LIV	Inter. municipal livery (i.e. country taxi).
	PSVX	Manitoba based with Extra Provincial Authority.
Saskatchewan .....	A	Public service trucks transporting any commodity (unless restricted) for compensation on a defined route or in a particular area according to certificate.
	L	City bus.
	C	Commercial trucks transporting specified commodities in defined areas.
	UL	Taxi.
	D	Commercial trucks transporting owners own goods provincially.
	SF	Special farm truck.
	F	Farm truck.
	R	Farm truck with added authorities.
	B	Public service (passenger) bus.
	SB	School bus.
	DR	Dealer.
Alberta .....	F	Farm truck.
	U	Public service truck operated in or within a 5 mile radius of point of registration or, as a personal conveyance, provincially.
	E	Public service trucks used for hauling commodities exempted from cargo insurance requirements.
	PS	Public service truck operated intercity.
	CV	Commercial truck operated intercity.
British Columbia .....	X	Commercial truck operated in or within a radius of 5 miles from point of registration, or provincially as a personal conveyance or in connection with a trade with 500 lb. limit for tools or equipment.
		Licence symbols abolished August, 1968.





STATISTICS CANADA LIBRARY  
BIBLIOTHÈQUE STATISTIQUE CANADA



1010701280