

Published by Authority of the Hon. James A. MACKINNON, M.P.,
Minister of Trade and Commerce.

DOMINION BUREAU OF STATISTICS
TRANSPORTATION AND PUBLIC UTILITIES BRANCH
OTTAWA

Dominion Statistician, R.H. Coats, LL.D., F.R.S.C., F.S.S. (Hon.)
Chief, Transportation and Public Utilities Branch, G.S. Wrong, B.Sc.

SUMMARY OF CANAL STATISTICS

FOR

DECEMBER

AND

SEASON OF NAVIGATION

1940

The United States locks at Sault Ste. Marie were closed December 15 and the Canadian lock on December 10, the Welland Ship Canal closed December 15 and the last vessel using the St. Lawrence reported on December 9. Some vessels entering the St. Lawrence Canal were unable to complete the transit because of ice and 18 vessels were tied up in the Soulange and Lachine Canals. St. Peter's Canal was open at the end of the year and the other canals were closed in November.

Sault Ste. Marie Canals - With a reduction in grain traffic, but a substantial increase in iron ore and coal, total freight through the locks during the season amounted to 89,853,413 tons. This tonnage was exceeded only in 1916 with 91,888,219 tons, in 1923 with 91,379,658 tons, and in 1929 with 92,622,017 tons. The low point in recent years was 20,480,873 tons in 1932 and last year's tonnage was 69,849,304 tons. Iron ore down bound amounted to 66,177,996 tons compared with 46,785,484 tons in 1939, and soft coal up bound increased 8,824,919 to 10,142,127 tons, wheat declined from 250,431,184 to 224,220,368 bushels, and other grains dropped from 87,010,473 to 63,130,145 bushels.

Welland Ship Canal - A new record was established on the Canal with 12,909,597 tons of freight using the locks. This was 1,182,044 tons or 9.5 per cent increase over 1939 tonnage, and 280,543 tons above the previous record made in 1938. This record was made despite a light movement of wheat which dropped from 2,696,804 tons in 1939 to 1,818,111 tons and large decreases in flour, barley, oats, rye, and other grains. The large increases were: soft coal, 913,893 tons; petroleum and other oils, 875,983 tons; corn 211,006 tons; iron, pig and bloom, 148,144 tons; coke, 131,872 tons; ore, other than copper and iron, 171,131 tons, and sand, gravel and stone, 130,010 tons.

St. Lawrence Canals - With a very light movement of grain, wood pulp, and gasoline, total traffic declined from 8,340,165 tons in 1939 to 7,479,617 tons, a decrease of 860,548 tons, or 10 per cent. Corn increased by 282,869 tons, but all other grains showed large decreases. Wheat was down by 902,280 tons, or 30,076,000 bushels, barley by 135,037 tons, oats by 79,511 tons, rye by 26,759 tons, other grains by 142,606 tons, flour by 39,761 tons and other mill products by 24,840 tons. Gasoline declined by 97,550 tons, wood pulp by 110,048 tons, coke by 19,392 tons and iron ore by 16,164 tons. Petroleum and other oils increased by 154,317 tons, iron and steel by 90,311 tons, hard coal by 87,344 tons, soft coal by 311,062 tons, and sand and gravel and stone by 30,347 tons.

Price per year 50 cents.


Sault Ste. Marie Canals

DECEMBER

EAST BOUND	1940		1939	
	Canadian Lock	Canadian & U.S. Locks	Canadian Lock	Canadian & U.S. Locks
Pulpwood	Cords
Lumber	M Ft. B.M.	1,020
Flour	Barrels	94,330	352,030	143,920
Wheat	Bushels	1,226,000	15,109,309	2,474,567
Other Grain	"	366,595	3,703,233	879,067
Copper	Short Tons	...	2,612	...
Iron Ore	" "	...	41,708	...
Pig Iron	" "	...	12,344	...
Structural Steel	" "	...	6,340	...
Stone	" "	300
Other Freight	" "	7,823	12,227	3,473
Total	" "	64,759	648,092	109,612
Passengers	Number	4	5	13
<u>WEST BOUND</u>				
Coal, soft	Short Tons	...	24,259	1,470
Coal, hard	" "
Coke	" "
Iron Ore	" "
Structural Steel	" "	2,499	2,727	131
Salt	" "	2,012	2,172	255
Oil and Gasoline	" "	321	652	2,180
Stone	" "	...	6,144	...
Other Freight	" "	9,717	19,321	7,193
Total	" "	14,649	55,572	11,229
Passengers	Number
Total Freight	Short Tons	79,408	703,664	120,841
Total Passengers	Number	4	5	13
Number of Vessels		56	237	94
Registered Tonnage Net		75,785	497,503	100,177

Welland Ship Canal:

		December 1940	December 1939
Vessels	No.	133	200
Registered Tonnage	Tons	205,413	334,211
Passengers	No.
Barley	Tons	5,376	840
Corn	"	3,640	23,566
Oats	"	4,258	7,404
Rye	"	1,643	...
Wheat	"	54,841	166,429
Flour	"	8,190	5,293
Gasoline	"	18,400	31,800
Petroleum & Other Oils	"	31,479	39,492
Sugar	"	2,294	1,294
Pulpwood	"
Autos and Parts	"	10	...
Paper	"	7,000	9,331
Wood Pulp	"
Soft Coal	"	36,255	93,718
Coke	"	2,127	1,800
Iron Ore	"
Sand	"	13,785	8,974
All other freight	"	20,284	13,817
Total Freight	"	209,582	403,758



St. Lawrence Canals:

		December 1940	December 1939
Vessels	No.	45	95
Registered Tonnage	Tons	18,591	57,494
Passengers	No.
Barley	Tons	...	1,280
Corn	"	...	7,546
Oats	"
Rye	"
Wheat	"	...	10,587
Flour	"
Gasoline	"
Petroleum & Other Oils	"	1,720	4,680
Sugar	"
Pulpwood	"
Autos and Parts	"	56	...
Paper	"	1,850	...
Wood Pulp	"
Hard Coal	"	8,064	...
Soft Coal	"	...	7,128
Sand	"
All Other Freight	"	1,259	1,540
Total Freight	"	12,949	32,761

		Ottawa River Canal		Ridesu Canal				
		1940	:	1939	:	1940	:	1939

Vessels	No.	...	:	...	:	...	:	...
Registered Tonnage	Tons	...	:	...	:	...	:	...
Passengers	No.	...	:	...	:	...	:	...
Total Freight	Tons	...	:	...	:	...	:	...

		Richelieu River Canal		Trent Canal	
--	--	-----------------------	--	-------------	--

Vessels	No.	...	:	...	:	...	:	...
Registered Tonnage	Tons	...	:	...	:	...	:	...
Passengers	No.	...	:	...	:	...	:	...
Total Freight	Tons	...	:	...	:	...	:	...

		Murray Canal		St. Peter's Canal	
--	--	--------------	--	-------------------	--

Vessels	No.	...	:	...	:	50	:	55
Registered Tonnage	Tons	...	:	...	:	4,603	:	5,726
Passengers	No.	...	:	...	:	1	:	...
Total Freight	Tons	...	:	...	:	3,245	:	3,736

		St. Andrew's Canal		All Canadian Canals	
--	--	--------------------	--	---------------------	--

Vessels	No.	...	:	...	:	284	:	264
Registered Tonnage	Tons	...	:	...	:	304,392	:	497,608
Passengers	No.	...	:	...	:	5	:	...
Total Freight	Tons	...	:	...	:	305,184	:	561,096

- 4 -
SUMMARY OF CANAL TRAFFIC

FOR SEASON OF NAVIGATION, 1940


Sault Ste. Marie Canal

		Season of Navigation			
		1940		1939	
		Canadian Lock	Canadian & U.S. Locks	Canadian Lock	Canadian & U.S. Locks
<u>EAST BOUND</u>					
Pulpwood	Cords	53,778	342,252	100,985	272,280
Lumber	M Ft. B.M.	509	23,868	48	15,817
Flour	Barrels	3,579,440	6,611,090	4,581,040	7,487,080
Wheat	Bushels	13,446,500	224,220,368	27,027,900	250,431,184
Other Grain	"	8,109,778	63,130,145	15,137,447	87,010,473
Copper	Short Tons	40	104,971	9,331	79,773
Iron Ore	" "	...	66,177,996	2,500	46,785,484
Pig Iron	" "	51,162	422,086	7,410	304,642
Structural Steel	" "	1,847	146,091	23,194	119,182
Stone	" "	47,740	48,940	20,610	24,945
Other Freight	" "	277,305	538,027	187,076	368,085
Total	" "	1,429,359	77,062,196	2,049,716	58,481,829
Passengers	Number	21,326	26,595	15,298	20,313
<u>WEST BOUND</u>					
Coal, Soft	Short Tons	38,493	10,142,127	166,056	8,824,919
Coal, Hard	" "	950	119,299	10,120	196,537
Coke	" "	3,934	3,934	14,895	14,895
Iron Ore	" "	125	45,207	150	20,707
Structural Steel	" "	21,417	65,144	20,666	66,545
Salt	" "	19,314	48,805	25,700	53,398
Oil and Gasoline	" "	109,810	1,047,636	140,551	1,012,868
Stone	" "	3,936	645,635	9,823	498,886
Other Freight	" "	328,133	678,430	338,092	678,720
Total	" "	526,112	12,796,217	726,053	11,367,475
Passengers	Number	10,338	26,212	9,065	20,100
Total Freight	Short Tons	1,955,471	89,858,413	2,775,769	69,849,304
Total Passengers	Number	31,664	52,807	24,363	40,503
Number of Vessels		3,557	20,837	3,327	17,073
Registered Tonnage Net		4,367,144	72,654,820	4,220,359	56,629,185

Welland Ship Canal


		Season of Navigation	
		1940	1939
Vessels	No.	6,650	8,063
Registered Tonnage	Tons	11,643,402	9,900,363
Passengers	No.	2,217	565
Barley	Tons	206,976	267,897
Corn	"	483,921	272,915
Oats	"	52,404	126,338
Rye	"	30,038	61,737
Flaxseed	"	43,178	39,005
Wheat	"	1,818,111	2,696,804
Other Grains	"	8,197	168,898
Flour	"	132,755	181,157
Hay and Straw	"	...	2
Other Mill Products	"	13,253	33,890
Fruit & Vegetables	"	384	...
Potatoes	"
Fish	"	...	1,794
Dressed Meats	"	68	120
Other Packing House Products - Tons.		1,500	...
All other Animal Products	"	79	...
Gasoline	Tons	606,342	549,706
Petroleum and other oil	"	1,583,976	707,993
Agricultural Implements	"	2,810	3,984
Cement, Bricks, Lime and Plaster	"	43,363	33,732
Iron, Pig and Bloom	"	216,662	68,518
Iron and steel, other	"	335,412	260,505
Sugar	"	114,339	98,827

Revised



Holland Ship Canal - Cont'd

		Season of Navigation	
		1 9 4 0	1 9 3 9
Salt	Tons	49,269	40,137
Beverages	"	7,879	5,891
Autos and Parts	"	39,624	49,206
Paper	"	222,421	223,455
Wood Pulp	"	18,350	173,450
Pulpwood	"	435,780	441,835
Logs, Posts, Poles, Piling	"	...	2,570
Firewood	"
Lumber Mill and Cooperage Stock	"	10,202	4,311
Other Forest Products	"
Hard Coal	"	22,204	37,123
Soft Coal	"	4,564,110	3,650,217
Coke	"	290,636	158,764
Copper Ore	"	9,184	11,693
Iron Ore	"	634,122	649,566
Other Ore	"	258,784	87,653
Sand, Gravel and Stone	"	220,434	90,424
All other Freight	"	432,830	527,456
Total	"	12,909,597	11,727,553
<hr/>			
<u>St. Lawrence Canals</u>			
Vessels	No.	8,793	9,359
Registered Tonnage	Tons	5,812,055	6,484,320
Passengers	No.	3,564	1,497
Barley	Tons	114,694	249,731
Corn	"	496,384	213,515
Oats	"	19,047	98,558
Rye	"	1,870	28,629
Flaxseed	"	28,447	34,677
Wheat	"	1,252,653	2,154,933
Other Grains	"	1,422	144,028
Flour	"	94,937	134,698
Hay and Straw	"	1,165	2,706
Other Mill Products	"	3,644	28,484
Fruit and Vegetables	"	1,003	14,179
Potatoes	"	...	30
Fish	"	301	21
Dressed Meats	"	253	277
Other Packing House Products	"	...	171
All other Animal Products	"	636	4,027
Gasoline	"	391,367	488,917
Petroleum and other oils	"	613,273	458,956
Agricultural Implements	"	4,489	5,053
Cement, Bricks, Lime and Plaster	"	495	5,870
Iron, Pig and bloom	"	31,342	30,657
Iron and steel, other	"	201,959	111,648
Sugar	"	100,106	125,118
Salt	"	48,870	41,437
Beverages	"	8,971	5,633
Autos and Parts	"	6,863	12,715
Paper	"	110,924	122,319
Wood Pulp	"	69,222	179,270
Pulpwood	"	546,529	542,435
Logs, Posts, Poles, Piling	"	12	...
Firewood	"	1,020	846
Lumber Mill & Cooperage Stock	"	58,612	36,861
Other Forest Products	"	...	175
Hard Coal	"	323,325	235,981
Soft Coal	"	2,114,509	1,803,447
Coke	"	92,015	111,407
Copper	"	...	1,493
Iron Ore	"	31,571	47,735
Other Ore	"	56,654	51,257
Sand, Gravel and Stone	"	224,424	194,077
All other Freight	"	426,629	618,194
Total	"	7,479,617	8,340,165



SEASON OF NAVIGATION, 1940.

		Ottawa River Canals		:	Rideau Canal	
		1940	1939	:	1940	1939
Vessels	No.	1,755	1,676		291	258
Registered Tonnage	Tons	370,765	346,225		4,815	5,478
Passengers	No.	2	...		8,359	2,835
Total Freight	Tons	317,412	301,671		1,310	2,009
		Richelieu River Canal		:	Trent Canal	
Vessels	No.	814	806		3,028	3,719
Registered Tonnage	Tons	134,923	107,815		63,882	72,908
Passengers	No.	134	418		22,860	29,287
Total Freight	Tons	114,821	111,677		25,075	28,385
		Murray Canal		:	St. Peter's Canal	
Vessels	No.	316	653		973	1,048
Registered Tonnage	Tons	24,029	21,120		66,648	104,897
Passengers	NO.	15	66		236	348
Total Freight	Tons	935	3,707		54,651	79,015
		St. Andrew's Canal		:	All Canadian Canals	
Vessels	No.	495	616		26,872	27,525
Registered Tonnage	Tons	55,391	72,595		22,548,054	21,336,280
Passengers	No.	3,129	3,411		72,177	62,790
Total Freight	Tons	16,779	20,526		22,875,668	23,391,077

TRAFFIC ON CANADIAN CANALS

1940

Canal	Vessels Number	Registered Tonnage	Passengers Number	Freight Tonnage Tons	Compared with 1939 (Increase +) (Decrease -)	
Sault Ste. Marie	3,557	4,367,144	31,664	1,955,471	-	820,298
Holland Ship	6,850	11,648,402	2,214	12,909,597	+	1,182,044
St. Lawrence	8,793	5,812,055	3,564	7,479,617	-	860,548
Richelieu River	814	134,923	134	114,821	+	3,144
St. Peter's	973	66,648	236	54,651	-	24,364
Murray	316	24,029	15	935	-	2,772
Ottawa River	1,755	370,765	2	317,412	+	15,741
Rideau	291	4,815	8,359	1,310	-	699
Trent	3,028	63,882	22,860	25,075	-	3,910
St. Andrew's	495	55,391	3,129	16,779	-	3,747
TOTAL	26,872	22,548,054	72,177	22,875,668	-	515,409

† Includes duplications and is affected by the proportion of the total traffic at Sault Ste. Marie using the Canadian lock.



1010702393

Faint, illegible text and numbers, likely a table or ledger, covering the majority of the page. The text is too light to transcribe accurately.