




54 001

DOMINION BUREAU OF STATISTICS
Transportation Division
OTTAWA



Published by Authority of the Rt. Hon. C. D. Howe, Minister of Trade and Commerce

20-4300

SUMMARY OF CANAL TRAFFIC

APRIL, 1950


With the season of navigation opening later than last year at Welland and Sault Ste. Marie, the tonnage of freight through all Canadian canals during April totalled 1,128,701 tons compared with 2,211,385 tons for the same month of 1949, when very early openings were recorded. Volume in April of 1948 was 969,089 tons and 822,309 tons in April, 1947. Sault Ste. Marie was open to traffic on April 23rd as against April 11th last year, while the Welland opened March 30th compared with March 15th one year earlier. However, the St. Lawrence was clear by April 10th as against April 14th. Vessel passages for all canals were 767 compared with 1,753 in April of 1949.

Sault Ste. Marie Canals - Canadian and United States Locks:- Due to the late opening and ice conditions in Lake Superior harbours only 144,382 tons of freight passed through the combined systems during April compared with a record 12,030,022 tons in April, 1949, and 8,464,763 tons in 1948. Very little wheat and grain and no iron ore moved eastbound while the westbound soft coal and other traffic was greatly reduced from the preceding April. Vessel passages numbered only 88 against 2,513 one year earlier.

Welland Ship Canal:- Total freight for the period amounted to 217,498 tons against 1,425,684 in the previous April and 669,653 tons in 1948. Some 423 vessels were locked through as compared with 712 in April, 1949. The small amounts passing in March are included with April totals each year. The grain movement was limited by the later opening at Sault Ste. Marie and was down sharply from April, 1949. However, the tonnage of soft coal rose from 433,786 to 469,921 tons as consumers strove to replace strike depleted stocks.

St. Lawrence Canals:- Despite a 4 day earlier opening, tonnage of freight eased from 511,244 tons in April last year to 285,457 tons with grain off sharply. Coal, petroleum, corn, ores, and other freight showed gains over the volume passing in the preceding April. Vessels numbered 263 against 546 last year.

The smaller canals reported lighter traffic except the Richelieu which showed 618 tons compared with 438 tons in April of 1949.




Sault Ste. Marie Canals:

		1 9 5 0		1 9 4 9	
		Canadian	Canadian &	Canadian	Canadian &
		Lock	U.S. Locks	Lock	U.S. Locks
<u>EAST BOUND</u>					
Pulpwood	Tons	-	-	7,050	14,922
Lumber	"	-	-	-	-
Flour	"	-	-	3,743	5,743
Wheat	"	-	10,410	128,977	1,282,978
Other Grain	"	-	-	31,607	372,660
Copper	"	-	-	-	-
Iron Ore	"	-	-	-	9,015,561
Scrap Iron	"	-	-	-	18,331
Structural Steel	"	-	6,697	-	11,116
Stone	"	-	-	460	460
Other Freight	"	2,757	8,588	18,374	26,798
Total	"	2,757	25,695	190,211	10,746,569
Passengers	Number	-	-	24	36
<u>WEST BOUND</u>					
Coal, soft	Tons	2,369	91,918	23,611	982,283
Coal, hard	"	-	-	-	8,100
Coke	"	-	-	-	-
Iron ore	"	-	-	-	7,555
Structural Steel	"	-	4,827	790	790
Salt	"	18	18	64	223
Oil and Gasoline	"	1,390	7,690	14,656	85,592
Stone	"	-	-	-	150,853
Other Freight	"	14,034	14,034	27,544	48,057
Total	"	17,811	118,687	66,665	1,283,453
Passengers	Number	1	2	12	43
Total Freight	Tons	20,568	144,382	256,876	12,030,022
Total Passengers	Number	1	2	36	79
Number of Vessels		23	88	298	2,513
Registered Tonnage	Net	29,176	261,970	475,157	10,390,595

Holland Ship Canal:

		April, 1950	April, 1949
Vessels	No.	423	712
Registered Tonnage	Tons	826,807	1,255,766
Passengers	No.	-	-
Barley	Tons	-	9,585
Corn	"	8,978	34,258
Oats	"	-	4,315
Rye	"	-	11,068
Wheat	"	24,321	381,616
Flour	"	1,194	-
Gasoline	"	106,533	125,009
Petroleum & Other Oils	"	109,059	255,479
Sugar	"	150	6,178
Pulpwood	"	-	-
Autos and Parts	"	480	343
Paper	"	19,673	27,491
Wood Pulp	"	2,271	-
Soft Coal	"	469,921	433,786
Coke	"	5,404	-
Iron Ore	"	-	25,700
Sand	"	22,000	20,700
All other freight	"	47,514	90,356
Total Freight	"	817,498	1,425,684



St. Lawrence Canals:

		<u>April, 1950</u>	<u>April, 1949</u>
Vessels	No.	263	546
Registered Tonnage	Tons	270,567	458,588
Passengers	No.	-	-
Barley	Tons	-	3,112
Corn	"	11,077	3,318
Oats	"	-	1,959
Eye	"	-	8,084
Wheat	"	31,530	223,259
Flour	"	532	-
Gasoline	"	22,045	52,200
Petroleum and other Oils	"	33,465	32,369
Sugar	"	475	5,799
Pulpwood	"	-	-
Autos and Parts	"	270	238
Paper	"	5,628	6,076
Wood Pulp	"	2,271	1,900
Hard Coal	"	2,876	-
Soft Coal	"	99,552	92,066
Sand	"	2,300	15,100
All other freight	"	43,636	65,764
Total Freight	"	285,457	511,244

		<u>Ottawa River Canal</u>		<u>Rideau Canal</u>		<u>Richelieu River Canal</u>	
		1950	1949	1950	1949	1950	1949
Vessels	No.	20	76	-	-	6	5
Registered Tonnage	Tons	5,652	17,539	-	-	798	981
Passengers	No.	-	-	-	-	-	-
Total Freight	Tons	4,100	13,980	-	-	618	438
Pleasure Craft		12	47	-	-	-	-

		<u>Trent Canal</u>		<u>Murray Canal</u>		<u>St. Peter's Canal</u>	
Vessels	No.	-	-	6	9	26	107
Registered Tonnage	Tons	-	-	3,426	3,659	898	6,373
Passengers	No.	-	-	-	-	-	-
Total Freight	Tons	-	-	-	250	460	2,913
Pleasure Craft		-	-	-	-	-	23

		<u>St. Andrew's Canal</u>		<u>All Canadian Canals</u>	
		1950	1949	1950	1949
Vessels	No.	-	-	767	1,753
Registered Tonnage	Tons	-	-	1,137,324	2,218,063
Passengers	No.	-	-	1	36
Total Freight	Tons	-	-	1,128,701	2,211,385
Pleasure Craft		-	-	12	73

STATISTICS CANADA LIBRARY
BIBLIOTHÈQUE STATISTIQUE CANADA



1010701878