


# Coastwise shipping statistics

Third quarter 1981



# Statistiques du cabotage

Troisième trimestre 1981



## Note

This and other government publications may be purchased from local authorized agents and other community bookstores or by mail order.

Mail orders should be sent to Publication Sales and Services, Statistics Canada, Ottawa, K1A 0V7, or to Publishing Centre, Supply and Services Canada, Ottawa, K1A 0S9.

Inquiries about this publication should be addressed to:

Surface and Marine Transport Section,

Transportation and Communications Division,

Statistics Canada, Ottawa, K1A 0V1 (telephone: 996-9274) or to a local Advisory Services office:

St. John's (Nfld.)	(772-4073)
Halifax	(426-5331)
Montréal	(283-5725)
Ottawa	(992-4734)
Toronto	(966-6586)
Winnipeg	(949-4020)
Regina	(359-5405)
Edmonton	(420-3027)
Vancouver	(666-3691)

Toll-free access to the regional statistical information service is provided in Nova Scotia, New Brunswick, and Prince Edward Island by telephoning 1-800-565-7192. Throughout Saskatchewan, the Regina office can be reached by dialing 1(112)800-667-3524, and throughout Alberta, the Edmonton office can be reached by dialing 1-800-222-6400.

## Nota

On peut se procurer cette publication, ainsi que toutes les publications du gouvernement du Canada, auprès des agents autorisés locaux, dans les librairies ordinaires ou par la poste.

Les commandes par la poste devront parvenir à Ventes et services de publications, Statistique Canada, Ottawa, K1A 0V7, ou à Imprimerie et édition, Approvisionnement et Services Canada, Ottawa, K1A 0S9.

Toutes demandes de renseignements sur la présente publication doivent être adressées à:

Section des transports de surface et maritimes,

Division des transports et des communications,

Statistique Canada, Ottawa, K1A 0V1 (téléphone: 996-9274) ou à un bureau local des Services consultatifs situé aux endroits suivants:

St. John's (T.-N.)	(772-4073)
Halifax	(426-5331)
Montréal	(283-5725)
Ottawa	(992-4734)
Toronto	(966-6586)
Winnipeg	(949-4020)
Regina	(359-5405)
Edmonton	(420-3027)
Vancouver	(666-3691)

On peut obtenir une communication gratuite avec le service régional d'information statistique de la Nouvelle-Écosse, du Nouveau-Brunswick et de l'Île-du-Prince-Édouard en composant 1-800-565-7192. En Saskatchewan, on peut communiquer avec le bureau régional de Regina en composant 1(112)800-667-3524, et en Alberta, avec le bureau d'Edmonton au numéro 1-800-222-6400.



## Statistics Canada

Transportation and Communications  
Division  
Surface and Marine Transport  
Section

# Coastwise shipping statistics

Third quarter 1981

## Statistique Canada

Division des transports et des  
communications  
Section des transports de  
surface et maritimes

# Statistiques du cabotage

Troisième trimestre 1981

Published under the authority of  
the Minister of Supply and  
Services Canada

Statistics Canada should be credited when  
reproducing or quoting any part of this document

© Minister of Supply  
and Services Canada 1982

June 1982  
5-3510-504

Price: Canada, \$6.00, \$24.00 a year  
Other Countries, \$7.20, \$28.80 a year

Catalogue 54-005, Vol. 1, No. 3

ISSN 0228-4405

Ottawa

Publication autorisée par  
le ministre des Approvisionnements et  
Services Canada

Reproduction ou citation autorisée sous réserve  
d'indication de la source: Statistique Canada

© Ministre des Approvisionnements  
et Services Canada 1982

Juin 1982  
5-3510-504

Prix: Canada, \$6.00, \$24.00 par année  
Autres pays, \$7.20, \$28.80 par année

Catalogue 54-005, vol. 1, n° 3

ISSN 0228-4405

Ottawa

## SYMBOLS

The following standard symbols are used in Statistics Canada publications:

- .. figures not available.
- ... figures not appropriate or not applicable.
- nil or zero.
- amount too small to be expressed.
- P preliminary figures.
- r revised figures.
- x confidential to meet secrecy requirements of the Statistics Act.

## SIGNES CONVENTIONNELS

Les signes conventionnels suivants sont employés uniformément dans les publications de Statistique Canada:

- .. nombres indisponibles.
- ... n'ayant pas lieu de figurer.
- néant ou zéro.
- nombres infimes.
- P nombres provisoires.
- r nombres rectifiés.
- x confidentiel en vertu des dispositions de la Loi sur la statistique relatives au secret.

**TABLE OF CONTENTS**

	Page
<b>Introduction</b>	v
Background	vi
Survey Objectives	vi
Survey Concepts	vi
Survey Universe	viii
Survey Methodology	viii
Reliability and Limitations of the Data	ix
Analysis	xii
<b>Chart</b>	
1. Cargo Tonnes Handled at Canadian Ports in Coastwise Shipping, by Province	xiv
2. Number of Ballast and Cargo Vessel Movements at Canadian Ports, in Coastwise Shipping, by Province	xv
<b>Table</b>	
1. Commodities Loaded and Unloaded at Canadian Ports in Coastwise Shipping, by Port	1
2. Cargoes Loaded at Canadian Ports in Coastwise Shipping, by Commodity and Geographic Area	31
3. Cargoes Unloaded at Canadian Ports in Coastwise Shipping, by Commodity and Geographic Area	35
4. Origin and Destination of Cargoes Handled in Coastwise Shipping, by Selected Canadian Ports	39
5. Origin and Destination of Selected Commodities Unloaded in Coastwise Shipping, by Port	89
5. Tonnage of Cargoes Handled at Canadian Ports in Coastwise Shipping, by Province of Loading and Unloading	117

**TABLE DES MATIÈRES**

	Page
<b>Introduction</b>	v
Historique	vi
Objectifs de l'enquête	vi
Concepts de l'enquête	vi
Univers de l'enquête	viii
Méthodologie de l'enquête	viii
Fiabilité et limites des données	ix
Analyse	xii
<b>Graphique</b>	
1. Tonnes de cargaison manutentionnées aux ports canadiens, en navigation côtière, par province	xiv
2. Nombre de mouvements de navires sur lest et avec cargo aux ports canadiens, en navigation côtière, par province	xv
<b>Tableau</b>	
1. Marchandises chargées et déchargées dans les ports canadiens au titre du cabotage, selon le port	1
2. Marchandises chargées aux ports canadiens en cabotage national, par marchandise et région géographique	31
3. Marchandises déchargées aux ports canadiens en cabotage national, par marchandise et région géographique	35
4. Origine et destinations des marchandises manutentionnées en cabotage national, selon certains ports canadiens	39
5. Origine et destination de certaines marchandises déchargées, en cabotage national, par port	89
6. Tonnage des marchandises manutentionnées dans les ports canadiens au titre du cabotage, selon la province de chargement et de déchargement	117

TABLE OF CONTENTS - Concluded

Table	Page
7. Tonnage of Cargoes Handled at Canadian Ports in Coastwise Shipping, by Province of Loading and Unloading, Year to Date	119
8. Number and Registered Net Tonnage of Vessels Arriving at and Departing from Canadian Ports in Coastwise Shipping, by Port and Type of Movement	121
9. Vessels Departed from Canadian Ports, in Coastwise Shipping, by Province, Rig and Size Range	143
10. Number and Registered Net Tonnage of Tugs Departing from Canadian Ports in Coastwise Shipping, by Port	145
11. Number and Registered Net Tonnage of Vessels, and Tonnage of Cargoes Loaded and Unloaded in Coastwise Shipping for Vessels of Foreign Registry, by Country of Registry and Canadian Region	147
12. Number and Registered Net Tonnage of Vessels, and Tonnage of Cargoes Loaded and Unloaded in Coastwise Shipping for Vessels of Foreign Registry, by Country of Registry and Canadian Region, Year to Date	149

Appendix

I. S.1 Domestic Shipping Report	151
II. S.3 Shipping Report	155
III. S.4 Towboat and Ferry Operators Shipping Report	157
IV. List of Canadian Ports	161
V. List of Commodities	165

Publications Issued by the Transportation and Communications Division Dealing with Water Transport (Inside Back Cover)

TABLE DES MATIÈRES - fin

Tableau	Page
7. Tonnage des marchandises manutentionnées dans les ports canadiens au titre du cabotage, selon la province de chargement et de déchargement, cumulatif	119
8. Nombre et jauge nette enregistrée des navires à destination et en provenance de ports canadiens au titre du cabotage, selon le port et le genre de mouvement	121
9. Navires en provenance de ports canadiens, en cabotage national, par province, suivant le grèement et la dimension	143
10. Nombre et jauge nette enregistrée des remorqueurs en provenance de ports canadiens au titre du cabotage, selon le port	145
11. Nombre et jauge nette enregistrée des navires et tonnage des marchandises chargées et déchargées au titre du cabotage pour les navires battant pavillon étranger, selon le pays d'immatriculation et la région du Canada	147
12. Nombre et jauge nette enregistrée des navires et tonnage des marchandises chargées et déchargées au titre du cabotage pour les navires battant pavillon étranger, selon le pays d'immatriculation et la région du Canada, cumulatif	149

Appendice

I. S.1 Rapport sur la navigation en eaux intérieures	153
II. Rapport sur la navigation - Formule S.3	156
III. S.4 Rapport de navigation - Exploitants de remorqueurs et de traversiers	159
IV. Liste des ports canadiens	161
V. Liste des marchandises	165

Publications de la Division des transports et des communications sur le transport par eau (intérieur de la couverture arrière)



## INTRODUCTION

This publication presents preliminary statistics on the carriage of goods by the marine mode of transport in Canadian coastal waters, the Great Lakes and the St. Lawrence Seaway. This activity is alternatively described as domestic or coastwise shipping.

The information on coastwise shipping is collected by means of a series of reporting forms. These are completed by agents or operators of vessels and forwarded to Statistics Canada for editing, compilation and processing. These reporting forms are described as "Shipping Reports" and are explained under "Methodology". Shipping reports give details on the port, the vessel and the cargo transported. Information collected on these variables is combined to form the data base for coastwise shipping.

Preliminary figures are published on a quarterly basis in this publication and annual figures are made available in **Coastwise Shipping Statistics** (Catalogue 54-210).

A list of Canadian Ports for which shipping data are available is shown at the end of this publication. British Columbia Ports, n.e.s., have been grouped by geographical areas of operation.

The published list of commodities is based on the Standard Commodity Classification published by Statistics Canada. There are 217 categories of goods identified; non-specific categories such as general cargo and containerized freight are included in this list.

Since the program to collect international data by means of the "Shipping Report" was cancelled in 1978, a new data base was completed from the A6 General Declaration form of Revenue Canada. These data are published in **International Vessel Traffic Statistics** (Catalogue 54-004 quarterly) commencing with the first quarter of 1979 and annually under the same title in Catalogue 54-209.

Other water transportation data are made available on an occasional basis in the **Water Transport Service Bulletin** (Catalogue 54-003). Requests for data requirements which are not covered by these publications should be addressed to the Chief, Surface and Marine Transport Section, Transportation and Communications Division, Statistics Canada, Ottawa, K1A 0V1, (613) 996-9274.

## INTRODUCTION

Cette publication présente des statistiques provisoires sur le transport maritime de marchandises dans les eaux côtières canadiennes, les Grands Lacs et la voie maritime du Saint-Laurent. On parle également de cabotage pour désigner la navigation nationale.

Les renseignements sur la navigation nationale sont recueillis au moyen d'une série de formules remplies par les agents ou les exploitants de navires et transmises à Statistique Canada en vue du contrôle, du rassemblement et du traitement des données. Une explication du contenu de ces "Rapports sur la navigation" figure à la section "Méthodologie". Les rapports de navigation servent à recueillir des renseignements sur le port, le navire et la cargaison transportée, qui sont alors totalisés pour produire la base de données sur la navigation nationale.

Les chiffres provisoires sont publiés chaque trimestre dans cette publication et les chiffres annuels paraissent dans **Statistiques du cabotage** (n° 54-210 au catalogue).

Une liste des ports canadiens pour lesquels on dispose des données sur la navigation est publiée dans la dernière partie de cette publication. Les ports habituellement désignés sous Ports de la Colombie-Britannique, n.d.a., ont été regroupés par région géographique d'opération.

La liste des marchandises faisant l'objet des statistiques est fondée sur la Classification type des produits publiée par Statistique Canada et comprend 217 catégories de produits identifiés ainsi que des catégories non déterminées comme les cargaisons générales et les marchandises conteneurisées.

Depuis que le programme de collecte de données internationales au moyen du "Rapport sur la navigation" a été annulé en 1978, une nouvelle base de données a été produite à partir de la formule de déclaration générale A6 de Revenu Canada. Ces données paraissent dans la publication trimestrielle **Statistique du trafic maritime international** (n° 54-004 au catalogue), à compter du premier trimestre de 1979 et dans la publication annuelle du même titre (n° 54-209 au catalogue).

D'autres données sur le transport par eau paraissent à l'occasion dans le **Bulletin de Service transport par eau** (n° 54-003 au catalogue). Les demandes de renseignements qui ne figurent pas dans ces publications doivent être adressées au chef de la Section des transports de surface et maritimes, Division des transports et des communications, Statistique Canada, Ottawa, K1A 0V1, (613) 996-9274.

## Background

The Transportation and Communications Division of Statistics Canada is responsible for the collection of marine statistics at the national level. Until the survey year 1979, coastwise shipping data were extracted from the S-1 Shipping Report and published in the monthly report, **Shipping Statistics** (Catalogue 54-002). Annual **Shipping Reports, Part III, IV and V** (Catalogue 54-204, 54-206 and 54-207) were published annually until 1978. Although these annual publications were discontinued during the 1978 survey year as a result of the reduction in government expenditures, the data are available on request.

## Survey Objectives

The coastwise shipping data base was established to provide basic vessel and cargo data for the use of federal and provincial government departments, shipping firms, consultants, interested associations and businesses concerned with trade, industry and transport and to:

record the pattern of domestic commodity movements;

measure the quantity of domestic cargo handled at Canadian ports;

identify the ports of origin and destination of domestic commodity movements;

assist in transportation studies; and

provide information for the presentation of briefs, submissions and inquiries to regulatory authorities and/or commissions.

## Survey Concepts

### Vessel

A vessel is classed as being in coastwise shipping when:

it is of Canadian registry, sails between two Canadian ports and loads or unloads no foreign freight; or

it is of foreign registry, but is granted a waiver by the Canadian Transport Commission to engage in coasting service.

Only data relating to those vessels which are engaged in port-to-port transportation of goods have been included; data relating to the intraport movements of goods have been excluded.

## Historique

La division du transport et des communications de Statistiques Canada est l'organisme gouvernemental responsable de la cueillette des données sur le transport maritime à l'échelle nationale. Jusqu'à l'année d'enquête 1979, les données étaient recueillies à l'aide du questionnaire S-1 Rapport sur la navigation et elles étaient publiées dans le rapport mensuel, **Statistiques maritimes** (n° 54-002, au catalogue). Les publications annuelles, **Transport maritime parties III, IV et V** (n° 54-204, 54-206 et 54-207, au catalogue) étaient publiées jusqu'à l'année 1978. Même si ces publications annuelles ont cessé de paraître en raison des restrictions budgétaires du gouvernement fédéral, les données peuvent être obtenues sur demande.

## Objectifs de l'enquête

La base de données sur la navigation nationale a été constituée afin de fournir des renseignements essentiels aux ministères fédéraux et provinciaux, aux entreprises maritimes, aux conseillers et aux associations et entreprises intéressées au commerce, à l'industrie et aux transports. Voici les autres objectifs poursuivis:

établir un schéma des mouvements nationaux de marchandises;

mesurer le volume des cargaisons nationales manutentionnées dans les ports canadiens;

identifier les ports d'origine et de destination des marchandises nationales;

aider aux études sur le transport; et

fournir des renseignements à l'appui de mémoires, comptes rendus et requêtes adressés aux autorités ou aux commissions investies d'un pouvoir de réglementation.

## Concepts de l'enquête

### Navires

Entrent dans la catégorie de la navigation nationale:

les navires immatriculés au Canada qui naviguent entre deux ports canadiens sans charger ni décharger de fret étranger; ou

les navires immatriculés à l'étranger qui détiennent une autorisation de cabotage de la Commission canadienne des transports.

Seules les données relatives aux navires transportant des marchandises d'un port à un autre sont présentées ici; on n'a pas tenu compte des données sur les mouvements de marchandises effectués dans le même port.



A vessel is considered arriving or departing "in ballast" if cargo is neither loaded nor unloaded at a port.

Coastwise shipping data are collected for vessels calling at coastal, St. Lawrence River, Great Lakes, Hudson Bay and Arctic Ocean ports. Waters such as Lake Winnipeg and the Mackenzie River are not included.

The "gross registered tonnage" of a vessel is the capacity in cubic feet of the spaces within the hull and of the enclosed spaces above the deck divided by 100.

The "net registered tonnage" of a vessel is the gross registered tonnage less the space, expressed in tons, that is used for the accommodation of personnel, propelling machinery and fuel.

### Cargo

The cargo is loaded and unloaded at Canadian ports. Domestic cargoes which are loaded in one navigational season but not discharged until the following season are recorded in the following year's annual report. This is particularly important in the movements of grains.

"General cargo" refers to the commodities which were not specifically identified on the reporting forms. Bulk shipments are not included with general cargo. Bulk shipments usually refer to commodities that are loose or in mass such as all grains, cement, coke, petroleum, liquids carried in tanks, ores and minerals, pig iron, scrap iron and steel, logs, raw sugar and pulpwood.

Commodity weights are shown in metric tonnes (1 000 kg). **Selected commodities** refers to commodities for which the tonnage handled in the previous year was 1 000 000 tonnes or more.

### Port

The ports must be located within Canadian geographic limits.

Some ports frequently engage in "lightering" where the cargo is loaded in the harbour rather than at a dock or wharf and the tonnage is included with the port totals.

Un navire est considéré comme entrant ou sortant "sur lest" si des marchandises ne sont ni chargées ni déchargées à un port.

Les données sur la navigation nationale sont recueillies pour les navires qui font escale aux ports côtiers et à ceux du Fleuve Saint-Laurent, des Grands Lacs, de la Baie d'Hudson et de l'océan Arctique. Certaines eaux comme le lac Winnipeg et le Fleuve Mackenzie ne font pas partie du champ de l'enquête.

La "jauge brute au registre" correspond à la capacité en pieds cubes de la coque et de l'espace fermé au-dessus du pont, divisée par 100.

La "jauge nette au registre" d'un navire correspond au nombre de tonnes brutes au registre, moins les quartiers de l'équipage, la salle des machines et les réservoirs de mazout.

### Cargaison

Les marchandises sont chargées et déchargées dans les ports canadiens. Les marchandises de cabotage chargées pendant une saison de navigation, mais non déchargées avant la saison suivante, sont prises en compte dans le rapport annuel de l'année suivante. Ce point est très important lorsqu'on étudie le commerce des céréales.

Les "marchandises générales" sont celles qui ne peuvent être identifiées avec précision sur la formule de navigation. Les livraisons en vrac qui ne sont pas des marchandises générales, s'entendent habituellement de marchandises pêle-mêle, sans emballage ni arrimage; en voici des exemples: toutes les céréales, le ciment, le coke, le pétrole, les liquides transportés dans des réservoirs, le minerais et minéraux, la fonte en gueuses, les déchets de fer et d'acier, les billes de bois, le sucre brut et le bois à pâte.

Les quantités sont indiquées en tonnes métriques (1 000 kg). **Marchandises sélectionnées** désignent les marchandises dont le tonnage manutentionné l'année précédente a atteint ou dépassé 1 000 000 tonnes.

### Port

Les ports doivent être situés dans les limites géographiques du Canada.

Dans certains ports, les marchandises sont fréquemment embarquées ou débarquées "par allège" plutôt qu'à un dock ou un quai. Le tonnage est alors compris dans le tonnage total du port.

The terms "origin" and "destination" refer to the ports of loading and unloading and not to terminating points of the goods or shipments.

Canadian ports have been grouped into three regions:

Atlantic, Arctic waters, northern Manitoba, northern Ontario, northern Quebec and the Lower St. Lawrence River ports (Montréal and below);

Great Lakes and Upper St. Lawrence River ports (above Montréal); and

Pacific ports.

**Selected ports** refers to Canadian ports which handled 1 000 000 tonnes or more of cargo the previous year.

### Survey Universe

For each vessel entering or leaving a Canadian port in coastwise shipping, a report to record this activity must be completed and filed with Statistics Canada. However, reports are not required for movements of:

cargo vessels under 15 net registered tons;

tugs or other vessels under 15 gross registered tons;

Canadian naval or fishing vessels; and

ballast movements for members of the Council of Marine Carriers who report on the S.4 report.

### Survey Methodology

#### **The Reporting Forms**

The following shipping reports are used to obtain coastwise shipping statistics:

**The S.1 Domestic Shipping Report.** This is the principal form used for data collection. Agents or operators of vessels arriving at or departing from Canadian ports complete this report for each vessel within the universe. The S.1 Shipping Report includes vessel information, such as: name, country of registry, net and gross tonnage; and cargo information, such as: commodity description, tonnage and ports where cargoes were loaded and unloaded. These variables constitute the data base for coastwise shipping statistics.

Les termes "origine" et "destination" ne concernent que les ports de chargement et de déchargement et pas nécessairement le point de déchargement final (qui peut être à l'intérieur des terres).

Les ports canadiens ont été groupés en trois régions:

Les ports de l'Atlantique, de l'Arctique, du nord du Manitoba, du nord de l'Ontario, du nord du Québec et du bas Saint-Laurent (le port de Montréal et ceux qui sont situés en aval de celui-ci);

les ports des Grands Lacs et du haut Saint-Laurent (en amont de Montréal); et

les ports du Pacifique.

**Ports sélectionnés** désignent les ports canadiens où 1 000 000 tonnes ou plus de marchandises ont été manutentionnées l'année précédente.

### Univers de l'enquête

Un rapport doit être rempli et envoyé à Statistique Canada pour chaque caboteur qui entre dans un port canadien ou qui le quitte. Sont toutefois dispensés de cette déclaration:

les cargos d'une jauge nette au registre inférieure à 15 tonnes;

les remorqueurs ou autres navires d'une jauge brute au registre inférieure à 15 tonnes;

les navires de la marine canadienne et les bateaux de pêche; et

les mouvements de navire à lège pour les membres du **Council of Marine Carriers** qui complètent une formule S.4.

### Méthodologie de l'enquête

#### **Les formules de déclaration**

Les rapports suivants sur la navigation servent à recueillir les données sur le cabotage:

**La formule, S.1 Rapport sur la navigation en eaux intérieures.** Ce rapport est la principale formule utilisée pour la collecte des données. Les agents ou exploitants de navires qui arrivent à un port canadien ou le quittent doivent remplir ce rapport pour chaque navire de l'univers. Le rapport sur la navigation S.1 recueille des renseignements sur le navire tels que le nom, le pays d'immatriculation, la jauge nette et brute et des données sur les marchandises (description de la cargaison, le tonnage et ports d'embarquement et de débarquement). Ces variables constituent la base de données pour la statistique de la navigation nationale.

**The S.3 Shipping Report.** This report is used for vessels making several calls along a regular route. Each report covers one round-trip voyage. These reports are specifically used for vessel movements along the coast of Newfoundland, or between Newfoundland and the mainland.

**The S.4 Towboat and Ferry Operators Shipping Report.** This report was implemented January 1st, 1979 and is used by the members of the Council of Marine Carriers on the west coast (operators of tugs, barges, scows and ferries) to report domestic cargo movements on a monthly basis. They are not required to report ballast movements and in the case of a tug-barge/scow unit, only the barge/scow report is required.

### **Collection**

Shipping reports are completed in duplicate and filed with the Collector of Customs at the time of vessel departure. When vessels call at non-customs ports, the shipping reports covering these calls are taken or mailed to the nearest Collector of Customs. The original copies are then mailed daily to Statistics Canada, Ottawa by the customs officials of Revenue Canada.

### **Processing**

Upon receipt, in the Surface and Marine Transport Section of the Transportation and Communications Division, the documents are manually sorted and edited for consistency and reliability of reported data. Selected fields are then coded to facilitate data processing.

The coding and editing procedures involve assignment of numeric codes to all ports and commodities, checking for consistency of information in comparison to previous trends and port activities, the use of reference materials for missing or questionable data and the follow-up of questionable reports by telephone. In this case, either the shipping companies or customs offices involved are contacted.

### **Reliability and Limitations of the Data**

Developments to improve existing shipping reports as a means to collect better coast-wise shipping statistics have begun with the implementation of the S.4 Towboat and Ferry Operators Shipping Report. This report was designed for a specific type of operation and is presently used by the members of the Council of Marine Carriers on the west coast

**La formule S.3.** Ce rapport est utilisé par les navires qui font plusieurs escales sur leur itinéraire régulier. Chaque rapport vise un voyage aller-retour, plus particulièrement les mouvements le long de la côte de Terre-Neuve ou ceux entre Terre-Neuve et le continent.

**La formule S.4 - Exploitants de remorqueurs et de traversiers.** Ce rapport a été implanté le 1<sup>er</sup> janvier 1979. Il est utilisé par les membres du Council of Marine Carriers de la côte ouest (opérateurs de remorqueurs, de chalands, de péniches et de traversiers) pour rapporter mensuellement leur mouvement côtiers de marchandises. Ils ne sont pas obligés de rapporter les mouvements à lège et seul le rapport chaland/péniche est exigé dans le cas d'une unité remorqueur-chaland/péniche.

### **Collecte**

Les rapports sur la navigation sont remplis en double exemplaire et remis au receveur de la douane au moment du départ du navire. Lorsqu'un navire fait escale à un port non douanier, la formule doit être remise ou postée au plus proche receveur de la douane. Chaque jour, les douaniers de Revenu Canada envoient par la poste l'original des rapports à Statistique Canada, Ottawa.

### **Traitement**

Dès réception des documents, la Section des transports de surface et maritimes de la Division des transports et des communications les trient et les vérifient afin d'en déterminer l'uniformité et la fiabilité. Certaines zones du questionnaire sont alors codées afin de faciliter le traitement des données.

Lors du codage et du contrôle des données, on attribue des codes numériques à tous les ports et à toutes les marchandises, on vérifie l'uniformité des renseignements sur les tendances et les activités portuaires par rapport aux déclarations précédentes et l'on utilise des documents de référence lorsqu'il manque des chiffres ou que les données sont douteuses; dans le cas des rapports peu fiables, on effectue un suivi téléphonique en communiquant avec la société de navigation ou le bureau de douane en cause.

### **Fiabilité et limites des données**

Le développement de différents moyens pour améliorer les rapports maritimes actuels pour collecter de meilleures statistiques sur le cabotage a débuté avec l'implémentation de la formule S.4 Exploitants de remorqueurs et traversiers. Cette formule a été conçue pour ce genre d'opération spécifique et est présentement utilisée par les membres du Council of Marine Carriers sur la



(operators of tugs, barges, scows and ferries) to report domestic cargo movements on a monthly basis. They are not required to report ballast movements and in the case of a tug-barge/scow unit, only the barge/scow is required. If the reports' evaluation is satisfactory then the use of this report will be considered for expansion to other carriers in other regions offering these services.

While every effort has been made to remove methodological and clerical errors, the statistics contained in this report should be used with caution and due allowance for their limitations. Although the data are considered representative of coastwise activity, the figures are known to understate shipping activity as well as distort specific commodity figures. Generally, the factors contributing to these problems can be grouped into the following broad categories. (For other related limitations refer to the section on "Concepts".)

#### Incomplete Coverage

Shipping reports are not submitted for all vessel arrivals and departures at Canadian ports. It is estimated that 10% of all shipping reports are missing principally due to the poor response of particular carriers.

Data on cargo and vessel movements for vessels not in the universe are excluded from this publication. This has a significant impact on shipping activity for such ports as the North Arm Fraser River Harbour where most of the vessels providing marine transportation are of a size which excludes them from the universe.

#### Distortion in the Data

The term "general cargo" is considered by some respondents to be synonymous with "miscellaneous". Consequently, general cargo figures tend to be inflated and commodity data may be somewhat lower than actual.

Commodity descriptions tend to reflect rate and tariff classifications which may differ from the commodity groupings contained in the Standard Commodity Classification. Some distortions of the data may result from judgement decisions by respondents or editors. In addition, some commodity information and tonnage are reported as aggregated summaries of the cargo and it is therefore difficult to code this type of information to precise commodity groups.

côte ouest (opérateurs de remorqueurs, de charlands, de péniches et de traversiers) pour rapporter mensuellement leur mouvement côtiers de marchandises. Ils ne sont pas obligés de rapporter les mouvements à lège et seul le rapport chaland/péniche est exigé dans le cas d'une unité remorqueur-chaland/péniche. Si les résultats sont satisfaisants alors l'utilisation de ce rapport pourra être éventuellement étendue à d'autres transporteurs qui offrent le même genre de service dans leurs régions.

Même si l'on a tenté par tous les moyens possibles d'éliminer les erreurs de méthodologie et de traitement, l'utilisateur devrait se servir des statistiques contenues dans ce bulletin avec beaucoup de circonspection. Bien qu'en principe les chiffres représentent l'activité dans les ports, on sait qu'en réalité ils la sous-estiment et faussent les données sur certaines marchandises. Dans l'ensemble, les causes de ces problèmes peuvent être groupées dans les catégories ci-dessous. (La rubrique portant sur les "Concepts" de l'enquête explique les autres limites.)

#### Champ d'observation incomplet

Les rapports sur la navigation ne sont pas remis pour tous les mouvements de navires dans les ports canadiens. On estime qu'il manque 10% des rapports, principalement à cause de la piètre collaboration de certains transporteurs.

Les données sur les mouvements des cargos et des navires qui ne font pas partie de l'univers ne sont pas comprises dans cette publication. Ce champ d'observation limité a un effet important sur les données des ports comme celui de l'embranchement nord du fleuve Fraser, où la plupart des navires qui y accostent ont une jauge inférieure à celle des navires compris dans l'univers.

#### Distortion des données

Certains enquêtés estiment que l'expression "marchandises générales" est synonyme de "divers". Par conséquent, les chiffres relatifs aux marchandises générales tendent à être gonflés et les données sur chaque marchandise, quelque peu sous-estimées.

Les appellations de marchandises tendent à s'inspirer des nomenclatures douanières qui peuvent différer des groupes de la Classification type des produits; dans certains cas, les données peuvent être faussées parce que l'enquêté ou le vérificateur doit prendre une décision. En outre, certains chiffres de marchandises et de tonnage représentent un groupement de marchandises; il est donc difficile d'effectuer le codage selon le groupe précis de produits.

The conversion of some units to other measurements can lead to distortion of the data when precise knowledge of the commodity in question is unknown (e.g., specific gravity for liquid commodities).

### Analysis

In the third quarter of 1981, domestic shipping at Canadian ports totalled 34 822 992 t. Vessels arriving and departing in domestic shipping during this period amounted to 19,145 with a net registered tonnage of 46.8 million tons. Vessel arrivals numbered 9,605 with a net registered tonnage of 23,409,080 tons, and vessel departures totalled 9,540 with a net registered tonnage of 23,345,321 tons. Of the total vessel movements in domestic shipping, 10,917 or 57.0% were cargo movements.

Newfoundland ports handled 36.6% of the total vessel movements in this period, followed by Quebec ports, which handled 21.5%. It should be noted that vessel arrivals and departures at British Columbia ports are understated as the S.4 Towboat and Ferry Operators Shipping Report does not require any reporting of ballast movements by the members of the Council of Marine Carriers.

### Traffic by Region

For the purpose of presenting information in this report, Canada has been divided into three maritime regions: the Atlantic, The Great Lakes and the Pacific.

The Atlantic region handled the largest amount of domestic cargo, 15 047 420 t, or 43.2% of all cargo. Quebec handled 75.8%, followed by Nova Scotia with 11.8%, Newfoundland with 5.9%, New Brunswick with 5.2%, and Prince Edward Island with 1.3%. The major commodities handled were fuel oil, wheat and titanium ore.

The Great Lakes region ranked second in terms of cargo, handling 12 859 574 t or 36.9% of all cargo. The major commodities handled were wheat, iron ore and concentrates and fuel oil.

The Pacific region ranked third in terms of cargo, handling 6 915 998 t or 19.9% of all cargo. The major commodities handled were logs, pulpwood and sand and gravel.

L'utilisation de facteurs de conversion peut entraîner des écarts parce qu'il n'est pas facile de convertir certaines unités sans connaître les caractéristiques techniques des marchandises en cause (par ex., la densité des liquides).

### Analyse

Au troisième trimestre de 1981, les ports canadiens ont manutentionnés 34 822 992 t de marchandises de cabotage. Dans la même période, il y a eu 19,145 arrivées et départs de navires dont la jauge nette au registre s'est établie à 46.8 millions de tonnes. Les arrivées de navires se sont chiffrées à 9,605 jaugeant 23,409,080 tonnes nettes au registre, tandis que les départs se sont chiffrés à 9,540 jaugeant 23,345,321 tonnes nettes au registre. On a relevé 10,917 mouvements de marchandises, ce qui représente 57.0% du total des mouvements de navires en régime de cabotage.

Les ports de Terre-Neuve ont été les plus achalandés avec 36.6% de tous les mouvements de navires; viennent ensuite ceux de Québec avec 21.5%. Il convient de signaler que le nombre d'arrivées et de départs de navires dans les ports de Colombie-Britannique est inférieur à ce qu'il devrait être en réalité étant donné que la formule S.4 - Exploitants de remorqueurs et de traversiers, ne demande pas aux membres du **Council of Marine Carriers** d'enregistrer les mouvements sur lest.

### Trafic par région

Aux fins de la présentation des données dans le présent bulletin, le Canada a été divisé en trois régions maritimes: l'Atlantique, les Grands Lacs et le Pacifique.

C'est la région de l'Atlantique qui a manutentionné le plus fort volume de marchandises de cabotage, soit 15 047 420 t ou 43.2% du total, dans lequel le Québec est intervenu pour 75.8%, la Nouvelle-Écosse, 11.8%; Terre-Neuve, 5.9%; Nouveau-Brunswick, 5.2% et l'Île-du-Prince-Édouard, 1.3%. Les principales marchandises manutentionnées ont été le mazout, le blé et le minéral de titane.

La région des Grands lacs vient au deuxième rang pour le volume de marchandises manutentionnées, avec 12 859 574 t ou 36.9% du total. Les principales marchandises manutentionnées ont été le blé, le minéral et les concentrés de fer, et le mazout.

La région du Pacifique vient au troisième rang pour le volume de marchandises manutentionnées avec 6 915 998 t, soit 19.9% de l'ensemble du trafic canadien. Les principales marchandises manutentionnées ont été les billes, le bois à pâte et le sable et les graviers.



The percentage of cargo loaded and unloaded in each region is as follows: Atlantic, 34.4% and 52.0%; Great Lakes, 45.7% and 28.1%; and the Pacific, 19.9% and 19.9%, respectively.

### Cargoes Unloaded

The commodities which made up the highest volume of cargo unloaded in coastwise shipping in this period and their respective tonnages were as follows: wheat, 3 050 637 t; fuel oil, 2 544 214 t; iron ore and concentrates, 1 797 553 t; logs 1 572 959 t; gasoline, 1 281 417 t. These five commodities represented 58.9% of the total cargo unloaded in domestic shipping in the third quarter of 1981.

### Port Activity

The ports which handled the highest volume of cargo in coastwise shipping in this period and their respective tonnages handled were as follows: Thunder Bay, 4 924 146 t; Montréal, 2 805 783 t; Québec, 1 764 545 t; Hamilton, 1 512 251 t; Port Cartier, 1 221 736 t and Sarnia, 1 111 699 t. These ports handled 38.3% of the total cargo handled in domestic shipping. The first five ports handled 35.1% of the total cargo handled.

The major commodities handled at Thunder Bay were wheat, 2 474 120 t loaded; barley, 885 234 t loaded and bituminous coal, 607 403 t loaded. The majority of the wheat and barley were unloaded at Montréal, Québec, Port Cartier and Baie Comeau. All of the bituminous coal was unloaded at Nanticoke and all of the iron ore and concentrates was unloaded at Hamilton.

The port of Montréal loaded 648 734 t of fuel oil and 389 265 t of gasoline. Port Hawkesbury, Québec and the ports of the Northwest Territories unloaded 34.2% of the fuel oil. Québec, Chicoutimi and Port Hawkesbury unloaded 52.8% of the gasoline. The major commodities unloaded were wheat, 722 504 t and salt, 236 072 t. Of the total wheat unloaded, 702 209 t were loaded at Thunder Bay, and of the total salt unloaded, 123 913 t were loaded at Goderich.

The major commodity handled at Québec was wheat, 464 604 t unloaded from Thunder Bay. The major commodity loaded was fuel oil. Of the 201 609 t loaded, the majority was unloaded at Pointe-Noire, 39 993 t; Chicoutimi, 36 663 t and Montréal, 23 551 t.

Le pourcentage de marchandises chargées et déchargées se répartit comme suit selon la région: région de l'Atlantique, 34.4% et 52.0%; région des Grands Lacs, 45.7% et 28.1%; région du Pacifique, 19.9% et 19.9%, respectivement.

### Marchandises déchargées

Voici les principales marchandises de cabotage qui ont été déchargées au cours de cette période, et leur volume respectif: le blé, 3 050 637 t; le mazout, 2 544 214 t; le minerai de fer et concentrés, 1 797 553 t; les billes, 1 572 959 t et l'essence, 1 281 417 t. Ces cinq marchandises ont compté, à elles seules, pour 58.9% du total des marchandises de cabotage déchargées au cours du troisième trimestre de 1981.

### Activité portuaire

Voici les ports qui ont manutentionné le plus fort volume de marchandises de cabotage au cours de la période considérée, et leur tonnage respectif: Thunder Bay, 4 924 146 t; Montréal, 2 805 783 t; Québec, 1 764 545 t; Hamilton, 1 512 251 t; Port Cartier 1 221 736 t et Sarnia, 1 111 699 t. Ces ports ont manutentionné 38.3% du total des marchandises de cabotage. Les cinq premiers, quant à eux, ont manutentionné 35.1% du total.

Les principales marchandises manutentionnées à Thunder Bay ont été du blé, 2 474 120 t chargées, 885 234 t d'orge chargées et 607 403 t de charbon bitumineux chargées. La majorité des déchargements de blé et d'orge ont été effectués à Montréal, Québec, Port Cartier et Baie Comeau. Tous les déchargements de charbon bitumineux ont été effectués à Nanticoke et tous les déchargements de minerai de fer et concentrés ont été effectués à Hamilton.

Le port de Montréal a chargé 648 734 t de mazout et 389 265 t d'essence. 34.2% du mazout a été déchargée à Port Hawkesbury, Québec et tous les ports des Territoires du Nord-Ouest 52.8% de l'essence a été déchargé à Québec, Chicoutimi et Port Hawkesbury. Les principales marchandises déchargées ont été le blé 722 504 t, dont 702 209 t avaient été chargées à Thunder Bay; et le sel 236 072 t dont une bonne partie, 123 913 t provenait de Goderich.

Le blé a été la principale marchandise manutentionnée à Québec 464 604 t toutes déchargées à Thunder Bay. Le mazout a été la principale marchandise chargée, 201 609 t, destinée principalement à Pointe-Noire, 39 993 t; Chicoutimi, 36 663 t et Montréal, 23 551 t.



The major commodity handled at the Port of Hamilton was iron ore and concentrates. Unloadings of iron ore and concentrates totalled 1 286 192 t; 700 922 t were loaded at Pointe-Noire, 419 806 t at Thunder Bay and 165 464 t at Sept-Îles.

The major commodity handled at Port Cartier was wheat. Of the 654 799 t unloaded, 494 650 t were loaded at Thunder Bay. There were 263 017 t of iron ore and concentrates loaded in this period, all of it unloaded at Contrecoeur. There were 243 087 t of barley unloaded, all of it loaded in Thunder Bay.

La principale marchandise manutentionnée au port de Hamilton a été le minerai et concentrés de fer. Les déchargements de minerai et concentrés de fer ont totalisé 1 286 192 t, 700 922 t provenaient de Pointe-Noire, 419 806 t de Thunder Bay et 165 464 t de Sept-Îles.

La principale marchandise manutentionnée à Port Cartier a été le blé. Des 654 799 t déchargées 494 650 t ont été chargées à Thunder Bay. Il y a eu 263 017 t de minerai de fer et concentrés chargés au cours de cette période, dont la totalité avait été déchargée à Contrecoeur. Il y a eu 243 087 t d'orge déchargée, dont la totalité avait été chargée à Thunder Bay.

Chart — 1

**Cargo Tonnes Handled at Canadian Ports in Coastwise Shipping, by Province**

**Tonnes de cargaison manutentionnées aux ports canadiens, en navigation côtière, par province**

Graphique — 1

'000 000 tonnes

40 —

Third Quarter 1981 — Troisième trimestre 1981

'000 000 tonnes

40 —

Legend — Légende

- Year to date  
Cumulées
- Handled  
Manutentionnées
- Loaded  
Chargées
- Unloaded  
Déchargées

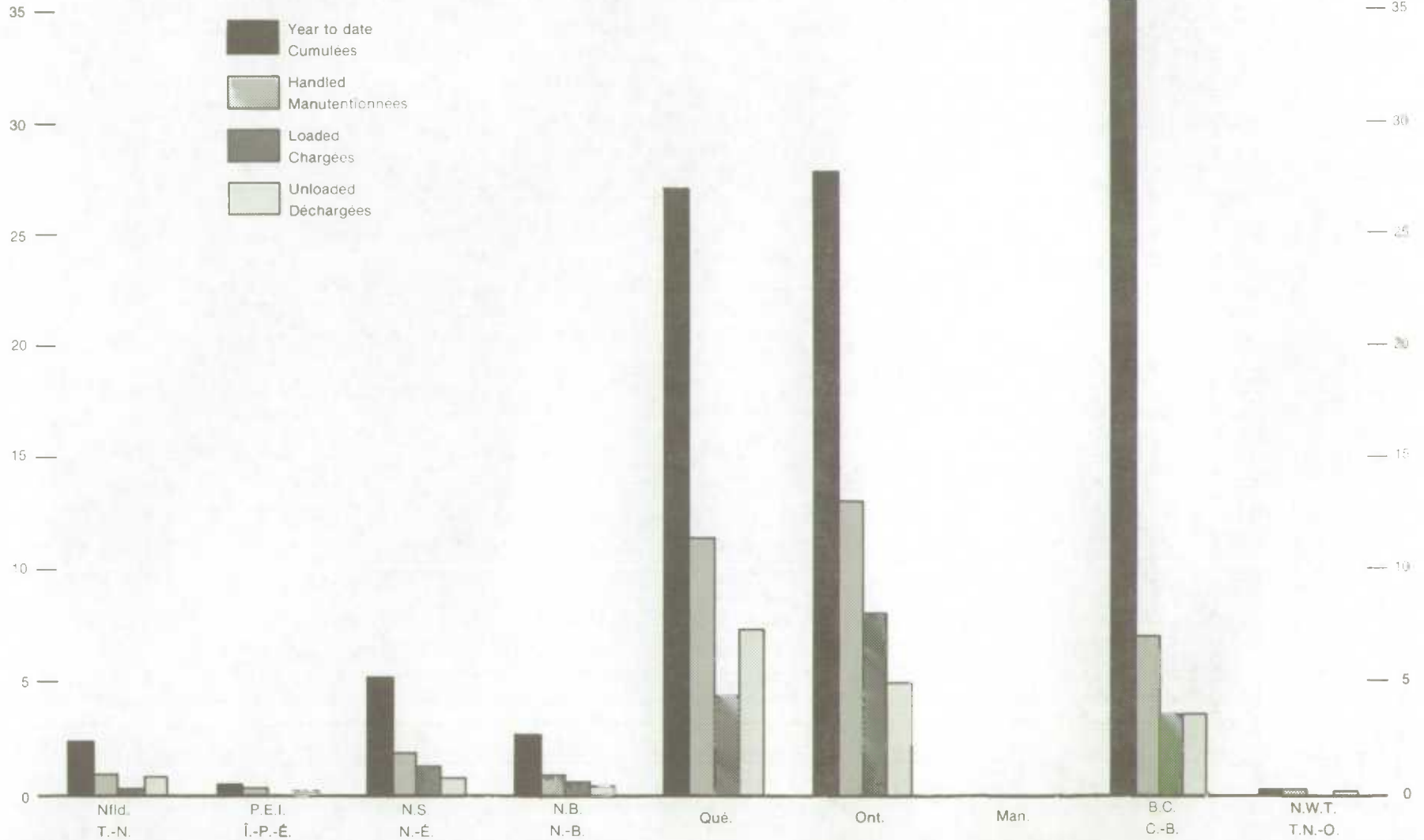


Chart — 2

**Number of Ballast and Cargo Vessel Movements at Canadian Ports, in Coastwise Shipping, by Province**

**Nombre de mouvements de navires sur lest et avec cargo aux ports canadiens, en navigation côtière, par province**

Graphique — 2

Number of vessels  
Nombre de navires

Number of vessels  
Nombre de navires

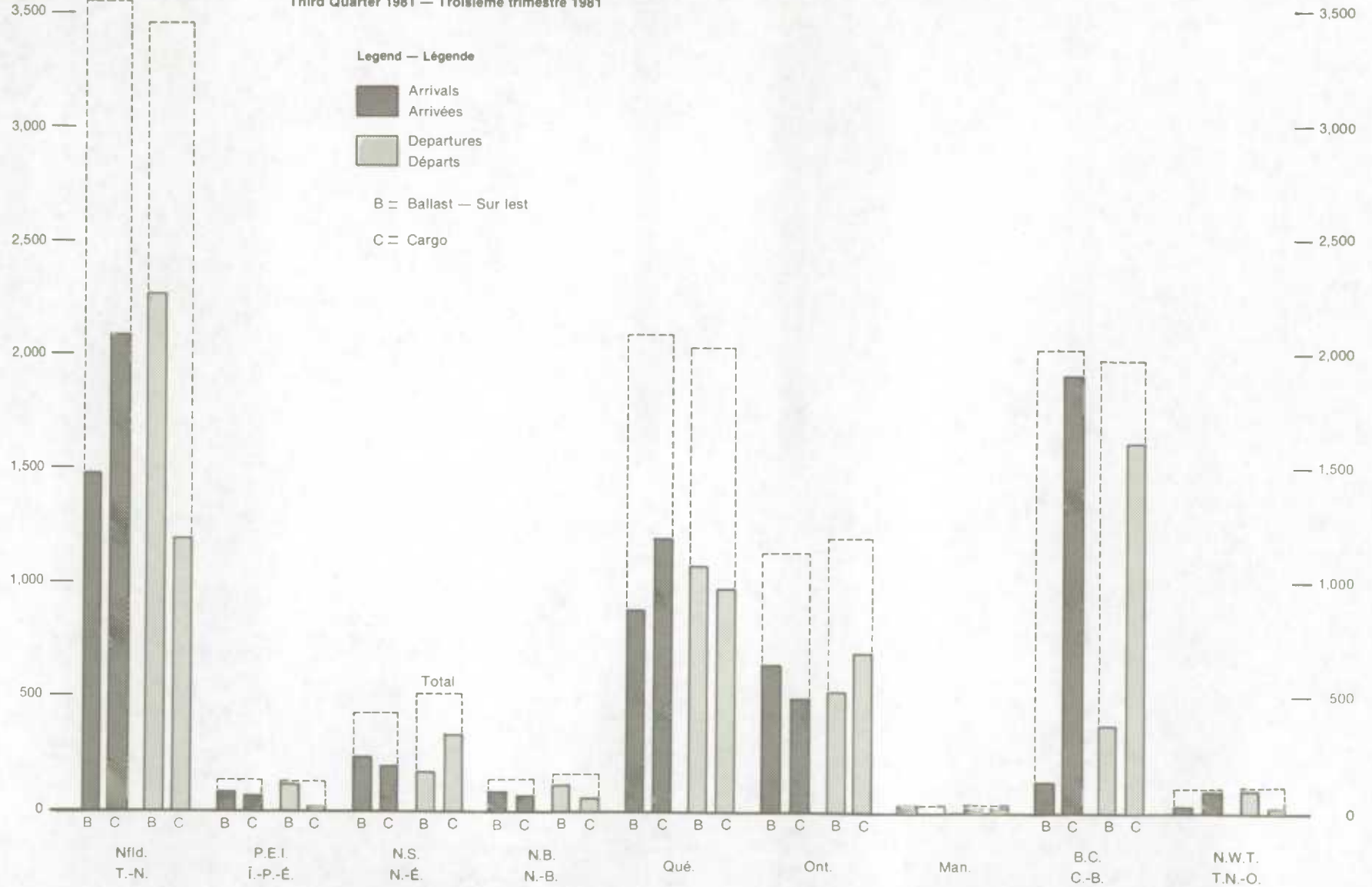
Third Quarter 1981 — Troisième trimestre 1981

**Legend — Légende**

- Arrivals  
Arrivées
- Departures  
Départs

B = Ballast — Sur lest

C = Cargo





Statistical Tables

Tableaux statistiques






TABLE 1. COMMODITIES LOADED AND UNLOADED AT CANADIAN PORTS IN COASTWISE SHIPPING, BY PORT - JUL-SEP, 1981

TABLÉAU 1. MARCHANDISES CHARGÉES ET DÉCHARGÉES DANS LES PORTS CANADIENS AU TITRE DU CABOTAGE, SELON LE PORT - JUIL-SEPT, 1981

		METRIC TONNES - TONNES METRIQUE					
PORT	COMMODITY	LOADED	UNLOADED	TOTAL	CUMULATIVE		
PORT		CHARGÉES	DÉCHARGÉES	TOTAL	CUMULATIF	MARCHANDISES	
NEWFOUNDLAND - TERRE-NEUVE ARSENICA	MEAT, FRESH OR FROZEN	2		2	38	VIANDE, FRAICHE / CONG.	
	DAIRY PROD., EGGS, HONEY	5		5	5	PROD. LAIT., OEUFS, MIEL	
	WHEAT FLOUR		1	1	1	FARINE DE BLE	
	FRUITS, PREP. CANNED				6	FRUITS PREP. EN BOITE	
	SUGAR PREPARATIONS	2		2	4	PREP. A BASE DE SUCRE	
	MISC. FOOD PREP. NES	35		35	139	DIV. PREP. ALIM. NDA	
	CONC. COMPLETE FEEDS	1		1	3	CONC., PROV. COMPLETES	
	NON-ALCOHOLIC BEVERAGE	10		10	16	BOISSONS NON-ALCOOLIQ.	
	ALE, BEER, STOUT, PORTER	2		2	2	ALE, BIÈRE, STOUT, PORTER	
	SAND AND GRAVEL	94		94	123	SABLE ET GRAVIERS	
	SALT	2	5 998	6 000	6 002	SEL	
	RUBBER FAB. MATERIALS				8	DEMI-PROD. CAOUTCHOUC	
	LUMBER AND TIMBER	17	9	26	32	BOIS D'OEUVRE ET CHARP.	
	SHINGLES AND SHAKES	14	3	17	17	BARDEAUX, BARO. FACADE	
	SAWMILL PRODUCTS NES	1		1	1	SCIAGES NDA	
	VENEER, PLYWOOD				53	PLACAGES, CONTRE-PLAQ.	
	WOOD FAB. MATERIALS				2	DEMI-PRODUITS EN BOIS	
	BLDG. PAPER AND BOARD	20	5	25	83	PLAQ. CONSTR., PAP/CART.	
	TEXTILE FAB. MTL NES	1		1	10	OUVR. EN MAT. TEXT. NDA	
	FISH, MARINE ANIMAL OIL			49	49	HUIL. DE POISSON, AN. MAR	
	METALLIC SALTS				4 002	SELS METALLIQUES	
	EXPLOS., FUSES, CAPS	5		5	3	EXPLOS., AMORCES, DET.	
	DYESTUFF, PIGMENT, PAINT	24		24	13	MAT. COLOR. PIG. PEINTURE	
	FUEL OIL				117	MAZOUT	
	PETROL. COAL PROD. NES				23	DERIVE PETR. CHARB. NDA	
	PRIMARY IRON, STEEL NES				3	FER, ACIER PRIMAIR. NDA	
	METAL FAB. BASIC PROD.	20		20	70	OUVR. DE BASE EN METAL	
	GLASS BASIC PRODUCTS	1		1	1	OUVR. DE BASE EN VERRE	
	NON-MET. MIN. BASIC PROD	2		2	2	PROD. MIN. NON-MET. BASE	
	MISC. FABRICATED PROD.	6		6	7	OUVRAGES DIVERS	
	MACHINERY NES			25	25	MACHINES NDA	
	TRUCKS AND CHASSIS				5	CAMIONS ET CHASSIS	
	ROAD MOTOR VEH. NES				7	VEH. AUTOM. ROUTIERS NDA	
	SHIPS, AIRCRAFT, MIS. VEH				6	NAVIRES, AVIONS, VEH. DIV	
	EQUIPMENT MISC.	63	39	102	410	MATERIEL DIVERS	
	PERSONAL, HSEHOLD GOODS	8	2	10	17	ART. PERS. ET MENAGERS	
	CONTAINERS, CLOSURES	87	50	137	312	CONTENEURS, FERMETURES	
	GENERAL CARGO	604	75	679	2 118	MARCHANDISES DIVERSES	
	PORT TOTAL	1 026	6 256	7 282	13 875	TOTAL DU PORT	
	BAIE VERDE	SALT		4 700	4 700	4 700	SEL
		GASOLINE		248	248	1 139	ESSENCE
		FUEL OIL		547	547	14 198	MAZOUT
		MACHINERY NES	1		1	1	MACHINES NDA
		PORT TOTAL	1	5 495	5 496	20 038	TOTAL DU PORT
	BAY ROBERTS	MEAT, FRESH OR FROZEN				1	VIANDE, FRAICHE / CONG.
FISH, SALTED OR CURED			31	31	31	POISSON, SALE OU FUME	
MISC. FOOD PREP. NES		16		16	28	DIV. PREP. ALIM. NDA	
NON-ALCOHOLIC BEVERAGE		3		3	6	BOISSONS NON-ALCOOLIQ.	
SAND AND GRAVEL		261		261	261	SABLE ET GRAVIERS	
SALT			12 272	12 272	12 272	SEL	
BLDG. PAPER AND BOARD		137	39	176	176	PLAQ. CONSTR., PAP/CART.	
GASOLINE		6		6	6	ESSENCE	
FUEL OIL		22		22	22	MAZOUT	
BRICKS, TILES NES		29		29	29	BRIQUES, TUILES NDA	
CEMENT		9		9	9	CIMENT	
NON-MET. MIN. BASIC PROD			7	7	7	PROD. MIN. NON-MET. BASE	
MACHINERY NES			50	50	50	MACHINES NDA	
SHIPS, AIRCRAFT, MIS. VEH		4	10	14	28	NAVIRES, AVIONS, VEH. DIV	
EQUIPMENT MISC.		6	17	23	117	MATERIEL DIVERS	
PERSONAL, HSEHOLD GOODS			10	10	16	ART. PERS. ET MENAGERS	
CONTAINERS, CLOSURES		13	16	29	34	CONTENEURS, FERMETURES	
GENERAL CARGO					24	MARCHANDISES DIVERSES	
PORT TOTAL		506	12 452	12 958	13 117	TOTAL DU PORT	
BELL ISLAND	GASOLINE		270	270	490	ESSENCE	
	FUEL OIL		502	502	1 968	MAZOUT	
	PORT TOTAL		772	772	2 458	TOTAL DU PORT	
BOTWOOD	SALT		6 498	6 498	6 498	SEL	
	SULPHUR IN ORES				7 224	SOUFRE EN MINERAI	
	METALLIC SALTS				1 636	SELS METALLIQUES	
	GASOLINE		16 328	16 328	32 864	ESSENCE	
	FUEL OIL		15 486	15 486	86 405	MAZOUT	
PORT TOTAL		38 312	38 312	134 627	TOTAL DU PORT		
BURIN	LUMBER AND TIMBER		119	119	274	BOIS D'OEUVRE ET CHARP.	
	BLDG. PAPER AND BOARD				3	PLAQ. CONSTR., PAP/CART.	
	VEG. OILS, FATS NES		14	14	44	HUIL. MAT. GRAS. VEG. NDA	
	GASOLINE				907	ESSENCE	
	FUEL OIL		1 606	1 606	5 073	MAZOUT	
	LUBRICATING OIL, GREASE	1		1	2	HUIL. GRAISSE LUBRIF.	
	METAL FAB. BASIC PROD.		3	3	10	OUVR. DE BASE EN METAL	
	CEMENT		41	41	156	CIMENT	
	NON-MET. MIN. BASIC PROD				6	PROD. MIN. NON-MET. BASE	
	TRAILORS	2		2	2	TRACTEURS	
	EQUIPMENT MISC.		1	1	1	MATERIEL DIVERS	

TABLE 1. COMMODITIES LOADED AND UNLOADED AT CANADIAN PORTS IN COASTWISE SHIPPING, BY PORT - JUL-SEP, 1981

TABLEAU 1. MARCHANDISES CHARGÉES ET DECHARGÉES DANS LES PORTS CANADIENS AU TITRE DU CABOTAGE, SELON LE PORT - JUIL-SEPT, 1981

		METRIC TONNES - TONNES MÉTRIQUE				
PORT	COMMODITY	LOADED	UNLOADED	TOTAL	CUMULATIVE	
PORT		CHARGÉES	DECHARGÉES	TOTAL	CUMULATIF	MARCHANDISES
	PERSONAL, HSEHCLD GOODS		2	2	5	ART. PERS. ET MENAGERS
	CONTAINERS, CLOSURES	10	71	81	146	CONTENEURS, FERMETURES
	GENERAL CARGO	3	80	83	128	MARCHANDISES DIVERSES
	PORT TOTAL	16	1 937	1 953	6 757	TOTAL DU PORT
BURGEDO	MEAT, FRESH OR FROZEN				10	VIANDE, FRAICHE / CONG.
	FISH, FRESH OR FROZEN				6	POISSON, FRAIS OU CONG.
	DAIRY PROD. EGGS, HONEY				8	PROD. LAIT., DEUFS, MIEL
	WHEAT FLOUR		3	3	6	FARINE DE BLE
	FROZEN FRUITS, BERRIES		1	1	1	FRUITS CONGÉLÉS, BAIES
	VEGETABLES, FROZEN				1	LEGUMES, CONGÉLÉS
	VEGETABLE PREP. NES		1	1	1	PREP. DE LEGUMES NDA
	SUGAR PREPARATIONS		5	5	5	PREP. A BASE DE SUCRE
	MISC. FOOD PREP. NES	10	27	37	133	DIV. PREP. ALIM. NDA
	FEEDS OF ANIMAL ORIGIN	432		432	1 036	PROD. D ORIGINE ANIMALE
	NON-ALCOHOLIC BEVERAGE	1	7	8	13	BOISSONS NON-ALCOHOL.
	ALE, BEER, STOUT, PORTER		4	4	13	ALE, BIÈRE, STOUT, PORTER
	DIST. ALCOHOLIC BEV.				1	BOISS. ALCOOL. DIST.
	SALT		32	32	32	SEL
	LUMBER AND TIMBER		2	2	94	BOIS D'OEUVRE ET CHARP.
	VENEER, PLYWOOD				3	PLACAGES, CONTRE-PLAQ.
	WOOD FAB. MATERIALS				2	DEMI-PRODUITS EN BOIS
	BLDG. PAPER AND BOARD		25	25	69	PLAQ. CONSTR., PAP/CART.
	TEXTILE FAB. MTL NES				9	OUVR. EN MAT. TEXT. NDA
	CHEM. SPECIALTIES NES				1	PROD. CHIM. SPÉCIAUX NDA
	GASOLINE				324	ESSENCE
	FUEL OIL	6		6	6 194	MAZOUT
	LUBRICATING OIL, GREASE				5	HUILE, GRAISSE LUBRIF.
	WIRE		8	8	14	FIL MÉTALLIQUE
	METAL FAB. BASIC PROD.		9	9	51	OUVR. DE BASE EN METAL
	GLASS BASIC PRODUCTS		1	1	1	OUVR. DE BASE EN VERRE
	CEMENT				34	CIMENT
	NON-MET. MIN. BASIC PROD				13	PROD. MIN. NON-MET. BAS E
	MISC. FABRICATED PROD.				19	OUVRAGES DIVERS
	MACHINERY NES				21	MACHINES NDA
	PASS. AUTOS AND CHASSIS				7	VOITURES PART., CHASSIS
	TRUCKS AND CHASSIS				14	CAMIONS ET CHASSIS
	ROAD MOTOR VEH. NES				6	VEH. AUTOM. ROUTIERS NDA
	SHIPS, AIRCRAFT, MIS. VEH	1	1	2	6	NAVIRES, AVIONS, VEH. DIV
	EQUIPMENT MISC.	1	1	2	78	MATÉRIEL DIVERS
	PERSONAL, HSEHCLD GOODS	4	1	5	7	ART. PERS. ET MENAGERS
	CONTAINERS, CLOSURES	4	24	28	74	CONTENEURS, FERMETURES
	GENERAL CARGO	54	341	395	1 339	MARCHANDISES DIVERSES
	PORT TOTAL	513	493	1 006	9 651	TOTAL DU PORT
CARMANVILLE	SALT		1 000	1 000	1 000	SEL
	PORT TOTAL		1 000	1 000	1 000	TOTAL DU PORT
CATALINA	SALT		5 475	5 475	5 475	SEL
	GASOLINE		317	317	1 172	ESSENCE
	FUEL OIL		3 191	3 191	7 977	MAZOUT
	PORT TOTAL		8 983	8 983	14 624	TOTAL DU PORT
CLARENVILLE	GASOLINE		3 021	3 021	5 593	ESSENCE
	FUEL OIL		2 013	2 013	6 783	MAZOUT
	ASPHALTS, ROAD OILS		7 745	7 745	12 794	ASPHALTE, BITUME LIQD.
	PETROL, COAL PRCD. NES				2 499	DÉRIVÉ PETR. CHARB. NDA
	PORT TOTAL		12 779	12 779	27 669	TOTAL DU PORT
CORNER BROOK	SALT		17 818	17 818	17 818	SEL
	GASOLINE		19 326	19 326	65 990	ESSENCE
	FUEL OIL		46 441	46 441	153 494	MAZOUT
	CEMENT	1 578		1 578	1 578	CIMENT
	GENERAL CARGO				4	MARCHANDISES DIVERSES
	CONTAINERIZED FREIGHT	596	19 911	20 507	54 050	FRET CONTENEUREUSE
	PORT TOTAL	2 174	103 496	105 670	292 934	TOTAL DU PORT
COME-BY-CHANCE	SALT		13 096	13 096	13 096	SEL
	PORT TOTAL		13 096	13 096	13 096	TOTAL DU PORT
FORTUNE	MEAT, FRESH OR FROZEN				17	VIANDE, FRAICHE / CONG.
	FISH, FRESH OR FROZEN	5	14	19	70	POISSON, FRAIS OU CONG.
	SHELL FISH, NES				24	MOLLUSQUES CRUST. NDA
	WHEAT FLOUR		27	27	57	FARINE DE BLE
	BAKERY PROD. INC. FROZEN	1		1	2	PROD. BOUL., PROD. CONG.
	FRUITS, PREP. CANNED				18	FRUITS PRÉP. EN BOITE
	VEGETABLES, FROZEN				1	LEGUMES, CONGÉLÉS
	MISC. FOOD PREP. NES		1	1	35	DIV. PREP. ALIM. NDA
	FEEDS OF ANIMAL ORIGIN	780		780	1 413	PROD. D ORIGINE ANIMALE
	LEATHER				1	CUIR
	LUMBER AND TIMBER		91	91	299	BOIS D'OEUVRE ET CHARP.
	SAWMILL PRODUCTS NES		1	1	1	SCIAGES NDA
	VENEER, PLYWOOD				46	PLACAGES, CONTRE-PLAQ.
	BLOG. PAPER AND BOARD	9	19	28	49	PLAQ. CONSTR., PAP/CART.
	TEXTILE FAB. MTL NES		2	2	2	OUVR. EN MAT. TEXT. NDA
	DYESTUFF, PIGMENT, PAINT	1		1	2	MAT. COLOR. PIG. PEINTUR.
	FUEL OIL		915	915	4 427	MAZOUT
	METAL FAB. BASIC PROD.	1	4	5	17	OUVR. DE BASE EN METAL
	BRICKS, TILES NES				19	BRIQUES, TUILES NDA
	CEMENT		129	129	293	CIMENT
	NON-MET. MIN. BASIC PROD	5	12	17	22	PROD. MIN. NON-MET. BASE

TABLE 1. COMMODITIES LOADED AND UNLOADED AT CANADIAN PORTS IN COASTWISE SHIPPING, BY PORT - JUL-SEP, 1981

TABLEAU 1. MARCHANDISES CHARGÉES ET DECHARGÉES DANS LES PORTS CANADIENS AU TITRE DU CABOTAGE, SELON LE PORT - JUIL-SEPT, 1981

PORT	COMMODITY	METRIC TONNES - TONNES METRIQUE		TOTAL	CUMULATIVE	MARCHANDISES
		LOADED	UNLOADED			
PORT		CHARGÉES	DECHARGÉES	TOTAL	CUMULATIF	
	ROAD MOTOR VEH. NES				8	VEH. AUTOM. ROUTIERS NDA
	SHIPS, AIRCRAFT, MIS. VEH	1		1	2	NAVIRES, AVIONS, VEH. DIV
	EQUIPMENT MISC.	1		1	1	MATERIEL DIVERS
	PERSONAL, HSEHCLD GOODS		1	1	2	ART. PERS. ET MENAGERS
	CONTAINERS, CLOSURES	4		4	20	CONTENEURS, FERMETURES
	GENERAL CARGO	82	89	171	650	MARCHANDISES DIVERSES
	PORT TOTAL	891	1 305	2 196	7 504	TOTAL DU PORT
GOOSE BAY	MEAT, FRESH OR FROZEN	1	2	3	3	VIANDE, FRAICHE / CONG.
	FISH, FRESH OR FROZEN	15	170	185	188	POISSON, FRAIS OU CONG.
	FISH, SALTED OR CURED	104		104	104	POISSON, SALE OU FUME
	MILK POWDER	35		35	35	LAIT EN POWDRE
	CORN	1		1	1	MAIS
	FRESH FRUITS, BERRIES	4		4	4	FRUITS FRAIS, BAIES
	FROZEN FRUITS, BERRIES	2		2	4	FRUITS CONGELES, BAIES
	FRUITS, PREP. CANNED	17	82	99	173	FRUITS PREP. EN BOITE
	VEGETABLES, FROZEN	4		4	7	LEGUMES, CONGELES
	VEGETABLE PREP. NES	19	82	101	101	PREP. DE LEGUMES NDA
	SUGAR PREPARATIONS	1		1	1	PREP. A BASE DE SUCRE
	MISC. FOOD PREP. NES	245	676	921	1 004	DIV. PREP. ALIM. NDA
	NON-ALCOHOLIC BEVERAGE	16		16	16	BOISSONS NON-ALCOOLIC.
	ALE, BEER, STOUT, PORTER	10		10	10	ALE, BIÈRE, STOUT, PORTER
	DIST. ALCOHOLIC BEV.	1		1	1	BOISS. ALCOOL. DIST.
	BOLTS, ROUND TIMBER	9		9	9	BILLOTS, BOIS RONDS
	CRUDE WOOD MTL. NES	1		1	1	MATIERES BOIS BRUT NDA
	SAND AND GRAVEL		13	13	13	SABLE ET GRAVIERS
	SALT	119		119	119	SEL
	FURS, DRESSED		1	1	1	FOURRURES APPRETEES
	LUMBER AND TIMBER	38	2	40	45	BOIS OEUVRE ET CHARP.
	SHINGLES AND SHAKES	2		2	2	BARDEAUX, BARD. FACADE
	VENEER, PLYWOOD	1		1	1	PLACAGES, CONTRE-PLAQ.
	PAPERBOARD		1	1	1	CARTON
	BLDG. PAPER AND BOARD	102	1 157	1 259	1 501	PLAQ. CONSTR., PAP/CART.
	EXPLOS., FUSES, CAPS		2	2	2	EXPLOS., AMORCES, DET.
	GASOLINE		9 906	9 906	9 906	ESSENCE
	FUEL OIL	86	46 973	47 059	47 059	MAZOUT
	COKE	1		1	1	COKE
	PRIMARY IRON, STEEL NES	1		1	1	FER, ACIER PRIMAIR. NDA
	CASTINGS, FORGINGS	2	7	9	9	MOUL. PIECES FORGEES
	METAL FAB. BASIC PROD.	60	19	79	79	OUVR. DE BASE EN METAL
	CEMENT	32	82	114	431	CIMENT
	NON-MET. MIN. BASIC PROD	4	3	7	7	PROD. MIN. NON-MET. BASE
	MISC. FABRICATED PROD.	8		8	8	OUVRAGES DIVERS
	TRACTORS		18	18	18	TRACTEURS
	MACHINERY NES	49	52	101	101	MACHINES NDA
	PASS. AUTOS AND CHASSIS	15	183	198	282	VOITURES PART., CHASSIS
	TRUCKS AND CHASSIS	10	4	14	14	CAMIONS ET CHASSIS
	MOTOR VEHICLE ENGINES	1		1	1	MCTEURS DE VEH. AUTOM.
	ROAD MOTOR VEH. NES	117	157	274	274	VEH. AUTOM. ROUTIERS NDA
	SHIPS, AIRCRAFT, MIS. VEH	14	28	42	49	NAVIRES, AVIONS, VEH. DIV
	EQUIPMENT MISC.	77	1	78	78	MATERIEL DIVERS
	PERSONAL, HSEHOLD GOODS	28	48	76	120	ART. PERS. ET MENAGERS
	CONTAINERS, CLOSURES	361	39	400	400	CONTENEURS, FERMETURES
	MISC. END PRODUCTS NES	2		2	2	PRODUITS FINIS DIV. NDA
	GENERAL CARGO	1 164	923	2 087	2 335	MARCHANDISES DIVERSES
	CONTAINERIZED FREIGHT	2 114	4 573	6 687	8 823	FRET CONTENEURESE
	PORT TOTAL	4 893	65 204	70 097	73 345	TOTAL DU PORT
GRAND BANK	FEEDS OF ANIMAL ORIGIN	44		44	44	PROV. D ORIGINE ANIMALE
	SALT		2	2	4	SEL
	LUMBER AND TIMBER	2	64	66	318	BOIS OEUVRE ET CHARP.
	VENEER, PLYWOOD				3	PLACAGES, CONTRE-PLAQ.
	BLDG. PAPER AND BOARD		34	34	140	PLAQ. CONSTR., PAP/CART.
	FERTILIZERS NES				17	ENGRAIS CHIMIQUES NDA
	GASOLINE				1 615	ESSENCE
	FUEL OIL	6	1 413	1 419	6 040	MAZOUT
	LUBRICATING OIL, GREASE	16	86	102	280	HUILE, GRAISSE LUBRIF.
	PETROL. COAL PRCD. NES				5	DERIVE PETR. CHARB. NDA
	METAL FAB. BASIC PROD.		4	4	6	OUVR. DE BASE EN METAL
	CEMENT				154	CIMENT
	NON-MET. MIN. BASIC PROD		5	5	20	PROD. MIN. NON-MET. BASE
	MISC. FABRICATED PROD.		33	33	33	OUVRAGES DIVERS
	MACHINERY NES				3	MACHINES NDA
	EQUIPMENT MISC.				3	MATERIEL DIVERS
	PERSONAL, HSEHOLD GOODS		3	3	4	ART. PERS. ET MENAGERS
	CONTAINERS, CLOSURES	39	21	60	230	CONTENEURS, FERMETURES
	GENERAL CARGO	59	132	191	459	MARCHANDISES DIVERSES
	PORT TOTAL	166	1 797	1 963	9 378	TOTAL DU PORT
HARBOUR BRETON	MEAT, FRESH OR FROZEN				5	VIANDE, FRAICHE / CONG.
	DAIRY PROD. EGGS, HONEY		15	15	59	PROD. LAIT., DEUFS, MIEL
	WHEAT FLOUR				1	FARINE DE BLE
	FRUITS, PREP. CANNED				2	FRUITS PREP. EN BOITE
	SUGAR PREPARATIONS		1	1	1	PREP. A BASE DE SUCRE
	MISC. FOOD PREP. NES		6	6	27	DIV. PREP. ALIM. NDA
	FEEDS OF ANIMAL ORIGIN	364		364	1 047	PROV. D ORIGINE ANIMALE
	ORES AND CONC. NES				4	MINERAIS ET CONC. NDA
	LUMBER AND TIMBER		35	35	73	BOIS OEUVRE ET CHARP.
	VENEER, PLYWOOD		1	1	1	PLACAGES, CONTRE-PLAQ.
	WOOD FAB. MATERIALS		1	1	1	DEMI-PRODUITS EN BOIS
	BLDG. PAPER AND BOARD		14	14	21	PLAQ. CONSTR., PAP/CART.



TABLE 1. COMMODITIES LOADED AND UNLOADED AT CANADIAN PORTS IN COASTWISE SHIPPING, BY PORT - JUL-SEP, 1981

TABLEAU 1. MARCHANDISES CHARGÉES ET DÉCHARGÉES DANS LES PORTS CANADIENS AU TITRE DU CABOTAGE, SELON LE PORT - JUIL-SEPT, 1981

		METRIC TONNES - TONNES METRIQUE				
PORT	COMMODITY	LOADED	UNLOADED	TOTAL	CUMULATIVE	
PORT		CHARGÉES	DÉCHARGÉES	TOTAL	CUMULATIF	MARCHANDISES
	METALLIC SALTS				3	SELS METALLIQUES
	DYESTUFF, PIGMENT, PAINT		3	3	7	MAT. COLOR. PIG. PEINTURE
	GASOLINE		1	1	1 084	ESSENCE
	FUEL OIL		1 103	1 103	5 608	MAZOUT
	WIRE				1	FIL METALLIQUE
	METAL FAB. BASIC PROD.		10	10	22	OUVR. DE BASE EN METAL
	CEMENT		41	41	84	CIMENT
	MACHINERY NES				1	MACHINES NDA
	EQUIPMENT MISC.	3	22	25	60	MATERIEL DIVERS
	CONTAINERS, CLOSURES	10	18	28	45	CONTENEURS, FERMETURES
	GENERAL CARGO	20	81	101	280	MARCHANDISES DIVERSES
	<b>PORT TOTAL</b>	<b>397</b>	<b>1 352</b>	<b>1 749</b>	<b>8 437</b>	<b>TOTAL DU PORT</b>
HARBOUR GRACE	GASOLINE		1 718	1 718	3 257	ESSENCE
	FUEL OIL		1 200	1 200	6 265	MAZOUT
	<b>PORT TOTAL</b>		<b>2 918</b>	<b>2 918</b>	<b>9 522</b>	<b>TOTAL DU PORT</b>
RAMEA	MEAT, FRESH OR FROZEN				25	VIANDE, FRAICHE / CONG.
	FISH, FRESH OR FROZEN	6		6	49	POISSON, FRAIS OU CONG.
	SHELL FISH, NES				24	MOLLUSQUES CRUST., NDA
	WHEAT FLOUR	1		1	1	FARINE DE BLE
	BAKERY PROD. INC. FROZEN		1	1	1	PROD. BOUL., PROD. CONG.
	FROZEN FRUITS, BERRIES				1	FRUITS CONGELES, BAIES
	VEGETABLES, FROZEN				2	LEGUMES, CONGELES
	VEGETABLE PREP. NES		1	1	1	PREP. DE LEGUMES NDA
	SUGAR PREPARATIONS		3	3	3	PREP. A BASE DE SUCRE
	MISC. FOOD PREP. NES		61	61	244	DIV. PREP. ALIM. NDA
	FEEDS OF ANIMAL ORIGIN	192		192	705	PROV. D ORIGINE ANIMALE
	NON-ALCOHOLIC BEVERAGE		1	1	8	BOISSONS NON-ALCOOLIQ.
	ALE, BEER, STOUT, PORTER		17	17	44	ALE, BIÈRE, STOUT, PORTER
	DIST. ALCOHOLIC BEV.				1	BOISS. ALCOOL. DIST.
	BOLTS, ROUND TIMBER		23	23	23	BILLOTS, BOIS RONDS
	SAND AND GRAVEL		105	105	158	SABLE ET GRAVIERS
	LIMESTONE				5	PIERRE CALCAIRE
	SALT		4	4	11	SEL
	RUBBER FAB. MATERIALS				8	DEMI-PROD. CAOUTCHOUC
	LUMBER AND TIMBER		25	25	149	BOIS D'OEUVRE ET CHARP.
	VENEER, PLYWOOD	1		1	1	PLACAGES, CONTRE-PLAQ.
	WOOD FAB. MATERIALS				1	DEMI-PRODUITS EN BOIS
	PAPERBOARD		2	2	2	CARTON
	BLDG. PAPER AND BOARD	5	9	14	71	PLAQ. CONSTR., PAP/CART.
	FISH, MARINE ANIMAL OIL	29		29	63	HUILE DE POISSON, AN. MAR
	EXPLDS., FUSES, CAPS		5	5	5	EXPLOS., AMORCES, DET.
	FERTILIZERS NES				5	ENGRAIS CHIMIQUES NDA
	DYESTUFF, PIGMENT, PAINT		2	2	4	MAT. COLOR. PIG. PEINTURE
	CHEM. SPECIALTIES NES				1	PROD. CHIM. SPECIAUX NDA
	GASOLINE	1		1	1 021	ESSENCE
	FUEL OIL		1 733	1 733	4 448	MAZOUT
	LUBRICATING OIL, GREASE		8	8	9	HUILE, GRAISSE LUBRIF.
	PETROL. COAL PROD. NES				19	DERIVE PETR. CHARB. NDA
	PRIMARY IRON, STEEL NES				4	FER, ACIER PRIMAIR. NDA
	CASTINGS, FORGINGS		24	24	24	MOUL. PIECES FORGEES
	PLATE & SHEET STEEL				64	TOLES, FEUILLES D'ACIER
	PIPES, TUBES: IRON, STEEL		21	21	21	TUYAUX, TUBES: FER, ACIER
	METAL FAB. BASIC PROD.		6	6	45	OUVR. DE BASE EN METAL
	BRICKS, TILES NES		82	82	109	BRIQUES, TUILES NOA
	CEMENT		3	3	89	CIMENT
	NON-MET. MIN. BASIC PROD		3	3	12	PROD. MIN. NON-MET. BASE
	MACHINERY NES	25	15	40	89	MACHINES NDA
	PASS. AUTOS AND CHASSIS				8	VOITURES PART., CHASSIS
	TRUCKS AND CHASSIS				19	CAMIONS ET CHASSIS
	ROAD MOTOR VEH. NES	4		4	6	VEH. AUTOM. ROUTIERS NOA
	EQUIPMENT MISC.	8	88	96	367	MATERIEL DIVERS
	PERSONAL, HSEHOLD GOODS		1	1	2	ART. PERS. ET MENAGERS
	CONTAINERS, CLOSURES	82	17	99	141	CONTENEURS, FERMETURES
	GENERAL CARGO	19	902	984	2 399	MARCHANDISES DIVERSES
	<b>PORT TOTAL</b>	<b>373</b>	<b>3 162</b>	<b>3 535</b>	<b>10 512</b>	<b>TOTAL DU PORT</b>
HOLYROOD	GASOLINE	1 631	2 994	4 625	29 288	ESSENCE
	FUEL OIL	52 211	2 038	54 249	177 820	MAZOUT
	<b>PORT TOTAL</b>	<b>53 842</b>	<b>5 032</b>	<b>58 874</b>	<b>207 108</b>	<b>TOTAL DU PORT</b>
LEWISPORTE	FISH, FRESH OR FROZEN		426	426	437	POISSON, FRAIS OU CONG.
	SHELL FISH, NES		7	7	7	MOLLUSQUES CRUST., NDA
	DAIRY PROD. EGGS, HONEY				1	PROD. LAIT., OEUFS, MIEL
	WHEAT FLOUR	3		3	7	FARINE DE BLE
	FROZEN FRUITS, BERRIES				2	FRUITS CONGELES, BAIES
	FRUITS, PREP. CANNED	82	17	99	197	FRUITS PREP. EN BOITE
	VEGETABLES, FRESH	1		1	1	LEGUMES, FRAIS
	VEGETABLES, FROZEN				6	LEGUMES, CONGELES
	VEGETABLE PREP. NES	82	14	96	96	PREP. DE LEGUMES NDA
	MISC. FOOD PREP. NES	748	29	777	978	DIV. PREP. ALIM. NDA
	FEEDS OF ANIMAL ORIGIN		136	136	136	PROV. D ORIGINE ANIMALE
	CONC. COMPLETE FEEDS	1		1	1	CONC., PROV. COMPLETEES
	NON-ALCOHOLIC BEVERAGE				1	BOISSONS NON-ALCOOLIQ.
	RAW HIDES AND SKINS		2	2	4	PEAUX ET CUIRS BRUT
	BOLTS, ROUND TIMBER	8		8	8	BILLOTS, BOIS RONDS
	SAND AND GRAVEL	29		29	29	SABLE ET GRAVIERS
	SALT		5 148	5 148	5 148	SEL
	LUMBER AND TIMBER	31		31	31	BOIS D'OEUVRE ET CHARP.
	BLDG. PAPER AND BOARD	1 231	9	1 240	1 494	PLAQ. CONSTR., PAP/CART.

TABLE 1. COMMODITIES LOADED AND UNLOADED AT CANADIAN PORTS IN COASTWISE SHIPPING, BY PORT - JUL-SEP, 1981

TABLEAU 1. MARCHANDISES CHARGÉES ET DÉCHARGÉES DANS LES PORTS CANADIENS AU TITRE DU CABOTAGE, SELON LE PORT - JUIL-SEPT, 1981

		METRIC TONNES - TONNES METRIQUE				
PORT	COMMODITY	LOADED	UNLOADED	TOTAL	CUMULATIVE	
PORT		CHARGÉES	DÉCHARGÉES	TOTAL	CUMULATIF	MARCHANDISES
	TEXTILE FAB.MTL NES	7		7	10	CUVR.EN MAT.TEXT.NDA
	FISH,MARINE ANIMAL OIL				2	HUIL.DE POISSON,AN.MAR
	METALLIC SALTS				2	SELS METALLIQUES
	EXPLOS., FUSES, CAPS	52		52	70	EXPLOS.,AMORCES, DET.
	PLASTIC MATERIALS	1		1	1	MATIERES PLASTIQUES
	GASOLINE	194	15 906	16 100	35 854	ESSENCE
	FUEL OIL	536	9 341	9 877	36 092	MAZOUT
	LUBRICATING OIL, GREASE	3		3	4	HUIL, GRAISSE LUBRIF.
	PETROL.COAL PRCD.NES	5	1	6	6	DERIVE PETR.CHARB.NDA
	CASTINGS, FORGINGS	7		7	7	MOUL.PIECES FORGEES
	METAL FAB.BASIC PROD.	10	2	12	23	OUVR.DE BASE EN METAL
	CEMENT	212		212	652	CIMENT
	NON-MET.MIN.BASIC PROD	8		8	19	PROD.MIN.NON-MET.BASE
	MISC.FABRICATED PROD.	1		1	1	OUVRAGES DIVERS
	TRACTORS	20		20	20	TRACTEURS
	MACHINERY NES	51	42	93	98	MACHINES NDA
	PASS.AUTOS AND CHASSIS	183	15	198	282	VOITURES PART., CHASSIS
	TRUCKS AND CHASSIS				9	CAMIONS ET CHASSIS
	MOTOR VEHICLE ENGINES	8		8	8	MCTEURS DE VEH.AUTOM.
	ROAD MOTOR VEH. NES	178	108	286	286	VEH.AUTOM.ROUTIERS NDA
	SHIPS,AIRCRAFT,MIS.VEH	8	3	11	15	NAVIRES,AVIONS,VEH.DIV
	EQUIPMENT MISC.	4	68	72	84	MATERIEL DIVERS
	PERSONAL, HSEHOLD GOODS	39	8	47	89	ART.PERS.ET MENAGERS
	CONTAINERS,CLOSURES	105	460	565	605	CONTENEURS,FERMETURES
	GENERAL CARGO	1 240	455	1 695	2 071	MARCHANDISES DIVERSES
	CONTAINERIZED FREIGHT				316	FRET CONTENEURESE
	PORT TOTAL	5 088	32 197	37 285	85 210	TOTAL DU PORT
LITTLE BAY	GASOLINE		940	940	1 439	ESSENCE
	FUEL OIL		942	942	1 667	MAZOUT
	PORT TOTAL		1 882	1 882	3 106	TOTAL DU PORT
LONG POND	BARLEY		1 315	1 315	1 875	ORGE
	CORN				1 551	MAIS
	OATS		1 025	1 025	1 636	AVOINE
	WHEAT		2 405	2 405	4 795	BLE
	GASOLINE		4 497	4 497	24 266	ESSENCE
	FUEL OIL		5 489	5 489	33 669	MAZOUT
	METAL FAB.BASIC PROD.				70	OUVR.DE BASE EN METAL
	PORT TOTAL		14 731	14 731	67 862	TOTAL DU PORT
MARYSTOWN	SUGAR PREPARATIONS	4		4	5	PREP. A BASE DE SUCRE
	MISC.FOOD PREP.NES	8		8	12	DIV.PREP.ALIM.NDA
	HAY,FORAGE, STRAW				12	FOIN,FOURRAGE,PAILLE
	FEEDS OF ANIMAL ORIGIN	546		546	2 245	PROV.O ORIGINE ANIMALE
	NON-ALCOHOLIC BEVERAGE				4	BOISSONS NON-ALCCOLIQ.
	ALE, BEER, STOUT, PORTER	1		1	12	ALE,BIERE,STOUT,PORTER
	LIMESTONE		124	124	124	PIERRE CALCAIRE
	SALT		4 717	4 717	4 717	SEL
	LUMBER AND TIMBER		118	118	497	BOIS DOEUVRE ET CHARP.
	SHINGLES AND SHAKES				29	BARDEAUX,BARD.FACADE
	VENEER, PLYWOOD		1	1	70	PLACAGES,CONTRE-PLAQ.
	WOOD FAB.MATERIALS				43	DEMI-PRODUITS EN BOIS
	PAPERBOARD				43	CARTON
	BLDG.PAPER AND BOARD	2	63	65	125	PLAQ.CONSTR.,PAP/CART.
	TEXTILE FAB.MTL NES				1	CUVR.EN MAT.TEXT.NDA
	METALLIC SALTS				3	SELS METALLIQUES
	FERTILIZERS NES				62	ENGRAIS CHIMIQUES NDA
	DYESTUFF, PIGMENT, PAINT				9	MAT.COLOR.PIG.PEINTURE
	GASOLINE		3 186	3 186	8 082	ESSENCE
	FUEL OIL		3 243	3 243	17 831	MAZOUT
	PLATE & SHEET STEEL		955	955	1 107	TOLES,FEUILLES D ACIER
	STRUCTURAL SHAPES		649	649	649	PROFILES DE CONSTRUCT.
	METAL FAB.BASIC PROD.	1	7	8	12	OUVR.DE BASE EN METAL
	BRICKS, TILES NES				90	BRIQUES,TUILES NDA
	CEMENT		123	123	441	CIMENT
	NON-MET.MIN.BASIC PROD		14	14	44	PROD.MIN.NON-MET.BASE
	MISC.FABRICATED PROD.		4	4	5	OUVRAGES DIVERS
	MACHINERY NES	5		5	5	MACHINES NDA
	TRUCKS AND CHASSIS				2	CAMIONS ET CHASSIS
	ROAD MOTOR VEH. NES	9		9	12	VEH.AUTOM.ROUTIERS NDA
	SHIPS,AIRCRAFT,MIS.VEH		3	3	7	NAVIRES,AVIONS,VEH.DIV
	EQUIPMENT MISC.		6	6	95	MATERIEL DIVERS
	PERSONAL, HSEHOLD GOODS	7	9	16	17	ART.PERS.ET MENAGERS
	CONTAINERS,CLOSURES	5	4	9	24	CONTENEURS,FERMETURES
	MISC. END PRODUCTS NES				1	PRODUITS FINIS DIV.NDA
	GENERAL CARGO	40	44	84	327	MARCHANDISES DIVERSES
	PORT TOTAL	628	13 270	13 898	36 764	TOTAL DU PORT
PORT AUX BASQUES	MEAT,FRESH OR FROZEN		139	139	224	VIANDE,FRAICHE / CONG.
	MEAT AND MEAT PREP.NES		448	448	623	VIANDES ET PREP.NDA
	FISH,FRESH OR FROZEN		11	11	29	POISSON,FRAIS OU CONG.
	FISH,SALTED OR CURED				1	POISSON,SALE OU FUME
	SHELL FISH,NES	3		3	13	MOLLUSQUES CRUST.,NDA
	MILK POWDER				47	LAIT EN POWDRE
	DAIRY PROD.EGGS,HONEY		16	16	127	PROD.LAIT.,DEUFS,MIEL
	CORN		41	41	654	MAIS
	OATS		127	127	291	AVOINE
	WHEAT		44	44	88	BLE
	CORN STARCH				36	FECULE DE MAIS
	WHEAT FLOUR	3	3 485	3 488	10 506	FARINE DE BLE

TABLE 1. COMMODITIES LOADED AND UNLOADED AT CANADIAN PORTS IN COASTWISE SHIPPING, BY PORT - JUL-SEP 1981

TABLEAU 1. MARCHANDISES CHARGÉES ET DÉCHARGÉES DANS LES PORTS CANADIENS AU TITRE DU CABOTAGE, SELON LE PORT - JUIL-SEPT, 1981

		METRIC TONNES - TONNES METRIQUE				
PORT	COMMODITY	LOADED	UNLOADED	TOTAL	CUMULATIVE	
PORT		CHARGÉES	DÉCHARGÉES	TOTAL	CUMULATIF	MARCHANDISES
	CEREALS MILLED, NES		315	315	1 182	CEREALES MOULUES, NDA
	BAKERY PROD. INC. FROZEN		54	54	280	PROD. BOUL., PROD. CONG.
	MACARONI, CEREAL PROD.		36	36	36	PATES ALIM. PROD. CEREAL
	APPLES				122	POMMES
	FRESH FRUITS, BERRIES				49	FRUITS FRAIS, BAIES
	FROZEN FRUITS, BERRIES	1		1	45	FRUITS CONGÉLÉS, BAIES
	DRIED FRUITS				70	FRUITS SECS
	FRUITS, PREP. CANNED		1 435	1 435	6 219	FRUITS PREP. EN BOITE
	POTATOES				27	POMMES DE TERRE
	VEGETABLES, FRESH				2	LEGUMES, FRAIS
	VEGETABLES, FRCZEN		17	17	82	LEGUMES, CONGÉLÉS
	VEGETABLE PREP. NES	2	677	679	679	PREP. DE LEGUMES NDA
	SUGAR, NES		1 486	1 486	3 860	SUCRE, NDA
	SUGAR PREPARATIONS	8	92	100	583	PREP. A BASE DE SUCRE
	COFFEE		137	137	189	CAFE
	MARGARINE		244	244	1 269	MARGARINE
	SHORTENING		181	181	466	GRAISSE CULINAIRE
	MISC. FOOD PREP. NES	209	1 286	1 495	4 406	DIV. PREP. ALIM. NDA
	HAY, FORAGE, STRAW		83	83	1 482	FOIN, FOURRAGE, PAILLE
	HULLS, SCREENINGS, CHAFF		45	45	45	ECOLURES, CRIBLURES, BAL
	BRAN, SHORTS, MIDDINGS				41	SON, ISSUES DE CEREALES
	SOYA, OIL MEAL, CAKE				210	FARINE TOURT. GR. SOYA
	OIL SEED MEAL, CAKE NES		33	33	33	FAR. TOURT. BLEAG. NDA
	FEEDS, VEGETABLE ORIGIN		122	122	122	PROV. D'ORIGINE VEGETALE
	FEEDS OF ANIMAL ORIGIN	4 011	83	4 094	6 442	PROV. D'ORIGINE ANIMALE
	CONC. COMPLETE FEEDS		1 729	1 729	6 594	CONC., PROV. COMPLETES
	NON-ALCOHOLIC BEVERAGE	9		9	28	BOISSONS NON-ALCOOLIQ.
	ALE, BEER, STOUT, PORTER	27		27	73	ALE, BIÈRE, STOUT, PORTER
	DIST. ALCOHOLIC BEV.				3	BOISS. ALCOOL. DIST.
	SEEDS FOR SOWING NES				7	GRAINES DE SEMENCE NDA
	BOLTS, ROUND TIMBER				249	BILLOTS, BOIS RONDS
	PULPWOOD		93	93	350	BOIS A PATE
	ORES AND CONC. NES				4	MINERAIS ET CONC. NDA
	IRON AND STEEL SCRAP	145	44	189	5 262	DECHETS DE FER, D'ACIER
	COAL, BITUMINOUS		32	32	421	CHARBON BITUMINEUX
	ASBESTOS		14	14	54	AMIANTE
	CLAY MATERIALS NES		425	425	1 078	MATIERES ARGIL. NDA
	SAND AND GRAVEL	11	185	196	596	SABLE ET GRAVIERS
	LIMESTONE		1 231	1 231	3 300	PIERRE CALCAIRE
	STONE, CRUDE NES				1	PIERRE BRUTE NDA
	BARYTES, NATURAL				4 321	BARYTINE NATURELLE
	PHOSPHATE ROCK				18	ROCHE PHOSPHATEE
	SALT		5 231	5 231	5 753	SEL
	WASTE AND SCRAP NES	277	16	293	347	DECHETS ET REBUTS NDA
	RUBBER FAB. MATERIALS				294	DEMI-PROD. CAOUTCHOUC
	LUMBER AND TIMBER	210	5 143	5 353	20 641	BOIS D'OEUVRE ET CHARP.
	RAILWAY TIES		200	200	1 723	TRAVERSES DE CH. FER
	SHINGLES AND SHAKES				83	BARDEAUX, BARO. FACADE
	VENEER, PLYWOOD		1 013	1 013	6 268	PLACAGES, CONTRE-PLAQ.
	COOPERAGE STOCK				62	DEMI-PROD. TONNELLERIE
	WOOD FAB. MATERIALS		203	203	748	DEMI-PRODUITS EN BOIS
	PULP		1 787	1 787	5 769	PATE
	NEWSPRINT PAPER	9 991	159	10 150	33 814	PAPIER JOURNAL
	PAPER NES	1	1 192	1 193	3 875	PAPIER NDA
	PAPERBOARD	2	803	805	1 460	CARTON
	BLOG. PAPER AND BOARD	72	2 146	2 218	8 015	PLAQ. CONSTR., PAP/CART.
	WET MACHINE BOARD		708	708	777	CARTON EN PATE PRESSE
	TEXTILE FAB. MTL NES	4	253	257	1 073	OUVR. EN MAT. TEXT. NDA
	FISH, MARINE ANIMAL OIL				30	HUIL. DE POISSON, AN. MAR
	VEG. OILS, FATS NES		143	143	241	HUIL. MAT. GRAS. VEG. NDA
	METALLIC SALTS	30	591	621	1 254	SELS METALLIQUES
	INORGANIC CHEMS. NES	18	414	432	1 015	PROD. CHIM. INDRG. NDA
	EXPLOS., FUSES, CAPS	58	1 006	1 064	2 463	EXPLOS., AMORCES, DET.
	FERTILIZERS NES	70	565	635	4 505	ENGRAIS CHIMIQUES NDA
	AGRICULTURAL CHEMICALS		20	20	66	PROD. CHIM. AGRICOLES
	PLASTIC MATERIALS		235	235	758	MATIERES PLASTIQUES
	DYESTUFF, PIGMENT, PAINT		54	54	64	MAT. COLOR. PIEG. PEINTURE
	CHEM. SPECIALTIES NES				37	PROD. CHIM. SPECIAUX NDA
	GASOLINE				10	ESSENCE
	FUEL OIL	31	4 527	4 558	16 899	MAZOUT
	LUBRICATING OIL, GREASE		536	536	1 515	HUILE, GRAISSE LUBRIF.
	COKE				29	COKE
	ASPHALTS, ROAD CILS		44	44	98	ASPHALTE, BITUME LIQD.
	COAL TAR, PITCH				23	GOUDRON, BRAI DE BOUIL.
	PETROL. COAL PROD. NES		1 502	1 502	3 369	DERIVE PETR. CHARB. NDA
	PRIMARY IRON, STEEL NES	190	42	232	233	FER, ACIER PRIMAIR. NDA
	CASTINGS, FORGINGS		17	17	17	MOUL. PIEGES FORGÉES
	BAR AND RODS, STEEL		312	312	641	BARRES ET TIGES ACIER
	PLATE & SHEET STEEL		614	614	2 019	TOLES, FEUILLES D'ACIER
	STRUCTURAL SHAPES		172	172	1 206	PROFILES DE CONSTRUCT.
	RAILS & TRACK MATERIAL	53	1 580	1 633	1 684	RAILS, MAT. VOIE FERREE
	PIPES, TUBES: IRON, STEEL	21	325	346	417	TUYAUX, TUBES: FER, ACIER
	WIRE	8		8	209	FIL METALLIQUE
	ALUMINUM				53	ALUMINIUM
	NON-FERROUS METALS NES				106	METAUX NON-FERREUX NDA
	METAL FAB. BASIC PROD.	28	243	271	1 684	OUVR. DE BASE EN METAL
	BRICKS, TILES NES	82	194	276	675	BRIQUES, TUILES NDA
	CEMENT	528		528	1 710	CIMENT
	CEMENT BASIC PROD.		9	9	77	OUVR. DE BASE CIMENT
	LIME		686	686	2 121	CHAUX
	NON-MET. MIN. BASIC PROD	27	1 617	1 644	2 839	PROD. MIN. NON-MET. BASE



TABLE 1. COMMODITIES LOADED AND UNLOADED AT CANADIAN PORTS IN COASTWISE SHIPPING, BY PORT - JULY-SEPT, 1981

TABLEAU 1. MARCHANDISES CHARGÉES ET DÉCHARGÉES DANS LES PORTS CANADIENS AU TITRE DU CABOTAGE, SELON LE PORT - JUIL-SEPT, 1981

		METRIC TONNES - TONNES METRIQUE				
PORT	COMMODITY	LOADED	UNLOADED	TOTAL	CUMULATIVE	
PORT		CHARGÉES	DÉCHARGÉES	TOTAL	CUMULATIF	MARCHANDISES
	MISC. FABRICATED PROD.	9	26	35	82	OUVRAGES DIVERS
	TRACTORS		2	2	2	TRACTEURS
	MACHINERY NES	5	12	17	313	MACHINES NDA
	RAILWAY ROLLING STOCK				197	MAT. ROUL. OE CH. DE FER
	PASS. AUTOS AND CHASSIS		2 588	2 588	7 451	VOITURES PART., CHASSIS
	TRUCKS AND CHASSIS				59	CAMIONS ET CHASSIS
	MOTOR VEHICLE ENGINES	131	157	288	293	MOTEURS DE VEH. AUTOM.
	ROAD MOTOR VEH. NES				2 560	VEH. AUTOM. ROUTIERS NDA
	SHIPS, AIRCRAFT, MIS. VEH	6	42	48	119	NAVIRES, AVIONS, VEH. DIV
	RUBBER TIRES AND TUBES		270	270	573	PNEUS, CHAMBRES A AIR
	EQUIPMENT MISC.	118	1 223	1 341	4 152	MATERIEL DIVERS
	PERSONAL, HSEHOLD GOODS	5	1 463	1 468	4 752	ART. PERS. ET MENAGERS
	CONTAINERS, CLOSURES	196	2 028	2 224	6 328	CONTENEURS, FERMETURES
	MISC. END PRODUCTS NES		309	309	937	PRODUITS FINIS DIV. NDA
	GENERAL CARGO	1 041	3 364	4 405	13 405	MARCHANDISES DIVERSES
	PORT TOTAL	17 641	60 176	77 817	242 931	TOTAL DU PORT
PORT HOPE SIMPSON	MISC. FOOD PREP. NES		9	9	22	DIV. PREP. ALIM. NDA
	NON-ALCOHOLIC BEVERAGE				2	BOISSONS NON-ALCOOLIQ.
	SHINGLES AND SHAKES	1		1	1	BARDEAUX, BARD. FACADE
	BLDG. PAPER AND BOARD		27	27	27	PLAQ. CONSTR., PAP/CART.
	GASOLINE		83	83	83	ESSENCE
	FUEL OIL	88	107	195	195	MAZOUT
	METAL FAB. BASIC PROD.				1	OUVR. DE BASE EN METAL
	CEMENT		1	1	1	CIMENT
	ROAD MOTOR VEH. NES	3	9	12	12	VEH. AUTOM. ROUTIERS NDA
	SHIPS, AIRCRAFT, MIS. VEH	1	3	4	4	NAVIRES, AVIONS, VEH. DIV
	EQUIPMENT MISC.		4	4	9	MATERIEL DIVERS
	PERSONAL, HSEHOLD GOODS	3		3	4	ART. PERS. ET MENAGERS
	CONTAINERS, CLOSURES	34	4	38	40	CONTENEURS, FERMETURES
	GENERAL CARGO	7	76	83	99	MARCHANDISES DIVERSES
	PORT TOTAL	137	323	460	500	TOTAL DU PORT
LONG HARBOUR	PHOSPHATE ROCK		22 712	22 712	22 712	ROCHE PHOSPHATEE
	INORGANIC CHEMS. NES	25 008		25 008	32 701	PROD. CHIM. INORG. NDA
	PORT TOTAL	25 008	22 712	47 720	55 413	TOTAL DU PORT
ST. ALBANS	FISH, FRESH OR FROZEN		1	1	1	POISSON, FRAIS OU CONG.
	SUGAR PREPARATIONS		1	1	3	PREP. A BASE DE SUCRE
	MISC. FOOD PREP. NES		1	1	2	DIV. PREP. ALIM. NDA
	CONC. COMPLETE FEEDS				1	CONC., PROV. COMPLETES
	ALE, BEER, STOUT, PORTER	2		2	3	ALE, BIÈRE, STOUT, PORTER
	STONE, CRUDE NES				1	PIERRE BRUTE NDA
	LUMBER AND TIMBER	40		40	85	BOIS D'OEUVRE ET CHARP.
	SHINGLES AND SHAKES	3		3	3	BARDEAUX, BARD. FACADE
	VENEER, PLYWOOD				1	PLACAGES, CONTRE-PLAQ.
	PAPER NES		1	1	1	PAPIER NDA
	BLDG. PAPER AND BOARD		13	13	41	PLAQ. CONSTR., PAP/CART.
	TEXTILE FAB. MTL NES		1	1	1	OUVR. EN MAT. TEXT. NDA
	GASOLINE				393	ESSENCE
	FUEL OIL				579	MAZOUT
	MACHINERY NES		1	1	1	MACHINES NDA
	SHIPS, AIRCRAFT, MIS. VEH				1	NAVIRES, AVIONS, VEH. DIV
	EQUIPMENT MISC.				4	MATERIEL DIVERS
	PERSONAL, HSEHOLD GOODS	1	3	4	4	ART. PERS. ET MENAGERS
	CONTAINERS, CLOSURES				1	CONTENEURS, FERMETURES
	GENERAL CARGO	1	23	24	36	MARCHANDISES DIVERSES
	PORT TOTAL	47	45	92	1 162	TOTAL DU PORT
ST. JOHNS	FISH, FRESH OR FROZEN		1	1	1	POISSON, FRAIS OU CONG.
	DAIRY PROD. EGGS, HONEY	16		16	16	PROD. LAIT., OEUFS, MIEL
	BARLEY		2 568	2 568	4 076	ORGE
	CORN		918	918	1 766	MAIS
	OATS		14	14	14	AVOINE
	WHEAT		1 783	1 783	2 843	BLE
	FRUITS, PREP. CANNED				15	FRUITS PREP. EN BOITE
	MISC. FOOD PREP. NES	10		10	25	DIV. PREP. ALIM. NDA
	NON-ALCOHOLIC BEVERAGE	10		10	23	BOISSONS NON-ALCOOLIQ.
	ALE, BEER, STOUT, PORTER	3		3	8	ALE, BIÈRE, STOUT, PORTER
	BOLTS, ROUND TIMBER				5	BILLOTS, BOIS ROUNDS
	IRON AND STEEL SCRAP				8	DECHETS DE FER, D'ACIER
	SALT		2 413	2 413	12 460	SEL
	VENEER, PLYWOOD	1		1	1	PLACAGES, CONTRE-PLAQ.
	PAPER NES	4		4	4	PAPIER NDA
	BLDG. PAPER AND BOARD	22		22	34	PLAQ. CONSTR., PAP/CART.
	EXPLOS., FUSES, CAPS	5		5	5	EXPLOS., AMDRCS, DET.
	DYESTUFF, PIGMENT, PAINT	1		1	2	MAT. COLOR. FIG. PEINTURE
	GASOLINE	7 637	38 181	45 818	142 273	ESSENCE
	FUEL OIL	22 575	85 558	108 133	304 116	MAZOUT
	LUBRICATING OIL, GREASE		65	65	206	HUILE, GRAISSE LUBRIF.
	PETROL. CDAL PROD. NES				70	DERIVE PETR. CHARB. NDA
	METAL FAB. BASIC PROD.	24		24	68	OUVR. DE BASE EN METAL
	NON-MET. MIN. BASIC PROD	7		7	7	PROD. MIN. NON-MET. BASE
	TRACTORS	10	10	20	20	TRACTEURS
	MACHINERY NES	110	49	159	653	MACHINES NDA
	PASS. AUTOS AND CHASSIS		3 760	3 760	13 434	VOITURES PART., CHASSIS
	TRUCKS AND CHASSIS	61	125	186	788	CAMIONS ET CHASSIS
	MOTOR VEHICLE ENGINES				5	MOTEURS DE VEH. AUTOM.
	ROAD MOTOR VEH. NES	9		9	30	VEH. AUTOM. ROUTIERS NDA
	SHIPS, AIRCRAFT, MIS. VEH	7	2	9	16	NAVIRES, AVIONS, VEH. DIV
	EQUIPMENT MISC.	96	6	102	501	MATERIEL DIVERS

TABLE 1. COMMODITIES LOADED AND UNLOADED AT CANADIAN PORTS IN COASTWISE SHIPPING, BY PORT - JUL-SEP, 1981

TABLEAU 1. MARCHANDISES CHARGEES ET DECHARGEES DANS LES PORTS CANADIENS AU TITRE DU CABOTAGE, SELON LE PORT - JUIL-SEPT, 1981

		METRIC TONNES - TONNES METRIQUE				
PORT	COMMODITY	LOADED	UNLOADED	TOTAL	CUMULATIVE	
PORT		CHARGEES	DECHARGEES	TOTAL	CUMULATIF	MARCHANDISES
	PERSONAL, HSEHOLD GOODS	30		30	31	ART. PERS. ET MENAGERS
	CONTAINERS, CLOSURES	9	13	22	36	CONTENEURS, FERMETURES
	MISC. END PRODUCTS NES	4		4	18	PRODUITS FINIS DIV. NDA
	GENERAL CARGO	463	4 203	4 666	16 137	MARCHANDISES DIVERSES
	CONTAINERIZED FREIGHT	9 930	65 374	75 304	221 489	FRET CONTENEURISE
	PORT TOTAL	41 044	205 043	246 087	721 204	TOTAL DU PORT
ST. LAWRENCE	FRUITS, PREP. CANNED				1	FRUITS PREP. EN BOITE
	CONC. COMPLETE FEEDS		1	1	1	CONC., PRDV. COMPLETEES
	LUMBER AND TIMBER		54	54	222	BOIS D'OEUVRE ET CHARP.
	VENEER, PLYWOOD				18	PLACAGES, CONTRE-PLAQ.
	METAL FAB. BASIC PROD.		1	1	2	OUVR. DE BASE EN METAL
	CEMENT		27	27	118	CIMENT
	NON-MET. MIN. BASIC PROD				4	PROD. MIN. NON-MET. BASE
	MISC. FABRICATED PROD.		2	2	2	OUVRAGES DIVERS
	EQUIPMENT MISC.				1	MATERIEL DIVERS
	PERSONAL, HSEHOLD GOODS		2	2	2	ART. PERS. ET MENAGERS
	CONTAINERS, CLOSURES	1		1	1	CONTENEURS, FERMETURES
	GENERAL CARGO		19	19	28	MARCHANDISES DIVERSES
	PORT TOTAL	1	106	107	400	TOTAL DU PORT
STEPHENVILLE	SALT		4 736	4 736	4 736	SEL
	GASOLINE		2 505	2 505	3 503	ESSENCE
	FUEL OIL		5 141	5 141	9 498	MAZOUT
	ASPHALTS, ROAD OILS		7 774	7 774	10 325	ASPHALTE, BITUME LIQD.
	PORT TOTAL		20 156	20 156	28 062	TOTAL DU PORT
TILT COVE	COPPER ORE AND CONC.	4 800		4 800	15 850	MINERAI, CONC. CUIVRE
	PORT TOTAL	4 800		4 800	15 850	TOTAL DU PORT
NFLD-NES/T-N -NDA	MEAT, FRESH OR FROZEN	2	3	5	34	VIANDE, FRAICHE / CONG.
	FISH, FRESH OR FROZEN	804	207	1 011	1 126	POISSON, FRAIS OU CONG.
	FISH, SALTED OR CURED	54	127	181	182	POISSON, SALE OU FUME
	SHELL FISH, NES	7	3	10	50	MOLLUSQUES CRUST., NDA
	MILK POWDER		113	113	113	LAIT EN POUFRE
	DAIRY PROD. EGGS, HONEY		21	21	143	PROD. LAIT., OEUFS, MIEL
	CORN		1	1	1	MAIS
	WHEAT FLOUR	2	32	34	41	FARINE DE BLE
	BAKERY PROD. INC. FROZEN				1	PROD. BOUL., PROD. CONG.
	FRESH FRUITS, BERRIES		4	4	4	FRUITS FRAIS, BAIES
	FROZEN FRUITS, BERRIES		2	2	2	FRUITS CONGELES, BAIES
	FRUITS, PREP. CANNED				69	FRUITS PREP. EN BOITE
	POTATOES	3	3	6	14	POMMES DE TERRE
	VEGETABLES, FRESH	1	2	3	7	LEGUMES, FRAIS
	VEGETABLES, FRCZEN		4	4	10	LEGUMES, CONGELES
	VEGETABLE PREP. NES		5	5	5	PREP. DE LEGUMES NDA
	SUGAR, NES				56	SUCRE, NDA
	SUGAR PREPARATIONS	1	6	7	12	PREP. A BASE DE SUCRE
	MISC. FOOD PREP. NES	55	517	572	1 041	DIV. PREP. ALIM. NDA
	FEEDS OF ANIMAL ORIGIN	365		365	657	PROV. D ORIGINE ANIMALE
	CONC. COMPLETE FEEDS		1	1	2	CONC., PROV. COMPLETEES
	NON-ALCOHOLIC BEVERAGE	12	53	65	127	BOISSONS NON-ALCOOLIQ.
	ALE, BEER, STOUT, PORTER	26	50	76	215	ALE, BIERE, STOUT, PORTER
	DIST. ALCOHOLIC BEV.		1	1	2	BOISS. ALCOOL. DIST.
	RAW HIDES AND SKINS	2		2	4	PEAUX ET CUIRS BRUT
	BOLTS, ROUND TIMBER	23	17	40	45	BILLOTS, BOIS RONDS
	CRUDE WOOD MTLs. NES	6	7	13	13	MATIERES BOIS BRUT NDA
	IRDN AND STEEL SCRAP				8	DECHETS DE FER, D ACIER
	COAL, BITUMINOUS				2	CHARBON BITUMINEUX
	SAND AND GRAVEL		277	277	301	SABLE ET GRAVIERS
	WATER AND ICE	2	2	4	4	EAU ET GLACE
	SALT	36	18 036	18 072	18 089	SEL
	LEATHER				1	CUIR
	FURS, DRESSED	1		1	1	FOURRURES APPRETEES
	LUMBER AND TIMBER	84	240	324	452	BOIS D'OEUVRE ET CHARP.
	SHINGLES AND SHAKES		17	17	17	BARDEAUX, BARDE. FACADE
	VENEER, PLYWOOD		2	2	3	PLACAGES, CONTRE-PLAQ.
	COOPERAGE STOCK	4	4	8	8	DEMI-PROD. TONNELLERIE
	WOOD FAB. MATERIALS	2	1	3	5	DEMI-PRODUITS EN BOIS
	PAPER NES		4	4	5	PAPIER NDA
	PAPERBOARD	1		1	1	CARTON
	BLDG. PAPER AND BOARD	134	441	575	766	PLAQ. CONSTR., PAP/ CART.
	TEXTILE FAB. MTL NES		9	9	14	OUVR. EN MAT. TEXT. NDA
	FISH, MARINE ANIMAL OIL	20		20	73	HUIL. DE POISSON, AN. MAR
	METALLIC SALTS				14	SELS METALLIQUES
	EXPLOS., FUSES, CAPS	17	67	84	102	EXPLOS., AMORGES, DET.
	FERTILIZERS NES				7	ENGRAIS CHIMIQUES NDA
	PLASTIC MATERIALS		1	1	1	MATIERES PLASTIQUES
	DYESTUFF, PIGMENT, PAINT		2	2	7	MAT. COLOR. PIG. PEINTURE
	CHEM. SPECIALTIES NES				2	PRDV. CHIM. SPECIAUX NDA
	GASOLINE	76	10 478	10 554	18 150	ESSENCE
	FUEL OIL	582	20 979	20 979	41 657	MAZOUT
	LUBRICATING OIL, GREASE		12	12	19	HUILE, GRAISSE LUBRIF.
	COKE		1	1	1	COKE
	PETROL. COAL PROD. NES	1	5	6	12	DERIVE PETR. CHARB. NDA
	PRIMARY IRON, STEEL NES		1	1	1	FER, ACIER PRIMAIR. NDA
	CASTINGS, FORGINGS	24	2	26	26	MOUL. PIECES FORGEES
	METAL FAB. BASIC PROD.	22	101	123	230	OUVR. DE BASE EN METAL
	BRICKS, TILES NES		29	29	31	BRIQUES, TUILES NDA
	CEMENT	20	354	374	644	CIMENT
	NON-MET. MIN. BASIC PROD	11	25	36	55	PROD. MIN. NON-MET. BASE

TABLE 1. COMMODITIES LOADED AND UNLOADED AT CANADIAN PORTS IN COASTWISE SHIPPING, BY PORT - JUL-SEPT, 1981

TABLEAU 1. MARCHANDISES CHARGÉES ET DECHARGÉES DANS LES PORTS CANADIENS AU TITRE DU CABOTAGE, SELON LE PORT - JUIL-SEPT, 1981

		METRIC TONNES - TONNES METRIQUE				
PORT	COMMODITY	LOADED	UNLOADED	TOTAL	CUMULATIVE	
PORT		CHARGÉES	DECHARGÉES	TOTAL	CUMULATIF	MARCHANDISES
	MISC. FABRICATED PROD.		9	9	9	OUVRAGES DIVERS
	TRACTORS	18	20	38	38	TRACTEURS
	MACHINERY NES	252	301	553	584	MACHINES NDA
	TRUCKS AND CHASSIS	4	10	14	23	CAMIONS ET CHASSIS
	MOTOR VEHICLE ENGINES		9	9	9	MOTEURS DE VEH. AUTOM.
	ROAD MOTOR VEH. NES	30	72	102	108	VEH. AUTOM. ROUTIERS NDA
	SHIPS, AIRCRAFT, MIS. VEH	139	128	267	393	NAVIRES, AVIONS, VEH. DIV
	EQUIPMENT MISC.	151	185	336	856	MATERIEL DIVERS
	PERSONAL, HOUSEHOLD GOODS	45	96	141	163	ART. PERS. ET MENAGERS
	CONTAINERS, CLOSURES	309	273	582	815	CONTENEURS, FERMETURES
	MISC. END PRODUCTS NES		6	6	20	PRODUITS FINIS DIV. NDA
	GENERAL CARGO	1 569	2 580	4 149	5 677	MARCHANDISES DIVERSES
	CONTAINERIZED FREIGHT		176	176	176	FRET CONTENEURESE
	PORT TOTAL	4 917	55 552	60 469	93 556	TOTAL DU PORT
	PROVINCE TOTAL	164 109	712 034	876 143	2 227 672	TOTAL DE LA PROVINCE
PR. EDWARD ISLAND - ILE DU PR. EDUARD						
CHARLOTTETOWN	SAND AND GRAVEL		33 875	33 875	65 459	SABLE ET GRAVIERS
	GASOLINE	1 580	27 152	28 732	93 604	ESSENCE
	FUEL OIL	1 581	42 912	44 493	131 542	MAZOUT
	PORT TOTAL	3 161	103 939	107 100	290 605	TOTAL DU PORT
SOURIS	PULPWOOD	4 837		4 837	4 837	BOIS A PATE
	SAND AND GRAVEL		18 235	18 235	27 854	SABLE ET GRAVIERS
	PORT TOTAL	4 837	18 235	23 072	32 691	TOTAL DU PORT
SUMMERSIDE	SAND AND GRAVEL		43 352	43 352	69 330	SABLE ET GRAVIERS
	FUEL OIL				6 171	MAZOUT
	PORT TOTAL		43 352	43 352	75 501	TOTAL DU PORT
PEI-NES/IPE-NDA	PULPWOOD	4 677		4 677	4 677	BOIS A PATE
	SAND AND GRAVEL		19 064	19 064	23 309	SABLE ET GRAVIERS
	PORT TOTAL	4 677	19 064	23 741	27 986	TOTAL DU PORT
	PROVINCE TOTAL	12 675	184 590	197 265	426 783	TOTAL DE LA PROVINCE
NOVA SCOTIA - NOUVELLE-ECOSSE						
BRIDGEWATER	SAND AND GRAVEL		5 897	5 897	5 897	SABLE ET GRAVIERS
	GASOLINE		3 594	3 594	7 123	ESSENCE
	FUEL OIL		2 606	2 606	7 772	MAZOUT
	PORT TOTAL		12 097	12 097	20 792	TOTAL DU PORT
DIGBY	GASOLINE		3 155	3 155	10 950	ESSENCE
	FUEL OIL				8 607	MAZOUT
	PORT TOTAL		3 155	3 155	19 557	TOTAL DU PORT
HALIFAX	BARLEY		6 329	6 329	11 203	ORGE
	OATS	14		14	14	AVOINE
	WHEAT		7 626	7 626	31 392	BLE
	FLAXSEED		5 202	5 202	5 202	GRAINE DE LIN
	GYPSUM	92 967		92 967	213 551	GYPSE
	METALLIC SALTS		7 967	7 967	13 341	SELS METALLIQUES
	GASOLINE	185 357	36 370	221 727	632 323	ESSENCE
	FUEL OIL	287 960	64 619	352 579	1 185 148	MAZOUT
	LUBRICATING OIL, GREASE	65		65	206	HUILE, GRAISSE LUBRIF.
	PETROL, COAL PROD. NES				64	DERIVE PETR. CHARB. NDA
	METAL FAB. BASIC PROD.				25	OUVR. DE BASE EN METAL
	TRACTORS	10	10	20	20	TRACTEURS
	MACHINERY NES	42		42	532	MACHINES NDA
	PASS. AUTOS AND CHASSIS	3 760		3 760	13 434	VOITURES PART., CHASSIS
	TRUCKS AND CHASSIS	125	61	186	788	CAMIONS ET CHASSIS
	MOTOR VEHICLE ENGINES				5	MOTEURS DE VEH. AUTOM.
	ROAD MOTOR VEH. NES				21	VEH. AUTOM. ROUTIERS NDA
	EQUIPMENT MISC.	6	62	68	424	MATERIEL DIVERS
	GENERAL CARGO	4 168	364	4 532	15 995	MARCHANDISES DIVERSES
	CONTAINERIZED FREIGHT	7 972	2 592	10 564	40 664	FRET CONTENEURESE
	PORT TOTAL	582 446	131 202	713 648	2 164 352	TOTAL DU PORT
HANTSPOINT	GYPSUM				5 283	GYPSE
	PORT TOTAL				5 283	TOTAL DU PORT
LITTLE NARROWS	GYPSUM	81 820		81 820	172 604	GYPSE
	PORT TOTAL	81 820		81 820	172 604	TOTAL DU PORT
LIVERPOOL	GASOLINE		280	280	658	ESSENCE
	FUEL OIL		7 852	7 852	22 469	MAZOUT
	PORT TOTAL		8 132	8 132	23 127	TOTAL DU PORT
MARGARETSVILLE	GASOLINE		5 780	5 780	14 686	ESSENCE
	FUEL OIL		2 200	2 200	20 187	MAZOUT
	PORT TOTAL		7 980	7 980	34 873	TOTAL DU PORT
NORTH SYDNEY	MEAT, FRESH OR FROZEN	139		139	209	VIANDE, FRAICHE / CONG.
	MEAT AND MEAT PREP. NES	448		448	623	VIANDES ET PREP. NDA
	FISH, FRESH OR FROZEN				11	Poisson, frais ou cong.
	MILK POWDER	78		78	125	LAIT EN POWDRE
	DAIRY PROD. EGGS, HONEY	31		31	291	PROD. LAIT., OEUFS, MIEL
	CORN	41		41	654	MAIS



TABLE 1. COMMODITIES LOADED AND UNLOADED AT CANADIAN PORTS IN COASTWISE SHIPPING, BY PORT - JUL-SEP, 1981

TABLEAU 1. MARCHANDISES CHARGÉES ET DÉCHARGÉES DANS LES PORTS CANADIENS AU TITRE DU CABOTAGE, SELON LE PORT - JUIL-SEPT, 1981

		METRIC TONNES - TONNES METRIQUE				
PORT	COMMODITY	LOADED	UNLOADED	TOTAL	CUMULATIVE	
PORT		CHARGÉES	DÉCHARGÉES	TOTAL	CUMULATIF	MARCHANDISES
	OATS	127		127	291	AVOINE
	WHEAT	44		44	88	BLE
	CORN STARCH				36	FECULE DE MAÏS
	WHEAT FLOUR	3 539		3 539	10 582	FARINE DE BLE
	CEREALS MILLED, NES	315		315	1 182	CEREALES MOULUES, NDA
	BAKERY PROD. INC. FROZEN	54		54	280	PROD. BOUL., PROD. CONG.
	MACARONI, CEREAL PROD.	36		36	36	PATES ALIM., PROD. CEREAL
	APPLES				122	POMMES
	FRESH FRUITS, BERRIES				49	FRUITS FRAIS, BAIES
	FROZEN FRUITS, BERRIES				43	FRUITS CONGÉLÉS, BAIES
	DRIED FRUITS				70	FRUITS SECS
	FRUITS, PREP. CANNED	1 435		1 435	6 250	FRUITS PREP. EN BOITE
	POTATOES				27	POMMES DE TERRE
	VEGETABLES, FROZEN	17		17	77	LEGUMES, CONGÉLÉS
	VEGETABLE PREP. NES	677		677	677	PREP. DE LEGUMES NDA
	SUGAR, NES	1 486		1 486	3 916	SUCRE, NDA
	SUGAR PREPARATIONS	92		92	575	PREP. A BASE DE SUCRE
	COFFEE	137		137	189	CAFE
	MARGARINE	244		244	1 269	MARGARINE
	SHORTENING	181		181	466	GRAISSE CULINAIRE
	MISC. FOOD PREP. NES	1 286	9	1 295	3 758	DIV. PREP. ALIM. NDA
	HAY, FORAGE, STRAW	83		83	1 494	FOIN, FOURRAGE, PAILLE
	HULLS, SCREENINGS, CHAFF	45		45	45	ÉCLOURES, CRIBLURES, BAL
	BRAN, SHORTS, MIDDINGS				41	SON, ISSUES DE CEREALES
	SOYA, OIL MEAL, CAKE				210	FARINE TOURT. GR. SOYA
	WHL SEED MEAL, CAKE NES	33		33	33	FAR. TOURT. OLEAG. NDA
	SEEDS, VEGETABLE ORIGIN	122		122	122	PROD. D'ORIGINE VEGETALE
	SEEDS OF ANIMAL ORIGIN	83	6 598	6 681	13 453	PROD. D'ORIGINE ANIMALE
	CONC. COMPLETE FEEDS	1 729		1 729	6 594	CDNG., PROD. COMPLETES
	SEEDS FOR SOWING NES				7	GRAINES DE SEMENCE NDA
	BOLTS, ROUND TIMBER				249	BILLETS, BOIS RONDS
	PULPWOOD	93		93	350	BOIS A PATE
	IRON AND STEEL SCRAP	44	145	189	5 262	DECHETS DE FER, D'ACIER
	COAL, BITUMINOUS	32		32	421	CHARBON BITUMINEUX
	ASBESTOS	14		14	54	AMIANTE
	CLAY MATERIALS NES	425		425	1 078	MATIERES ARGIL. NDA
	SAND AND GRAVEL	185		185	585	SABLE ET GRAVIERS
	LIMESTONE	1 355		1 355	3 419	PIERRE CALCAIRE
	BARYTES, NATURAL				4 321	BARYTINE NATURELLE
	PHOSPHATE ROCK				18	ROCHE PHOSPHATEE
	SALT	65		65	587	SEL
	WASTE AND SCRAP NES	16	277	293	347	DECHETS ET REBUTS NDA
	RUBBER FAB. MATERIALS				294	DEMI-PROD. CAOUTCHOUC
	LUMBER AND TIMBER	5 480		5 480	21 270	BOIS D'OEUVRE ET CHARP.
	RAILWAY TIES	200		200	1 723	TRAVERSES DE CH. FER
	SHINGLES AND SHAKES				112	BARDEAUX, BARD. FACADE
	VENEER, PLYWOOD	1 013		1 013	6 353	PLACAGES, CDNTRE-PLAQ.
	COOPERAGE STOCK				62	DEMI-PROD. TONNELLERIE
	WOOD FAB. MATERIALS	203		203	790	DEMI-PRODUITS EN BOIS
	PULP	1 787		1 787	5 769	PATE
	NEWSPRINT PAPER	159	9 991	10 150	33 814	PAPIER JOURNAL
	PAPER NES	1 192		1 192	5 873	PAPIER NDA
	PAPERBOARD	803		803	1 501	CARTON
	BLDG. PAPER AND BOARD	2 291	24	2 315	8 131	PLAQ. CONSTR., PAP/CART.
	WET MACHINE BOARD	708		708	777	CARTON EN PATE PRESSE
	TEXTILE FAB. MTL NES	253		253	1 066	OUVR. EN MAT. TEXT. NDA
	FISH, MARINE ANIMAL OIL				30	HUIL. DE POISSON, AN. MAR
	VEH. OILS, FATS NES	157		157	285	HUIL. MAT. GRAS. VEG. NDA
	METALLIC SALTS	591	30	621	1 254	SELS METALLIQUES
	INORGANIC CHEMS. NES	414	18	432	1 015	PROD. CHIM. INORG. NDA
	EXPLOS., FUSES, CAPS	1 006	58	1 064	2 460	EXPLOS., AMORCES, DET.
	FERTILIZERS NES	565	70	635	4 586	ENGRAIS CHIMIQUES NDA
	AGRICULTURAL CHEMICALS	20		20	66	PROD. CHIM. AGRICOLES
	PLASTIC MATERIALS	235		235	758	MATIERES PLASTIQUES
	DYE STUFF, PIGMENT, PAINT	54		54	54	MAT. COLOR. PIG. PEINTURE
	CHIM. SPECIALTIES NES				37	PRDD. CHIM. SPECIAUX NDA
	GASOLINE				9	ESSENCE
	RAFFIN. OIL	19	6 350	6 369	9 134	HAZOUT
	LUBRICATING OIL, GREASE	622		622	1 768	HUILE, GRAISSE LUBRIF.
	COKE				29	CDKE
	ASPHALTS, ROAD OILS	44		44	98	ASPHALTE, BITUME LIQD.
	COAL TAR, PITCH				23	GOUDRON, BRAI DE BOUIL.
	PETROL, COAL PROD. NES	1 502		1 502	3 368	DERIVE PETR. CHARB. NDA
	PRIMARY IRON, STEEL NES	42	190	232	232	FER, ACIER PRIMAIR. NDA
	CASTINGS, FORGINGS	17		17	17	MOUL. PIECES FORGEES
	BARS AND RODS, STEEL	312		312	641	BARRES ET TIGES ACIER
	PLATE & SHEET STEEL	614		614	2 235	TOLES, FEUILLES D'ACIER
	STRUCTURAL SHAPES	172		172	1 206	PROFILES DE CONSTRUCT.
	RAILS & TRACK MATERIAL	1 580	53	1 633	1 684	RAILS, MAT. VOIE FERREE
	PIPES, TUBES: IRON, STEEL	325		325	396	TUYAUX, TUBES: FER, ACIER
	WIRE				194	FIL METALLIQUE
	ALUMINIUM				53	ALUMINIUM
	NON-FERROUS METALS NES				106	METAUX NON-FERREUX NDA
	METAL FAB. BASIC PROD.	243		243	1 567	OUVR. DE BASE EN METAL
	BRICKS, TILES NES	194		194	677	BRIQUES, TUILES NDA
	CEMENT				62	CIMENT
	CEMENT BASIC PROD.	9		9	77	OUVR. DE BASE CIMENT
	LIME	686		686	2 121	CHAUX
	NON-MET. MIN. BASIC PROD.	1 649	27	1 676	2 919	PROD. MIN. NON-MET. BAS.
	MISC. FABRICATED PRDD.	59	9	68	96	OUVRAGES DIVERS
	MACHINERY NES	7		7	264	MACHINES NDA

TABLE 1. COMMODITIES LOADED AND UNLOADED AT CANADIAN PORTS IN COASTWISE SHIPPING, BY PORT - JUL-SEPT, 1981

TABLEAU 1. MARCHANDISES CHARGÉES ET DÉCHARGÉES DANS LES PORTS CANADIENS AU TITRE DU CABOTAGE, SELON LE PORT - JUIL-SEPT, 1981

		METRIC TONNES - TONNES METRIQUE				
PORT	COMMODITY	LOADED	UNLOADED	TOTAL	CUMULATIVE	
PORT		CHARGÉES	DÉCHARGÉES	TOTAL	CUMULATIF	MARCHANDISES
	RAILWAY ROLLING STOCK				197	MAT. ROUL. DE CH. DE FER
	PASS. AUTOS AND CHASSIS	2 588		2 588	7 436	VOITURES PART., CHASSIS
	TRUCKS AND CHASSIS				57	CAMIONS ET CHASSIS
	MOTOR VEHICLE ENGINES	157	131	288	293	MOTEURS DE VEH. AUTOM.
	ROAD MOTOR VEH. NES		4	4	2 548	VEH. AUTOM. ROUTIERS NDA
	SHIPS, AIRCRAFT, MIS. VEH	44	5	49	120	NAVIRES, AVIONS, VEH. DIV
	RUBBER TIRES AND TUBES	270		270	573	PNEUS, CHAMBRES A AIR
	EQUIPMENT MISC.	1 253	64	1 317	4 121	MATERIEL DIVERS
	PERSONAL, HSEHOLD GOODS	1 482	3	1 485	4 767	ART. PERS. ET MENAGERS
	CONTAINERS, CLOSURES	2 039	207	2 246	6 366	CONTENEURS, FERMETURES
	MISC. END PRODUCTS NES	309		309	938	PRODUITS FINIS DIV. NOA
	GENERAL CARGO	3 167	13	3 180	9 907	MARCHANDISES DIVERSES
	<b>PORT TOTAL</b>	<b>51 267</b>	<b>24 276</b>	<b>75 543</b>	<b>232 965</b>	<b>TOTAL DU PORT</b>
PICTOU	FUEL OIL				31 807	MAZOUT
	<b>PORT TOTAL</b>				<b>31 807</b>	<b>TOTAL DU PORT</b>
PORT HAWKESBURY	CRUDE PETROLEUM	102 824		102 824	388 620	PETROLE BRUT
	GASOLINE	1 256	60 590	61 846	186 432	ESSENCE
	FUEL OIL	29 247	137 790	167 037	660 219	MAZOUT
	PETROL, COAL PROD. NES	7 412		7 412	7 412	DERIVE PETR. CHARB. NDA
	<b>PORT TOTAL</b>	<b>140 739</b>	<b>198 380</b>	<b>339 119</b>	<b>1 242 683</b>	<b>TOTAL DU PORT</b>
PUGWASH	SALT	145 206		145 206	238 569	SEL
	<b>PORT TOTAL</b>	<b>145 206</b>		<b>145 206</b>	<b>238 569</b>	<b>TOTAL DU PORT</b>
SHELBURNE	SAND AND GRAVEL				5 897	SABLE ET GRAVIERS
	GASOLINE		561	561	6 106	ESSENCE
	FUEL OIL		560	560	17 315	MAZOUT
	<b>PORT TOTAL</b>		<b>1 121</b>	<b>1 121</b>	<b>29 318</b>	<b>TOTAL DU PORT</b>
SYDNEY	IRON ORE AND CONC		140 866	140 866	260 481	MINERAL, CONC. DE FER
	COAL, BITUMINOUS				65 797	CHARBON BITUMINEUX
	GASOLINE		43 164	43 164	85 262	ESSENCE
	FUEL OIL		32 845	32 845	148 661	MAZOUT
	RAILS & TRACK MATERIAL	411		411	1 308	RAILS, MAT. VOIE FERREE
	<b>PORT TOTAL</b>	<b>411</b>	<b>216 875</b>	<b>217 286</b>	<b>561 509</b>	<b>TOTAL DU PORT</b>
WYEMOUTH	SAND AND GRAVEL	35 790		35 790	69 429	SABLE ET GRAVIERS
	<b>PORT TOTAL</b>	<b>35 790</b>		<b>35 790</b>	<b>69 429</b>	<b>TOTAL DU PORT</b>
YARMOUTH	SAND AND GRAVEL		5 897	5 897	5 897	SABLE ET GRAVIERS
	GASOLINE		2 406	2 406	5 063	ESSENCE
	FUEL OIL		5 489	5 489	13 181	MAZOUT
	<b>PORT TOTAL</b>		<b>13 792</b>	<b>13 792</b>	<b>24 141</b>	<b>TOTAL DU PORT</b>
NS.-NES/N.-E.-NOA	PULPWOOD	4 868		4 868	4 868	BOIS A PATE
	SAND AND GRAVEL	96 345		96 345	145 472	SABLE ET GRAVIERS
	<b>PORT TOTAL</b>	<b>101 213</b>		<b>101 213</b>	<b>150 340</b>	<b>TOTAL DU PORT</b>
	<b>PROVINCE TOTAL</b>	<b>1 138 892</b>	<b>617 010</b>	<b>1 755 902</b>	<b>5 021 349</b>	<b>TOTAL DE LA PROVINCE</b>
NEW BRUNSWICK - NOUVEAU-BRUNSWICK						
BATHURST	GASOLINE		1 970	1 970	4 210	ESSENCE
	FUEL OIL		48 359	48 359	69 474	MAZOUT
	<b>PORT TOTAL</b>		<b>50 329</b>	<b>50 329</b>	<b>73 684</b>	<b>TOTAL DU PORT</b>
BELLEDEUNE	SULPHURIC ACID				6 730	ACIDE SULFURIQUE
	GASOLINE		8 195	8 195	28 397	ESSENCE
	FUEL OIL		7 347	7 347	42 990	MAZOUT
	<b>PORT TOTAL</b>		<b>15 542</b>	<b>15 542</b>	<b>78 117</b>	<b>TOTAL DU PORT</b>
CAMPBELLTON	GASOLINE		1 043	1 043	1 043	ESSENCE
	FUEL OIL		1 043	1 043	1 043	MAZOUT
	<b>PORT TOTAL</b>		<b>2 086</b>	<b>2 086</b>	<b>2 086</b>	<b>TOTAL DU PORT</b>
CARAQUET	PULPWOOD	9 878		9 878	9 878	BOIS A PATE
	GASOLINE		537	537	1 004	ESSENCE
	FUEL OIL		1 294	1 294	1 294	MAZOUT
	<b>PORT TOTAL</b>	<b>9 878</b>	<b>1 831</b>	<b>11 709</b>	<b>12 176</b>	<b>TOTAL DU PORT</b>
CHATHAM	METALLIC SALTS				8 415	SELS METALLIQUES
	GASOLINE		14 896	14 896	41 816	ESSENCE
	FUEL OIL		14 013	14 013	41 467	MAZOUT
	<b>PORT TOTAL</b>		<b>28 909</b>	<b>28 909</b>	<b>91 698</b>	<b>TOTAL DU PORT</b>
DALHOUSIE	FUEL OIL		33 489	33 489	62 151	MAZOUT
	<b>PORT TOTAL</b>		<b>33 489</b>	<b>33 489</b>	<b>62 151</b>	<b>TOTAL DU PORT</b>
GRAND MANAN	GASOLINE		843	843	2 850	ESSENCE
	FUEL OIL		164	164	2 153	MAZOUT
	<b>PORT TOTAL</b>		<b>1 007</b>	<b>1 007</b>	<b>5 003</b>	<b>TOTAL DU PORT</b>
NEWCASTLE	GASOLINE		12 412	12 412	26 109	ESSENCE
	FUEL OIL		25 857	25 857	45 761	MAZOUT
	<b>PORT TOTAL</b>		<b>38 269</b>	<b>38 269</b>	<b>71 870</b>	<b>TOTAL DU PORT</b>
SAINT JOHN	CRUDE PETROLEUM				212 013	PETROLE BRUT
	GASOLINE	159 502	62 822	222 324	704 722	ESSENCE
	FUEL OIL	305 945	30 876	336 821	1 211 627	MAZOUT

TABLE 1. COMMODITIES LOADED AND UNLOADED AT CANADIAN PORTS IN COASTWISE SHIPPING, BY PORT - JUL-SEP, 1981

TABLEAU 1. MARCHANDISES CHARGÉES ET DECHARGÉES DANS LES PORTS CANADIENS AU TITRE DU CABOTAGE, SELON LE PORT - JUIL-SEPT, 1981

PORT	COMMODITY	METRIC TONNES - TONNES METRIQUE		TOTAL	CUMULATIVE	MARCHANDISES
		LOADED CHARGÉES	UNLOADED DECHARGÉES			
N.B.-NES/NOA	LUBRICATING OIL, GREASE		7 116	7 116	7 116	HUILE, GRAISSE LUBRIF.
	PORT TOTAL	465 447	100 814	566 261	2 135 478	TOTAL DU PORT
	PULPWOOD	9 633		9 633	9 633	BOIS A PATE
	GASOLINE		1 363	1 363	2 784	ESSENCE
	FUEL OIL		7 712	7 712	9 206	MAZOUT
	PORT TOTAL	9 633	9 075	18 708	21 623	TOTAL DU PORT
	PROVINCE TOTAL	484 958	281 351	766 309	2 553 886	TOTAL DE LA PROVINCE
QUEBEC - QUEBEC BAIE COMEAU	BARLEY		29 469	29 469	65 781	ORGE
	CORN				32 991	MAIS
	RYE		6 093	6 093	21 211	SEIGLE
	WHEAT		277 307	277 307	672 246	BLE
	FRESH FRUITS, BERRIES			73	73	FRUITS FRAIS, BAIES
	NON-ALCOHOLIC BEVERAGE			96	96	BOISSONS NON-ALCOOL.
	ALE, BEER, STOUT, PORTER			25	196	ALE, BIÈRE, STOUT, PORTER
	DIST. ALCOHOLIC BEV.			24	24	BOISS. ALCOOL. DIST.
	FLAXSEED				8 867	GRAINE DE LIN
	RAPESEED		16 571	16 571	23 609	GRAINE DE COLZA
	PULPWOOD		8 214	8 214	13 318	BOIS A PATE
	SLAG, DROSS, BY-PRODUCTS	527		527	1 492	POUS. GUEUL. SCOR. PROD.
	SALT		17 925	17 925	18 062	SEL
	SULPHUR IN ORES			2 794	2 794	SOUFRE EN MINERAI
	LUMBER AND TIMBER				77	BOIS D'OEUVRE ET CHARP.
	VENEER, PLYWOOD				285	PLACAGES, CONTRE-PLAQ.
	PULP		17 699	17 699	19 361	PATE
	NEWSPRINT PAPER	40 272		40 272	135 449	PAPIER JOURNAL
	PAPERBOARD		151	151	555	CARTON
	WET MACHINE BOARD		121	121	121	CARTON EN PATE PRESSE
	TEXTILE FAB. MTL NES				196	OUVR. EN MAT. TEXT. NOA
	METALLIC SALTS			386	386	SELS METALLIQUES
	ORGANIC CHEMICALS NES				138	PROD. CHIM. DRGAN. NOA
	POTASH			76	76	POTASSE
	FERTILIZERS NES			878	878	ENGRAIS CHIMIQUES NOA
	GASOLINE		15 563	15 563	33 741	ESSENCE
	FUEL OIL		40 995	40 995	145 816	MAZOUT
	LUBRICATING OIL, GREASE			41	41	HUILE, GRAISSE LUBRIF.
	COAL TAR, PITCH				40	GOUDRON, BRAI DE BCUIL.
	PRIMARY IRON, STEEL NES			443	443	FER, ACIER PRIMAIR. NOA
	BAR AND RODS, STEEL				731	BARRES ET TIGES ACIER
ALUMINIUM	9 971		9 971	50 061	ALUMINIUM	
NON-FERROUS METALS NES			78	78	METAUX NON-FERREUX NOA	
METAL FAB. BASIC PROD.			2	2	OUVR. DE BASE EN METAL	
BRICKS, TILES NES			273	273	BRIQUES, TUILES NOA	
NON-MET. MIN. BASIC PROD				58	PROD. MIN. NON-MET. BASE	
MACHINERY NES	60		40	100	MACHINES NOA	
EQUIPMENT MISC.				89	MATERIEL DIVERS	
CONTAINERS, CLOSURES			5	5	CONTENEURS, FERMETURES	
GENERAL CARGO			35	35	MARCHANDISES DIVERSES	
PORT TOTAL	50 830	435 281	486 111	1 255 187	TOTAL DU PORT	
BECANCOUR	SALT		12 429	12 429	12 429	SEL
	RAILS & TRACK MATERIAL				386	RAILS, MAT. VOTE FERREE
	ALUMINIUM		728	728	2 784	ALUMINIUM
	PORT TOTAL		13 157	13 157	15 599	TOTAL DU PORT
BLANC SABLON	EXPLOS., FUSES, CAPS	3	5	8	8	EXPLOS., AMORCES, DET.
	GASOLINE		203	203	501	ESSENCE
	FUEL OIL		350	350	1 906	MAZOUT
	LUBRICATING OIL, GREASE		5	5	5	HUILE, GRAISSE LUBRIF.
	ASPHALTS, ROAD OILS		998	998	1 223	ASPHALTE, BITUME LIQD.
	COAL TAR, PITCH		199	199	199	GOUDRON, BRAI DE BCUIL.
	PIPES, TUBES: IRON, STEEL	2		2	2	TUYAUX, TUBES: FER, ACIER
	METAL FAB. BASIC PROD.		22	22	22	OUVR. DE BASE EN METAL
	BRICKS, TILES NES	47		47	47	BRIQUES, TUILES NOA
	MACHINERY NES	20		36	177	MACHINES NOA
	TRUCKS AND CHASSIS	150		84	242	CAMIONS ET CHASSIS
	MOTOR VEHICLE ENGINES	4		4	4	MOTEURS DE VEH. AUTOM.
	ROAD MOTOR VEH. NES		17	17	17	VEH. AUTOM. ROUTIERS NOA
	SHIPS, AIRCRAFT, MIS. VEH				2	NAVIRES, AVIONS, VEH. DIV
EQUIPMENT MISC.			8	8	MATERIEL DIVERS	
GENERAL CARGO	333	1 080	1 413	2 846	MARCHANDISES DIVERSES	
PORT TOTAL	559	3 007	3 566	7 209	TOTAL DU PORT	
BLACK CAPE	GASOLINE		4 400	4 400	9 955	ESSENCE
	FUEL OIL		4 903	4 903	9 525	MAZOUT
	PORT TOTAL		9 303	9 303	19 480	TOTAL DU PORT
CARLETON	PLATE & SHEET STEEL				897	TOLES, FEUILLES D ACIER
	PORT TOTAL				897	TOTAL DU PORT
CHANDLER	FUEL OIL		8 782	8 782	33 403	MAZOUT
	PORT TOTAL		8 782	8 782	33 403	TOTAL DU PORT
CHICOUTIMI	SALT		34 579	34 579	53 950	SEL
	GASOLINE		75 544	75 544	179 781	ESSENCE
	FUEL OIL		109 788	109 788	213 093	MAZOUT
	FERRO-ALLOYS	1 139		1 139	1 139	FERRO-ALLIAGES
	PORT TOTAL	1 139	219 911	221 050	447 963	TOTAL DU PORT



TABLE 1. COMMODITIES LOADED AND UNLOADED AT CANADIAN PORTS IN COASTWISE SHIPPING, BY PORT - JUL-SEP, 1981

TABLÉAU 1. MARCHANDISES CHARGÉES ET DECHARGÉES DANS LES PORTS CANADIENS AU TITRE DU CABOTAGE, SELON LE PORT - JUIL-SEPT, 1981

		METRIC TONNES - TONNES METRIQUE					
PORT	COMMODITY	LOADED	UNLOADED	TOTAL	CUMULATIVE		
PORT		CHARGEES	DECHARGEES	TOTAL	CUMULATIF	MARCHANDISES	
FORESTVILLE	PULPWOOD	348 402		348 402	522 604	BOIS A PATE	
	METALLIC SALTS		25	25	25	SELS METALLIQUES	
	GASOLINE		3 532	3 532	4 929	ESSENCE	
	FUEL OIL		9 053	9 053	11 091	MAZOUT	
	PORT TOTAL	348 402	12 610	361 012	538 649	TOTAL DU PORT	
GASPE	COPPER ORE AND CONC.		4 800	4 800	15 850	MINERAL, CONC. CUIVRE	
	METALLIC SALTS		80	80	80	SELS METALLIQUES	
	GASOLINE	11 212	14 985	26 197	57 260	ESSENCE	
	FUEL OIL	15 131	33 363	48 494	91 113	MAZOUT	
	PORT TOTAL	26 343	53 228	79 571	164 303	TOTAL DU PORT	
GRINDSTONE	CATTLE				91	BOVINS	
	FISH, FRESH OR FROZEN				10	POISSON, FRAIS OU CONG.	
	WHEAT FLOUR		68	68	68	FARINE DE BLE	
	FRUIT, PRES. NOT CANNED		300	300	300	CONS. FRUITS NON BOITE	
	FRUITS, PREP. CANNED		319	319	876	FRUITS PREP. EN BOITE	
	MISC. FOOD PREP. NES		240	240	695	DIV. PREP. ALIM. NDA	
	FEEDS, VEGETABLE ORIGIN		23	23	23	PROD. D'ORIGINE VEGETALE	
	FEEDS OF ANIMAL ORIGIN	523		523	726	PROD. D'ORIGINE ANIMALE	
	ALE, BEER, STOUT, PORTER		214	214	428	ALE, BIÈRE, STOUT, PORTER	
	BOLTS, ROUND TIMBER		284	284	324	BILLOTS, BOIS RONDS	
	SAND AND GRAVEL		5 815	5 815	11 258	SABLE ET GRAVIERS	
	LUMBER AND TIMBER		374	374	1 775	BOIS D'OEUVRE ET CHARP.	
	SAWMILL PRODUCTS NES				36	SCIAGES NDA	
	WOOD FAB. MATERIALS				108	DEMI-PRODUITS EN BOIS	
	BLDG. PAPER AND BOARD			583	583	PLAQ. CONSTR., PAP/CART.	
	TEXTILE FAB. MTL NES				86	OUVR. EN MAT. TEXT. NDA	
	FISH, MARINE ANIMAL OIL	261		261	338	HUIL. DE POISSON, AN. MAR	
	DYESTUFF, PIGMENT, PAINT				25	MAT. COLOR. PIG. PEINTURE	
	GASOLINE			5 625	5 625	ESSENCE	
	FUEL OIL			14 491	14 491	MAZOUT	
	STRUCTURAL SHAPES			395	395	PROFILES DE CONSTRUCT.	
	PIPES, TUBES: IRON, STEEL			50	50	TUYAUX, TUBES: FER, ACIER	
	METAL FAB. BASIC PRDD.			645	645	OUVR. DE BASE EN METAL	
	CEMENT			285	285	CIMENT	
	MACHINERY NES	109		257	366	MACHINES NDA	
	PASS. AUTOS AND CHASSIS			14	14	VOITURES PART., CHASSIS	
	EQUIPMENT MISC.				82	MATERIEL DIVERS	
CONTAINERS, CLOSURES	81		36	117	CONTENEURS, FERMETURES		
GENERAL CARGO	202		1 158	1 360	MARCHANDISES DIVERSES		
PORT TOTAL	1 176	31 176	32 352	76 491	TOTAL DU PORT		
HAVRE ST. PIERRE	TITANIUM ORE	728 671		728 671	1 920 407	MINERAL DE TITANE	
	SAND AND GRAVEL	101		101	101	SABLE ET GRAVIERS	
	SALT		6 998	6 998	6 998	SEL	
	WOOD FAB. MATERIALS	1		1	1	DEMI-PRODUITS EN BOIS	
	EXPLOS., FUSES, CAPS	1 129		1 129	1 129	EXPLOS., AMORCES, DET.	
	GASOLINE			186	186	ESSENCE	
	FUEL OIL			1 816	1 816	MAZOUT	
	ASPHALTS, ROAD OILS	347		347	347	ASPHALTE, BITUME LIQD.	
	COAL TAR, PITCH	199		199	199	GOUDRON, BRAT DE BOUIL.	
	RAILS & TRACK MATERIAL				289	RAILS, MAT. VOIE FERREE	
	PIPES, TUBES: IRON, STEEL		9	9	9	TUYAUX, TUBES: FER, ACIER	
	COPPER AND ALLOYS	3		3	3	CUIVRE ET ALLIAGES	
	METAL FAB. BASIC PROD.				19	OUVR. DE BASE EN METAL	
	CEMENT	24		24	24	CIMENT	
	NON-MET. MIN. BASIC PROD	6		6	6	PROD. MIN. NON-MET. BASE	
	TRACTORS				5	TRACTEURS	
	MACHINERY NES	11 940		62	12 002	MACHINES NDA	
	TRUCKS AND CHASSIS	60		69	129	CAMIONS ET CHASSIS	
	MOTOR VEHICLE ENGINES			4	4	MOTEURS DE VEH. AUTOM.	
	ROAD MOTOR VEH. NES	17		17	17	VEH. AUTOM. ROUTIERS NDA	
	SHIPS, AIRCRAFT, MIS. VEH	3		3	7	NAVIRES, AVIONS, VEH. DIV	
	EQUIPMENT MISC.	10		11	21	MATERIEL DIVERS	
	MISC. END PRODUCTS NES	31		31	31	PRODUITS FINIS DIV. NDA	
	GENERAL CARGO	241		127	368	MARCHANDISES DIVERSES	
	PORT TOTAL	742 783	9 282	752 065	1 950 159	TOTAL DU PORT	
	MATANE	FRESH FRUITS, BERRIES	73		73	73	FRUITS FRAIS, BAIES
		NON-ALCOHOLIC BEVERAGE				96	BOISSONS NON-ALCOOLIQ.
ALE, BEER, STOUT, PORTER		25		25	196	ALE, BIÈRE, STOUT, PORTER	
DIST. ALCOHOLIC BEV.		24		24	24	BOISS. ALCOOL. DIST.	
PULPWOOD		8 709		8 709	49 698	BOIS A PATE	
SLAG, DROSS, BY-PRODUCTS			527	527	1 492	POUS. GUEUL. SCOR. PROD.	
SALT					38 172	SEL	
SULPHUR IN ORES		2 794		2 794	7 114	SOUFRE EN MINERAL	
LUMBER AND TIMBER					53	BOIS D'OEUVRE ET CHARP.	
VENEER, PLYWOOD					285	PLACAGES, CONTRE-PLAQ.	
WOOD FAB. MATERIALS		36		36	36	DEMI-PRODUITS EN BOIS	
PULP		17 699		17 699	19 361	PATE	
NEWSPRINT PAPER			40 272	40 272	135 449	PAPIER JOURNAL	
PAPERBOARD		151		151	555	CARTON	
WET MACHINE BOARD		121		121	121	CARTON EN PATE PRESSE	
TEXTILE FAB. MTL NES					196	OUVR. EN MAT. TEXT. NDA	
METALLIC SALTS		158		158	205	SELS METALLIQUES	
ORGANIC CHEMICALS NES					138	PROD. CHIM. ORGAN. NDA	
POTASH		76		76	152	POTASSE	
FERTILIZERS NES		878		878	1 739	ENGRAIS CHIMIQUES NDA	
GASOLINE			4 312	4 312	8 654	ESSENCE	
FUEL OIL		18	6 253	6 271	21 046	MAZOUT	

TABLE 1. COMMODITIES LOADED AND UNLOADED AT CANADIAN PORTS IN COASTWISE SHIPPING, BY PORT - JUL-SEP, 1981

TABLEAU 1. MARCHANDISES CHARGÉES ET DÉCHARGÉES DANS LES PORTS CANADIENS AU TITRE DU CABOTAGE, SELON LE PORT - JUIL-SEPT, 1981

PORT	COMMODITY	METRIC TONNES - TONNES METRIQUE				MARCHANDISES
		LOADED CHARGÉES	UNLOADED DÉCHARGÉES	TOTAL	CUMULATIVE CUMULATIF	
	LUBRICATING OIL, GREASE	41		41	41	HUILE, GRAISSE LUBRIF.
	COAL TAR, PITCH				40	GOUDRON, BRAI DE BOUIL.
	PRIMARY IRON, STEEL NES				27	FER, ACIER PRIMAIR. NDA
	BARS AND RODS, STEEL	443		443	731	BARRES ET TIGES ACIER
	ALUMINIUM		8 612	8 612	45 336	ALUMINIUM
	NON-FERROUS METALS NES	78		78	193	METEAUX NON-FERREUX NDA
	METAL FAB. BASIC PROD.	5		5	263	OUVR. DE BASE EN METAL
	BRICKS, TILES NES	273		273	273	BRIQUES, TUILES NDA
	CEMENT	90		90	90	CIMENT
	NON-MET. MIN. BASIC PROD				58	PROD. MIN. NON-MET. BASE
	TRACTORS				20	TRACTEURS
	MACHINERY NES	40	60	100	100	MACHINES NDA
	EQUIPMENT MISC.				89	MATERIEL DIVERS
	CONTAINERS, CLOSURES	5		5	5	CONTENEURS, FERMETURES
	MISC. END PRODUCTS NES	9		9	9	PRODUITS FINIS DIV. NDA
	GENERAL CARGO	35		35	74	MARCHANDISES DIVERSES
	PORT TOTAL	31 781	60 036	91 817	332 204	TOTAL DU PORT
MONT LOUIS	PULPWOOD	14 515		14 515	14 515	BOIS A PATE
	FUEL OIL		17 366	17 366	34 183	MAZOUT
	MACHINERY NES		363	363	363	MACHINES NDA
	PORT TOTAL	14 515	17 729	32 244	49 061	TOTAL DU PORT
MONTREAL	FISH, FRESH OR FROZEN				10	POISSON, FRAIS OU CONG.
	BARLEY		115 951	115 951	230 448	ORGE
	OATS		9 462	9 462	24 350	AVOINE
	RYE		2 717	2 717	2 717	SEIGLE
	WHEAT		722 504	722 504	1 685 035	BLE
	WHEAT FLOUR	68		68	68	FARINE DE BLE
	FROZEN FRUITS, BERRIES	6		6	6	FRUITS CONGÉLÉS, BAIES
	FRUIT, PRES. NOT CANNED	300		300	300	CGNS. FRUITS NON BOITE
	FRUITS, PREP. CANNED	319		319	876	FRUITS PREP. EN BOITE
	MISC. FOOD PREP. NES	553		553	1 008	DIV. PREP. ALIM. NDA
	FEEDS, VEGETABLE ORIGIN	23		23	23	PROD. D'ORIGINE VEGETALE
	FEEDS OF ANIMAL ORIGIN		523	523	726	PROD. D'ORIGINE ANIMALE
	NON-ALCOHOLIC BEVERAGE	15		15	15	BOISSONS NON-ALCOOLIC.
	ALE, BEER, STOUT, PORTER	291		291	505	ALE, BIÈRE, STOUT, PORTER
	DIST. ALCOHOLIC BEV.	55		55	55	BOISS. ALCOOL. DIST.
	FLAXSEED				5 373	GRAINE DE LIN
	BOLTS, ROUND TIMBER	284		284	324	BILLOTS, BOIS RONDS
	IRON AND STEEL SCRAP	667		667	667	DÉCHETS DE FER, D'ACIER
	CRUDE PETROLEUM		102 824	102 824	147 308	PETROLE BRUT
	GYPNUM		156 644	156 644	318 950	GYPSE
	SALT	317	236 072	236 389	413 278	SEL
	LUMBER AND TIMBER	890		890	2 315	BOIS D'OEUVRE ET CHARP.
	SAWMILL PRODUCTS NES				36	SCIAGES NDA
	VENEER, PLYWOOD	12		12	12	PLACAGES, CONTRE-PLAQ.
	COOPERAGE STDCK	32		32	32	DEMI-PROD. TONNELLERIE
	WOOD FAB. MATERIALS				108	DEMI-PRODUITS EN BOIS
	PAPER NES	3		3	3	PAPIER NDA
	PAPERBOARD	136		136	136	CARTON
	BLDG. PAPER AND BOARD	2 667		2 667	2 973	PLAQ. CONSTR., PAP/CART.
	TEXTILE FAB. MTL NES				86	OUVR. EN MAT. TEXT. NDA
	FISH, MARINE ANIMAL OIL		261	261	338	HUIL. DE POISSON, AN. MAR
	METALLIC SALTS	4 103	8 013	12 116	25 062	SELS METALLIQUES
	INORGANIC CHEMS. NES	13		13	13	PROD. CHIM. INORG. NDA
	ORGANIC CHEMICALS NES	1 857		1 857	1 857	PROD. CHIM. ORGAN. NDA
	POTASH		22 294	22 294	22 294	PCTASSE
	DYESTUFF, PIGMENT, PAINT				25	MAT. COLOR. PIG. PEINTURE
	GASOLINE	389 265	35 775	425 040	1 098 032	ESSENCE
	FUEL OIL	648 734	190 376	839 110	2 628 733	MAZOUT
	LUBRICATING OIL, GREASE	12 447		12 447	19 323	HUILE, GRAISSE LUBRIF.
	PETROL. COAL PROD. NES	13 015	16 647	29 662	60 610	DÉRIVE PETR. CHARB. NDA
	CASTINGS, FCRGINGS				2 309	MOUL. PIÈCES FORGÉES
	BARS AND RODS, STEEL	50		50	50	BARRES ET TIGES ACIER
	PLATE & SHEET STEEL	4 104		4 104	16 229	TOLES, FEUILLES D'ACIER
	STRUCTURAL SHAPES	1 104		1 104	1 382	PROFILES DE CONSTRUCT.
	RAILS & TRACK MATERIAL				44	RAILS, MAT. VOIE FERREE
	PIPES, TUBES: IRON, STEEL	817		817	892	TUYAUX, TUBES: FER, ACIER
	WIRE	43		43	43	FIL METALLIQUE
	ALUMINIUM				805	ALUMINIUM
	METAL FAB. BASIC PROD.	645		645	1 519	OUVR. DE BASE EN METAL
	DRAIN TILES, PIPES				3	TUILES TUY. DE DRAINAGE
	CEMENT	3 594	544	4 138	5 752	CIMENT
	NON-MET. MIN. BASIC PROD	1 461		1 461	1 461	PROD. MIN. NON-MET. BASE
TRACTORS				57	TRACTEURS	
MACHINERY NES	1 209	172	1 381	1 872	MACHINES NDA	
PASS. AUTOS AND CHASSIS	14		14	134	VOITURES PART., CHASSIS	
TRUCKS AND CHASSIS	8	11	19	19	CAMIONS ET CHASSIS	
ROAD MOTOR VEH. NES	59		59	59	VEH. AUTOM. ROUTIERS NDA	
SHIPS, AIRCRAFT, MIS. VEH	4		4	4	NAVIRES, AVIONS, VEH. DIV	
RUBBER TIRES AND TUBES	16		16	16	PNEUS, CHAMBRES A AIR	
EQUIPMENT MISC.	1 344	1	1 345	1 425	MATERIEL DIVERS	
PERSONAL, HSEHOLD GODDS	56	2	58	58	ART. PERS. ET MENAGERS	
CONTAINERS, CLOSURES	747	182	929	1 243	CONTENEURS, FERMETURES	
MISC. END PRODUCTS NES	98		98	98	PRODUITS FINIS DIV. NDA	
GENERAL CARGO	14 327	300	14 627	22 343	MARCHANDISES DIVERSES	
CONTAINERIZED FREIGHT	75 375	3 361	78 736	226 326	FRET CONTENEURISE	
PORT TOTAL	1 181 147	1 624 636	2 805 783	6 978 173	TOTAL DU PORT	
CONTRECOEUR	RAW SUGAR				4 520	SUCRE BRUT



TABLE 1. COMMODITIES LOADED AND UNLOADED AT CANADIAN PORTS IN COASTWISE SHIPPING, BY PORT - JUL-SEP, 1981

TABLEAU 1. MARCHANDISES CHARGÉES ET DÉCHARGÉES DANS LES PORTS CANADIENS AU TITRE DU CABOTAGE, SELON LE PORT - JUIL-SEPT, 1981

		METRIC TONNES - TONNES METRIQUE				
PORT	COMMODITY	LOADED	UNLOADED	TOTAL	CUMULATIVE	
PORT		CHARGÉES	DÉCHARGÉES	TOTAL	CUMULATIF	MARCHANDISES
	ALUMINA,BAUXITE ORES	3 445		3 445	3 445	MINÉRAIS ALUMINE,BAUX.
	IRON ORE AND CONG		263 017	263 017	891 964	MINÉRAIS,CONC.DE FER
	IRON AND STEEL SCRAP		667	667	667	DÉCHETS DE FER, D'ACIER
	PHOSPHATE ROCK	22 712		22 712	22 712	ROCHE PHOSPHATÉE
	LUMBER AND TIMBER	34		34	34	BOIS D'OEUVRE ET CHARP.
	INORGANIC CHEMS. NES		25 008	25 008	32 701	PROD.CHIM.INORG.NOA
	FUEL OIL		456	456	1 358	MAZOUT
	COKE				2 804	COKE
	PIG IRON				317	FER EN GUEUSE
	PRIMARY IRON,STEEL NES				1 909	FER,ACIER PRIMAIR.NOA
	STRUCTURAL SHAPES	1 109		1 109	1 109	PROFILES DE CONSTRUCT.
	GENERAL CARGO				48	MARCHANDISES DIVERSES
	PORT TOTAL	27 300	289 148	316 448	963 588	TOTAL DU PORT
LANORAIE	FUEL OIL				974	MAZOUT
	PORT TOTAL				974	TOTAL DU PORT
VARENNES	FUEL OIL		15 754	15 754	57 224	MAZOUT
	PORT TOTAL		15 754	15 754	57 224	TOTAL DU PORT
NEW RICHMOND	SALT				200	SEL
	GASOLINE				2 890	ESSENCE
	FUEL OIL		15 504	15 504	45 382	MAZOUT
	PORT TOTAL		15 504	15 504	48 472	TOTAL DU PORT
PASPEBIAC	SALT				73	SEL
	GASOLINE		2 672	2 672	4 785	ESSENCE
	FUEL OIL		2 257	2 257	5 756	MAZOUT
	PORT TOTAL		4 929	4 929	10 614	TOTAL DU PORT
POINT AU PIC	SALT				146	SEL
	RAILS & TRACK MATERIAL	1 721		1 721	5 215	RAILS,MAT.VOIE FERREE
	GENERAL CARGO	64		64	64	MARCHANDISES DIVERSES
	PORT TOTAL	1 785		1 785	5 425	TOTAL DU PORT
PORT ALFRED	PULPWOOD		69 672	69 672	116 120	BOIS A PATE
	GASOLINE				6 827	ESSENCE
	FUEL OIL		68 069	68 069	145 685	MAZOUT
	PORT TOTAL		137 741	137 741	268 632	TOTAL DU PORT
PORT CARTIER	BARLEY		243 087	243 087	243 087	ORGE
	WHEAT		654 799	654 799	1 221 826	BLE
	PULPWOOD		681	681	681	BOIS A PATE
	IRON ORE AND CONC	263 017		263 017	891 964	MINÉRAIS,CONC.DE FER
	DOLOMITE		25 393	25 393	25 393	DOLOMITE
	LUMBER AND TIMBER	10		10	10	BOIS D'OEUVRE ET CHARP.
	SULPHURIC ACID				3 386	ACIDE SULFURIQUE
	EXPLOS., FUSES, CAPS	3		3	4	EXPLOS.,AMORCES,DET.
	GASOLINE		3 020	3 020	10 055	ESSENCE
	FUEL OIL		31 574	31 574	158 832	MAZOUT
	LUBRICATING OIL,GREASE	6		6	6	HUILE,GRAISSE LUBRIF.
	RAILS & TRACK MATERIAL				652	RAILS,MAT.VOIE FERREE
	CEMENT BASIC PROD.				363	OUVR.DE BASE CIMENT
	MACHINERY NES	136		136	136	MACHINES NDA
	SHIPS,AIRCRAFT,MIS.VEH		3	3	3	NAVIRES,AVIONS,VEH.DIV
	GENERAL CARGO	7		7	14	MARCHANDISES DIVERSES
	PORT TOTAL	263 179	958 557	1 221 736	2 556 412	TOTAL DU PORT
PORT MENIER	PULPWOOD	8 895		8 895	10 749	BOIS A PATE
	SAND AND GRAVEL		2 609	2 609	2 609	SABLE ET GRAVIERS
	GASOLINE				823	ESSENCE
	FUEL OIL				1 930	MAZOUT
	MACHINERY NES	363	408	771	771	MACHINES NDA
	GENERAL CARGO		544	544	544	MARCHANDISES DIVERSES
	PORT TOTAL	9 258	3 561	12 819	17 426	TOTAL DU PORT
QUEBEC	BARLEY		388 170	388 170	751 993	ORGE
	OATS		16 612	16 612	35 155	AVOINE
	WHEAT		464 604	464 604	1 137 650	BLE
	PULPWOOD		348 402	348 402	522 604	BOIS A PATE
	IRON ORE AND CONC				22 242	MINÉRAIS,CONC.DE FER
	IRON AND STEEL SCRAP				484	DÉCHETS DE FER, D'ACIER
	CRUDE PETROLEUM				29 299	PETROLE BRUT
	SALT		27 442	27 442	62 040	SEL
	METALLIC SALTS		5 727	5 727	22 561	SELS METALLIQUES
	INORGANIC CHEMS. NES				9 097	PRDD.CHIM.INORG.NOA
	ORGANIC CHEMICALS NES		7 711	7 711	9 249	PRDD.CHIM.DRGAN.NOA
	GASOLINE	29 934	137 724	167 658	493 944	ESSENCE
	FUEL OIL	201 629	104 087	305 716	1 152 255	MAZOUT
	COKE				12 780	COKE
	ASPHALTS,ROAD OILS	31 872		31 872	42 027	ASPHALTE,BITUME LIQD.
	STRUCTURAL SHAPES				45	PROFILES DE CONSTRUCT.
	ALUMINIUM		631	631	1 136	ALUMINIUM
	GENERAL CARGO				125	MARCHANDISES DIVERSES
	PORT TOTAL	263 435	1 501 110	1 764 545	4 304 686	TOTAL DU PORT
REIMSUKT	PULPWOOD				8 709	BOIS A PATE
	SAND AND GRAVEL	2 609		2 609	2 609	SABLE ET GRAVIERS
	METALLIC SALTS	30	81	111	111	SELS METALLIQUES
	EXPLOS., FUSES, CAPS	81		81	81	EXPLOS.,AMORCES,DET.
	GASOLINE		63 357	63 357	171 577	ESSENCE

TABLE 1. COMMODITIES LOADED AND UNLOADED AT CANADIAN PORTS IN COASTWISE SHIPPING, BY PORT - JUL-SEP, 1981

TABLEAU 1. MARCHANDISES CHARGÉES ET DÉCHARGÉES DANS LES PORTS CANADIENS AU TITRE DU CABOTAGE, SELON LE PORT - JUIL-SEPT, 1981

		METRIC TONNES - TONNES METRIQUE				
PORT	COMMODITY	LOADED	UNLOADED	TOTAL	CUMULATIVE	
PORT		CHARGÉES	DÉCHARGÉES	TOTAL	CUMULATIF	MARCHANDISES
	FUEL OIL		37 925	37 929	129 209	MAZOUT
	MACHINERY NES	272	125	397	397	MACHINES NDA
	GENERAL CARGO	3 567	169	3 736	6 346	MARCHANDISES DIVERSES
	PORT TOTAL	6 559	101 661	108 220	319 039	TOTAL DU PORT
RIVIERE DU LOUP	SALT				167	SEL
	GASOLINE		2 837	2 837	5 023	ESSENCE
	FUEL OIL		6 027	6 027	10 977	MAZOUT
	PORT TOTAL		8 864	8 864	15 267	TOTAL DU PORT
STE. ANNE DES MONTS	PULPWOOD	40 642		40 642	40 642	BOIS A PATE
	METALLIC SALTS		181	181	181	SELS METALLIQUES
	PORT TOTAL	40 642	181	40 823	40 823	TOTAL DU PORT
ST. AUGUSTIN	GASOLINE		50	50	213	ESSENCE
	FUEL OIL		438	438	1 057	MAZOUT
	GENERAL CARGO	46	596	642	979	MARCHANDISES DIVERSES
	PORT TOTAL	46	1 084	1 130	2 249	TOTAL DU PORT
SEPT ILES	IRON ORE AND CONC	306 330		306 330	609 755	MINERAI, CONC. DE FER
	IRON AND STEEL SCRAP	586		586	1 070	DECHETS DE FER, D ACIER
	SAND AND GRAVEL	202		202	406	SABLE ET GRAVIER
	SALT		11 814	11 814	11 814	SEL
	LUMBER AND TIMBER		171	171	171	BOIS D'OEUVRE ET CHARP.
	METALLIC SALTS		3 272	3 272	3 272	SELS METALLIQUES
	GASOLINE		14 169	14 169	52 483	ESSENCE
	FUEL OIL		112 265	112 265	433 198	MAZOUT
	ASPHALTS, ROAD CILS	651	7 785	8 436	8 661	ASPHALTE, BITUME LIQD.
	PIG IRON				317	FER EN GUEUSE
	PRIMARY IRON, STEEL NES				1 909	FER, ACIER PRIMAIRE, NDA
	CASTINGS, FORGINGS				2 309	MOUL. PIECES FORGEES
	STRUCTURAL SHAPES		1 147	1 147	1 147	PROFILES DE CONSTRUCT.
	RAILS & TRACK MATERIAL		2 132	2 132	6 246	RAILS, MAT. VOIE FERREE
	METAL FAB. BASIC PROD.				19	OUVR. DE BASE EN METAL
	CEMENT		3 574	3 574	3 879	CIMENT
	MACHINERY NES		114	114	166	MACHINES NDA
	TRUCKS AND CHASSIS		7	7	15	CAMIONS ET CHASSIS
	ROAD MOTOR VEH. NES		5	5	5	VEH. AUTOM. ROUTIERS NDA
	EQUIPMENT MISC.		3	3	7	MATERIEL DIVERS
	CONTAINERS, CLOSURES		4	4	72	CONTENEURS, FERMETURES
	MISC. END PRODUCTS NES		68	68	68	PRODUITS FINIS DIV. NDA
	GENERAL CARGO	2 073	5 822	7 895	16 577	MARCHANDISES DIVERSES
	PORT TOTAL	309 842	162 352	472 194	1 153 566	TOTAL DU PORT
POINTE NOIRE	IRON ORE AND CONC	808 400		808 400	1 778 731	MINERAI, CONC. DE FER
	FUEL OIL		52 927	52 927	128 334	MAZOUT
	CASTINGS, FORGINGS				1 234	MOUL. PIECES FORGEES
	PORT TOTAL	808 400	52 927	861 327	1 908 299	TOTAL DU PORT
HARBOUR TOTAL - SEPT-ILES & POINTE-NOIRE		1 118 242	215 279	1 333 521	3 061 865	TOTAL DU HAVRE - SEPT-ILES & POINTE-NOIRE
SDREL	BARLEY		14 668	14 668	24 607	ORGE
	CORN		10 497	10 497	133 060	MAIS
	OATS		2 637	2 637	4 958	AVOINE
	WHEAT		236 649	236 649	546 623	BLE
	FLAXSEED				3 475	GRAINE DE LIN
	TITANIUM ORE		728 671	728 671	1 920 407	MINERAI DE TITANE
	IRON AND STEEL SCRAP		586	586	586	DECHETS DE FER, D ACIER
	FUEL OIL		2 177	2 177	3 940	MAZOUT
	PIG IRON	2 499		2 499	2 499	FER EN GUEUSE
	GENERAL CARGO				535	MARCHANDISES DIVERSES
	PORT TOTAL	2 499	995 885	998 384	2 640 690	TOTAL DU PORT
TROIS RIVIERES	BARLEY		33 140	33 140	35 410	ORGE
	OATS		3 413	3 413	6 131	AVOINE
	WHEAT		116 550	116 550	247 878	BLE
	PULPWOOD		39 699	39 699	39 699	BOIS A PATE
	SALT		5 084	5 084	30 857	SEL
	METALLIC SALTS		715	715	12 422	SELS METALLIQUES
	INORGANIC CHEMS. NES		11 719	11 719	23 294	PROD. CHIM. INORG. NDA
	GASOLINE		8 238	8 238	23 961	ESSENCE
	FUEL OIL		66 310	66 310	228 776	MAZOUT
	PORT TOTAL		284 868	284 868	648 428	TOTAL DU PORT
VALLEYFIELD	MISC. FOOD PREP. NES		1 108	1 108	1 108	DIV. PREP. ALIM. NDA
	VENEER, PLYWOOD		60	60	379	PLACAGES, CONTRE-PLAQ.
	SULPHURIC ACID				3 344	ACIDE SULFURIQUE
	BARS AND RODS, STEEL		472	472	472	BARRES ET TIGES ACIER
	PLATE & SHEET STEEL		1 453	1 453	3 764	TOLES, FEUILLES D ACIER
	STRUCTURAL SHAPES				107	PROFILES DE CONSTRUCT.
	RAILS & TRACK MATERIAL	267		267	267	RAILS, MAT. VOIE FERREE
	PIPES, TUBES, IRON, STEEL	58		58	58	TUYAUX, TUBES FER, ACIER
	METAL FAB. BASIC PROD.		98	98	280	OUVR. DE BASE EN METAL
	GENERAL CARGO	162		162	162	MARCHANDISES DIVERSES
	PORT TOTAL	487	3 191	3 678	9 941	TOTAL DU PORT
QUEBEC-NORTH/NORD	FROZEN FRUITS, BERRIES		2	2	2	FRUITS CONGELES, BAIES
	MISC. FOOD PREP. NES		197	197	197	DIV. PREP. ALIM. NDA
	ALE, BEER, STOUT, PORTER		16	16	16	ALE, BIERE, STOUT, PORTER

TABLE 1. COMMODITIES LOADED AND UNLOADED AT CANADIAN PORTS IN COASTWISE SHIPPING, BY PORT - JUL-SEP, 1981

TABLEAU 1. MARCHANDISES CHARGÉES ET DÉCHARGÉES DANS LES PORTS CANADIENS AU TITRE DU CABOTAGE, SELON LE PORT - JUIL-SEPT, 1981

		METRIC TONNES - TONNES METRIQUE				
PORT	COMMODITY	LOADED	UNLOADED	TOTAL	CUMULATIVE	
PORT		CHARGÉES	DÉCHARGÉES	TOTAL	CUMULATIF	MARCHANDISES
	LUMBER AND TIMBER		16	16	16	BOIS D'OEUVRE ET CHARP.
	PAPERBOARD		135	135	135	CARTON
	BLDG. PAPER AND BOARD		451	451	451	PLAQ. CONSTR., PAP/CART.
	METALLIC SALTS		109	109	109	SELS METALLIQUES
	INORGANIC CHEMS. NES		13	13	13	PROD. CHIM. INORG. NDA
	GASOLINE	3 640	20 018	23 658	23 658	ESSENCE
	FUEL OIL	14 485	39 384	53 869	53 869	MAZOUT
	PETROL. COAL PROD. NES		2	2	2	DERIVE PETR. CHARB. NDA
	PLATE & SHEET STEEL		110	110	110	TOLES, FEUILLES D'ACIER
	NON-MET. MIN. BASIC PROD		5	5	5	PROD. MIN. NON-MET. BASE
	MACHINERY NES		686	686	686	MACHINES NDA
	ROAD MOTOR VEH. NES		19	19	19	VEH. AUTOM. ROUTIERS NDA
	RUBBER TIRES AND TUBES		16	16	16	PNEUS, CHAMBRES A AIR
	EQUIPMENT MISC.		194	194	194	MATERIEL DIVERS
	PERSONAL, HSEHOLD GOODS		56	56	56	ART. PERS. ET MENAGERS
	CONTAINERS, CLOSURES	40		40	40	CONTENEURS, FERMETURES
	GENERAL CARGO	5	3 066	3 071	3 071	MARCHANDISES DIVERSES
	PORT TOTAL	18 170	64 495	82 665	82 665	TOTAL DU PORT
QUEBEC-NES/NDA	CATTLE				91	BOVINS
	PULWOOD	11 612		11 612	11 612	BOIS A PATE
	SAND AND GRAVEL		303	303	1 107	SABLE ET GRAVIERS
	CRUSHED STONE	1 461	1 461	2 922	2 922	PIERRE CONCASSEE
	SALT				44	SEL
	LUMBER AND TIMBER		10	10	10	BOIS D'OEUVRE ET CHARP.
	WOOD FAB. MATERIALS		37	37	37	DEMI-PRODUITS EN BOIS
	PAPER NES				28	PAPIER NDA
	BLDG. PAPER AND BOARD	347		347	347	PLAQ. CONSTR., PAP/CART.
	METALLIC SALTS		127	127	127	SELS METALLIQUES
	EXPLOS., FUSES, CAPS	11	1 141	1 152	1 153	EXPLOS., AMORCES, DET.
	GASOLINE		1 487	1 487	6 620	ESSENCE
	FUEL OIL		1 653	1 653	3 643	MAZOUT
	LUBRICATING OIL, GREASE		1	1	1	HUILE, GRAISSE LUBRIF.
	PIPES, TUBES: IRON, STEEL	9	2	11	11	TUYAUX, TUBES: FER, ACIER
	COPPER AND ALLOYS		3	3	3	CUIVRE ET ALLIAGES
	METAL FAB. BASIC PROD.	22	3	25	25	OUVR. DE BASE EN METAL
	DRAIN TILES, PIPES				385	TUILES TUY. DE DRAINAGE
	BRICKS, TILES NES		47	47	47	BRIQUES, TUILES NDA
	CEMENT		134	134	265	CIMENT
	CEMENT BASIC PROD.	50	50	100	2 593	OUVR. DE BASE CIMENT
	NON-MET. MIN. BASIC PROD		6	6	6	PROD. MIN. NON-MET. BASE
	TRACTORS	11	11	22	104	TRACTEURS
	MACHINERY NES	626	12 257	12 883	12 920	MACHINES NDA
	TRUCKS AND CHASSIS	175	225	400	400	CAMIONS ET CHASSIS
	ROAD MOTOR VEH. NES	39	34	73	77	VEH. AUTOM. ROUTIERS NDA
	SHIPS, AIRCRAFT, MIS. VEH				2	NAVIRES, AVIONS, VEH. DIV
	EQUIPMENT MISC.	41	29	70	72	MATERIEL DIVERS
	CONTAINERS, CLOSURES	4		4	4	CONTENEURS, FERMETURES
	MISC. END PRODUCTS NES	68	40	108	108	PRODUITS FINIS DIV. NDA
	GENERAL CARGO	719	4 016	4 735	9 629	MARCHANDISES DIVERSES
	PORT TOTAL	15 195	23 077	38 272	54 393	TOTAL DU PORT
	PROVINCE TOTAL	4 165 472	7 123 027	11 288 499	26 977 591	TOTAL DE LA PROVINCE
ONTARIO -						
ONTARIO						
AMHERSTBURG	METALLIC SALTS	47 457		47 457	223 940	SELS METALLIQUES
	GASOLINE				3 437	ESSENCE
	FUEL OIL				4 794	MAZOUT
	PORT TOTAL	47 457		47 457	232 171	TOTAL DU PORT
BADGELEY ISLAND	STONE, CRUDE NES	177 721		177 721	258 504	PIERRE BRUTE NDA
	PORT TOTAL	177 721		177 721	258 504	TOTAL DU PORT
BRITT	GASOLINE		9 469	9 469	24 720	ESSENCE
	FUEL OIL				948	MAZOUT
	PORT TOTAL		9 469	9 469	25 668	TOTAL DU PORT
BATH	CEMENT	121 247		121 247	230 573	CIMENT
	PORT TOTAL	121 247		121 247	230 573	TOTAL DU PORT
BYNG INLET	GASOLINE		7 599	7 599	17 502	ESSENCE
	FUEL OIL		6 103	6 103	8 972	MAZOUT
	PORT TOTAL		13 702	13 702	26 474	TOTAL DU PORT
CARDINAL	CORN		3 302	3 302	6 641	MAIS
	PORT TOTAL		3 302	3 302	6 641	TOTAL DU PORT
CLARKSON	LIMESTONE		468 990	468 990	879 492	PIERRE CALCAIRE
	GASOLINE	55 073		55 073	103 033	ESSENCE
	FUEL OIL	103 135		103 135	243 636	MAZOUT
	LUBRICATING OIL, GREASE	10 520		10 520	10 520	HUILE, GRAISSE LUBRIF.
	PETROL. COAL PROD. NES	7 711		7 711	23 621	DERIVE PETR. CHARB. NDA
	PORT TOTAL	176 439	468 990	645 429	1 260 302	TOTAL DU PORT
COLBORNE	LIMESTONE		468 990	468 990	879 492	PIERRE CALCAIRE
	PORT TOTAL	468 990	468 990	468 990	879 492	TOTAL DU PORT
COLLINGWOOD	BARLEY		280	280	7 133	ORGE
	CORN				4 906	MAIS
	OATS		6 419	6 419	11 510	AVOINE

TABLE 1. COMMODITIES LOADED AND UNLOADED AT CANADIAN PORTS IN COASTWISE SHIPPING, BY PORT - JUL-SEP, 1981

TABLEAU 1. MARCHANDISES CHARGÉES ET DÉCHARGÉES DANS LES PORTS CANADIENS AU TITRE DU CABOTAGE, SELON LE PORT - JUIL-SEPT, 1981

		METRIC TONNES - TONNES METRIQUE				
PORT	COMMODITY	LOADED	UNLOADED	TOTAL	CUMULATIVE	
PORT		CHARGÉES	DÉCHARGÉES	TOTAL	CUMULATIF	MARCHANDISES
	WHEAT		4 709	4 709	13 532	BLE
	HULLS, SCREENINGS, CHAFF		2 656	2 656	6 387	ECOLURES, CRIBLURES, BAL
	PORT TOTAL		14 064	14 064	43 468	TOTAL DU PORT
CORNWALL	INORGANIC CHEMS. NES		11 232	11 232	34 183	PROD. CHIM. INORG. NDA
	FUEL OIL		11 131	11 131	27 220	MAZOUT
	PORT TOTAL		22 363	22 363	61 403	TOTAL DU PORT
CUTLER	GASOLINE		3 634	3 634	7 371	ESSENCE
	FUEL OIL		2 807	2 807	2 807	MAZOUT
	PORT TOTAL		6 441	6 441	10 178	TOTAL DU PORT
GOOERICH	BARLEY		3 245	3 245	11 389	ORGE
	CORN				14 514	MAIS
	OATS		6 368	6 368	17 342	AVOINE
	WHEAT	75 300	28 509	103 809	150 306	BLE
	HULLS, SCREENINGS, CHAFF		15 586	15 586	30 894	ECOLURES, CRIBLURES, BAL
	SALT	280 062		280 062	315 161	SEL
	PORT TOTAL	355 362	53 708	409 070	539 606	TOTAL DU PORT
HAMILTON	FRUITS, PREP. CANNED	138		138	138	FRUITS PREP. EN BOITE
	VEGETABLE PREP. NES	8 884	408	9 292	11 479	PREP. DE LEGUMES NDA
	MISC. FOOD PREP. NES	3 196		3 196	4 248	DIV. PREP. ALIM. NDA
	DIST. ALCOHOLIC BEV.	108		108	223	BOISS. ALCOOL. DIST.
	IRON ORE AND CONC		1 286 192	1 286 192	3 063 928	MINERAL, CONC. DE FER
	DOLOMITE	25 393		25 393	25 393	DOLOMITE
	GYPSUM		7 257	7 257	61 602	GYPSE
	LUMBER AND TIMBER		2 106	2 106	2 654	BOIS D'OEUVRE ET CHARP.
	SHINGLES AND SHAKES	40		40	40	BARDEAUX, BARD. FACADE
	SAWMILL PRODUCTS NES		41	41	41	SCIAGES NDA
	VENEER, PLYWOOD	60	10 930	10 990	18 206	PLACAGES, CONTRE-PLAQ.
	WOOD FAB. MATERIALS				36	DEMI-PRODUITS EN BOIS
	NEWSPRINT PAPER		4 149	4 149	5 628	PAPIER JOURNAL
	PAPERBOARD		1 276	1 276	1 928	CARTON
	BLDG. PAPER AND BOARD	297		297	388	PLAQ. CONSTR., PAP/CART.
	CHEM. SPECIALTIES NES	88		88	1 559	PROD. CHIM. SPECIAUX NDA
	FUEL OIL	26 986	40 744	67 730	142 233	MAZOUT
	LUBRICATING OIL, GREASE	82		82	82	HUILE, GRAISSE LUBRIF.
	COKE				2 804	COKE
	COAL TAR, PITCH		5 820	5 820	8 083	GOUDRON, BRAI DE BOUIL.
	PETROL. COAL PROD. NES	1 061		1 061	6 092	DERIVE PETR. CHARB. NDA
	FERRO-ALLOYS		1 139	1 139	1 139	FERRO-ALLIAGES
	PIG IRON		2 499	2 499	2 499	FER EN GUEUSE
	CASTINGS, FORGINGS	27		27	1 311	MOUL. PIECES FORGEES
	BARS AND RODS, STEEL	1 157		1 157	1 877	BARRES ET TIGES ACIER
	PLATE & SHEET STEEL	74 684		74 684	113 891	TOLES, FEUILLES D'ACIER
	STRUCTURAL SHAPES	489		489	583	PROFILES DE CONSTRUCT.
	RAILS & TRACK MATERIAL				42	RAILS, MAT. VOIE FERREE
	PIPES, TUBES: IRON, STEEL	220		220	532	TUYAUX, TUBES: FER, ACIER
	WIRE				117	FIL METALLIQUE
	METAL FAB. BASIC PROD.	210		210	594	OUVR. DE BASE EN METAL
	CEMENT	34		34	34	CIMENT
	MACHINERY NES	1	66	67	70	MACHINES NDA
	TRUCKS AND CHASSIS				17	CAMIONS ET CHASSIS
	CONTAINERS, CLOSURES	15		15	15	CONTENEURS, FERMETURES
	GENERAL CARGO	6 454		6 454	8 730	MARCHANDISES DIVERSES
	PORT TOTAL	149 624	1 362 627	1 512 251	3 488 236	TOTAL DU PORT
KINGSTON	BARLEY	6 998	22 536	29 534	29 534	ORGE
	WHEAT		21 850	21 850	46 486	BLE
	METALLIC SALTS				12 049	SELS METALLIQUES
	FUEL OIL		45 777	45 777	107 038	MAZOUT
	PORT TOTAL	6 998	90 163	97 161	195 107	TOTAL DU PORT
KINGSVILLE	LIMESTONE		28 900	28 900	28 900	PIERRE CALCAIRE
	GASOLINE	316		316	508	ESSENCE
	FUEL OIL	148		148	210	MAZOUT
	PORT TOTAL	464	28 900	29 364	29 618	TOTAL DU PORT
LITTLE CURRENT	METALLIC SALTS		6 221	6 221	15 376	SELS METALLIQUES
	GASOLINE				5 269	ESSENCE
	FUEL OIL				3 851	MAZOUT
	PORT TOTAL		6 221	6 221	24 496	TOTAL DU PORT
MARATHON	INORGANIC CHEMS. NES		4 638	4 638	16 777	PROD. CHIM. INORG. NDA
	GASOLINE		586	586	3 205	ESSENCE
	FUEL OIL		11 324	11 324	24 090	MAZOUT
	MACHINERY NES				62	MACHINES NDA
	PORT TOTAL		16 548	16 548	44 134	TOTAL DU PORT
MICHIPICOTEN HARBOUR	FUEL OIL				1 939	MAZOUT
	PORT TOTAL				1 939	TOTAL DU PORT
MIDLAND	BARLEY				20 546	ORGE
	OATS				998	AVOINE
	WHEAT	34 704	174 905	209 609	304 999	BLE
	STONE, CRUDE NES		157 383	157 383	219 714	PIERRE BRUTE NDA
	PORT TOTAL	34 704	332 288	366 992	546 257	TOTAL DU PORT
MORRISBURG	FUEL OIL		13 281	13 281	82 481	MAZOUT
	PORT TOTAL		13 281	13 281	82 481	TOTAL DU PORT



TABLE 1. COMMODITIES LOADED AND UNLOADED AT CANADIAN PORTS IN COASTWISE SHIPPING, BY PORT - JUL-SEP, 1981

TABLEAU 1. MARCHANDISES CHARGÉES ET DECHARGÉES DANS LES PORTS CANADIENS AU TITRE DU CABOTAGE, SELON LE PORT - JUIL-SEPT, 1981

		METRIC TONNES - TONNES METRIQUE					
PORT	COMMODITY	LOADED	UNLOADED	TOTAL	CUMULATIVE		
PORT		CHARGÉES	DECHARGÉES	TOTAL	CUMULATIF	MARCHANDISES	
NANTICOKE	IRON ORE AND CONC		107 478	107 478	160 327	MINÉRAI, CONC. DE FER	
	COAL, BITUMINOUS		607 403	607 403	1 504 829	CHARBON BITUMINEUX	
	GASOLINE	2 963	4 981	7 944	12 552	ESSENCE	
	FUEL OIL	16 654		16 654	107 462	MAZOUT	
	PORT TOTAL	19 617	719 862	739 479	1 785 170	TOTAL DU PORT	
OAKVILLE	GASOLINE	14 115		14 115	27 374	ESSENCE	
	FUEL OIL	15 128		15 128	58 106	MAZOUT	
	PORT TOTAL	29 243		29 243	85 480	TOTAL DU PORT	
OSHAWA	RAW SUGAR				4 520	SUCRE BRUT	
	METALLIC SALTS				20 207	SELS METALLIQUES	
	GASOLINE				8 924	ESSENCE	
	FUEL OIL				20 635	MAZOUT	
PORT TOTAL				54 286	TOTAL DU PORT		
OWEN SOUND	BARLEY		1 125	1 125	2 528	ORGE	
	OATS		1 767	1 767	2 819	AVOÏNE	
	WHEAT	14 096	35 624	49 720	64 761	BLÉ	
	HULLS, SCREENINGS, CHAFF		3 191	3 191	6 642	ÉCLOURES, CRIBLURES, BAL	
	METALLIC SALTS		1 654	1 654	14 707	SELS METALLIQUES	
	PORT TOTAL	14 096	43 361	57 457	91 457	TOTAL DU PORT	
PARRY SOUND	SALT		42 275	42 275	42 275	SEL	
	GASOLINE		26 229	26 229	53 536	ESSENCE	
	FUEL OIL		45 238	45 238	99 636	MAZOUT	
	PORT TOTAL		113 742	113 742	195 447	TOTAL DU PORT	
PELEE ISLAND	WHEAT	1 225		1 225	1 225	BLÉ	
	GASOLINE		316	316	508	ESSENCE	
	FUEL OIL		148	148	210	MAZOUT	
	PORT TOTAL	1 225	464	1 689	1 943	TOTAL DU PORT	
PICTON	CEMENT	69 419		69 419	152 751	CIMENT	
	PORT TOTAL	69 419		69 419	152 751	TOTAL DU PORT	
PORT COLBORNE	CORN				67 376	MAIS	
	RYE	6 093		6 093	6 093	SEIGLE	
	WHEAT	27 309	66 213	93 522	235 455	BLÉ	
	FUEL OIL		17 123	17 123	28 436	MAZOUT	
PORT TOTAL	33 402	83 336	116 738	337 360	TOTAL DU PORT		
PORT CAMSTON	FUEL OIL				22 745	MAZOUT	
	PORT TOTAL				22 745	TOTAL DU PORT	
PORT MCNICOLL	BARLEY				19 181	ORGE	
	WHEAT	43 282	91 744	135 026	198 211	BLÉ	
	PORT TOTAL	43 282	91 744	135 026	217 392	TOTAL DU PORT	
PORT STANLEY	CORN				28 129	MAIS	
	WHEAT	34 807		34 807	34 807	BLÉ	
	METALLIC SALTS				13 658	SELS METALLIQUES	
	POTASH		31 232	31 232	102 012	POTASSE	
	PORT TOTAL	34 807	31 232	66 039	178 606	TOTAL DU PORT	
PRESCOTT	BARLEY		2 226	2 226	8 257	ORGE	
	OATS		5 490	5 490	7 844	AVOÏNE	
	WHEAT	69 140	91 853	160 993	179 194	BLÉ	
	SALT		19 214	19 214	19 214	SEL	
	PAPERBOARD	82		82	82	CARTON	
	PORT TOTAL	69 222	118 783	188 005	214 591	TOTAL DU PORT	
ST. CATHARINES	FUEL OIL	7 807	29 066	36 873	64 865	MAZOUT	
	PORT TOTAL	7 807	29 066	36 873	64 865	TOTAL DU PORT	
SARNIA	BARLEY	1 793		1 793	1 793	ORGE	
	CORN	918		918	36 376	MAIS	
	WHEAT	167 010	2 358	169 368	253 269	BLÉ	
	LIMESTONE		66 595	66 595	98 823	PIERRE CALCAÏRE	
	CRUSHED STONE				35 008	PIERRE CONCASSÉE	
	INORGANIC CHEMS. NES	31 756		31 756	96 553	PROD. CHIM. INORG. NDA	
	ORGANIC CHEMICALS NES	6 309		6 309	7 847	PROD. CHIM. ORGAN. NDA	
	POTASH		3 999	3 999	3 999	POTASSE	
	SYNTHETIC RUBBER				182	CADUTCHOUX SYNTHETIQUE	
	PLASTIC MATERIALS				165	MATIERES PLASTIQUES	
	GASOLINE	223 889	24 803	248 692	492 824	ESSENCE	
	FUEL OIL	541 676	13 704	555 380	1 227 979	MAZOUT	
	LUBRICATING OIL, GREASE		12 447	12 447	19 323	HUILE, GRAISSE LUBRIF.	
PETROL, COAL PROD. NES	1 524	12 918	14 442	29 514	DÉRIVE PETR. CHARB. NDA		
PORT TOTAL	974 875	136 824	1 111 699	2 303 655	TOTAL DU PORT		
SAULT STE. MARIE	VEGETABLE PREP. NES	237		237	237	PREP. DE LEGUMES NOA	
	COAL, BITUMINOUS				26 247	CHARBON BITUMINEUX	
	SALT		14 983	14 983	22 530	SEL	
	GASOLINE		67 422	67 422	119 363	ESSENCE	
	FUEL OIL		86 186	86 186	226 506	MAZOUT	
	COKE				12 780	COKE	
	COAL TAR, PITCH	5 820		5 820	8 083	GOUDRON, BRAI DE BOUIL.	
	PETROL, COAL PROD. NES				1 736	DÉRIVE PETR. CHARB. NDA	
	BARS AND RODS, STEEL				4 196	BARRES ET TIGES ACIER	
PLATE & SHEET STEEL	39 093		39 093	79 475	TOLES, FEUILLES D'ACIER		

TABLE 1. COMMODITIES LOADED AND UNLOADED AT CANADIAN PORTS IN COASTWISE SHIPPING, BY PORT - JUL-SEP, 1981

TABLEAU 1. MARCHANDISES CHARGÉES ET DECHARGÉES DANS LES PORTS CANADIENS AU TITRE DU CABOTAGE, SELON LE PORT - JUIL-SEPT, 1981

		METRIC TONNES - TONNES METRIQUE				
PORT	COMMODITY	LOADED	UNLOADED	TOTAL	CUMULATIVE	
PORT		CHARGÉES	DECHARGÉES	TOTAL	CUMULATIF	MARCHANDISES
	STRUCTURAL SHAPES	3 234		3 234	3 234	PROFILES DE CONSTRUCT.
	RAILS & TRACK MATERIAL				234	RAILS, MAT. VOIE FERREE
	MACHINERY NES	66		66	66	MACHINES NDA
	PORT TOTAL	48 450	168 591	217 041	504 687	TOTAL DU PORT
SERPENT RIVER	SALT				34 055	SEL
	PORT TOTAL				34 055	TOTAL DU PORT
THOROLD	ALUMINA, BAUXITE ORES		3 445	3 445	3 445	MINERAIS ALUMINE, BAUX.
	STONE, CRUDE NES		20 338	20 338	38 790	PIERRE BRUTE NDA
	INORGANIC CHEMS. NES		8 805	8 805	48 173	PROD. CHIM. INORG. NDA
	PORT TOTAL		32 588	32 588	90 408	TOTAL DU PORT
THUNDER BAY	MEAT AND MEAT PREP. NES		2 048	2 048	2 048	VIANDES ET PREP. NDA
	FISH, CANNED		159	159	159	POISSON EN BOITES
	BARLEY	885 234		885 234	1 545 363	ORGE
	OATS	53 193		53 193	112 743	AVOINE
	RYE	3 617		3 617	20 493	SEIGLE
	WHEAT	2 474 120		2 474 120	6 091 248	BLE
	MALT AND MALT FLOUR	9 387		9 387	14 048	MALT ET FARINE DE MALT
	FRUIT JUICES		1 809	1 809	1 809	JUS DE FRUIT
	FRUITS, PREP. CANNED		2 725	2 725	2 725	FRUITS PREP. EN BOITE
	VEGETABLE PREP. NES		12 206	12 206	14 393	PREP. DE LEGUMES NDA
	MISC. FOOD PREP. NES		14 368	14 368	23 099	DIV. PREP. ALIM. NDA
	HULLS, SCREENINGS, CHAFF	21 433		21 433	43 923	ECOLURES, CRIBLURES, BAL
	DIST. ALCOHOLIC BEV.		131	131	246	BOISS. ALCOOL. DIST.
	FLAXSEED	10 563		10 563	33 790	GRAINE DE LIN
	RAPESEED	21 194		21 194	33 988	GRAINE DE COLZA
	IRON ORE AND CONC	419 806		419 806	1 074 008	MINERAI, CONC. DE FER
	COAL, BITUMINOUS	607 403		607 403	1 556 267	CHARBON BITUMINEUX
	SALT		19 365	19 365	37 974	SEL
	SULPHUR IN ORES				7 224	SOUFRE EN MINERAI
	LUMBER AND TIMBER	8 590		8 590	12 081	BOIS D'OEUVRE ET CHARP.
	SHINGLES AND SHAKES		40	40	40	BARDEAUX, BARDEAUX FACADE
	SAWMILL PRODUCTS NES	41		41	41	SCIAGES NDA
	VENEER, PLYWOOD	14 158		14 158	23 409	PLACAGES, CONTRE-PLAC.
	WOOD FAB. MATERIALS				36	DEMI-PRODUITS EN BOIS
	NEWSPRINT PAPER	4 149		4 149	5 628	PAPIER JOURNAL
	PAPER NES	42		42	42	PAPIER NDA
	PAPERBOARD	1 754		1 754	3 047	CARTON
	BLDG. PAPER AND BOARD		297	297	388	PLAQ. CONSTR. PAP/CART.
	METALLIC SALTS		18 650	18 650	42 767	SELS METALLIQUES
	INORGANIC CHEMS. NES	4 638		4 638	16 777	PROD. CHIM. INORG. NDA
	POTASH	57 525		57 525	128 305	POTASSE
	SYNTHETIC RUBBER		146	146	417	CAOUTCHOUC SYNTHETIQUE
	PLASTIC MATERIALS		33	33	230	MATIERES PLASTIQUES
	CHEM. SPECIALTIES NES		88	88	1 559	PROD. CHIM. SPECIAUX NDA
	GASOLINE		53 368	53 368	104 317	ESSENCE
	FUEL OIL		103 785	103 785	178 042	MAZOUT
	LUBRICATING OIL, GREASE		3 486	3 486	3 486	HUILE, GRAISSE LUBRIF.
	PETROL, COAL PROD. NES		1 061	1 061	5 363	DERIVE PETR. CHARB. NDA
	CASTINGS, FORGINGS		27	27	77	MOUL. PIECES FORGEES
	BAR AND RODS, STEEL		685	685	1 405	BARRES ET TIGES ACIER
	PLATE & SHEET STEEL		83 268	83 268	139 236	TOLES, FEUILLES D'ACIER
	STRUCTURAL SHAPES		2 140	2 140	2 341	PROFILES DE CONSTRUCT.
	RAILS & TRACK MATERIAL		267	267	309	RAILS, MAT. VOIE FERREE
	PIPES, TUBES: IRON, STEEL		278	278	590	TUYAUX, TUBES: FER, ACIER
	WIRE				117	FIL METALLIQUE
	METAL FAB. BASIC PROD.		46	46	120	OUVR. DE BASE EN METAL
	CEMENT		34	34	34	CIMENT
	MACHINERY NES		1	1	66	MACHINES NDA
	PASS. AUTOS AND CHASSIS		19	19	19	VOITURES PART., CHASSIS
	BUSES AND CHASSIS		119	119	136	AUTOBUS ET CHASSIS
	TRUCKS AND CHASSIS		19	19	71	CAMIONS ET CHASSIS
	CONTAINERS, CLOSURES		15	15	15	CONTENEURS, FERMETURES
	GENERAL CARGO		6 616	6 616	8 892	MARCHANDISES DIVERSES
	PORT TOTAL	4 596 847	327 299	4 924 146	11 294 951	TOTAL DU PORT
TORONTO	BARLEY		29 916	29 916	94 104	ORGE
	RYE		900	900	2 658	SEIGLE
	WHEAT	6 199	48 601	54 800	166 604	BLE
	MALT AND MALT FLOUR		9 387	9 387	14 048	MALT ET FARINE DE MALT
	SALT		11 322	11 322	23 941	SEL
	METALLIC SALTS				33 084	SELS METALLIQUES
	GASOLINE				6 496	ESSENCE
	FUEL OIL	41 849	26 056	67 905	142 193	MAZOUT
	ASPHALTS, ROAD DILS		8 568	8 568	11 123	ASPHALTE, BITUME LIQD.
	PLATE & SHEET STEEL				579	TOLES, FEUILLES D'ACIER
	CEMENT	544	158 440	158 984	307 871	CIMENT
	PORT TOTAL	48 592	293 190	341 782	802 701	TOTAL DU PORT
WALLACEBURG	CORN	3 302		3 302	6 641	MAIS
	WHEAT	27 093		27 093	27 093	BLE
	PORT TOTAL	30 395		30 395	33 734	TOTAL DU PORT
WHITEFISH RIVER	CEMENT		32 226	32 226	70 904	CIMENT
	PORT TOTAL		32 226	32 226	70 904	TOTAL DU PORT
WINOSOR	MEAT AND MEAT PREP. NES	2 048		2 048	2 048	VIANDES ET PREP. NDA
	FISH, CANNED	159		159	159	POISSON EN BOITES
	CORN	10 497		10 497	18 067	MAIS



TABLE 1. COMMODITIES LOADED AND UNLOADED AT CANADIAN PORTS IN COASTWISE SHIPPING, BY PORT - JUL-SEP, 1981

TABLEAU 1. MARCHANDISES CHARGÉES ET DÉCHARGÉES DANS LES PORTS CANADIENS AU TITRE DU CABOTAGE, SELON LE PORT - JUIL-SEPT, 1981

		METRIC TONNES - TONNES METRIQUE				
PORT	COMMODITY	LOADED	UNLOADED	TOTAL	CUMULATIVE	
PORT		CHARGÉES	DÉCHARGÉES	TOTAL	CUMULATIF	MARCHANDISES
	WHEAT	76 308		76 308	76 308	BLE
	FRUIT JUICES	1 809		1 809	1 809	JUS DE FRUIT
	FRUITS, PREP. CANNED	2 587		2 587	2 587	FRUITS PREP. EN BCITE
	VEGETABLE PREP.NES	3 493		3 493	3 493	PREP. DE LEGUMES NDA
	MISC.FOOD PREP.NES	12 280		12 280	19 959	DIV.PREP.ALIM.NDA
	DIST.ALCOHOLIC BEV.	23		23	23	BOISS.ALCOL.OIST.
	FLAXSEED		5 361	5 361	10 873	GRAINE DE LIN
	RAPESEED		4 623	4 623	10 379	GRAINE DE COLZA
	LIMESTONE		55 513	55 513	55 513	PIERRE CALCAIRE
	CRUSHED STONE				12 672	PIERRE CONCASSEE
	SALT	140 871		140 871	389 322	SEL
	LUMBER AND TIMBER		6 484	6 484	9 427	BOIS D'OEUVRE ET CHARP.
	VENEER, PLYWOOD		3 228	3 228	4 944	PLACAGES, CONTRE-PLAQ.
	PAPER NES		42	42	42	PAPIER NDA
	PAPERBOARD		560	560	1 201	CARTON
	METALLIC SALTS	1 460		1 460	4 332	SELS METALLIQUES
	SYNTHETIC RUBBER	146		146	235	CADUTCHOUQ SYNTHETIQUE
	PLASTIC MATERIALS	33		33	65	MATIERES PLASTIQUES
	GASOLINE		45 584	45 584	118 502	ESSENCE
	FUEL OIL		64 892	64 892	172 935	MAZOUT
	BARNS AND RODS, STEEL				4 196	BARRES ET TIGES ACIER
	PLATE & SHEET STEEL	337	32 432	32 769	65 886	TOLES, FEUILLES D'ACIER
	STRUCTURAL SHAPES	222	1 805	2 027	2 027	PROFILES DE CONSTRUCT.
	METAL FAB. BASIC PROD.		66	66	242	OUVR. DE BASE EN METAL
	CEMENT				5 093	CIMENT
	PASS. AUTOS AND CHASSIS	19		19	19	VOITURES PART., CHASSIS
	BUSES AND CHASSIS	119		119	136	AUTOBUS ET CHASSIS
	TRUCKS AND CHASSIS	19		19	54	CAMIONS ET CHASSIS
	<b>PORT TOTAL</b>	<b>252 430</b>	<b>220 590</b>	<b>473 020</b>	<b>992 548</b>	<b>TOTAL DU PORT</b>
ONTARIO-NES/NDA	LIMESTONE	151 008		151 008	183 236	PIERRE CALCAIRE
	CRUSHED STONE				47 680	PIERRE CONCASSEE
	GYPSUM		10 886	10 886	10 886	GYPSE
	<b>PORT TOTAL</b>	<b>151 008</b>	<b>10 886</b>	<b>161 894</b>	<b>241 802</b>	<b>TOTAL DU PORT</b>
	<b>PROVINCE TOTAL</b>	<b>7 963 723</b>	<b>4 895 851</b>	<b>12 859 574</b>	<b>27 758 286</b>	<b>TOTAL DE LA PROVINCE</b>
MANITOBA - MANITOBA WORCHILL	MISC. FOOD PREP. NES	3 212		3 212	3 212	DIV. PREP. ALIM. NDA
	BLOG. PAPER AND BOARD	815		815	815	PLAQ. CONSTR., PAP/CART.
	FUEL OIL	13 785		13 785	13 785	MAZOUT
	METAL FAB. BASIC PROD.	651		651	651	OUVR. DE BASE EN METAL
	ROAD MOTOR VEH. NES	178		178	178	VEH. AUTOM. ROUTIERS NDA
	GENERAL CARGO	144		144	144	MARCHANDISES DIVERSES
	<b>PORT TOTAL</b>	<b>18 785</b>		<b>18 785</b>	<b>18 785</b>	<b>TOTAL DU PORT</b>
	<b>PROVINCE TOTAL</b>	<b>18 785</b>		<b>18 785</b>	<b>18 785</b>	<b>TOTAL DE LA PROVINCE</b>
BRITISH COLUMBIA - COLOMBIE-BRITANNIQUE ALERT BAY	GASOLINE		298	298	647	ESSENCE
	FUEL OIL		1 916	1 916	3 701	MAZOUT
	<b>PORT TOTAL</b>		<b>2 214</b>	<b>2 214</b>	<b>4 348</b>	<b>TOTAL DU PORT</b>
BROUGHTON STRAIT	LOGS	28 800		28 800	78 650	BILLES
	SAND AND GRAVEL				10 786	SABLE ET GRAVIERS
	GASOLINE		128	128	309	ESSENCE
	FUEL OIL		329	329	652	MAZOUT
	GENERAL CARGO	12	65	77	254	MARCHANDISES DIVERSES
	<b>PORT TOTAL</b>	<b>28 812</b>	<b>522</b>	<b>29 334</b>	<b>90 651</b>	<b>TOTAL DU PORT</b>
BAMBERTON	CEMENT				500	CIMENT
	<b>PORT TOTAL</b>				<b>500</b>	<b>TOTAL DU PORT</b>
BEAVER COVE	LOGS	111 966		111 966	969 314	BILLES
	EQUIPMENT MISC.		33	33	385	MATERIEL DIVERS
	<b>PORT TOTAL</b>	<b>111 966</b>	<b>33</b>	<b>111 999</b>	<b>969 699</b>	<b>TOTAL DU PORT</b>
BURRARD INLET	LOGS				63 383	BILLES
	PULPMOOD	31 940		31 940	203 336	BOIS A PATE
	SAND AND GRAVEL		34 808	34 808	95 038	SABLE ET GRAVIERS
	HOGGED FUEL, WOOD	13 085		13 085	82 557	BOIS DE CHAUFFAGE
	WASTE AND SCRAP NES	10 132		10 132	61 318	DECHETS ET REBUTS NDA
	PULP	1 112		1 112	1 112	PATE
	GASOLINE		2	2	2	ESSENCE
	FUEL OIL		28	28	28	MAZOUT
	CEMENT		1 801	1 801	7 616	CIMENT
	EQUIPMENT MISC.				8	MATERIEL DIVERS
	<b>PORT TOTAL</b>	<b>56 269</b>	<b>36 639</b>	<b>92 908</b>	<b>514 398</b>	<b>TOTAL DU PORT</b>
BEECHER BAY	LOGS				16 330	BILLES
	<b>PORT TOTAL</b>				<b>16 330</b>	<b>TOTAL DU PORT</b>
BELLA COOLA	LOGS	9 072		9 072	18 416	BILLES
	GASOLINE		1 141	1 141	2 261	ESSENCE
	FUEL OIL		573	573	2 135	MAZOUT
	<b>PORT TOTAL</b>	<b>9 072</b>	<b>1 714</b>	<b>10 786</b>	<b>22 812</b>	<b>TOTAL DU PORT</b>
BLIND BAY	LOGS				75 290	BILLES
	SAND AND GRAVEL		3 629	3 629	4 445	SABLE ET GRAVIERS

TABLE 1. COMMODITIES LOADED AND UNLOADED AT CANADIAN PORTS IN COASTWISE SHIPPING, BY PORT - JUL-SEP, 1981

TABLEAU 1. MARCHANDISES CHARGÉES ET DECHARGÉES DANS LES PORTS CANADIENS AU TITRE DU CABOTAGE, SELON LE PORT - JUIL-SEPT, 1981

		METRIC TONNES - TONNES METRIQUE				
PORT	COMMODITY	LOADED	UNLOADED	TOTAL	CUMULATIVE	
PORT		CHARGEES	DECHARGEES	TOTAL	CUMULATIF	MARCHANDISES
	LIMESTONE				3 629	PIERRE CALCAIRE
	PORT TOTAL		3 629	3 629	83 364	TOTAL DU PORT
BLUBBER BAY	LIMESTONE	4 989		4 989	27 328	PIERRE CALCAIRE
	EXPLOS., FUSES, CAPS		156	156	435	EXPLOS., AMORCES, DET.
	FERTILIZERS NES		76	76	76	ENGRAIS CHIMIQUES NDA
	FUEL OIL				59	MAZOUT
	PORT TOTAL	4 989	232	5 221	27 898	TOTAL DU PORT
BRITANNIA BEACH	LOGS		3 629	3 629	14 678	BILLES
	PULPWOOD		62 975	62 975	366 507	BOIS A PATE
	LIMESTONE		1 814	1 814	6 349	PIERRE CALCAIRE
	SALT				2 277	SEL
	HOGGED FUEL, WOOD		9 715	9 715	43 058	BOIS DE CHAUFFAGE
	WASTE AND SCRAP NES				1 456	DECHETS ET REBUTS NDA
	PULP		1 112	1 112	4 733	PATE
	BLDG. PAPER AND BOARD				800	PLAQ. CONSTR., PAP/CART.
	SULPHURIC ACID				2 995	ACIDE SULFURIQUE
	METALLIC SALTS		460	460	2 488	SELS METALLIQUES
	INORGANIC CHEMS. NES				1 205	PROD. CHIM. INDRG. NDA
	GASOLINE				3 352	ESSENCE
	FUEL OIL		5 258	5 258	22 569	MAZOUT
	EQUIPMENT MISC.				27	MATERIEL DIVERS
	PORT TOTAL	27	84 963	84 990	472 649	TOTAL DU PORT
CAMPBELL RIVER	LOGS	13 934	35 234	49 168	178 089	BILLES
	PULPWOOD		89 054	89 054	435 310	BOIS A PATE
	ZINC ORE AND CONC.	2 722		2 722	7 847	MINERAL, CONC. DE ZINC
	ORES AND CONC. NES				2 775	MINERAIS ET CONC. NDA
	SALT				544	SEL
	HOGGED FUEL, WOOD		41 196	41 196	203 315	BOIS DE CHAUFFAGE
	WASTE AND SCRAP NES		22 166	22 166	155 339	DECHETS ET REBUTS NDA
	LUMBER AND TIMBER	5 140		5 140	19 502	BOIS DOEUVRE ET CHARP.
	PULP	8 000	2 224	10 224	19 824	PATE
	NEWSPRINT PAPER	4 404		4 404	4 404	PAPIER JOURNAL
	SULPHURIC ACID				726	ACIDE SULFURIQUE
	METALLIC SALTS				90	SELS METALLIQUES
	INORGANIC CHEMS. NES				19 395	PROD. CHIM. INORG. NDA
	PLASTIC MATERIALS				45	MATIERES PLASTIQUES
	GASOLINE		8 460	8 460	30 056	ESSENCE
	FUEL OIL		10 391	10 391	47 033	MAZOUT
	BRICKS, TILES NES				45	BRIQUES, TUILES NDA
	EQUIPMENT MISC.				25	MATERIEL DIVERS
	PORT TOTAL	34 200	208 725	242 925	1 124 364	TOTAL DU PORT
CENTRE BAY	LOGS	5 320	21 600	26 920	1 173 156	BILLES
	PORT TOTAL	5 320	21 600	26 920	1 173 156	TOTAL DU PORT
CHEMAINUS	LOGS	66 600	9 534	76 134	325 529	BILLES
	LUMBER AND TIMBER	1 361		1 361	9 449	BOIS DOEUVRE ET CHARP.
	FUEL OIL	5 455	3 289	8 744	16 804	MAZOUT
	PORT TOTAL	73 416	12 823	86 239	351 782	TOTAL DU PORT
BUTE INLET	LOGS	8 930		8 930	69 900	BILLES
	SHINGLES AND SHAKES				37	BARDEAUX, BARD. FACADE
	GASOLINE		511	511	652	ESSENCE
	FUEL OIL		691	691	1 682	MAZOUT
	EQUIPMENT MISC.		43	43	43	MATERIEL DIVERS
	GENERAL CARGO	1	56	57	1 490	MARCHANDISES DIVERSES
	PORT TOTAL	8 931	1 301	10 232	73 804	TOTAL DU PORT
CHATHAM SOUND	FISH, FRESH OR FROZEN	334		334	334	POISSON, FRAIS OU CONG.
	LOGS	3 024		3 024	9 072	BILLES
	LUMBER AND TIMBER				4 536	BOIS DOEUVRE ET CHARP.
	EXPLOS., FUSES, CAPS		5	5	5	EXPLOS., AMORCES, DET.
	GASOLINE		1 369	1 369	2 262	ESSENCE
	FUEL OIL		460	460	1 030	MAZOUT
	EQUIPMENT MISC.				9	MATERIEL DIVERS
	GENERAL CARGO	733	244	977	1 041	MARCHANDISES DIVERSES
	PORT TOTAL	4 091	2 078	6 169	18 289	TOTAL DU PORT
E COAST VAN ISL	LOGS	79 765	71 742	151 507	1 443 277	BILLES
	PULPWOOD	41 199		41 199	209 495	BOIS A PATE
	SAND AND GRAVEL	85 278	3 625	88 907	331 642	SABLE ET GRAVIERES
	LIMESTONE	1 814		1 814	7 175	PIERRE CALCAIRE
	GYPSE	18 143		18 143	18 143	GYPSE
	HOGGED FUEL, WOOD	1 509		1 509	46 646	BOIS DE CHAUFFAGE
	WASTE AND SCRAP NES	1 618		1 618	3 074	DECHETS ET REBUTS NDA
	SHINGLES AND SHAKES	75		75	75	BARDEAUX, BARD. FACADE
	PULP				17 700	PATE
	EXPLOS., FUSES, CAPS	1 263	38	1 301	4 309	EXPLOS., AMORCES, DET.
	GASOLINE	160	8 003	8 163	19 532	ESSENCE
	FUEL OIL		10 306	10 306	20 922	MAZOUT
	EQUIPMENT MISC.		155	155	21 293	MATERIEL DIVERS
	MISC. END PRODUCTS NES		1 632	1 632	1 632	PRODUITS FINIS DIV. NDA
	GENERAL CARGO	562	19	581	2 557	MARCHANDISES DIVERSES
	PORT TOTAL	231 386	95 524	326 910	2 147 472	TOTAL DU PORT
COURTENAY	GASOLINE		9 210	9 210	12 408	ESSENCE
	FUEL OIL		649	649	14 331	MAZOUT
	CEMENT		1 405	1 405	1 405	CIMENT
	PORT TOTAL		11 264	11 264	28 144	TOTAL DU PORT

TABLE 1. COMMODITIES LOADED AND UNLOADED AT CANADIAN PORTS IN COASTWISE SHIPPING, BY PORT - JUL-SEP, 1981

TABLEAU 1. MARCHANDISES CHARGÉES ET DÉCHARGÉES DANS LES PORTS CANADIENS AU TITRE DU CABOTAGE, SELON LE PORT - JUIL-SEPT, 1981

		METRIC TONNES - TONNES METRIQUE				
PORT	COMMODITY	LOADED	UNLOADED	TOTAL	CUMULATIVE	
PORT		CHARGÉES	DÉCHARGÉES	TOTAL	CUMULATIF	MARCHANDISES
COWICHAN BAY	LOGS		20 400	20 400	153 630	BILLES
	LUMBER AND TIMBER	2 873		2 873	5 897	BOIS A PATE
	GASOLINE				320	ESSENCE
	FUEL OIL				629	MAZOUT
	PORT TOTAL	2 873	20 400	23 273	160 476	TOTAL DU PORT
CROFTON	LOGS		89 055	89 055	584 355	BILLES
	PULPWOOD		87 302	87 302	584 342	BOIS A PATE
	LUMBER AND TIMBER	1 890	8 316	10 206	60 783	BOIS DŒUVRE ET CHARP.
	PULP				7 531	PATE
	NEWSPRINT PAPER	4 021	1 361	5 382	6 018	PAPIER JOURNAL
	PAPER NES				636	PAPIER NDA
	METALLIC SALTS				2 622	SELS METALLIQUES
	INORGANIC CHEMS. NES				25 203	PROD.CHIM.INORG.NDA
	GASOLINE				9 601	ESSENCE
	FUEL OIL		1 297	1 297	35 048	MAZOUT
PORT TOTAL	5 911	187 331	193 242	1 316 139	TOTAL DU PORT	
ESQUIMALT	LOGS		35 643	35 643	161 379	BILLES
	GASOLINE				1 141	ESSENCE
	FUEL OIL		3 017	3 017	20 458	MAZOUT
	PORT TOTAL		38 660	38 660	182 978	TOTAL DU PORT
FITZ HUGH SOUND	LOGS	3 024		3 024	3 024	BILLES
	GASOLINE		218	218	393	ESSENCE
	FUEL OIL		938	938	2 202	MAZOUT
	GENERAL CARGO	1	86	87	190	MARCHANDISES DIVERSES
	PORT TOTAL	3 025	1 242	4 267	5 809	TOTAL DU PORT
FRASER RIVER	LOGS		43 109	43 109	310 055	BILLES
	PULPWOOD	116 447		116 447	609 762	BOIS A PATE
	SAND AND GRAVEL		23 789	23 789	144 154	SABLE ET GRAVIERS
	LIMESTONE		104 719	104 719	145 764	PIERRE CALCAIRE
	STONE, CRUDE NES				4 364	PIERRE BRUTE NDA
	HOGGED FUEL, WOOD	12 575		12 575	51 078	BOIS DE CHAUFFAGE
	WASTE AND SCRAP NES	6 148		6 148	56 402	DECHETS ET REBUTS NDA
	LUMBER AND TIMBER				832	BOIS DŒUVRE ET CHARP.
	PULP	1 112		1 112	1 112	PATE
	NEWSPRINT PAPER		3 754	3 754	3 754	PAPIER JOURNAL
	LOG. PAPER AND BOARD	600		600	600	PLAQ.CJNSTR., PAP/CART.
	GASOLINE		60	60	163	ESSENCE
	FUEL OIL		271	271	757	MAZOUT
	CEMENT	25 100	4 760	29 860	61 228	CIMENT
	EQUIPMENT MISC.	12	62	74	1 486	MATERIEL DIVERS
MISC. END PRODUCTS NES	1 632		1 632	1 632	PRODUITS FINIS DIV.NDA	
GENERAL CARGO	34 473	32 206	66 679	66 679	MARCHANDISES DIVERSES	
PORT TOTAL	198 099	212 730	410 829	1 459 822	TOTAL DU PORT	
GOLD RIVER	LOGS	6 048		6 048	36 288	BILLES
	PULPWOOD		13 497	13 497	193 520	BOIS A PATE
	SAND AND GRAVEL		3 175	3 175	3 175	SABLE ET GRAVIERS
	HOGGED FUEL, WOOD				3 236	BOIS DE CHAUFFAGE
	GASOLINE				537	ESSENCE
	FUEL OIL				1 211	MAZOUT
PORT TOTAL	6 048	16 672	22 720	237 967	TOTAL DU PORT	
GOMLAND HARBOUR	LOGS	20 400		20 400	84 300	BILLES
	EQUIPMENT MISC.				25	MATERIEL DIVERS
	PORT TOTAL	20 400		20 400	84 325	TOTAL DU PORT
HOME SOUND	LOGS	396 578	371 840	768 418	3 238 816	BILLES
	PULPWOOD	2 093		2 093	86 851	BOIS A PATE
	LIMESTONE		4 507	4 507	4 507	PIERRE CALCAIRE
	HOGGED FUEL, WOOD				2 456	BOIS DE CHAUFFAGE
	WASTE AND SCRAP NES	1 315		1 315	20 509	DECHETS ET REBUTS NDA
	GASOLINE		768	768	3 655	ESSENCE
	FUEL OIL		658	658	2 797	MAZOUT
	CEMENT		1 595	1 595	9 267	CIMENT
	EQUIPMENT MISC.	190	14 661	14 851	57 770	MATERIEL DIVERS
	GENERAL CARGO	1	9	10	40	MARCHANDISES DIVERSES
	PORT TOTAL	400 177	394 038	794 215	3 426 668	TOTAL DU PORT
HECATE STRAIT	LOGS	19 232		19 232	86 641	BILLES
	EXPLOS., FUSES, CAPS				42	EXPLOS., AMORCES, DET.
	GASOLINE		404	404	673	ESSENCE
	FUEL OIL		844	844	1 671	MAZOUT
	PORT TOTAL	19 232	1 248	20 480	89 027	TOTAL DU PORT
JERVIS INLET	LOGS	95 034	180 266	275 300	1 572 887	BILLES
	SAND AND GRAVEL	120 834		120 834	310 170	SABLE ET GRAVIERS
	STONE, CRUDE NES				2 041	PIERRE BRUTE NDA
	EXPLOS., FUSES, CAPS				12	EXPLOS., AMORCES, DET.
	GASOLINE		820	820	2 761	ESSENCE
	FUEL OIL		370	370	2 741	MAZOUT
	EQUIPMENT MISC.	5	60	65	211	MATERIEL DIVERS
	GENERAL CARGO	21	146	167	1 486	MARCHANDISES DIVERSES
	PORT TOTAL	215 894	181 662	397 556	1 892 309	TOTAL DU PORT
	JOHNSTONE STR	LOGS	21 083	3 683	24 766	332 857
SHINGLES AND SHAKES		77		77	272	BARDEAUX, BARD. FACADE
EXPLDS., FUSES, CAPS			237	237	796	EXPLDS., AMORCES, DET.

TABLE 1. COMMODITIES LOADED AND UNLOADED AT CANADIAN PORTS IN COASTWISE SHIPPING, BY PORT - JUL-SEP, 1981

TABLEAU 1. MARCHANDISES CHARGÉES ET DÉCHARGÉES DANS LES PORTS CANADIENS AU TITRE DU CABOTAGE, SELON LE PORT - JUIL-SEPT, 1981

		METRIC TONNES - TONNES METRIQUE					
PORT	COMMODITY	LOADED	UNLOADED	TOTAL	CUMULATIVE		
PORT		CHARGÉES	DÉCHARGÉES	TOTAL	CUMULATIF	MARCHANDISES	
KITIMAT	GASOLINE		2 404	2 404	4 431	ESSENCE	
	FUEL OIL		2 217	2 217	7 698	MAZOUT	
	EQUIPMENT MISC.		42	42	223	MATERIEL DIVERS	
	GENERAL CARGO	33	171	204	1 216	MARCHANDISES DIVERSES	
	PORT TOTAL	21 193	8 754	29 947	347 493	TOTAL DU PORT	
KITIMAT	LOGS	28 304		28 304	63 695	BILLES	
	SAND AND GRAVEL	3 489	3 489	6 978	6 978	SABLE ET GRAVIERS	
	LIMESTONE				3 629	PIERRE CALCAIRE	
	LUMBER AND TIMBER				4 536	BOIS D'OEUVRE ET CHARP.	
	GASOLINE		1 277	1 277	7 133	ESSENCE	
KITIMAT	FUEL OIL		1 795	1 795	10 520	MAZOUT	
	GENERAL CARGO	48 446	38 919	87 365	147 584	MARCHANDISES DIVERSES	
	PORT TOTAL	80 239	45 480	125 719	244 075	TOTAL DU PORT	
	KNIGHT INLET	LOGS	29 700		29 700	130 230	BILLES
		EXPLOS., FUSES, CAPS		10	10	15	EXPLOS., AMORCES, DET.
GASOLINE			18	18	39	ESSENCE	
FUEL OIL			47	47	174	MAZOUT	
EQUIPMENT MISC.			41	41	50	MATERIEL DIVERS	
KNIGHT INLET	GENERAL CARGO	20	64	84	399	MARCHANDISES DIVERSES	
	PORT TOTAL	29 720	180	29 900	130 907	TOTAL DU PORT	
	LADYSMITH	LOGS	21 354		21 354	138 187	BILLES
		EXPLOS., FUSES, CAPS		159	159	640	EXPLOS., AMORCES, DET.
		PORT TOTAL	21 354	159	21 513	138 827	TOTAL DU PORT
MILBANKE SOUND	FISH, FRESH OR FROZEN	855		855	956	POISSON, FRAIS OU CONG.	
	LOGS				42 336	BILLES	
	EXPLOS., FUSES, CAPS		8	8	8	EXPLOS., AMORCES, DET.	
	GASOLINE		107	107	407	ESSENCE	
	FUEL OIL		353	353	1 548	MAZOUT	
MILBANKE SOUND	GENERAL CARGO	270	708	978	2 747	MARCHANDISES DIVERSES	
	PORT TOTAL	1 125	1 176	2 301	48 002	TOTAL DU PORT	
	PORTLAND INLET	LOGS				20 320	BILLES
		SAND AND GRAVEL	2 722	3 176	5 898	7 576	SABLE ET GRAVIERS
		LIMESTONE				1 678	PIERRE CALCAIRE
GASOLINE			315	315	1 051	ESSENCE	
FUEL OIL			2 406	2 406	4 485	MAZOUT	
PORTLAND INLET	GENERAL CARGO	454	454	908	2 541	MARCHANDISES DIVERSES	
	PORT TOTAL	3 176	6 351	9 527	37 651	TOTAL DU PORT	
	LOUGHBOROUGH INL	LOGS		8 709	8 709	24 909	BILLES
		GASOLINE				48	ESSENCE
		FUEL OIL				75	MAZOUT
EQUIPMENT MISC.			5	5	5	MATERIEL DIVERS	
PORT TOTAL			8 714	8 714	25 037	TOTAL DU PORT	
Q. CHAR. ISLES	LOGS	146 795		146 795	786 414	BILLES	
	SAND AND GRAVEL	18 597		18 597	44 733	SABLE ET GRAVIERS	
	LIMESTONE	137 000		137 000	142 314	PIERRE CALCAIRE	
	LUMBER AND TIMBER	242		242	850	BOIS D'OEUVRE ET CHARP.	
	SHINGLES AND SHAKES	181		181	238	BARDEAUX, BARO. FACADE	
Q. CHAR. ISLES	EXPLOS., FUSES, CAPS		47	47	306	EXPLOS., AMORCES, DET.	
	GASOLINE		936	936	3 308	ESSENCE	
	FUEL OIL		1 831	1 831	7 370	MAZOUT	
	PORT TOTAL	302 815	2 814	305 629	985 533	TOTAL DU PORT	
	Q. CHAR. STRAIT	LOGS				40 560	BILLES
EXPLOS., FUSES, CAPS					19	EXPLOS., AMORCES, DET.	
GASOLINE					74	ESSENCE	
FUEL OIL			80	80	224	MAZOUT	
EQUIPMENT MISC.					11	MATERIEL DIVERS	
Q. CHAR. STRAIT	GENERAL CARGO	14	84	98	722	MARCHANDISES DIVERSES	
	PORT TOTAL	14	164	178	41 610	TOTAL DU PORT	
	RIVERS INLET	LOGS	44 453		44 453	291 920	BILLES
		EXPLOS., FUSES, CAPS		19	19	128	EXPLOS., AMORCES, DET.
		GASOLINE		160	160	250	ESSENCE
FUEL OIL			206	206	352	MAZOUT	
GENERAL CARGO		21	217	238	859	MARCHANDISES DIVERSES	
RIVERS INLET	PORT TOTAL	44 474	602	45 076	293 509	TOTAL DU PORT	
	MASSET	LOGS				8 278	BILLES
		GASOLINE				856	ESSENCE
		FUEL OIL				1 810	MAZOUT
		PORT TOTAL				10 944	TOTAL DU PORT
MENZIES BAY	LOGS				36 046	BILLES	
	EXPLOS., FUSES, CAPS				14	EXPLOS., AMORCES, DET.	
	GASOLINE				8	ESSENCE	
	EQUIPMENT MISC.		18	18	68	MATERIEL DIVERS	
MENZIES BAY	PORT TOTAL		18	18	36 136	TOTAL DU PORT	
	SEYMOUR INLET	LOGS				24 192	BILLES
		SHINGLES AND SHAKES				48	BARDEAUX, BARO. FACADE
		EXPLOS., FUSES, CAPS				25	EXPLOS., AMORCES, DET.
GASOLINE					10	ESSENCE	
GENERAL CARGO		12	62	74	291	MARCHANDISES DIVERSES	
SEYMOUR INLET	PORT TOTAL	12	62	74	24 566	TOTAL DU PORT	



TABLE 1. COMMODITIES LOADED AND UNLOADED AT CANADIAN PORTS IN COASTWISE SHIPPING, BY PORT - JUL-SEP, 1981

TABLEAU 1. MARCHANDISES CHARGÉES ET DÉCHARGÉES DANS LES PORTS CANADIENS AU TITRE DU CABOTAGE, SELON LE PORT - JUIL-SEPT, 1981

		METRIC TONNES - TONNES METRIQUE					
PORT	COMMODITY	LOADED	UNLOADED	TOTAL	CUMULATIVE		
PORT		CHARGÉES	DÉCHARGÉES	TOTAL	CUMULATIF	MARCHANDISES	
NAMU	GASOLINE		208	208	309	ESSENCE	
	FUEL OIL		985	985	2 109	MAZOUT	
	PORT TOTAL		1 193	1 193	2 418	TOTAL DU PORT	
NANAIMO	LOGS		16 474	16 474	115 967	BILLES	
	PULPWOOD		53 592	53 592	474 208	BOIS A PATE	
	SAND AND GRAVEL	10 461	10 342	20 803	20 803	SABLE ET GRAVIERS	
	LIMESTONE				12 786	PIERRE CALCAIRE	
	STONE, CRUDE NES				4 364	PIERRE BRUTE NDA	
	SALT				26 080	SEL	
	SULPHUR IN ORES				1 814	SOUFRE EN MINERAI	
	LUMBER AND TIMBER	6 954	22 445	29 399	103 180	BOIS D'OEUVRE ET CHARP.	
	PULP	5 307	1 452	6 759	37 997	PATE	
	NEWSPRINT PAPER	816		816	816	PAPIER JOURNAL	
	BLDG. PAPER AND BOARD		36	36	836	PLAQ. CONSTR. PAP/CART.	
	OILS, FATS, WAXES NES				33	HUIL. MAT. GRAS. CIRE NDA	
	SULPHURIC ACID				2 131	ACIDE SULFURIQUE	
	METALLIC SALTS		172	172	5 225	SELS METALLIQUES	
	INORGANIC CHEMS. NES		172	172	17 138	PROD. CHIM. INORG. NDA	
	GASOLINE	25	56 527	56 552	162 493	ESSENCE	
	FUEL OIL	183	26 719	26 902	137 250	MAZOUT	
	PORT TOTAL	23 746	187 931	211 677	1 123 121	TOTAL DU PORT	
	NEW WESTMINSTER	LOGS	1 334	82 423	83 757	601 478	BILLES
		PULPWOOD	63 099		63 099	462 820	BOIS A PATE
IRON AND STEEL SCRAP					6 804	DECHETS DE FER, D'ACIER	
SAND AND GRAVEL		4 256	69 051	73 307	319 582	SABLE ET GRAVIERS	
LIMESTONE			4 646	4 646	14 661	PIERRE CALCAIRE	
STONE, CRUDE NES					2 041	PIERRE BRUTE NDA	
GYP SUM			25 763	25 763	25 763	GYPSE	
LUMBER AND TIMBER		12 504	242	12 746	162 286	BOIS D'OEUVRE ET CHARP.	
SHINGLES AND SHAKES			256	256	313	BARDEAUX, BARD. FACADE	
PULP					8 822	PATE	
NEWSPRINT PAPER			2 132	2 132	2 609	PAPIER JOURNAL	
PAPER NES					636	PAPIER NDA	
ORGANIC CHEMICALS NES			5 989	5 989	26 198	PROD. CHIM. ORGAN. NDA	
EXPLOS., FUSES, CAPS		36		36	108	EXPLOS., AMORCES, DET.	
FERTILIZERS NES		76		76	76	ENGRAIS CHIMIQUES NDA	
GASOLINE					3 020	ESSENCE	
FUEL OIL			8 524	8 524	23 345	MAZOUT	
PLATE & SHEET STEEL		272		272	272	TOLES, FEUILLES D'ACIER	
CEMENT					500	CIMENT	
MACHINERY NES					23	MACHINES NDA	
EQUIPMENT MISC.		19	19	60	MATERIEL DIVERS		
GENERAL CARGO	62 034	70 173	132 207	300 159	MARCHANDISES DIVERSES		
PORT TOTAL	143 611	269 218	412 829	1 961 576	TOTAL DU PORT		
N. ARM FRASER R.	LOGS	52 753	506 582	559 335	2 788 194	BILLES	
	PULPWOOD	154 645		154 645	1 058 397	BOIS A PATE	
	IRON AND STEEL SCRAP				2 722	DECHETS DE FER, D'ACIER	
	SAND AND GRAVEL	10 342	18 836	29 178	81 800	SABLE ET GRAVIERS	
	LIMESTONE				508	PIERRE CALCAIRE	
	HOGGED FUEL, WOOD	51 015		51 015	239 193	BOIS DE CHAUFFAGE	
	WASTE AND SCRAP NES	9 495		9 495	44 427	DECHETS ET REBUTS NDA	
	LUMBER AND TIMBER	5 896	3 931	9 827	12 851	BOIS D'OEUVRE ET CHARP.	
	PULP	1 112	4 050	5 162	20 671	PATE	
	NEWSPRINT PAPER				159	PAPIER JOURNAL	
	GASOLINE				18	ESSENCE	
	FUEL OIL				188	MAZOUT	
	PLATE & SHEET STEEL		272	272	272	TOLES, FEUILLES D'ACIER	
	EQUIPMENT MISC.	13 944	204	14 148	73 850	MATERIEL DIVERS	
	GENERAL CARGO	363	1 098	1 461	5 814	MARCHANDISES DIVERSES	
PORT TOTAL	299 565	534 973	834 538	4 329 064	TOTAL DU PORT		
OCEAN FALLS	FUEL OIL				3 664	MAZOUT	
	PORT TOTAL				3 664	TOTAL DU PORT	
PORT ALBERNI	LOGS				311 409	BILLES	
	LIMESTONE				1 856	PIERRE CALCAIRE	
	PULP				5 315	PATE	
	METALLIC SALTS				735	SELS METALLIQUES	
	INORGANIC CHEMS. NES				1 052	PROD. CHIM. INORG. NDA	
	GASOLINE		1 288	1 288	2 972	ESSENCE	
	FUEL OIL		5 279	5 279	19 066	MAZOUT	
	GENERAL CARGO	78	2	80	1 402	MARCHANDISES DIVERSES	
PORT TOTAL	78	6 569	6 647	343 807	TOTAL DU PORT		
PORT HARDY	GASOLINE	120	2 707	2 827	7 017	ESSENCE	
	FUEL OIL	912	6 141	7 053	13 337	MAZOUT	
	PORT TOTAL	1 032	8 848	9 880	20 354	TOTAL DU PORT	
PORT HARVEY	LOGS				50 700	BILLES	
	GASOLINE				249	ESSENCE	
	FUEL OIL				143	MAZOUT	
	PORT TOTAL				51 092	TOTAL DU PORT	
PORT MELLOW	LOGS				93 707	BILLES	
	PULPWOOD		54 499	54 499	470 673	BOIS A PATE	
	LIMESTONE		3 175	3 175	5 011	PIERRE CALCAIRE	
	SALT				1 772	SEL	
	HOGGED FUEL, WOOD		15 086	15 086	78 612	BOIS DE CHAUFFAGE	

TABLE 1. COMMODITIES LOADED AND UNLOADED AT CANADIAN PORTS IN COASTWISE SHIPPING, BY PORT - JUL-SEP, 1981

TABLEAU 1. MARCHANDISES CHARGÉES ET DÉCHARGÉES DANS LES PORTS CANADIENS AU TITRE DU CABOTAGE, SELON LE PORT - JUIL-SEPT, 1981

		METRIC TONNES - TONNES METRIQUE				
PORT	COMMODITY	LOADED	UNLOADED	TOTAL	CUMULATIVE	
PORT		CHARGÉES	DÉCHARGÉES	TOTAL	CUMULATIF	MARCHANDISES
	WASTE AND SCRAP NES		6 542	6 542	34 054	DECHETS ET REBUTS NDA
	PULP	3 628	567	4 195	17 041	PATE
	SULPHURIC ACID				3 416	ACIDE SULFURIQUE
	METALLIC SALTS		346	346	3 843	SELS METALLIQUES
	INDRGNIC CHEMS. NES				7 936	PRDD.CHIM.INDRG.NDA
	CHEM.SPECIALTIES NES				204	PROD.CHIM.SPECIALIAUX NDA
	GASOLINE				4 676	ESSENCE
	FUEL OIL		4 674	4 674	22 571	MAZOUT
	WJRE				181	FIL METALLIQUE
	MACHINERY NES				113	MACHINES NDA
	EQUIPMENT MISC.	20	493	513	750	MATERIEL DIVERS
	PORT TOTAL	3 648	85 382	89 030	744 560	TOTAL DU PORT
PORT MCNEILL	LOGS	9 870		9 870	127 838	BILLES
	EXPLOS., FUSES, CAPS		142	142	366	EXPLOS., AMORCES, DET.
	GASOLINE		1 827	1 827	5 379	ESSENCE
	FUEL OIL		1 558	1 558	8 304	MAZOUT
	EQUIPMENT MISC.		56	56	395	MATERIEL DIVERS
	PORT TOTAL	9 870	3 583	13 453	142 282	TOTAL DU PORT
TOBA INLET	LOGS	5 225		5 225	53 835	BILLES
	GASOLINE		68	68	114	ESSENCE
	FUEL OIL		277	277	791	MAZOUT
	EQUIPMENT MISC.				68	MATERIEL DIVERS
	GENERAL CARGO				40	MARCHANDISES DIVERSES
	PORT TOTAL	5 225	345	5 570	54 848	TOTAL DU PORT
POWELL RIVER	LOGS		10 015	10 015	66 701	BILLES
	PULPWOOD		61 157	61 157	249 858	BOIS A PATE
	IRON AND STEEL SCRAP	272		272	1 451	DECHETS DE FER, D ACIER
	SAND AND GRAVEL	767		767	767	SABLE ET GRAVIERS
	LIMESTONE		1 814	1 814	4 047	PIERRE CALCAIRE
	SULPHUR IN ORES		181	181	1 860	SOUFRE EN MINERAL
	HOGGED FUEL, WOOD		14 189	14 189	99 928	BOIS DE CHAUFFAGE
	WASTE AND SCRAP NES	405		405	5 728	DECHETS ET REBUTS NDA
	LUMBER AND TIMBER	12 738		12 738	32 241	BOIS D'OEUVRE ET CHARP.
	PULP	10 263	907	11 170	38 136	PATE
	NEWSPRINT PAPER	25 524		25 524	197 050	PAPIER JOURNAL
	PAPERBOARD				123	CARTON
	SULPHURIC ACID		347	347	619	ACIDE SULFURIQUE
	METALLIC SALTS		1 129	1 129	1 788	SELS METALLIQUES
	INORGANIC CHEMS. NES		2 570	2 570	19 030	PRDD.CHIM.INORG.NDA
	ORGANIC CHEMICALS NES				341	PRDD.CHIM.ORGAN.NDA
	GASOLINE		3 586	3 586	14 497	ESSENCE
	FUEL OIL		6 086	6 086	16 979	MAZOUT
	LUBRICATING OIL, GREASE		70	70	193	HUILE, GRAISSE LUBRIF.
	CASTINGS, FORGINGS				45	MOUL. PIECES FORGEES
	BRICKS, TILES NES				37	BRIQUES, TUILES NDA
	NON-MET. MIN. BASIC PROD				32	PROD. MIN. NON-MET. BASE
	MACHINERY NES				441	MACHINES NDA
	TRUCKS AND CHASSIS				226	CAMIONS ET CHASSIS
	EQUIPMENT MISC.	35	14	49	498	MATERIEL DIVERS
	GENERAL CARGO	454		454	2 268	MARCHANDISES DIVERSES
	PORT TOTAL	50 458	102 065	152 523	754 804	TOTAL DU PORT
PRINCE RUPERT	LOGS	3 024		3 024	42 865	BILLES
	IRON AND STEEL SCRAP				2 722	DECHETS DE FER, D ACIER
	SAND AND GRAVEL	767	17 411	18 178	30 379	SABLE ET GRAVIERS
	LUMBER AND TIMBER				68 040	BOIS D'OEUVRE ET CHARP.
	EXPLOS., FUSES, CAPS				7	EXPLOS., AMORCES, DET.
	GASOLINE	626	19 899	20 525	54 529	ESSENCE
	FUEL OIL	2 086	26 983	29 069	77 339	MAZOUT
	GENERAL CARGO	54 227	57 914	112 141	237 955	MARCHANDISES DIVERSES
	PORT TOTAL	60 730	122 207	182 937	513 836	TOTAL DU PORT
RUPERT INLET	LOGS		21 319	21 319	208 292	BILLES
	BOLTS, ROUND TIMBER				2 722	BILLOTS, BOIS RONDS
	PULPWOOD		9 766	9 766	27 539	BOIS A PATE
	HOGGED FUEL, WOOD	2 002		2 002	2 002	BOIS DE CHAUFFAGE
	PULP	1 325		1 325	14 199	PATE
	METALLIC SALTS				2 999	SELS METALLIQUES
	INORGANIC CHEMS. NES				7 819	PRDD.CHIM.INORG.NDA
	EXPLOS., FUSES, CAPS		6	6	38	EXPLOS., AMORCES, DET.
	FERTILIZERS NES				5 463	ENGRAIS CHIMIQUES NDA
	CHEM.SPECIALTIES NES				436	PROD.CHIM.SPECIALIAUX NDA
	GASOLINE				6 601	ESSENCE
	FUEL OIL		8 393	8 393	25 955	MAZOUT
	CASTINGS, FORGINGS				1 274	MOUL. PIECES FORGEES
	METAL FAB. BASIC PROD.				82	OUVR. DE BASE EN METAL
	LIME				3 784	CHAUX
	MACHINERY NES				185	MACHINES NDA
	CONTAINERS, CLOSURES				245	CONTENEURS, FERMETURES
	PORT TOTAL	3 327	39 484	42 811	309 635	TOTAL DU PORT
QUATSINO	LOGS	29 484		29 484	94 802	BILLES
	EQUIPMENT MISC.	454	454	908	2 724	MATERIEL DIVERS
	PORT TOTAL	29 938	454	30 392	97 526	TOTAL DU PORT
RAGGED ISLAND	LOGS	38 100		38 100	74 080	BILLES
	GASOLINE		21	21	50	ESSENCE
	FUEL OIL		43	43	165	MAZOUT
	PORT TOTAL	38 100	64	38 164	74 295	TOTAL DU PORT

TABLE 1. COMMODITIES LOADED AND UNLOADED AT CANADIAN PORTS IN COASTWISE SHIPPING, BY PORT - JUL-SEP, 1981

TABLEAU 1. MARCHANDISES CHARGÉES ET DECHARGÉES DANS LES PORTS CANADIENS AU TITRE DU CABOTAGE, SELON LE PORT - JUIL-SEPT, 1981

		METRIC TONNES - TONNES METRIQUE					
PORT	COMMODITY	LOADED	UNLOADED	TOTAL	CUMULATIVE		
PORT		CHARGÉES	DECHARGÉES	TOTAL	CUMULATIF	MARCHANDISES	
ROBERTS BANK	GYP SUM		3 629	3 629	3 629	GYPSE	
	EQUIPMENT MISC.		45	45	45	MATERIEL DIVERS	
	PORT TOTAL		3 674	3 674	3 674	TOTAL DU PORT	
W COAST VAN IS N	LOGS	134 852	3 024	137 876	732 912	BILLES	
	WASTE AND SCRAP NES				6 575	DECHETS ET REBUTS NDA	
	EXPLDS., FUSES, CAPS		14	14	69	EXPLOS., AMORCES, DET.	
	GASOLINE		741	741	2 555	ESSENCE	
	FUEL OIL		2 242	2 242	8 828	MAZOUT	
	EQUIPMENT MISC.				8	MATERIEL DIVERS	
	PORT TOTAL	134 852	6 021	140 873	750 947	TOTAL DU PORT	
SEWELL INLET	EXPLOS., FUSES, CAPS		13	13	20	EXPLOS., AMORCES, DET.	
	PORT TOTAL		13	13	20	TOTAL DU PORT	
W COAST VAN IS S	LOGS	24 888	6 048	30 936	294 048	BILLES	
	PULPWOOD	6 381		6 381	60 494	BOIS A PATE	
	HOGGED FUEL, WOOD				4 217	BOIS DE CHAUFFAGE	
	LUMBER AND TIMBER				3 024	BOIS D'OEUVRE ET CHARP.	
	EXPLOS., FUSES, CAPS		10	10	54	EXPLOS., AMORCES, DET.	
	GASOLINE		1 228	1 228	3 633	ESSENCE	
	FUEL OIL		3 827	3 827	11 634	MAZOUT	
	GENERAL CARGO	3	79	82	1 404	MARCHANDISES DIVERSES	
	PORT TOTAL	31 272	11 192	42 464	378 508	TOTAL DU PORT	
SKIDEGATE	LOGS				16 443	BILLES	
	GASOLINE		530	530	1 350	ESSENCE	
	FUEL OIL		722	722	1 902	MAZOUT	
	PORT TOTAL		1 252	1 252	19 695	TOTAL DU PORT	
SMITH INLET	EXPLOS., FUSES, CAPS				25	EXPLOS., AMORCES, DET.	
	FUEL OIL		5	5	5	MAZOUT	
	PORT TOTAL		5	5	30	TOTAL DU PORT	
SOOKE	LUMBER AND TIMBER				6 501	BOIS D'OEUVRE ET CHARP.	
	GASOLINE		107	107	200	ESSENCE	
	FUEL OIL		188	188	463	MAZOUT	
	PORT TOTAL		295	295	7 164	TOTAL DU PORT	
SOUTH BAY	LOGS	9 072		9 072	54 432	BILLES	
	PORT TOTAL	9 072		9 072	54 432	TOTAL DU PORT	
SQUAMISH	LOGS	49 910	3 230	53 140	374 695	BILLES	
	LUMBER AND TIMBER	3 327		3 327	34 172	BOIS D'OEUVRE ET CHARP.	
	PULP	567		567	1 722	PATE	
	INORGANIC CHEMS. NES				2 087	PROD. CHIM. INORG. NDA	
	GASOLINE				388	ESSENCE	
	FUEL OIL		455	455	2 841	MAZOUT	
	EQUIPMENT MISC.	1 140		1 140	6 935	MATERIEL DIVERS	
	PORT TOTAL	54 944	3 685	58 629	422 840	TOTAL DU PORT	
TASU	SAND AND GRAVEL	9 072	3 629	12 701	20 412	SABLE ET GRAVIERS	
	EXPLOS., FUSES, CAPS		192	192	340	EXPLOS., AMORCES, DET.	
	FUEL OIL				181	MAZOUT	
	GENERAL CARGO	726	726	1 452	4 172	MARCHANDISES DIVERSES	
	PORT TOTAL	9 798	4 547	14 345	25 105	TOTAL DU PORT	
TAHSIS	LOGS				35 935	BILLES	
	GASOLINE				496	ESSENCE	
	FUEL OIL				413	MAZOUT	
	PORT TOTAL				36 844	TOTAL DU PORT	
TEAKERNE ARM	LOGS	32 804	9 870	42 674	240 683	BILLES	
	GASOLINE				15	ESSENCE	
	FUEL OIL				1 125	MAZOUT	
	EQUIPMENT MISC.				83	MATERIEL DIVERS	
	PORT TOTAL	32 804	9 870	42 674	241 906	TOTAL DU PORT	
TEXADA	SAND AND GRAVEL				50 247	SABLE ET GRAVIERS	
	LIMESTONE				907	PIERRE CALCAIRE	
	PORT TOTAL				51 154	TOTAL DU PORT	
TWIN CREEKS	LOGS				3 024	BILLES	
	EQUIPMENT MISC.		27	27	132	MATERIEL DIVERS	
	PORT TOTAL		27	27	3 156	TOTAL DU PORT	
UCLUELET	LOGS	13 155		13 155	95 736	BILLES	
	GASOLINE		1 635	1 635	3 912	ESSENCE	
	FUEL OIL		2 741	2 741	6 288	MAZOUT	
	PORT TOTAL	13 155	4 376	17 531	105 936	TOTAL DU PORT	
VANANDA	SAND AND GRAVEL				163 010	SABLE ET GRAVIERS	
	LIMESTONE	110 372		110 372	155 989	PIERRE CALCAIRE	
	GASOLINE		298	298	647	ESSENCE	
	FUEL OIL		858	858	1 565	MAZOUT	
	PORT TOTAL	110 372	1 156	111 528	321 211	TOTAL DU PORT	
VANCOUVER	FISH, FRESH OR FROZEN		489	489	590	POISSON, FRAIS OU CONG.	
	LOGS		19 530	19 530	244 396	BILLES	
	BOLTS, ROUND TIMBER				2 722	BILLOTS, BOIS ROUNDS	
	PULPWOOD	16 038		16 038	110 802	BOIS A PATE	

TABLE 1. COMMODITIES LOADED AND UNLOADED AT CANADIAN PORTS IN COASTWISE SHIPPING, BY PORT - JUL-SEP, 1981

TABLEAU 1. MARCHANDISES CHARGÉES ET DÉCHARGÉES DANS LES PORTS CANADIENS AU TITRE DU CABOTAGE, SELON LE PORT - JUIL-SEPT, 1981

		METRIC TONNES - TONNES METRIQUE				
PORT	COMMODITY	LOADED	UNLOADED	TOTAL	CUMULATIVE	
PORT		CHARGÉES	DÉCHARGÉES	TOTAL	CUMULATIF	MARCHANDISES
	ZINC ORE AND CONC.		2 722	2 722	7 847	MINÉRAI, CONC. DE ZINC
	ORES AND CONC. NES				2 775	MINÉRAIS ET CONC. NDA
	IRON AND STEEL SCRAP		272	272	3 719	DÉCHETS DE FER, D'ACIER
	COAL, BITUMINOUS				40 606	CHARBON BITUMINEUX
	SAND AND GRAVEL	3 629	74 343	77 972	550 468	SABLE ET GRAVIERS
	LIMESTONE		133 500	133 500	137 000	PIERRE CALCAIRE
	GYPSPUM	3 629		3 629	3 629	GYPSE
	SALT				32 272	SEL
	SULPHUR IN ORES	181		181	3 674	SOUFRE EN MINÉRAI
	WASTE AND SCRAP NES		405	405	4 272	DÉCHETS ET REBUTS NDA
	LUMBER AND TIMBER	5 746	31 599	37 345	119 671	BOIS D'ŒUVRE ET CHARP.
	SHINGLES AND SHAKES		77	77	357	BARDEAUX, BARDE, FACADE
	PULP		22 114	22 114	191 037	PÂTE
	NEWSPRINT PAPER		27 518	27 518	199 044	PAPIER JOURNAL
	PAPERBOARD				123	CARTON
	BLDG. PAPER AND BOARD			36	36	PLAQ. CONSTR., PAP/CART.
	DILS, FATS, WAXES NES				33	HUIL, MAT. GRAS, CIRE NDA
	SULPHURIC ACID	347		347	9 887	ACIDE SULFURIQUE
	METALLIC SALTS	2 107		2 107	19 790	SELS METALLIQUES
	INORGANIC CHEMS. NES	2 742		2 742	118 299	PROD. CHIM. INORG. NDA
	ORGANIC CHEMICALS NES	5 989		5 989	26 539	PROD. CHIM. ORGAN. NDA
	FERTILIZERS NES				5 463	ENGRAIS CHIMIQUES NDA
	PLASTIC MATERIALS				45	MATIÈRES PLASTIQUES
	CHEM. SPECIALTIES NES				640	PROD. CHIM. SPÉCIAUX NDA
	GASOLINE	191 577	160	191 737	577 800	ESSENCE
	FUEL OIL	183 809	249	184 058	766 523	MAZOUT
	LUBRICATING OIL, GREASE	70		70	193	HUILE, GRAISSE LUBRIF.
	PETROL, COAL PROD. NES	40		40	40	DÉRIVE PETR. CHARB. NDA
	CASTINGS, FORGINGS				1 319	MOUL. PIÈCES FORGÉES
	WIRE				181	FIL MÉTALLIQUE
	METAL FAB. BASIC PROD.				82	OUVR. DE BASE EN MÉTAL
	BRICKS, TILES NES				82	BRIQUES, TUILLES NDA
	CEMENT		6 510	6 510	17 175	CIMENT
	LIME				3 784	CHAUX
	NON-MET. MIN. BASIC PROD				32	PROD. MIN. NON-MET. BASE
	MACHINERY NES				716	MACHINES NDA
	TRUCKS AND CHASSIS				226	CAMIONS ET CHASSIS
	EQUIPMENT MISC.	1 088	937	2 025	6 507	MATÉRIEL DIVERS
	CONTAINERS, CLCSURES				245	CONTENEURS, FERMETURES
	GENERAL CARGO	2 270	1 727	3 997	23 094	MARCHANDISES DIVERSES
	PORT TOTAL	419 298	322 152	741 450	3 143 735	TOTAL DU PORT
VANGUARD	LOGS	3 024		3 024	9 072	BILLES
	EQUIPMENT MISC.				23	MATÉRIEL DIVERS
	PORT TOTAL	3 024		3 024	9 095	TOTAL DU PORT
VICTORIA	FISH, FRESH OR FROZEN		700	700	700	POISSON, FRAIS OU CONG.
	LOGS				144 900	BILLES
	IRON AND STEEL SCRAP				4 536	DÉCHETS DE FER, D'ACIER
	SAND AND GRAVEL	3 175	4 082	7 257	304 281	SABLE ET GRAVIERS
	GYPSPUM	7 620		7 620	7 620	GYPSE
	LUMBER AND TIMBER	7 862		7 862	11 037	BOIS D'ŒUVRE ET CHARP.
	PULP				1 064	PÂTE
	BLDG. PAPER AND BOARD			600	600	PLAQ. CONSTR., PAP/CART.
	GASOLINE	86	65 155	65 241	181 464	ESSENCE
	FUEL OIL	575	35 851	36 426	161 012	MAZOUT
	PETROL, COAL PROD. NES		40	40	40	DÉRIVE PETR. CHARB. NDA
	CEMENT		9 029	9 029	16 245	CIMENT
	EQUIPMENT MISC.	454		454	454	MATÉRIEL DIVERS
	PORT TOTAL	19 772	115 457	135 229	833 953	TOTAL DU PORT
WATSON ISLAND	SALT				1 599	SEL
	INORGANIC CHEMS. NES				21 608	PROD. CHIM. INORG. NDA
	GASOLINE				1 543	ESSENCE
	FUEL OIL				6 713	MAZOUT
	PORT TOTAL				31 463	TOTAL DU PORT
ZEBALLOS	LOGS	6 048		6 048	42 003	BILLES
	GASOLINE				218	ESSENCE
	FUEL OIL				995	MAZOUT
	PORT TOTAL	6 048		6 048	43 216	TOTAL DU PORT
STEWART	EXPLOS., FUSES, CAPS		243	243	473	EXPLOS., AMORCES, DET.
	GASOLINE				500	ESSENCE
	FUEL OIL				5 728	MAZOUT
	PORT TOTAL		243	243	6 701	TOTAL DU PORT
	PROVINCE TOTAL	3 457 999	3 457 999	6 915 998	35 357 217	TOTAL DE LA PROVINCE
NORTH-WEST TERR. - TERR. DU NORD-OUEST FROBISHER BAY	MISC. FOOD PREP. NES		48	48	48	DIV. PREP. ALIM. NDA
	NON-ALCOHOLIC BEVERAGE		15	15	15	BOISSONS NON-ALCOOLIQ.
	ALE, BEER, STOUT, PORTER		61	61	61	ALE, BIÈRE, STOUT, PORTER
	DIST. ALCOHOLIC BEV.		55	55	55	BOISS. ALCOOL. DIST.
	LUMBER AND TIMBER		85	85	85	BOIS D'ŒUVRE ET CHARP.
	BLDG. PAPER AND BOARD		1 453	1 453	1 453	PLAQ. CONSTR., PAP/CART.
	GASOLINE		8 730	8 730	8 730	ESSENCE
	FUEL OIL		25 072	25 072	25 072	MAZOUT
	PETROL, COAL PROD. NES		83	83	83	DÉRIVE PETR. CHARB. NDA
	MACHINERY NES	16	148	164	164	MACHINES NDA



TABLE 1. COMMODITIES LOADED AND UNLOADED AT CANADIAN PORTS IN COASTWISE SHIPPING, BY PORT - JUL-SEP, 1981

TABLÉAU 1. MARCHANDISES CHARGÉES ET DECHARGÉES DANS LES PORTS CANADIENS AU TITRE DU CABOTAGE, SELON LE PORT - JUIL-SEPT, 1981

		METRIC TONNES - TONNES METRIQUE				
PORT	COMMODITY	LOADED	UNLOADED	TOTAL	CUMULATIVE	
PORT		CHARGÉES	DECHARGÉES	TOTAL	CUMULATIF	MARCHANDISES
NWT-NES/TNJ-NDA	ROAD MOTOR VEH. NES		36	36	36	VEH. AUTOM. ROUTIERS NDA
	CONTAINERS, CLOSURES	20	93	113	113	CONTENEURS, FERMETURES
	MISC. END PRODUCTS NES		82	82	82	PRODUITS FINIS DIV. NDA
	GENERAL CARGO		1 688	1 688	1 688	MARCHANDISES DIVERSES
	PORT TOTAL	36	37 649	37 685	37 685	TOTAL DU PORT
	FROZEN FRUITS, BERRIES		4	4	4	FRUITS CONGÉLÉS, BAIES
	MISC. FOOD PREP. NES		3 280	3 280	3 280	DIV. PREP. ALIM. NDA
	LUMBER AND TIMBER		278	278	278	BDS D'OEUVRE ET CHARP.
	VENEER, PLYWOOD		12	12	12	PLACAGES, CONTRE-PLAQ.
	COOPERAGE STOCK		32	32	32	DEMI-PROD. TONNELLERIE
PAPER NES		3	3	3	PAPIER NDA	
PAPERBOARD		1	1	1	CARTON	
BLOG. PAPER AND BOARD	10	1 352	1 362	1 362	PLAQ. CONSTR., PAP/CART.	
ORGANIC CHEMICALS NES		455	455	455	PROD. CHIM. ORGAN. NDA	
EXPLOS., FUSES, CAPS		81	81	81	EXPLOS., AMORCES, DET.	
GASOLINE	1 176	5 367	6 543	6 543	ESSENCE	
FUEL OIL	3 110	81 127	84 237	84 237	MAZOUT	
PETROL, COAL PROD. NES	35	47	82	82	DÉRIVE PETR. CHARB. NDA	
BAR AND RODS, STEEL		50	50	50	BARRES ET TIGES ACIER	
STRUCTURAL SHAPES		22	22	22	PROFILES DE CONSTRUCT.	
PIPES, TUBES: IRON, STEEL		767	767	767	TUYAUX, TUBES: FER, ACIER	
WIRE		43	43	43	FIL MÉTALLIQUE	
METAL FAB. BASIC PROD.		651	651	651	OUVR. DE BASE EN METAL	
CEMENT		1 293	1 293	1 293	CIMENT	
NON-MET. MIN. BASIC PROD		1 456	1 456	1 456	PROD. MIN. NON-MET. BASE	
MACHINERY NES	392	455	847	847	MACHINES NDA	
PASS. AUTOS AND CHASSIS	5	5	10	10	VEHICULES PART., CHASSIS	
TRUCKS AND CHASSIS	11	8	19	19	CAMIONS ET CHASSIS	
ROAD MOTOR VEH. NES		182	182	182	VEH. AUTOM. ROUTIERS NDA	
SHIPS, AIRCRAFT, MIS. VEH		4	4	4	NAVIRES, AVIONS, VEH. DIV	
EQUIPMENT MISC.	1	1 150	1 151	1 151	MATERIEL DIVERS	
PERSONAL, HSEHCLD GOODS	27	25	52	52	ART. PERS. ET MENAGERS	
CONTAINERS, CLOSURES	41	618	659	659	CONTENEURS, FERMETURES	
MISC. END PRODUCTS NES		16	16	16	PRODUITS FINIS DIV. NDA	
GENERAL CARGO	39	3 201	3 240	3 240	MARCHANDISES DIVERSES	
PORT TOTAL	4 847	101 985	106 832	106 832	TOTAL DU PORT	
PROVINCE TOTAL	4 883	139 634	144 517	144 517	TOTAL DE LA PROVINCE	
TOTAL - CANADA	17 411 496	17 411 496	34 822 992	100 486 086	TOTAL - CANADA	
SUMMARY						SCHMAIRE
NEWFOUNDLAND	164 109	712 034	876 143	2 227 672	TERRE NEUVE	
PR. EDWARD ISLAND	12 675	184 590	197 265	426 783	ILE DU PR. EDWARD	
NOVA SCOTIA	1 138 892	617 010	1 755 902	5 021 349	NOUVELLE-ECOSSE	
NEW BRUNSWICK	484 958	281 351	766 309	2 553 886	NOUVEAU-BRUNSWICK	
QUEBEC	4 165 472	7 123 027	11 288 499	26 977 591	QUEBEC	
ONTARIO	7 963 723	4 895 851	12 859 574	27 758 286	ONTARIO	
MANITOBA	18 785		18 785	18 785	MANITOBA	
BRITISH COLUMBIA	3 457 999	3 457 999	6 915 998	35 357 217	COLUMBIE-BRITANNIQUE	
NORTH-WEST TERR.	4 883	139 634	144 517	144 517	TERR. DU NORD-OUEST	
TOTAL - CANADA	17 411 496	17 411 496	34 822 992	100 486 086	TOTAL - CANADA	



TABLE 2. CARGOES LOADED AT CANADIAN PORTS IN COASTWISE SHIPPING, BY COMMODITY AND GEOGRAPHIC AREA - JUL-SEP, 1981

TABLÉAU 2 MARCHANDISES CHARGÉES AUX PORTS CANADIENS EN CABOTAGE NATIONAL, PAR MARCHANDISE ET RÉGION GÉOGRAPHIQUE - JUIL-SEPT, 1981

METRIC TONNES - TONNES MÉTRIQUE

COMMODITY	ATLANTIC ATLANTIQUE	GREAT LAKES GRANDS LACS	PACIFIC PACIFIQUE	TOTAL TOTAL	CUMULATIVE CUMULATIF	MARCHANDISES
CATTLE					91	BOVINS
MEAT, FRESH OR FROZEN	144			144	283	VIANDE, FRAICHE / CONG.
MEAT AND MEAT PREP. NES	448	2 048		2 496	2 671	VIANDES ET PREP. NDA
FISH, FRESH OR FROZEN	830		1 189	2 019	2 259	POISSON, FRAIS DU CDNG.
FISH, SALTED OR CURED	158			158	159	POISSON, SALE DU FUME
FISH, CANNED		159		159	159	POISSON EN BOITES
SHELL FISH, NES	10			10	59	MOLLUSQUES CRUST., NDA
MILK POWDER	113			113	160	LAIT EN POUORE
DAIRY PROD. EGGS, HONEY	52			52	325	PROD. LAIT., DEUFS, MIEL
BARLEY		894 025		894 025	1 554 154	ORGE
CORN	42	14 717		14 759	176 664	MAIS
OATS	141	53 193		53 334	113 048	AVOINE
RYE		9 710		9 710	26 586	SEIGLE
WHEAT	44	3 050 593		3 050 637	6 696 981	BLE
CORN STARCH					36	FECULE DE MAIS
MALT AND MALT FLOUR		9 387		9 387	14 048	MALT ET FARINE DE MALT
WHEAT FLOUR	3 616			3 616	10 669	FARINE DE BLE
CEREALS MILLED, NES	315			315	1 182	CEREALES MOULUES, NDA
BAKERY PROD. INC. FROZEN	55			55	282	PROD. BOUL., PROD. CONG.
MACARONI, CEREAL PROD.	36			36	36	PATES ALIM., PROD. CEREAL
APPLES					122	POMMES
FRESH FRUITS, BERRIES	77			77	126	FRUITS FRAIS, BAIES
FROZEN FRUITS, BERRIES	9			9	55	FRUITS CONGELES, BAIES
DRIED FRUITS					70	FRUITS SECS
FRUIT JUICES		1 809		1 809	1 809	JUS DE FRUIT
FRUIT, PRES. NOT CANNED	300			300	300	CONS. FRUITS NON BOITE
FRUITS, PREP. CANNED	1 853	2 725		4 578	10 076	FRUITS PREP. EN BOITE
POTATOES	3			3	34	POMMES DE TERRE
VEGETABLES, FRESH	2			2	5	LEGUMES, FRAIS
VEGETABLES, FROZEN	21			21	93	LEGUMES, CONGELES
VEGETABLE PREP. NES	780	12 614		13 394	15 581	PREP. DE LEGUMES NDA
HAW SUGAR					4 520	SUCRE BRUT
SUGAR, NES	1 486			1 486	3 916	SUCRE, NDA
SUGAR PREPARATIONS	108			108	596	PREP. A BASE DE SUCRE
COFFEE	137			137	189	CAFE
MARGARINE	244			244	1 269	MARGARINE
SHORTENING	181			181	466	GRASSE CULINAIRE
MISC. FOOD PREP. NES	6 387	15 476		21 863	34 354	DIV. PREP. ALIM. NDA
HAY, FORAGE, STRAW	83			83	1 494	FOIN, FOURRAGE, PAILLE
HULLS, SCREENINGS, CHAFF	45	21 433		21 478	43 968	ECOLURES, CRIBLURES, BAL
BRAN, SHORTS, MIDDINGS					41	SON, ISSUES DE CEREALES
SOYA. OIL MEAL, CAKE					210	FARINE TOURT. GR. SOYA
OIL SEED MEAL, CAKE NES	33			33	33	FAR. TOURT. OLEAG. NDA
FEEDS, VEGETABLE ORIGIN	145			145	145	PROV. D ORIGINE VEGETALE
FEEDS OF ANIMAL ORIGIN	7 340			7 340	14 315	PROV. D ORIGINE ANIMALE
CONC. COMPLETE FEEDS	1 731			1 731	6 598	CONC., PROV. COMPLETES
NON-ALCOHOLIC BEVERAGE	76			76	233	BOISSONS NON-ALCOOLIQ.
ALE, BEER, STOUT, PORTER	387			387	891	ALE, BIERE, STOUT, PORTER
DIST. ALCOHOLIC BEV.	80	131		211	329	BOISS. ALCOOL. DIST.
RAW HIDES AND SKINS	2			2	4	PEAUX ET CUIRS BRUT
SEEDS FOR SOWING NES					7	GRAINES DE SEMENCE NDA
FLAXSEED		10 563		10 563	33 790	GRAINE DE LIN
RAPESEED		21 194		21 194	33 988	GRAINE DE COLZA
LOGS			1 572 959	1 572 959	9 762 275	BILLES
BOLTS, ROUND TIMBER	324			324	3 340	BILLOTS, BOIS RONDS
PULPWOOD	466 761		431 842	898 603	3 494 729	BOIS A PATE
CRUDE WOOD MTLs. NES	7			7	7	MATIERES BOIS BRUT NDA
ALUMINA, BAUXITE ORES	3 445			3 445	3 445	MINERAIS ALUMINE, BAUX.
COPPER ORE AND CONC.	4 800			4 800	15 850	MINERAI, CONC. CUIVRE
IRON ORE AND CONC.	1 377 747	419 806		1 797 553	4 376 700	MINERAI, CONC. DE FER
TITANIUM ORE	728 671			728 671	1 920 407	MINERAI DE TITANE
ZINC ORE AND CONC.			2 722	2 722	7 847	MINERAI, CONC. DE ZINC
ORES AND CONC. NES					2 779	MINERAIS ET CONC. NDA
IRON AND STEEL SCRAP	1 442		272	1 714	17 984	DECHETS DE FER ACIER
SLAG, CRSS, BY-PRODUCTS	527			527	1 492	POUS. GUEUL. SCOR. PROD.
COAL, BITUMINOUS	32	607 403		607 435	1 597 295	CHARBON BITUMINEUX
CRUDE PETROLEUM	102 824			102 824	388 620	PETROLE BRUT
ASBESTOS	14			14	54	AMIANTE
DOLOMITE		25 393		25 393	25 393	DOLOMITE
CLAY MATERIALS NES	425			425	1 078	MATIERES ARGIL. NDA
SAND AND GRAVEL	135 627		273 389	409 016	1 469 573	SABLE ET GRAVIERS
LIMESTONE	1 355	619 998	254 175	875 528	1 403 721	PIERRE CALCAIRE
CRUSHED STONE	1 461			1 461	49 141	PIERRE CONCASSEE
STONE, CRUDE NES		177 721		177 721	264 910	PIERRE BRUTE NDA
WATER AND ICE	2			2	2	EAU ET GLACE
BARYTES, NATURAL					4 321	BARYTINE NATURELLE
GYPNUM	174 787		29 392	204 179	420 830	GYPSE
PHOSPHATE ROCK	22 712			22 712	22 730	ROCHE PHOSPHATEE

TABLE 2. CARGOES LOADED AT CANADIAN PORTS IN COASTWISE SHIPPING, BY COMMODITY AND GEOGRAPHIC AREA - JUL-SEP, 1981

TABLEAU 2 MARCHANDISES CHARGÉES AUX PORTS CANADIENS EN CABOTAGE NATIONAL, PAR MARCHANDISE ET REGION GEOGRAPHIQUE - JUIL-SEPT, 1981

COMMODITY	METRIC TONNES - TONNES METRIQUE			TOTAL TOTAL	CUMULATIVE CUMULATIF	MARCHANDISES
	ATLANTIC ATLANTIQUE	GREAT LAKES GRANDS LACS	PACIFIC PACIFIQUE			
SALT	145 745	420 933		566 678	977 166	SEL
SULPHUR IN ORES	2 794		181	2 975	18 012	SOUFRE EN MINERAI
HOGGED FUEL, WOOD			80 186	80 186	428 149	BOIS DE CHAUFFAGE
WASTE AND SCRAP NES	293		29 113	29 406	196 924	DECHETS ET REBUTS NDA
LEATHER					1	CUIR
FURS, DRESSED	1			1	1	FOURRURES APPRETEES
RUBBER FAB. MATERIALS					302	DEMI-PROD. CAOUTCHOUC
LUMBER AND TIMBER	6 836	8 590	66 533	81 959	366 428	BOIS D'OEUVRE ET CHARP
RAILWAY TIES	200			200	1 723	TRAVERSES DE CH. FER
SHINGLES AND SHAKES	20	40	333	393	842	BARDEAUX, BARDE. FACADE
SAWMILL PRODUCTS NES	1	41		42	78	SCIAGES NDA
VENEER, PLYWOOD	1 029	14 218		15 247	30 177	PLACAGES, CONTRE-PLAQ.
COOPERAGE STOCK	36			36	98	DEMI-PROD. TONNELLERIE
WOOD FAB. MATERIALS	242			242	977	DEMI-PRODUITS EN BOIS
PULP	19 486		32 426	51 912	174 138	PATE
NEWSPRINT PAPER	50 422	4 149	34 765	89 336	381 818	PAPIER JOURNAL
PAPER NES	1 200	42		1 242	4 574	PAPIER NDA
PAPERBOARD	1 093	1 836		2 929	5 447	CARTON
BLDG. PAPER AND BOARD	7 864	297	636	8 797	16 342	PLAQ. CONSTR., PAP/CART.
WET MACHINE BOARD	829			829	898	CARTON EN PATE PRESSE
TEXTILE FAB. MTL NES	265			265	1 375	OVR. EN MAT. TEXT. NDA
FISH, MARINE ANIMAL OIL	310			310	504	HUIL. DE POISSON, AN. MAR
VEG. OILS, FATS NES	157			157	285	HUIL. MAT. GRAS. VEG. NDA
OILS, FATS, WAXES NES					33	HUIL. MAT. GRAS. CIRE NDA
SULPHURIC ACID			347	347	16 617	ACIDE SULFURIQUE
METALLIC SALTS	4 912	48 917	2 107	55 936	257 106	SELS METALLIQUES
INORGANIC CHEMS. NES	25 453	36 394	2 742	64 589	276 542	PROD. CHIM. INORG. NDA
ORGANIC CHEMICALS NES	1 857	6 309	5 989	14 155	36 381	PROD. CHIM. ORGAN. NDA
EXPLOS., FUSES, CAPS	2 365		1 299	3 664	7 910	EXPLOS., AMDRCES, DET.
POTASH	76	57 525		57 601	128 457	POTASSE
FERTILIZERS NES	1 513		76	1 589	11 869	ENGRAIS CHIMIQUE NDA
AGRICULTURAL CHEMICALS	20			20	66	PROD. CHIM. AGRICOLES
SYNTHETIC RUBBER		146		146	417	CAOUTCHOUC SYNTHETIQUE
PLASTIC MATERIALS	236	33		269	1 034	MATIERES PLASTIQUES
DYESTUFF, PIGMENT, PAINT	61			61	106	MAT. COLOR. PIG. PEINTURE
CHEM. SPECIALTIES NES		88		88	2 238	PROD. CHIM. SPECIAUX NDA
GASOLINE	792 467	296 356	192 594	1 281 417	3 363 065	ESSENCE
FUEL OIL	1 597 811	753 383	193 020	2 544 214	7 610 270	MAZOUT
LUBRICATING OIL, GREASE	13 201	10 602	70	23 873	32 172	HUILE, GRAISSE LUBRIF.
COKE	1			1	15 614	COKE
ASPHALTS, ROAD OILS	32 914			32 914	43 348	ASPHALTE, BITUME LIQD.
COAL TAR, PITCH	199	5 820		6 019	8 345	GOUDRON, BRAI DE BOUIL.
PETROL. COAL PROD. NES	21 970	10 296	40	32 306	72 015	DERIVE PETR. CHARB. NDA
FERRO-ALLOYS	1 139			1 139	1 139	FERRO-ALLIAGES
PIG IRON	2 499			2 499	2 816	FER EN GUEUSE
PRIMARY IRON, STEEL NES	233			233	2 173	FER, ACIER PRIMAIR. NDA
CASTINGS, FORGINGS	50	27		77	4 989	MOUL. PIECES FORGEES
BARNS AND RODS, STEEL	805	1 157		1 962	7 495	BARRES ET TIGES ACIER
PLATE & SHEET STEEL	4 718	114 114	272	119 104	213 018	TOLES, FEUILLES D'ACIER
STRUCTURAL SHAPES	2 385	3 945		6 330	7 843	PROFILES DE CONSTRUCT.
RAILS & TRACK MATERIAL	4 032			4 032	9 180	RAILS, MAT. VOIE FERREE
PIPES, TUBES: IRON, STEEL	1 232	220		1 452	1 910	TUYAUX, TUBES: FER, ACIER
WIRE	51			51	550	FIL METALLIQUE
ALUMINIUM	9 971			9 971	50 114	ALUMINIUM
COPPER AND ALLOYS	3			3	3	CUIVRE ET ALLIAGES
NON-FERROUS METALS NES	78			78	299	METAUX NON-FERREUX NDA
METAL FAB. BASIC PROD.	1 732	210		1 942	5 130	OVR. DE BASE EN METAL
DRAIN TILES, PIPES					194	TUILES TUY. DE DRAINAGE
BRICKS, TILES NES	625			625	1 217	BRIQUES, TUILES NDA
GLASS BASIC PRODUCTS	1			1	1	OVR. DE BASE EN VERRE
CEMENT	6 087	191 244	25 100	222 431	450 285	CIMENT
CEMENT BASIC PROD.	59			59	1 555	OVR. DE BASE CIMENT
LIME	686			686	5 905	CHAUX
NON-MET. MIN. BASIC PROD	3 180			3 180	4 545	PROD. MIN. NON-MET. BASE
MISC. FABRICATED PROD.	83			83	131	OVRAGES DIVERS
TRACTORS	71			71	153	TRACTEURS
MACHINERY NES	15 730	67		15 797	18 086	MACHINES NDA
RAILWAY ROLLING STOCK					197	MAT. ROUL. DE CH. DE FER
PASS. AUTOS AND CHASSIS	6 565	19		6 584	21 325	VOITURES PART., CHASSIS
BUSES AND CHASSIS		119		119	136	AUTOBUS ET CHASSIS
TRUCKS AND CHASSIS	604	19		623	1 598	CAMIONS ET CHASSIS
MOTOR VEHICLE ENGINES	301			301	311	MOTEURS DE VEH. AUTOM.
ROAD MOTOR VEH. NES	643			643	3 236	VEH. AUTOM. ROUTIERS NDA
SHIPS, AIRCRAFT, MIS. VEH	232			232	394	NAVIRES, AVIONS, VEH. DIV
RUBBER TIRES AND TUBES	286			286	589	NEUS, CHAMBRES A AIR
EQUIPMENT MISC.	3 183		17 369	20 552	94 415	MATERIEL DIVERS
PERSONAL, HOUSEHOLD GOODS	1 735			1 735	5 084	ART. PERS. ET MENAGERS
CONTAINERS, CLOSURES	4 183	15		4 198	9 321	CONTENEURS, FERMETURES



TABLE 2. CARGOES LOADED AT CANADIAN PORTS IN COASTWISE SHIPPING, BY COMMODITY AND GEOGRAPHIC AREA - JUL-SEP, 1981

TABLEAU 2 MARCHANDISES CHARGÉES AUX PORTS CANADIENS EN CABOTAGE NATIONAL, PAR MARCHANDISE ET RÉGION GÉOGRAPHIQUE - JUIL-SEPT, 1981

METRIC TONNES - TONNES MÉTRIQUE

COMMODITY	ATLANTIC ATLANTIQUE	GREAT LAKES GRANDS LACS	PACIFIC PACIFIQUE	TOTAL TOTAL	CUMULATIVE CUMULATIF	MARCHANDISES
MISC. END PRODUCTS NES	521		1 632	2 153	2 796	PRODUITS FINIS DIV. NDA
GENERAL CARGO	35 728	6 454	205 229	247 411	485 122	MARCHANDISES DIVERSES
CONTAINERIZED FREIGHT	95 987			95 987	275 922	FRET CONTENEURESE
GRAND TOTAL	5 989 774	7 963 723	3 457 999	17 411 496	50 243 043	TOTAL GLOBAL



TABLE 3. CARGOES UNLOADED AT CANADIAN PORTS IN COASTWISE SHIPPING, BY COMMODITY AND GEOGRAPHIC AREA - JUL-SEP, 1981

TABLEAU 3 MARCHANDISES DECHARGEES AUX PORTS CANADIENS EN CABOTAGE NATIONAL, PAR MARCHANDISE ET REGION GEOGRAPHIQUE - JUIL-SEPT, 1981

METRIC TONNES - TONNES METRIQUE						
COMMODITY	ATLANTIC ATLANTIQUE	GREAT LAKES GRANDS LACS	PACIFIC PACIFIQUE	TOTAL TOTAL	CUMULATIVE CUMULATIF	MARCHANDISES
CATTLE					91	BOVINS
MEAT,FRESH OR FROZEN	144			144	283	VIANDE,FRAICHE / CONG.
MEAT AND MEAT PREP.NES	448	2 048		2 496	2 671	VIANDES ET PREP.NDA
FISH,FRESH OR FROZEN	830		1 189	2 019	2 259	POISSON,FRAIS OU CONG.
FISH,SALTED OR CURED	158			158	159	POISSON,SALE OU FUME
FISH,CANNED		159		159	159	POISSON EN BOITES
SHELL FISH,NES	10			10	59	MOLLUSQUES CRUST.,NDA
MILK POWDER	113			113	160	LAIT EN POUFRE
DAIRY PROD.EGGS,HONEY	52			52	325	PROD.LAIT.,DEUFS,MIEL
BARLEY	834 657	59 328		894 025	1 554 154	ORGE
CORN	11 457	3 302		14 759	176 664	MAIS
OATS	33 290	20 044		53 334	113 048	AVOINE
RYE	8 810	900		9 710	26 586	SEIGLE
WHEAT	2 484 271	566 366		3 050 637	6 696 981	BLE
CORN STARCH					36	FECULE DE MAIS
MALT AND MALT FLOUR		9 387		9 387	14 048	MALT ET FARINE DE MALT
WHEAT FLOUR	3 616			3 616	10 669	FARINE DE BLE
CEREALS MILLED,NES	315			315	1 182	CEREALES MOULUES,NDA
BAKERY PROD.INC.FROZEN	55			55	282	PROD.BOUL.,PROD.CONG.
MACARONI,CEREAL PROD.	36			36	36	PATES ALIM.PROD.CEREAL
APPLES					122	POMMES
FRESH FRUITS,BERRIES	77			77	126	FRUITS FRAIS, BAIES
FROZEN FRUITS, BERRIES	9			9	55	FRUITS CONGELES, BAIES
DRIED FRUITS					70	FRUITS SECS
FRUIT JUICES		1 809		1 809	1 809	JUS DE FRUIT
FRUIT,PRES.NOT CANNED	300			300	300	CONS. FRUITS NON BOITE
FRUITS, PREP. CANNED	1 853	2 725		4 578	10 076	FRUITS PREP. EN BOITE
POTATOES	3			3	34	POMMES DE TERRE
VEGETABLES, FRESH	2			2	5	LEGUMES, FRAIS
VEGETABLES, FROZEN	21			21	93	LEGUMES, CONGELES
VEGETABLE PREP.NES	780	12 614		13 394	15 581	PREP. DE LEGUMES NDA
RAW SUGAR					4 520	SUCRE BRUT
SUGAR, NES	1 486			1 486	3 916	SUCRE, NDA
SUGAR PREPARATIONS	108			108	596	PREP. A BASE DE SUCRE
COFFEE	137			137	189	CAFE
MARGARINE	244			244	1 269	MARGARINE
SHORTENING	181			181	466	GRAISSE CULINAIRE
MISC.FOOD PREP.NES	7 495	14 368		21 863	34 354	DIV.PREP.ALIM.NDA
HAY,FORAGE,STRAW	83			83	1 494	FOIN,FOURRAGE,PAILLE
HULLS,SCREENINGS,CHAFF	45	21 433		21 478	43 968	ECOLURES,CRIBLURES,BAL
BRAN,SHORTS,MIDDINGS					41	SON,ISSUES DE CEREALES
SOYA. OIL MEAL, CAKE					210	FARINE TOURT,GR.SCYA
OIL SEED MEAL,CAKE NES	33			33	33	FAR.TOURT.OLEAG.NDA
FEEDS,VEGETABLE ORIGIN	145			145	145	PROD.V D ORIGINEVEGETALE
FEEDS OF ANIMAL ORIGIN	7 340			7 340	14 315	PROD.V D ORIGINE ANIMALE
CONC.COMPLETE FEEDS	1 731			1 731	6 598	CONC. PROD.COMPLETES
NON-ALCOHOLIC BEVERAGE	76			76	233	BOISSONS NON-ALCOOLIQ.
ALE, BEER, STOUT, PORTER	387			387	891	ALE,BIERE,STOUT,PORTER
DIST.ALCOHOLIC BEV.	80	131		211	329	BOISS.ALCOOL.DIST.
RAW HIDES AND SKINS	2			2	4	PEAUX ET CUIRS BRUT
SEEDS FOR SOWING NES					7	GRAINES DE SEMENCE NDA
FLAXSEED	5 202	5 361		10 563	33 790	GRAINE DE LIN
RAPESEED	16 571	4 623		21 194	33 988	GRAINE DE COLZA
LOGS			1 572 959	1 572 959	9 762 275	BILLES
BOLTS,ROUND TIMBER	324			324	3 340	BILLOTS,BOIS RONDS
PULPWOOD	466 761		431 842	898 603	3 494 729	BOIS A PATE
CRUDE WOOD MILLS, NES	7			7	7	MATIERES BOIS BRUT NDA
ALUMINA,BAUXITE ORES		3 445		3 445	3 445	MINERAIS ALUMINE,BAUX.
COPPER ORE AND CONC.	4 800			4 800	15 850	MINERAL,CONC. CUIVRE
IRON ORE AND CONC	403 883	1 393 670		1 797 553	4 376 700	MINERAL,CONC.DE FER
TITANIUM ORE	728 671			728 671	1 920 407	MINERAL DE TITANE
ZINC ORE AND CONC.			2 722	2 722	7 847	MINERAL,CONC.DE ZINC
ORES AND CONC.NES					2 779	MINERAIS ET CONC.NDA
IRON AND STEEL SCRAP	1 442		272	1 714	17 984	DECHETS DE FER ACIER
SLAG,ORDSS,BY-PRODUCTS	527			527	1 492	POUS.GUEUL.SCOR.PROD.
CDAL,BITUMINOUS	32	607 403		607 435	1 597 295	CHARBON BITUMINEUX
CRUDE PETROLEUM	102 824			102 824	388 620	PETROLE BRUT
ASBESTOS	14			14	54	AMIANTE
DOLOMITE	25 393			25 393	25 393	DOLOMITE
CLAY MATERIALS NES	425			425	1 078	MATIERES ARGIL.NDA
SAND AND GRAVEL	135 627		273 389	409 016	1 469 573	SABLE ET GRAVIERS
LIMESTONE	1 355	619 998	254 175	875 528	1 403 721	PIERRE CALCAIRE
CRUSHED STONE	1 461			1 461	49 141	PIERRE CONCASSEE
STONE,CRUDE NES		177 721		177 721	264 910	PIERRE BRUTE NDA
WATER AND ICE	2			2	2	EAU ET GLACE
BARYTES,NATURAL					4 321	BARYTINE NATURELLE
GYPNUM	156 644	18 143	29 392	204 179	420 830	GYPSE
PHOSPHATE ROCK	22 712			22 712	22 730	ROCHE PHOSPHATEE

TABLE 3. CARGOES UNLOADED AT CANADIAN PORTS IN COASTWISE SHIPPING, BY COMMODITY AND GEOGRAPHIC AREA - JUL-SEP, 1981

TABLEAU 3 MARCHANDISES DECHARGEES AUX PORTS CANADIENS EN CABOTAGE NATIONAL, PAR MARCHANDISE ET REGION GEOGRAPHIQUE - JUIL-SEPT, 1981

METRIC TONNES - TONNES METRIQUE

COMMODITY	ATLANTIC ATLANTIQUE	GREAT LAKES GRANDS LACS	PACIFIC PACIFIQUE	TOTAL TOTAL	CUMULATIVE CUMULATIF	MARCHANDISES
SALT	459 519	107 155		566 678	977 166	SEL
SULPHUR IN ORES	2 794		181	2 975	18 012	SOUFRE EN MINERAI
HOGGED FUEL, WOOD			80 186	80 186	428 149	BOIS DE CHAUFFAGE
WASTE AND SCRAP NES	293		29 113	29 406	196 924	DECHETS ET REBUTS NDA
LEATHER					1	CUIR
FURS, DRESSED	1			1	1	FOURRURES APPRETEES
RUBBER FAB. MATERIALS					332	DEMI-PROD. CAOUTCHOUC
LUMBER AND TIMBER	6 836	8 590	66 533	81 959	366 428	BOIS D'OEUVRE ET CHARP
RAILWAY TIES	200			200	1 723	TRAVERSES DE CH. FER
SHINGLES AND SHAKES	20	40	333	393	842	BARDEAUX, BARD. FACADE
SAWMILL PRODUCTS NES	1	41		42	78	SCIAGES NDA
VENEER, PLYWOOD	1 089	14 158		15 247	30 177	PLACAGES, CONTRE-PLAQ.
COOPERAGE STOCK	36			36	98	DEMI-PROD. TONNELLERIE
WOOD FAB. MATERIALS	242			242	977	DEMI-PRODUITS EN BOIS
PULP	19 486		32 426	51 912	174 138	PATE
NEWSPRINT PAPER	50 422	4 149	34 765	89 336	381 818	PAPIER JOURNAL
PAPER NES	1 200	42		1 242	4 574	PAPIER NDA
PAPERBOARD	1 093	1 836		2 929	5 447	CARTON
BLDG. PAPER AND BOARD	7 864	297	636	8 797	16 342	PLAQ. CONSTR., PAP/CART.
WET MACHINE BOARD	829			829	898	CARTON EN PATE PRESSE
TEXTILE FAB. MTL NES	265			265	1 375	OUVR. EN MAT. TEXT. NDA
FISH, MARINE ANIMAL OIL	310			310	504	HUIL. DE POISSON, AN. MAR
VEG. OILS, FATS NES	157			157	285	HUIL. MAT. GRAS. VEG. NDA
OILS, FATS, WAXES NES					33	HUIL. MAT. GRAS. CIRE NDA
SULPHURIC ACID			347	347	16 617	ACIDE SULFURIQUE
METALLIC SALTS	27 304	26 525	2 107	55 936	257 106	SELS METALLIQUES
INORGANIC CHEMS. NES	37 172	24 675	2 742	64 589	276 542	PROD. CHIM. INORG. NDA
ORGANIC CHEMICALS NES	8 166		5 989	14 155	36 381	PROD. CHIM. ORGAN. NDA
EXPLOS., FUSES, CAPS	2 365		1 299	3 664	7 910	EXPLOS., AMORCES, DET.
POTASH	22 370	35 231		57 601	128 457	POTASSE
FERTILIZERS NES	1 513		76	1 589	11 869	ENGRAIS CHIMIQUE NDA
AGRICULTURAL CHEMICALS	20			20	66	PROD. CHIM. AGRICOLES
SYNTHETIC RUBBER		146		146	417	CAOUTCHOUC SYNTHETIQUE
PLASTIC MATERIALS	236	33		269	1 034	MATIERES PLASTIQUES
DYESTUFF, PIGMENT, PAINT	61			61	106	MAT. COLOR. PIG. PEINTURE
CHEM. SPECIALTIES NES		88		88	2 238	PROD. CHIM. SPECIAUX NDA
GASOLINE	844 832	243 991	192 594	1 281 417	3 363 065	ESSENCE
FUEL OIL	1 833 829	517 365	193 020	2 544 214	7 610 270	MAZOUT
LUBRICATING OIL, GREASE	7 870	15 933	70	23 873	32 172	HUILE, GRAISSE LUBRIF.
COKE	1			1	15 614	COKE
ASPHALTS, ROAD OILS	24 346	8 568		32 914	43 348	ASPHALTE, BITUME LIQD.
COAL TAR, PITCH	199	5 820		6 019	8 345	GOUDRON, BRAI DE BOUIL.
PETROL. COAL PROD. NES	18 287	13 979	40	32 306	72 015	DERIVE PETR. CHARB. NOA
FERRO-ALLOYS		1 139		1 139	1 139	FERRO-ALLIAGES
PIG IRON		2 499		2 499	2 816	FER EN GUEUSE
PRIMARY IRON, STEEL NES	233			233	2 173	FER, ACIER PRIMAIR. NOA
CASTINGS, FORGINGS	50	27		77	4 989	MOUL. PIECES FORGEES
BARNS AND RODS, STEEL	1 277	685		1 962	7 495	BARRES ET TIGES ACIER
PLATE & SHEET STEEL	3 132	115 700	272	119 104	213 018	TOLES, FEUILLES D'ACIER
STRUCTURAL SHAPES	2 385	3 945		6 330	7 843	PROFILES DE CONSTRUC.
RAILS & TRACK MATERIAL	3 765	267		4 032	9 180	RAILS, MAT. VOIE FERREE
PIPES, TUBES: IRON, STEEL	1 174	278		1 452	1 910	TUYAUX, TUBES: FER, ACIER
WIRE	51			51	550	FIL METALLIQUE
ALUMINIUM	9 971			9 971	50 114	ALUMINIUM
COPPER AND ALLOYS	3			3	3	CUIVRE ET ALLIAGES
NON-FERROUS METALS NES	78			78	299	METAUX NON-FERREUX NDA
METAL FAB. BASIC PROD.	1 830	112		1 942	5 130	OUVR. DE BASE EN METAL
DRAIN TILES, PIPES					194	TUILES TUY. DE DRAINAGE
BRICKS, TILES NES	625			625	1 217	BRIQUES, TUILES NDA
GLASS BASIC PRODUCTS	1			1	1	OUVR. DE BASE EN VERRE
CEMENT	6 631	190 700	25 100	222 431	450 285	CIMENT
CEMENT BASIC PROD.	59			59	1 555	OUVR. DE BASE CIMENT
LIME	686			686	5 905	CHAUX
NON-MET. MIN. BASIC PROD	3 180			3 180	4 545	PROD. MIN. NON-MET. BASE
MISC. FABRICATED PROD.	83			83	131	OUVRAGES DIVERS
TRACTORS	71			71	153	TRACTEURS
MACHINERY NES	15 730	67		15 797	18 086	MACHINES NDA
RAILWAY ROLLING STOCK					197	MAT. ROUL. DE CH. DE FER
PASS. AUTOS AND CHASSIS	6 565	19		6 584	21 325	VOITURES PART., CHASSIS
BUSES AND CHASSIS		119		119	136	AUTOBUS ET CHASSIS
TRUCKS AND CHASSIS	604	19		623	1 598	CAMIONS ET CHASSIS
MDTOR VEHICLE ENGINES	301			301	311	MOTEURS DE VEH. AUTOM.
ROAD MOTOR VEH. NES	643			643	3 236	VEH. AUTOM. ROUTIERS NDA
SHIPS, AIRCRAFT, MIS. VEH	232			232	394	NAVIRES, AVIONS, VEH. DIV
RUBBER TIRES AND TUBES	286			286	589	PNEUS, CHAMBRES A AIR
EQUIPMENT MISC.	3 183		17 369	20 552	94 415	MATERIEL DIVERS
PERSONAL, HSEHOLD GOODS	1 735			1 735	5 084	ART. PERS. ET MENAGERS
CONTAINERS, CLOSURES	4 183	15		4 198	9 321	CONTENEURS, FERMETURES



TABLE 3. CARGOES UNLOADED AT CANADIAN PORTS IN COASTWISE SHIPPING, BY COMMODITY AND GEOGRAPHIC AREA - JUL-SEP, 1981

TABLEAU 3 MARCHANDISES DECHARGEES AUX PORTS CANADIENS EN CABOTAGE NATIONAL, PAR MARCHANDISE ET REGION GEOGRAPHIQUE - JUIL-SEPT, 1981

METRIC TONNES - TONNES METRIQUE						
COMMODITY	ATLANTIC ATLANTIQUE	GREAT LAKES GRANDS LACS	PACIFIC PACIFIQUE	TOTAL TOTAL	CUMULATIVE CUMULATIF	MARCHANDISES
MISC. END PRODUCTS NES	521		1 632	2 153	2 796	PRODUITS FINIS DIV. NDA
GENERAL CARGO	35 566	6 616	205 229	247 411	485 122	MARCHANDISES DIVERSES
CONTAINERIZED FREIGHT	95 987			95 987	275 922	FRET CONTENEURESE
GRAND TOTAL	9 057 646	4 895 851	3 457 999	17 411 496	50 243 043	TOTAL GLOBAL



TABLE 4 - ORIGIN AND DESTINATION OF CARGOES HANDLED IN COASTWISE SHIPPING, BY SELECTED CANADIAN PORTS - JUL-SEP, 1981

TABLAU 4 - ORIGINE ET DESTINATION DES MARCHANDISES MANUTENTIONNEES EN CABOTAGE NATIONAL, SELON CERTAINS PORTS CANADIENS - JUIL-SEPT, 1981

SELECTED PORTS CERTAINS PORTS	ORIGIN OR DEST. ORIGINE OU DEST.	COMMODITY	METRIC TONNES - TONNES METRIQUE				MARCHANDISES			
			TONS - TONNES LOADED - CHARGÉES		TONS - TONNES UNLOADED - DECHARGÉES					
			QTR-QUART	YEAR-ANNEE	QTR-QUART	YEAR-ANNEE				
ST. JOHNS	BAIE VERTE	GASOLINE		248		248	ESSENCE MAZOUT			
		FUEL OIL		547		1 512				
	<b>TOTAL - ORIG./DEST.</b>			<b>795</b>		<b>1 760</b>				
BAY ROBERTS	NON-MET.MIN.BASIC PROD			7		7	PROD.MIN.NON-MET.BASE MACHINES NDA			
	MACHINERY NES			3		3				
	<b>TOTAL - ORIG./DEST.</b>			<b>10</b>		<b>10</b>				
BELL ISLAND	GASOLINE			270		490	ESSENCE MAZOUT			
	FUEL OIL			280		1 746				
	<b>TOTAL - ORIG./DEST.</b>			<b>550</b>		<b>2 236</b>				
BOTWOOD	GASOLINE			2 806		2 806	ESSENCE MAZOUT			
	FUEL OIL			2 751		2 751				
	<b>TOTAL - ORIG./DEST.</b>			<b>5 557</b>		<b>5 557</b>				
BURIN	FUEL OIL			875		875	MAZOUT			
	<b>TOTAL - ORIG./DEST.</b>			<b>875</b>		<b>875</b>				
BURGED	FUEL OIL					1 772	MAZOUT			
	<b>TOTAL - ORIG./DEST.</b>					<b>1 772</b>				
CATALINA	GASOLINE			317		1 172	ESSENCE MAZOUT			
	FUEL OIL			3 191		7 977				
	<b>TOTAL - ORIG./DEST.</b>			<b>3 508</b>		<b>9 149</b>				
CLARENVILLE	GASOLINE			1 274		3 846	ESSENCE MAZOUT			
	FUEL OIL			2 013		6 783				
	<b>TOTAL - ORIG./DEST.</b>			<b>3 287</b>		<b>10 629</b>				
GOOSE BAY	CONTAINERIZED FREIGHT			4 573		6 236	1 938	2 204	FRET CONTENEURESE	
	<b>TOTAL - ORIG./DEST.</b>			<b>4 573</b>		<b>6 236</b>	<b>1 938</b>	<b>2 204</b>		
GRAND BANK	GASOLINE					816	ESSENCE MAZOUT			
	FUEL OIL					795				
	<b>TOTAL - ORIG./DEST.</b>					<b>1 611</b>				
HARBOUR GRACE	GASOLINE			1 718		3 257	ESSENCE MAZOUT			
	FUEL OIL			990		6 055				
	<b>TOTAL - ORIG./DEST.</b>			<b>2 708</b>		<b>9 312</b>				
RAMSEA	FUEL OIL			1 086		3 265	MAZOUT			
	<b>TOTAL - ORIG./DEST.</b>			<b>1 086</b>		<b>3 265</b>				
LEWISPORTE	CONTAINERIZED FREIGHT					91		18	FRET CONTENEURESE	
	<b>TOTAL - ORIG./DEST.</b>					<b>91</b>		<b>18</b>		
MARYSTOWN	GASOLINE					427	ESSENCE MAZOUT			
	FUEL OIL			1 323		6 366				
	<b>TOTAL - ORIG./DEST.</b>			<b>1 323</b>		<b>6 793</b>				
PORT HOPE SIMPSON	MISC.FOOD PREP.NES					3	DIV.PREP.ALIM.NDA BOISSONS NON-ALCOOLIQ. MAZOUT MATERIEL DIVERS MARCHANDISES DIVERSES			
	NON-ALCOHOLIC BEVERAGE					2				
	FUEL OIL			73		73				
	EQUIPMENT MISC.					3				
	GENERAL CARGO			2		2				
	<b>TOTAL - ORIG./DEST.</b>			<b>75</b>		<b>83</b>				
NFLD-NES/T-N -NDA	FISH,FRESH CR FROZEN						1	1	POISSON,FRAIS CU CONG.	
	DAIRY PROD.EGGS,HONEY			16		16			PROD.LAIT.,OEUFs,MIEL	
	FRUITS, PREP. CANNED					15			FRUITS PREP. EN BOITE	
	MISC.FOOD PREP.NES			10		22			DIV.PREP.ALIM.NDA	
	NON-ALCOHOLIC BEVERAGE			10		21			BOISSONS NON-ALCOOLIQ.	
	ALE,BEER,STOUT,PORTER			3		8			ALE,BIERE,STOUT,PORTER	
	BOLTS,ROUND TIMBER					5			BILLOTS,BOIS RONDS	
	IRON AND STEEL SCRAP							8	DEGHETS DE FER ACIER	
	VENEER,PLYWOOD			1		1			PLACAGES,CONTRE-PLAQ.	
	PAPER NES			4		4			PAPIER NDA	
	BLDG.PAPER AND BOARD			22		34			PLAQ.CONSTR.,PAP/CART.	
	EXPLOS., FUSES, CAPS			5		5			EXPLOS., AMORCES, DET.	
	DYESTUFF, PIGMENT, PAINT			1		2			MAT.COLOR.PIG.PEINTURE	
	GASOLINE			1 004		1 519			ESSENCE	
	FUEL OIL			5 452		11 284			MAZOUT	
	PETROL.COAL PRCD.NES					6			DERIVE PETR.CHARB.NDA	
	METAL FAB.BASIC PROD.			24		43			OUVR.DE BASE EN METAL	
	MACHINERY NES			107		111		7	7	MACHINES NDA
	ROAD MOTOR VEH. NES			9		9				VEH.AUTOM.ROUTIERS NDA
	SHIPS,AIRCRAFT,MIS.VEH			7		14		2	2	NAVIRES,AVIONS,VEH.DIV
	EQUIPMENT MISC.			34		74				MATERIEL DIVERS
	PERSONAL,HSEHOLD GOODS			30		30			1	ART.PERS. ET MENAGERS
	CONTAINERS,CLOSURES			9		23		13	13	CONTENEURS,FERMETURES
	MISC. END PRODUCTS NES			4		18				PRODUITS FINIS DIV.NDA
	GENERAL CARGO			97		105		35	35	MARCHANDISES DIVERSES
		<b>TOTAL - ORIG./DEST.</b>			<b>6 849</b>		<b>13 369</b>	<b>58</b>	<b>67</b>	
	HALIFAX	QATS						14	14	AVOINE

TABLE 4 - ORIGIN AND DESTINATION OF CARGOES HANDLED IN COASTWISE SHIPPING, BY SELECTED CANADIAN PORTS - JUL-SEP, 1981

TABLEAU 4 - ORIGINE ET DESTINATION DES MARCHANDISES MANUTENTIONNEES EN CABOTAGE NATIONAL, SELON CERTAINS PORTS CANADIENS - JUIL-SEPT, 1981

SELECTED PORTS CERTAINS PORTS	ORIGIN OR DEST. ORIGINE OU DEST.	COMMODITY	METRIC TONNES - TONNES METRIQUE				MARCHANDISES
			TONS - TONNES LOADED - CHARGÉES		TONS - TONNES UNLOADED - DECHARGÉES		
			QTR-QUART	YEAR-ANNEE	QTR-QUART	YEAR-ANNEE	
ST. JOHNS	HALIFAX	GASOLINE			16 255	51 623	ESSENCE
		FUEL OIL			25 017	82 143	MAZOUT
		LUBRICATING OIL, GREASE			65	206	HUILE, GRAISSE LUBRIF.
		PETROL. COAL PROD. NES				64	DERIVE PETR. CHARB. NDA
		METAL FAB. BASIC PROD.				25	OUVR. DE BASE EN METAL
		TRACTORS	10	10	10	10	TRACTEURS
		MACHINERY NES		387	42	145	MACHINES NDA
		PASS. AUTOS AND CHASSIS			3 760	13 434	VOITURES PART., CHASSIS
		TRUCKS AND CHASSIS	61	220	125	568	CAMIONS ET CHASSIS
		MOTOR VEHICLE ENGINES		5			MOTEURS DE VEH. AUTOM.
ROAD MOTOR VEH. NES				21	VEH. AUTOM. RGUTIERS NDA		
EQUIPMENT MISC.	62	155	6	269	MATERIEL DIVERS		
GENERAL CARGO	364	3 950	4 168	12 045	MARCHANDISES DIVERSES		
CONTAINERIZED FREIGHT	2 592	8 831	7 972	31 833	FRET CONTENEURESE		
<b>TOTAL - ORIG./DEST.</b>			<b>3 089</b>	<b>13 558</b>	<b>57 434</b>	<b>192 400</b>	
PORT HAWKESBURY	GASOLINE			1 256	9 867	ESSENCE	
		FUEL OIL			9 565	27 563	MAZOUT
<b>TOTAL - ORIG./DEST.</b>				<b>10 821</b>	<b>37 430</b>		
PUGWASH	SALT			2 413	12 460	SEL	
		<b>TOTAL - ORIG./DEST.</b>			<b>2 413</b>	<b>12 460</b>	
SAINT JOHN	GASOLINE			14 206	49 356	ESSENCE	
		FUEL OIL			37 596	94 408	MAZOUT
<b>TOTAL - ORIG./DEST.</b>				<b>51 802</b>	<b>143 764</b>		
MONTREAL	GASOLINE			979	11 361	ESSENCE	
		FUEL OIL			6 226	31 178	MAZOUT
		CONTAINERIZED FREIGHT	2 765	7 609	55 464	164 667	FRET CONTENEURESE
<b>TOTAL - ORIG./DEST.</b>			<b>2 765</b>	<b>7 609</b>	<b>62 669</b>	<b>207 206</b>	
QUEBEC	FUEL OIL				6 422	MAZOUT	
		<b>TOTAL - ORIG./DEST.</b>				<b>6 422</b>	
QUEBEC-NORTH/NORD	FUEL OIL		3 994	3 994		MAZOUT	
		<b>TOTAL - ORIG./DEST.</b>	<b>3 994</b>	<b>3 994</b>			
CLARKSON	GASOLINE			5 485	5 485	ESSENCE	
		FUEL OIL			7 154	7 154	MAZOUT
		<b>TOTAL - ORIG./DEST.</b>			<b>12 639</b>	<b>12 639</b>	
SARNIA	BARLEY			1 793	1 793	ORGE	
		CORN			918	1 766	MAIS
		<b>TOTAL - ORIG./DEST.</b>			<b>2 711</b>	<b>3 559</b>	
THUNDER BAY	BARLEY			775	2 283	ORGE	
		WHEAT			1 783	2 843	BLE
		<b>TOTAL - ORIG./DEST.</b>			<b>2 558</b>	<b>5 126</b>	
<b>SELECTED PORT TOTAL</b>			<b>41 044</b>	<b>97 909</b>	<b>205 043</b>	<b>623 295</b>	<b>TOTAL PAR PORT CHOISI</b>
HALIFAX	BAIE VERTE	FUEL OIL		7 150		MAZOUT	
			<b>TOTAL - ORIG./DEST.</b>		<b>7 150</b>		
BURIN	GASOLINE			907		ESSENCE	
		FUEL OIL	731	3 183		MAZOUT	
		<b>TOTAL - ORIG./DEST.</b>	<b>731</b>	<b>4 090</b>			
BURGED	GASOLINE			324		ESSENCE	
		FUEL OIL		2 875		MAZOUT	
		<b>TOTAL - ORIG./DEST.</b>		<b>3 199</b>			
CLARENVILLE	GASOLINE		1 747	1 747		ESSENCE	
		<b>TOTAL - ORIG./DEST.</b>	<b>1 747</b>	<b>1 747</b>			
CORNER BROOK	GASOLINE		11 040	23 667		ESSENCE	
		FUEL OIL	21 922	59 198		MAZOUT	
		<b>TOTAL - ORIG./DEST.</b>	<b>32 962</b>	<b>82 865</b>			
FORTUNE	FUEL OIL		915	2 343		MAZOUT	
		<b>TOTAL - ORIG./DEST.</b>	<b>915</b>	<b>2 343</b>			
GOOSE BAY	FUEL OIL		21 765	21 765		MAZOUT	
		<b>TOTAL - ORIG./DEST.</b>	<b>21 765</b>	<b>21 765</b>			
GRAND BANK	GASOLINE			798		ESSENCE	
		FUEL OIL	1 413	5 143		MAZOUT	
		<b>TOTAL - ORIG./DEST.</b>	<b>1 413</b>	<b>5 941</b>			
HARBOUR BRETON	GASOLINE			1 083		ESSENCE	
		FUEL OIL	1 103	2 870		MAZOUT	
		<b>TOTAL - ORIG./DEST.</b>	<b>1 103</b>	<b>3 953</b>			
RAMBA	GASOLINE			445		ESSENCE	



TABLE 4 - ORIGIN AND DESTINATION OF CARGOES HANDLED IN COASTWISE SHIPPING, BY SELECTED CANADIAN PORTS - JUL-SEP, 1981

TABLEAU 4 - ORIGINE ET DESTINATION DES MARCHANDISES MANUTENTIONNEES EN CABOTAGE NATIONAL, SELON CERTAINS PORTS CANADIENS - JUIL-SEPT, 1981

SELECTED PORTS CERTAINS PORTS	ORIGIN OR DEST. ORIGINE OU DEST.	COMMODITY	METRIC TONNES - TONNES METRIQUE				
			TONS - TONNES LOADED - CHARGÉES		TONS - TONNES UNLOADED - DECHARGÉES		
			QTR-QUART	YEAR-ANNEE	QTR-QUART	YEAR-ANNEE	
HALIFAX	RAMEA	FUEL OIL	644	1 167			MAZOUT
	TOTAL - ORIG./DEST.		644	1 612			
	HOLYROOD	GASOLINE	1 210	1 210			ESSENCE
	TOTAL - ORIG./DEST.		1 210	1 210			
	LEWISPORTE	GASOLINE	7 434	20 133			ESSENCE
		FUEL OIL	5 152	18 231			MAZOUT
	TOTAL - ORIG./DEST.		12 586	38 364			
	LONG POND	GASOLINE	2 635	10 301			ESSENCE
		FUEL OIL	2 865	18 477			MAZOUT
	TOTAL - ORIG./DEST.		5 500	28 778			
	MARYSTOWN	GASOLINE	3 186	4 593			ESSENCE
		FUEL OIL	1 920	5 403			MAZOUT
	TOTAL - ORIG./DEST.		5 106	9 996			
	PORT AUX BASQUES	FUEL OIL	4 508	4 508			MAZOUT
	TOTAL - ORIG./DEST.		4 508	4 508			
	ST. ALBANS	GASOLINE		393			ESSENCE
		FUEL OIL		578			MAZOUT
TOTAL - ORIG./DEST.			971				
ST. JOHNS	GATS		14	14			AVOINE
	GASOLINE		16 255	51 623			ESSENCE
	FUEL OIL		25 017	82 143			MAZOUT
	LUBRICATING OIL, GREASE		65	206			HUILE, GRAISSE LUBRIF.
	PETROL, COAL PROD. NES			64			DERIVE PETR. CHARB. NDA
	METAL FAB. BASIC PROD.			25			OUVR. DE BASE EN METAL
	TRACTORS		10	10	10	10	TRACTEURS
	MACHINERY NES		42	145		387	MACHINES NDA
	PASS. AUTOS AND CHASSIS		3 760	13 434			VOITURES PART. CHASSIS
	TRUCKS AND CHASSIS		125	568	61	220	CAMIONS ET CHASSIS
	MOTOR VEHICLE ENGINES					5	MOTEURS DE VEH. AUTOM.
	ROAD MOTOR VEH. NES			21			VEH. AUTOM. ROUTIERS NDA
	EQUIPMENT MISC.		6	269	62	155	MATERIEL DIVERS
	GENERAL CARGO		4 168	12 045	364	3 950	MARCHANDISES DIVERSES
	CONTAINERIZED FREIGHT		7 972	31 833	2 592	8 831	FRET CONTENEURESE
	TOTAL - ORIG./DEST.		57 434	192 400	3 089	13 558	
	STEPHENVILLE	GASOLINE			998		
FUEL OIL				989			MAZOUT
TOTAL - ORIG./DEST.				1 987			
NFLD-NES/T-N-NDA	GASOLINE		7 386	10 991			ESSENCE
	FUEL OIL		5 263	12 759			MAZOUT
	TOTAL - ORIG./DEST.		12 649	23 750			
CHARLOTTETOWN	GASOLINE		16 332	50 435			ESSENCE
	FUEL OIL		24 292	61 938			MAZOUT
TOTAL - ORIG./DEST.		40 624	112 373				
SUMMERSIDE	FUEL OIL			6 171			MAZOUT
	TOTAL - ORIG./DEST.			6 171			
BRIDGEWATER	GASOLINE		2 421	3 788			ESSENCE
	FUEL OIL		1 429	3 341			MAZOUT
TOTAL - ORIG./DEST.		3 850	7 129				
LIVERPOOL	GASOLINE		280	280			ESSENCE
	FUEL OIL		7 852	22 042			MAZOUT
TOTAL - ORIG./DEST.		8 132	22 322				
NORTH SYDNEY	FUEL OIL		6 350	8 910			MAZOUT
	TOTAL - ORIG./DEST.		6 350	8 910			
PICTOU	FUEL OIL			6 982			MAZOUT
	TOTAL - ORIG./DEST.			6 982			
PORT HAWKESBURY	GASOLINE		4 347	16 790			ESSENCE
	FUEL OIL		19 350	64 330	7 049	31 867	MAZOUT
	TOTAL - ORIG./DEST.		23 697	81 120	7 049	31 867	
SYDNEY	GASOLINE		13 190	29 350			ESSENCE
	FUEL OIL		7 274	43 914			MAZOUT
TOTAL - ORIG./DEST.		20 464	73 264				
BATHURST	FUEL OIL		15 718	15 718			MAZOUT
	TOTAL - ORIG./DEST.		15 718	15 718			
CHATHAM	GASOLINE		8 113	24 248			ESSENCE
	FUEL OIL		6 412	10 436			MAZOUT
TOTAL - ORIG./DEST.		14 525	34 684				

TABLE 4 - ORIGIN AND DESTINATION OF CARGOES HANDLED IN COASTWISE SHIPPING, BY SELECTED CANADIAN PORTS - JUL-SEP, 1981

TABLEAU 4 - ORIGINE ET DESTINATION DES MARCHANDISES MANUTENTIONNEES EN CABOTAGE NATIONAL, SELON CERTAINS PORTS CANADIENS - JUIL-SEPT, 1981

METRIC TONNES - TONNES METRIQUE

SELECTED PORTS CERTAINS PORTS	ORIGIN OR DEST. ORIGINE OU DEST.	COMMODITY	TONS - TONNES LOADED - CHARGEES		TONS - TONNES UNLOADED - DECHARGEES		MARCHANDISES
			QTR-QUART	YEAR-ANNEE	QTR-QUART	YEAR-ANNEE	
HALIFAX	NEWCASTLE	GASOLINE	10 113	22 493			ESSENCE
		FUEL OIL	11 925	27 723			MAZOUT
	TOTAL - ORIG./DEST.		22 038	50 216			
	SAINT JOHN	GASOLINE	62 822	154 464	35 196	132 718	ESSENCE
		FUEL OIL	30 876	129 412	39 309	231 639	MAZOUT
	TOTAL - ORIG./DEST.		93 698	283 876	74 505	364 357	
	BAIE COMEAU	GASOLINE		2 786			ESSENCE
		FUEL OIL	8 175	12 132			MAZOUT
	TOTAL - ORIG./DEST.		8 175	14 918			
	CHANDLER	FUEL OIL		7 383			MAZOUT
	TOTAL - ORIG./DEST.			7 383			
	FORESTVILLE	GASOLINE		1 397			ESSENCE
		FUEL OIL		2 038			MAZOUT
	TOTAL - ORIG./DEST.			3 435			
	GASPE	GASOLINE	1 794	1 794			ESSENCE
		FUEL OIL	2 710	2 710			MAZOUT
	TOTAL - ORIG./DEST.		4 504	4 504			
	GRINDSTONE	GASOLINE	1 731	8 194			ESSENCE
		FUEL OIL	2 273	17 699			MAZOUT
	TOTAL - ORIG./DEST.		4 004	25 893			
	MONTREAL	GYPSUM	92 967	187 392			GYPSE
		GASOLINE	9 080	9 080		34 782	ESSENCE
		FUEL OIL	768	8 942	9 476	105 729	MAZOUT
	TOTAL - ORIG./DEST.		102 815	205 414	9 476	140 511	
	NEW RICHMOND	FUEL OIL	3 259	11 709			MAZOUT
		TOTAL - ORIG./DEST.	3 259	11 709			
	PORT ALFRED	FUEL OIL	20 151	43 084			MAZOUT
		TOTAL - ORIG./DEST.	20 151	43 084			
	QUEBEC	GASOLINE	3 088	3 088			ESSENCE
		FUEL OIL	3 088	3 088			MAZOUT
	TOTAL - ORIG./DEST.		6 176	6 176			
	RIMOUSKI	GASOLINE		5 096			ESSENCE
		FUEL OIL		812			MAZOUT
	TOTAL - ORIG./DEST.			5 908			
	SEPT ILES	GASOLINE	866	866			ESSENCE
		FUEL OIL	866	25 858			MAZOUT
	TOTAL - ORIG./DEST.		1 732	26 724			
	POINT NOIRE	FUEL OIL	12 934	12 934			MAZOUT
		TOTAL - ORIG./DEST.	12 934	12 934			
	AMHERSTBURG	METALLIC SALTS			7 967	13 341	SELS METALLIQUES
		TOTAL - ORIG./DEST.			7 967	13 341	
	CLARKSON	GASOLINE			1 174	1 174	ESSENCE
		FUEL OIL			7 341	7 341	MAZOUT
	TOTAL - ORIG./DEST.			8 515	8 515		
	HAMILTON	GYPSUM		26 159			GYPSE
		TOTAL - ORIG./DEST.		26 159			
	SARNIA	FUEL OIL			1 444	1 444	MAZOUT
		TOTAL - ORIG./DEST.			1 444	1 444	
	THUNDER BAY	BARLEY			6 329	11 203	ORGE
		WHEAT			7 626	31 392	BLE
		FLAXSEED			5 202	5 202	GRAINE DE LIN
	TOTAL - ORIG./DEST.			19 157	47 797		
	NWT-NES/TNO-NDA	GASOLINE	287	287			ESSENCE
		FUEL OIL	9 040	9 040			MAZOUT
	TOTAL - ORIG./DEST.		9 327	9 327			
SELECTED PORT TDIAL			582 446	1 542 962	131 202	621 390	TOTAL PAR PORT CHOISI
PORT HAWKESBURY	CORNER BROOK	GASOLINE		3 901			ESSENCE
		TOTAL - ORIG./DEST.		3 901			
	HOLYROOD	GASOLINE		1 175		13 643	ESSENCE
		FUEL OIL		6 368		15 616	MAZOUT
	TOTAL - ORIG./DEST.			7 543		29 259	
	LEWISPORTE	FUEL OIL		1 461			MAZOUT
		TOTAL - ORIG./DEST.		1 461			

TABLE 4 - ORIGIN AND DESTINATION OF CARGUES HANDLED IN COASTWISE SHIPPING, BY SELECTED CANADIAN PORTS - JUL-SEP, 1981

TABLEAU 4 - ORIGINE ET DESTINATION DES MARCHANDISES MANUTENTIONNEES EN CABOTAGE NATIONAL, SELON CERTAINS PORTS CANADIENS - JUIL-SEPT, 1981

SELECTED PORTS CERTAINS PORTS	ORIGIN OR DEST. ORIGINE OU DEST.	COMMODITY	METRIC TONNES - TONNES METRIQUE		MARCHANDISES
			TONS LOADED - QTR-QUART	TONNES - CHARGÉES YEAR-ANNEE	
PORT HAWKESBURY	ST. JOHNS	GASOLINE	1 256	9 867	ESSENCE MAZOUT
	FUEL OIL	9 565	27 563		
TOTAL - ORIG./DEST.			10 821	37 430	
CHARLOTTETOWN	GASOLINE			509	ESSENCE MAZOUT
	FUEL OIL			3 300	
TOTAL - ORIG./DEST.				3 809	
HALIFAX	GASOLINE			4 347	ESSENCE MAZOUT
	FUEL OIL			16 790	
TOTAL - ORIG./DEST.			7 049	31 867	
SYDNEY	GASOLINE			19 350	ESSENCE MAZOUT
	FUEL OIL			64 330	
TOTAL - ORIG./DEST.			7 049	31 867	
BATHURST	GASOLINE			822	ESSENCE MAZOUT
	FUEL OIL			6 672	
TOTAL - ORIG./DEST.				7 494	
CHATHAM	FUEL OIL			11 956	MAZOUT
				11 956	
TOTAL - ORIG./DEST.			9 755	11 956	
SAINT JOHN	GASOLINE			1 162	ESSENCE MAZOUT
	FUEL OIL			8 601	
TOTAL - ORIG./DEST.				9 763	
GASPE	CRUDE PETROLEUM			212 013	PETROLE BRUT ESSENCE MAZOUT
	GASOLINE			12 951	
TOTAL - ORIG./DEST.				4 687	
GRINDSTONE	FUEL OIL			24 184	ESSENCE MAZOUT
				211 819	
TOTAL - ORIG./DEST.				216 700	
MONTREAL	GASOLINE			37 035	ESSENCE MAZOUT
	FUEL OIL			276 023	
TOTAL - ORIG./DEST.				303 058	
NEW RICHMOND	GASOLINE			1 235	ESSENCE MAZOUT
	FUEL OIL			2 810	
TOTAL - ORIG./DEST.				4 045	
PORT CARTIER	GASOLINE			1 070	ESSENCE
	FUEL OIL			1 070	
TOTAL - ORIG./DEST.				2 140	
QUEBEC	CRUDE PETROLEUM			102 824	PETROLE BRUT ESSENCE MAZOUT
	GASOLINE			28 778	
TOTAL - ORIG./DEST.				4 687	
CLARKSON	FUEL OIL			82 868	ESSENCE MAZOUT
				187 805	
TOTAL - ORIG./DEST.				226 323	
VANCOUVER	PETROL-COAL PROD.NES			111 646	OERIVE PETR.CHAR8.NOA
				226 323	
TOTAL - ORIG./DEST.				437 970	
PORT HAWKESBURY	GASOLINE			546	ESSENCE MAZOUT
	FUEL OIL			8 214	
TOTAL - ORIG./DEST.				8 760	
PORT CARTIER	GASOLINE			705	ESSENCE MAZOUT
	FUEL OIL			11 031	
TOTAL - ORIG./DEST.				11 736	
QUEBEC	CRUDE PETROLEUM			29 299	PETROLE BRUT ESSENCE MAZOUT
	GASOLINE			8 190	
TOTAL - ORIG./DEST.				6 708	
CLARKSON	FUEL OIL			14 898	ESSENCE MAZOUT
				6 324	
TOTAL - ORIG./DEST.				33 543	
VANCOUVER	GASOLINE			6 324	ESSENCE MAZOUT
	FUEL OIL			33 543	
TOTAL - ORIG./DEST.				39 867	
SELECTED PORT TOTAL	GASOLINE			16 581	ESSENCE MAZOUT
	FUEL OIL			13 208	
TOTAL - ORIG./DEST.				29 789	
SELECTED PORT TOTAL			140 739	545 404	TOTAL PAR PORT CHOISI
SYDNEY	HALIFAX	GASOLINE			ESSENCE MAZOUT
	FUEL OIL			13 190	
TOTAL - ORIG./DEST.				7 274	
PORT HAWKESBURY	GASOLINE			20 464	ESSENCE MAZOUT
	FUEL OIL			43 914	
TOTAL - ORIG./DEST.				73 264	
SAINT JOHN	GASOLINE			822	ESSENCE MAZOUT
	FUEL OIL			6 672	
TOTAL - ORIG./DEST.				7 494	
HAVRE ST. PIERRE	GASOLINE			4 110	ESSENCE MAZOUT
	FUEL OIL			9 036	
TOTAL - ORIG./DEST.				13 901	
MONTREAL	RAILS & TRACK MATERIAL			289	RAILS,MAT.VOIE FERREE
				289	
TOTAL - ORIG./DEST.				289	
PORT CARTIER	GASOLINE			15 869	ESSENCE MAZOUT
	FUEL OIL			3 907	
TOTAL - ORIG./DEST.				39 788	
PORT HAWKESBURY	GASOLINE			19 776	ESSENCE MAZOUT
	FUEL OIL			73 027	
TOTAL - ORIG./DEST.				92 803	
PORT CARTIER	RAILS & TRACK MATERIAL			608	RAILS,MAT.VOIE FERREE
				608	
TOTAL - ORIG./DEST.				608	

TABLE 4 - ORIGIN AND DESTINATION OF CARGOES HANDLED IN COASTWISE SHIPPING, BY SELECTED CANADIAN PORTS - JUL-SEP, 1981

TABLEAU 4 - ORIGINE ET DESTINATION DES MARCHANDISES MANUTENTIONNEES EN CABOTAGE NATIONAL, SELON CERTAINS PORTS CANADIENS - JUIL-SEPT, 1981

METRIC TONNES - TONNES METRIQUE

SELECTED PORTS CERTAINS PORTS	ORIGIN OR DEST. ORIGINE DU DEST.	COMMODITY	TONS - TONNES LOADED - CHARGEES		TONS - TONNES UNLOADED - DECHARGEES		MARCHANDISES
			QTR-QUART	YEAR-ANNEE	QTR-QUART	YEAR-ANNEE	
SYDNEY	QUEBEC	GASOLINE				2 820	ESSENCE
		FUEL OIL				19 545	MAZOUT
	<b>TOTAL - ORIG./DEST.</b>					<b>22 365</b>	
	SEPT ILES	IRON ORE AND CONC			140 866	260 481	MINERAI, CONC. DE FER
		RAILS & TRACK MATERIAL	411	411			RAILS, MAT. VOIE FERREE
	<b>TOTAL - ORIG./DEST.</b>		<b>411</b>	<b>411</b>	<b>140 866</b>	<b>260 481</b>	
	CLARKSON	GASOLINE			9 995	9 995	ESSENCE
		FUEL OIL			10 584	10 584	MAZOUT
	<b>TOTAL - ORIG./DEST.</b>				<b>20 579</b>	<b>20 579</b>	
	HAMILTON	FUEL OIL				5 503	MAZOUT
<b>TOTAL - ORIG./DEST.</b>					<b>5 503</b>		
SARNIA	FUEL OIL				8 754	MAZOUT	
<b>TOTAL - ORIG./DEST.</b>					<b>8 754</b>		
THUNDER BAY	COAL, BITUMINOUS				25 191	CHARBON BITUMINEUX	
<b>TOTAL - ORIG./DEST.</b>					<b>25 191</b>		
VANCOUVER	COAL, BITUMINOUS				40 606	CHARBON BITUMINEUX	
<b>TOTAL - ORIG./DEST.</b>					<b>40 606</b>		
<b>SELECTED PORT TOTAL</b>			<b>411</b>	<b>1 308</b>	<b>216 875</b>	<b>560 201</b>	<b>TOTAL PAR PORT CHOISI</b>
SAINT JOHN	BOTWOOD	GASOLINE	4 954	16 186			ESSENCE
		FUEL OIL	2 511	18 333			MAZOUT
	<b>TOTAL - ORIG./DEST.</b>		<b>7 465</b>	<b>34 519</b>			
	BURIN	FUEL OIL		1 014			MAZOUT
	<b>TOTAL - ORIG./DEST.</b>			<b>1 014</b>			
	BURGED	FUEL OIL		1 525			MAZOUT
	<b>TOTAL - ORIG./DEST.</b>			<b>1 525</b>			
	CDRNER BROOK	GASOLINE		8 415			ESSENCE
		FUEL OIL	4 922	10 041			MAZOUT
	<b>TOTAL - ORIG./DEST.</b>		<b>4 922</b>	<b>18 456</b>			
	FORTUNE	FUEL OIL		2 080			MAZOUT
	<b>TOTAL - ORIG./DEST.</b>			<b>2 080</b>			
	HARBOUR BRETON	FUEL OIL		2 738			MAZOUT
	<b>TOTAL - ORIG./DEST.</b>			<b>2 738</b>			
	RAMEA	GASOLINE		575			ESSENCE
	<b>TOTAL - ORIG./DEST.</b>			<b>575</b>			
	LEWISPORTE	FUEL OIL	581	581			MAZOUT
	<b>TOTAL - ORIG./DEST.</b>		<b>581</b>	<b>581</b>			
	LONG POND	GASOLINE		7 100			ESSENCE
		FUEL OIL		7 935			MAZOUT
	<b>TOTAL - ORIG./DEST.</b>			<b>15 035</b>			
	MARYSTOWN	GASOLINE		1 139			ESSENCE
		FUEL OIL		3 152			MAZOUT
	<b>TOTAL - ORIG./DEST.</b>			<b>4 291</b>			
	ST. JOHNS	GASOLINE	14 206	49 356			ESSENCE
		FUEL OIL	37 596	94 408			MAZOUT
	<b>TOTAL - ORIG./DEST.</b>		<b>51 802</b>	<b>143 764</b>			
	STEPHENVILLE	GASOLINE	2 505	2 505			ESSENCE
		FUEL OIL	5 141	5 141			MAZOUT
	<b>TOTAL - ORIG./DEST.</b>		<b>7 646</b>	<b>7 646</b>			
NFLD-NES/T-N -NDA	GASOLINE	943	1 618			ESSENCE	
	FUEL OIL	943	3 103			MAZOUT	
<b>TOTAL - ORIG./DEST.</b>		<b>1 886</b>	<b>4 721</b>				
CHARLOTTETOWN	GASOLINE	6 510	28 945			ESSENCE	
	FUEL OIL	6 019	32 112			MAZOUT	
<b>TOTAL - ORIG./DEST.</b>		<b>12 529</b>	<b>61 057</b>				
BRIDGEWATER	GASOLINE	1 173	3 335			ESSENCE	
	FUEL OIL	1 177	4 431			MAZOUT	
<b>TOTAL - ORIG./DEST.</b>		<b>2 350</b>	<b>7 766</b>				
DIGBY	GASOLINE	3 155	10 950			ESSENCE	
	FUEL OIL		8 607			MAZOUT	
<b>TOTAL - ORIG./DEST.</b>		<b>3 155</b>	<b>19 557</b>				
HALIFAX	GASOLINE	25 196	132 718	62 922	154 464	ESSENCE	



TABLE 4 - ORIGIN AND DESTINATION OF CARGOES HANDLED IN COASTWISE SHIPPING, BY SELECTED CANADIAN PORTS - JUL-SEP, 1981

TABLÉAU 4 - ORIGINE ET DESTINATION DES MARCHANDISES MANUTENTIONNÉES EN CABOTAGE NATIONAL, SELON CERTAINS PORTS CANADIENS - JUIL-SEPT, 1981

METRIC TONNES - TONNES METRIQUE

SELECTED PORTS CERTAINS PORTS	ORIGIN OR DEST. ORIGINE OU DEST.	COMMODITY	TONS - TONNES LOADED - CHARGÉES		TONS - TONNES UNLOADED - DECHARGÉES		MARCHANDISES
			QTR-QUART	YEAR-ANNEE	QTR-QUART	YEAR-ANNEE	
SAINT JOHN	HALIFAX	FUEL OIL	39 309	231 639	30 876	129 412	MAZOUT
	TOTAL - ORIG./DEST.		74 505	364 357	93 698	283 876	
	LIVERPOOL	GASOLINE		378			ESSENCE
	TOTAL - ORIG./DEST.	FUEL OIL		427			MAZOUT
	MARGARETSVILLE	GASOLINE	5 780	14 686			ESSENCE
	TOTAL - ORIG./DEST.	FUEL OIL	2 200	20 187			MAZOUT
	PICTOU	FUEL OIL		12 232			MAZOUT
	TOTAL - ORIG./DEST.			12 232			
PORT HAWKESBURY	CRUDE PETROLEUM					212 013	PETROLE BRUT
	TOTAL - ORIG./DEST.	GASOLINE	12 951	64 204			ESSENCE
		FUEL OIL	24 084	211 819		4 687	MAZOUT
			37 035	276 023		216 700	
SHELBURNE	GASOLINE		561	6 106			ESSENCE
	TOTAL - ORIG./DEST.	FUEL OIL	560	10 885			MAZOUT
	SYDNEY	GASOLINE	4 110	9 036			ESSENCE
	TOTAL - ORIG./DEST.	FUEL OIL	2 326	13 901			MAZOUT
	YARMOUTH	GASOLINE	2 406	5 063			ESSENCE
	TOTAL - ORIG./DEST.	FUEL OIL	5 489	13 181			MAZOUT
BATHURST	GASOLINE			949			ESSENCE
	TOTAL - ORIG./DEST.	FUEL OIL	20 823	31 469			MAZOUT
			20 823	32 418			
		GASOLINE	6 094	6 094			ESSENCE
BRATHAM	TOTAL - ORIG./DEST.		6 094	6 094			
		FUEL OIL	33 489	33 489			MAZOUT
DALHOUSIE	TOTAL - ORIG./DEST.		33 489	33 489			
		GASOLINE	843	2 850			ESSENCE
BRAND MANAN	TOTAL - ORIG./DEST.	FUEL OIL	164	2 153			MAZOUT
			1 007	5 003			
NEWCASTLE	GASOLINE		844	844			ESSENCE
	TOTAL - ORIG./DEST.	FUEL OIL	2 580	2 580			MAZOUT
			3 424	3 424			
		GASOLINE		2 938			ESSENCE
BAIE COMEAU	TOTAL - ORIG./DEST.	FUEL OIL		625			MAZOUT
				3 563			
CHICOUTIMI	GASOLINE		10 850	30 817			ESSENCE
	TOTAL - ORIG./DEST.	FUEL OIL	28 956	39 154			MAZOUT
			39 806	69 971			
		GASOLINE	9 939	22 210			ESSENCE
GASPE	TOTAL - ORIG./DEST.	FUEL OIL	22 167	34 782			MAZOUT
			32 106	56 992			
GRINDSTONE	GASOLINE		1 261	1 261			ESSENCE
	TOTAL - ORIG./DEST.	FUEL OIL	4 084	4 084		1 002	MAZOUT
			5 345	5 345		1 002	
		GASOLINE	4 312	8 654			ESSENCE
MATANE	TOTAL - ORIG./DEST.	FUEL OIL		6 593			MAZOUT
			4 312	15 247			
MONTREAL	GASOLINE			12 338			ESSENCE
	TOTAL - ORIG./DEST.	FUEL OIL		14 577		998	MAZOUT
				26 915		998	
		FUEL OIL	9 367	16 682			MAZOUT
NEW RICHMOND	TOTAL - ORIG./DEST.		9 367	16 682			
		GASOLINE		6 827			ESSENCE
PORT ALFRED	TOTAL - ORIG./DEST.	FUEL OIL		3 648			MAZOUT
				10 475			
PORT MENIER	GASOLINE			823			ESSENCE
	TOTAL - ORIG./DEST.	FUEL OIL		1 930			MAZOUT
				2 753			
		GASOLINE	17 595	50 515			ESSENCE
QUEBEC	TOTAL - ORIG./DEST.	FUEL OIL	14 346	34 148		71 351	MAZOUT
			31 941	84 663		71 351	

TABLE 4 - ORIGIN AND DESTINATION OF CARGOES HANDLED IN COASTWISE SHIPPING, BY SELECTED CANADIAN PORTS - JUL-SEP, 1981

TABLEAU 4 - ORIGINE ET DESTINATION DES MARCHANDISES MANUTENTIONNEES EN CABOTAGE NATIONAL, SELON CERTAINS PORTS CANADIENS - JUIL-SEPT, 1981

SELECTED PORTS CERTAINS PORTS	ORIGIN OR DEST. ORIGINE DU DEST.	COMMODITY	METRIC TONNES - TONNES METRIQUE				MARCHANDISES
			TONS - TONNES LOADED - CHARGÉES		TONS - TONNES UNLOADED - DECHARGÉES		
			QTR-QUART	YEAR-ANNEE	QTR-QUART	YEAR-ANNEE	
SAINT JOHN	RIMOUSKI	GASOLINE	1 900	12 515			ESSENCE
		FUEL OIL	3 499	14 724			MAZOUT
	<b>TOTAL - ORIG./DEST.</b>		<b>5 399</b>	<b>27 239</b>			
	RIVIERE DU LOUP	GASOLINE	2 643	3 449			ESSENCE
		FUEL OIL	5 832	7 669			MAZOUT
	<b>TOTAL - ORIG./DEST.</b>		<b>8 475</b>	<b>11 118</b>			
	TROIS RIVIERES	GASOLINE	8 238	21 145			ESSENCE
	FUEL OIL	17 591	35 731			MAZOUT	
<b>TOTAL - ORIG./DEST.</b>		<b>25 829</b>	<b>56 876</b>				
QUEBEC-NORTH/NORD	GASOLINE		533	533			ESSENCE
	FUEL OIL		10 189	10 189			MAZOUT
	<b>TOTAL - ORIG./DEST.</b>		<b>10 722</b>	<b>10 722</b>			
QUEBEC-NES/NDA	GASOLINE			3 181			ESSENCE
	FUEL OIL			478			MAZOUT
	<b>TOTAL - ORIG./DEST.</b>			<b>3 659</b>			
CLARKSON	LUBRICATING OIL, GREASE			7 116	7 116	HUILE, GRAISSE LUBRIF.	
<b>TOTAL - ORIG./DEST.</b>				<b>7 116</b>	<b>7 116</b>		
<b>SELECTED PORT TOTAL</b>			<b>465 447</b>	<b>1 554 435</b>	<b>100 814</b>	<b>581 043</b>	<b>TOTAL PAR PORT CHOISI</b>
BATE COMEAU	HALIFAX	GASOLINE				2 786	ESSENCE
		FUEL OIL			8 175	12 132	MAZOUT
	<b>TOTAL - ORIG./DEST.</b>				<b>8 175</b>	<b>14 918</b>	
SAINT JOHN	GASOLINE					2 938	ESSENCE
	FUEL OIL					625	MAZOUT
	<b>TOTAL - ORIG./DEST.</b>					<b>3 563</b>	
BECAINCOUR	ALUMINUM	728	2 784			ALUMINIUM	
<b>TOTAL - ORIG./DEST.</b>		<b>728</b>	<b>2 784</b>				
MATANE	FRESH FRUITS, BERRIES				73	73	FRUITS FRAIS, BAIES
	NON-ALCOHOLIC BEVERAGE				96	96	BOISSONS NON-ALCOOLIQ.
	ALE, BEER, STOUT, PORTER				25	196	ALE, BIÈRE, STOUT, PORTER
DIST. ALCOHOLIC BEV.				24	24	BOISS. ALCOOL. DIST.	
PULPWOOD					3 250	BOIS A PATE	
SLAG, DROSS, BY-PRODUCTS	527	1 492				POUS. GUEUL. SCOR. PROD.	
SULPHUR IN ORES				2 794	7 114	SOUFRE EN MINERAI	
LUMBER AND TIMBER					53	BOIS D OEUVRE ET CHARP	
VENEER, PLYWOOD					285	PLACAGES, CONTRE-PLAQ.	
PULP				17 699	19 361	PATE	
NEWSPRINT PAPER	40 272	135 449				PAPIER JOURNAL	
PAPERBOARD				151	555	CARTON	
WET MACHINE BOARD				121	121	CARTON EN PATE PRESSE	
TEXTILE FAB. MTL NES					196	OUVR. EN MAT. TEXT. NDA	
METALLIC SALTS				158	205	SELS METALLIQUES	
ORGANIC CHEMICALS NES					138	PROD. CHIM. ORGAN. NDA	
POTASH					76	POTASSE	
FERTILIZERS NES					878	ENGRAIS CHIMIQUES NDA	
FUEL OIL					18	MAZOUT	
LUBRICATING OIL, GREASE					41	HUILE, GRAISSE LUBRIF.	
COAL TAR, PITCH					40	GOUDRON, BRAI DE BOUIL.	
PRIMARY IRON, STEEL NES					27	FER, ACIER PRIMAIR. NDA	
BAR AND RODS, STEEL				443	731	BARRES ET TIGES ACIER	
ALUMINUM	8 612	45 307			29	ALUMINIUM	
NON-FERROUS METALS NES					78	METAUX NON-FERREUX NDA	
METAL FAB. BASIC PROD.					2	OUVR. DE BASE EN METAL	
BRICKS, TILES NES					273	BRIQUES, TILES NDA	
NON-MET. MIN. BASIC PROD					58	PROD. MIN. NON-MET. BASE	
MACHINERY NES	60	60		40	40	MACHINES NDA	
EQUIPMENT MISC.		89				MATERIEL DIVERSES	
CONTAINERS, CLOSURES					5	CONTENEURS, FERMETURES	
GENERAL CARGO					35	MARCHANDISES DIVERSES	
<b>TOTAL - ORIG./DEST.</b>		<b>49 471</b>	<b>182 397</b>	<b>22 934</b>	<b>35 486</b>		
MONTREAL	SALT					137	SEL
	LUMBER AND TIMBER					24	BOIS D OEUVRE ET CHARP
	METALLIC SALTS				228	228	SELS METALLIQUES
	GASOLINE				14 962	25 068	ESSENCE
	FUEL OIL				18 779	97 698	MAZOUT
	ALUMINUM		805				ALUMINIUM
	GENERAL CARGO		68			29	MARCHANDISES DIVERSES
<b>TOTAL - ORIG./DEST.</b>			<b>873</b>	<b>33 969</b>	<b>123 184</b>		
PORT MENIER	PULPWOOD				8 214	10 068	BOIS A PATE
<b>TOTAL - ORIG./DEST.</b>					<b>8 214</b>	<b>10 068</b>	
QUEBEC	FUEL OIL				8 524	25 005	MAZOUT
	ALUMINUM	631	1 136				ALUMINIUM
	<b>TOTAL - ORIG./DEST.</b>	<b>631</b>	<b>1 136</b>		<b>8 524</b>	<b>25 005</b>	

TABLE 4 - ORIGIN AND DESTINATION OF CARGOES HANDLED IN COASTWISE SHIPPING, BY SELECTED CANADIAN PORTS - JUL-SEP, 1981

TABLEAU 4 - ORIGINE ET DESTINATION DES MARCHANDISES MANUTENTIONNEES EN CABOTAGE NATIONAL, SELON CERTAINS PORTS CANADIENS - JUIL-SEPT, 1981

METRIC TONNES - TONNES METRIQUE

SELECTED PORTS CERTAINS PORTS	ORIGIN OR DEST. ORIGINE OU DEST.	COMMODITY	TONS - TONNES LOADED - CHARGEES		TONS - TONNES UNLOADED - DECHARGEES		MARCHANDISES	
			QTR-QUART	YEAR-ANNEE	QTR-QUART	YEAR-ANNEE		
BAIE COMEAU	CLARKSON	GASOLINE			601	2 949	ESSENCE	
		FUEL OIL			5 499	10 194	MAZOUT	
	TOTAL - ORIG./DEST.			6 100	13 143			
	GODERICH	SALT			17 925	17 925	SEL	
			TOTAL - ORIG./DEST.			17 925	17 925	
	KINGSTON	BARLEY			6 998	6 998	ORGE	
			TOTAL - ORIG./DEST.			6 998	6 998	
	MIDLAND	WHEAT			21 153	21 153	BLE	
			TOTAL - ORIG./DEST.			21 153	21 153	
	PORT COLBORNE	CORN				32 991	MAIS	
RYE					6 093	6 093	SEIGLE	
TOTAL - ORIG./DEST.				6 093	39 084			
THUNDER BAY	BARLEY			22 471	58 783	ORGE		
		RYE				15 118	SEIGLE	
	WHEAT			256 154	651 093	BLE		
	FLAXSEED				8 867	GRAINE DE LIN		
	RAPESEED			16 571	23 609	GRAINE DE COLZA		
TOTAL - ORIG./DEST.			295 196	757 470				
SELECTED PORT TOTAL			50 830	187 190	435 281	1 067 997	TOTAL PAR PORT CHOISI	
CONTRECOEUR	LONG HARBOUR	PHOSPHATE ROCK	22 712	22 712	25 008	32 701	ROCHE PHOSPHATEE	
		INORGANIC CHEMS. NES			25 008	32 701	PRD.CHIM.INORG.NDA	
	TOTAL - ORIG./DEST.	22 712	22 712	25 008	32 701			
	MONTREAL	IRON AND STEEL SCRAP			667	667	DECHETS DE FER ACIER	
			FUEL OIL			456	1 358	MAZOUT
	TOTAL - ORIG./DEST.			1 123	2 025			
	PORT CARTIER	IRON ORE AND CONC			263 017	891 964	MINERAL, CONC. DE FER	
			TOTAL - ORIG./DEST.			263 017	891 964	
	SEPT ILES	LUMBER AND TIMBER		34	34			BOIS D OEUVRE ET CHARP
			PIG IRON				317	FER EN GUEUSE
PRIMARY IRON, STEEL NES				1 109	1 909	FER, ACIER PRIMAIR. NDA		
STRUCTURAL SHAPES		1 109	1 109			PROFILES DE CONSTRUCT.		
GENERAL CARGO					48	MARCHANDISES DIVERSES		
TOTAL - ORIG./DEST.	1 143	3 417						
HAMILTON	COKE				2 804	COKE		
TOTAL - ORIG./DEST.					2 804			
OSHAWA	RAW SUGAR		4 520			SUCRE BRUT		
TOTAL - ORIG./DEST.			4 520					
THOROLD	ALUMINA, BAUXITE ORES	3 445	3 445			MINERAIS ALUMINE, BAUX.		
TOTAL - ORIG./DEST.		3 445	3 445					
SELECTED PORT TOTAL			27 300	34 094	289 148	929 494	TOTAL PAR PORT CHOISI	
HAVRE ST. PIERRE	SYDNEY	RAILS & TRACK MATERIAL				289	RAILS, MAT. VCLIE FERREE	
		TOTAL - ORIG./DEST.				289		
	BLANC SABLON	ASPHALTS, ROAD OILS	347	347			ASPHALTE, BITUME LIQD.	
		COAL TAR, PITCH	199	199			GOUDRON, BRAI DE BOUIL.	
		MACHINERY NES	21	62	5	23	MACHINES NDA	
		TRUCKS AND CHASSIS	4	4	8	8	CAMIONS ET CHASSIS	
		MOTOR VEHICLE ENGINES			4	4	MOTEURS DE VEH. AUTOM.	
		SHIPS, AIRCRAFT, MIS. VEH				2	NAVIRES, AVIONS, VEH. DIV	
		EQUIPMENT MISC.	8	8			MATERIEL DIVERS	
	GENERAL CARGO	50	121	34	52	MARCHANDISES DIVERSES		
TOTAL - ORIG./DEST.	629	741	51	89				
MONTREAL	GASOLINE			186	1 531	ESSENCE		
FUEL OIL			1 816	5 910	MAZOUT			
TOTAL - ORIG./DEST.			2 002	7 441				
PORT CARTIER	SHIPS, AIRCRAFT, MIS. VEH	3	3			NAVIRES, AVIONS, VEH. DIV		
TOTAL - ORIG./DEST.	3	3						
ST. AUGUSTIN	GENERAL CARGO	8	8			MARCHANDISES DIVERSES		
TOTAL - ORIG./DEST.	8	8						
SEPT ILES	METAL FAB. BASIC PROD.		19			OUVR. DE BASE EN METAL		
MACHINERY NES			2			MACHINES NDA		
EQUIPMENT MISC.			4			MATERIEL DIVERS		
TOTAL - ORIG./DEST.			25					
SOREL	TITANIUM ORE	728 671	1 920 407			MINERAL DE TITANE		
TOTAL - ORIG./DEST.	728 671	1 920 407						

TABLE 4 - ORIGIN AND DESTINATION OF CARGOES HANDLED IN COASTWISE SHIPPING, BY SELECTED CANADIAN PORTS - JUL-SEP, 1981

TABLEAU 4 - ORIGINE ET DESTINATION DES MARCHANDISES MANUTENTIONNEES EN CABOTAGE NATIONAL, SELON CERTAINS PORTS CANADIENS - JUIL-SEPT, 1981

		METRIC TONNES - TONNES METRIQUE					
SELECTED PORTS CERTAINS PORTS	ORIGIN OR DEST. ORIGINE OU DEST.	COMMODITY	TONS - TONNES		TONS - TONNES		MARCHANDISES
			LOADED QTR-QUART	- CHARGÉES YEAR-ANNEE	UNLOADED QTR-QUART	- DECHARGÉES YEAR-ANNEE	
HAVRE ST. PIERRE	QUEBEC-NES/NDA	SAND AND GRAVEL	101	101			SABLE ET GRAVIERS
		WOOD FAB. MATERIALS	1	1			DEMI-PRODUITS EN BOIS
		EXPLOS., FUSES, CAPS	1 125	1 129			EXPLOS., AMCRCS, DET.
		PIPES, TUBES: IRON, STEEL			9	9	TUYAUX, TUBES: FER, ACIER
		COPPER AND ALLOYS	3	3			CUIVRE ET ALLIAGES
		CEMENT	24	24			CIMENT
		NON-MET. MIN. BASIC PROD	6	6			PROD. MIN. NON-MÉT. BASE
		TRACTORS		5			TRACTEURS
		MACHINERY NES	11 919	11 926	57	65	MACHINES NDA
		TRUCKS AND CHASSIS	56	56	61	61	CAMIONS ET CHASSIS
		ROAD MOTOR VEH. NES	17	17			VEH. AUTOM. ROUTIERS NDA
		SHIPS, AIRCRAFT, MIS. VEH				2	NAVIRES, AVIONS, VEH. DIV
		EQUIPMENT MISC.	2	2	11	11	MATERIEL DIVERS
MISC. END PRODUCTS NES	31	31			PRODUITS FINIS OIV. NDA		
GENERAL CARGO	183	577	93	128	MARCHANDISES DIVERSES		
	<b>TOTAL - ORIG./DEST.</b>		<b>13 672</b>	<b>13 878</b>	<b>231</b>	<b>280</b>	
	GODERICH	SALT			6 998	6 998	SEL
	<b>TOTAL - ORIG./DEST.</b>				<b>6 998</b>	<b>6 998</b>	
<b>SELECTED PORT TOTAL</b>			<b>742 783</b>	<b>1 935 062</b>	<b>9 282</b>	<b>15 097</b>	<b>TOTAL PAR PORT CHOISI</b>
MONTREAL	BAIE VERTE	GASOLINE		368			ESSENCE
		FUEL OIL		1 334			MAZOUT
		<b>TOTAL - ORIG./DEST.</b>		<b>1 702</b>			
	BOTWOOD	GASOLINE		5 304			ESSENCE
		FUEL OIL		4 059			MAZOUT
		<b>TOTAL - ORIG./DEST.</b>		<b>9 363</b>			
	CORNER BROOK	GASOLINE	4 841	19 013			ESSENCE
		FUEL OIL	3 218	28 465			MAZOUT
		CONTAINERIZED FREIGHT	19 911	51 475	596	2 575	FRET CONTENEURESE
		<b>TOTAL - ORIG./DEST.</b>	<b>27 970</b>	<b>98 953</b>	<b>596</b>	<b>2 575</b>	
	GOOSE BAY	GASOLINE	5 543	5 543			ESSENCE
		FUEL OIL	10 099	10 099			MAZOUT
		<b>TOTAL - ORIG./DEST.</b>	<b>15 642</b>	<b>15 642</b>			
	HOLYROOD	GASOLINE	1 784	5 421			ESSENCE
		FUEL OIL	1 784	5 421			MAZOUT
		<b>TOTAL - ORIG./DEST.</b>	<b>3 568</b>	<b>10 842</b>			
	LEWISPORTE	GASOLINE	8 470	15 525			ESSENCE
		FUEL OIL	1 078	12 751			MAZOUT
		<b>TOTAL - ORIG./DEST.</b>	<b>9 548</b>	<b>28 276</b>			
	LITTLE BAY	GASOLINE		499			ESSENCE
		FUEL OIL		499			MAZOUT
		<b>TOTAL - ORIG./DEST.</b>		<b>998</b>			
	LONG POND	GASOLINE	1 862	6 865			ESSENCE
FUEL OIL		2 624	7 257			MAZOUT	
METAL FAB. BASIC PROD.			70			GUVR. DE BASE EN METAL	
	<b>TOTAL - ORIG./DEST.</b>	<b>4 486</b>	<b>14 192</b>				
MARYSTOWN	PLATE & SHEET STEEL	955	955			TOLES, FEUILLES D ACIER	
	STRUCTURAL SHAPES	649	649			PROFILES DE CONSTRUCT.	
	<b>TOTAL - ORIG./DEST.</b>	<b>1 604</b>	<b>1 604</b>				
ST. JOHNS	GASOLINE	979	11 361			ESSENCE	
	FUEL OIL	6 226	31 178			MAZOUT	
	CONTAINERIZED FREIGHT	55 464	164 667	2 765	7 609	FRET CONTENEURESE	
	<b>TOTAL - ORIG./DEST.</b>	<b>62 669</b>	<b>207 206</b>	<b>2 765</b>	<b>7 609</b>		
NFLD-NES/T-N -NDA	GASOLINE		2 071			ESSENCE	
	FUEL OIL		2 064			MAZOUT	
	<b>TOTAL - ORIG./DEST.</b>		<b>4 135</b>				
CHARLOTTETOWN	GASOLINE	4 310	12 135			ESSENCE	
	FUEL OIL	6 485	26 193			MAZOUT	
	<b>TOTAL - ORIG./DEST.</b>	<b>10 795</b>	<b>38 328</b>				
HALIFAX	GYP SUM			92 967	187 392	GYPSE	
	GASOLINE		34 782	9 080	9 080	ESSENCE	
	FUEL OIL	9 476	105 729	768	8 942	MAZOUT	
	<b>TOTAL - ORIG./DEST.</b>	<b>9 476</b>	<b>140 511</b>	<b>102 815</b>	<b>205 414</b>		
LITTLE NARROWS	GYP SUM			63 677	131 558	GYPSE	
	FUEL OIL			63 677	131 558	MAZOUT	
	<b>TOTAL - ORIG./DEST.</b>			<b>127 354</b>	<b>263 116</b>		
PICTOU	FUEL OIL		6 163			MAZOUT	
	<b>TOTAL - ORIG./DEST.</b>		<b>6 163</b>				
PORT HAWKESBURY	CRUDE PETROLEUM			102 824	147 308	PETROLEUM BRUT	
	GASOLINE	28 778	38 518			ESSENCE	
	FUEL OIL	82 868	187 805			MAZOUT	



TABLE 4 - ORIGIN AND DESTINATION OF CARGOES HANDLED IN COASTWISE SHIPPING, BY SELECTED CANADIAN PORTS - JUL-SEP, 1981

TABLEAU 4 - ORIGINE ET DESTINATION DES MARCHANDISES MANUTENTIONNEES EN CABOTAGE NATIONAL, SELON CERTAINS PORTS CANADIENS - JUIL-SEPT, 1981

SELECTED PORTS CERTAINS PORTS	ORIGIN OR DEST. ORIGINE OU DEST.	COMMODITY	METRIC TONNES - TONNES METRIQUE		MARCHANDISES		
			TONS LOADED - QTR-QUART	TONNES CHARGÉES YEAR-ANNEE	TONS UNLOADED - QTR-QUART	TONNES DECHARGÉES YEAR-ANNEE	
MONTREAL	PORT HAWKESBURY	PETROL.COAL PRCD.NES			7 412	7 412	DERIVE PETR.CHARB.NDA
	TOTAL - ORIG./DEST.		111 646	226 323	110 236	154 720	
	PUGWASH	SALT			34 153	34 153	SEL
	TOTAL - ORIG./DEST.				34 153	34 153	
	SYDNEY	GASOLINE	15 869	33 239			ESSENCE
	TOTAL - ORIG./DEST.	FUEL OIL	3 907	39 788			MAZOUT
	BATHURST	FUEL OIL		6 622			MAZOUT
	TOTAL - ORIG./DEST.			6 622			
	BELLEDUNE	GASOLINE	8 195	28 397			ESSENCE
	TOTAL - ORIG./DEST.	FUEL OIL	7 347	34 952			MAZOUT
	CHATHAM	GASOLINE		9 623			ESSENCE
	TOTAL - ORIG./DEST.	FUEL OIL	4 154	9 357			MAZOUT
	DALHOUSIE	FUEL OIL		28 662			MAZOUT
	TOTAL - ORIG./DEST.			28 662			
	NEWCASTLE	GASOLINE		1 317			ESSENCE
	TOTAL - ORIG./DEST.	FUEL OIL	5 591	9 697			MAZOUT
	SAINT JOHN	GASOLINE		998		12 338	ESSENCE
	TOTAL - ORIG./DEST.	FUEL OIL		998		14 577	MAZOUT
	N.B.-NES/NDA	FUEL OIL	6 349	6 349		26 915	MAZOUT
	TOTAL - ORIG./DEST.		6 349	6 349			
	BAIE COMBES	SALT		137			SEL
	TOTAL - ORIG./DEST.	LUMBER AND TIMBER		228			BOIS D OEUVRE ET CHARP
		METALLIC SALTS	228	228			SELS METALLIQUES
		GASOLINE	14 962	25 068			ESSENCE
		FUEL OIL	18 779	97 698			MAZOUT
		ALUMINUM				805	ALUMINIUM
		GENERAL CARGO		29		68	MARCHANDISES DIVERSES
	TOTAL - ORIG./DEST.		33 969	123 184		873	
	BLANC SABLON	GASOLINE	203	501			ESSENCE
	TOTAL - ORIG./DEST.	FUEL OIL	350	1 906			MAZOUT
	BLACK CAPE	GASOLINE	1 207	2 989			ESSENCE
	TOTAL - ORIG./DEST.	FUEL OIL	975	3 755			MAZOUT
	CARLETON	PLATE & SHEET STEEL		318			TOLES,FEUILLES D ACIER
	TOTAL - ORIG./DEST.			318			
	CHICOUTIMI	GASOLINE	64 694	142 093			ESSENCE
	TOTAL - ORIG./DEST.	FUEL OIL	44 169	91 237			MAZOUT
	FORESTVILLE	METALLIC SALTS	25	25			SELS METALLIQUES
	TOTAL - ORIG./DEST.	GASOLINE	1 484	1 484			ESSENCE
		FUEL OIL	2 031	2 031			MAZOUT
	TOTAL - ORIG./DEST.		3 540	3 540			
	GASPE	METALLIC SALTS	80	80			SELS METALLIQUES
	TOTAL - ORIG./DEST.	GASOLINE	1 152	7 029			ESSENCE
		FUEL OIL	3 286	15 969			MAZOUT
	TOTAL - ORIG./DEST.		4 518	23 078			
	GRINDSTONE	FISH,FRESH OR FROZEN				10	POISSON,FRAIS CU CONG.
		WHEAT FLOUR	68	68			FARINE DE BLE
		FRUIT,PRES.NOT CANNED	300	300			CONS. FRUITS NON BOITE
		FRUITS, PREP. CANNED	319	876			FRUITS PREP. EN BOITE
		MISC.FOOD PREP.NES	240	695			DIV.PREP.ALIM.NDA
		FEEDS,VEGETABLE DRIGIN	23	23			PROV D ORIGINEVEGETALE
		FEEDS OF ANIMAL DRIGIN			523	726	PROV.DORIGINE ANIMALE
		ALE,BEER, STOUT, PORTER	214	428			ALE,BIERE, STOUT, PORTER
		BOLTS,ROUND TIMBER	284	324			BILLOTS,BOIS RONDS
		LUMBER AND TIMBER	374	1 775			BOIS D OEUVRE ET CHARP
		SAWMILL PRODUCTS NES		36			SCIAGES NDA
		WOOD FAB.MATERIALS		108			DEMI-PRODUITS EN BOIS
		BLOG,PAPER AND BOARD	583	889			PLAQ.CONSTR.,PAP/CART.
		TEXTILE FAB.MTL NES		86			OVR. EN MAT.TEXT.NDA
		FISH,MARINE ANIMAL OIL			261	338	HUIL.DE POISSON,AN.MAR
		DYESTUFF,PIGMENT,PAINT		25			MAT.COLOUR.PIG.PEINTURE
	TOTAL - ORIG./DEST.	GASOLINE	2 185	3 192			ESSENCE

TABLE 4 - ORIGIN AND DESTINATION OF CARGOES HANDLED IN COASTWISE SHIPPING, BY SELECTED CANADIAN PORTS - JUL-SEP, 1981

TABLEAU 4 - ORIGINE ET DESTINATION DES MARCHANDISES MANUTENTIONNEES EN CABOTAGE NATIONAL, SELON CERTAINS PORTS CANADIENS - JUIL-SEPT, 1981

SELECTED PORTS CERTAINS PORTS	ORIGIN OR DEST. ORIGINE OU DEST.	COMMODITY	METRIC TONNES - TONNES METRIQUE				MARCHANDISES	
			TONS - TONNES LOADED - CHARGÉES		TONS - TONNES UNLOADED - DECHARGÉES			
			QTR-QUART	YEAR-ANNEE	QTR-QUART	YEAR-ANNEE		
MONTREAL	GRINDSTONE	FUEL OIL	6 490	8 367			MAZOUT	
		STRUCTURAL SHAPES	395	628			PROFILES DE CONSTRUCT.	
		PIPES, TUBES: IRON, STEEL	50	125			TUYAUX, TUBES: FER, ACIER	
		METAL FAB. BASIC PROD.	645	1 449			OUVR. DE BASE EN METAL	
		CEMENT	285	1 615			CIMENT	
		MACHINERY NES	257	726	109	131	MACHINES NDA	
		PASS. AUTOS AND CHASSIS	14	134			VOITURES PART., CHASSIS	
		EQUIPMENT MISC.		80			MATERIEL DIVERS	
		CONTAINERS, CLOSURES	36	72	81	291	CONTENEURS, FERMETURES	
		GENERAL CARGO	1 158	2 996	202	317	MARCHANDISES DIVERSES	
		TOTAL - ORIG./DEST.		13 920	25 017	1 176	1 813	
	HAVRE ST. PIERRE	GASOLINE		186	1 531			ESSENCE
			FUEL OIL	1 816	5 910			MAZOUT
	TOTAL - ORIG./DEST.		2 002	7 441				
	MATANE	FUEL OIL		6 253	14 291			MAZOUT
			TOTAL - ORIG./DEST.	6 253	14 291			
	MONT LOUIS	FUEL OIL		17 366	34 183			MAZOUT
			TOTAL - ORIG./DEST.	17 366	34 183			
	CONTRECDUR	IRON AND STEEL SCRAP		667	667			DECHETS DE FER ACIER
			FUEL OIL	456	1 358			MAZOUT
	TOTAL - ORIG./DEST.		1 123	2 025				
LANORAIE	FUEL OIL			974			MAZOUT	
		TOTAL - ORIG./DEST.		974				
VARENNES	FUEL OIL		7 697	7 697	29 244		MAZOUT	
		TOTAL - ORIG./DEST.	7 697	7 697	29 244			
NEW RICHMOND	SALT			200			SEL	
		GASOLINE		2 344			ESSENCE	
		FUEL OIL		8 777			MAZOUT	
TOTAL - ORIG./DEST.			11 321					
PASPEBIAC	SALT			73			SEL	
		TOTAL - ORIG./DEST.		73				
POINT AU PIC	SALT			146			SEL	
		TOTAL - ORIG./DEST.		146				
PORT ALFRED	FUEL OIL		41 443	84 895			MAZOUT	
		TOTAL - ORIG./DEST.	41 443	84 895				
PORT CARTIER	GASOLINE			6 330			ESSENCE	
		FUEL OIL	27 737	130 772			MAZOUT	
		RAILS & TRACK MATERIAL		44			RAILS, MAT. VIE FERREE	
TOTAL - ORIG./DEST.		27 737	137 146					
QUEBEC	ORGANIC CHEMICALS NES		1 402	1 402			PROD. CHIM. ORGAN. NDA	
		GASOLINE	112 051	362 293		7 280	ESSENCE	
		FUEL OIL	78 328	287 190	23 551	104 061	MAZOUT	
		STRUCTURAL SHAPES				45	PROFILES DE CONSTRUCT.	
TOTAL - ORIG./DEST.		191 781	650 885	23 551	111 386			
RIMOUSKI	METALLIC SALTS		81	81	30	30	SELS METALLIQUES	
		GASOLINE	56 103	140 433			ESSENCE	
		FUEL OIL	32 903	101 386			MAZOUT	
TOTAL - ORIG./DEST.		89 087	241 900	30	30			
RIVIERE DU LOUP	SALT			167			SEL	
		TOTAL - ORIG./DEST.		167				
STE. ANNE DES MONTS	METALLIC SALTS		181	181			SELS METALLIQUES	
		TOTAL - ORIG./DEST.	181	181				
ST. AUGUSTIN	GASOLINE		50	213			ESSENCE	
		FUEL OIL	438	1 057			MAZOUT	
TOTAL - ORIG./DEST.		488	1 270					
SEPT ILES	SALT		317	317			SEL	
		LUMBER AND TIMBER	137	137			BOIS D OEUVRE ET CHARP	
		METALLIC SALTS	3 272	3 272			SELS METALLIQUES	
		GASOLINE	13 303	46 793			ESSENCE	
		FUEL OIL	43 444	206 871			MAZOUT	
		CASTINGS, FORGINGS		2 309			MOUL. PIECES FORGEES	
		STRUCTURAL SHAPES	38	38			PROFILES DE CONSTRUCT.	
		CEMENT	1 996	2 280			CIMENT	
		CONTAINERS, CLOSURES				68	CONTENEURS, FERMETURES	
		GENERAL CARGO	5 422	11 088	54	54	MARCHANDISES DIVERSES	
		TOTAL - ORIG./DEST.		67 929	273 105	54	122	
SOREL	FUEL OIL		2 177	3 940			MAZOUT	
		TOTAL - ORIG./DEST.	2 177	3 940				

TABLE 4 - ORIGIN AND DESTINATION OF CARGOES HANDLED IN COASTWISE SHIPPING, BY SELECTED CANADIAN PORTS - JUL-SEP, 1981

TABLAU 4 - ORIGINE ET DESTINATION DES MARCHANDISES MANUTENTIONNEES EN CABOTAGE NATIONAL, SELON CERTAINS PORTS CANADIENS -  
JUIL-SEPT, 1981

SELECTED PORTS CERTAINS PORTS	ORIGIN OR DEST. ORIGINE OU DEST.	COMMODITY	METRIC TONNES - TONNES METRIQUE				MARCHANDISES
			TONS - TONNES		TONS - TONNES		
			LOADED - QTR-QUART	CHARGEES YEAR-ANNEE	UNLOADED - QTR-QUART	DECHARGEES YEAR-ANNEE	
MONTREAL	TROIS RIVIERES	GASOLINE					ESSENCE
		FUEL OIL	45 155	163 365			MAZOUT
	<b>TOTAL - ORIG./DEST.</b>		<b>45 155</b>	<b>163 844</b>			
QUEBEC-NORTH/NORD	FROZEN FRUITS, BERRIES MISC. FOOD PREP. NES ALE, BEER, STOUT, PORTER LUMBER AND TIMBER PAPERBOARD BLDG. PAPER AND BOARD METALLIC SALTS INORGANIC CHEMS. NES GASOLINE FUEL OIL PETROL. COAL PROD. NES PLATE & SHEET STEEL NON-MET. MIN. BASIC PROD MACHINERY NES ROAD MOTOR VEH. NES RUBBER TIRES AND TUBES EQUIPMENT MISC. PERSONAL, HSEHOLD GOODS CONTAINERS, CLDSURES GENERAL CARGO		2	2			FRUITS CONGELES, BAIES
			197	197			DIV. PREP. ALIM. NOA
			16	16			ALE, BIERE, STOUT, PORTER
			16	16			BOIS D'OEUVRE ET CHARP
			135	135			CARTON
			104	104			PLAQ. CONSTR., PAP/CART.
			109	109			SELS METALLIQUES
			13	13			PRDD. CHIM. INORG. NOA
			14 880	14 880			ESSENCE
			9 777	9 777			MAZOUT
			2	2			DERIVE PETR. CHARB. NOA
			110	110			TOLES, FEUILLES D'ACIER
			5	5			PROD. MIN. NON-MET. BASE
			549	549			MACHINES NOA
			19	19			VEH. AUTOM. ROUTIERS NOA
			16	16			PNEUS, CHAMBRES A AIR
			194	194			MATERIEL DIVERS
	56	56			ART. PERS. ET MENAGERS		
			40	40	CONTENEURS, FERMETURES		
			5	5	MARCHANDISES DIVERSES		
	<b>TOTAL - ORIG./DEST.</b>		<b>3 002</b>	<b>3 002</b>	<b>45</b>	<b>45</b>	
	<b>29 202</b>	<b>29 202</b>					
QUEBEC-NES/NOA	SALT METALLIC SALTS GASOLINE FUEL OIL DRAIN TILES, PIPES CEMENT TRACTORS MACHINERY NES			44			SEL
			127	127			SELS METALLIQUES
			54	956			ESSENCE
			220	1 270			MAZOUT
					3		TUILES TUY. DE DRAINAGE
			20	20			CIMENT
				57			TRACTEURS
	145	145			MACHINES NOA		
	<b>TOTAL - ORIG./DEST.</b>	<b>566</b>	<b>2 622</b>				
AMHERSTBURG	METALLIC SALTS GASOLINE FUEL OIL				7 983	20 929	SELS METALLIQUES
				3 437			ESSENCE
				4 794			MAZOUT
	<b>TOTAL - ORIG./DEST.</b>		<b>8 231</b>		<b>7 983</b>	<b>20 929</b>	
CLARKSON	GASOLINE FUEL OIL PETROL. COAL PROD. NES					2 233	ESSENCE
				12 913		12 835	MAZOUT
					7 711	23 621	DERIVE PETR. CHARB. NOA
	<b>TOTAL - ORIG./DEST.</b>		<b>12 913</b>		<b>7 711</b>	<b>38 689</b>	
GODERICH	SALT				123 913	140 403	SEL
					123 913	140 403	
HAMILTON	FUEL OIL		3 877	3 877			MAZOUT
			<b>3 877</b>	<b>3 877</b>			
KINGSTON	WHEAT					24 636	BLE
						24 636	
MARATHON	FUEL OIL			6 127			MAZOUT
				<b>6 127</b>			
MORRISBURG	FUEL OIL			38 035			MAZOUT
				<b>38 035</b>			
NANTICOKE	FUEL OIL				9 353	37 397	MAZOUT
					<b>9 353</b>	<b>37 397</b>	
OAKVILLE	GASOLINE FUEL OIL			3 134			ESSENCE
					6 291	17 396	MAZOUT
	<b>TOTAL - ORIG./DEST.</b>		<b>3 134</b>		<b>6 291</b>	<b>17 396</b>	
OSHAWA	GASOLINE					8 924	ESSENCE
						8 924	
OWEN SOUND	WHEAT				14 096	14 096	BLE
					<b>14 096</b>	<b>14 096</b>	
PARRY SOUND	GASOLINE			785			ESSENCE
				<b>785</b>			
PORT COLBORNE	FUEL OIL		13 590	19 162			MAZOUT
			<b>13 590</b>	<b>19 162</b>			
PORT MCNICOLL	WHEAT					4 536	BLE
						4 536	
SARNIA	GASOLINE FUEL OIL LUBRICATING OIL, GREASE		12 521	21 938	26 695	26 695	ESSENCE
			13 794	47 207	134 267	292 411	MAZOUT
			12 447	19 323			HUILE, GRAISSE LUBRIF.

TABLE 4 - ORIGIN AND DESTINATION OF CARGOES HANDLED IN COASTWISE SHIPPING, BY SELECTED CANADIAN PORTS - JUL-SEP, 1981

TABLEAU 4 - ORIGINE ET DESTINATION DES MARCHANDISES MANUTENTIONNEES EN CABOTAGE NATIONAL, SELON CERTAINS PORTS CANADIENS - JUIL-SEPT, 1981

SELECTED PORTS CERTAINS PORTS	ORIGIN OR DEST. ORIGINE OU DEST.	COMMODITY	METRIC TONNES - TONNES METRIQUE				MARCHANDISES
			TONS - TONNES LOADED - CHARGÉES		TONS - TONNES UNLOADED - DECHARGÉES		
			QTR-QUART	YEAR-ANNEE	QTR-QUART	YEAR-ANNEE	
MONTREAL	SARNIA	PETROL.COAL PROD.NES	12 918	27 081	1 524	2 399	DERIVE PETR.CHARB.NDA
	<b>TOTAL - ORIG./DEST.</b>		<b>51 590</b>	<b>115 549</b>	<b>162 486</b>	<b>321 505</b>	
	SAULT STE. MARIE	FUEL OIL	3 689	14 654			MAZOUT
	<b>TOTAL - ORIG./DEST.</b>		<b>3 689</b>	<b>14 654</b>			
	THUNDER BAY	BARLEY			115 951	230 448	ORGE
		OATS			9 462	24 350	AVOINE
		RYE			2 717	2 717	SEIGLE
		WHEAT			702 209	1 635 568	BLE
		FLAXSEED				5 373	GRAINE DE LIN
		POTASH			22 294	22 294	POTASSE
	<b>TOTAL - ORIG./DEST.</b>	PLATE & SHEET STEEL	<b>3 039</b>	<b>14 846</b>	<b>852 633</b>	<b>1 920 750</b>	TOLES,FEUILLES D ACIER
	<b>TOTAL - ORIG./DEST.</b>		<b>3 039</b>	<b>14 846</b>			
	TORONTO	WHEAT			6 199	6 199	BLE
		FUEL OIL			16 146	47 741	MAZOUT
		CEMENT			544	544	CIMENT
	<b>TOTAL - ORIG./DEST.</b>				<b>22 889</b>	<b>54 484</b>	
	WINDSOR	SALT			78 006	237 638	SEL
	<b>TOTAL - ORIG./DEST.</b>				<b>78 006</b>	<b>237 638</b>	
	FROBISHER BAY	MISC.FOOD PREP.NES	48	48			DIV.PREP.ALIM.NDA
		NON-ALCOHOLIC BEVERAGE	15	15			BOISSONS NON-ALCOOLIQ.
		ALE,BEER,STOUT,PORTER	61	61			ALE,BIERE,STOUT,PORTER
		DIST.ALCOHOLIC BEV.	55	55			BOISS.ALCOOL.DIST.
		LUMBER AND TIMBER	85	85			BOIS D OEUVRE ET CHARP
		BLDG.PAPER AND BOARD	1 453	1 453			PLAQ.CONSTR.,PAP/CART.
		GASOLINE	8 730	8 730			ESSENCE
		FUEL OIL	24 146	24 146			MAZOUT
		PETROL.COAL PROD.NES	83	83			DERIVE PETR.CHARB.NDA
		MACHINERY NES	148	148	16	16	MACHINES NDA
		ROAD MOTOR VEH. NES	36	36			VEH.AUTOM.ROUTIERS NDA
		CONTAINERS,CLOSURES	93	93	20	20	CONTENEURS,FERMETURES
		MISC. END PRODUCTS NES	82	82			PRODUITS FINIS DIV.NDA
	<b>TOTAL - ORIG./DEST.</b>	GENERAL CARGO	<b>1 688</b>	<b>1 688</b>	<b>36</b>	<b>36</b>	MARCHANDISES DIVERSES
	<b>TOTAL - ORIG./DEST.</b>		<b>36 723</b>	<b>36 723</b>			
	NWT-NES/TND-NDA	FROZEN FRUITS, BERRIES	4	4			FRUITS CONGELES, BAIE
		MISC.FOOD PREP.NES	68	68			DIV.PREP.ALIM.NDA
		LUMBER AND TIMBER	278	278			BOIS D OEUVRE ET CHARP
		VENEER,PLYWOOD	12	12			PLACAGES,CONTRE-PLAQ.
		COOPERAGE STOCK	32	32			DEMI-PRD.TONNELLERIE
		PAPER NES	3	3			PAPIER NDA
		PAPERBOARD	1	1			CARTON
		BLDG.PAPER AND BOARD	527	527			PLAQ.CONSTR.,PAP/CART.
		ORGANIC CHEMICALS NES	455	455			PROD.CHIM.ORGAN.NDA
		GASOLINE	4 869	4 869			ESSENCE
		FUEL OIL	49 016	49 016			MAZOUT
		PETROL.COAL PROD.NES	12	12			DERIVE PETR.CHARB.NDA
		BARNS AND RODS,STEEL	50	50			BARRES ET TIGES ACIER
		STRUCTURAL SHAPES	22	22			PROFILES DE CONSTRUCT.
		PIPES,TUBES:IRON,STEEL	767	767			TUYAUX,TUBES:FER,ACIER
		WIRE	43	43			FIL METALLIQUE
		CEMENT	1 293	1 293			CIMENT
		NON-MET.MIN.BASIC PROD	1 456	1 456			PROD.MIN.NON-MET.BASE
		MACHINERY NES	110	110	47	47	MACHINES NDA
		TRUCKS AND CHASSIS	8	8	11	11	CAMIONS ET CHASSIS
		ROAD MOTOR VEH. NES	4	4			VEH.AUTOM.ROUTIERS NDA
		SHIPS,AIRCRAFT,MIS.VEH	4	4			NAVIRES,AVIONS,VEH.DIV
		EQUIPMENT MISC.	1 150	1 150	1	1	MATERIEL DIVERS
		PERSONAL,HSEHOLD GOODS			2	2	ART.PERS. ET MENAGERS
		CONTAINERS,CLOSURES	618	618	41	41	CONTENEURS,FERMETURES
		MISC. END PRODUCTS NES	16	16			PRODUITS FINIS DIV.NDA
	<b>TOTAL - ORIG./DEST.</b>	GENERAL CARGO	<b>3 057</b>	<b>3 057</b>	<b>39</b>	<b>39</b>	MARCHANDISES DIVERSES
	<b>TOTAL - ORIG./DEST.</b>		<b>63 875</b>	<b>63 875</b>	<b>141</b>	<b>141</b>	
<b>SELECTED PORT TOTAL</b>			<b>1 181 147</b>	<b>3 430 156</b>	<b>1 624 636</b>	<b>3 548 017</b>	<b>TOTAL PAR PORT CHOISI</b>
PORT CARTIER	PORT HAWKESBURY	GASOLINE				705	ESSENCE
		FUEL OIL				11 031	MAZOUT
	<b>TOTAL - ORIG./DEST.</b>					<b>11 736</b>	
	SYDNEY	RAILS & TRACK MATERIAL				608	RAILS,MAT.VOIE FERREE
	<b>TOTAL - ORIG./DEST.</b>					<b>608</b>	
	BELLEDUNE	SULPHURIC ACID		3 386			ACIDE SULFURIQUE
	<b>TOTAL - ORIG./DEST.</b>			<b>3 386</b>			
	BLANC SABLON	LUBRICATING OIL, GREASE	5	5			HUILE,GRAISSE LUBRIF.
		GENERAL CARGO	1	1			MARCHANDISES DIVERSES
	<b>TOTAL - ORIG./DEST.</b>		<b>6</b>	<b>6</b>			
	HAVRE ST. PIERRE	SHIPS,AIRCRAFT,MIS.VEH			3	3	NAVIRES,AVIONS,VEH.DIV
	<b>TOTAL - ORIG./DEST.</b>				<b>3</b>	<b>3</b>	



TABLE 4 - ORIGIN AND DESTINATION OF CARGOES HANDLED IN COASTWISE SHIPPING, BY SELECTED CANADIAN PORTS - JUL-SEP, 1981

TABLÉAU 4 - ORIGINE ET DESTINATION DES MARCHANDISES MANUTENTIONNÉES EN CABOTAGE NATIONAL, SELON CERTAINS PORTS CANADIENS - JUIL-SEPT, 1981

SELECTED PORTS CERTAINS PORTS	ORIGIN OR DEST. ORIGINE OU DEST.	COMMODITY	TONS - TONNES LOADED - CHARGÉES		TONS - TONNES UNLOADED - DECHARGÉES		MARCHANDISES
			QTR-QUART	YEAR-ANNEE	QTR-QUART	YEAR-ANNEE	
PORT CARTIER	MONTREAL	GASOLINE FUEL OIL RAILS & TRACK MATERIAL			27 737	6 330 130 772 44	ESSENCE MAZOUT RAILS, MAT. VOIE FERREE
	TOTAL - ORIG./DEST.				27 737	137 146	
	CONTRECOEUR	IRON ORE AND CONC	263 017	891 964			MINÉRAI, CONC. DE FER
	TOTAL - ORIG./DEST.		263 017	891 964			
	PORT MENIER	PULPMOOD MACHINERY NES			681	681	BOIS A PATE MACHINES NOA
	TOTAL - ORIG./DEST.		136	136	681	681	
	QUEBEC	FUEL OIL				13 192	MAZOUT
	TOTAL - ORIG./DEST.					13 192	
	QUEBEC-NES/NOA	LUMBER AND TIMBER EXPLOS., FUSES, CAPS LUBRICATING OIL, GREASE CEMENT BASIC PROD. GENERAL CARGO	10 3 1 6	10 4 1 8			BOIS D OEUVRE ET CHARP EXPLOS., AMORCES, DET. HUILE, GRAISSE LUBRIF. OUVR. DE BASE CIMENT MARCHANDISES DIVERSES
	TOTAL - ORIG./DEST.		20	386		5	5
CLARKSON	GASOLINE FUEL OIL			3 020 3 837	3 020 3 837	ESSENCE MAZOUT	
	TOTAL - ORIG./DEST.			6 857	6 857		
GODERICH	WHEAT			43 214	43 214	BLE	
	TOTAL - ORIG./DEST.			43 214	43 214		
HAMILTON	DOLOMITE			25 393	25 393	DOLOMITE	
	TOTAL - ORIG./DEST.			25 393	25 393		
PORT MCNICOLL	WHEAT			30 472	30 472	BLE	
	TOTAL - ORIG./DEST.			30 472	30 472		
PRESCOTT	WHEAT			19 091	19 091	BLE	
	TOTAL - ORIG./DEST.			19 091	19 091		
SARNIA	WHEAT			48 848	48 848	BLE	
	TOTAL - ORIG./DEST.			48 848	48 848		
THUNDER BAY	BARLEY WHEAT			243 087 494 650	243 087 1 061 677	ORGE BLE	
	TOTAL - ORIG./DEST.			737 737	1 304 764		
WINDSOR	WHEAT			18 524	18 524	BLE	
	TOTAL - ORIG./DEST.			18 524	18 524		
SELECTED PORT TOTAL			263 179	895 878	958 557	1 660 534	TOTAL PAR PORT CHOISI
QUEBEC	BAIE VERTE	GASOLINE FUEL OIL		523 4 202			ESSENCE MAZOUT
	TOTAL - ORIG./DEST.			4 725			
	BOTWOOD	GASOLINE FUEL OIL	6 937 10 224	6 937 32 634			ESSENCE MAZOUT
	TOTAL - ORIG./DEST.		17 161	39 571			
	CLARENVILLE	ASPHALTS, ROAD OILS	7 745	12 794			ASPHALTE, BITUME LIQD.
	TOTAL - ORIG./DEST.		7 745	12 794			
	CORNER BROOK	GASOLINE FUEL OIL	3 445 16 379	10 302 30 983			ESSENCE MAZOUT
	TOTAL - ORIG./DEST.		19 824	41 285			
	GOCSE BAY	GASOLINE FUEL OIL	3 743 3 006	3 743 3 006			ESSENCE MAZOUT
	TOTAL - ORIG./DEST.		6 749	6 749			
	HOLYROOD	GASOLINE FUEL OIL		2 472 2 844			ESSENCE MAZOUT
	TOTAL - ORIG./DEST.		2 038	5 316			
	LEWISPORTE	FUEL OIL	2 530	2 530			MAZOUT
	TOTAL - ORIG./DEST.		2 530	2 530			
	LITTLE BAY	GASOLINE FUEL OIL	940 942	940 1 667			ESSENCE MAZOUT
	TOTAL - ORIG./DEST.		1 882	2 607			
	MARYSTOWN	GASOLINE FUEL OIL		1 923 2 910			ESSENCE MAZOUT
	TOTAL - ORIG./DEST.			4 833			
PORT AUX BASQUES	FUEL OIL		12 182			MAZOUT	
TOTAL - ORIG./DEST.			12 182				

TABLE 4 - ORIGIN AND DESTINATION OF CARGOES HANDLED IN COASTWISE SHIPPING, BY SELECTED CANADIAN PORTS - JUL-SEP, 1981

TABLEAU 4 - ORIGINE ET DESTINATION DES MARCHANDISES MANUTENTIONNEES EN CABOTAGE NATIONAL, SELON CERTAINS PORTS CANADIENS - JUIL-SEPT, 1981

SELECTED PORTS CERTAINS PORTS	ORIGIN OR DEST. ORIGINE OU DEST.	COMMODITY	TONS - TONNES		TONS - TONNES		MARCHANDISES
			LOADED QTR-QUART	- CHARGÉES YEAR-ANNEE	UNLOADED QTR-QUART	- DÉCHARGÉES YEAR-ANNEE	
QUEBEC	ST. JOHNS	FUEL OIL		6 422			MAZOUT
	TOTAL - ORIG./DEST.			6 422			
	STEPHENVILLE	FUEL OIL		3 368			MAZOUT
		ASPHALTS, ROAD OILS	7 774	10 325			ASPHALTE, BITUME LIQD.
	TOTAL - ORIG./DEST.		7 774	13 693			
	NFLD-NES/T-N-NDA	GASOLINE		954			ESSENCE
		FUEL OIL	7 827	10 767			MAZOUT
	TOTAL - ORIG./DEST.		8 781	11 721			
	CHARLOTTETOWN	FUEL OIL		302			MAZOUT
	TOTAL - ORIG./DEST.			302			
	HALIFAX	GASOLINE			3 088	3 088	ESSENCE
		FUEL OIL			3 088	3 088	MAZOUT
	TOTAL - ORIG./DEST.				6 176	6 176	
	PORT HAWKESBURY	CRUDE PETROLEUM				29 299	PETROLE BRUT
		GASOLINE	8 190	8 190		1 190	ESSENCE
		FUEL OIL		6 708		2 660	MAZOUT
	TOTAL - ORIG./DEST.		8 190	14 898		33 149	
	SYDNEY	GASOLINE		2 820			ESSENCE
		FUEL OIL		19 545			MAZOUT
	TOTAL - ORIG./DEST.			22 365			
	BELLEDUNE	FUEL OIL		8 038			MAZOUT
	TOTAL - ORIG./DEST.			8 038			
	SAINT JOHN	GASOLINE			17 595	50 515	ESSENCE
		FUEL OIL		71 351	14 346	34 148	MAZOUT
	TOTAL - ORIG./DEST.			71 351	31 941	84 663	
	BAIE COMEAU	FUEL OIL	8 524	25 095			MAZOUT
		ALUMINIUM			631	1 136	ALUMINIUM
	TOTAL - ORIG./DEST.		8 524	25 095	631	1 136	
	CHANDLER	FUEL OIL	8 782	26 020			MAZOUT
	TOTAL - ORIG./DEST.		8 782	26 020			
	CHICOUTIMI	GASOLINE		3 976			ESSENCE
		FUEL OIL	36 663	77 092			MAZOUT
	TOTAL - ORIG./DEST.		36 663	81 068			
	FORESTVILLE	PULPHOOD			348 402	522 604	BOIS A PATE
		GASOLINE	371	371			ESSENCE
		FUEL OIL	3 057	3 057			MAZOUT
	TOTAL - ORIG./DEST.		3 428	3 428	348 402	522 604	
	MONTREAL	ORGANIC CHEMICALS NES			1 402	1 402	PROD. CHIM. ORGAN. NDA
		GASOLINE		7 280	112 051	362 293	ESSENCE
		FUEL OIL	23 551	104 061	78 328	287 190	MAZOUT
		STRUCTURAL SHAPES		45			PROFILES DE CONSTRUCT.
	TOTAL - ORIG./DEST.		23 551	111 386	191 781	650 885	
	VARENNES	FUEL OIL				4 065	MAZOUT
	TOTAL - ORIG./DEST.					4 065	
	PORT ALFRED	FUEL OIL	6 475	14 058			MAZOUT
	TOTAL - ORIG./DEST.		6 475	14 058			
	PORT CARTIER	FUEL OIL		13 192			MAZOUT
	TOTAL - ORIG./DEST.			13 192			
	RIMOUSKI	GASOLINE	5 354	8 681			ESSENCE
		FUEL OIL	1 527	8 944			MAZOUT
	TOTAL - ORIG./DEST.		6 881	17 625			
	SEPT ILES	IRON AND STEEL SCRAP				484	DECHETS DE FER ACIER
		FUEL OIL	13 396	99 673			MAZOUT
		ASPHALTS, ROAD OILS	7 785	7 785			ASPHALTE, BITUME LIQD.
	TOTAL - ORIG./DEST.		21 181	107 458		484	
	POINT NOIRE	FUEL OIL	39 993	99 492			MAZOUT
	TOTAL - ORIG./DEST.		39 993	99 492			
	TRCIS RIVIERES	INORGANIC CHEMS. NES		9 097			PROD. CHIM. INORG. NDA
		FUEL OIL		15 543			MAZOUT
	TOTAL - ORIG./DEST.			24 640			
	QUEBEC-NES/NDA	GENERAL CARGO		125			MARCHANDISES DIVERSES
	TOTAL - ORIG./DEST.			125			
	AMHERSTBURG	METALLIC SALTS			5 727	22 561	SELS METALLIQUES
	TOTAL - ORIG./DEST.				5 727	22 561	

TABLE 4 - ORIGIN AND DESTINATION OF CARGOES HANDLED IN COASTWISE SHIPPING, BY SELECTED CANADIAN PORTS - JUL-SEP, 1981  
 TABLEAU 4 - ORIGINE ET DESTINATION DES MARCHANDISES MANUTENTIONNEES EN CABOTAGE NATIONAL, SELON CERTAINS PORTS CANADIENS -  
 JUIL-SEPT, 1981

SELECTED PORTS CERTAINS PORTS	ORIGIN OR DEST. ORIGINE OU DEST.	COMMODITY	TONS - TONNES		TONS - TONNES		MARCHANDISES
			LOADED QTR-QUART	- CHARGES YEAR-ANNEE	UNLOADED QTR-QUART	- DECHARGES YEAR-ANNEE	
QUEBEC	CLARKSON	GASOLINE			4 990	17 746	ESSENCE
		FUEL OIL			8 325	22 376	MAZOUT
	TOTAL - ORIG./DEST.				13 315	40 122	
	GODERICH	SALT			27 442	27 442	SEL
	TOTAL - ORIG./DEST.				27 442	27 442	
	HAMILTON	IRON ORE AND CONC		22 242			MINERAI, CONC. DE FER
	TOTAL - ORIG./DEST.			22 242			
	KINGSTON	FUEL OIL	1 531	26 855			MAZOUT
	TOTAL - ORIG./DEST.		1 531	26 855			
	PORT COLBORNE	FUEL OIL		5 741			MAZOUT
	TOTAL - ORIG./DEST.			5 741			
	PORT MCNICOLL	WHEAT			12 810	12 810	BLE
	TOTAL - ORIG./DEST.				12 810	12 810	
	ST. CATHARINES	FUEL OIL	7 143	15 607			MAZOUT
	TOTAL - ORIG./DEST.		7 143	15 607			
	SARNIA	WHEAT			9 159	9 159	BLE
		ORGANIC CHEMICALS NES			6 309	7 847	PROD. CHIM. ORGAN. NDA
		FUEL OIL				34 284	MAZOUT
	TOTAL - ORIG./DEST.				15 468	51 290	
	SAULT STE. MARIE	COKE				12 780	COKE
TOTAL - ORIG./DEST.					12 780		
THUNDER BAY	BARLEY			388 170	751 993	ORGE	
	DATS			16 612	35 155	AVOINE	
	WHEAT			442 635	1 115 681	BLE	
TOTAL - ORIG./DEST.				847 417	1 902 829		
TORONTO	FUEL OIL		2 604			MAZOUT	
	ASPHALTS, ROAD OILS	8 568	11 123			ASPHALTE, BITUME LIQD.	
TOTAL - ORIG./DEST.		8 568	13 727				
WINDSOR	SALT				34 598	SEL	
TOTAL - ORIG./DEST.					34 598		
WWT-NES/TNO-NDA	FUEL OIL	8 041	8 041			MAZOUT	
TOTAL - ORIG./DEST.		8 041	8 041				
<b>SELECTED PORT TOTAL</b>			<b>263 435</b>	<b>897 092</b>	<b>1 501 110</b>	<b>3 407 594</b>	<b>TOTAL PAR PORT CHOISI</b>
SEPT ILES	CORNER BROOK	CEMENT			1 578	1 578	CIMENT
	TOTAL - ORIG./DEST.				1 578	1 578	
	HOLYROOD	GASOLINE				3 736	ESSENCE
		FUEL OIL			52 211	83 649	MAZOUT
	TOTAL - ORIG./DEST.				52 211	87 385	
	HALIFAX	GASOLINE			866	866	ESSENCE
		FUEL OIL			866	25 858	MAZOUT
	TOTAL - ORIG./DEST.				1 732	26 724	
	PUGWASH	SALT			1 000	1 000	SEL
	TOTAL - ORIG./DEST.				1 000	1 000	
	SYDNEY	IRON ORE AND CONC	140 866	260 481			MINERAI, CONC. DE FER
		RAILS & TRACK MATERIAL			411	411	RAILS, MAT. VOIE FERREE
	TOTAL - ORIG./DEST.		140 866	260 481	411	411	
	BECANOUR	RAILS & TRACK MATERIAL				386	RAILS, MAT. VOIE FERREE
	TOTAL - ORIG./DEST.					386	
	BLANC SABLON	ASPHALTS, ROAD OILS	651	876			ASPHALTE, BITUME LIQD.
		MACHINERY NES		45			MACHINES NDA
		TRUCKS AND CHASSIS		8			CAMIONS ET CHASSIS
		GENERAL CARGO	405	741	104	190	MARCHANDISES DIVERSES
	TOTAL - ORIG./DEST.		1 056	1 670	104	190	
HAVRE ST. PIERRE	METAL FAB. BASIC PROD.				19	OUVR. DE BASE EN METAL	
	MACHINERY NES				2	MACHINES NDA	
	EQUIPMENT MISC.				4	MATERIEL DIVERS	
TOTAL - ORIG./DEST.					25		
MONTREAL	SALT			317	317	SEL	
	LUMBER AND TIMBER			137		BOIS D OEUVRE ET CHARP	
	METALLIC SALTS			3 272	3 272	SELS METALLIQUES	
	GASOLINE			13 303	46 793	ESSENCE	
	FUEL OIL			43 444	206 871	MAZOUT	
	CASTINGS, FORGINGS				2 309	MOUL. PIÈCES FORGÉES	

TABLE 4 - ORIGIN AND DESTINATION OF CARGOES HANDLED IN COASTWISE SHIPPING, BY SELECTED CANADIAN PORTS - JUL-SEP, 1981  
 TABLEAU 4 - ORIGINE ET DESTINATION DES MARCHANDISES MANUTENTIONNEES EN CABOTAGE NATIONAL, SELON CERTAINS PORTS CANADIENS - JUIL-SEPT, 1981

SELECTED PORTS CERTAINS PORTS	ORIGIN OR DEST. ORIGINE OU DEST.	COMMODITY	TONS - TONNES		TONS - TONNES		MARCHANDISES
			LOADED - CHARGES QTR-QUART	YEAR-ANNEE	UNLOADED - DECHARGEES QTR-QUART	YEAR-ANNEE	
SEPT ILES	MONTREAL	STRUCTURAL SHAPES			38	38	PROFILES DE CONSTRUCT.
		CEMENT			1 996	2 280	CIMENT
		CONTAINERS,CLOSURES		68			CONTENEURS,FERMETURES
		GENERAL CARGO	54	54	5 422	11 088	MARCHANDISES DIVERSES
	<b>TOTAL - ORIG./DEST.</b>		<b>54</b>	<b>122</b>	<b>67 929</b>	<b>273 105</b>	
	CONTRECOEUR	LUMBER AND TIMBER			34	34	BOIS D OEUVRE ET CHARP
		PIG IRON				317	FER EN GUEUSE
		PRIMARY IRON,STEEL NES			1 109	1 909	FER,ACIER PRIMAIR.NDA
		STRUCTURAL SHAPES				1 109	PROFILES DE CONSTRUCT.
		GENERAL CARGO				48	MARCHANDISES DIVERSES
<b>TOTAL - ORIG./DEST.</b>				<b>1 143</b>	<b>3 417</b>		
VARENNES	FUEL OIL				8 161	MAZOUT	
<b>TOTAL - ORIG./DEST.</b>					<b>8 161</b>		
POINT AU PIC	RAILS & TRACK MATERIAL			1 721	5 215	RAILS,MAT.VOIE FERREE	
<b>TOTAL - ORIG./DEST.</b>				<b>1 721</b>	<b>5 215</b>		
QUEBEC	IRON AND STEEL SCRAP		484		13 396	99 673	DECHETS DE FER ACIER
	FUEL OIL				7 785	7 785	MAZOUT
	ASPHALTS,ROAD OILS				21 181	107 458	ASPHALTE,BITUME LIQD.
<b>TOTAL - ORIG./DEST.</b>			<b>484</b>				
ST. AUGUSTIN	GENERAL CARGO	303	455	25	25	MARCHANDISES DIVERSES	
<b>TOTAL - ORIG./DEST.</b>		<b>303</b>	<b>455</b>	<b>25</b>	<b>25</b>		
SOREL	IRON AND STEEL SCRAP	586	586			DECHETS DE FER ACIER	
	GENERAL CARGO				535	MARCHANDISES DIVERSES	
<b>TOTAL - ORIG./DEST.</b>		<b>586</b>	<b>586</b>		<b>535</b>		
QUEBEC-NES/NDA	SAND AND GRAVEL	202	406			SABLE ET GRAVIERS	
	CEMENT				21	CIMENT	
	MACHINERY NES		5	114	114	MACHINES NDA	
	TRUCKS AND CHASSIS				7	CAMIONS ET CHASSIS	
	ROAD MOTOR VEH. NES				5	VEH.AUTON.ROUTIERS NDA	
	EQUIPMENT MISC.				3	MATERIEL DIVERS	
	CONTAINERS,CLOSURES				4	CONTENEURS,FERMETURES	
	MISC. END PRODUCTS NES				68	PRODUITS FINIS DIV.NDA	
	GENERAL CARGO	1 311	2 826	271	615	MARCHANDISES DIVERSES	
	<b>TOTAL - ORIG./DEST.</b>	<b>1 513</b>	<b>3 237</b>	<b>472</b>	<b>837</b>		
CLARKSON	GASOLINE				1 088	ESSENCE	
	FUEL OIL			2 348	8 986	MAZOUT	
<b>TOTAL - ORIG./DEST.</b>				<b>2 348</b>	<b>10 074</b>		
GOOERICH	SALT			10 497	10 497	SEL	
<b>TOTAL - ORIG./DEST.</b>				<b>10 497</b>	<b>10 497</b>		
HAMILTON	IRON ORE AND CONC	165 464	349 274			MINERAL,CONC.DE FER	
<b>TOTAL - ORIG./DEST.</b>		<b>165 464</b>	<b>349 274</b>				
SAULT STE. MARIE	RAILS & TRACK MATERIAL				234	RAILS,MAT.VOIE FERREE	
<b>TOTAL - ORIG./DEST.</b>					<b>234</b>		
<b>SELECTED PORT TOTAL</b>			<b>309 842</b>	<b>616 309</b>	<b>162 352</b>	<b>537 257</b>	<b>TOTAL PAR PORT CHOISI</b>
POINT NOIRE	HOLYROOD	FUEL OIL				15 908	MAZOUT
	<b>TOTAL - ORIG./DEST.</b>					<b>15 908</b>	
	HALIFAX	FUEL OIL			12 934	12 934	MAZOUT
	<b>TOTAL - ORIG./DEST.</b>				<b>12 934</b>	<b>12 934</b>	
	QUEBEC	FUEL OIL			39 993	99 492	MAZOUT
	<b>TOTAL - ORIG./DEST.</b>				<b>39 993</b>	<b>99 492</b>	
	HAMILTON	IRON ORE AND CONC	700 922	1 618 404			MINERAL,CONC.DE FER
		CASTINGS,FORGINGS				1 234	MOUL.PIECES FORGEES
	<b>TOTAL - ORIG./DEST.</b>		<b>700 922</b>	<b>1 618 404</b>		<b>1 234</b>	
	NANTICOKE	IRON ORE AND CONC	107 478	160 327			MINERAL,CONC.DE FER
<b>TOTAL - ORIG./DEST.</b>		<b>107 478</b>	<b>160 327</b>				
<b>SELECTED PORT TOTAL</b>			<b>808 400</b>	<b>1 778 731</b>	<b>52 927</b>	<b>129 568</b>	<b>TOTAL PAR PORT CHOISI</b>
SOREL	HAVRE ST. PIERRE	TITANIUM ORE			728 671	1 920 407	MINERAL DE TITANE
	<b>TOTAL - ORIG./DEST.</b>				<b>728 671</b>	<b>1 920 407</b>	
	MONTREAL	FUEL OIL			2 177	3 940	MAZOUT
<b>TOTAL - ORIG./DEST.</b>				<b>2 177</b>	<b>3 940</b>		
SEPT ILES	IRON AND STEEL SCRAP			586	586	DECHETS DE FER ACIER	
	GENERAL CARGO		535			MARCHANDISES DIVERSES	
<b>TOTAL - ORIG./DEST.</b>			<b>535</b>	<b>586</b>	<b>586</b>		



TABLE 4 - ORIGIN AND DESTINATION OF CARGO HANDLED IN COASTWISE SHIPPING, BY SELECTED CANADIAN PORTS - JUL-SEPT, 1981

TABLEAU 4 - ORIGINE ET DESTINATION DES MARCHANDISES MANUTENTIONNEES EN CABOTAGE NATIONAL, SELON CERTAINS PORTS CANADIENS -  
JUIL-SEPT, 1981

SELECTED PORTS CERTAINS PORTS	ORIGIN OR DEST. ORIGINE OU DEST.	COMMODITY	TONS - TONNES		TONS - TONNES		MARCHANDISES
			LOADED - QTR-QUART	CHARGEES YEAR-ANNEE	UNLOADED - QTR-QUART	DECHARGEES YEAR-ANNEE	
SOREL	COLLINGWOOD	CORN				4 906	MAIS
	TOTAL - ORIG./DEST.					4 906	
	GODERICH	CORN WHEAT			18 011 18 011	12 963 18 011	MAIS BLE
	TOTAL - ORIG./DEST.					30 974	
	HAMILTON	PIG IRON	2 499	2 499			FER EN GUEUSE
	TOTAL - ORIG./DEST.		2 499	2 499			
	MIOLAND	WHEAT			13 551	13 551	BLE
	TOTAL - ORIG./DEST.				13 551	13 551	
	PORT COLBORNE	CORN				34 385	MAIS
	TOTAL - ORIG./DEST.					34 385	
	PORT STANLEY	CORN				28 129	MAIS
	TOTAL - ORIG./DEST.					28 129	
	PRESCOTT	WHEAT			8 102	8 102	BLE
	TOTAL - ORIG./DEST.				8 102	8 102	
	SARNIA	CORN				34 610	MAIS
TOTAL - ORIG./DEST.					34 610		
THUNDER BAY	BARLEY			14 668	24 607	ORGE	
	OATS			2 637	4 958	AVOINE	
	WHEAT			196 985	506 959	BLE	
	FLAXSEED				3 475	GRAINE DE LIN	
TOTAL - ORIG./DEST.			214 290	539 999			
WINDSOR	CORN			10 497	18 067	MAIS	
TOTAL - ORIG./DEST.				10 497	18 067		
SELECTED PORT TOTAL			2 499	3 034	995 885	2 637 656	TOTAL PAR PORT CHOISI
TROTTS RIVER	SOURIS	PULPMOOD			4 837	4 837	BOIS A PATE
	TOTAL - ORIG./DEST.				4 837	4 837	
	PEI-NES/IPE-NDA	PULPMOOD			4 677	4 677	BOIS A PATE
	TOTAL - ORIG./DEST.				4 677	4 677	
	PUGWASH	SALT			5 084	30 857	SEL
	TOTAL - ORIG./DEST.				5 084	30 857	
	NS.-NES/N-E.-NDA	PULPMOOD			4 868	4 868	BOIS A PATE
	TOTAL - ORIG./DEST.				4 868	4 868	
	CARAQUET	PULPMOOD			9 878	9 878	BOIS A PATE
	TOTAL - ORIG./DEST.				9 878	9 878	
	SAINT JOHN	GASOLINE FUEL OIL			8 238 17 591 25 829	21 145 35 731 56 876	ESSENCE MAZOUT
	TOTAL - ORIG./DEST.						
	N.B.-NES/NDA	PULPMOOD			9 633	9 633	BOIS A PATE
	TOTAL - ORIG./DEST.				9 633	9 633	
	MATANE	PULPMOOD			5 806	5 806	BOIS A PATE
TOTAL - ORIG./DEST.				5 806	5 806		
MONTREAL	GASOLINE FUEL OIL				479 163 365 163 844	ESSENCE MAZOUT	
TOTAL - ORIG./DEST.				45 155	163 844		
QUEBEC	INORGANIC CHEMS. NES FUEL OIL				9 097 15 543 24 640	PROD. CHIM. INORG. NDA MAZOUT	
TOTAL - ORIG./DEST.							
AMHERSTBURG	METALLIC SALTS			715	12 422	SELS METALLIQUES	
TOTAL - ORIG./DEST.				715	12 422		
CLARKSON	GASOLINE FUEL OIL				2 337 14 137 16 474	ESSENCE MAZOUT	
TOTAL - ORIG./DEST.				3 564	16 474		
PRESCOTT	WHEAT			41 947	41 947	BLE	
TOTAL - ORIG./DEST.				41 947	41 947		
SARNIA	INORGANIC CHEMS. NES			11 719	14 197	PROD. CHIM. INORG. NDA	
TOTAL - ORIG./DEST.				11 719	14 197		
THUNDER BAY	BARLEY			33 140	35 410	ORGE	
	OATS			3 413	6 131	AVOINE	
	WHEAT			74 603	205 931	BLE	
	TOTAL - ORIG./DEST.			111 156	247 472		
SELECTED PORT TOTAL				284 868	648 428	TOTAL PAR PORT CHOISI	

TABLE 4 - ORIGIN AND DESTINATION OF CARGUES HANDLED IN COASTWISE SHIPPING, BY SELECTED CANADIAN PORTS - JUL-SEP, 1981

TABLEAU 4 - ORIGINE ET DESTINATION DES MARCHANDISES MANUTENTIONNEES EN CABOTAGE NATIONAL, SELON CERTAINS PORTS CANADIENS - JUIL-SEPT, 1981

SELECTED PORTS CERTAINS PORTS	ORIGIN OR DEST. ORIGINE OU DEST.	COMMODITY	METRIC TONNES - TONNES METRIQUE		MARCHANDISES		
			TONS LOADED - QTR-QUART	TONNES CHARGÉES YEAR-ANNEE		TONS UNLOADED - QTR-QUART	TONNES DECHARGÉES YEAR-ANNEE
CLARKSON	ST. JOHNS	GASOLINE	5 485	5 485	ESSENCE MAZOUT		
		FUEL OIL	7 154	7 154			
	<b>TOTAL - ORIG./DEST.</b>		<b>12 639</b>	<b>12 639</b>			
	HALIFAX	GASOLINE	1 174	1 174	ESSENCE MAZOUT		
		FUEL OIL	7 341	7 341			
	<b>TOTAL - ORIG./DEST.</b>		<b>8 515</b>	<b>8 515</b>			
	PORT HAWKESBURY	GASOLINE	6 324	6 324	ESSENCE MAZOUT		
		FUEL OIL	11 488	33 543			
	<b>TOTAL - ORIG./DEST.</b>		<b>17 812</b>	<b>39 867</b>			
	SYDNEY	GASOLINE	9 995	9 995	ESSENCE MAZOUT		
		FUEL OIL	10 584	10 584			
	<b>TOTAL - ORIG./DEST.</b>		<b>20 579</b>	<b>20 579</b>			
	CHATHAM	GASOLINE	689	689	ESSENCE MAZOUT		
		FUEL OIL	3 447	13 073			
	<b>TOTAL - ORIG./DEST.</b>		<b>4 136</b>	<b>13 762</b>			
	SAINT JOHN	LUBRICATING OIL, GREASE	7 116	7 116	HUILE, GRAISSE LUBRIF.		
			7 116	7 116			
	<b>TOTAL - ORIG./DEST.</b>		<b>7 116</b>	<b>7 116</b>			
	BAIE COMEAU	GASOLINE	601	2 949	ESSENCE MAZOUT		
		FUEL OIL	5 499	10 194			
	<b>TOTAL - ORIG./DEST.</b>		<b>6 100</b>	<b>13 143</b>			
	BLACK CAPE	GASOLINE	3 193	6 966	ESSENCE MAZOUT		
		FUEL OIL	3 928	5 770			
	<b>TOTAL - ORIG./DEST.</b>		<b>7 121</b>	<b>12 736</b>			
	CHICOUTIMI	GASOLINE		2 895	ESSENCE MAZOUT		
		FUEL OIL		5 610			
	<b>TOTAL - ORIG./DEST.</b>			<b>8 505</b>			
	GASPE	GASOLINE	2 100	4 895	ESSENCE MAZOUT		
		FUEL OIL	5 200	8 652			
	<b>TOTAL - ORIG./DEST.</b>		<b>7 300</b>	<b>13 547</b>			
	MONTREAL	GASOLINE		2 233	ESSENCE MAZOUT		
		FUEL OIL		12 835			
		PETROL, COAL PROD. NES	7 711	23 621		12 913	
	<b>TOTAL - ORIG./DEST.</b>		<b>7 711</b>	<b>38 689</b>	<b>12 913</b>		
	PORT CARTIER	GASOLINE	3 020	3 020	ESSENCE MAZOUT		
		FUEL OIL	3 837	3 837			
	<b>TOTAL - ORIG./DEST.</b>		<b>6 857</b>	<b>6 857</b>			
	QUEBEC	GASOLINE	4 990	17 746	ESSENCE MAZOUT		
		FUEL OIL	8 325	22 376			
	<b>TOTAL - ORIG./DEST.</b>		<b>13 315</b>	<b>40 122</b>			
	RIMOUSKI	GASOLINE		4 852	ESSENCE MAZOUT		
		FUEL OIL		3 343			
	<b>TOTAL - ORIG./DEST.</b>			<b>8 195</b>			
	SEPT ILES	GASOLINE		1 088	ESSENCE MAZOUT		
		FUEL OIL	2 348	8 986			
	<b>TOTAL - ORIG./DEST.</b>		<b>2 348</b>	<b>10 074</b>			
	TROIS RIVIERES	GASOLINE		2 337	ESSENCE MAZOUT		
		FUEL OIL	3 564	14 137			
	<b>TOTAL - ORIG./DEST.</b>		<b>3 564</b>	<b>16 474</b>			
	COLBORNE	LIMESTONE			PIERRE CALCAIRE		
				468 990		879 492	
	<b>TOTAL - ORIG./DEST.</b>			<b>468 990</b>	<b>879 492</b>		
	HAMILTON	FUEL OIL		12 427	MAZOUT		
				12 427			
	<b>TOTAL - ORIG./DEST.</b>			<b>12 427</b>			
	SARNIA	GASOLINE	4 576	6 362	ESSENCE		
			4 576	6 362			
	<b>TOTAL - ORIG./DEST.</b>		<b>4 576</b>	<b>6 362</b>			
	SAULT STE. MARIE	GASOLINE	3 212	3 821	ESSENCE MAZOUT		
		FUEL OIL	5 542	6 182			
	<b>TOTAL - ORIG./DEST.</b>		<b>8 754</b>	<b>10 003</b>			
	THUNDER BAY	GASOLINE	4 746	8 262	ESSENCE MAZOUT		
		FUEL OIL	14 179	26 332			
		LUBRICATING OIL, GREASE	3 404	3 404			
	<b>TOTAL - ORIG./DEST.</b>		<b>22 329</b>	<b>37 998</b>	<b>HUILE, GRAISSE LUBRIF.</b>		
	WINDSOR	GASOLINE	4 968	11 940	ESSENCE MAZOUT		
		FUEL OIL	10 699	18 347			
	<b>TOTAL - ORIG./DEST.</b>		<b>15 667</b>	<b>30 287</b>			
<b>SELECTED PORT TOTAL</b>			<b>176 439</b>	<b>367 897</b>	<b>468 990</b>	<b>892 405</b>	<b>TOTAL PAR PORT CHUISI</b>

TABLE 4 - ORIGIN AND DESTINATION OF CARGOES HANDLED IN COASTWISE SHIPPING, BY SELECTED CANADIAN PORTS - JUL-SEP, 1981

TABLEAU 4 - ORIGINE ET DESTINATION DES MARCHANDISES MANUTENTIONNEES EN CABOTAGE NATIONAL, SELON CERTAINS PORTS CANADIENS - JUIL-SEPT, 1981

SELECTED PORTS CERTAINS PORTS	ORIGIN OR DEST. ORIGINE OU DEST.	COMMODITY	METRIC TONNES - TONNES METRIQUE				MARCHANDISES	
			TONS LOADED QTR-QUART	- TONNES - CHARGEES YEAR-ANNEE	TONS UNLOADED - DECHARGEES QTR-QUART	- TONNES - DECHARGEES YEAR-ANNEE		
COLBORNE	CLARKSON TOTAL - ORIG./DEST.	LIMESTONE	468 990 468 990	879 492 879 492			PIERRE CALCAIRE	
SELECTED PORT TOTAL			468 990	879 492			TOTAL PAR PORT CHOISI	
GDDERICH	ARGENTIA TOTAL - ORIG./DEST.	SALT	5 998 5 998	5 998 5 998			SEL	
	BAY ROBERTS TOTAL - ORIG./DEST.	SALT	12 272 12 272	12 272 12 272			SEL	
	COME-BY-CHANCE TOTAL - ORIG./DEST.	SALT	13 096 13 096	13 096 13 096			SEL	
	LONG POND TOTAL - ORIG./DEST.	CORN			1 551 1 551		MAIS	
	PORT AUX BASQUES TOTAL - ORIG./DEST.	SALT	5 198 5 198	5 198 5 198			SEL	
	BAIE COMEAU TOTAL - ORIG./DEST.	SALT	17 925 17 925	17 925 17 925			SEL	
	HAYRE ST. PIERRE TOTAL - ORIG./DEST.	SALT	6 998 6 998	6 998 6 998			SEL	
	MONTREAL TOTAL - ORIG./DEST.	SALT	123 913 123 913	140 403 140 403			SEL	
	PORT CARTIER TOTAL - ORIG./DEST.	WHEAT	43 214 43 214	43 214 43 214			BLE	
	QUEBEC TOTAL - ORIG./DEST.	SALT	27 442 27 442	27 442 27 442			SEL	
	SEPT ILES TOTAL - ORIG./DEST.	SALT	10 497 10 497	10 497 10 497			SEL	
	SOREL TOTAL - ORIG./DEST.	CORN WHEAT	18 011 18 011	12 963 18 011			MAIS BLE	
	MIDLAND TOTAL - ORIG./DEST.	WHEAT	2 830 2 830	2 830 2 830			BLE	
	PARRY SOUND TOTAL - ORIG./DEST.	SALT	18 144 18 144	18 144 18 144			SEL	
	PORT MCNICOLL TOTAL - ORIG./DEST.	WHEAT	11 245 11 245	11 245 11 245			BLE	
	PRESCOTT TOTAL - ORIG./DEST.	SALT	19 214 19 214	19 214 19 214			SEL	
	THUNDER BAY TOTAL - ORIG./DEST.	BARLEY OATS WHEAT HULLS, SCREENINGS, CHAFF SALT	19 365 19 365	37 974 37 974	3 245 6 368 28 509 15 586	11 389 17 342 75 006 30 894	ORGE AVOINE BLE ECOLURES, CRIBLURES, BAL SEL	
	SELECTED PORT TOTAL			355 362	404 975	53 708	134 631	TOTAL PAR PORT CHOISI
	HAMILTON	CLARENVILLE TOTAL - ORIG./DEST.	PETROL. COAL PROD. NES		2 499 2 499			DERIVE PETR. CHARB. NDA
		HALIFAX TOTAL - ORIG./DEST.	GYP SUM				26 159 26 159	GYPSE
HANTS PORT TOTAL - ORIG./DEST.		GYP SUM				5 283 5 283	GYPSE	
LITTLE NARROWS TOTAL - ORIG./DEST.		GYP SUM			7 257 7 257	30 160 30 160	GYPSE	
SYDNEY TOTAL - ORIG./DEST.		FUEL OIL		5 503 5 503			MAZDUT	
CHICOUTIMI TOTAL - ORIG./DEST.		FERRO-ALLOYS			1 139 1 139	1 139 1 139	FERRO-ALLIAGES	
MONTREAL TOTAL - ORIG./DEST.		FUEL OIL			3 877 3 877	3 877 3 877	MAZOUT	





TABLE 4 - ORIGIN AND DESTINATION OF CARGOES HANDLED IN COASTWISE SHIPPING, BY SELECTED CANADIAN PORTS - JUL-SEP. 1981

TABLEAU 4 - ORIGINE ET DESTINATION DES MARCHANDISES MANUTENTIONNÉES EN CABOTAGE NATIONAL, SELON CERTAINS PORTS CANADIENS - JUIL-SEPT, 1981

SELECTED PORTS CERTAINS PORTS	ORIGIN OR DEST. ORIGINE OU DEST.	COMMODITY	TONS - TONNES LOADED - CHARGÉES		TONS - TONNES UNLOADED - DECHARGÉES		MARCHANDISES
			QTR-QUART	YEAR-ANNEE	QTR-QUART	YEAR-ANNEE	
NANTICOKE	HAMILTON	FUEL OIL		18 704			MAZOUT
	TOTAL - ORIG./DEST.			18 704			
	SARNIA	GASOLINE			4 981	4 981	ESSENCE
	TOTAL - ORIG./DEST.				4 981	4 981	
	SAULT STE. MARIE	GASOLINE	2 963	2 963			ESSENCE
	TOTAL - ORIG./DEST.	FUEL OIL	7 301	24 489			MAZOUT
	TOTAL - ORIG./DEST.		10 264	27 452			
THUNDER BAY	COAL, BITUMINOUS				607 403	1 504 829	CHARBON BITUMINEUX
	GASOLINE			2 003			ESSENCE
	TOTAL - ORIG./DEST.	FUEL OIL		7 441			MAZOUT
	TOTAL - ORIG./DEST.			9 444	607 403	1 504 829	
WINDSOR	GASOLINE			2 605			ESSENCE
	FUEL OIL			19 431			MAZOUT
	TOTAL - ORIG./DEST.			22 036			
SELECTED PORT TOTAL			19 617	115 033	719 862	1 670 137	TOTAL PAR PORT CHOISI
THUNDER BAY	BOTWOOD	SULPHUR IN CRES		7 224			SOUFRE EN MINERAL
	TOTAL - ORIG./DEST.			7 224			
LONG POND	BARLEY		1 315	1 875			ORGE
	OATS		1 025	1 636			AVOINE
	TOTAL - ORIG./DEST.	WHEAT	2 405	4 795			BLE
	TOTAL - ORIG./DEST.		4 745	8 306			
ST. JOHNS	BARLEY		775	2 283			ORGE
	WHEAT		1 783	2 843			BLE
	TOTAL - ORIG./DEST.		2 558	5 126			
HALIFAX	BARLEY		6 329	11 203			ORGE
	WHEAT		7 626	31 392			BLE
	TOTAL - ORIG./DEST.	FLAXSEED	5 202	5 202			GRAINE DE LIN
	TOTAL - ORIG./DEST.		19 157	47 797			
SYDNEY	COAL, BITUMINOUS			25 191			CHARBON BITUMINEUX
	TOTAL - ORIG./DEST.			25 191			
BAIE COMEAU	BARLEY		22 471	58 783			ORGE
	RYE			15 118			SEIGLE
	WHEAT		256 154	651 093			BLE
	FLAXSEED			8 867			GRAINE DE LIN
	TOTAL - ORIG./DEST.	RAPESEED	16 571	23 609			GRAINE DE COLZA
	TOTAL - ORIG./DEST.		295 196	757 470			
MONTREAL	BARLEY		115 951	230 448			ORGE
	OATS		9 462	24 350			AVOINE
	RYE		2 717	2 717			SEIGLE
	WHEAT		702 209	1 635 568			BLE
	FLAXSEED			5 373			GRAINE DE LIN
	POTASH		22 294	22 294			POTASSE
	PLATE & SHEET STEEL				3 039	14 846	TOILES, FEUILLES D'ACIER
	TOTAL - ORIG./DEST.		852 633	1 920 750	3 039	14 846	
PORT CARTIER	BARLEY		243 087	243 087			ORGE
	TOTAL - ORIG./DEST.	WHEAT	494 650	1 061 677			BLE
	TOTAL - ORIG./DEST.		737 737	1 304 764			
QUEBEC	BARLEY		388 170	751 993			ORGE
	OATS		16 612	35 155			AVOINE
	TOTAL - ORIG./DEST.	WHEAT	442 635	1 115 681			BLE
	TOTAL - ORIG./DEST.		847 417	1 902 829			
SOREL	BARLEY		14 668	24 607			ORGE
	OATS		2 637	4 958			AVOINE
	WHEAT		196 985	506 959			BLE
	TOTAL - ORIG./DEST.	FLAXSEED		3 475			GRAINE DE LIN
	TOTAL - ORIG./DEST.		214 290	539 999			
TROIS RIVIERES	BARLEY		33 140	35 410			ORGE
	OATS		3 413	6 131			AVOINE
	TOTAL - ORIG./DEST.	WHEAT	74 603	205 931			BLE
	TOTAL - ORIG./DEST.		111 156	247 472			
VALLEYFIELD	VENEER, PLYWOOD			319			PLACAGES, CONTRE-PLAQ.
	STRUCTURAL SHAPES					107	PROFILES DE CONSTRUCT.
	RAILS & TRACK MATERIAL				267	267	RAILS, MAT. VOIE FERREE
	PIPES, TUBES: IRON, STEEL				58	58	TUYAUX, TUBES: FER, ACIER
	METAL FAB. BASIC PROD.					24	OUVR. DE BASE EN METAL
	GENERAL CARGO				161	161	MARCHANDISES DIVERSES
	TOTAL - ORIG./DEST.				319	487	618

TABLE 4 - ORIGIN AND DESTINATION OF CARGOES HANDLED IN COASTWISE SHIPPING, BY SELECTED CANADIAN PORTS - JUL-SEP, 1981

TABLEAU 4 - ORIGINE ET DESTINATION DES MARCHANDISES MANUTENTIONNEES EN CABOTAGE NATIONAL, SELON CERTAINS PORTS CANADIENS - JUIL-SEPT, 1981

SELECTED PORTS CERTAINS PORTS	ORIGIN OR DEST. ORIGINE OU DEST.	COMMODITY	METRIC TONNES - TONNES METRIQUE				MARCHANDISES
			TONS - TONNES LOADED - CHARGÉES		TONS - TONNES UNLOADED - DECHARGÉES		
			QTR-QUART	YEAR-ANNEE	QTR-QUART	YEAR-ANNEE	
THUNDER BAY	AMHERSTBURG	METALLIC SALTS			17 190	40 071	SELS METALLIQUES
	<b>TOTAL - ORIG./DEST.</b>				<b>17 190</b>	<b>40 071</b>	
	CLARKSON	GASOLINE FUEL OIL LUBRICATING OIL, GREASE			4 746 14 179 3 404	8 262 26 332 3 404	ESSENCE MAZOUT HUILE, GRAISSE LUBRIF.
<b>TOTAL - ORIG./DEST.</b>				<b>22 329</b>	<b>37 998</b>		
COLLINGWOOD	BARLEY		280	7 133			ORGE
	OATS		6 419	11 510			AVOINE
	WHEAT		4 709	13 532			BLE
<b>TOTAL - ORIG./DEST.</b>		<b>2 656</b>	<b>6 387</b>			<b>ECOLURES, CRIBLURES, BAL</b>	
GODERICH	BARLEY		3 245	11 389			ORGE
	OATS		6 368	17 342			AVOINE
	WHEAT		28 509	75 006			BLE
<b>TOTAL - ORIG./DEST.</b>		<b>15 586</b>	<b>30 894</b>			<b>ECOLURES, CRIBLURES, BAL</b>	
HAMILTON	FRUITS, PREP. CANNED				138	138	FRUITS PREP. EN BOITE
	VEGETABLE PREP. NES			19	8 884	11 052	PREP. DE LEGUMES NDA
	MISC. FOOD PREP. NES				2 088	3 140	DIV. PREP. ALIM. NDA
<b>TOTAL - ORIG./DEST.</b>				<b>419 806</b>	<b>1 074 008</b>	<b>BOISS. ALCOOL. DIST.</b>	
HAMILTON	IRON ORE AND CONC		2 106	2 654			MINERAI, CONC. DE FER
	LUMBER AND TIMBER				40	40	BOIS D OEUVRE ET CHARP
	SHINGLES AND SHAKES						BARDEAUX, BARD. FACADE
<b>TOTAL - ORIG./DEST.</b>				<b>41</b>	<b>41</b>	<b>SCIAGES NDA</b>	
HAMILTON	WOOD FAB. MATERIALS		10 930	18 146			PLACAGES, CONTRE-PLAQ.
	NEWSPRINT PAPER		4 149	5 628			DEMI-PRODUITS EN BOIS
	PAPERBOARD		1 194	1 846			PAPIER JOURNAL
<b>TOTAL - ORIG./DEST.</b>				<b>19 365</b>	<b>37 974</b>	<b>SEL</b>	
HAMILTON	BLDG. PAPER AND BOARD				297	388	PLAQ. CONSTR., PAP/CART.
	CHEM. SPECIALTIES NES				88	1 559	PROD. CHIM. SPECIAUX NDA
	FUEL OIL				138	194	MAZOUT
<b>TOTAL - ORIG./DEST.</b>				<b>82</b>	<b>82</b>	<b>HUILE, GRAISSE LUBRIF.</b>	
HAMILTON	PETROL. COAL PROD. NES				1 061	3 593	DERIVE PETR. CHARB. NDA
	CASTINGS, FORGINGS				27	77	MOUL. PIECES FORGES
	BARS AND RDDS, STEEL				685	1 405	BARRES ET TIGES ACIER
<b>TOTAL - ORIG./DEST.</b>				<b>73 231</b>	<b>110 127</b>	<b>TOLES, FEUILLES D ACIER</b>	
HAMILTON	STRUCTURAL SHAPES				489	583	PROFILES DE CONSTRUCT.
	RAILS & TRACK MATERIAL					42	RAILS, MAT. VOIE FERREE
	PIPES, TUBES: IRON, STEEL				220	532	TUYAUX, TUBES: FER, ACIER
<b>TOTAL - ORIG./DEST.</b>				<b>46</b>	<b>117</b>	<b>FIL METALLIQUE</b>	
HAMILTON	METAL FAB. BASIC PROD.				96	96	DUVR. DE BASE EN METAL
	CEMENT				34	34	CIMENT
	MACHINERY NES				1	4	MACHINES NDA
<b>TOTAL - ORIG./DEST.</b>				<b>15</b>	<b>12</b>	<b>CAMIONS ET CHASSIS</b>	
HAMILTON	TRUCKS AND CHASSIS			5	15	15	CONTENEURS, FERMETURES
	CONTAINERS, CLOSURES				6 454	8 730	MARCHANDISES DIVERSES
	GENERAL CARGO				94 126	142 219	
<b>TOTAL - ORIG./DEST.</b>				<b>438 226</b>	<b>1 102 347</b>		
KINGSTON	BARLEY		22 536	22 536			ORGE
	WHEAT		21 850	21 850			BLE
	<b>TOTAL - ORIG./DEST.</b>		<b>44 386</b>	<b>44 386</b>			
MARATHON	INDORGANIC CHEMS. NES		4 638	16 777			PROD. CHIM. INDRG. NDA
	MACHINERY NES			62			MACHINES NDA
	<b>TOTAL - ORIG./DEST.</b>		<b>4 638</b>	<b>16 839</b>			
MIDLAND	BARLEY			20 546			ORGE
	OATS			998			AVOINE
	WHEAT		61 442	156 832			BLE
<b>TOTAL - ORIG./DEST.</b>		<b>61 442</b>	<b>178 376</b>				
NANTICOKE	COAL, BITUMINOUS		607 403	1 504 829			CHARBON BITUMINEUX
	GASOLINE					2 003	ESSENCE
	FUEL OIL					7 441	MAZOUT
<b>TOTAL - ORIG./DEST.</b>		<b>607 403</b>	<b>1 504 829</b>			<b>9 444</b>	
OAKVILLE	GASOLINE				3 187	3 187	ESSENCE
	FUEL OIL				3 203	3 203	MAZOUT
	<b>TOTAL - ORIG./DEST.</b>				<b>6 390</b>	<b>6 390</b>	
OWEN SOUND	BARLEY		1 125	2 528			ORGE
	OATS		1 767	2 819			AVOINE
	WHEAT		35 624	50 665			BLE
<b>TOTAL - ORIG./DEST.</b>		<b>3 191</b>	<b>6 642</b>			<b>ECOLURES, CRIBLURES, BAL</b>	
PORT COLBORNE	WHEAT		66 213	208 146			BLE
	<b>TOTAL - ORIG./DEST.</b>		<b>66 213</b>	<b>208 146</b>			
PORT MCNICOLL	BARLEY			19 181			ORGE
	WHEAT			84 803			BLE
	<b>TOTAL - ORIG./DEST.</b>		<b>26 154</b>	<b>103 984</b>			

TABLE 4 - ORIGIN AND DESTINATION OF CARGOES HANDLED IN COASTWISE SHIPPING, BY SELECTED CANADIAN PORTS - JUL-SEP, 1981

TABLEAU 4 - ORIGINE ET DESTINATION DES MARCHANDISES MANUTENTIONNEES EN CABOTAGE NATIONAL, SELON CERTAINS PORTS CANADIENS - JUIL-SEPT, 1981

SELECTED PORTS CERTAINS PORTS	ORIGIN OR DEST. ORIGINE OU DEST.	COMMODITY	TONS - TONNES		TONS - TONNES		MARCHANDISES	
			LOADED QTR-QUART	CHARGES YEAR-ANNEE	UNLOADED QTR-QUART	DECHARGES YEAR-ANNEE		
THUNDER BAY	PORT STANLEY	POTASH	31 232	102 012			POTASSE	
	<b>TOTAL - ORIG./DEST.</b>		<b>31 232</b>	<b>102 012</b>				
	PRESCOTT	BARLEY		2 226	8 257			ORGE
		OATS		5 490	7 844			AVOINE
		WHEAT		13 819	32 020			BLE
	<b>TOTAL - ORIG./DEST.</b>		<b>21 535</b>	<b>48 121</b>				
	SARNIA	WHEAT		1 133	85 034			BLE
		POTASH		3 999	3 999			POTASSE
		SYNTHETIC RUBBER					182	CAOUTCHOUC SYNTHETIQUE
		PLASTIC MATERIALS					165	MATIERES PLASTIQUES
GASOLINE					45 435	90 865	ESSENCE	
FUEL OIL					86 265	140 872	MAZOUT	
<b>TOTAL - ORIG./DEST.</b>		<b>5 132</b>	<b>89 033</b>	<b>131 700</b>	<b>232 118</b>	<b>34</b>	<b>DERIVE PETR.CHARB.NDA</b>	
SAULT STE. MARIE	VEGETABLE PREP.NES				237	237	PREP. DE LEGUMES NDA	
	COAL,BITUMINOUS			26 247			CHARBON BITUMINEUX	
	PETROL.COAL PROD.NES					1 736	DERIVE PETR.CHARB.NDA	
	PLATE & SHEET STEEL				6 661	13 926	TOLES,FEUILLES D ACIER	
<b>TOTAL - ORIG./DEST.</b>			<b>26 247</b>	<b>8 327</b>	<b>17 328</b>	<b>1 429</b>	<b>PROFILES DE CONSTRUCT.</b>	
TORONTO	BARLEY		29 916	94 104			ORGE	
	RYE		900	2 658			SEIGLE	
	WHEAT		35 617	147 421			BLE	
	MALT AND MALT FLOUR		9 387	14 048			MALT ET FARINE DE MALT	
<b>TOTAL - ORIG./DEST.</b>		<b>75 820</b>	<b>258 231</b>					
WINDSOR	MEAT AND MEAT PREP.NES				2 048	2 048	VIANDES ET PREP.NDA	
	FISH,CANNED				159	159	POISSON EN BDITES	
	FRUIT JUICES				1 809	1 809	JUS DE FRUIT	
	FRUITS, PREP. CANNED				2 587	2 587	FRUITS PREP. EN BOITE	
	VEGETABLE PREP.NES				3 085	3 085	PREP. DE LEGUMES NDA	
	MISC.FOOD PREP.NES				12 280	19 959	DIV.PREP.ALIM.NDA	
	DIST.ALCOHOLIC BEV.				23	23	BOISS.ALCOOL.DIST.	
	FLAXSEED		5 361	10 873			GRAINE DE LTN	
	RAPESEED		4 623	10 379			GRATNE DE CCLZA	
	LUMBER AND TIMBER		6 484	9 427			BOIS D OEUVRE ET CHARP	
	VENEER,PLYWOOD		3 228	4 944			PLACAGES,CONTRE-PLAQ.	
	PAPER NES		42	42			PAPIER NDA	
	PAPERBOARD		560	1 201			CARTON	
	METALLIC SALTS				1 460	2 696	SELS METALLIQUES	
	SYNTHETIC RUBBER				146	235	CAOUTCHOUC SYNTHETIQUE	
	PLASTIC MATERIALS				33	65	MATIERES PLASTIQUES	
	PLATE & SHEET STEEL				337	337	TOLES,FEUILLES D ACIER	
	STRUCTURAL SHAPES				222	222	PROFILES DE CONSTRUCT.	
	PASS.AUTDS AND CHASSIS				19	19	VOITURES PART.,CHASSIS	
BUSES AND CHASSIS				119	136	AUTOBUS ET CHASSIS		
TRUCKS AND CHASSIS				19	54	CAMIONS ET CHASSIS		
<b>TOTAL - ORIG./DEST.</b>		<b>20 298</b>	<b>36 866</b>	<b>24 346</b>	<b>33 434</b>			
<b>SELECTED PORT TOTAL</b>			<b>4 596 847</b>	<b>10 722 511</b>	<b>327 299</b>	<b>572 440</b>	<b>TOTAL PAR PORT CHOISI</b>	
SARNIA	GOOSE BAY	GASOLINE	620	620			ESSENCE	
	FUEL OIL		12 103	12 103			MAZOUT	
	<b>TOTAL - ORIG./DEST.</b>		<b>12 723</b>	<b>12 723</b>				
	ST. JOHNS	BARLEY		1 793	1 793			ORGE
		CORN		918	1 766			MAIS
	<b>TOTAL - ORIG./DEST.</b>		<b>2 711</b>	<b>3 559</b>				
	CHARLOTTETOWN	FUEL OIL	6 116	6 116			MAZOUT	
	<b>TOTAL - ORIG./DEST.</b>		<b>6 116</b>	<b>6 116</b>				
	HALIFAX	FUEL OIL	1 444	1 444			MAZOUT	
	<b>TOTAL - ORIG./DEST.</b>		<b>1 444</b>	<b>1 444</b>				
	SYDNEY	FUEL OIL	8 754	8 754			MAZOUT	
	<b>TOTAL - ORIG./DEST.</b>		<b>8 754</b>	<b>8 754</b>				
	NEWCASTLE	FUEL OIL	4 306	4 306			MAZOUT	
	<b>TOTAL - ORIG./DEST.</b>		<b>4 306</b>	<b>4 306</b>				
	MONTREAL	GASOLINE		26 695	26 695	12 521	21 938	ESSENCE
		FUEL OIL		134 267	292 411	13 704	47 207	MAZOUT
		LUBRICATING OIL,GREASE				12 447	19 323	HUILE,GRAISSE LUBRIF.
		PETROL.COAL PROD.NES		1 524	2 399	12 918	27 081	DERIVE PETR.CHARB.NDA
		<b>TOTAL - ORIG./DEST.</b>		<b>162 486</b>	<b>321 505</b>	<b>51 590</b>	<b>115 549</b>	
VARENNES	FUEL OIL	8 057	8 057			MAZOUT		
<b>TOTAL - ORIG./DEST.</b>		<b>8 057</b>	<b>8 057</b>					
PORT CARTIER	WHEAT	48 848	48 848			BLE		
<b>TOTAL - ORIG./DEST.</b>		<b>48 848</b>	<b>48 848</b>					

TABLE 4 - ORIGIN AND DESTINATION OF CARGOES HANDLED IN COASTWISE SHIPPING, BY SELECTED CANADIAN PORTS - JUL-SEP, 1981

TABLÉAU 4 - ORIGINE ET DESTINATION DES MARCHANDISES MANUTENTIONNÉES EN CABOTAGE NATIONAL, SELON CERTAINS PORTS CANADIENS - JUIL-SEPT, 1981

SELECTED PORTS CERTAINS PORTS	ORIGIN OR DEST. ORIGINE OU DEST.	COMMODITY	METRIC TONNES - TONNES METRIQUE				MARCHANDISES
			TONS - TONNES LOADED - CHARGÉES		TONS - TONNES UNLOADED - DECHARGÉES		
			QTR-QUART	YEAR-ANNEE	QTR-QUART	YEAR-ANNEE	
SARNIA	QUEBEC	WHEAT	9 159	9 159			BLE
		ORGANIC CHEMICALS NES	6 309	7 847			PRDD.CHIM.ORGAN.NDA
		FUEL OIL		34 284			MAZOUT
	<b>TOTAL - ORIG./DEST.</b>		<b>15 468</b>	<b>51 290</b>			
	SOREL	CORN		34 610			MAIS
	<b>TOTAL - ORIG./DEST.</b>			<b>34 610</b>			
	TROIS RIVIERES	INORGANIC CHEMS. NES	11 719	14 197			PROD.CHIM.INORG.NDA
	<b>TOTAL - ORIG./DEST.</b>		<b>11 719</b>	<b>14 197</b>			
	BRITT	GASOLINE	9 469	24 720			ESSENCE
		FUEL OIL		948			MAZOUT
	<b>TOTAL - ORIG./DEST.</b>		<b>9 469</b>	<b>25 668</b>			
	BYNG INLET	GASOLINE	7 599	17 502			ESSENCE
		FUEL OIL	6 103	8 972			MAZOUT
	<b>TOTAL - ORIG./DEST.</b>		<b>13 702</b>	<b>26 474</b>			
	CLARKSON	GASOLINE			4 576	6 362	ESSENCE
	<b>TOTAL - ORIG./DEST.</b>				<b>4 576</b>	<b>6 362</b>	
	CORNWALL	INORGANIC CHEMS. NES	11 232	34 183			PROD.CHIM.INORG.NDA
		FUEL OIL	7 120	11 311			MAZOUT
	<b>TOTAL - ORIG./DEST.</b>		<b>18 352</b>	<b>45 494</b>			
	CUTLER	GASOLINE	3 634	7 371			ESSENCE
		FUEL OIL	2 807	2 807			MAZOUT
	<b>TOTAL - ORIG./DEST.</b>		<b>6 441</b>	<b>10 178</b>			
	HAMILTON	FUEL OIL	36 867	74 680			MAZOUT
	<b>TOTAL - ORIG./DEST.</b>		<b>36 867</b>	<b>74 680</b>			
	KINGSTON	FUEL OIL	25 550	45 059			MAZOUT
	<b>TOTAL - ORIG./DEST.</b>		<b>25 550</b>	<b>45 059</b>			
	LITTLE CURRENT	GASOLINE		5 269			ESSENCE
		FUEL OIL		3 851			MAZOUT
	<b>TOTAL - ORIG./DEST.</b>			<b>9 120</b>			
	MARATHON	GASOLINE	586	3 205			ESSENCE
		FUEL OIL	3 517	10 156			MAZOUT
	<b>TOTAL - ORIG./DEST.</b>		<b>4 103</b>	<b>13 361</b>			
	MICHIPICOTEN HARBCU	FUEL OIL				1 939	MAZOUT
	<b>TOTAL - ORIG./DEST.</b>					<b>1 939</b>	
	MIDLAND	WHEAT	40 790	40 790			BLE
	<b>TOTAL - ORIG./DEST.</b>		<b>40 790</b>	<b>40 790</b>			
	MORRISBURG	FUEL OIL	10 285	26 540			MAZOUT
	<b>TOTAL - ORIG./DEST.</b>		<b>10 285</b>	<b>26 540</b>			
	NANTICOKE	GASOLINE	4 981	4 981			ESSENCE
	<b>TOTAL - ORIG./DEST.</b>		<b>4 981</b>	<b>4 981</b>			
	OAKVILLE	GASOLINE		6 577	7 706	7 706	ESSENCE
		FUEL OIL		8 488			MAZOUT
	<b>TOTAL - ORIG./DEST.</b>			<b>15 065</b>	<b>7 706</b>	<b>7 706</b>	
	OSHAWA	FUEL OIL		8 070			MAZOUT
	<b>TOTAL - ORIG./DEST.</b>			<b>8 070</b>			
	PARRY SOUND	GASOLINE	26 229	49 203			ESSENCE
		FUEL OIL	45 238	86 225		5 738	MAZOUT
	<b>TOTAL - ORIG./DEST.</b>		<b>71 467</b>	<b>135 428</b>		<b>5 738</b>	
	PELEE ISLAND	WHEAT			1 225	1 225	BLE
	<b>TOTAL - ORIG./DEST.</b>				<b>1 225</b>	<b>1 225</b>	
	PORT LAMBTON	FUEL OIL		10 746			MAZOUT
	<b>TOTAL - ORIG./DEST.</b>			<b>10 746</b>		<b>11 999</b>	
	PORT MCNICOLL	WHEAT	43 420	43 420			BLE
	<b>TOTAL - ORIG./DEST.</b>		<b>43 420</b>	<b>43 420</b>			
	PRESCOTT	WHEAT	24 793	24 793			BLE
	<b>TOTAL - ORIG./DEST.</b>		<b>24 793</b>	<b>24 793</b>			
	ST. CATHARINES	FUEL OIL	21 923	41 451			MAZOUT
	<b>TOTAL - ORIG./DEST.</b>		<b>21 923</b>	<b>41 451</b>			
	SAULT STE. MARIE	GASOLINE	58 025	109 357			ESSENCE
		FUEL OIL	69 654	181 181			MAZOUT
	<b>TOTAL - ORIG./DEST.</b>		<b>127 679</b>	<b>290 538</b>			



TABLE 4 - ORIGIN AND DESTINATION OF CARGOES HANDLED IN COASTWISE SHIPPING, BY SELECTED CANADIAN PORTS - JUL-SEP, 1981  
 TABLEAU 4 - ORIGINE ET DESTINATION DES MARCHANDISES MANUTENTIONNEES EN CABOTAGE NATIONAL, SELON CERTAINS PORTS CANADIENS -  
 JUIL-SEPT, 1981

METRIC TONNES - TONNES METRIQUE

SELECTED PORTS CERTAINS PORTS	ORIGIN OR DEST. ORIGINE OU DEST.	COMMODITY	TONS - TONNES LOADED - CHARGÉES		TONS - TONNES UNLOADED - DECHARGÉES		MARCHANDISES
			QTR-QUART	YEAR-ANNEE	QTR-QUART	YEAR-ANNEE	
SARNIA	THOROLD	INORGANIC CHEMS. NES	8 805	48 173			PROD. CHIM. INORG. NDA
	TOTAL - ORIG./DEST.		8 805	48 173			
	THUNDER BAY	WHEAT			1 133	85 034	BLE
		POTASH			3 999	3 999	POTASSE
		SYNTHETIC RUBBER		182			CADUTCHOUQ SYNTHETIQUE
		PLASTIC MATERIALS		165			MATIERES PLASTIQUES
		GASOLINE	45 435	90 865			ESSENCE
		FUEL OIL	86 265	140 872			MAZOUT
		PETROL. COAL PROD. NES		34			DERIVE PETR. CHARB. NDA
	TOTAL - ORIG./DEST.		131 700	232 118	5 132	89 033	
TORONTO	GASOLINE		6 496			ESSENCE	
	FUEL OIL	26 056	26 056			MAZOUT	
TOTAL - ORIG./DEST.		26 056	32 552				
WINDSOR	GASOLINE	40 616	103 957			ESSENCE	
	FUEL OIL	25 244	106 208			MAZOUT	
TOTAL - ORIG./DEST.		65 860	210 165				
ONTARIO-NES/NDA	LIMESTONE			66 595	98 823	PIERRE CALCAIRE	
	CRUSHED STONE				35 008	PIERRE CONCASSEE	
TOTAL - ORIG./DEST.				66 595	133 831		
SELECTED PORT TOTAL			974 875	1 930 273	136 824	373 382	TOTAL PAR PORT CHOISI
SAULT STE. MARIE	MONTREAL	FUEL OIL			3 689	14 654	MAZOUT
	TOTAL - ORIG./DEST.				3 689	14 654	
	QUEBEC	COKE		12 780			COKE
	TOTAL - ORIG./DEST.			12 780			
	SEPT ILES	RAILS & TRACK MATERIAL		234			RAILS, MAT. VOIE FERREE
	TOTAL - ORIG./DEST.			234			
	CLARKSON	GASOLINE			3 212	3 821	ESSENCE
		FUEL OIL			5 542	6 182	MAZOUT
	TOTAL - ORIG./DEST.				8 754	10 003	
	HAMILTON	COAL TAR, PITCH	5 820	8 083			GOUDRON, BRAI DE BOUIL.
	MACHINERY NES	66	66			MACHINES NDA	
TOTAL - ORIG./DEST.		5 886	8 149				
NANTICOKE	GASOLINE			2 963	2 963	ESSENCE	
	FUEL OIL			7 301	24 489	MAZOUT	
TOTAL - ORIG./DEST.				10 264	27 452		
OAKVILLE	GASOLINE			3 222	3 222	ESSENCE	
TOTAL - ORIG./DEST.				3 222	3 222		
SARNIA	GASOLINE			58 025	109 357	ESSENCE	
	FUEL OIL			69 654	181 181	MAZOUT	
TOTAL - ORIG./DEST.				127 679	290 538		
THUNDER BAY	VEGETABLE PREP. NES	237	237			PREP. DE LEGUMES NDA	
	COAL, BITUMINOUS				26 247	CHARBON BITUMINEUX	
	PETROL. COAL PROD. NES		1 736			DERIVE PETR. CHARB. NDA	
	PLATE & SHEET STEEL	6 661	13 926			TOLES, FEUILLES D'ACIER	
	STRUCTURAL SHAPES	1 429	1 429			PROFILES DE CONSTRUCT.	
TOTAL - ORIG./DEST.		8 327	17 328		26 247		
WINDSOR	SALT			14 983	22 530	SEL	
	BAR AND RODS, STEEL		4 196			BARRES ET TIGES ACIER	
	PLATE & SHEET STEEL	32 432	65 549			TOLES, FEUILLES D'ACIER	
	STRUCTURAL SHAPES	1 805	1 805			PROFILES DE CONSTRUCT.	
TOTAL - ORIG./DEST.		34 237	71 550	14 983	22 530		
SELECTED PORT TOTAL			48 450	110 041	168 591	394 646	TOTAL PAR PORT CHOISI
TORONTO	CARLETON	PLATE & SHEET STEEL		579			TOLES, FEUILLES D'ACIER
	TOTAL - ORIG./DEST.			579			
	MONTREAL	WHEAT	6 199	6 199			BLE
		FUEL OIL	16 146	47 741			MAZOUT
		CEMENT	544	544			CIMENT
	TOTAL - ORIG./DEST.		22 889	54 484			
	QUEBEC	FUEL OIL				2 604	MAZOUT
		ASPHALTS, ROAD DILS			8 568	11 123	ASPHALTE, BITUME LIQD.
	TOTAL - ORIG./DEST.				8 568	13 727	
	AMHERSTBURG	METALLIC SALTS				33 084	SLS METALLIQUES
TOTAL - ORIG./DEST.					33 084		

TABLE 4 - ORIGIN AND DESTINATION OF CARGOES HANDLED IN COASTWISE SHIPPING, BY SELECTED CANADIAN PORTS - JUL-SEP, 1961

TABLÉAU 4 - ORIGINE ET DESTINATION DES MARCHANDISES MANUTENTIONNÉES EN CABOTAGE NATIONAL, SELON CERTAINS PORTS CANADIENS - JUIL-SEPT, 1961

SELECTED PORTS CERTAINS PORTS	ORIGIN OR DEST. ORIGINE OU DEST.	COMMODITY	METRIC TONNES - TONNES METRIQUE				MARCHANDISES
			TONS - TONNES LOADED - CHARGÉES		TONS - TONNES UNLOADED - DECHARGÉES		
			QTR-QUART	YEAR-ANNEE	QTR-QUART	YEAR-ANNEE	
TORONTO	BATH	CEMENT			89 021	159 669	CIMENT
	TOTAL - ORIG./DEST.				89 021	159 669	
	CORNWALL	FUEL OIL	4 011	15 909			MAZOUT
	TOTAL - ORIG./DEST.		4 011	15 909			
	KINGSTON	FUEL OIL	18 696	35 124			MAZOUT
	TOTAL - ORIG./DEST.		18 696	35 124			
	MORRISBURG	FUEL OIL	2 996	2 996			MAZOUT
	TOTAL - ORIG./DEST.		2 996	2 996			
	OSHAWA	FUEL OIL		4 090			MAZOUT
	TOTAL - ORIG./DEST.			4 090			
	PARRY SOUND	FUEL OIL		7 673			MAZOUT
	TOTAL - ORIG./DEST.			7 673			
	PICTON	CEMENT			69 419	147 658	CIMENT
	TOTAL - ORIG./DEST.				69 419	147 658	
	PORT COLBORNE	WHEAT			9 569	9 569	BLE
TOTAL - ORIG./DEST.				9 569	9 569		
PORT STANLEY	WHEAT			3 415	3 415	BLE	
TOTAL - ORIG./DEST.				3 415	3 415		
SARNIA	GASOLINE FUEL OIL			26 056	26 056	ESSENCE MAZOUT	
TOTAL - ORIG./DEST.				26 056	32 552		
THUNDER BAY	BARLEY RYE WHEAT MALT AND MALT FLOUR			29 916 900 35 617 9 387	94 104 2 658 147 421 14 048	ORGE SEIGLE BLE MALT ET FARINE DE MALT	
TOTAL - ORIG./DEST.				75 820	258 231		
WINDSOR	SALT			11 322	23 941	SSEL	
TOTAL - ORIG./DEST.				11 322	23 941		
<b>SELECTED PORT TOTAL</b>			<b>48 592</b>	<b>120 855</b>	<b>293 190</b>	<b>681 846</b>	<b>TOTAL PAR PORT CHOISI</b>
WINDSOR	BOTWOOD	METALLIC SALTS		1 636			SELS METALLIQUES
	TOTAL - ORIG./DEST.			1 636			
	BECANCOUR	SALT	12 429	12 429			SEL
	TOTAL - ORIG./DEST.		12 429	12 429			
	MONTREAL	SALT	78 006	237 638			SEL
	TOTAL - ORIG./DEST.		78 006	237 638			
	PORT CARTIER	WHEAT	18 524	18 524			BLE
	TOTAL - ORIG./DEST.		18 524	18 524			
	QUEBEC	SALT		34 598			SEL
	TOTAL - ORIG./DEST.			34 598			
	SOREL	CORN	10 497	18 067			MAIS
	TOTAL - ORIG./DEST.		10 497	18 067			
	CLARKSON	GASOLINE FUEL OIL			4 968 10 699	11 940 18 347	ESSENCE MAZOUT
	TOTAL - ORIG./DEST.				15 667	30 287	
	HAMILTON	VEGETABLE PREP.NES FUEL OIL METAL FAB.BASIC PROD.	408	408	26 848 66	26 848 242	PREP. DE LEGUMES NDA MAZOUT OUVR. DE BASE EN METAL
	TOTAL - ORIG./DEST.		408	408	26 914	27 090	
	MIDLAND	WHEAT	53 675	53 675			BLE
	TOTAL - ORIG./DEST.		53 675	53 675			
NANTICOKE	GASOLINE FUEL OIL				2 605 19 431	ESSENCE MAZOUT	
TOTAL - ORIG./DEST.					22 036		
OAKVILLE	FUEL OIL			2 101	2 101	MAZOUT	
TOTAL - ORIG./DEST.				2 101	2 101		
PARRY SOUND	SALT	24 131	24 131			SEL	
TOTAL - ORIG./DEST.		24 131	24 131				
PICTON	CEMENT				5 093	CIMENT	
TOTAL - ORIG./DEST.					5 093		

TABLE 4 - ORIGIN AND DESTINATION OF CARGOES HANDLED IN COASTWISE SHIPPING, BY SELECTED CANADIAN PORTS - JUL-SEP, 1981

TABLÉAU 4 - ORIGINE ET DESTINATION DES MARCHANDISES MANUTENTIONNÉES EN CABOTAGE NATIONAL, SELON CERTAINS PORTS CANADIENS - JUIL-SEPT, 1981

		METRIC TONNES - TONNES METRIQUE					
SELECTED PORTS CERTAINS PORTS	ORIGIN OR DEST. ORIGINE OU DEST.	COMMODITY	TONS - TONNES LOADED - CHARGÉES		TONS - TONNES UNLOADED - DECHARGÉES		MARCHANDISES
			QTR-QUART	YEAR-ANNÉE	QTR-QUART	YEAR-ANNÉE	
WINDSOR	PRESCOTT	WHEAT	4 109	4 109			BLE
	TOTAL - ORIG./DEST.		4 109	4 109			
	WARNA	GASOLINE FUEL OIL			40 616 25 244	103 957 106 208	ESSENCE MAZOUT
	TOTAL - ORIG./DEST.				65 860	210 165	
	SAULT STE. MARIE	SALT BARS AND RODS, STEEL PLATE & SHEET STEEL STRUCTURAL SHAPES		14 983	22 530		SEL BARRÉS ET TIGES ACIER TOLES, FEUILLES D'ACIER PROFILES DE CONSTRUCT.
	TOTAL - ORIG./DEST.		14 983	22 530	32 432 1 805 34 237	4 196 65 549 1 805 71 550	
	SERPENT RIVER	SALT				34 055	SEL
	TOTAL - ORIG./DEST.					34 055	
	THUNDER BAY	MEAT AND MEAT PREP. NES FISH, CANNED FRUIT JUICES FRUITS, PREP. CANNED VEGETABLE PREP. NES MISC. FOOD PREP. NES DIST. ALCOHOLIC BEV. FLAXSEED RAPESEED LUMBER AND TIMBER VENEER, PLYWOOD PAPER NES PAPERBOARD METALLIC SALTS SYNTHETIC RUBBER PLASTIC MATERIALS PLATE & SHEET STEEL STRUCTURAL SHAPES PASS. AUTOS AND CHASSIS BUSES AND CHASSIS TRUCKS AND CHASSIS		2 048 159 1 809 2 587 3 085 12 280 23	2 048 159 1 809 2 587 3 085 19 959 23		VIANDES ET PREP. NDA PDISSON EN BOITES JUS DE FRUIT FRUITS PREP. EN BOITE PREP. DE LEGUMES NDA DIV. PREP. ALIM. NDA BOISS. ALCOOL. DIST. GRAINE DE LIN GRAINE DE COLZA BOIS D'OEUVRE ET CHARP PLACAGES, CONTRE-PLAQ. PAPIER NDA CARTON SELS METALLIQUES CAOUTCHOUC SYNTHETIQUE MATIERES PLASTIQUES TOLES, FEUILLES D'ACIER PROFILES DE CONSTRUCT. VOITURES PART., CHASSIS AUTOBUS ET CHASSIS CAMIONS ET CHASSIS
	TOTAL - ORIG./DEST.		24 346	33 434	20 298	36 866	
	TORONTO	SALT		11 322	23 941		SEL
	TOTAL - ORIG./DEST.			11 322	23 941		
ONTARIO-NES/NDA	LIMESTONE CRUSHED STONE				55 513 12 672 68 185	PIERRE CALCAIRE PIERRE CONCASSÉE	
TOTAL - ORIG./DEST.					55 513 68 185		
<b>SELECTED PORT TOTAL</b>			<b>252 430</b>	<b>519 175</b>	<b>220 590</b>	<b>473 373</b>	<b>TOTAL PAR PORT CHOISI</b>
BEAVER COVE	BLIND BAY	LOGS		19 800			BILLES
	TOTAL - ORIG./DEST.			19 800			
	CAMPBELL RIVER	LOGS	6 622	20 502			BILLES
	TOTAL - ORIG./DEST.		6 622	20 502			
	CENTRE BAY	LOGS	21 600	652 500			BILLES
	TOTAL - ORIG./DEST.		21 600	652 500			
	FRASER RIVER	LOGS		28 222			BILLES
	TOTAL - ORIG./DEST.			28 222			
	HOWE SOUND	LOGS	48 900	153 600			BILLES
	TOTAL - ORIG./DEST.		48 900	153 600			
	JERVIS INLET	LOGS		3 683			BILLES
	TOTAL - ORIG./DEST.			3 683			
NEW WESTMINSTER	LOGS	13 244	47 807			BILLES	
TOTAL - ORIG./DEST.		13 244	47 807				
N. ARM FRASER R.	LOGS	21 600	43 200			BILLES	
TOTAL - ORIG./DEST.		21 600	43 200				
VANCOUVER	EQUIPMENT MISC.		4	33	381	MATERIEL DIVERS	
TOTAL - ORIG./DEST.			4	33	381		
<b>SELECTED PORT TOTAL</b>			<b>111 966</b>	<b>969 318</b>	<b>33</b>	<b>381</b>	<b>TOTAL PAR PORT CHOISI</b>
CAMPBELL RIVER	BEAVER COVE	LOGS			6 622	20 502	BILLES
	TOTAL - ORIG./DEST.				6 622	20 502	
	BURRARD INLET	PULPWOOD HOGGED FUEL, WOOD WASTE AND SCRAP NES PULP			16 234 6 189 6 310 1 112 29 845	55 265 25 632 43 461 1 112 125 470	BOIS A PATE BOIS DE CHAUFFAGE DECHETS ET REBUTS NDA PATE
	TOTAL - ORIG./DEST.				29 845	125 470	

TABLE 4 - ORIGIN AND DESTINATION OF CARGOES HANDLED IN COASTWISE SHIPPING, BY SELECTED CANADIAN PORTS - JUL-SEP, 1981

TABLEAU 4 - ORIGINE ET DESTINATION DES MARCHANDISES MANUTENTIONNEES EN CABOTAGE NATIONAL, SELON CERTAINS PORTS CANADIENS - JUIL-SEPT, 1981

SELECTED PORTS CERTAINS PORTS	ORIGIN OR DEST. ORIGINE OU DEST.	COMMODITY	METRIC TONNES - TONNES METRIQUE				MARCHANDISES	
			TONS - TONNES LOADED - CHARGEES QTR-QUART YEAR-ANNEE		TONS - TONNES UNLOADED - DECHARGEES QTR-QUART YEAR-ANNEE			
CAMPBELL RIVER	E COAST VAN ISL	PULPWOOD			3 397	27 492	BOIS A PATE	
		HOGGED FUEL, WOOD WASTE AND SCRAP NES			1 618	3 074	BOIS DE CHAUFFAGE DECHETS ET REBUTS NDA	
	TOTAL - ORIG./DEST.				5 015	38 906		
CROFTON		LOGS		15 600			BILLES	
	TOTAL - ORIG./DEST.			15 600				
FRASER RIVER		PULPWOOD			45 269	264 893	BOIS A PATE	
		HOGGED FUEL, WOOD			11 119	49 622	BOIS DE CHAUFFAGE	
		WASTE AND SCRAP NES			6 148	53 772	DECHETS ET REBUTS NDA	
		PULP			1 112	1 112	PATE	
	TOTAL - ORIG./DEST.		3 754	3 754	63 648	369 399	PAPIER JOURNAL	
			3 754					
GOWLAND HARBOUR		EQUIPMENT MISC.		25			MATERIEL DIVERS	
	TOTAL - ORIG./DEST.			25				
HOWE SOUND		PULPWOOD				3 085	BOIS A PATE	
		HOGGED FUEL, WOOD				2 456	BOIS DE CHAUFFAGE	
		WASTE AND SCRAP NES				19 194	DECHETS ET REBUTS NDA	
	TOTAL - ORIG./DEST.					24 735		
JERVIS INLET		LOGS			18 307	91 967	BILLES	
	TOTAL - ORIG./DEST.				18 307	91 967		
LADYSMITH		LOGS			10 305	25 037	BILLES	
	TOTAL - ORIG./DEST.				10 305	25 037		
NANAIMO		LUMBER AND TIMBER		2 721			BOIS D OEUVRE ET CHARP	
	TOTAL - ORIG./DEST.			2 721				
NEW WESTMINSTER		LOGS	13 934	24 983			BILLES	
		PULP		2 900			PATE	
	TOTAL - ORIG./DEST.		13 934	27 883				
N. ARM FRASER R.		PULPWOOD			24 154	84 575	BOIS A PATE	
		HOGGED FUEL, WOOD			23 888	117 265	BOIS DE CHAUFFAGE	
		WASTE AND SCRAP NES			8 090	29 263	DECHETS ET REBUTS NDA	
	TOTAL - ORIG./DEST.		4 050	4 050	56 132	231 103	PATE	
			4 050					
PRINCE RUPERT		GASOLINE				146	ESSENCE	
	TOTAL - ORIG./DEST.					146		
W COAST VAN IS N		WASTE AND SCRAP NES				6 575	DECHETS ET REBUTS NDA	
						6 575		
VANCOUVER		ZINC ORE AND CONC. ORES AND CONC.NES	2 722	7 847			MINERAI, CONC. DE ZINC	
		SALT		2 775			MINERAI ET CONC. NDA	
		LUMBER AND TIMBER	5 140	16 781		544	SEL	
		PULP	3 950	10 650			BOIS D OEUVRE ET CHARP	
		NEWSPRINT PAPER		650			PATE	
		SULPHURIC ACID				726	PAPIER JOURNAL	
		METALLIC SALTS				90	ACIDE SULFURIQUE	
		INORGANIC CHEMS. NES				19 395	SELS METALLIQUES	
		PLASTIC MATERIALS				45	PROD. CHIM. INORG. NDA	
		GASOLINE				8 460	MATIERES PLASTIQUES	
		FUEL OIL				10 391	ESSENCE	
		BRICKS, TILES NES					47 033	MAZOUT
			TOTAL - ORIG./DEST.	12 462	38 703	18 851	97 788	45
SELECTED PORT TOTAL			34 200	92 736	208 725	1 031 628	TOTAL PAR PORT CHOISI	
CENTRE BAY	BEAVER COVE	LOGS			21 600	652 500	BILLES	
					21 600	652 500		
N. ARM FRASER R.		LOGS	5 320	487 860			BILLES	
			5 320	487 860				
PORT HARVEY		LOGS				20 700	BILLES	
						20 700		
W COAST VAN IS S		LOGS		12 096			BILLES	
				12 096				
SELECTED PORT TOTAL			5 320	499 956	21 600	673 200	TOTAL PAR PORT CHOISI	
E COAST VAN ISL	BLIND BAY	LOGS		1 824		1 805	BILLES	
		SAND AND GRAVEL	3 629	4 037			SABLE ET GRAVIERS	
		LIMESTONE		3 629			PIERRE CALCAIRE	
	TOTAL - ORIG./DEST.	3 629	9 490			1 805		



TABLE 4 - ORIGIN AND DESTINATION OF CARGOES HANDLED IN COASTWISE SHIPPING, BY SELECTED CANADIAN PORTS - JUL-SEP, 1981

TABLIÉAU 4 - ORIGINE ET DESTINATION DES MARCHANDISES MENTIONNÉES EN CABOTAGE NATIONAL, SELON CERTAINS PORTS CANADIENS - JUIL-SEPT, 1981

SELECTED PORTS CERTAINS PORTS	ORIGIN OR DEST. ORIGINE OU DEST.	COMMODITY	TONS - TONNES		TONS - TONNES		MARCHANDISES
			LOADED - QTR-QUART	CHARGEES - YEAR-ANNEE	UNLDADED - QTR-QUART	DECHARGEES - YEAR-ANNEE	
8 COAST VAN ISL	BLUBBER BAY	EXPLOS., FUSES, CAPS	120	354			EXPLOS., AMORCES, DET.
	TOTAL - ORIG./DEST.		120	354			
	BREITANNIA BEACH	PULPWOOD	1 814	3 215			BOIS A PATE
		LIMESTONE		1 814			PIERRE CALCAIRE
		PULP				900	PATE
		EQUIPMENT MISC.			27	182	MATERIEL DIVERS
TOTAL - ORIG./DEST.		1 814	5 029	27	1 082		
CAMPBELL RIVER	PULPWOOD		3 397	27 492			BOIS A PATE
	HOGGED FUEL, WOOD			8 340			BOIS DE CHAUFFAGE
	WASTE AND SCRAP NES		1 618	3 074			DECHETS ET REBUTS NDA
TOTAL - ORIG./DEST.		5 015	38 906				
CHATHAM SOUND	EXPLOS., FUSES, CAPS		5	5			EXPLOS., AMORCES, DET.
TOTAL - ORIG./DEST.			5	5			
8 COAST VAN ISL	SAND AND GRAVEL		3 629	3 629	3 629	3 629	SABLE ET GRAVIERS
	EXPLOS., FUSES, CAPS		38	268	38	268	EXPLOS., AMORCES, DET.
TOTAL - ORIG./DEST.			3 667	3 897	3 667	3 897	
FRASER RIVER	SAND AND GRAVEL		11 794	15 876			SABLE ET GRAVIERS
	MISC. END PRODUCTS NES				1 632	1 632	PRODUITS FINIS DIV. NDA
TOTAL - ORIG./DEST.			11 794	15 876	1 632	1 632	
GOLD RIVER	PULPWOOD		2 093	11 526			BOIS A PATE
	TOTAL - ORIG./DEST.		2 093	11 526			
HOWE SOUND	LOGS			29 355			BILLES
	EQUIPMENT MISC.			380			MATERIEL DIVERS
TOTAL - ORIG./DEST.				29 735			
HECATE STRAIT	LOGS					8 686	BILLES
	EXPLOS., FUSES, CAPS			42			EXPLOS., AMORCES, DET.
TOTAL - ORIG./DEST.				42		8 686	
JERVIS INLET	EXPLOS., FUSES, CAPS			12			EXPLOS., AMORCES, DET.
	TOTAL - ORIG./DEST.			12			
JOHNSTONE STRAIT	LOGS				9 072	39 452	BILLES
	EXPLOS., FUSES, CAPS		237	796			EXPLOS., AMORCES, DET.
TOTAL - ORIG./DEST.			237	796	9 072	39 452	
KITIMAT	LOGS					8 040	BILLES
	TOTAL - ORIG./DEST.					8 040	
KNIGHT INLET	EXPLOS., FUSES, CAPS		10	15			EXPLOS., AMORCES, DET.
	TOTAL - ORIG./DEST.		10	15			
LADYSMITH	EXPLOS., FUSES, CAPS		159	635			EXPLOS., AMORCES, DET.
	TOTAL - ORIG./DEST.		159	635			
MILBANKE SOUND	EXPLOS., FUSES, CAPS		8	8			EXPLOS., AMORCES, DET.
	TOTAL - ORIG./DEST.		8	8			
PORTLAND INLET	SAND AND GRAVEL			1 451			SABLE ET GRAVIERS
	LIMESTONE			1 451			PIERRE CALCAIRE
	TOTAL - ORIG./DEST.			2 902			
LOUGHBOROUGH INL	LOGS					16 200	BILLES
	TOTAL - ORIG./DEST.					16 200	
QUEEN CHAR ISLES	LOGS				8 843	44 195	BILLES
	EXPLOS., FUSES, CAPS		47	306			EXPLOS., AMORCES, DET.
TOTAL - ORIG./DEST.		47	306	8 843	44 195		
QUEEN CHAR STRT	EXPLOS., FUSES, CAPS			19			EXPLOS., AMORCES, DET.
	GENERAL CARGO					16	MARCHANDISES DIVERSES
TOTAL - ORIG./DEST.				19		16	
RIVERS INLET	LOGS				25 401	181 785	BILLES
	EXPLOS., FUSES, CAPS		19	128			EXPLOS., AMORCES, DET.
TOTAL - ORIG./DEST.		19	128	25 401	181 785		
MENZIES BAY	EXPLOS., FUSES, CAPS			14			EXPLOS., AMORCES, DET.
	TOTAL - ORIG./DEST.			14			
SEYMOUR INLET	EXPLOS., FUSES, CAPS			25			EXPLOS., AMORCES, DET.
	TOTAL - ORIG./DEST.			25			
NANAIMO	LOGS			16 130			BILLES
	PULPWOOD			7 372			BOIS A PATE
	PULP			1 450			PATE
	TOTAL - ORIG./DEST.			24 952			
NEW WESTMINSTER	LOGS				28 500	BILLES	

TABLE 4 - ORIGIN AND DESTINATION OF CARGOES HANDLED IN COASTWISE SHIPPING, BY SELECTED CANADIAN PORTS - JUL-SEP, 1981

TABLEAU 4 - ORIGINE ET DESTINATION DES MARCHANDISES MANUTENTIONNEES EN CABOTAGE NATIONAL, SELON CERTAINS PORTS CANADIENS - JUIL-SEPT, 1981

SELECTED PORTS CERTAINS PORTS	ORIGIN OR DEST. ORIGINE OU DEST.	COMMODITY	METRIC TONNES - TONNES METRIQUE		MARCHANDISES		
			TONS LOADED - QTR-QUART	TONNES CHARGÉES YEAR-ANNEE	TONS UNLOADED - QTR-QUART	TONNES DECHARGÉES YEAR-ANNEE	
E COAST VAN ISL	NEW WESTMINSTER	SAND AND GRAVEL	31 752	109 048			SABLE ET GRAVIERS
		GYPNUM	18 143	18 143			GYPSE
		SHINGLES AND SHAKES	75	75			BARDEAUX, BARD. FACADE
		EXPLOS., FUSES, CAPS		27			EXPLOS., AMORCES, DET.
	TOTAL - ORIG./DEST.		281			MARCHANDISES DIVERSES	
			49 970	127 574		28 500	
N. ARM FRASER R.	LDGS	SAND AND GRAVEL	76 345	563 185		44 105	BILLES
		LIMESTONE	3 629	18 878			SABLE ET GRAVIERS
		PULP		15 350			PIERRE CALCAIRE
		EQUIPMENT MISC.		190		17 765	PATE
		GENERAL CARGO	281	281			MATERIEL DIVERS
	TOTAL - ORIG./DEST.		80 255	598 165		61 870	MARCHANDISES DIVERSES
PORT ALBERNI	LOGS		9 448		7 694	BILLES	
TOTAL - ORIG./DEST.			9 448		7 694		
PORT HARVEY	LOGS				22 800	BILLES	
TOTAL - ORIG./DEST.					22 800		
PORT MCNEILL	LOGS				64 800	BILLES	
TOTAL - ORIG./DEST.	EXPLOS., FUSES, CAPS	142	366			EXPLOS., AMORCES, DET.	
		142	366		64 800		
POWELL RIVER	PULPWOOD	35 709	158 192			BOIS A PATE	
	HOGGED FUEL, WOOD	1 509	38 306			BOIS DE CHAUFFAGE	
	EQUIPMENT MISC.					17	
TOTAL - ORIG./DEST.		37 218	196 498			17	
PRINCE RUPERT	SAND AND GRAVEL	15 423	23 134			SABLE ET GRAVIERS	
	EXPLOS., FUSES, CAPS		7			EXPLOS., AMORCES, DET.	
	GASOLINE			22	22	ESSENCE	
	FUEL OIL			22	22	MAZOUT	
	GENERAL CARGO	281	1 483			MARCHANDISES DIVERSES	
TOTAL - ORIG./DEST.		15 704	24 624	44	44		
RUPERT INLET	PULPWOOD		1 698			BOIS A PATE	
TOTAL - ORIG./DEST.	EXPLOS., FUSES, CAPS	6	38			EXPLOS., AMORCES, DET.	
		6	1 736				
W COAST VAN IS N	LOGS			12 701	25 402	BILLES	
TOTAL - ORIG./DEST.	EXPLOS., FUSES, CAPS	14	64			EXPLOS., AMORCES, DET.	
		14	64	12 701	25 402		
SEWELL INLET	EXPLOS., FUSES, CAPS	13	20			EXPLOS., AMORCES, DET.	
TOTAL - ORIG./DEST.		13	20				
W COAST VAN IS S	LOGS			15 725	86 982	BILLES	
TOTAL - ORIG./DEST.	EXPLOS., FUSES, CAPS	10	54			EXPLOS., AMORCES, DET.	
		10	54	15 725	86 982		
SMITH INLET	EXPLOS., FUSES, CAPS		25			EXPLOS., AMORCES, DET.	
TOTAL - ORIG./DEST.			25				
SQUAMISH	LOGS		92 705		73 010	BILLES	
TOTAL - ORIG./DEST.	EQUIPMENT MISC.				2 090	MATERIEL DIVERS	
			92 705		75 100		
TASU	EXPLOS., FUSES, CAPS	192	340			EXPLOS., AMORCES, DET.	
TOTAL - ORIG./DEST.		192	340				
UCLUELET	LOGS				27 059	BILLES	
TOTAL - ORIG./DEST.					27 059		
VANCOUVER	LOGS	3 420	20 328			BILLES	
	SAND AND GRAVEL	11 340	147 878			SABLE ET GRAVIERS	
	GASOLINE	160	160	7 981	19 350	ESSENCE	
	FUEL OIL			10 284	20 900	MAZOUT	
	EQUIPMENT MISC.		22	128	647	MATERIEL DIVERS	
	GENERAL CARGO		8	19	488	MARCHANDISES DIVERSES	
TOTAL - ORIG./DEST.		14 920	168 396	18 412	41 385		
VICTORIA	LOGS		15 000			BILLES	
TOTAL - ORIG./DEST.	SAND AND GRAVEL	4 082	4 082			SABLE ET GRAVIERS	
		4 082	19 082				
ZEBALLOS	LOGS				14 787	BILLES	
TOTAL - ORIG./DEST.					14 787		
STEWART	EXPLOS., FUSES, CAPS	243	473			EXPLOS., AMORCES, DET.	
TOTAL - ORIG./DEST.		243	473				
SELECTED PORT TOTAL			231 386	1 384 242	95 524	763 230	TOTAL PAR PORT CHOISI

TABLE 4 - ORIGIN AND DESTINATION OF CARGOES HANDLED IN COASTWISE SHIPPING, BY SELECTED CANADIAN PORTS - JUL-SEP, 1981

TABLÉAU 4 - ORIGINE ET DESTINATION DES MARCHANDISES MANUTENTIONNÉES EN CABOTAGE NATIONAL, SELON CERTAINS PORTS CANADIENS - JUIL-SEPT, 1981

SELECTED PORTS CERTAINS PORTS	ORIGIN OR DEST. ORIGINE OU DEST.	COMMODITY	METRIC TONNES - TONNES METRIQUE				MARCHANDISES	
			TONS - TONNES LOADED - CHARGÉES		TONS - TONNES UNLOADED - DECHARGÉES			
			QTR-QUART	YEAR-ANNÉE	QTR-QUART	YEAR-ANNÉE		
CROFTON	BROUGHTON STRAIT TOTAL - ORIG./DEST.	LOGS			28 800 28 800	28 800 28 800	BILLES	
	CAMPBELL RIVER TOTAL - ORIG./DEST.	LOGS				15 600 15 600	BILLES	
	CHEMAINUS TOTAL - ORIG./DEST.	LUMBER AND TIMBER				2 872 2 872	BOIS D OEUVRE ET CHARP	
	COWICHAN BAY TOTAL - ORIG./DEST.	LOGS		19 800 19 800			BILLES	
	FRASER RIVER TOTAL - ORIG./DEST.	LOGS		35 400 35 400		57 000 57 000	BILLES	
	GOVLAND HARBOUR TOTAL - ORIG./DEST.	LOGS				26 100 26 100	BILLES	
	JERVIS INLET TOTAL - ORIG./DEST.	LOGS				69 900 69 900	BILLES	
	JOHNSTONE STRAIT TOTAL - ORIG./DEST.	LOGS				92 400 92 400	BILLES	
	KNIGHT INLET TOTAL - ORIG./DEST.	LOGS			29 700 29 700	103 500 103 500	BILLES	
	QUEEN CHAR STRT TOTAL - ORIG./DEST.	LOGS				25 200 25 200	BILLES	
	RIVERS INLET TOTAL - ORIG./DEST.	LOGS			4 990 4 990	9 889 9 889	BILLES	
	NANAIMO TOTAL - ORIG./DEST.	LUMBER AND TIMBER	1 890 1 890	4 461 4 461			BOIS D OEUVRE ET CHARP	
	NEW WESTMINSTER	LOGS				18 040	18 040	BILLES
		PULPMOOD				57 758	398 909	BOIS A PATE
		LUMBER AND TIMBER					22 454	BOIS D OEUVRE ET CHARP
		PULP	5 558					PATE
	TOTAL - ORIG./DEST.	NEWSPRINT PAPER	2 132	2 609				PAPIER JOURNAL
		PAPER NES		636				PAPIER NOA
		TOTAL - ORIG./DEST.	2 132	8 803	57 758	439 403		
	N. ARM FRASER R.	PULPMOOD				13 506	74 631	BOIS A PATE
		LUMBER AND TIMBER				2 948	2 948	BOIS D OEUVRE ET CHARP
		PULP		159				PATE
		NEWSPRINT PAPER		159				PAPIER JOURNAL
TOTAL - ORIG./DEST.		318		16 454	77 579			
POWELL RIVER	LUMBER AND TIMBER				1 134	6 501	BOIS D OEUVRE ET CHARP	
	NEWSPRINT PAPER					680	PATE	
TOTAL - ORIG./DEST.				1 361	1 361	PAPIER JOURNAL		
				2 495	8 542			
RUPERT INLET	LOGS		13 064				BILLES	
	TOTAL - ORIG./DEST.		13 064					
RAGGED ISLAND	LOGS				17 400	17 400	BILLES	
	TOTAL - ORIG./DEST.				17 400	17 400		
W COAST VAN IS S	LOGS				8 165	8 165	BILLES	
	TOTAL - ORIG./DEST.				8 165	8 165		
UCLUELET	LOGS					14 697	BILLES	
	TOTAL - ORIG./DEST.					14 697		
VANCOUVER	PULPMOOD				16 038	110 802	BOIS A PATE	
	LUMBER AND TIMBER				4 234	18 674	BOIS D OEUVRE ET CHARP	
	PULP		2 873				PATE	
	NEWSPRINT PAPER	1 889	1 889				PAPIER JOURNAL	
	METALLIC SALTS					2 622	SELS METALLIQUES	
	INORGANIC CHEMS. NES					25 203	PRDO. CHIM. INORG. NDA	
	GASOLINE					9 601	ESSENCE	
	FUEL OIL					35 048	MAZOUT	
	TOTAL - ORIG./DEST.	1 889	5 896	1 297	21 569	201 950		
	VICTORIA	LOGS		29 400				BILLES
TOTAL - ORIG./DEST.			29 400					
SELECTED PORT TOTAL			5 911	117 142	187 331	1 198 997	TOTAL PAR PORT CHOISI	
FRASER RIVER	BEAVER COVE	LOGS				28 222	BILLES	
	TOTAL - ORIG./DEST.					28 222		

TABLE 4 - ORIGIN AND DESTINATION OF CARGOES HANDLED IN COASTWISE SHIPPING, BY SELECTED CANADIAN PORTS - JUL-SEP, 1981

TABLEAU 4 - ORIGINE ET DESTINATION DES MARCHANDISES MANUTENTIONNEES EN CABOTAGE NATIONAL, SELON CERTAINS PORTS CANADIENS -  
JUIL-SEPT, 1981

SELECTED PORTS CERTAINS PORTS	ORIGIN OR DEST. ORIGINE OU DEST.	COMMODITY	METRIC TONNES - TONNES METRIQUE		TONS - TONNES		MARCHANDISES
			LOADED - QTR-QUART	CHARGES YEAR-ANNEE	UNLOADED - QTR-QUART	DECHARGEES YEAR-ANNEE	
FRASER RIVER	BURRARD INLET	CEMENT	1 801	2 753		4 863	CIMENT
	TOTAL - ORIG./DEST.		1 801	2 753		4 863	
	BRITANNIA BEACH	PULPWOOD	25 115	110 750			BOIS A PATE
		HOGGED FUEL, WOOD	1 456	1 456			BOIS DE CHAUFFAGE
	TOTAL - ORIG./DEST.		26 571	112 206			
CAMPBELL RIVER	PULPWOOD		45 269	264 893			BOIS A PATE
	HOGGED FUEL, WOOD		11 119	49 622			BOIS DE CHAUFFAGE
	WASTE AND SCRAP NES		6 148	53 772			DECHETS ET REBUTS NDA
	PULP		1 112	1 112			PATE
	TOTAL - ORIG./DEST.		63 648	369 399	3 754	3 754	PAPIER JOURNAL
CHEMAINUS	LOGS				16 800	16 800	BILLES
	TOTAL - ORIG./DEST.				16 800	16 800	
E COAST VAN ISL	SAND AND GRAVEL				11 794	15 876	SABLE ET GRAVIERS
	MISC. END PRODUCTS NES		1 632	1 632			PRODUITS FINIS DIV.NDA
	TOTAL - ORIG./DEST.		1 632	1 632	11 794	15 876	
COURTENAY	CEMENT		1 405	1 405			CIMENT
	TOTAL - ORIG./DEST.		1 405	1 405			
COWICHAN BAY	LOGS			26 700			BILLES
	TOTAL - ORIG./DEST.			26 700			
CROFTON	LOGS			57 000			BILLES
	TOTAL - ORIG./DEST.			57 000			
FRASER RIVER	CEMENT		4 760	4 760	4 760	4 760	CIMENT
	EQUIPMENT MISC.		7	7	7	7	MATERIEL DIVERS
	TOTAL - ORIG./DEST.		4 767	4 767	4 767	4 767	
GOLO RIVER	PULPWOOD		5 489	65 846			BOIS A PATE
	TOTAL - ORIG./DEST.		5 489	65 846			
HOWE SOUND	LOGS			10 620			BILLES
	CEMENT		1 595	9 267			CIMENT
	EQUIPMENT MISC.			1 235			MATERIEL DIVERS
	TOTAL - ORIG./DEST.		1 595	21 122			
JERVIS INLET	SAND AND GRAVEL				1 534	7 450	SABLE ET GRAVIERS
	TOTAL - ORIG./DEST.				1 534	7 450	
KITIMAT	GENERAL CARGO		19 958	19 958	28 577	28 577	MARCHANDISES DIVERSES
	TOTAL - ORIG./DEST.		19 958	19 958	28 577	28 577	
LADYSMITH	LOGS			570			BILLES
	TOTAL - ORIG./DEST.			570			
QUEEN CHAR ISLES	LIMESTONE				3 500	3 500	PIERRE CALCAIRE
	TOTAL - ORIG./DEST.				3 500	3 500	
RIVERS INLET	LOGS					24 494	BILLES
	TOTAL - ORIG./DEST.					24 494	
SEYMOUR INLET	LOGS					6 048	BILLES
	TOTAL - ORIG./DEST.					6 048	
NANAIMO	SAND AND GRAVEL				10 461	10 461	SABLE ET GRAVIERS
	STONE, CRUDE NES					4 364	PIERRE BRUTE NDA
	TOTAL - ORIG./DEST.				10 461	14 825	
PORT ALBERNI	LOGS					8 165	BILLES
	TOTAL - ORIG./DEST.					8 165	
PORT MELLON	PULPWOOD		16 694	110 237			BOIS A PATE
	WASTE AND SCRAP NES			2 630			DECHETS ET REBUTS NDA
	TOTAL - ORIG./DEST.		16 694	112 867			
POWELL RIVER	PULPWOOD		14 114	40 678			BOIS A PATE
	LUMBER AND TIMBER					832	BOIS D OEUVRE ET CHARP
	TOTAL - ORIG./DEST.		14 114	40 678		832	
PRINCE RUPERT	GENERAL CARGO		14 515	14 515	3 629	3 629	MARCHANDISES DIVERSES
	TOTAL - ORIG./DEST.		14 515	14 515	3 629	3 629	
RUPERT INLET	PULPWOOD		9 766	17 358			BOIS A PATE
	TOTAL - ORIG./DEST.		9 766	17 358			
QUATSINO	LOGS				16 329	16 329	BILLES
	TOTAL - ORIG./DEST.				16 329	16 329	
W COAST VAN IS N	LOGS				4 990	13 155	BILLES
	TOTAL - ORIG./DEST.				4 990	13 155	



TABLE 4 - ORIGIN AND DESTINATION OF CARGOES HANDLED IN COASTWISE SHIPPING, BY SELECTED CANADIAN PORTS - JUL-SEP, 1981

TABLEAU 4 - ORIGINE ET DESTINATION DES MARCHANDISES MANUTENTIONNEES EN CABOTAGE NATIONAL, SELON CERTAINS PORTS CANADIENS - JUIL-SEPT, 1981

SELECTED PORTS CERTAINS PORTS	ORIGIN OR DEST. ORIGINE OU DEST.	COMMODITY	METRIC TONNES - TONNES METRIQUE				MARCHANDISES		
			TONS LOADED - QTR-QUART	TONNES CHARGÉES YEAR-ANNEE	TONS UNLOADED - QTR-QUART	TONNES DECHARGÉES YEAR-ANNEE			
FRASER RIVER	UCLUELET	LOGS			4 990	27 852	BILLES		
	TOTAL - ORIG./DEST.				4 990	27 852			
	VANANDA	SAND AND GRAVEL LIMESTONE			101 219	110 367	SABLE ET GRAVIERS PIERRE CALCAIRE		
	TOTAL - ORIG./DEST.				101 219	142 264 252 631			
	VANCOUVER	GASOLINE FUEL OIL CEMENT EQUIPMENT MISC.	6 510 5 6 515	17 175 31 17 206	60 271 386	163 757 1 126	ESSENCE MAZOUT CEMENT MATERIEL DIVERS		
TOTAL - ORIG./DEST.									
VICTORIA	LOGS					38 700	BILLES		
	BLDG. PAPER AND BOARD CEMENT	600 9 029	600 16 245			600 55 545	PLAQ. CONSTR., PAP/CART. CEMENT		
	TOTAL - ORIG./DEST.	9 629	55 545						
SELECTED PORT TOTAL			198 099	941 527	212 730	518 295	TOTAL PAR PORT CHOISI		
HOWE SOUND	BROUGHTON STRAIT	GENERAL CARGO					4	MARCHANDISES DIVERSES	
	TOTAL - ORIG./DEST.						4		
	BEAVER COVE	LOGS			48 900	153 600		BILLES	
	TOTAL - ORIG./DEST.				48 900	153 600			
	BLIND BAY	LOGS				9 000		BILLES	
	TOTAL - ORIG./DEST.					9 000			
	BRITANNIA BEACH	PULPWOOD		1 132					BOIS A PATE
	TOTAL - ORIG./DEST.			1 132					
	CAMPBELL RIVER	PULPWOOD HOGGED FUEL, WOOD WASTE AND SCRAP NES		3 085 2 456 19 194					BOIS A PATE BOIS DE CHAUFFAGE DECHETS ET REBUTS NDA
	TOTAL - ORIG./DEST.			24 735					
	CHEMAINUS	LOGS		5 795					BILLES
	TOTAL - ORIG./DEST.			5 795					
	BUTE INLET	LOGS			5 605	58 690			BILLES
	TOTAL - ORIG./DEST.				5 605	58 690			
	CHATHAM SOUND	LOGS			3 024	6 048			BILLES
	TOTAL - ORIG./DEST.				3 024	6 048			
	E COAST VAN ISL	LOGS EQUIPMENT MISC.				29 355			BILLES MATERIEL DIVERS
	TOTAL - ORIG./DEST.					380 29 735			
	FITZ HUGH SOUND	LOGS			3 024	3 024			BILLES
	TOTAL - ORIG./DEST.				3 024	3 024			
	FRASER RIVER	LOGS CEMENT EQUIPMENT MISC.			1 595	10 620			BILLES CEMENT MATERIEL DIVERS
	TOTAL - ORIG./DEST.				1 595	9 267 21 122			
	GOLD RIVER	LOGS PULPWOOD		2 093	82 634	6 048	33 264		BILLES BOIS A PATE
	TOTAL - ORIG./DEST.			2 093	82 634	6 048	33 264		
	HECATE STRAIT	LOGS				8 165			BILLES
	TOTAL - ORIG./DEST.					8 165			
	JERVIS INLET	LOGS			27 075	237 608			BILLES
TOTAL - ORIG./DEST.				27 075	237 608				
JOHNSTONE STRAIT	LOGS				30 300			BILLES	
TOTAL - ORIG./DEST.					30 300				
KITIMAT	LOGS				8 119			BILLES	
TOTAL - ORIG./DEST.					8 119				
MILBANKE SOUND	LOGS				6 048			BILLES	
TOTAL - ORIG./DEST.					6 048				
PORTLAND INLET	LOGS				10 160			BILLES	
TOTAL - ORIG./DEST.					10 160				
QUEEN CHAR ISLES	LOGS			35 238	306 850			BILLES	
TOTAL - ORIG./DEST.				35 238	306 850				
QUEEN CHAR STRT	LOGS				4 560			BILLES	
TOTAL - ORIG./DEST.					4 560				

TABLE 4 - ORIGIN AND DESTINATION OF CARGOES HANDLED IN COASTWISE SHIPPING, BY SELECTED CANADIAN PORTS - JUL-SEP, 1981

TABLEAU 4 - ORIGINE ET DESTINATION DES MARCHANDISES MANUTENTIONNEES EN CABOTAGE NATIONAL, SELON CERTAINS PORTS CANADIENS - JUIL-SEPT, 1981

METRIC TONNES - TONNES METRIQUE

SELECTED PORTS CERTAINS PORTS	ORIGIN OR DEST. ORIGINE OU DEST.	COMMODITY	TONS - TONNES LOADED - CHARGÉES		TONS - TONNES UNLOADED - DECHARGÉES		MARCHANDISES	
			QTR-QUART	YEAR-ANNEE	QTR-QUART	YEAR-ANNEE		
HOWE SOUND	RIVERS INLET	LOGS				8 165	BILLES	
	TOTAL - ORIG./DEST.					8 165		
	NANAIMO	LOGS		31 461			BILLES	
	TOTAL - ORIG./DEST.			31 461				
	N. ARM FRASER R.	LOGS	352 895	960 320	48 030	219 565	BILLES	
		EQUIPMENT MISC.	190	190	13 490	52 986	MATERIEL DIVERS	
	TOTAL - ORIG./DEST.		353 085	960 510	61 520	272 551		
	PORT ALBERNI	LOGS		23 178		24 721	BILLES	
	TOTAL - ORIG./DEST.			23 178		24 721		
	PORT MELLON	WASTE AND SCRAP NES		1 315	1 315			DECHETS ET REBUTS NDA
	TOTAL - ORIG./DEST.			1 315	1 315			
	PORT MCNEILL	LOGS				6 840	BILLES	
	TOTAL - ORIG./DEST.					6 840		
	TOBA INLET	LOGS				2 755	BILLES	
	TOTAL - ORIG./DEST.					2 755		
	PRINCE RUPERT	LOGS				6 048	BILLES	
	TOTAL - ORIG./DEST.					6 048		
	RUPERT INLET	LOGS		21 319	123 650			BILLES
	TOTAL - ORIG./DEST.			21 319	123 650			
	QUATSINO	LOGS				13 155	78 473	BILLES
TOTAL - ORIG./DEST.					13 155	78 473		
RAGGED ISLAND	LOGS				20 700	20 700	BILLES	
TOTAL - ORIG./DEST.					20 700	20 700		
W COAST VAN IS N	LOGS				105 083	512 012	BILLES	
TOTAL - ORIG./DEST.					105 083	512 012		
W COAST VAN IS S	LOGS		3 024	9 072		3 024	BILLES	
TOTAL - ORIG./DEST.			3 024	9 072		3 024		
SKIDEGATE	LOGS					8 165	BILLES	
TOTAL - ORIG./DEST.						8 165		
SQUAMISH	LOGS		3 230	47 025	49 910	105 750	BILLES	
	EQUIPMENT MISC.			760	1 140	1 995	MATERIEL DIVERS	
TOTAL - ORIG./DEST.			3 230	47 785	51 050	107 745		
VANANOA	LIMESTONE				4 507	4 507	PIERRE CALCAIRE	
TOTAL - ORIG./DEST.					4 507	4 507		
VANCOUVER	LOGS		16 110	90 445		9 025	BILLES	
	GASOLINE				768	3 655	ESSENCE	
	FUEL OIL				658	2 797	MAZOUT	
	EQUIPMENT MISC.			14	31	210	MATERIEL DIVERS	
	GENERAL CARGO		1	8	9	28	MARCHANDISES DIVERSES	
TOTAL - ORIG./DEST.			16 111	90 467	1 466	15 715		
ZEBALLOS	LOGS				6 048	27 216	BILLES	
TOTAL - ORIG./DEST.					6 048	27 216		
<b>SELECTED PORT TOTAL</b>			<b>400 177</b>	<b>1 401 738</b>	<b>394 038</b>	<b>2 024 930</b>	<b>TOTAL PAR PORT CHOISI</b>	
JERVIS INLET	BROUGHTON STRAIT	LOGS				49 850	BILLES	
	TOTAL - ORIG./DEST.					49 850		
	BEAVER COVE	LOGS				3 683	BILLES	
	TOTAL - ORIG./DEST.					3 683		
	BURRARD INLET	SAND AND GRAVEL		34 808	88 155			SABLE ET GRAVIERS
	TOTAL - ORIG./DEST.			34 808	88 155			
	BELLA COOLA	LOGS				9 072	18 416	BILLES
	TOTAL - ORIG./DEST.					9 072	18 416	
	BRITANNIA BEACH	LOGS		3 629	14 678			BILLES
	TOTAL - ORIG./DEST.			3 629	14 678			
CAMPBELL RIVER	LOGS		18 307	91 967			BILLES	
TOTAL - ORIG./DEST.			18 307	91 967				
CHEMAINUS	LOGS			12 000			BILLES	
TOTAL - ORIG./DEST.				12 000				
BUTE INLET	LOGS				3 325	11 210	BILLES	
TOTAL - ORIG./DEST.					3 325	11 210		

TABLE 4 - ORIGIN AND DESTINATION OF CARGOES HANDLED IN COASTWISE SHIPPING, BY SELECTED CANADIAN PORTS - JUL-SEP, 1981

TABLEAU 4 - ORIGINE ET DESTINATION DES MARCHANDISES MANUTENTIONNEES EN CABOTAGE NATIONAL, SELON CERTAINS PORTS CANADIENS - JUIL-SEPT, 1981

SELECTED PORTS CERTAINS PORTS	ORIGIN OR DEST. ORIGINE OU DEST.	COMMODITY	METRIC TONNES - TONNES METRIQUE		TONS - TONNES		MARCHANDISES		
			LOADED - QTR-QUART	CHARGEES YEAR-ANNEE	UNLOADED - QTR-QUART	DECHARGEES YEAR-ANNEE			
JERVIS INLET	E COAST VAN ISL TOTAL - ORIG./DEST.	EXPLOS., FUSES, CAPS					12 12	EXPLOS., AMORCES, DET.	
	CROFTON TOTAL - ORIG./DEST.	LOGS		69 900 69 900				BILLES	
	FRASER RIVER TOTAL - ORIG./DEST.	SAND AND GRAVEL	1 534 1 534	7 450 7 450					SABLE ET GRAVIERS
	GOWLAND HARBOUR TOTAL - ORIG./DEST.	LOGS					9 600 9 600		BILLES
	HOWE SOUND TOTAL - ORIG./DEST.	LOGS		27 075 27 075	237 608 237 608				BILLES
	HECATE STRAIT TOTAL - ORIG./DEST.	LOGS					19 232 19 232	66 766 66 766	BILLES
	JOHNSTONE STRAIT TOTAL - ORIG./DEST.	LOGS						23 274 23 274	BILLES
	KITIMAT TOTAL - ORIG./DEST.	LOGS					28 304 28 304	38 464 38 464	BILLES
	KNIGHT INLET TOTAL - ORIG./DEST.	LOGS						19 530 19 530	BILLES
	LADYSMITH TOTAL - ORIG./DEST.	LOGS						3 683 3 683	BILLES
	MILBANKE SOUND TOTAL - ORIG./DEST.	LOGS						36 288 36 288	BILLES
	PORTLAND INLET TOTAL - ORIG./DEST.	LOGS SAND AND GRAVEL		454 454	454 454			10 160 10 160	BILLES SABLE ET GRAVIERS
	QUEEN CHAR ISLES TOTAL - ORIG./DEST.	LOGS					93 180 93 180	331 610 331 610	BILLES
	RIVERS INLET TOTAL - ORIG./DEST.	LOGS					9 072 9 072	9 072 9 072	BILLES
	SEYMOUR INLET TOTAL - ORIG./DEST.	LOGS						3 024 3 024	BILLES
	NEW WESTMINSTER TOTAL - ORIG./DEST.	LOGS SAND AND GRAVEL STONE, CRUDE OIL		40 513 20 203 60 716	266 537 40 605 2 041 309 183				BILLES SABLE ET GRAVIERS PIERRE BRUTE NDA
	N. ARM FRASER R. TOTAL - ORIG./DEST.	LOGS SAND AND GRAVEL		5 510 8 997 14 507	32 130 33 843 65 973		760 760	5 225 5 225	BILLES SABLE ET GRAVIERS
	PORT ALBERNI TOTAL - ORIG./DEST.	LOGS			8 503 8 503				BILLES
	PORT MELLON TOTAL - ORIG./DEST.	EQUIPMENT MISC.					6 6	6 6	MATERIEL DIVERS
	TOBA INLET TOTAL - ORIG./DEST.	LOGS					5 225 5 225	51 080 51 080	BILLES
	POWELL RIVER TOTAL - ORIG./DEST.	EQUIPMENT MISC.					11 11	67 67	MATERIEL DIVERS
	PRINCE RUPERT TOTAL - ORIG./DEST.	LOGS SAND AND GRAVEL GENERAL CARGO		454 454	4 536 4 536		3 024 3 024	17 237 454 17 691	BILLES SABLE ET GRAVIERS MARCHANDISES DIVERSES
	RUPERT INLET TOTAL - ORIG./DEST.	LOGS			37 467 37 467				BILLES
	W COAST VAN IS N TOTAL - ORIG./DEST.	LOGS						36 469 36 469	BILLES
	W COAST VAN IS S TOTAL - ORIG./DEST.	LOGS			3 024 3 024				BILLES
	SOUTH BAY TOTAL - ORIG./DEST.	LOGS					9 072 9 072	54 432 54 432	BILLES
	VANCOUVER	SAND AND GRAVEL GASOLINE		54 384	135 127		820	3 761	SABLE ET GRAVIERS ESSENCE

TABLE 4 - ORIGIN AND DESTINATION OF CARGOES HANDLED IN COASTWISE SHIPPING, BY SELECTED CANADIAN PORTS - JUL-SEP, 1981

TABLEAU 4 - ORIGINE ET DESTINATION DES MARCHANDISES MANUTENTIONNEES EN CABOTAGE NATIONAL, SELON CERTAINS PORTS CANADIENS - JUIL-SEPT, 1981

		METRIC TONNES - TONNES METRIQUE					
SELECTED PORTS CERTAINS PORTS	ORIGIN OR DEST. ORIGINE DU DEST.	COMMODITY	TONS - TONNES LOADED - CHARGÉES		TONS - TONNES UNLOADED - DECHARGÉES		MARCHANDISES
			QTR-QUART	YEAR-ANNEE	QTR-QUART	YEAR-ANNEE	
JERVIS INLET	VANCOUVER	FUEL OIL			370	2 741	MAZOUT
		EQUIPMENT MISC.	5	21	43	117	MATERIEL DIVERS
		GENERAL CARGO	21	111	146	921	MARCHANDISES DIVERSES
	TOTAL - ORIG./DEST.		54 410	135 259	1 379	6 540	
SELECTED PORT TOTAL			215 894	1 086 157	181 662	806 152	TOTAL PAR PORT CHOISI
QUEEN CHAR ISLES	CHEMAINUS	LOGS	9 534	9 534			BILLES
	TOTAL - ORIG./DEST.		9 534	9 534			
	E COAST VAN ISL	LOGS	8 843	44 195			BILLES
	TOTAL - ORIG./DEST.	EXPLOS., FUSES, CAPS			47	306	EXPLOS., AMORCES, DET.
			8 843	44 195	47	306	
	FRASER RIVER	LIMESTONE	3 500	3 500			PIERRE CALCAIRE
	TOTAL - ORIG./DEST.		3 500	3 500			
	HOWE SOUND	LOGS	35 238	306 850			BILLES
	TOTAL - ORIG./DEST.		35 238	306 850			
	JERVIS INLET	LOGS	93 180	331 610			BILLES
	TOTAL - ORIG./DEST.		93 180	331 610			
	NANAIMO	GASOLINE			25	25	ESSENCE
	TOTAL - ORIG./DEST.				25	25	
NEW WESTMINSTER		SAND AND GRAVEL	13 607	39 743			SABLE ET GRAVIERS
		LIMESTONE		1 814			PIERRE CALCAIRE
		LUMBER AND TIMBER	242	850			BOIS D OEUVRE ET CHARP
		SHINGLES AND SHAKES	181	238			BARDEAUX, BARD. FACADE
TOTAL - ORIG./DEST.		14 030	42 645				
PORT ALBERNI	TOTAL - ORIG./DEST.	LOGS		8 948			BILLES
				8 948			
PORT HARDY	TOTAL - ORIG./DEST.	FUEL OIL			94	277	MAZOUT
					94	277	
PORT MELLON	TOTAL - ORIG./DEST.	LOGS		28 101			BILLES
				28 101			
PRINCE RUPERT	TOTAL - ORIG./DEST.	GASOLINE			88	982	ESSENCE
		FUEL OIL			744	3 317	MAZOUT
				832	4 299		
RUPERT INLET	TOTAL - ORIG./DEST.	LOGS		17 781			BILLES
				17 781			
VANCOUVER	TOTAL - ORIG./DEST.	LOGS		39 395			BILLES
		SAND AND GRAVEL	4 990	4 990			SABLE ET GRAVIERS
		LIMESTONE	133 500	137 000			PIERRE CALCAIRE
		GASOLINE			823	2 301	ESSENCE
		FUEL OIL			773	3 556	MAZOUT
		138 490	181 385	1 596	5 857		
VICTORIA	TOTAL - ORIG./DEST.	FUEL OIL			220	220	MAZOUT
					220	220	
SELECTED PORT TOTAL			302 815	974 549	2 814	10 984	TOTAL PAR PORT CHOISI
NANAIMO	BLIND BAY	LOGS				6 749	BILLES
	TOTAL - ORIG./DEST.					6 749	
	BLUBBER BAY	LIMESTONE			12 786		PIERRE CALCAIRE
	TOTAL - ORIG./DEST.				12 786		
	BRITANNIA BEACH	BLOG. PAPER AND BOARD				800	PLAQ. CONSTR., PAP/CART.
	TOTAL - ORIG./DEST.					800	
	CAMPBELL RIVER	LUMBER AND TIMBER			2 721		BOIS D OEUVRE ET CHARP
	TOTAL - ORIG./DEST.				2 721		
	CHEMAINUS	LUMBER AND TIMBER			2 192		BOIS D OEUVRE ET CHARP
	TOTAL - ORIG./DEST.				2 192		
	E COAST VAN ISL	LOGS			16 130		BILLES
TOTAL - ORIG./DEST.		PULPWOOD			7 372		BOIS A PATE
		PULP			1 450		PATE
					24 952		
CROFTON	LUMBER AND TIMBER			1 890	4 461	BOIS D OEUVRE ET CHARP	
TOTAL - ORIG./DEST.				1 890	4 461		
FITZ HUGH SOUND	FUEL OIL	141	141			MAZOUT	
TOTAL - ORIG./DEST.		141	141				



TABLE 4 - ORIGIN AND DESTINATION OF CARGOES HANDLED IN COASTWISE SHIPPING, BY SELECTED CANADIAN PORTS - JUL-SEP, 1981

TABLÉAU 4 - ORIGINE ET DESTINATION DES MARCHANDISES MANUTENTIONNÉES EN CABOTAGE NATIONAL, SELON CERTAINS PORTS CANADIENS - JUIL-SEPT, 1981

METRIC TONNES - TONNES METRIQUE

SELECTED PORTS CERTAINS PORTS	ORIGIN OR DEST. ORIGINE OU DEST.	COMMODITY	TONS - TONNES		TONS - TONNES		MARCHANDISES	
			LOADED - QTR-QUART	CHARGÉES YEAR-ANNEE	UNLOADED - QTR-QUART	DECHARGÉES YEAR-ANNEE		
NANAIMO	FRASER RIVER	SAND AND GRAVEL STONE, CRUDE NES	10 461	10 461			SABLE ET GRAVIERS PIERRE BRUTE NDA	
	TOTAL - ORIG./DEST.		10 461	14 825				
	HOWE SOUND	LOGS				31 461	BILLES	
	TOTAL - ORIG./DEST.					31 461		
	HECATE STRAIT	FUEL OIL	7	7			MAZOUT	
	TOTAL - ORIG./DEST.		7	7				
	QUEEN CHAR ISLES	GASOLINE	25	25			ESSENCE	
	TOTAL - ORIG./DEST.		25	25				
	MENZIES BAY	LOGS				9 290	BILLES	
	TOTAL - ORIG./DEST.					9 290		
	NEW WESTMINSTER	LOGS			1 334	1 334	BILLES	
		PULPWOOD			5 341	63 911	BOIS A PATE	
	TOTAL - ORIG./DEST.	LUMBER AND TIMBER		6 350	12 504	46 977	BOIS D OEUVRE ET CHARP	
				6 350	19 179	112 222		
	N. ARM FRASER R.	LOGS			3 963	13 843	BILLES	
		PULPWOOD			48 251	402 925	BOIS A PATE	
	TOTAL - ORIG./DEST.	SAND AND GRAVEL			10 342	10 342	SABLE ET GRAVIERS	
		LUMBER AND TIMBER			2 948	2 948	BOIS D OEUVRE ET CHARP	
					65 504	430 058		
	POWELL RIVER	LUMBER AND TIMBER			3 591	13 795	BOIS D OEUVRE ET CHARP	
PULP			907	2 041	1 452	6 533	PATE	
TOTAL - ORIG./DEST.		907	2 041	5 043	20 328			
RUPERT INLET	PULP				1 410	PATE		
TOTAL - ORIG./DEST.					1 410			
SKIDEGATE	FUEL OIL		35	35			MAZOUT	
	TOTAL - ORIG./DEST.		35	35				
TEAKERNE ARM	LOGS				11 177	BILLES		
	TOTAL - ORIG./DEST.				11 177	37 160		
VANCOUVER	SALT					26 080	SEL	
	SULPHUR IN ORES					1 814	SOUFRE EN MINERAL	
	LUMBER AND TIMBER		6 954	18 898	1 512	4 838	BOIS D OEUVRE ET CHARP	
	PULP		4 400	26 291		272	PATE	
	NEWSPRINT PAPER		816	816			PAPIER JOURNAL	
	BLOG, PAPER AND BOARD				36	36	PLAQ. CONSTR., PAP/CART.	
	OILS, FATS, WAXES NES			33			HUIL. MAT. GRAS. CIRE NDA	
	SULPHURIC ACID					2 131	ACIDE SULFURIQUE	
	METALLIC SALTS					5 225	SELS METALLIQUES	
	INORGANIC CHEMS. NES					172	17 138	PROD. CHIM. INORG. NDA
	GASOLINE					56 527	162 468	ESSENCE
	FUEL OIL					26 719	137 067	MAZOUT
	TOTAL - ORIG./DEST.		12 170	46 038	85 138	357 069		
SELECTED PORT TOTAL			23 746	69 462	187 931	1 053 659	TOTAL PAR PORT CHOISI	
NEW WESTMINSTER	BAMBERTON	CEMENT				500	CIMENT	
	TOTAL - ORIG./DEST.					500		
	BEAVER COVE	LOGS				13 244	BILLES	
	TOTAL - ORIG./DEST.					13 244	47 807	
	BLUBBER BAY	EXPLOS., FUSES, CAPS		36	76			EXPLOS., AMORCES, DET.
		FERTILIZERS NES		76	76			ENGRAIS CHIMIQUES NDA
	TOTAL - ORIG./DEST.		112	152				
	CAMPBELL RIVER	LOGS				13 934	BILLES	
		PULP					2 900	PATE
	TOTAL - ORIG./DEST.					13 934	27 883	
	CHEMAINUS	LUMBER AND TIMBER					3 024	BOIS D OEUVRE ET CHARP
		TOTAL - ORIG./DEST.					3 024	
	CHATHAM SOUND	LUMBER AND TIMBER			1 512			BOIS D OEUVRE ET CHARP
TOTAL - ORIG./DEST.				1 512				
E COAST VAN ISL	LOGS			28 500			BILLES	
	SAND AND GRAVEL				31 752	109 048	SABLE ET GRAVIERS	
	GYPSUM				18 143	18 143	GYPSE	
	SHINGLES AND SHAKES				75	75	BARDEAUX, BARO. FACADE	
	EXPLOS., FUSES, CAPS					27	EXPLOS., AMORCES, DET.	
TOTAL - ORIG./DEST.	GENERAL CARGO		28 500		49 970	127 574	MARCHANDISES DIVERSES	
OWICHAN BAY	LOGS				37 230		BILLES	
	TOTAL - ORIG./DEST.				37 230			

TABLE 4 - ORIGIN AND DESTINATION OF CARGOES HANDLED IN COASTWISE SHIPPING, BY SELECTED CANADIAN PORTS - JUL-SEP, 1981

TABLEAU 4 - ORIGINE ET DESTINATION DES MARCHANDISES MANUTENTIONNEES EN CABOTAGE NATIONAL, SELON CERTAINS PORTS CANADIENS - JUIL-SEPT, 1981

METRIC TONNES - TONNES METRIQUE

SELECTED PORTS CERTAINS PORTS	ORIGIN OR DEST. ORIGINE OU DEST.	COMMOODITY	TONS - TONNES LOADED - CHARGÉES		TONS - TONNES UNLOADED - DECHARGÉES		MARCHANDISES
			QTR-QUART	YEAR-ANNEE	QTR-QUART	YEAR-ANNEE	
NEW WESTMINSTER	CROFTON	LOGS		18 040			BILLES
		PULPWOOD	57 758	398 909			BOIS A PATE
		LUMBER AND TIMBER		22 454			BOIS D OEUVRE ET CHARP
		PULP			5 558		PATE
		NEWSPRINT PAPER			2 132	2 639	PAPIER JOURNAL
		PAPER NES				636	PAPIER NDA
	<b>TOTAL - ORIG./DEST.</b>		<b>57 758</b>	<b>439 403</b>	<b>2 132</b>	<b>8 803</b>	
	ESQUIMALT	FUEL OIL				1 220	MAZOUT
	<b>TOTAL - ORIG./DEST.</b>					<b>1 220</b>	
JERVIS INLET		LOGS			40 513	266 537	BILLES
		SAND AND GRAVEL			20 203	40 605	SABLE ET GRAVIERS
		STONE, CRUDE NES				2 041	PIERRE BRUTE NDA
	<b>TOTAL - ORIG./DEST.</b>				<b>60 716</b>	<b>309 183</b>	
JOHNSTONE STRAIT		LOGS			7 366	80 681	BILLES
					<b>7 366</b>	<b>80 681</b>	
KITIMAT		SAND AND GRAVEL			2 722	2 722	SABLE ET GRAVIERS
		LIMESTONE				3 629	PIERRE CALCAIRE
		LUMBER AND TIMBER		4 536			BOIS D OEUVRE ET CHARP
		GENERAL CARGO	18 507	47 457	19 415	46 694	MARCHANDISES DIVERSES
	<b>TOTAL - ORIG./DEST.</b>		<b>18 507</b>	<b>51 993</b>	<b>22 137</b>	<b>53 045</b>	
LADYSMITH		LOGS		5 035	7 366	91 331	BILLES
	<b>TOTAL - ORIG./DEST.</b>			<b>5 035</b>	<b>7 366</b>	<b>91 331</b>	
PORTLAND INLET		SAND AND GRAVEL	2 722	2 722			SABLE ET GRAVIERS
		GENERAL CARGO		454	454	454	MARCHANDISES DIVERSES
	<b>TOTAL - ORIG./DEST.</b>		<b>3 176</b>	<b>3 176</b>	<b>454</b>	<b>454</b>	
QUEEN CHAR ISLES		SAND AND GRAVEL			13 607	39 743	SABLE ET GRAVIERS
		LIMESTONE				1 814	PIERRE CALCAIRE
		LUMBER AND TIMBER			242	850	BOIS D OEUVRE ET CHARP
		SHINGLES AND SHAKES			181	238	BOIS D OEUVRE ET CHARP
	<b>TOTAL - ORIG./DEST.</b>				<b>14 030</b>	<b>42 645</b>	
NANAIMO		LOGS	1 334	1 334			BILLES
		PULPWOOD	5 341	63 911			BOIS A PATE
		LUMBER AND TIMBER	12 504	46 977			BOIS D OEUVRE ET CHARP
	<b>TOTAL - ORIG./DEST.</b>		<b>19 179</b>	<b>112 222</b>		<b>6 350</b>	<b>6 350</b>
N. ARM FRASER R.		PLATE & SHEET STEEL		272			TOLES, FEUILLES D ACIER
		EQUIPMENT MISC.				41	MATERIEL DIVERS
	<b>TOTAL - ORIG./DEST.</b>		<b>272</b>	<b>313</b>			
PORT MELLON		PULP				364	PATE
		MACHINERY NES				23	MACHINES NDA
	<b>TOTAL - ORIG./DEST.</b>					<b>387</b>	
POWELL RIVER		LUMBER AND TIMBER				2 344	BOIS D OEUVRE ET CHARP
		EQUIPMENT MISC.			5	5	MATERIEL DIVERS
	<b>TOTAL - ORIG./DEST.</b>				<b>5</b>	<b>2 349</b>	
PRINCE RUPERT		SAND AND GRAVEL	1 534	1 534	767	767	SABLE ET GRAVIERS
		LUMBER AND TIMBER		36 288		31 752	BOIS D OEUVRE ET CHARP
		GENERAL CARGO	43 073	100 406	50 304	104 413	MARCHANDISES DIVERSES
	<b>TOTAL - ORIG./DEST.</b>		<b>44 607</b>	<b>138 228</b>	<b>51 071</b>	<b>136 932</b>	
W COAST VAN IS N		EXPLOS., FUSES, CAPS				5	EXPLOS., AMORCES, DET.
						5	
Sooke		LUMBER AND TIMBER				4 838	BOIS D OEUVRE ET CHARP
						4 838	
SQUAMISH		LUMBER AND TIMBER				1 361	BOIS D OEUVRE ET CHARP
						1 361	
TEXADA		SAND AND GRAVEL				14 257	SABLE ET GRAVIERS
						14 257	
VANANDA		SAND AND GRAVEL		4 082		37 089	SABLE ET GRAVIERS
		LIMESTONE			4 646	9 218	PIERRE CALCAIRE
	<b>TOTAL - ORIG./DEST.</b>		<b>4 082</b>	<b>4 646</b>	<b>4 646</b>	<b>46 307</b>	
VANCOUVER		IRON AND STEEL SCRAP		2 268			DECHETS DE FER ACIER
		ORGANIC CHEMICALS NES			5 989	26 198	PROD. CHIM. ORGAN. NDA
		GASOLINE				3 020	ESSENCE
		FUEL OIL			8 524	22 125	MAZOUT
		EQUIPMENT MISC.			14	14	MATERIEL DIVERS
	<b>TOTAL - ORIG./DEST.</b>		<b>2 268</b>	<b>2 268</b>	<b>14 527</b>	<b>51 357</b>	
VICTORIA		IRON AND STEEL SCRAP		4 536			DECHETS DE FER ACIER
		SAND AND GRAVEL				7 620	SABLE ET GRAVIERS
		GYPSE			7 620	7 620	GYPSE
	<b>TOTAL - ORIG./DEST.</b>		<b>4 536</b>	<b>4 536</b>	<b>7 620</b>	<b>74 633</b>	
<b>SELECTED PORT TOTAL</b>			<b>143 611</b>	<b>820 650</b>	<b>269 218</b>	<b>1 132 926</b>	<b>TOTAL PAR PORT CHOISI</b>

TABLE 4 - ORIGIN AND DESTINATION OF CARGOES HANDLED IN COASTWISE SHIPPING, BY SELECTED CANADIAN PORTS - JUL-SEP, 1981

TABLEAU 4 - ORIGINE ET DESTINATION DES MARCHANDISES MENTIONNEES EN CABOTAGE NATIONAL, SELON CERTAINS PORTS CANADIENS - JUIL-SEPT, 1981

SELECTED PORTS CERTAINS PORTS	ORIGIN OR DEST. ORIGINE OU DEST.	COMMODITY	METRIC TONNES - TONNES METRIQUE				MARCHANDISES
			TONS - TONNES LOADED - CHARGÉES		TONS - TONNES UNLOADED - DECHARGÉES		
			QTR-QUART	YEAR-ANNEE	QTR-QUART	YEAR-ANNEE	
N. ARM FRASER R.	BEAVER COVE	LOGS			21 600	43 200	BILLES
	TOTAL - ORIG./DEST.				21 600	43 200	
	BLIND BAY	LOGS				5 035	BILLES
	TOTAL - ORIG./DEST.					5 035	
BRITANNIA BEACH	PULPWOOD		26 401	173 970			
	HOGGED FUEL, WOOD		8 259	35 767			BOIS A PATE
	WASTE AND SCRAP NES			1 456			BOIS DE CHAUFFAGE
	PULP		1 112	1 112			DECHETS ET REBUTS NOA
TOTAL - ORIG./DEST.		35 772	212 305			PATE	
CAMPBELL RIVER	PULPWOOD		24 154	84 575			
	HOGGED FUEL, WOOD		23 888	117 265			BOIS A PATE
	WASTE AND SCRAP NES		8 090	29 263			BOIS DE CHAUFFAGE
	PULP				4 050	4 050	DECHETS ET REBUTS NOA
TOTAL - ORIG./DEST.		56 132	231 103	4 050	4 050	PATE	
CENTRE BAY	LOGS				5 320	487 860	BILLES
	TOTAL - ORIG./DEST.				5 320	487 860	
CHEMINUS	LOGS				33 300	229 500	BILLES
	TOTAL - ORIG./DEST.				33 300	229 500	
CHATHAM SOUND	LUMBER AND TIMBER			1 512			BOIS D OEUVRE ET CHARP
	TOTAL - ORIG./DEST.			1 512			
E COAST VAN ISL	LOGS		44 105		76 345	563 185	BILLES
	SAND AND GRAVEL				3 629	18 878	SABLE ET GRAVIERS
	LIMESTONE					281	PIERRE CALCAIRE
	PULP					15 350	PATE
	EQUIPMENT MISC.		17 765			190	MATERIEL DIVERS
	GENERAL CARGO				281	281	MARCHANDISES DIVERSES
TOTAL - ORIG./DEST.			61 870		80 255	598 165	
COWICHAN BAY	LOGS			7 200			BILLES
	TOTAL - ORIG./DEST.			7 200			
CREFTON	PULPWOOD		13 506	74 631			BOIS A PATE
	LUMBER AND TIMBER		2 948	2 948			BOIS D OEUVRE ET CHARP
	PULP					159	PATE
	NEWSPRINT PAPER					159	PAPIER JOURNAL
TOTAL - ORIG./DEST.		16 454	77 579			318	
GOLD RIVER	PULPWOOD		1 729	5 176			BOIS A PATE
	HOGGED FUEL, WOOD			1 618			BOIS DE CHAUFFAGE
TOTAL - ORIG./DEST.		1 729	6 794				
GOWLAND HARBOUR	LOGS					28 200	BILLES
	TOTAL - ORIG./DEST.					28 200	
HOWE SOUND	LOGS		48 030	219 565	352 895	960 320	BILLES
	EQUIPMENT MISC.		13 490	52 986	190	190	MATERIEL DIVERS
	TOTAL - ORIG./DEST.		61 520	272 551	353 085	960 510	
JERVIS INLET	LOGS		760	5 225	5 510	32 130	BILLES
	SAND AND GRAVEL				8 997	33 843	SABLE ET GRAVIERS
TOTAL - ORIG./DEST.		760	5 225	14 507	65 973		
KITIMAT	SAND AND GRAVEL				767	767	SABLE ET GRAVIERS
	GENERAL CARGO				454	454	MARCHANDISES DIVERSES
TOTAL - ORIG./DEST.				1 221	1 221		
LADYSMITH	LOGS			570			BILLES
	TOTAL - ORIG./DEST.			570			
PORTLAND INLET	SAND AND GRAVEL			227			SABLE ET GRAVIERS
	LIMESTONE			227			PIERRE CALCAIRE
	GENERAL CARGO			1 633			MARCHANDISES DIVERSES
	TOTAL - ORIG./DEST.			2 087			
MENZIES BAY	LOGS					9 290	BILLES
	TOTAL - ORIG./DEST.					9 290	
NANAIMO	LOGS		3 963	13 843			BILLES
	PULPWOOD		48 251	402 925			BOIS A PATE
	SAND AND GRAVEL		10 342	10 342			SABLE ET GRAVIERS
	LUMBER AND TIMBER		2 948	2 948			BOIS D OEUVRE ET CHARP
	TOTAL - ORIG./DEST.		65 504	430 058			
NEW WESTMINSTER	PLATE & SHEET STEEL				272	272	TOLES, FEUILLES D ACIER
	EQUIPMENT MISC.					41	MATERIEL DIVERS
TOTAL - ORIG./DEST.				272	313		
PORT MELLON	LOGS					30 892	BILLES
	PULPWOOD		34 669	293 166			BOIS A PATE

TABLE 4 - ORIGIN AND DESTINATION OF CARGUES HANDLED IN COASTWISE SHIPPING, BY SELECTED CANADIAN PORTS - JUL-SEP, 1981

TABLEAU 4 - ORIGINE ET DESTINATION DES MARCHANDISES MANUTENTIONNEES EN CABOTAGE NATIONAL, SELON CERTAINS PORTS CANADIENS - JUIL-SEPT, 1981

SELECTED PORTS CERTAINS PORTS	ORIGIN OR DEST. ORIGINE OU DEST.	COMMODITY	TONS - TONNES		TONS - TONNES		MARCHANDISES
			LOADED - CHARGÉES QTR-QUART	YEAR-ANNEE	UNLOADED - DÉCHARGÉES QTR-QUART	YEAR-ANNEE	
N. ARM FRASER R.	PORT MELLON	HOGGED FUEL, WOOD WASTE AND SCRAP NES	12 720 1 405	50 243 12 252			BOIS DE CHAUFFAGE DECHETS ET REBUTS NDA
	TOTAL - ORIG./DEST.		48 794	355 661		30 892	
	POWELL RIVER	LOGS PULPWOOD HOGGED FUEL, WOOD WASTE AND SCRAP NES LUMBER AND TIMBER	5 935 6 148	15 471 34 300 1 456			1 234 BILLES BOIS A PATE BOIS DE CHAUFFAGE DECHETS ET REBUTS NDA BOIS D OEUVRE ET CHARP
	TOTAL - ORIG./DEST.		12 083	51 227	3 931 3 931	3 931 5 165	
	PRINCE RUPERT	IRON AND STEEL SCRAP					2 722 DECHETS DE FER ACIER
	TOTAL - ORIG./DEST.					2 722	
	RUPERT INLET	PULPWOOD		8 483			BOIS A PATE
	TOTAL - ORIG./DEST.			8 483			
	SQUAMISH	LOGS EQUIPMENT MISC.		50 505 2 090			5 700 BILLES MATERIEL DIVERS
	TOTAL - ORIG./DEST.			52 595		5 700	
	TASU	SAND AND GRAVEL FUEL OIL GENERAL CARGO			5 443	13 154 181	SABLE ET GRAVIERS MAZOUT MARCHANDISES DIVERSES
	TOTAL - ORIG./DEST.		363 363	2 539 2 539	363 5 806	907 14 242	
	TEAKERNE ARM	LOGS			11 612	39 480	BILLES
	TOTAL - ORIG./DEST.				11 612	39 480	
	VANANDA	SAND AND GRAVEL				4 589	SABLE ET GRAVIERS
TOTAL - ORIG./DEST.					4 589		
VANCOUVER	LOGS GASOLINE FUEL OIL EQUIPMENT MISC.				11 155 18 7	BILLES ESSENCE MAZOUT MATERIEL DIVERS	
TOTAL - ORIG./DEST.		454 454	460 460	14 14	128 11 308		
VICTORIA	LUMBER AND TIMBER		1 512			BOIS D OEUVRE ET CHARP	
TOTAL - ORIG./DEST.			1 512				
SELECTED PORT TOTAL			299 565	1 781 331	534 973	2 547 733	TOTAL PAR PORT CHOISI
PORT MELLON	BURRARD INLET	PULPWOOD HOGGED FUEL, WOOD WASTE AND SCRAP NES			3 136 2 366 3 822	67 270 28 369 17 857	BOIS A PATE BOIS DE CHAUFFAGE DECHETS ET REBUTS NDA
	TOTAL - ORIG./DEST.				9 324	113 496	
	BLUBBER BAY	LIMESTONE			3 175	5 011	PIERRE CALCAIRE
	TOTAL - ORIG./DEST.				3 175	5 011	
	FRASER RIVER	PULPWOOD WASTE AND SCRAP NES			16 694	110 237 2 630	BOIS A PATE DECHETS ET REBUTS NDA
	TOTAL - ORIG./DEST.				16 694	112 867	
	HOWE SOUND	WASTE AND SCRAP NES			1 315	1 315	DECHETS ET REBUTS NDA
	TOTAL - ORIG./DEST.				1 315	1 315	
	JERVIS INLET	EQUIPMENT MISC.		6	6		MATERIEL DIVERS
	TOTAL - ORIG./DEST.			6	6		
	QUEEN CHAR ISLES	LOGS				28 101	BILLES
	TOTAL - ORIG./DEST.					28 101	
	NEW WESTMINSTER	PULP MACHINERY NES		364 23			PATE MACHINES NDA
	TOTAL - ORIG./DEST.			387			
	N. ARM FRASER R.	LOGS PULPWOOD HOGGED FUEL, WOOD WASTE AND SCRAP NES		30 892		34 669 12 720 1 405	293 166 50 243 12 252
TOTAL - ORIG./DEST.			30 892	48 794	355 661		
PORT ALBERNI	LOGS				26 404	BILLES	
TOTAL - ORIG./DEST.					26 404		
W COAST VAN IS S	LOGS				8 310	BILLES	
TOTAL - ORIG./DEST.					8 310		
SQUAMISH	PULP		1 155	567	567	PATE	
TOTAL - ORIG./DEST.			1 155	567	567		
VANCOUVER	SALT PULP				1 772	SSEL PATE	
TOTAL - ORIG./DEST.		3 628	14 955				



TABLE 4 - ORIGIN AND DESTINATION OF CARGOES HANDLED IN COASTWISE SHIPPING, BY SELECTED CANADIAN PORTS - JUL-SEPT, 1981

TABLÉAU 4 - ORIGINE ET DESTINATION DES MARCHANDISES MANUTENTIONNÉES EN CABOTAGE NATIONAL, SELON CERTAINS PORTS CANADIENS - JUIL-SEPT, 1981

METRIC TONNES - TONNES METRIQUE

SELECTED PORTS CERTAINS PORTS	ORIGIN OR DEST. ORIGINE OU DEST.	COMMODITY	TONS - TONNES LOADED - CHARGÉES		TONS - TONNES UNLOADED - DECHARGÉES		MARCHANDISES	
			QTR-QUART	YEAR-ANNEE	QTR-QUART	YEAR-ANNEE		
PORT MELLEN	VANCOUVER	SULPHURIC ACID			3 416		ACIDE SULFURIQUE	
		METALLIC SALTS			3 843		SELS METALLIQUES	
		INORGANIC CHEMS. NES			7 936		PROD. CHIM. INORG. NDA	
		CHEM. SPECIALTIES NES			204		PROD. CHIM. SPECIAUX NDA	
		GASOLINE			4 676		ESSENCE	
		FUEL OIL			4 674		MAZOUT	
		WIRE			22 571		FIL METALLIQUE	
		MACHINERY NES			181		MACHINES NDA	
		EQUIPMENT MISC.	14	25	39	265	MATERIEL DIVERS	
		TOTAL - ORIG./DEST.	3 642	14 980	5 059	44 954		
VICTORIA	EQUIPMENT MISC.			454	454	MATERIEL DIVERS		
		TOTAL - ORIG./DEST.			454	454		
SELECTED PORT TOTAL			3 648	47 420	85 382	697 140	TOTAL PAR PORT CHOISI	
POWELL RIVER	BURREARD INLET	PULPWOOD			3 701	11 811	BOIS A PATE	
		HOGGED FUEL, WOOD			4 530	25 320	BOIS DE CHAUFFAGE	
	TOTAL - ORIG./DEST.			8 231	37 131			
	BLUBBER BAY	LIMESTONE			1 814	4 047	PIERRE CALCAIRE	
			TOTAL - ORIG./DEST.			1 814	4 047	
	BRITANNIA BEACH	PULP				454	PATE	
			TOTAL - ORIG./DEST.				454	
	E COAST VAN ISL	PULPWOOD			35 709	158 192	BOIS A PATE	
			HOGGED FUEL, WOOD			1 509	38 306	BOIS DE CHAUFFAGE
	TOTAL - ORIG./DEST.		17	17	37 218	196 498	MATERIEL DIVERS	
	CROFTON	LUMBER AND TIMBER	1 134	6 501			BOIS D OEUVRE ET CHARP	
		PULP		680			PATE	
		NEWSPRINT PAPER	1 361	1 361			PAPIER JOURNAL	
	TOTAL - ORIG./DEST.	2 495	8 542					
	FRASER RIVER	PULPWOOD			14 114	40 678	BOIS A PATE	
			LUMBER AND TIMBER		832		BOIS D OEUVRE ET CHARP	
	TOTAL - ORIG./DEST.		832		14 114	40 678		
	JERVIS INLET	EQUIPMENT MISC.	11	67			MATERIEL DIVERS	
			TOTAL - ORIG./DEST.	11	67			
	JDHNSTONE STRAIT	EQUIPMENT MISC.	9	29			MATERIEL DIVERS	
			TOTAL - ORIG./DEST.	9	29			
	KITIMAT	SAND AND GRAVEL	767	767			SABLE ET GRAVIERS	
			GENERAL CARGO	454	454			MARCHANDISES DIVERSES
			TOTAL - ORIG./DEST.	1 221	1 221			
	KNIGHT INLET	EQUIPMENT MISC.		9			MATERIEL DIVERS	
			TOTAL - ORIG./DEST.		9			
	NANAIMO	LUMBER AND TIMBER	3 591	13 795			BOIS D OEUVRE ET CHARP	
			PULP	1 452	6 533	907	2 041	PATE
TOTAL - ORIG./DEST.			5 043	20 328	907	2 041		
NEW WESTMINSTER	LUMBER AND TIMBER		2 344			BOIS D OEUVRE ET CHARP		
		EQUIPMENT MISC.	5	5			MATERIEL DIVERS	
TOTAL - ORIG./DEST.	5	2 349						
N. ARM FRASER R.	LOGS		1 234			BILLES		
		PULPWOOD			5 935	15 471	BOIS A PATE	
		HOGGED FUEL, WOOD			6 148	34 300	BOIS DE CHAUFFAGE	
		WASTE AND SCRAP NES				1 456	DECHETS ET REBUTS NDA	
		LUMBER AND TIMBER	3 931	3 931			BOIS D OEUVRE ET CHARP	
TOTAL - ORIG./DEST.	3 931	5 165	12 083	51 227				
PORT MCNEILL	EQUIPMENT MISC.	5	50			MATERIEL DIVERS		
		TOTAL - ORIG./DEST.	5	50				
PRINCE RUPERT	GENERAL CARGO				1 814	MARCHANDISES DIVERSES		
		TOTAL - ORIG./DEST.				1 814		
RUPERT INLET	HOGGED FUEL, WOOD			2 002	2 002	BOIS DE CHAUFFAGE		
		TOTAL - ORIG./DEST.			2 002	2 002		
W COAST VAN IS S	PULPWOOD			1 698	23 706	BOIS A PATE		
		TOTAL - ORIG./DEST.			1 698	23 706		
TEAKERNE ARM	LOGS			10 015	65 467	BILLES		
		EQUIPMENT MISC.		78			MATERIEL DIVERS	
TOTAL - ORIG./DEST.		78		10 015	65 467			
VANCOUVER	IRON AND STEEL SCRAP	272	1 451			DECHETS DE FER ACIER		

TABLE 4 - ORIGIN AND DESTINATION OF CARGOES HANDLED IN COASTWISE SHIPPING, BY SELECTED CANADIAN PORTS - JUL-SEP, 1981

TABLEAU 4 - ORIGINE ET DESTINATION DES MARCHANDISES MANUTENTIONNEES EN CABOTAGE NATIONAL, SELON CERTAINS PORTS CANADIENS - JUIL-SEPT, 1981

		METRIC TONNES - TONNES METRIQUE					
SELECTED PORTS CERTAINS PORTS	ORIGIN OR DEST. ORIGINE OU DEST.	COMMODITY	TONS LOADED QTR-QUART	TONNES CHARGÉES YEAR-ANNÉE	TONS UNLOADED QTR-QUART	TONNES DECHARGÉES YEAR-ANNÉE	MARCHANDISES
POWELL RIVER	VANCOUVER	SULPHUR IN DRES			181	1 860	SOUFRE EN MINERAI
		WASTE AND SCRAP NES	405	4 272			DECHETS ET REBUTS NOA
		LUMBER AND TIMBER	4 082	4 838			BOIS D OEUVRE ET CHARP
		PULP	8 811	25 774		2 654	PATE
		NEWSPRINT PAPER	24 163	195 689			PAPIER JOURNAL
		PAPERBOARD				123	CARTON
		SULPHURIC ACID			347	619	ACIDE SULFURIQUE
		METALLIC SALTS			1 129	1 788	SELS METALLIQUES
		INORGANIC CHEMS. NES			2 570	19 030	PROD.CHIM. INDRG.NDA
		ORGANIC CHEMICALS NES				341	PROD.CHIM.ORGAN.NDA
		GASOLINE			3 586	14 497	ESSENCE
		FUEL OIL			6 086	16 979	MAZOUT
		LUBRICATING OIL, GREASE			70	193	HUILE, GRAISSE LUBRIF.
		CASTINGS, FORGINGS		45			MOUL. PIECES FORGEES
		BRICKS, TILES NES				37	BRIQUES, TUILES NDA
		NON-MET. MIN. BASIC PROD				32	PROD. MIN. NON-MET. BASE
		MACHINERY NES		45		396	MACHINES NDA
		TRUCKS AND CHASSIS		181		45	CAMIONS ET CHASSIS
		EQUIPMENT MISC.	5	54	14	184	MATERIEL DIVERS
	TOTAL - ORIG./DEST.		37 738	232 349	13 983	58 778	
	VANGUARD	EQUIPMENT MISC.		5			MATERIEL DIVERS
	TOTAL - ORIG./DEST.			5			
SELECTED PORT TOTAL			50 458	271 041	102 065	483 843	TOTAL PAR PORT CHOISI
W COAST VAN IS N	BURRARD INLET	LOGS		38 586			BILLES
	TOTAL - ORIG./DEST.			38 586			
	CAMPBELL RIVER	WASTE AND SCRAP NES		6 575			DECHETS ET REBUTS NDA
	TOTAL - ORIG./DEST.			6 575			
	E COAST VAN ISL	LOGS	12 701	25 402			BILLES
		EXPLOS., FUSES, CAPS			14	64	EXPLOS., AMORCES, MET.
	TOTAL - ORIG./DEST.		12 701	25 402	14	64	
	ESQUIMALT	LOGS	4 990	49 079			BILLES
	TOTAL - ORIG./DEST.		4 990	49 079			
	FRASER RIVER	LOGS	4 990	13 155			BILLES
	TOTAL - ORIG./DEST.		4 990	13 155			
	HOWE SOUND	LOGS	105 083	512 012			BILLES
	TOTAL - ORIG./DEST.		105 083	512 012			
	JERVIS INLET	LOGS		36 469			BILLES
	TOTAL - ORIG./DEST.			36 469			
	JOHNSTONE STRAIT	LOGS		2 660			BILLES
	TOTAL - ORIG./DEST.			2 660			
	LOUGHBOROUGH INL	LOGS	4 064	4 064			BILLES
	TOTAL - ORIG./DEST.		4 064	4 064			
	NEW WESTMINSTER	EXPLOS., FUSES, CAPS		5			EXPLOS., AMORCES, OET.
	TOTAL - ORIG./DEST.			5			
	PORT ALBERNI	LOGS		16 898			BILLES
	TOTAL - ORIG./DEST.			16 898			
	PORT HARDY	FUEL OIL			154	154	MAZOUT
	TOTAL - ORIG./DEST.				154	154	
	PRINCE RUPERT	FUEL OIL			25	485	MAZOUT
	TOTAL - ORIG./DEST.				25	485	
	W COAST VAN IS N	LOGS	3 024	3 024	3 024	3 024	BILLES
	TOTAL - ORIG./DEST.		3 024	3 024	3 024	3 024	
	W COAST VAN IS S	LOGS		3 024			BILLES
	TOTAL - ORIG./DEST.			3 024			
	TAHSIS	LOGS		9 072			BILLES
	TOTAL - ORIG./DEST.			9 072			
	VANCOUVER	LOGS		16 443			BILLES
		GASOLINE			741	2 555	ESSENCE
		FUEL OIL			2 063	8 130	MAZOUT
		EQUIPMENT MISC.				8	MATERIEL DIVERS
	TOTAL - ORIG./DEST.			16 443	2 804	10 693	
	VICTORIA	FUEL OIL				59	MAZOUT
	TOTAL - ORIG./DEST.					59	
SELECTED PORT TOTAL			134 852	736 468	6 021	14 479	TOTAL PAR PORT CHOISI

TABLE 4 - ORIGIN AND DESTINATION OF CARGUES HANDLED IN COASTWISE SHIPPING, BY SELECTED CANADIAN PORTS - JUL-SEP, 1981

TABLÉAU 4 - ORIGINE ET DESTINATION DES MARCHANDISES MANUTENTIONNÉES EN CABOTAGE NATIONAL, SELON CERTAINS PORTS CANADIENS - JUIL-SEPT, 1981

METRIC TONNES - TONNES METRIQUE

SELECTED PORTS CERTAINS PORTS	ORIGIN OR DEST. ORIGINE OU DEST.	COMMODITY	TONS - TONNES LOADED - CHARGÉES		TONS - TONNES UNLOADED - DÉCHARGÉES		MARCHANDISES
			QTR-QUART	YEAR-ANNÉE	QTR-QUART	YEAR-ANNÉE	
VANCOUVER	PORT HAWKESBURY	GASOLINE		16 581			ESSENCE
		FUEL OIL		13 208			MAZOUT
	<b>TOTAL - ORIG./DEST.</b>			<b>29 789</b>			
	SYDNEY	COAL,BITUMINOUS		40 606			CHARBON BITUMINEUX
	<b>TOTAL - ORIG./DEST.</b>			<b>40 606</b>			
	ALERT BAY	GASOLINE		298			ESSENCE
		FUEL OIL	1 916	3 701			MAZOUT
	<b>TOTAL - ORIG./DEST.</b>		<b>2 214</b>	<b>4 348</b>			
	BROUGHTON STRAIT	GASOLINE		80			ESSENCE
		FUEL OIL		242			MAZOUT
		GENERAL CARGO		64		2	6 MARCHANDISES DIVERSES
	<b>TOTAL - ORIG./DEST.</b>		<b>386</b>	<b>822</b>	<b>2</b>	<b>6</b>	
	BEAVER COVE	EQUIPMENT MISC.		33			4 MATERIEL DIVERS
	<b>TOTAL - ORIG./DEST.</b>		<b>33</b>	<b>381</b>		<b>4</b>	
	BURRARD INLET	GASOLINE		2			ESSENCE
		FUEL OIL		28			MAZOUT
		EQUIPMENT MISC.					MATERIEL DIVERS
	<b>TOTAL - ORIG./DEST.</b>		<b>30</b>	<b>38</b>			
	BELLA COOLA	GASOLINE	1 141	2 261			ESSENCE
		FUEL OIL	573	2 135			MAZOUT
	<b>TOTAL - ORIG./DEST.</b>		<b>1 714</b>	<b>4 396</b>			
	BLIND BAY	LOGS				7 620	BILLES
	<b>TOTAL - ORIG./DEST.</b>					<b>7 620</b>	
	BLUBBER BAY	FUEL OIL		59			MAZOUT
	<b>TOTAL - ORIG./DEST.</b>			<b>59</b>			
	BRITANNIA BEACH	SALT		2 277			SEL
		PULP				2 267	PATE
		SULPHURIC ACID		2 995			ACIDE SULFURIQUE
		METALLIC SALTS	460	2 488			SELS METALLIQUES
		INORGANIC CHEMS. NES		1 205			PROD.CHIM.INORG.NDA
		GASOLINE		3 352			ESSENCE
		FUEL OIL	5 258	22 569			MAZOUT
	<b>TOTAL - ORIG./DEST.</b>		<b>5 718</b>	<b>34 886</b>		<b>2 267</b>	
	CAMPBELL RIVER	ZINC ORE AND CONC.			2 722	7 847	MINERAIS,CONC.DE ZINC
		ORES AND CONC.NES				2 775	MINERAIS ET CONC.NDA
		SALT		544			SEL
		LUMBER AND TIMBER			5 140	16 781	BOIS D OEUVRE ET CHARP
		PULP			3 950	10 650	PATE
		NEWSPRINT PAPER			650	650	PAPIER JOURNAL
		SULPHURIC ACID		726			ACIDE SULFURIQUE
		METALLIC SALTS		90			SELS METALLIQUES
		INORGANIC CHEMS. NES		19 395			PROD.CHIM.INORG.NDA
		PLASTIC MATERIALS		45			MATIERES PLASTIQUES
		GASOLINE	8 460	29 910			ESSENCE
		FUEL OIL	10 391	47 033			MAZOUT
		BRICKS,TILES NES		45			BRIQUES,TUILES NDA
	<b>TOTAL - ORIG./DEST.</b>		<b>18 851</b>	<b>97 788</b>	<b>12 462</b>	<b>38 703</b>	
	CHEMAINUS	LUMBER AND TIMBER			1 361	1 361	BOIS D OEUVRE ET CHARP
		FUEL OIL	3 289	11 349	249	249	MAZOUT
	<b>TOTAL - ORIG./DEST.</b>		<b>3 289</b>	<b>11 349</b>	<b>1 610</b>	<b>1 610</b>	
	BUTE INLET	SHINGLES AND SHAKES				37	BARDEAUX,BARD.FACADE
		GASOLINE	511	652			ESSENCE
		FUEL OIL	691	1 682			MAZOUT
		EQUIPMENT MISC.	43	43			MATERIEL DIVERS
		GENERAL CARGO	56	127	1	57	MARCHANDISES DIVERSES
	<b>TOTAL - ORIG./DEST.</b>		<b>1 301</b>	<b>2 504</b>	<b>1</b>	<b>94</b>	
	CHATHAM SOUND	FISH,FRESH CR FROZEN			334	334	POISSON,FRAIS CU CONG.
		GASOLINE	1 350	2 104			ESSENCE
		FUEL OIL	334	693			MAZOUT
		EQUIPMENT MISC.		9			MATERIEL DIVERS
		GENERAL CARGO	231	295	688	688	MARCHANDISES DIVERSES
	<b>TOTAL - ORIG./DEST.</b>		<b>1 915</b>	<b>3 101</b>	<b>1 022</b>	<b>1 022</b>	
	E COAST VAN ISL	LOGS			3 420	20 328	BILLES
		SAND AND GRAVEL			11 340	147 878	SABLE ET GRAVIERS
		GASOLINE	7 981	19 350	160	160	ESSENCE
		FUEL OIL	10 284	20 900			MAZOUT
		EQUIPMENT MISC.	128	647			MATERIEL DIVERS
		GENERAL CARGO	19	488			8 MARCHANDISES DIVERSES
	<b>TOTAL - ORIG./DEST.</b>		<b>18 412</b>	<b>41 385</b>	<b>14 920</b>	<b>168 396</b>	
	COURTENAY	GASOLINE	9 210	12 408			ESSENCE
		FUEL OIL	649	14 331			MAZOUT
	<b>TOTAL - ORIG./DEST.</b>		<b>9 859</b>	<b>26 739</b>			

TABLE 4 - ORIGIN AND DESTINATION OF CARGOES HANDLED IN COASTWISE SHIPPING, BY SELECTED CANADIAN PORTS - JUL-SEP, 1961

TABLEAU 4 - ORIGINE ET DESTINATION DES MARCHANDISES MANUTENTIONNEES EN CABOTAGE NATIONAL, SELON CERTAINS PORTS CANADIENS - JUIL-SEPT, 1961

SELECTED PORTS CERTAINS PORTS	ORIGIN OR DEST. ORIGINE OU DEST.	COMMODITY	METRIC TONNES - TONNES METRIQUE				MARCHANDISES	
			TONS LOADED QTR-QUART	TONNES - CHARGÉES YEAR-ANNEE	TONS UNLOADED QTR-QUART	TONNES - DECHARGÉES YEAR-ANNEE		
VANCOUVER	COWICHAN BAY	LUMBER AND TIMBER			2 873	5 897	BOIS D OEUVRE ET CHARP ESSENCE MAZOUT	
		GASOLINE		320				
		FUEL OIL		629				
	TOTAL - ORIG./DEST.			949	2 873	5 897		
VANCOUVER	CROFTON	PULWOOD	16 038	110 802			BOIS A PATE BOIS D OEUVRE ET CHARP PATE PAPIER JOURNAL SELS METALLIQUES PROD. CHIM. INORG. NDA ESSENCE MAZOUT	
		LUMBER AND TIMBER	4 234	18 674				
		PULP			1 889	1 889		
		NEWSPRINT PAPER						
		METALLIC SALTS		2 622				
		INDORGANIC CHEMS. NES		25 203				
		GASOLINE		9 601				
	TOTAL - ORIG./DEST.		21 569	201 950	1 889	5 896		
VANCOUVER	ESQUIMALT	GASOLINE		1 141			ESSENCE MAZOUT	
		FUEL OIL	3 017	19 038		200		
	TOTAL - ORIG./DEST.		3 017	20 179		200		
VANCOUVER	FITZ HUGH SOUND	GASOLINE		109			ESSENCE MAZOUT MARCHANDISES DIVERSES	
		FUEL OIL		243				
		GENERAL CARGO		86	182	1		8
	TOTAL - ORIG./DEST.		438	1 575	1	8		
VANCOUVER	FRASER RIVER	GASOLINE		60			ESSENCE MAZOUT CIMENT MATERIEL DIVERS	
		FUEL OIL		271		6 510		17 175
		CEMENT				5		31
		EQUIPMENT MISC.		55	206			
	TOTAL - ORIG./DEST.		386	1 126	6 515	17 206		
VANCOUVER	GOLD RIVER	GASOLINE		537			ESSENCE MAZOUT	
		FUEL OIL		1 211				
	TOTAL - ORIG./DEST.			1 748				
VANCOUVER	HOWE SOUND	LOGS		9 025	16 110	90 445	BILLES ESSENCE MAZOUT MATERIEL DIVERS MARCHANDISES DIVERSES	
		GASOLINE	768	3 655				
		FUEL OIL	658	2 797				
		EQUIPMENT MISC.	31	210		14		
		GENERAL CARGO	9	28	1	8		
	TOTAL - ORIG./DEST.	1 466	15 715	16 111	90 467			
VANCOUVER	HECATE STRAIT	GASOLINE	331	584			ESSENCE MAZOUT	
		FUEL OIL	595	1 298				
	TOTAL - ORIG./DEST.	926	1 882					
VANCOUVER	JERVIS INLET	SAND AND GRAVEL			54 384	135 127	SABLE ET GRAVIERS ESSENCE MAZOUT MATERIEL DIVERS MARCHANDISES DIVERSES	
		GASOLINE	820	2 761				
		FUEL OIL	370	2 741				
		EQUIPMENT MISC.	43	117	5	21		
		GENERAL CARGO	146	921	21	111		
	TOTAL - ORIG./DEST.	1 379	6 540	54 410	135 259			
VANCOUVER	JOHNSTONE STRAIT	SHINGLES AND SHAKES			77	272	BARDEAUX, BARD. FACADE ESSENCE MAZOUT MATERIEL DIVERS MARCHANDISES DIVERSES	
		GASOLINE	2 391	4 418				
		FUEL OIL	2 177	7 658				
		EQUIPMENT MISC.	33	194				
		GENERAL CARGO	171	1 037	33	179		
	TOTAL - ORIG./DEST.	4 772	13 307	110	451			
VANCOUVER	KITIMAT	GASOLINE	1 277	7 133			ESSENCE MAZOUT MARCHANDISES DIVERSES	
		FUEL OIL	1 795	10 520				
		GENERAL CARGO				3 555		
	TOTAL - ORIG./DEST.	3 072	17 653		3 555			
VANCOUVER	KNIGHT INLET	GASOLINE	18	39			ESSENCE MAZOUT MATERIEL DIVERS MARCHANDISES DIVERSES	
		FUEL OIL	47	174				
		EQUIPMENT MISC.	41	41				
		GENERAL CARGO	64	312	20	87		
	TOTAL - ORIG./DEST.	170	566	20	87			
VANCOUVER	MILBANKE SOUND	FISH, FRESH OR FROZEN			155	256	POISSON, FRAIS OU CONG. ESSENCE MAZOUT MARCHANDISES DIVERSES	
		GASOLINE	107	407				
		FUEL OIL	353	1 335				
		GENERAL CARGO	707	2 153	270	583		
	TOTAL - ORIG./DEST.	1 167	3 895	425	839			
VANCOUVER	PORTLAND INLET	GASOLINE	315	1 051			ESSENCE MAZOUT	
		FUEL OIL	2 406	4 485				
	TOTAL - ORIG./DEST.	2 721	5 536					
VANCOUVER	LOUGHBOROUGH INL	GASOLINE		48			ESSENCE MAZOUT MATERIEL DIVERS	
		FUEL OIL		75				
		EQUIPMENT MISC.	5	5				
	TOTAL - ORIG./DEST.		5	128				
VANCOUVER	QUEEN CHAR ISLES	LOGS				39 395	BILLES	



TABLE 4 - ORIGIN AND DESTINATION OF CARGOES HANDLED IN COASTWISE SHIPPING, BY SELECTED CANADIAN PORTS - JUL-SEP, 1981

TABLEAU 4 - ORIGINE ET DESTINATION DES MARCHANDISES MANUTENTIONNEES EN CABOTAGE NATIONAL, SELON CERTAINS PORTS CANADIENS - JUIL-SEPT, 1981

SELECTED PORTS CERTAINS PORTS	ORIGIN OR DEST. ORIGINE OU DEST.	COMMODITY	METRIC TONNES - TONNES METRIQUE				MARCHANDISES
			TONS - TONNES LOADED - CHARGÉES		TONS - TONNES UNLOADED - DECHARGÉES		
			QTR-QUART	YEAR-ANNEE	QTR-QUART	YEAR-ANNEE	
VANCOUVER	QUEEN CHAR ISLES	SAND AND GRAVEL			4 990	4 990	SABLE ET GRAVIERS
		LIMESTONE			133 500	137 000	PIERRE CALCAIRE
		FUEL OIL	823	2 301			ESSENCE
	<b>TOTAL - ORIG./DEST.</b>		<b>1 596</b>	<b>5 857</b>	<b>138 490</b>	<b>181 385</b>	<b>MAZOUT</b>
	QUEEN CHAR STRT	GASOLINE		74			ESSENCE
		FUEL OIL	80	224			MAZOUT
		EQUIPMENT MISC. GENERAL CARGO	84	642	14	64	MATERIEL DIVERS MARCHANDISES DIVERSES
	<b>TOTAL - ORIG./DEST.</b>		<b>164</b>	<b>951</b>	<b>14</b>	<b>64</b>	
	RIVERS INLET	LOGS				21 228	BILLES
		GASOLINE	66	76			ESSENCE
FUEL OIL GENERAL CARGO		40	93			MAZOUT	
<b>TOTAL - ORIG./DEST.</b>		<b>208</b>	<b>751</b>	<b>20</b>	<b>90</b>	<b>MARCHANDISES DIVERSES</b>	
		<b>314</b>	<b>920</b>	<b>20</b>	<b>21 318</b>		
MASSET	GASOLINE		856			ESSENCE	
	FUEL OIL		1 810			MAZOUT	
<b>TOTAL - ORIG./DEST.</b>			<b>2 666</b>				
MENZIES BAY	EQUIPMENT MISC.	18	68			MATERIEL DIVERS	
	<b>TOTAL - ORIG./DEST.</b>	<b>18</b>	<b>68</b>				
SEYMOUR INLET	LOGS				3 024	BILLES	
	SHINGLES AND SHAKES				48	BARDEAUX, BARD. FACADE	
	GASOLINE GENERAL CARGO	62	261	12	30	ESSENCE MARCHANDISES DIVERSES	
<b>TOTAL - ORIG./DEST.</b>		<b>62</b>	<b>271</b>	<b>12</b>	<b>3 102</b>		
NAMU	GASOLINE	175	230			ESSENCE	
	FUEL OIL	672	1 397			MAZOUT	
<b>TOTAL - ORIG./DEST.</b>		<b>847</b>	<b>1 627</b>				
NEW WESTMINSTER	SALT		26 080			SEL	
	SULPHUR IN DRES		1 814			SOUFRE EN MINERAL	
	LUMBER AND TIMBER	1 512	4 838	6 954	18 898	BOIS D OEUVRE ET CHARP	
	PULP		272	4 400	26 291	PATE	
	NEWSPRINT PAPER			816	816	PAPIER JOURNAL	
	BLOG. PAPER AND BOARD	36	36			PLAQ. CONSTR., PAP/CART.	
	OILS, FATS, WAXES NES				33	HUIL. MAT. GRAS. CIRE NDA	
	SULPHURIC ACID		2 131			ACIDE SULFURIQUE	
	METALLIC SALTS	172	5 225			SELS METALLIQUES	
	INORGANIC CHEMS. NES	172	17 138			PROD. CHIM. INORG. NDA	
	GASOLINE	56 527	162 468			ESSENCE	
	FUEL OIL	26 719	137 067			MAZOUT	
	<b>TOTAL - ORIG./DEST.</b>		<b>85 138</b>	<b>357 069</b>	<b>12 170</b>	<b>46 038</b>	
NEW WESTMINSTER	IRON AND STEEL SCRAP				2 268	DECHETS DE FER ACIER	
	ORGANIC CHEMICALS NES	5 989	26 198			PROD. CHIM. ORGAN. NDA	
	GASOLINE		3 020			ESSENCE	
	FUEL OIL	8 524	22 125			MAZOUT	
	EQUIPMENT MISC.	14	14			MATERIEL DIVERS	
<b>TOTAL - ORIG./DEST.</b>		<b>14 527</b>	<b>51 357</b>		<b>2 268</b>		
N. ARM FRASER R.	LOGS		11 155			BILLES	
	GASOLINE		18			ESSENCE	
	FUEL OIL		7			MAZOUT	
	EQUIPMENT MISC.	14	128	454	460	MATERIEL DIVERS	
<b>TOTAL - ORIG./DEST.</b>		<b>14</b>	<b>11 308</b>	<b>454</b>	<b>460</b>		
PORT ALBERNI	LOGS				8 165	BILLES	
	PULP		5 315			PATE	
	METALLIC SALTS		735			SELS METALLIQUES	
	INORGANIC CHEMS. NES		1 052			PROD. CHIM. INORG. NDA	
	GASOLINE	1 288	2 972			ESSENCE	
<b>TOTAL - ORIG./DEST.</b>		<b>5 279</b>	<b>19 066</b>		<b>8 165</b>	<b>MAZOUT</b>	
		<b>6 567</b>	<b>29 140</b>				
PORT HARDY	GASOLINE	2 707	6 897			ESSENCE	
	FUEL OIL	5 661	11 762			MAZOUT	
<b>TOTAL - ORIG./DEST.</b>		<b>8 368</b>	<b>18 659</b>				
PORT HARVEY	GASOLINE		249			ESSENCE	
	FUEL OIL		143			MAZOUT	
<b>TOTAL - ORIG./DEST.</b>			<b>392</b>				
PORT MELLON	SALT		1 772			SEL	
	PULP			3 628	14 955	PATE	
	SULPHURIC ACID		3 416			ACIDE SULFURIQUE	
	METALLIC SALTS	346	3 843			SELS METALLIQUES	
	INORGANIC CHEMS. NES		7 936			PROD. CHIM. INORG. NDA	
	CHEM. SPECIALTIES NES		204			PROD. CHIM. SPECIAUX NDA	
	GASOLINE		4 674			ESSENCE	
FUEL OIL		22 571			MAZOUT		

TABLE 4 - ORIGIN AND DESTINATION OF CARGUES HANDLED IN COASTWISE SHIPPING, BY SELECTED CANADIAN PORTS - JUL-SEP, 1981

TABLEAU 4 - ORIGINE ET DESTINATION DES MARCHANDISES MANUTENTIONNEES EN CABOTAGE NATIONAL, SELON CERTAINS PORTS CANADIENS - JUIL-SEPT, 1981

SELECTED PORTS CERTAINS PORTS	ORIGIN OR DEST. ORIGINE DU DEST.	COMMODITY	METRIC TONNES - TONNES METRIQUE				
			TONS - TONNES LOADED - CHARGÉES		TONS - TONNES UNLOADED - DÉCHARGÉES		
			QTR-QUART	YEAR-ANNEE	QTR-QUART	YEAR-ANNEE	
VANCOUVER	PORT MELLON	WIRE MACHINERY NES EQUIPMENT MISC.		181 90 265			FIL METALLIQUE MACHINES NDA MATÉRIEL DIVERS
	<b>TOTAL - ORIG./DEST.</b>		<b>5 059</b>	<b>44 954</b>	<b>3 642</b>	<b>14 25</b> <b>14 980</b>	
	PORT MCNEILL	GASOLINE FUEL OIL EQUIPMENT MISC.	1 827 1 558 51	5 379 8 304 340			ESSENCE MAZOUT MATÉRIEL DIVERS
	<b>TOTAL - ORIG./DEST.</b>		<b>3 436</b>	<b>14 023</b>		<b>5</b> <b>5</b>	
	TOBA INLET	GASOLINE FUEL OIL EQUIPMENT MISC. GENERAL CARGO	68 202	114 716 68 37			ESSENCE MAZOUT MATÉRIEL DIVERS MARCHANDISES DIVERSES
	<b>TOTAL - ORIG./DEST.</b>		<b>270</b>	<b>935</b>		<b>3</b> <b>3</b>	
	POWELL RIVER	IRON AND STEEL SCRAP SULPHUR IN ORES WASTE AND SCRAP NES LUMBER AND TIMBER PULP NEWSPRINT PAPER PAPERBOARD SULPHURIC ACID METALLIC SALTS INORGANIC CHEMS. NES ORGANIC CHEMICALS NES GASOLINE FUEL OIL LUBRICATING OIL, GREASE CASTINGS, FORGINGS BRICKS, TILES NES NON-MET. MIN. BASIC PROD MACHINERY NES TRUCKS AND CHASSIS EQUIPMENT MISC.	181	1 860	272 405 4 082 8 811 24 163	1 451 4 272 4 838 25 774 195 689	DECHETS DE FER ACIER SOUFRE EN MINÉRAL DECHETS ET REBUTS NDA BOIS D'OEUVRE ET CHARP PÂTE PAPIER JOURNAL CARTON ACIDE SULFURIQUE SELS METALLIQUES PROD. CHIM. INORG. NDA PROD. CHIM. ORGAN. NDA ESSENCE MAZOUT HUILE, GRAISSE LUBRIF. MOUL. PIÈCES FORGÉES BRIQUES, TUILES NDA PROD. MIN. NON-MET. BASE MACHINES NDA CAMIONS ET CHASSIS MATÉRIEL DIVERS
	<b>TOTAL - ORIG./DEST.</b>		<b>13 983</b>	<b>58 778</b>	<b>37 738</b>	<b>232 349</b>	
	PRINCE RUPERT	LOGS GASOLINE FUEL OIL GENERAL CARGO	19 899 22 458	51 777 65 095		8 278	BILLES ESSENCE MAZOUT MARCHANDISES DIVERSES
	<b>TOTAL - ORIG./DEST.</b>		<b>42 357</b>	<b>122 714</b>	<b>281</b>	<b>3 600</b> <b>11 878</b>	
	RUPERT INLET	BOLTS, ROUND TIMBER PULP METALLIC SALTS INORGANIC CHEMS. NES FERTILIZERS NES CHEM. SPECIALTIES NES GASOLINE FUEL OIL CASTINGS, FORGINGS METAL FAB. BASIC PROD. LIME MACHINERY NES CONTAINERS, CLOSURES		2 722 2 908 5 732 5 200 391 6 601 25 955 1 156 82 3 131 140 200	1 325	11 725 91 263 45 45 118 653 45 45	BILLOTS, BOIS RONDS PÂTE SELS METALLIQUES PROD. CHIM. INORG. NDA ENGRAIS CHIMIQUES NDA PROD. CHIM. SPÉCIAUX NDA ESSENCE MAZOUT MOUL. PIÈCES FORGÉES OUVR. DE BASE EN MÉTAL CHAUX MACHINES NDA CONTENEURS, FERMETURES
	<b>TOTAL - ORIG./DEST.</b>		<b>8 393</b>	<b>54 218</b>	<b>1 325</b>	<b>12 985</b>	
	QUATSINO	EQUIPMENT MISC.	454	1 816	454	908	MATÉRIEL DIVERS
	<b>TOTAL - ORIG./DEST.</b>		<b>454</b>	<b>1 816</b>	<b>454</b>	<b>908</b>	
	RAGGED ISLAND	LOGS GASOLINE FUEL OIL		50 165		9 290	BILLES ESSENCE MAZOUT
	<b>TOTAL - ORIG./DEST.</b>		<b>64</b>	<b>215</b>		<b>9 290</b>	
	ROBERTS BANK	GYPSUM EQUIPMENT MISC.	3 629 45	3 629 45			GYPSE MATÉRIEL DIVERS
	<b>TOTAL - ORIG./DEST.</b>		<b>3 674</b>	<b>3 674</b>			
	W COAST VAN IS N	LOGS GASOLINE FUEL OIL EQUIPMENT MISC.		2 555 8 130 8		16 443	BILLES ESSENCE MAZOUT MATÉRIEL DIVERS
	<b>TOTAL - ORIG./DEST.</b>		<b>2 804</b>	<b>10 693</b>		<b>16 443</b>	
	W COAST VAN IS S	LUMBER AND TIMBER GASOLINE FUEL OIL	1 167 3 728	3 572 11 307		1 512	BOIS D'OEUVRE ET CHARP ESSENCE MAZOUT
	<b>TOTAL - ORIG./DEST.</b>		<b>4 895</b>	<b>14 879</b>		<b>1 512</b>	
	SKIDEGATE	GASOLINE FUEL OIL	416	513 163			ESSENCE MAZOUT
	<b>TOTAL - ORIG./DEST.</b>		<b>416</b>	<b>676</b>			

TABLE 4 - ORIGIN AND DESTINATION OF CARGOES HANDLED IN COASTWISE SHIPPING, BY SELECTED CANADIAN PORTS - JUL-SEPT, 1981

TABLEAU 4 - ORIGINE ET DESTINATION DES MARCHANDISES MANUTENTIONNEES EN CABOTAGE NATIONAL, SELON CERTAINS PORTS CANADIENS - JUIL-SEPT, 1981

SELECTED PORTS CERTAINS PORTS	ORIGIN OR DEST. ORIGINE DU DEST.	COMMODITY	TONS - TONNES		TONS - TONNES		MARCHANDISES	
			LOADED - CHARGÉES QTR-QUART	YEAR-ANNEE	UNLOADED - DECHARGÉES QTR-QUART	YEAR-ANNEE		
VANCOUVER	Sooke	LUMBER AND TIMBER				1 663	BOIS D OEUVRE ET CHARP	
		GASOLINE	107	200			ESSENCE	
		FUEL OIL	188	463			MAZOUT	
	TOTAL - ORIG./DEST.		295 663		1 663			
	Squamish	LUMBER AND TIMBER			3 327	32 811	BOIS D OEUVRE ET CHARP	
		GASOLINE		388			ESSENCE	
		FUEL OIL	455	2 841			MAZOUT	
	TOTAL - ORIG./DEST.		455 3 229	3 327	32 811			
	TASU	SAND AND GRAVEL	3 629	3 629	3 629	3 629	SABLE ET GRAVIERS	
		GENERAL CARGO	363	363	363	363	MARCHANDISES DIVERSES	
		TOTAL - ORIG./DEST.	3 992	3 992	3 992	3 992		
	TAMNIS	GASOLINE		496			ESSENCE	
		FUEL OIL		413			MAZOUT	
		TOTAL - ORIG./DEST.		909				
	TEAKERNE ARM	GASOLINE		15			ESSENCE	
		FUEL OIL		1 125			MAZOUT	
		EQUIPMENT MISC.				5 5	MATERIEL DIVERS	
	TOTAL - ORIG./DEST.		1 140					
	TEXADA	SAND AND GRAVEL				25 204	SABLE ET GRAVIERS	
			TOTAL - ORIG./DEST.			25 204		
TWIN CREEKS	EQUIPMENT MISC.		27	123		9	MATERIEL DIVERS	
		TOTAL - ORIG./DEST.		27 123		9		
UCLUELET	GASOLINE	1 499	3 776			ESSENCE		
	FUEL OIL	2 620	6 147			MAZOUT		
	TOTAL - ORIG./DEST.	4 119	9 923					
VANANDA	GASOLINE	276	625			ESSENCE		
	FUEL OIL	858	1 565			MAZOUT		
	TOTAL - ORIG./DEST.	1 134	2 190					
VANGUARD	EQUIPMENT MISC.		18			MATERIEL DIVERS		
		TOTAL - ORIG./DEST.		18				
VICTORIA	SAND AND GRAVEL LUMBER AND TIMBER				7 862	230 011	SABLE ET GRAVIERS	
		GASOLINE	65 155	181 378		9 525	BOIS D OEUVRE ET CHARP	
		FUEL OIL	35 851	159 646			ESSENCE	
		PETROL.COAL PROD.NES	40	40		484	MAZOUT	
		TOTAL - ORIG./DEST.	101 046	341 064	7 862	240 020	DERIVE PETR.CHARB.NDA	
WATSON ISLAND	SALT INORGANIC CHEMS. NES		1 599			SEL		
		GASOLINE	21 608			PROD.CHIM.INORG.NDA		
		FUEL OIL	1 543			ESSENCE		
		FUEL OIL	3 049			MAZOUT		
		TOTAL - ORIG./DEST.		27 799				
ZEBALLOS	GASOLINE FUEL OIL		218			ESSENCE		
			995			MAZOUT		
		TOTAL - ORIG./DEST.		1 213				
STEWART	GASOLINE FUEL OIL		500			ESSENCE		
			5 728			MAZOUT		
		TOTAL - ORIG./DEST.		6 228				
SELECTED PORT TOTAL			419 298	1 797 291	322 152	1 346 444	TOTAL PAR PORT CHOISI	
VICTORIA	CHEMAINUS	LOGS				19 500	BILLES	
			TOTAL - ORIG./DEST.				19 500	
	E COAST VAN ISL	LOGS SAND AND GRAVEL				4 082	15 000	BILLES
			TOTAL - ORIG./DEST.			4 082	19 082	SABLE ET GRAVIERS
	COMICHAN BAY	LOGS				42 300	42 300	BILLES
			TOTAL - ORIG./DEST.				42 300	
	CROFTON	LOGS				29 400	29 400	BILLES
			TOTAL - ORIG./DEST.				29 400	
	FRASER RIVER	LOGS BLDG.PAPER AND BOARD CEMENT				38 700	600	BILLES
					600	600	PLAQ.CONSTR.,PAP/CART.	
				9 029	16 245	9 629	55 545	CIMENT
	TOTAL - ORIG./DEST.							
	GOLD RIVER	SAND AND GRAVEL	3 175	3 175			SABLE ET GRAVIERS	
			TOTAL - ORIG./DEST.	3 175	3 175			
	MILBANKE SOUND	FISH,FRESH OR FROZEN			700	700	POISSON,FRATS CU CONG.	
TOTAL - ORIG./DEST.					700	700		

TABLE 4 - ORIGIN AND DESTINATION OF CARGUES HANDLED IN COASTWISE SHIPPING, BY SELECTED CANADIAN PORTS - JUL-SEP, 1981

TABLEAU 4 - ORIGINE ET DESTINATION DES MARCHANDISES MANUTENTIONNEES EN CABOTAGE NATIONAL, SELON CERTAINS PORTS CANADIENS - JUIL-SEPT, 1981

SELECTED PORTS CERTAINS PORTS	ORIGIN OR DEST. ORIGINE OU DEST.	COMMODITY	METRIC TONNES - TONNES METRIQUE				MARCHANDISES	
			TONS - TONNES LOADED - CHARGEES		TONS - TONNES UNLOADED - DECHARGEES			
			QTR-QUART	YEAR-ANNEE	QTR-QUART	YEAR-ANNEE		
VICTORIA	QUEEN CHAR ISLES	FUEL OIL		220			MAZOUT	
	TOTAL - ORIG./DEST.			220				
	NEW WESTMINSTER	IRON AND STEEL SCRAP					4 536	DECHETS DE FER ACIER
		SAND AND GRAVEL				67 013		SABLE ET GRAVIERS
		GYPSUM		7 620	7 620			GYPSE
	TOTAL - ORIG./DEST.		7 620	74 633			4 536	
	N. ARM FRASER R.	LUMBER AND TIMBER					1 512	BOIS D OEUVRE ET CHARP
		TOTAL - ORIG./DEST.					1 512	
	PORT MELLON	EQUIPMENT MISC.		454	454			MATERIEL DIVERS
		TOTAL - ORIG./DEST.		454	454			
	TOBA INLEY	FUEL OIL		75	75			MAZOUT
		TOTAL - ORIG./DEST.		75	75			
	RUPERT INLET	PULP					1 064	PATE
		TOTAL - ORIG./DEST.					1 064	
	W COAST VAN IS N	FUEL OIL			59			MAZOUT
		TOTAL - ORIG./DEST.			59			
	W COAST VAN IS S	GASOLINE		31	31			ESSENCE MAZOUT
		FUEL OIL		73	301			
		TOTAL - ORIG./DEST.		104	332			
	SKIDEGATE	FUEL OIL		207	207			MAZOUT
TOTAL - ORIG./DEST.			207	207				
UCLUELET	GASOLINE		55	55			ESSENCE MAZOUT	
	FUEL OIL			20				
	TOTAL - ORIG./DEST.		55	75				
VANCOUVER	SAND AND GRAVEL			230 011			SABLE ET GRAVIERS BOIS D OEUVRE ET CHARP ESSENCE MAZOUT DERIVE PETR.CHARB.NDA	
	LUMBER AND TIMBER		7 862	9 525				
	GASOLINE				65 155	181 378		
	FUEL OIL			484	35 851	159 646		
	PETROL.COAL PROD.NES				40	40		
TOTAL - ORIG./DEST.		7 862	240 020	101 046	341 064			
SELECTED PORT TOTAL			19 772	319 250	115 457	514 703	TOTAL PAR PORT CHOISI	



TABLE 5 ORIGIN AND DESTINATION OF SELECTED COMMODITIES UNLOADED IN COASTWISE SHIPPING, BY PORT - JUL-SEP, 1981

TABEAU 5 ORIGINE ET DESTINATION DE CERTAINES MARCHANDISES DECHARGEES, EN CABOTAGE NATIONAL, PAR PORT - JUIL-SEPT, 1981

SELECTED COMMODITY CERTAINE MARCHANDISE	PORT OF ORIGIN PORT D'ORIGINE	PORT OF DESTINATION PORT DE DESTINATION	METRIC TONNES - TONNES METRIQUE	
			TONNES UNLOADED TONNES DECHARGEES	CUMULATIVE CUMULATIF
OTHER GRAIN GRAIN - AUTRE	GOOSE BAY	NFLD-NES/T-N -NDA	1	1
		TOTAL - PORT	1	1
	HALIFAX	ST. JOHNS	14	14
		TOTAL - PORT	14	14
	NORTH SYDNEY	PORT AUX BASQUES	168	945
		TOTAL - PORT	168	945
	GOLLINGWOOD	SOREL		4 906
		TOTAL - PORT		4 906
	GODERICH	LONG POND		1 551
		SOREL		12 963
		TOTAL - PORT		14 514
	KINGSTON	BATE COMEAU	6 998	6 998
		TOTAL - PORT	6 998	6 998
	PORT COLBORNE	BATE COMEAU	6 093	39 084
		SOREL		34 385
		TOTAL - PORT	6 093	73 469
	PORT STANLEY	SOREL		28 125
		TOTAL - PORT		28 129
	SARNIA	ST. JOHNS	2 711	3 559
		SOREL		34 610
		TOTAL - PORT	2 711	38 169
	THUNDER BAY	LONG POND	2 340	3 511
		ST. JOHNS	775	2 283
		HALIFAX	6 329	11 203
		BATE COMEAU	22 471	73 901
		MONTREAL	128 130	257 515
		PORT CARTIER	243 087	243 087
		QUEBEC	404 782	787 148
		SOREL	17 305	29 565
		TROIS RIVIERES	36 553	41 541
		GOLLINGWOOD	6 699	18 643
		GODERICH	9 613	28 731
		KINGSTON	22 536	22 536
		MIDLAND		21 544
		OWEN SOUND	2 892	5 347
		PORT MCNICOLL		19 181
		PRESCOTT	7 716	16 101
		TORONTO	30 816	96 762
		TOTAL - PORT	942 044	1 678 599
	WALLACEBURG	CARDINAL	3 302	6 641
		TOTAL - PORT	3 302	6 641
	WINDSOR	SOREL	10 497	18 067
		TOTAL - PORT	10 497	18 067
COMMODITY - MARCHANDISE	TOTAL		971 828	1 870 452
WHEAT BLE	NORTH SYDNEY	PORT AUX BASQUES	44	88
		TOTAL - PORT	44	88
	GODERICH	PORT CARTIER	43 214	43 214
		SOREL	18 011	18 011
		MIDLAND	2 830	2 830
		PORT MCNICOLL	11 245	11 245
		TOTAL - PORT	75 300	75 300
	KINGSTON	MONTREAL		24 636
		TOTAL - PORT		24 636
	MIDLAND	BATE COMEAU	21 153	21 153
		SOREL	13 551	13 551
		TOTAL - PORT	34 704	34 704
	OWEN SOUND	MONTREAL	14 096	14 096
		TOTAL - PORT	14 096	14 096
	PELEE ISLAND	SARNIA	1 225	1 225
		TOTAL - PORT	1 225	1 225
	PORT COLBORNE	PRESCOTT	17 740	17 740
		TORONTO	9 569	9 569
		TOTAL - PORT	27 309	27 309
	PORT MCNICOLL	MONTREAL		4 536
		PORT CARTIER	30 472	30 472
		QUEBEC	12 810	12 810
		TOTAL - PORT	43 282	47 818
	PORT STANLEY	PRESCOTT	31 392	31 392

TABLE 5 ORIGIN AND DESTINATION OF SELECTED COMMODITIES UNLOADED IN COASTWISE SHIPPING, BY PORT - JUL-SEP, 1981

TABLEAU 5 ORIGINE ET DESTINATION DE CERTAINES MARCHANDISES DECHARGEES, EN CABOTAGE NATIONAL, PAR PORT - JUIL-SEPT, 1981

SELECTED COMMODITY CERTAINE MARCHANDISE	PORT OF ORIGIN PORT D'ORIGINE	PORT OF DESTINATION PORT DE DESTINATION	METRIC TONNES - TONNES METRIQUE		
			TONNES UNLOADED TONNES DECHARGEES	CUMULATIVE CUMULATIF	
WHEAT BLE	TORONTO	TORONTO	3 415	3 415	
		TOTAL - PORT	34 807	34 807	
	PRESCOTT	PORT CARTIER	19 091	19 091	
		SOREL	8 102	8 102	
		TROIS RIVIERES	41 947	41 947	
		TOTAL - PORT	69 140	69 140	
		SARNIA	PORT CARTIER	48 848	48 848
	QUEBEC		9 159	9 159	
	MIDLAND		40 790	40 790	
	PORT MCNICOLL		43 420	43 420	
	PRESCOTT		24 793	24 793	
	TOTAL - PORT		167 010	167 010	
	THUNDER BAY	LONG POND	2 405	4 795	
		ST. JOHNS	1 783	2 843	
		HALIFAX	7 626	31 352	
		BAIE COMEAU	256 154	651 093	
		MONTREAL	702 209	1 635 568	
		PORT CARTIER	494 650	1 061 677	
		QUEBEC	442 635	1 115 681	
		SOREL	196 985	506 959	
		TROIS RIVIERES	74 603	205 931	
		COLLINGWOOD	4 709	13 532	
		GODERICH	28 509	75 306	
		KINGSTON	21 850	21 850	
		MIDLAND	61 442	156 832	
		OWEN SOUND	35 624	50 665	
		PORT COLBORNE	66 213	208 146	
		PORT MCNICOLL	26 154	84 803	
		PRESCOTT	13 819	32 020	
		SARNIA	1 133	85 034	
		TORONTO	35 617	147 421	
		TOTAL - PORT	2 474 120	6 091 248	
		TORONTO	MONTREAL	6 199	6 199
			TOTAL - PORT	6 199	6 199
	WALLACEBURG	MIDLAND	16 168	16 168	
		PORT MCNICOLL	10 925	10 925	
		TOTAL - PORT	27 093	27 093	
	WINDSOR	PORT CARTIER	18 524	18 524	
		MIDLAND	53 675	53 675	
		PRESCOTT	4 109	4 109	
		TOTAL - PORT	76 308	76 308	
	COMMODITY - MARCHANDISE	TOTAL		3 050 637	6 696 981
	LOGS BILLES	BROUGHTON STRAIT	CROFTON	28 800	28 800
			JERVIS INLET	49 850	49 850
			TOTAL - PORT	28 800	78 650
	BEAVER COVE	BLIND BAY	CAMPBELL RIVER	6 622	19 800
			CENTRE BAY	21 600	20 502
			FRASER RIVER		652 500
			HOWE SOUND	48 900	28 222
			JERVIS INLET		153 600
NEW WESTMINSTER			13 244	3 683	
N. ARM FRASER R.			21 600	47 807	
TOTAL - PORT			111 966	43 200	
			969 314		
BEECHER BAY	RUPERT INLET			16 330	
		TOTAL - PORT		16 330	
BELLA COCLA	JERVIS INLET		9 072	18 416	
		TOTAL - PORT	9 072	18 416	
BLIND BAY	E COAST VAN IS	HOWE SOUND		1 805	
		NANAIMO		9 000	
		N. ARM FRASER R.		6 749	
		VANCOUVER		5 035	
		TOTAL - PORT		7 620	
					30 209
CAMPBELL RIVER	CROFTON	NEW WESTMINSTER	13 934	15 600	
			13 934	24 983	
		TOTAL - PORT	13 934	40 583	
CENTRE BAY	N. ARM FRASER R.	WCOAST VAN IS S	5 320	487 860	
				12 096	
		TOTAL - PORT	5 320	499 956	
CHEMAINUS	ESQUIMALT	FRASER RIVER	16 500	32 400	
		N. ARM FRASER R.	16 800	16 800	
		VICTORIA	33 300	229 500	
				19 500	
		TOTAL - PORT	66 600	298 200	

TABLE 5 ORIGIN AND DESTINATION OF SELECTED COMMODITIES UNLOADED IN COASTWISE SHIPPING, BY PORT - JUL-SEPT, 1981

TABLEAU 5 ORIGINE ET DESTINATION DE CERTAINES MARCHANDISES DECHARGEES, EN CABOTAGE NATIONAL, PAR PORT - JUIL-SEPT, 1981

SELECTED COMMODITY CERTAINE MARCHANDISE	PORT OF ORIGIN PORT D'ORIGINE	PORT OF DESTINATION PORT DE DESTINATION	METRIC TONNES - TONNES METRIQUE	
			TONNES UNLOADED TONNES DECHARGEES	CUMULATIVE CUMULATIF
LUMBER BOIS	BUTE INLET	HOWE SOUND	5 605	58 650
		JERVIS INLET	3 325	11 210
		TOTAL - PORT	8 930	69 900
	CHATHAM SOUND	HOWE SOUND	3 024	6 048
		TWIN CREEKS		3 024
		TOTAL - PORT	3 024	9 072
E COAST VAN IS	BLIND BAY	HOWE SOUND		1 824
		NANAIMO		29 355
		N. ARM FRASER R.	76 345	16 130
		PORT ALBERNI		563 185
		SQUAMISH		9 448
		VANCOUVER	3 420	92 705
		VICTORIA		20 328
		TOTAL - PORT	79 765	15 300
			747 975	
COWICHAN BAY	VICTORIA			42 300
		TOTAL - PORT		42 300
CROFTON	COWICHAN BAY			19 800
		FRASER RIVER		35 400
		RUPERT INLET		13 064
		VICTORIA		29 400
		TOTAL - PORT		97 664
FITZ HUGH SOUND	HOWE SOUND		3 024	3 024
		TOTAL - PORT	3 024	3 024
FRASER RIVER	COWICHAN BAY			26 700
		CROFTON		57 000
		HOWE SOUND		10 620
		LADYSMITH		570
		VICTORIA		38 700
		TOTAL - PORT		133 590
GOLD RIVER	BURKARD INLET	HOWE SOUND		3 024
			6 048	33 264
		TOTAL - PORT	6 048	36 288
DORLAND HARBOUR	COWICHAN BAY		20 400	20 400
		CROFTON		26 100
		JERVIS INLET		9 600
		N. ARM FRASER R.		28 200
		TOTAL - PORT	20 400	84 300
HOWE SOUND	CHEMAINUS	NANAIMO		5 795
		N. ARM FRASER R.	352 895	31 461
		PORT ALBERNI		960 320
		RUPERT INLET	21 319	23 178
		E COAST VAN IS S	3 024	123 650
		SQUAMISH	3 230	9 072
		VANCOUVER	16 110	47 025
		TOTAL - PORT	396 578	90 445
			1 290 946	
HECATE STRAIT	E COAST VAN IS	HOWE SOUND		8 686
		JERVIS INLET	19 232	8 165
		VANGUARD		66 766
		TOTAL - PORT	19 232	3 024
			86 641	
JERVIS INLET	BRITANNIA BEACH	CAMPBELL RIVER	3 629	14 678
		CHEMAINUS	18 307	91 967
		CROFTON		12 000
		HOWE SOUND		69 900
		NEW WESTMINSTER	27 075	237 608
		N. ARM FRASER R.	40 513	266 537
		PORT ALBERNI	5 510	32 130
		RUPERT INLET		8 503
		E COAST VAN IS S		37 467
		TOTAL - PORT	95 034	3 024
			773 814	
JOHNSTONE ST	BLIND BAY	E COAST VAN IS		5 400
		CROFTON	9 072	39 452
		HOWE SOUND		92 400
		JERVIS INLET		30 300
		LOUGHBOROUGH INL	4 645	23 274
		NEW WESTMINSTER	7 366	4 645
		RAGGED ISLAND		80 681
		TEAKERNE ARM		17 400
		TOTAL - PORT	21 083	25 837
KILTIMAT	E COAST VAN IS	HOWE SOUND		8 040
		JERVIS INLET	28 304	8 119
				38 464

TABLE 5 ORIGIN AND DESTINATION OF SELECTED COMMODITIES UNLOADED IN COASTWISE SHIPPING, BY PORT, - JUL-SEP, 1981

TABLEAU 5 ORIGINE ET DESTINATION DE CERTAINES MARCHANDISES DECHARGEES, EN CABOTAGE NATIONAL, PAR PORT - JUIL-SEPT, 1981

METRIC TONNES - TONNES METRIQUE

SELECTED COMMODITY	PORT OF ORIGIN	PORT OF DESTINATION	TONNES UNLOADED	CUMULATIVE
CERTAINES MARCHANDISES	PORT D'ORIGINE	PORT DE DESTINATION	TONNES DECHARGEES	CUMULATIF
LOGS BILLES		PORT ALBERNI		9 072
		TOTAL - PORT	28 304	43 695
KNIGHT INLET		CROFTON	29 700	103 500
		JERVIS INLET		19 530
		PORT HARVEY		7 200
		TOTAL - PORT	29 700	130 230
LADYSMITH		CAMPBELL RIVER	10 305	25 037
		JERVIS INLET		3 683
		JOHNSTONE ST	3 083	3 683
		NEW WESTMINSTER	7 366	91 331
		TOTAL - PORT	21 354	123 734
MILBANKE SOUND		HOWE SOUND		6 048
		JERVIS INLET		36 288
		TOTAL - PORT		42 336
PORTLAND INLET		HOWE SOUND		10 160
		JERVIS INLET		10 160
		TOTAL - PORT		20 320
LOUGHBOROUGH INL		E COAST VAN IS		16 200
		TOTAL - PORT		16 200
Q. CHAR. ISLES		CHEMAINUS	9 534	9 534
		E COAST VAN IS	8 843	44 195
		HOWE SOUND	35 238	306 850
		JERVIS INLET	93 180	331 610
		PORT ALBERNI		8 948
		PORT MELLON		28 101
		RUPERT INLET		17 781
		VANCOUVER		39 395
		TOTAL - PORT	146 795	786 414
Q. CHAR. STRAIT		BLIND BAY		10 800
		CROFTON		25 200
		HOWE SOUND		4 560
		TOTAL - PORT		40 560
RIVERS INLET		BURRARD INLET		12 701
		E COAST VAN IS	25 401	181 785
		CROFTON	4 990	5 889
		ESQUIMALT	4 990	24 586
		FRASER RIVER		24 454
		HOWE SOUND		8 165
		JERVIS INLET	9 072	9 072
		VANCOUVER		21 228
		TOTAL - PORT	44 453	291 920
MASSET		PORT ALBERNI		8 278
		TOTAL - PORT		8 278
MENZIES BAY		NANAIMO		9 290
		N. ARM FRASER R.		9 290
		RAGGED ISLAND		9 290
		TEAKERNE ARM		8 176
		TOTAL - PORT		36 046
SEYMOUR INLET		BURRARD INLET		9 072
		FRASER RIVER		6 048
		JERVIS INLET		3 024
		PRINCE RUPERT		3 024
		VANCOUVER		3 024
		TOTAL - PORT		24 192
NEW WESTMINSTER		E COAST VAN IS		28 500
		COWICHAN BAY		37 230
		CROFTON		18 040
		LADYSMITH		5 035
		NANAIMO	1 334	1 334
		TOTAL - PORT	1 334	90 139
N. ARM FRASER R.		E COAST VAN IS		44 105
		COWICHAN BAY		7 200
		HOWE SOUND	48 030	219 565
		JERVIS INLET	760	5 225
		LADYSMITH		570
		NANAIMO	3 963	13 843
		SQUAMISH		50 505
		TOTAL - PORT	52 753	341 013
PORT ALBERNI		E COAST VAN IS		7 694
		FRASER RIVER		8 165
		HOWE SOUND		24 721
		PORT MELLON		26 404
		VANCOUVER		8 165
		TOTAL - PORT		75 149



TABLE 5 ORIGIN AND DESTINATION OF SELECTED COMMODITIES UNLOADED IN COASTWISE SHIPPING, BY PORT - JUL-SEP, 1981

TABLÉAU 5 ORIGINE ET DESTINATION DE CERTAINES MARCHANDISES DECHARGÉES, EN CABOTAGE NATIONAL, PAR PORT - JUIL-SEPT, 1981

SELECTED COMMODITY CERTAINE MARCHANDISE	PORT OF ORIGIN PORT D'ORIGINE	PORT OF DESTINATION PORT DE DESTINATION	METRIC TONNES - TONNES METRIQUE	
			TONNES UNLOADED TONNES DECHARGÉES	CUMULATIVE CUMULATIF
LOSS BILLES	PORT HARVEY	CENTRE BAY		20 700
		E COAST VAN IS		22 800
		TOTAL - PORT		43 500
	PORT MELLON	N. ARM FRASER R.		30 892
		TOTAL - PORT		30 892
	PORT MCNEILL	E COAST VAN IS		64 800
		HOWE SOUND		6 840
		JOHNSTONE ST		7 125
		TEAKERNE ARM	9 870	49 073
		TOTAL - PORT	9 870	127 838
	TOBA INLET	HOWE SOUND		2 755
		JERVIS INLET	5 225	51 080
		TOTAL - PORT	5 225	53 835
	POWELL RIVER	N. ARM FRASER R.		1 234
		TOTAL - PORT		1 234
	PRINCE RUPERT	HOWE SOUND		6 048
		JERVIS INLET	3 024	17 237
		VANCOUVER		8 278
		TOTAL - PORT	3 024	31 563
	QUATSINO	FRASER RIVER	16 329	16 329
		HOWE SOUND	13 155	78 473
		TOTAL - PORT	29 484	94 802
	RAGGEO ISLAND	CROFTON	17 400	17 400
		HOWE SOUND	20 700	20 700
		VANCOUVER		5 290
		TOTAL - PORT	38 100	47 390
	WCOAST VAN IS N	BURRARD INLET		38 586
		E COAST VAN IS	12 701	25 402
		ESQUIMALT	4 990	49 079
		FRASER RIVER	4 990	13 155
		HOWE SOUND	105 083	512 012
		JERVIS INLET		36 469
		JOHNSTONE ST		2 660
		LOUGHBOROUGH INL	4 064	4 064
		PORT ALBERNI		16 898
		WCOAST VAN IS N	3 024	3 024
		WCOAST VAN IS S		3 024
		TAMHIS		9 072
		VANCOUVER		16 443
		TOTAL - PORT	134 852	729 888
	WCOAST VAN IS S	E COAST VAN IS	15 725	86 982
		CROFTON	8 165	8 165
		ESQUIMALT	998	20 594
		HOWE SOUND		3 024
		LADYSMITH		8 278
		PORT ALBERNI		125 431
		PORT MELLON		8 310
		TOTAL - PORT	24 888	260 784
	SKIDEGATE	HOWE SOUND		8 165
		PRINCE RUPERT		8 278
		TOTAL - PORT		16 443
	SOUTH BAY	JERVIS INLET	9 072	54 432
		TOTAL - PORT	9 072	54 432
	SQUAMISH	E COAST VAN IS		73 010
		HOWE SOUND	49 910	105 750
		N. ARM FRASER R.		5 700
		TOTAL - PORT	49 910	184 460
	TAMHIS	ESQUIMALT		8 592
		PORT ALBERNI		18 271
		TOTAL - PORT		26 863
	TEAKERNE ARM	BLIND BAY		7 257
		NANAIMO	11 177	37 160
		N. ARM FRASER R.	11 612	39 480
		PORT ALBERNI		8 233
		POWELL RIVER	10 015	65 467
		TOTAL - PORT	32 804	157 597
	UCLUELET	E COAST VAN IS		27 059
		CROFTON		14 697
		ESQUIMALT	8 165	26 128
		FRASER RIVER	4 990	27 852
		TOTAL - PORT	13 155	95 736
	VANCOUVER	HOWE SOUND		9 025
		N. ARM FRASER R.		11 155
		TOTAL - PORT		20 180

TABLE 5 ORIGIN AND DESTINATION OF SELECTED COMMODITIES UNLOADED IN COASTWISE SHIPPING, BY PORT - JUL-SEP, 1981

TABLEAU 5 ORIGINE ET DESTINATION DE CERTAINES MARCHANDISES DECHARGEES, EN CABOTAGE NATIONAL, PAR PORT - JUIL-SEPT, 1981

SELECTED COMMODITY CERTAINE MARCHANDISE	PORT OF ORIGIN PORT D'ORIGINE	PORT OF DESTINATION PORT DE DESTINATION	METRIC TONNES - TONNES METRIQUE	
			TONNES UNLOADED TONNES DECHARGEES	CUMULATIVE CUMULATIF
LOGS BILLES	VANGUARD	W COAST VAN IS S	3 024	6 048
		TOTAL - PORT	3 024	6 048
	ZEBALLCS	E COAST VAN IS		14 787
		HOWE SOUND	6 048	27 216
		TOTAL - PORT	6 048	42 003
COMMODITY - MARCHANDISE	TOTAL		1 572 959	9 762 275
PULPHOOD BOIS A PATE	SOURIS	TROIS RIVIERES	4 837	4 837
		TOTAL - PORT	4 837	4 837
	PET-NES/IPE-NDA	TROIS RIVIERES	4 677	4 677
		TOTAL - PORT	4 677	4 677
	NORTH SYDNEY	PORT AUX BASQUES	93	350
		TOTAL - PORT	93	350
	NS.-NES/N-E.-NDA	TROIS RIVIERES	4 868	4 868
		TOTAL - PORT	4 868	4 868
	CARAQUET	TROIS RIVIERES	9 878	9 878
		TOTAL - PORT	9 878	9 878
	N.B.-NES/NDA	TROIS RIVIERES	9 633	9 633
		TOTAL - PORT	9 633	9 633
	FORESTVILLE	QUEBEC	348 402	522 604
		TOTAL - PORT	348 402	522 604
	MATANE	BAIE COMEAU		3 250
		PORT ALFRED	2 903	40 642
		TROIS RIVIERES	5 806	5 806
		TOTAL - PORT	8 709	49 658
	MONT LOUIS	PORT ALFRED	14 515	14 515
		TOTAL - PORT	14 515	14 515
	PORT MENTIER	BATE COMEAU	8 214	10 068
		PORT CARTIER	681	681
		TOTAL - PORT	8 895	10 749
	RIMDUSKI	PORT ALFRED		8 709
		TOTAL - PORT		8 709
	STE.ANNE DES MONTS	PORT ALFRED	40 642	40 642
		TOTAL - PORT	40 642	40 642
	QUEBEC-NES/NDA	PORT ALFRED	11 612	11 612
		TOTAL - PORT	11 612	11 612
	BURRARD INLET	BRITANNIA BEACH	6 776	40 652
		CAMPBELL RIVER	16 234	55 265
		GOLD RIVER	2 093	28 338
		PORT MELLON	3 136	67 270
		POWELL RIVER	3 701	11 811
		TOTAL - PORT	31 940	203 336
	E COAST VAN IS	BRITANNIA BEACH		3 215
		CAMPBELL RIVER	3 397	27 492
		GOLD RIVER	2 093	11 526
		NANAIMO		7 372
		POWELL RIVER	35 709	158 192
		RUPERT INLET		1 698
TOTAL - PORT	41 199	209 495		
	FRASER RIVER	BRITANNIA BEACH	25 115	110 750
		CAMPBELL RIVER	45 269	264 893
		GOLD RIVER	5 489	65 846
		PORT MELLON	16 694	110 237
		POWELL RIVER	14 114	40 678
		RUPERT INLET	9 766	17 358
		TOTAL - PORT	116 447	609 762
	HOWE SOUND	BRITANNIA BEACH		1 132
		CAMPBELL RIVER		3 085
		GOLD RIVER	2 093	82 634
		TOTAL - PORT	2 093	86 851
	NEW WESTMINSTER	CROFTON	57 758	398 909
		NANAIMO	5 341	63 911
		TOTAL - PORT	63 099	462 820
	N. ARM FRASER R.	BRITANNIA BEACH	26 401	173 970
		CAMPBELL RIVER	24 154	84 575
		CROFTON	13 506	74 631
		GOLD RIVER	1 729	5 176
		NANAIMO	48 251	402 925
		PORT MELLON	34 669	293 166

TABLE 5 ORIGIN AND DESTINATION OF SELECTED COMMODITIES UNLOADED IN COASTWISE SHIPPING, BY PORT - JUL-SEP, 1981

TABLÉAU 5 ORIGINE ET DESTINATION DE CERTAINES MARCHANDISES DECHARGEES, EN CABOTAGE NATIONAL, PAR PORT - JUIL-SEPT, 1981

SELECTED COMMODITY CERTAINE MARCHANDISE	PORT OF ORIGIN PORT D'ORIGINE	PORT OF DESTINATION PORT DE DESTINATION	METRIC TONNES - TONNES METRIQUE		
			TONNES UNLOADED TONNES DECHARGEES	CUMULATIVE CUMULATIF	
PULPWOOD BOIS A PATE	WCOAST VAN IS S	POWELL RIVER	5 935	15 471	
		RUPERT INLET		8 483	
		TOTAL - PORT	154 645	1 058 397	
	VANCOUVER	BRITANNIA BEACH	4 683	36 788	
		POWELL RIVER	1 698	23 706	
		TOTAL - PORT	6 381	60 494	
	COMMODITY - MARCHANDISE	TOTAL		110 802	
				110 802	
	IRON ORE AND CONC MINERAL, CONC. DE FER	PORT CARTIER	CONTRECOEUR	263 017	891 964
			TOTAL - PORT	263 017	891 964
QUEBEC		HAMILTON		22 242	
		TOTAL - PORT		22 242	
SEPT ILES		SYDNEY	140 866	260 481	
		HAMILTON	165 464	349 274	
		TOTAL - PORT	306 330	609 755	
POINTE NOIRE		HAMILTON	700 922	1 618 404	
		NANTICOCHE	107 478	160 327	
		TOTAL - PORT	808 400	1 778 731	
THUNDER BAY	HAMILTON	419 806	1 074 308		
	TOTAL - PORT	419 806	1 074 008		
COMMODITY - MARCHANDISE	TOTAL		4 376 700		
TITANIUM ORE MINERAL DE TITANE	HAVRE ST. PIERRE	SOREL	728 671	1 920 407	
		TOTAL - PORT	728 671	1 920 407	
COMMODITY - MARCHANDISE	TOTAL		1 920 407		
COAL-BITUMINOUS CHARBON BITUMINEUX	NFLD-NES/T-N -NDA	NFLD-NES/T-N -NDA		1	
		TOTAL - PORT		1	
	NORTH SYDNEY	PORT AUX BASQUES	32	421	
		TOTAL - PORT	32	421	
	THUNDER BAY	SYDNEY		25 191	
		NANTICOCHE	607 403	1 504 829	
		SAULT STE. MARIE		26 247	
		TOTAL - PORT	607 403	1 556 267	
	VANCOUVER	SYDNEY		40 606	
		TOTAL - PORT		40 606	
COMMODITY - MARCHANDISE	TOTAL		1 597 295		
CRUDE PETROLEUM PETROLE BRUT	PORT HAWKESBURY	SAINT JOHN		212 013	
		MONTREAL	102 824	147 308	
		QUEBEC		29 299	
		TOTAL - PORT	102 824	388 620	
COMMODITY - MARCHANDISE	TOTAL		388 620		
SAND AND GRAVEL SABLE ET GRAVIERS	ARGENTIA	RAMEA	94	123	
		TOTAL - PORT	94	123	
BAY ROBERTS	NFLD-NES/T-N -NDA		261	261	
		TOTAL - PORT	261	261	
LEWISPORTE	NFLD-NES/T-N -NDA	GOOSE BAY	13	13	
			16	16	
		TOTAL - PORT	29	29	
PORT AUX BASQUES	RAMEA		11	11	
		TOTAL - PORT	11	11	
NFLD-NES/T-N -NDA	RAMEA		24	24	
		TOTAL - PORT		24	
NORTH SYDNEY	PORT AUX BASQUES		185	585	
		TOTAL - PORT	185	585	
WEYMOUTH	NFLD-NES/T-N -NDA	CHARLOTTETOWN	25 611	37 755	
		SUMMERSIDE	5 995	27 490	
		PEI-NES/IPE-NDA	4 184	4 184	
		TOTAL - PORT	35 790	69 429	
NFLD-NES/T-N -NDA	NFLD-NES/T-N -NDA	CHARLOTTETOWN	8 264	27 704	
		SOURIS	18 235	27 854	
		SUMMERSIDE	37 357	41 840	
		PEI-NES/IPE-NDA	14 880	19 125	
		BRIDGEWATER	5 897	5 897	

TABLE 5 ORIGIN AND DESTINATION OF SELECTED COMMODITIES UNLOADED IN COASTWISE SHIPPING, BY PORT - JUL-SEP, 1981

TABEAU 5 ORIGINE ET DESTINATION DE CERTAINES MARCHANDISES DECHARGEES, EN CABOTAGE NATIONAL, PAR PORT - JUIL-SEPT, 1981

SELECTED COMMODITY CERTAINE MARCHANDISE	PORT OF ORIGIN PORT D'ORIGINE	PORT OF DESTINATION PORT DE DESTINATION	METRIC TONNES - TONNES METRIQUE	
			TONNES UNLOADED TONNES DECHARGEES	CUMULATIVE CUMULATIF
SAND AND GRAVEL SABLE ET GRAVIER		SHELburnE		5 857
		YARMOUTh	5 897	5 897
		GRINDSTONE	5 815	11 258
		TOTAL - PORT	96 345	145 472
HAVRE ST. PIERRE		QUEBEC-NES/NDA	101	101
		TOTAL - PORT	101	101
RIMOUSKI		PORT MENIER	2 609	2 609
		TOTAL - PORT	2 609	2 609
SEPT ILES		QUEBEC-NES/NDA	202	406
		TOTAL - PORT	202	406
QUEBEC-NES/NDA		QUEBEC-NES/NDA		300
		TOTAL - PORT		300
BLIND BAY		PRINCE RUPERT		408
		TOTAL - PORT		408
E COAST VAN IS		BLIND BAY	3 629	4 037
		E COAST VAN IS	3 629	3 629
		FRASER RIVER	11 794	15 876
		PORTLAND INLET		1 451
		NEW WESTMINSTER	31 752	109 048
		N. ARM FRASER R.	3 629	18 878
		PRINCE RUPERT	15 423	23 134
		VANCOUVER	11 340	147 878
		VICTORIA	4 082	4 082
		TOTAL - PORT	85 278	328 013
		JERVIS INLET		BURRARD INLET
FRASER RIVER	1 534			7 450
PORTLAND INLET	454			454
NEW WESTMINSTER	20 203			40 605
N. ARM FRASER R.	8 997			33 843
PRINCE RUPERT	454			4 536
VANCOUVER	54 384			135 127
TOTAL - PORT	120 834			310 170
KITIMAT		NEW WESTMINSTER	2 722	2 722
		N. ARM FRASER R.	767	767
		TOTAL - PORT	3 489	3 489
PORTLAND INLET		KITIMAT	2 722	2 722
		TOTAL - PORT	2 722	2 722
Q. CHAR. ISLES		NEW WESTMINSTER	13 607	39 743
		VANCOUVER	4 990	4 990
		TOTAL - PORT	18 597	44 733
NANAIMO		FRASER RIVER	10 461	10 461
		TOTAL - PORT	10 461	10 461
NEW WESTMINSTER		PORTLAND INLET	2 722	2 722
		PRINCE RUPERT	1 534	1 534
		VANANDA		4 082
		TOTAL - PORT	4 256	8 338
N. ARM FRASER R.		PORTLAND INLET		227
		NANAIMO	10 342	10 342
		TOTAL - PORT	10 342	10 569
PDWELL RIVER		KITIMAT	767	767
		TOTAL - PORT	767	767
PRINCE RUPERT		NEW WESTMINSTER	767	767
		TOTAL - PORT	767	767
TASU		N. ARM FRASER R.	5 443	13 154
		VANCOUVER	3 629	3 629
		TOTAL - PORT	9 072	16 783
TEXADA		BROUGHTON STRAIT		10 786
		NEW WESTMINSTER		14 257
		VANCOUVER		25 204
		TOTAL - PORT		50 247
VANANDA		BURRARD INLET		6 883
		FRASER RIVER		110 367
		NEW WESTMINSTER		37 089
		N. ARM FRASER R.		4 589
		TOTAL - PORT		158 928
VANCOUVER		TASU	3 629	3 629
		TOTAL - PORT	3 629	3 629
VICTORIA		GOLD RIVER	3 175	3 175
		NEW WESTMINSTER		67 013



TABLE 5 ORIGIN AND DESTINATION OF SELECTED COMMODITIES UNLOADED IN COASTWISE SHIPPING, BY PORT - JUL-SEP, 1981

TABEAU 5 ORIGINE ET DESTINATION DE CERTAINES MARCHANDISES DECHARGEES, EN CABOTAGE NATIONAL, PAR PORT - JUIL-SEPT, 1981

SELECTED COMMODITY CERTAINE MARCHANDISE	PORT OF ORIGIN PORT D'ORIGINE	PORT OF DESTINATION PORT DE DESTINATION	METRIC TONNES - TONNES METRIQUE	
			TONNES UNLOADED TONNES DECHARGEES	CUMULATIVE CUMULATIF
SAND AND GRAVEL SABLE ET GRAVIERS		VANCOUVER		230 011
		TOTAL - PORT	3 175	300 199
COMMODITY - MARCHANDISE	TOTAL		409 016	1 469 573
LIMESTONE PIERRE CALCAIRE	PORT AUX BASQUES	RAMEA		5
		TOTAL - PORT		5
	NORTH SYDNEY	MARYSTOWN	124	124
		PORT AUX BASQUES	1 231	3 295
		TOTAL - PORT	1 355	3 419
	COLBERNE	CLARKSON	468 990	879 492
		TOTAL - PORT	468 990	879 492
	ONTARIO-NES/NOA	KINGSVILLE	28 900	28 900
		SARNIA	66 595	98 823
		WINDSOR	55 513	155 513
		TOTAL - PORT	151 008	183 236
	BLUBBER BAY	BRITANNIA BEACH		3 628
		NANAIMO		12 786
		PORT ALBERNI		1 856
		PORT MELLON	3 175	5 011
		POWELL RIVER	1 814	4 047
TOTAL - PORT	4 989	27 328		
	E COAST VAN IS	BLIND BAY		3 629
		BRITANNIA BEACH	1 814	1 814
		PORTLAND INLET		1 451
		N. ARM FRASER R.		281
TOTAL - PORT	1 814	7 175		
	KITIMAT	NEW WESTMINSTER		3 629
		TOTAL - PORT		3 629
	W. CHAR. ISLES	FRASER RIVER	3 500	3 500
		NEW WESTMINSTER		1 814
		VANCOUVER	133 500	137 000
		TOTAL - PORT	137 000	142 314
	W. ARM FRASER R.	PORTLAND INLET		227
		TOTAL - PORT		227
	TEXADA	BRITANNIA BEACH		907
		TOTAL - PORT		907
	VANANDA	FRASER RIVER	101 219	142 264
		HOWE SOUND	4 507	4 507
		NEW WESTMINSTER	4 646	9 218
		TOTAL - PORT	110 372	155 989
COMMODITY - MARCHANDISE	TOTAL		875 528	1 403 721
STONE, CRUDE NES PIERRE BRUTE NOA	PORT AUX BASQUES	ST. ALBANS		1
		TOTAL - PORT		1
	BADGELEY ISLAND	MIDLAND	157 383	219 714
		THOROLD	20 338	38 790
		TOTAL - PORT	177 721	258 504
	JERVIS INLET	NEW WESTMINSTER		2 041
		TOTAL - PORT		2 041
	NANAIMO	FRASER RIVER		4 364
		TOTAL - PORT		4 364
COMMODITY - MARCHANDISE	TOTAL		177 721	264 910
GYPSUM GYPSE	HALIFAX	MONTREAL	92 967	187 352
		HAMILTON		26 159
		TOTAL - PORT	92 967	213 511
	HANTSPOINT	HAMILTON		5 283
		TOTAL - PORT		5 283
	LITTLE NARROWS	MONTREAL	63 677	131 558
		HAMILTON	7 257	30 160
		ONTARIO-NES/NOA	10 886	10 886
		TOTAL - PORT	81 820	172 604
	E COAST VAN IS	NEW WESTMINSTER	18 143	18 143
		TOTAL - PORT	18 143	18 143
	VANCOUVER	ROBERTS BANK	3 629	3 629
		TOTAL - PORT	3 629	3 629
	VICTORIA	NEW WESTMINSTER	7 620	7 620
		TOTAL - PORT	7 620	7 620
COMMODITY - MARCHANDISE	TOTAL		204 179	420 830

TABLE 5 ORIGIN AND DESTINATION OF SELECTED COMMODITIES UNLOADED IN COASTWISE SHIPPING, BY PORT - JUL-SEP, 1981

TABLEAU 5 ORIGINE ET DESTINATION DE CERTAINES MARCHANDISES DECHARGEES, EN CABOTAGE NATIONAL, PAR PORT - JUIL-SEPT, 1981

SELECTED COMMODITY CERTAINE MARCHANDISE	PORT OF ORIGIN PORT D'ORIGINE	PORT OF DESTINATION PORT DE DESTINATION	METRIC TONNES - TONNES METRIQUE	
			TONNES UNLOADED TONNES DECHARGEES	CUMULATIVE CUMULATIF
SALT SEL	ARGENTIA	GRAND BANK	2	4
		TOTAL - PORT	2	4
	GOOSE BAY	NFLD-NES/T-N -NDA	119	119
		TOTAL - PORT	119	119
	PORT AUX BASQUES	NORTH SYDNEY		23
		TOTAL - PORT		23
	NFLD-NES/T-N -NOA	RAMEA	4	11
		NFLD-NES/T-N -NDA	32	37
		TOTAL - PORT	36	48
	NORTH SYDNEY	BURGED	32	32
		PORT AUX BASQUES	33	532
		TOTAL - PORT	65	564
PUGWASH		BAIE VERTE	4 700	4 700
		BOTWOOD	6 498	6 458
		CARMANVILLE	1 000	1 000
		CATALINA	5 475	5 475
		CORNER BROOK	17 818	17 818
		LEWISPORTE	5 148	5 148
		MARYSTOWN	4 717	4 717
		ST. JOHNS	2 413	12 460
		STEPHENVILLE	4 736	4 736
		NFLD-NES/T-N -NDA	17 885	17 885
		CHICOUTIMI	34 579	53 950
		MATANE		38 172
		MONTREAL	34 153	34 153
		SEPT ILES	1 000	1 000
		TROIS RIVIERES	5 084	30 857
		TOTAL - PORT	145 206	238 569
		MONTREAL		BAIE COMEAU
NEW RICHMOND				200
PASPEBIAC				73
POINT AU PIC				146
RIVIERE DU LOUP				167
SEPT ILES	317			317
QUEBEC-NES/NOA				44
TOTAL - PORT	317			1 084
GODERICH		ARGENTIA	5 998	5 998
		BAY ROBERTS	12 272	12 272
		COME-BY-CHANCE	13 096	13 096
		PORT AUX BASQUES	5 198	5 198
		BAIE COMEAU	17 925	17 925
		HAVRE ST. PIERRE	6 998	6 998
		MONTREAL	123 913	140 403
		QUEBEC	27 442	27 442
		SEPT ILES	10 497	10 497
		PARRY SOUND	18 144	18 144
		PRESCOTT	19 214	19 214
		THUNDER BAY	19 365	37 974
		TOTAL - PORT	280 062	315 161
WINDSOR		BECANCOUR	12 429	12 429
		MONTREAL	78 006	237 638
		QUEBEC		34 598
		PARRY SOUND	24 131	24 131
		SAULT STE. MARIE	14 983	22 530
		SERPENT RIVER		34 055
		TORDNTO	11 322	23 941
TOTAL - PORT	140 871	389 322		
VANCOUVER		BRITANNIA BEACH		2 277
		CAMPBELL RIVER		544
		NANAIMO		26 080
		PORT MELLON		1 772
		WATSON ISLAND		1 599
TOTAL - PORT		32 272		
COMMODITY - MARCHANDISE	TOTAL		566 678	977 166
HOGGED FUEL, WOOD BOIS DE CHAUFFAGE	BURRARD INLET	BRITANNIA BEACH		1 618
		CAMPBELL RIVER	6 189	25 632
		GOLD RIVER		1 618
		PORT MELLON	2 366	28 369
		POWELL RIVER	4 530	25 320
TOTAL - PORT	13 085	82 557		
E COAST VAN IS		CAMPBELL RIVER		8 340
		POWELL RIVER	1 509	38 306
		TOTAL - PORT	1 509	46 646
FRASER RIVER		BRITANNIA BEACH	1 456	1 456
		CAMPBELL RIVER	11 119	49 622
		TOTAL - PORT	12 575	51 078

TABLE 5 ORIGIN AND DESTINATION OF SELECTED COMMODITIES UNLOADED IN COASTWISE SHIPPING, BY PORT - JUL-SEP, 1981

TABLÉAU 5 ORIGINE ET DESTINATION DE CERTAINES MARCHANDISES DECHARGEES, EN CABOTAGE NATIONAL, PAR PORT - JUIL-SEPT, 1981

SELECTED COMMODITY CERTAINE MARCHANDISE	PORT OF ORIGIN PORT D'ORIGINE	PORT OF DESTINATION PORT DE DESTINATION	METRIC TONNES - TONNES METRIQUE		
			TONNES UNLOADED TONNES DECHARGEES	CUMULATIVE CUMULATIF	
HOGGED FUEL, WOOD BOIS DE CHAUFFAGE	HOWE SOUND	CAMPBELL RIVER		2 456	
		TOTAL - PORT		2 456	
	N. ARM FRASER R.	BRITANNIA BEACH	8 259	35 767	
		CAMPBELL RIVER	23 888	117 265	
		GOLD RIVER		1 618	
		PORT MELLON	12 720	50 243	
		POWELL RIVER	6 148	34 300	
		TOTAL - PORT	51 015	239 193	
	RUPERT INLET	POWELL RIVER	2 002	2 002	
		TOTAL - PORT	2 002	2 002	
WCOAST VAN IS S	BRITANNIA BEACH		4 217		
	TOTAL - PORT		4 217		
COMMODITY - MARCHANDISE	TOTAL		80 186	428 149	
LUMBER AND TIMBER BOIS D OEUVRE ET CHARP	ARGENTIA	GRAND BANK	2	2	
		NFLD-NES/T-N -NDA	15	18	
		TOTAL - PORT	17	20	
BURGEO	BURGEO	FORTUNE		11	
		TOTAL - PORT		11	
FORTUNE	ARGENTIA	ARGENTIA	2	2	
		TOTAL - PORT		2	
GOOSE BAY	NFLD-NES/T-N -NDA	NFLD-NES/T-N -NDA	38	43	
		TOTAL - PORT	38	43	
GRAND BANK	HARBOUR BRETON	HARBOUR BRETON	1	1	
		NFLD-NES/T-N -NDA	1	2	
		TOTAL - PORT	2	3	
HARBOUR BRETON	BURGEO	BURGEO		1	
		TOTAL - PORT		1	
LEWISPORTE	NFLD-NES/T-N -NDA	NFLD-NES/T-N -NDA	31	31	
		TOTAL - PORT	31	31	
MARYSTOWN	NFLD-NES/T-N -NDA	NFLD-NES/T-N -NDA		1	
		TOTAL - PORT		1	
PORT AUX BASQUES	BURIN	BURIN	54	83	
		BURGEO		61	
		FORTUNE	91	212	
		GRAND BANK	62	251	
		HARBOUR BRETON		3	
		RAMEA		4	
		NFLD-NES/T-N -NDA	3	10	
	TOTAL - PORT	210	624		
ST. ALBANS	ARGENTIA	ARGENTIA	8	9	
		BURGEO	2	20	
		RAMEA	19	21	
		NFLD-NES/T-N -NDA	20	35	
		TOTAL - PORT	40	85	
NFLD-NES/T-N -NDA	ARGENTIA	ARGENTIA	1	1	
		BURGEO		1	
		FORTUNE		2	
		GOOSE BAY	2	2	
		RAMEA	15	48	
		PORT AUX BASQUES	1	1	
		NFLD-NES/T-N -NDA	65	95	
		TOTAL - PORT	84	150	
NORTH SYONEY	BURIN	BURIN	65	191	
		FORTUNE		72	
		GRAND BANK		62	
		HARBOUR BRETON	34	68	
		RAMEA		76	
		MARYSTOWN	118	496	
		PORT AUX BASQUES	5 142	20 016	
		ST. LAWRENCE	54	222	
		NFLD-NES/T-N -NDA	67	67	
			TOTAL - PORT	5 480	21 270
MATANE	BAIE COMEAU	BAIE COMEAU		53	
		TOTAL - PORT		53	
MONTREAL	BAIE COMEAU	GRINDSTONE	374	24	
		SEPT ILES	137	175	
		QUEBEC-NORTH/NDRD	16	137	
		FROBISHER BAY	85	16	
		NWT-NES/T-N -NDA	278	85	
			TOTAL - PORT	890	278
					2 315

TABLE 5 ORIGIN AND DESTINATION OF SELECTED COMMODITIES UNLOADED IN COASTWISE SHIPPING, BY PORT - JUL-SEP, 1981

TABLEAU 5 ORIGINE ET DESTINATION DE CERTAINES MARCHANDISES DECHARGEES, EN CABOTAGE NATIONAL, PAR PORT - JUIL-SEPT, 1981

SELECTED COMMODITY CERTAINE MARCHANDISE	PORT OF ORIGIN PORT D'ORIGINE	PORT OF DESTINATION PORT DE DESTINATION	METRIC TONNES - TONNES METRIQUE	
			TONNES UNLOADED TONNES DECHARGEES	CUMULATIVE CUMULATIF
LUMBER AND TIMBER BOIS D'OEUVRE ET CHARP	CONTRECOEUR	SEPT ILES	34	34
		TOTAL - PORT	34	34
	PORT CARTIER	QUEBEC-NES/NDA	10	10
		TOTAL - PORT	10	10
TRELBORGH BAY		HAMILTON	2 106	2 654
		WINDSOR	6 484	9 427
		TOTAL - PORT	8 590	12 081
KAMPHELL RIVER		NANAIMO		2 721
		VANCOUVER	5 140	16 781
		TOTAL - PORT	5 140	19 502
CHEMUNIS		CROFTON		2 872
		NANAIMO		2 192
		NEW WESTMINSTER		3 024
		VANCOUVER	1 361	1 361
TOTAL - PORT	1 361	9 449		
COWICHAN BAY		VANCOUVER	2 873	5 897
		TOTAL - PORT	2 873	5 897
CROFTON		NANAIMO	1 890	4 461
		VANCOUVER		2 873
		TOTAL - PORT	1 890	7 334
Q. CHAR. ISLES		NEW WESTMINSTER	242	850
		TOTAL - PORT	242	850
NANAIMO		NEW WESTMINSTER		6 350
		VANCOUVER	6 954	18 898
		TOTAL - PORT	6 954	25 248
NEW WESTMINSTER		CHATHAM SOUND		1 512
		CROFTON		22 454
		KITIMAT		4 536
		NANAIMO	12 504	46 977
		PRINCE RUPERT		36 288
TOTAL - PORT	12 504	111 767		
N. ARM FRASER R.		CHATHAM SOUND		1 512
		CROFTON	2 948	2 948
		NANAIMO	2 948	2 948
		VICTORIA		1 512
		TOTAL - PORT	5 896	8 920
POWELL RIVER		CROFTON	1 134	6 501
		FRASER RIVER		832
		NANAIMO	3 591	13 795
		NEW WESTMINSTER		2 344
		N. ARM FRASER R.	3 931	3 931
		VANCOUVER	4 082	4 838
TOTAL - PORT	12 738	32 241		
PRINCE RUPERT		NEW WESTMINSTER		31 752
		TOTAL - PORT		31 752
WEAVER ISLAND		CHATHAM SOUND		1 512
		VANCOUVER		1 512
		TOTAL - PORT		3 024
SKEWEE		NEW WESTMINSTER		4 838
		VANCOUVER		1 663
		TOTAL - PORT		6 501
SQUAMISH		NEW WESTMINSTER		1 361
		VANCOUVER	3 327	32 811
		TOTAL - PORT	3 327	34 172
VANCOUVER		CROFTON	4 234	18 674
		NANAIMO	1 512	4 838
		TOTAL - PORT	5 746	23 512
VICTORIA		VANCOUVER	7 862	9 525
		TOTAL - PORT	7 862	9 525
COMMODITY - MARCHANDISE	TOTAL		81 959	366 428
GASOLINE ESSENCE	BAY ROBERTS	NFLD-NES/T-N -NDA	6	6
		TOTAL - PORT	6	6
	CORNER BROOK	NFLD-NES/T-N -NDA		692
		TOTAL - PORT		692
	GRAND BANK	NFLD-NES/T-N -NDA		1
		TOTAL - PORT		1
	RAMBA	NFLD-NES/T-N -NDA	1	1
		TOTAL - PORT	1	1



TABLE 5 ORIGIN AND DESTINATION OF SELECTED COMMODITIES UNLOADED IN COASTWISE SHIPPING, BY PORT - JUL-SEP, 1981

TABLEAU 5 ORIGINE ET DESTINATION DE CERTAINES MARCHANDISES DECHARGEES, EN CABOTAGE NATIONAL, PAR PORT - JUIL-SEPT, 1981

SELECTED COMMODITY CERTAINE MARCHANDISE	PORT OF ORIGIN PORT D'ORIGINE	PORT OF DESTINATION PORT DE DESTINATION	METRIC TONNES - TONNES METRIQUE	
			TONNES UNLOADED TONNES DECHARGEES	CUMULATIVE CUMULATIF
GASOLINE ESSENCE	HOLYROOD	BOTWOOD	1 631	1 631
		PORT HAWKESBURY		13 643
		SEPT ILES		3 736
		TOTAL - PORT	1 631	19 010
	LEWISPORTE	PORT HOPE SIMPSON	83	83
		NFLD-NES/T-N -NDA	111	111
		TOTAL - PORT	194	194
	PORT AUX BASQUES	NFLD-NES/T-N -NDA		1
		TOTAL - PORT		1
	ST. JOHNS	BAIE VERTE	248	248
		BELL ISLAND	270	490
		BOTWOOD	2 806	2 806
		CATALINA	317	1 172
		CLARENVILLE	1 274	3 846
		GRAND BANK		816
		HARBOUR GRACE	1 718	3 257
		MARYSTOWN		427
		NFLD-NES/T-N -NDA	1 004	1 519
		TOTAL - PORT	7 637	14 581
	NFLD-NES/T-N -NDA	HARBOUR BRETON	1	1
		LEWISPORTE	2	2
NFLD-NES/T-N -NDA		73	91	
TOTAL - PORT		76	94	
CHARLOTTETOWN	CAMPBELLTON	1 043	1 043	
	CARAQUET	537	537	
	TOTAL - PORT	1 580	1 580	
HALIFAX	BURIN		907	
	BURCEO		324	
	CLARENVILLE	1 747	1 747	
	CORNER BROOK	11 040	23 667	
	GRAND BANK		798	
	HARBOUR BRETON		1 083	
	RAMEA		445	
	HOLYROOD	1 210	1 210	
	LEWISPORTE	7 434	20 133	
	LONG POND	2 635	10 301	
	MARYSTOWN	3 186	4 593	
	ST. ALBANS		393	
	ST. JOHNS	16 255	51 623	
	STEPHENVILLE		998	
	NFLD-NES/T-N -NDA	7 386	10 991	
	CHARLOTTE TOWN	16 332	50 435	
	BRIDGEWATER	2 421	3 788	
	LIVERPOOL		280	
	PORT HAWKESBURY	4 347	16 790	
	SYDNEY	13 190	29 350	
	CHATHAM	8 113	24 248	
	NEWCASTLE	10 113	22 493	
	SAINT JOHN	62 822	154 464	
	BAIE COMEAU		2 786	
	FLORESTVILLE		1 397	
	GASPE	1 794	1 794	
	GRINDSTONE	1 731	8 194	
MONTREAL	9 080	9 080		
QUEBEC	3 088	3 088		
RIMOUSKI		5 096		
SEPT ILES	866	866		
NWT-NES/TNO-NDA	287	287		
TOTAL - PORT	185 357	463 649		
NORTH SYDNEY	PORT AUX BASQUES		9	
	TOTAL - PORT		9	
PORT HAWKESBURY	CORNER BROOK		3 901	
	HOLYROOD		1 175	
	ST. JOHNS	1 256	9 867	
	CHARLOTTETOWN		509	
	SYDNEY		822	
	CHATHAM		1 162	
	GASPE		1 235	
	GRINDSTONE		1 070	
	NEW RICHMOND		546	
	PORT CARTIER		705	
	QUEBEC		1 190	
	TOTAL - PORT	1 256	22 182	
	SAINT JOHN	BOTWOOD	4 954	16 186
CORNER BROOK			8 415	
RAMEA			575	
LONG POND			7 100	
MARYSTOWN			1 139	
ST. JOHNS		14 206	49 356	
STEPHENVILLE		2 505	2 505	

TABLE 5 ORIGIN AND DESTINATION OF SELECTED COMMODITIES UNLOADED IN COASTWISE SHIPPING, BY PORT - JUL-SEP, 1981

TABLEAU 5 ORIGINE ET DESTINATION DE CERTAINES MARCHANDISES DECHARGEES, EN CABOTAGE NATIONAL, PAR PORT - JUIL-SEPT, 1981

SELECTED COMMODITY CERTAINE MARCHANDISE	PORT OF ORIGIN PORT D'ORIGINE	PORT OF DESTINATION PORT DE DESTINATION	METRIC TONNES - TONNES METRIQUE		
			TONNES UNLOADED TONNES DECHARGEES	CUMULATIVE CUMULATIF	
GASOLINE ESSENCE		NFLD-NES/T-N -NDA	943	1 618	
		CHARLOTTETOWN	6 510	28 945	
		BRIDGEWATER	1 173	3 335	
		DIGBY	3 155	10 950	
		HALIFAX	35 196	132 718	
		LIVERPOOL		378	
		MARGARETSVILLE	5 780	14 686	
		PORT HAWKESBURY	12 951	64 204	
		SHELburne	561	6 106	
		SYDNEY	4 110	9 036	
		YARMOUTH	2 406	5 063	
		BATHURST		949	
		CHATHAM	6 094	6 094	
		GRAND MANAN	843	2 850	
		NEWCASTLE	844	844	
		BAIE COMEAU		2 938	
		CHICOUTIMI	10 850	30 817	
		GASPE	9 939	22 210	
		GRINDSTONE	1 261	1 261	
		MATANE	4 312	8 654	
		MONTREAL		12 338	
		PORT ALFRED		6 827	
		PORT MENIER		823	
		QUEBEC	17 595	50 515	
		RIMOUSKI	1 900	12 515	
		RIVIERE DU LOUP	2 643	3 449	
		TROIS RIVIERES	8 238	21 145	
		QUEBEC-NORTH/NORD	533	533	
		QUEBEC-NES/NDA		3 181	
		TOTAL - PORT	159 502	550 258	
		GASPE	BATHURST	1 970	3 261
			CARAQUET		467
			NEWCASTLE	1 455	1 455
			N.8.-NES/NDA	1 363	2 784
			FORESTVILLE	1 677	1 677
			GRINDSTONE	448	1 611
			PASPEBIAC	2 672	4 783
			RIVIERE DU LOUP	194	1 574
			QUEBEC-NES/NDA	1 433	2 483
			TOTAL - PORT	11 212	20 097
		MONTREAL	BAIE VERTE		368
			BOTWOOD		5 304
		CORNER BROOK	4 841	19 013	
		GOOSE BAY	5 543	5 543	
		HOLYROOD	1 784	5 421	
		LEWISPORTE	8 470	15 525	
		LITTLE BAY		499	
		LDNG POND	1 862	6 865	
		ST. JOHNS	979	11 361	
		NFLD-NES/T-N -NDA		2 071	
		CHARLOTTETOWN	4 310	12 135	
		HALIFAX		34 782	
		PORT HAWKESBURY	28 778	38 518	
		SYDNEY	15 869	33 239	
		BELLE DUNE	8 195	28 397	
		CHATHAM		9 623	
		NEWCASTLE		1 317	
		BAIE COMEAU	14 962	25 068	
		BLANC SABLON	203	501	
		BLACK CAPE	1 207	2 989	
		CHICOUTIMI	64 694	142 093	
		FORESTVILLE	1 484	1 484	
		GASPE	1 152	7 029	
		GRINDSTONE	2 185	3 192	
		HAVRE ST. PIERRE	186	1 531	
		NEW RICHMOND		2 344	
		PORT CARTIER		6 330	
		QUEBEC	112 051	362 293	
		RIMOUSKI	56 103	140 433	
		ST. AUGUSTIN	50	213	
		SEPT ILES	13 303	46 793	
		TROIS RIVIERES		479	
		QUEBEC-NORTH/NORD	14 880	14 880	
		QUEBEC-NES/NDA	54	956	
		AMHERSTBURG		3 437	
		OAKVILLE		3 134	
		PARRY SOUND		785	
		SARNIA	12 521	21 938	
		FROBISHER BAY	8 730	8 730	
		NWT-NES/TNO-NDA	4 869	4 869	
		TOTAL - PORT	389 265	1 031 482	
	QUEBEC	BAIE VERTE		523	
		BOTWOOD	6 937	6 937	
		CORNER BROOK	3 445	10 302	
		GOOSE BAY	3 743	3 743	
		HOLYROOD		2 472	

TABLE 5 ORIGIN AND DESTINATION OF SELECTED COMMODITIES UNLOADED IN COASTWISE SHIPPING, BY PDRT - JUL-SEP, 1981

TABLEAU 5 ORIGINE ET DESTINATION DE CERTAINES MARCHANDISES DECHARGEES, EN CABDTAGE NATIONAL, PAR PORT - JUIL-SEPT, 1981

SELECTED COMMODITY CERTAINE MARCHANDISE	PORT OF ORIGIN PORT D'ORIGINE	PORT OF DESTINATION PORT DE DESTINATION	METRIC TONNES - TONNES METRIQUE		
			TONNES UNLOADED TONNES DECHARGEES	CUMULATIVE CUMULATIF	
GASOLINE ESSENCE		LITTLE BAY	940	940	
		MARYSTOWN		1 923	
		NFLD-NES/T-N -NDA	954	954	
		PORT HAWKESBURY	8 190	8 190	
		SYDNEY		2 820	
		CHICOUTIMI		3 976	
		FORESTVILLE	371	371	
		MONTREAL		7 280	
		RIMOUSKI	5 354	8 681	
		TOTAL - PORT	29 934	59 112	
		QUEBEC-NCRTH/NORD	QUEBEC-NORTH/NORD	3 640	3 640
			TOTAL - PORT	3 640	3 640
		CLARKSON	ST. JOHNS	5 485	5 485
			HALIFAX	1 174	1 174
			PORT HAWKESBURY	6 324	6 324
			SYDNEY	9 995	9 995
			CHATHAM	689	689
			BAIE COMEAU	601	2 949
			BLACK CAPE	3 193	6 966
			CHICOUTIMI		2 895
			GASPE	2 100	4 895
			MONTREAL		2 233
			PORT CARTIER	3 020	3 020
			QUEBEC	4 990	17 746
			RIMOUSKI		4 852
			SEPT ILES		1 088
TROIS RIVIERES				2 337	
SARNIA			4 576	6 362	
SAULT STE. MARIE			3 212	3 821	
THUNDER BAY	4 746	8 262			
WINDSOR	4 968	11 940			
TOTAL - PORT	55 073	103 033			
	KINGSVILLE	PELEE ISLAND	316	508	
		TOTAL - PORT	316	508	
	NANTICOME	SAULT STE. MARIE	2 963	2 963	
		THUNDER BAY		2 003	
		WINDSOR		2 605	
TOTAL - PORT	2 963	7 571			
	DAKVILLE	PARRY SOUND		3 548	
		SARNIA	7 706	7 706	
		SAULT STE. MARIE	3 222	3 222	
		THUNDER BAY	3 187	3 187	
TOTAL - PORT	14 115	17 663			
	OSHAWA	MONTREAL		8 924	
		TOTAL - PORT		8 924	
	SARNIA	GOOSE BAY	620	620	
		MONTREAL	26 695	26 695	
		BRITT	9 469	24 720	
		BYNG INLET	7 599	17 502	
		CUTLER	3 634	7 371	
		LITTLE CURRENT		5 269	
		MARATHON	586	3 205	
		NANTICOME	4 981	4 981	
		DAKVILLE		6 577	
		PARRY SOUND	26 229	49 203	
		SAULT STE. MARIE	58 025	109 357	
		THUNDER BAY	45 435	90 865	
		TORONTO		6 496	
WINDSOR	40 616	103 957			
TOTAL - PORT	223 889	456 818			
	E COAST VAN IS	VANCOUVER	160	160	
		TOTAL - PORT	160	160	
	NANAIMO	Q. CHAR. ISLES	25	25	
		TOTAL - PORT	25	25	
	PORT HARDY	HECATE STRAIT	9	9	
		W COAST VAN IS S	30	30	
		UCLUELET	81	81	
		TOTAL - PORT	120	120	
	PRINCE RUPERT	BROUGHTON STRAIT	48	99	
		CAMPBELL RIVER		146	
		CHATHAM SOUND	19	158	
		E COAST VAN IS	22	22	
		FITZ HUGH SOUND	109	132	
		HECATE STRAIT	64	80	
		JOHNSTONE ST	13	13	
		Q. CHAR. ISLES	88	982	
		RIVERS INLET	94	174	
		MENZIES BAY		8	

TABLE 5 ORIGIN AND DESTINATION OF SELECTED COMMODITIES UNLOADED IN COASTWISE SHIPPING, BY PORT - JUL-SEP, 1981

TABLEAU 5 ORIGINE ET DESTINATION DE CERTAINES MARCHANDISES DECHARGEES, EN CABOTAGE NATIONAL, PAR PORT - JUIL-SEPT, 1981

SELECTED COMMODITY CERTAINE MARCHANDISE	PORT OF ORIGIN PORT D'ORIGINE	PORT OF DESTINATION PORT DE DESTINATION	METRIC TONNES - TONNES METRIQUE		
			TONNES UNLOADED TONNES DECHARGEES	CUMULATIVE CUMULATIF	
GASOLINE ESSENCE	VANCOUVER	NAMU	33	79	
		SKIDEGATE	114	837	
		VANANOA	22	22	
		TOTAL - PORT	626	2 752	
		PORT HAWKESBURY		16 581	
		ALERT BAY	298	647	
		BROUGHTON STRAIT	80	210	
		BURRARD INLET	2	2	
		BELLA COOLA	1 141	2 261	
		BRITANNIA BEACH		3 352	
		CAMPBELL RIVER	8 460	29 910	
		BUTE INLET	511	652	
		CHATHAM SOUND	1 350	2 104	
		E COAST VAN IS	7 981	19 350	
		COURTENAY	9 210	12 408	
		COWICHAN BAY		320	
		CROFTON		9 601	
		ESQUIMALT		1 141	
		FITZ HUGH SOUND	109	261	
		FRASER RIVER	60	163	
		GOLD RIVER		537	
		HOWE SOUND	768	3 655	
		HECATE STRAIT	331	584	
		JERVIS INLET	820	2 761	
		JOHNSTONE ST	2 391	4 418	
		KITIMAT	1 277	7 133	
		KNIGHT INLET	18	39	
		MILBANKE SOUND	107	407	
		PORTLAND INLET	315	1 051	
		LOUGHBRDROUGH INL		48	
		Q. CHAR. ISLES	823	2 301	
		Q. CHAR. STRAIT		74	
		RIVERS INLET	66	76	
		MASSET		856	
		SEYMOUR INLET		10	
		NAMU	175	230	
		NANAIMO	56 527	162 468	
		NEW WESTMINSTER		3 029	
		N. ARM FRASER R.		14	
		PORT ALBERNI	1 288	2 978	
		PORT HARDY	2 707	6 897	
		PORT HARVEY		249	
		PORT MELLON		4 676	
		PORT MCNEILL	1 827	5 379	
		TOBA INLET	68	114	
		POWELL RIVER	3 586	14 497	
		PRINCE RUPERT	19 899	51 777	
		RUPERT INLET		6 601	
		RAGGED ISLAND	21	50	
		WCOAST VAN IS S	741	2 555	
		WCOAST VAN IS S	1 167	3 572	
		SKIDEGATE	416	513	
		SOOKE	107	200	
		SQUAMISH		388	
		TAHSIS		496	
		TEAKERNE ARM		15	
		UCLUELET	1 499	3 776	
		VANANOA	276	625	
		VICTORIA	65 155	181 378	
		WATSON ISLAND		1 543	
		ZEBALLOS		218	
		STEWART		500	
		TOTAL - PORT		191 577	577 640
		VICTORIA	WCOAST VAN IS S	31	31
			UCLUELET	55	55
			TOTAL - PORT	86	86
		NWT-NES/TNO-NDA	QUEBEC-NORTH/NORD	965	965
			NWT-NES/TNO-NDA	211	211
			TOTAL - PORT	1 176	1 176
		COMMODITY - MARCHANDISE	TOTAL		1 281 417
FUEL CTL MAZOUT	ARGENTIA	NFLD-NES/T-N -NDA	24	116	
		TOTAL - PORT	24	116	
	BAY ROBERTS	NFLD-NES/T-N -NDA	22	22	
		TOTAL - PORT	22	22	
	BURIN	RAMEA		1	
		TOTAL - PORT		1	
	BURGED	NFLD-NES/T-N -NDA	6	6	
		TOTAL - PORT	6	6	
	FORTUNE	RAMEA		3	
		NFLD-NES/T-N -NDA		1	
		TOTAL - PORT		4	



TABLE 5 ORIGIN AND DESTINATION OF SELECTED COMMODITIES UNLOADED IN COASTWISE SHIPPING, BY PORT - JUL-SEP, 1981

TABLÉAU 5 ORIGINE ET DESTINATION DE CERTAINES MARCHANDISES DECHARGEES, EN CABOTAGE NATIONAL, PAR PORT - JUIL-SEPT, 1981

SELECTED COMMODITY CERTAINE MARCHANDISE	PORT OF ORIGIN PORT D'ORIGINE	PORT OF DESTINATION PORT DE DESTINATION	METRIC TONNES - TONNES METRIQUE	
			TONNES UNLOADED TONNES DECHARGEES	CUMULATIVE CUMULATIF
FUEL OIL MAZOUT	GOOSE BAY	NFLD-NES/T-N -NDA TOTAL - PORT	86 86	86 86
	GRAND BANK	ARGENTIA BURGEO RAMEA NFLD-NES/T-N -NDA TOTAL - PORT	3 3 3 6	1 13 10 4 28
	HOLYROOD	BOTWOOD CORNER BROOK PORT HAWKESBURY SEPT ILES POINTE NOIRE TOTAL - PORT	52 211 52 211	28 628 24 807 15 616 83 649 15 908 168 608
	LEWISPORTE	PORT HOPE SIMPSON NFLD-NES/T-N -NDA TOTAL - PORT	33 503 536	33 505 538
	PORT AUX BASQUES	BURGEO RAMEA NFLD-NES/T-N -NDA TOTAL - PORT	31 31	3 2 54 59
	PORT HOPE SIMPSON	NFLD-NES/T-N -NDA TOTAL - PORT	88 88	88 88
	ST. ALBANS	NFLD-NES/T-N -NDA TOTAL - PORT		1 1
	ST. JOHNS	BAIE VERTE BELL ISLAND BOTWOOD BURIN BURGEO CATALINA CLARENVILLE GRAND BANK HARBOUR GRACE RAMEA MARYSTOWN PORT HOPE SIMPSON NFLD-NES/T-N -NDA QUEBEC-NORTH/NORD TOTAL - PORT	547 280 2 751 875 3 191 2 013 990 1 086 1 323 73 5 452 3 994 22 575	1 512 1 746 2 751 875 1 772 7 977 6 783 795 6 055 3 265 6 366 73 11 284 3 954 55 248
	NFLD-NES/T-N -NDA	BELL ISLAND HARBOUR GRACE PORT HOPE SIMPSON NFLD-NES/T-N -NDA TOTAL - PORT	222 210 1 149 582	222 210 1 182 615
	CHARLOTTETOWN	CAMPBELLTON CARAQUET TOTAL - PORT	1 043 538 1 581	1 043 538 1 581
	HALIFAX	BAIE VERTE BURIN BURGEO CORNER BRDOK FORTUNE GOOSE BAY GRAND BANK HARBOUR BRETON RAMEA LEWISPORTE LONG POND MARYSTOWN PORT AUX BASQUES ST. ALBANS ST. JOHNS STEPHENVILLE NFLD-NES/T-N -NDA CHARLOTTETOWN SUMMERSIDE BRIDGEWATER LIVERPOOL NORTH SYDNEY PICTOU PORT HAWKESBURY SYDNEY BATHURST CHATHAM NEWCASTLE SAINT JOHN BAIE COMEAU CHANDLER FORESTVILLE	731 21 922 915 21 765 1 413 1 103 644 5 152 2 865 1 920 4 508 25 017 5 263 24 292 1 429 7 852 6 350 19 350 7 274 15 718 6 412 11 925 30 876 8 175	7 150 3 183 2 875 59 198 2 343 21 765 5 143 2 870 1 167 18 231 18 477 5 403 4 508 578 82 143 989 12 759 61 938 6 171 3 341 22 042 8 910 6 982 64 330 43 914 15 718 10 436 27 723 129 412 12 132 7 383 2 038

TABLE 5 ORIGIN AND DESTINATION OF SELECTED COMMODITIES UNLOADED IN COASTWISE SHIPPING, BY PORT - JUL-SEP, 1981

TABLEAU 5 ORIGINE ET DESTINATION DE CERTAINES MARCHANDISES DECHARGEES, EN CABOTAGE NATIONAL, PAR PORT - JUIL-SEPT, 1981

SELECTED COMMODITY CERTAINE MARCHANDISE	PORT OF ORIGIN PORT D'ORIGINE	PORT OF DESTINATION PORT DE DESTINATION	METRIC TONNES - TONNES METRIQUE			
			TONNES UNLOADED TONNES DECHARGEES	CUMULATIVE CUMULATIF		
FUEL OIL MAZOUT		GASPE	2 710	2 710		
		GRINDSTONE	2 273	17 699		
		MONTREAL	768	8 942		
		NEW RICHMOND	3 259	11 709		
		PORT ALFRED	20 151	43 084		
		QUEBEC	3 088	3 088		
		RIMOUSKI		812		
		SEPT ILES	866	25 858		
		POINTE NOIRE	12 934	12 934		
		NWT-NES/TNO-NDA	9 040	9 040		
		TOTAL - PORT	287 960	807 128		
		NORTH SYDNEY		GRAND BANK		74
				PORT AUX BASQUES	19	150
				TOTAL - PORT	19	224
		PORT HAWKESBURY		HOLYROOD		6 368
				LEWISPORTE		1 461
				ST. JOHNS	9 565	27 563
				CHARLOTTETOWN		3 300
				HALIFAX	7 049	31 867
				SYDNEY		6 672
				BATHURST	9 755	11 956
				CHATHAM		8 601
				SAINT JOHN		4 687
				GASPE		2 810
				NEW RICHMOND	2 878	8 214
				PORT CARTIER		11 031
QUEBEC				2 660		
TOTAL - PORT	29 247			127 190		
SHELburnE		PICTOU		6 430		
		TOTAL - PORT		6 430		
SAINT JOHN		BOTWOOD	2 511	18 333		
		BURIN		1 014		
		BURGEO		1 525		
		CORNER BROOK	4 922	10 041		
		FORTUNE		2 080		
		HARBOUR BRETON		2 738		
		LEWISPORTE	581	581		
		LONG POND		7 935		
		MARYSTOWN		3 153		
		ST. JOHNS	37 596	94 408		
		STEPHENVILLE	5 141	5 141		
		NFLD-NES/T-N -NDA	943	3 103		
		CHARLOTTETOWN	6 019	32 112		
		BRIDGEMATER	1 177	4 431		
		DIGBY		8 607		
		HALIFAX	39 309	231 639		
		LIVERPOOL		427		
		MARGARETSVILLE	2 200	20 187		
		PICTOU		12 232		
		PORT HAWKESBURY	24 084	211 819		
		SHELburnE	560	10 885		
		SYDNEY	2 326	13 901		
		YARMOUTH	5 489	13 181		
		BATHURST	20 823	31 469		
		OALHOUSIE	33 489	33 489		
		GRAND MANAN	164	2 153		
		NEWCASTLE	2 580	2 580		
		BAIE COMEAU		625		
		CHICOUTIMI	28 956	39 154		
		GASPE	22 167	34 782		
		GRINDSTONE	4 084	4 084		
		MATANE		6 593		
		MONTREAL		14 577		
		NEW RICHMOND	9 367	16 682		
PORT ALFRED		3 648				
PORT MENIER		1 930				
QUEBEC	14 346	34 148				
RIMOUSKI	3 499	14 724				
RIVIERE DU LOUP	5 832	7 669				
TROIS RIVIERES	17 591	35 731				
QUEBEC-NORTH/NORD	10 189	10 189				
QUEBEC-NES/NDA		478				
TOTAL - PORT	305 945	1 004 177				
GASPE		BATHURST	2 063	3 709		
		CARAQUET		756		
		NEWCASTLE	1 455	1 455		
		N.B.-NES/NDA	1 363	2 857		
		FORESTVILLE	3 965	3 965		
		GRINDSTONE	1 644	3 389		
		PASPEBIAC	2 257	5 756		
		RIVIERE DU LOUP	195	2 408		
		QUEBEC-NES/NDA	1 433	1 895		
		TOTAL - PORT	15 131	26 190		

TABLE 5 ORIGIN AND DESTINATION OF SELECTED COMMODITIES UNLOADED IN COASTWISE SHIPPING, BY PORT - JUL-SEP, 1981

TABLEAU 5 ORIGINE ET DESTINATION DE CERTAINES MARCHANDISES DECHARGEES, EN CABOTAGE NATIONAL, PAR PORT - JUIL-SEPT, 1981

SELECTED COMMODITY CERTAINE MARCHANDISE	PORT OF ORIGIN PORT D'ORIGINE	PORT OF DESTINATION PORT DE DESTINATION	METRIC TONNES - TONNES METRIQUE	
			TONNES UNLOADED TONNES DECHARGEES	CUMULATIVE CUMULATIF
FUEL OIL MAZOUT	GRINDSTONE	SAINT JOHN		1 002
		TOTAL - PORT		1 002
	MATANE	BAIE COMEAU	18	162
		TOTAL - PORT	18	162
	MONTREAL	BAIE VERTE		1 334
		BOTWOOD		4 059
		CORNER BROOK	3 218	28 465
		GOOSE BAY	10 099	10 099
		LEWISPORTE	1 078	12 751
		LONG POND	2 624	7 257
		ST. JOHNS	6 226	31 178
		NFLD-NES/T-N -NDA		2 064
		CHARLOTTETOWN	6 485	26 193
		HALIFAX	9 476	105 729
		PICOU		6 163
		PORT HAWKESBURY	82 868	187 805
		SYDNEY	3 907	39 788
		BATHURST		6 622
		BELLEUDUNE	7 347	34 952
		CHATHAM	4 154	9 357
		DALHOUSIE		28 662
		NEWCASTLE	5 591	9 697
		SAINT JOHN		998
		N.B.-NES/NDA	6 349	6 349
		BAIE COMEAU	18 779	57 658
		BLANC SABLON	350	1 906
		BLACK CAPE	975	3 755
		CHICOUTIMI	44 169	91 237
		FORESTVILLE	2 031	2 031
		GASPE	3 280	15 969
		GRINDSTONE	6 490	8 367
		HAVRE ST. PIERRE	1 816	5 910
		MATANE	6 253	14 291
		MONT LUIS	17 366	34 183
		CONTRECOEUR	456	1 358
		LANORAIE		974
		VARENNES	7 697	7 697
		NEW RICHMOND		8 777
		PORT ALFRED	41 443	84 895
		PORT CARTIER	27 737	130 772
		QUEBEC	78 328	287 190
		RIMOUSKI	32 903	101 386
		ST. AUGUSTIN	438	1 057
		SEPT ILES	43 444	206 871
		SOREL	2 177	3 940
		TROIS RIVIERES	45 155	163 365
		QUEBEC-NORTH/NORD	9 777	9 777
		QUEBEC-NES/NDA	220	1 270
		AMHERSTBURG		4 794
		CLARKSON		12 913
		HAMILTON	3 877	3 877
		MARATHON		6 127
		MORRISBURG		38 035
		PORT CCLBORNE	13 590	19 162
		SARNIA	13 704	47 207
		SAULT STE. MARIE	3 689	14 654
		FROBISHER BAY	24 146	24 146
		NWT-NES/TNO-NDA	49 016	49 016
		TOTAL - PORT	648 734	2 064 129
	VARENNES	MONTREAL		29 244
		QUEBEC		4 065
		SEPT ILES		8 161
		TOTAL - PORT		41 470
	QUEBEC	BAIE VERTE		4 202
		BOTWOOD	10 224	32 634
		CORNER BROOK	16 379	30 983
		GOOSE BAY	3 006	3 006
		HOLYROOD	2 038	2 844
		LEWISPORTE	2 530	2 530
		LITTLE BAY	942	1 667
		MARYSTOWN		2 910
		PORT AUX BASQUES		12 182
		ST. JOHNS		6 422
		STEPHENVILLE		3 368
		NFLD-NES/T-N -NDA	7 827	10 747
		CHARLOTTETOWN		302
		PORT HAWKESBURY		6 708
		SYDNEY		19 545
		BELLEUDUNE		8 038
		SAINT JOHN		71 351
		BAIE COMEAU	8 524	25 005
		CHANDLER	8 782	26 020
		CHICOUTIMI	36 663	77 092
		FORESTVILLE	3 057	3 057
		MONTREAL	23 551	104 061

TABLE 5 ORIGIN AND DESTINATION OF SELECTED COMMODITIES UNLOADED IN COASTWISE SHIPPING, BY PORT - JUL-SEP, 1981

TABLEAU 5 ORIGINE ET DESTINATION DE CERTAINES MARCHANDISES DECHARGEES, EN CABOTAGE NATIONAL, PAR PORT - JUIL-SEPT, 1981

METRIC TONNES - TONNES METRIQUES

SELECTED COMMODITY	PORT OF ORIGIN	PORT OF DESTINATION	TONNES UNLOADED	CUMULATIVE
CERTAINES MARCHANDISES	PORT D'ORIGINE	PORT DE DESTINATION	TONNES DECHARGEES	CUMULATIF
FUEL OIL		PORT ALFRED	6 475	14 058
MAZOUT		PORT CARTIER		13 192
		RIMOUSKI	1 527	8 944
		SEPT ILES	13 396	99 673
		POINTE NDIRE	39 993	99 492
		TROIS RIVIERES		15 543
		KINGSTON	1 531	26 855
		PORT COLBORNE		5 741
		ST. CATHARINES	7 143	15 607
		TORONTO		2 604
		NWT-NES/TNO-NDA	8 041	8 041
		TOTAL - PORT	201 629	764 444
	QUEBEC-NORTH/NDRO	QUEBEC-NORTH/NDRO	13 448	13 448
		NWT-NES/TNO-NDA	1 037	1 037
		TOTAL - PORT	14 485	14 485
	CLARKSON	ST. JCHNS	7 154	7 154
		HALIFAX	7 341	7 341
		PORT HAWKESBURY	11 488	33 543
		SYDNEY	10 584	10 584
		CHATHAM	3 447	13 073
		BAIE COMEAU	5 499	10 194
		BLACK CAPE	3 928	5 770
		CHICOUTIMI		5 610
		GASPE	5 200	8 652
		MONTREAL		12 835
		PORT CARTIER	3 837	3 837
		QUEBEC	8 325	22 376
		RIMOUSKI		3 343
		SEPT ILES	2 348	8 986
		TROIS RIVIERES	3 564	14 137
		HAMILTON		12 427
		SAULT STE. MARIE	5 542	6 182
		THUNDER BAY	14 179	26 332
		WINDSOR	10 699	18 347
		TOTAL - PORT	103 135	230 723
	HAMILTON	SYDNEY		5 503
		THUNDER BAY	138	194
		WINDSOR	26 848	26 848
		TOTAL - PORT	26 986	32 545
	KINGSVILLE	PELEE ISLAND	148	210
		TOTAL - PORT	148	210
	MICHIPICOTEN HARBOR	SARNIA		1 939
		TOTAL - PORT		1 939
	NANTICOKE	MONTREAL	9 353	37 397
		HAMILTON		18 704
		SAULT STE. MARIE	7 301	24 489
		THUNDER BAY		7 441
		WINDSOR		19 431
		TOTAL - PORT	16 654	107 462
	OAKVILLE	MONTREAL	6 291	17 396
		MORRISBURG		14 910
		OSHAWA		8 475
		PORT COLBORNE	3 533	3 533
		THUNDER BAY	3 203	3 203
		WINDSOR	2 101	2 101
		TOTAL - PORT	15 128	49 618
	PARRY SOUND	SARNIA		5 738
		TOTAL - PORT		5 738
	PORT LAMPTON	SARNIA		11 999
		TOTAL - PORT		11 999
	ST. CATHARINES	MARATHON	7 807	7 807
		TOTAL - PORT	7 807	7 807
	SARNIA	GOOSE BAY	12 103	12 103
		CHARLDTTETOWN	6 116	6 116
		HALIFAX	1 444	1 444
		SYDNEY	8 754	8 754
		NEWCASTLE	4 306	4 306
		MONTREAL	134 267	292 411
		VARENNES	8 057	8 057
		QUEBEC		34 284
		BRITT		948
		BYNG INLET	6 103	8 972
		CDRNWALL	7 120	11 311
		CUTLER	2 807	2 807
		HAMILTDN	36 867	74 680
		KINGSTON	25 550	45 059
		LITTLE CURRENT		3 851
		MARATHON	3 517	10 156



TABLE 5 ORIGIN AND DESTINATION OF SELECTED COMMODITIES UNLOADED IN COASTWISE SHIPPING, BY PORT - JUL-SEP, 1981

TABLEAU 5 ORIGINE ET DESTINATION DE CERTAINES MARCHANDISES DECHARGEES, EN CABOTAGE NATIONAL, PAR PORT - JUIL-SEPT, 1981

SELECTED COMMODITY CERTAINE MARCHANDISE	PORT OF ORIGIN PORT D'ORIGINE	PORT OF DESTINATION PORT DE DESTINATION	METRIC TONNES - TONNES METRIQUE	
			TONNES UNLOADED TONNES DECHARGEES	CUMULATIVE CUMULATIF
FUEL OIL MAZOUT		MORRISBURG	10 285	26 540
		OAKVILLE		8 488
		OSHAWA		8 070
		PARRY SOUND	45 238	86 225
		PORT LAMBTON		10 746
		ST. CATHARINES	21 923	41 451
		SAULT STE. MARIE	69 654	181 181
		THUNDER BAY	86 265	140 872
		TORONTO	26 056	26 056
		WINDSOR	25 244	106 208
		TOTAL - PORT	541 676	1 161 096
	TORONTO	MONTREAL	16 146	47 741
		CORNWALL	4 011	15 909
		KINGSTON	18 696	35 124
		MORRISBURG	2 996	2 996
		OSHAWA		4 090
		PARRY SOUND		7 673
		TOTAL - PORT	41 849	113 533
	CHURCHILL	NWT-NES/TND-NDA	13 785	13 785
		TOTAL - PORT	13 785	13 785
	CHEMAINUS	NAMU	201	201
		PORT HARDY	480	480
		PRINCE RUPERT	4 525	4 525
		VANCOUVER	249	249
		TOTAL - PORT	5 455	5 455
	ESQUIMALT	NEW WESTMINSTER		1 220
		VANCOUVER		200
		TOTAL - PORT		1 420
	NANAIMO	FITZ HUGH SOUND	141	141
		HECATE STRAIT	7	7
		SKIDEGATE	35	35
		TOTAL - PORT	183	183
	OCEAN FALLS	WATSON ISLAND		3 664
		TOTAL - PORT		3 664
	PORT HARDY	FITZ HUGH SOUND	85	85
		HECATE STRAIT	80	80
		JOHNSTONE ST	40	40
		Q. CHAR. ISLES	94	277
		RIVERS INLET	59	59
		WCOAST VAN IS N	154	154
		WCOAST VAN IS S	26	26
		SKIDEGATE	253	253
		UCLUELET	121	121
		TOTAL - PORT	912	1 095
	PRINCE RUPERT	BROUGHTON STRAIT	87	255
		CHATHAM SOUND	126	337
		E COAST VAN IS	22	22
		FITZ HUGH SOUND	469	844
		HECATE STRAIT	162	286
		MILBANKE SOUND		213
		Q. CHAR. ISLES	744	3 317
		RIVERS INLET	107	200
		NAMU	112	511
		WCOAST VAN IS N	25	485
		SKIDEGATE	227	1 244
		SMITH INLET	5	5
		TOTAL - PORT	2 086	7 719
	TASU	N. ARM FRASER R.		181
		TOTAL - PORT		181
	VANCOUVER	PORT HAWKESBURY		13 208
		ALERT BAY	1 916	3 701
		BROUGHTON STRAIT	242	397
		BURRARD INLET	28	28
		BELLA COOLA	573	2 135
		BLUBBER BAY		59
		BRITANNIA BEACH	5 258	22 569
		CAMPBELL RIVER	10 391	47 033
		CHEMAINUS	3 289	11 349
		BUTE INLET	691	1 682
		CHATHAM SOUND	334	693
		E COAST VAN IS	10 284	20 900
		COURTENAY	649	14 331
		COWICHAN BAY		629
		CROFTON	1 297	35 048
		ESQUIMALT	3 017	19 038
		FITZ HUGH SOUND	243	1 132
		FRASER RIVER	271	757
		GOLD RIVER		1 211
		HOWE SOUND	658	2 797

TABLE 5 ORIGIN AND DESTINATION OF SELECTED COMMODITIES UNLOADED IN COASTWISE SHIPPING, BY PORT - JUL-SEP, 1981

TABLEAU 5 ORIGINE ET DESTINATION DE CERTAINES MARCHANDISES DECHARGEES, EN CABOTAGE NATIONAL, PAR PORT - JUIL-SEPT, 1981

SELECTED COMMODITY CERTAINE MARCHANDISE	PORT OF ORIGIN PORT D'ORIGINE	PORT OF DESTINATION PORT DE DESTINATION	METRIC TONNES - TONNES METRIQUE	
			TONNES UNLOADED TONNES DECHARGEES	CUMULATIVE CUMULATIF
FUEL OIL MAZOUT		HECATE STRAIT	595	1 258
		JERVIS INLET	370	2 741
		JOHNSTONE ST	2 177	7 658
		KITIMAT	1 795	10 520
		KNIGHT INLET	47	174
		MILBANKE SOUND	353	1 335
		PORTLAND INLET	2 406	4 485
		LOUGHBOROUGH INL		75
		Q. CHAR. ISLES	773	3 556
		Q. CHAR. STRAIT	80	224
		RIVERS INLET	40	93
		MASSET		1 810
		NAMU	672	1 397
		NANAIMO	26 719	137 067
		NEW WESTMINSTER	8 524	22 125
		N. ARM FRASER R.		7
		PORT ALBERNI	5 279	19 066
		PORT HARDY	5 661	11 762
		PORT HARVEY		143
		PORT MELLON	4 674	22 571
		PORT MCNEILL	1 558	8 304
		TOBA INLET	202	716
		POWELL RIVER	6 086	16 975
		PRINCE RUPERT	22 458	65 095
		RUPERT INLET	8 393	25 955
		RAGGED ISLAND	43	165
		WCOAST VAN IS N	2 063	8 130
		WCOAST VAN IS S	3 728	11 307
		SKIDEGATE		163
		SOOKE	188	463
		SQUAMISH	455	2 841
		TAHSIS		413
		TEAKERNE ARM		1 125
		UCLUELET	2 620	6 147
		VANANDA		858
		VICTORIA	35 851	159 646
		WATSON ISLAND		3 044
		ZEBALLOS		948
		STEWART		5 728
		<b>TOTAL - PORT</b>	<b>183 809</b>	<b>765 590</b>
	VICTORIA	Q. CHAR. ISLES	220	220
		TOBA INLET	75	75
		WCOAST VAN IS N		59
		WCOAST VAN IS S	73	301
		SKIDEGATE	207	207
		UCLUELET		20
		VANCOUVER		484
		<b>TOTAL - PORT</b>	<b>575</b>	<b>1 366</b>
	NWT-NES/TNG-NDA	QUEBEC-NORTH/NORD	1 976	1 976
		FROBISHER BAY	926	926
		NWT-NES/TNG-NDA	208	208
		<b>TOTAL - PORT</b>	<b>3 110</b>	<b>3 110</b>
COMMODITY - MARCHANDISE	<b>TOTAL</b>		<b>2 544 214</b>	<b>7 610 270</b>
CEMENT CIMENT	BAY ROBERTS	NFLD-NES/T-N -NDA	9	9
		<b>TOTAL - PORT</b>	<b>9</b>	<b>9</b>
	CORNER BROOK	SEPT ILES	1 578	1 578
		<b>TOTAL - PORT</b>	<b>1 578</b>	<b>1 578</b>
	GOOSE BAY	NFLD-NES/T-N -NDA	32	32
		<b>TOTAL - PORT</b>	<b>32</b>	<b>32</b>
	LEWISPORTE	GOOSE BAY	82	399
		PORT HOPE SIMPSON	1	1
		NFLD-NES/T-N -NDA	129	252
		<b>TOTAL - PORT</b>	<b>212</b>	<b>652</b>
	MARYSTOWN	NFLD-NES/T-N -NDA		11
		<b>TOTAL - PORT</b>		<b>11</b>
	PORT AUX BASQUES	BURIN	41	156
		BURGIO		34
		FORTUNE	129	293
		GRAND BANK		154
		HARBOUR BRETON	41	84
		RAMEA	3	89
		MARYSTOWN	123	430
		ST. LAWRENCE	27	118
		NFLD-NES/T-N -NDA	164	290
		<b>TOTAL - PORT</b>	<b>528</b>	<b>1 648</b>
	NFLD-NES/T-N -NDA	NFLD-NES/T-N -NDA	20	35
		<b>TOTAL - PORT</b>	<b>20</b>	<b>25</b>
	NORTH SYDNEY	PORT AUX BASQUES		62
		<b>TOTAL - PORT</b>		<b>62</b>

TABLE 5 ORIGIN AND DESTINATION OF SELECTED COMMODITIES UNLOADED IN COASTWISE SHIPPING, BY PORT - JUL-SEP, 1981

TABLEAU 5 ORIGINE ET DESTINATION DE CERTAINES MARCHANDISES DECHARGEES, EN CABOTAGE NATIONAL, PAR PORT - JUIL-SEPT, 1981

SELECTED COMMODITY CERTAINE MARCHANDISE	PORT OF ORIGIN PORT D'ORIGINE	PORT OF DESTINATION PORT DE DESTINATION	METRIC TONNES - TONNES METRIQUE		
			TONNES UNLOADED TONNES DECHARGEES	CUMULATIVE CUMULATIF	
CEMENT CIMENT	HAVRE ST. PIERRE	QUEBEC-NES/NDA	24	24	
		TOTAL - PORT	24	24	
	MATANE	QUEBEC-NES/NDA	90	90	
		TOTAL - PORT	90	90	
	MONTREAL	GRINDSTONE	285	1 615	
		SEPT ILES	1 996	2 280	
		QUEBEC-NES/NDA	20	20	
		NWT-NES/TNO-NDA	1 293	1 293	
		TOTAL - PORT	3 594	5 208	
	QUEBEC-NES/NDA	SEPT ILES		21	
		QUEBEC-NES/NDA		55	
		TOTAL - PORT		76	
	BATH	TORONTO	89 021	159 669	
		WHITEFISH RIVER	32 226	70 904	
		TOTAL - PORT	121 247	230 573	
	HAMILTON	THUNDER BAY	34	34	
		TOTAL - PORT	34	34	
	PICTDN	TORONTO	69 419	147 658	
		WINDSOR		5 093	
		TOTAL - PORT	69 419	152 751	
	TORONTO	MONTREAL	544	544	
		TOTAL - PORT	544	544	
	BAMBERTON	NEW WESTMINSTER		500	
		TOTAL - PORT		500	
	BURREARD INLET	FRASER RIVER		4 863	
		TOTAL - PORT		4 863	
	FRASER RIVER	BURREARD INLET	1 801	2 753	
		COURTENAY	1 405	1 405	
		FRASER RIVER	4 760	4 760	
		HOWE SOUND	1 595	9 267	
		VANCOUVER	6 510	17 175	
		VICTORIA	9 029	16 245	
		TOTAL - PORT	25 100	51 605	
		TOTAL		222 431	450 285
COMMODITY - MARCHANDISE	TOTAL		222 431	450 285	
GENERAL CARGO MARCHANDISES DIVERSES	ARGENTIA	BURIN	4	11	
		BURGED	32	220	
		FORTUNE	27	57	
		GRAND BANK	48	159	
		HARBOUR BRETON	27	117	
		RAMEA	315	752	
		MARYSTOWN	10	46	
		PORT AUX BASQUES	48	106	
		ST. ALBANS	16	23	
		ST. LAWRENCE	17	23	
		NFLD-NES/T-N -NDA	60	413	
		TOTAL - PORT	604	1 927	
		BAY ROBERTS	GOOSE BAY		6
			NFLD-NES/T-N -NDA		18
			TOTAL - PORT		24
BURIN	ARGENTIA		1		
	BURGED		2		
	HARBOUR BRETON	1	1		
	PORT AUX BASQUES	1	3		
	NFLD-NES/T-N -NDA	1	3		
	TOTAL - PORT	3	10		
BURGED	ARGENTIA		12		
	FORTUNE	2	3		
	GRAND BANK		2		
	HARBOUR BRETON	5	5		
	RAMEA	11	66		
	MARYSTOWN		1		
	PORT AUX BASQUES	10	64		
	NFLD-NES/T-N -NDA	26	51		
NORTH SYDNEY		1			
TOTAL - PORT	54	205			
CORNER BROOK	NFLD-NES/T-N -NDA		4		
	TOTAL - PORT		4		
HARBORVILLE	ARGENTIA	3	7		
	BURGED	4	30		
	GRAND BANK		1		
	HARBOUR BRETON	3	11		
	RAMEA	26	70		

TABLE 5 ORIGIN AND DESTINATION OF SELECTED COMMODITIES UNLOADED IN COASTWISE SHIPPING, BY PORT - JUL-SEP, 1981

TABLEAU 5 ORIGINE ET DESTINATION DE CERTAINES MARCHANDISES DECHARGEES, EN CABOTAGE NATIONAL, PAR PORT - JUIL-SEPT, 1981

SELECTED COMMODITY CERTAINE MARCHANDISE GENERAL CARGO MARCHANDISES DIVERSES	PORT OF ORIGIN PORT D'ORIGINE	PORT OF DESTINATION PORT DE DESTINATION	METRIC TONNES - TONNES METRIQUE	
			TONNES UNLOADED TONNES DECHARGEES	CUMULATIVE CUMULATIF
		MARYSTOWN		1
		PORT AUX BASQUES	12	22
		NFLD-NES/T-N -NDA	34	67
		TOTAL - PORT	82	209
	GOOSE BAY	LEWISPORTE	403	431
		PORT HOPE SIMPSON	2	2
		NFLD-NES/T-N -NDA	759	770
		TOTAL - PORT	1 164	1 203
	GRAND BANK	ARGENTIA		3
		BURIN		2
		BURGEO		15
		HARBOUR BRETON	3	5
		RAMEA	5	44
		PORT AUX BASQUES	11	25
		ST. ALBANS		1
		NFLD-NES/T-N -NDA	40	63
		TOTAL - PORT	59	158
	HARBOUR BRETON	ARGENTIA		2
		BURIN		1
		BURGEO	1	5
		FORTUNE	6	8
		RAMEA	2	8
		PORT AUX BASQUES		1
		NFLD-NES/T-N -NDA	11	24
		TOTAL - PORT	20	49
	RAMEA	ARGENTIA	6	20
		BURIN		1
		BURGEO	10	38
		FORTUNE		2
		GRAND BANK		2
		HARBOUR BRETON	1	1
		MARYSTOWN		2
		PORT AUX BASQUES	45	191
		NFLD-NES/T-N -NDA	20	34
		TOTAL - PORT	82	256
	LEWISPORTE	GOOSE BAY	692	885
		PORT HOPE SIMPSON	51	60
		NFLD-NES/T-N -NDA	497	631
		TOTAL - PORT	1 240	1 576
	MARYSTOWN	ARGENTIA	1	11
		BURGEO	4	13
		FORTUNE		2
		HARBOUR BRETON		9
		RAMEA	7	20
		PORT AUX BASQUES	1	15
		NFLD-NES/T-N -NDA	27	67
		TOTAL - PORT	40	137
	PORT AUX BASQUES	ARGENTIA	17	75
		BURIN	76	102
		BURGEO	237	748
		FORTUNE	47	356
		GRAND BANK	84	137
		HARBOUR BRETON	18	51
		RAMEA	331	968
		MARYSTOWN	29	133
		ST. ALBANS	5	9
		ST. LAWRENCE	2	4
		NFLD-NES/T-N -NDA	182	509
		NORTH SYDNEY	13	13
		TOTAL - PORT	1 041	3 105
	PORT HOPE SIMPSON	LEWISPORTE		1
		NFLD-NES/T-N -NDA	7	7
		TOTAL - PORT	7	8
	ST. ALBANS	PORT AUX BASQUES	1	1
		TOTAL - PORT	1	1
	ST. JOHNS	PORT HOPE SIMPSON	2	2
		NFLD-NES/T-N -NDA	97	105
		HALIFAX	364	3 950
		TOTAL - PORT	463	4 057
	ST. LAWRENCE	FORTUNE		1
		TOTAL - PORT		1
	NFLD-NES/T-N -NDA	ARGENTIA	48	60
		BURIN		1
		BURGEO	53	63
		FORTUNE	7	18
		GOOSE BAY	231	241
		HARBOUR BRETON	23	31



TABLE 5 ORIGIN AND DESTINATION OF SELECTED COMMODITIES UNLOADED IN COASTWISE SHIPPING, BY PORT - JUL-SEP, 1981

TABLEAU 5 ORIGINE ET DESTINATION DE CERTAINES MARCHANDISES DECHARGEES, EN CABOTAGE NATIONAL, PAR PORT - JUIL-SEPT, 1981

SELECTED COMMODITY CERTAINE MARCHANDISE GENERAL CARGO MARCHANDISES DIVERSES	PORT OF ORIGIN PORT D'ORIGINE	PORT OF DESTINATION PORT DE DESTINATION	METRIC TONNES - TONNES METRIQUE	
			TONNES UNLOADED TONNES DECHARGEES	CUMULATIVE CUMULATIF
		RAMEA	205	215
		LEWISPORTE	52	63
		MARYSTOWN	5	7
		PORT AUX BASQUES	68	99
		PORT HOPE SIMPSON	21	27
		ST. ALBANS	2	2
		ST. JOHNS	35	35
		NFLD-NES/T-N -NDA	819	982
		TOTAL - PORT	1 569	1 844
	HALIFAX	ST. JOHNS	4 168	12 045
		TOTAL - PORT	4 168	12 045
	NORTH SYDNEY	PORT AUX BASQUES	3 167	9 813
		NFLD-NES/T-N -NDA		80
		TOTAL - PORT	3 167	9 893
	BAIE COMEAU	MONTREAL		68
		TOTAL - PORT		68
	BLANC SABLON	HAVRE ST. PIERRE	34	52
		RIMOUSKI	38	64
		ST. AUGUSTIN	9	16
		SEPT ILES	104	190
		QUEBEC-NES/NDA	148	444
		TOTAL - PORT	333	766
	GRINDSTONE	MONTREAL	202	317
		TOTAL - PORT	202	317
	HAVRE ST. PIERRE	BLANC SABLON	50	121
		ST. AUGUSTIN	8	8
		QUEBEC-NES/NDA	183	577
		TOTAL - PORT	241	706
	MATANE	BAIE COMEAU	35	69
		QUEBEC-NES/NDA		5
		TOTAL - PORT	35	74
	MONTREAL	BAIE COMEAU		29
		GRINDSTONE	1 158	2 996
		SEPT ILES	5 422	11 088
		QUEBEC-NORTH/NORD	3 002	3 002
		PROBISHER BAY	1 688	1 688
		NWT-NES/TNO-NDA	3 057	3 057
		TOTAL - PORT	14 327	21 860
	CONTRECOEUR	SEPT ILES		48
		TOTAL - PORT		48
	POINT AU PIC	QUEBEC-NORTH/NORD	64	64
		TOTAL - PORT	64	64
	PORT CARTIER	BLANC SABLON	1	1
		QUEBEC-NES/NDA	6	8
		TOTAL - PORT	7	9
	QUEBEC	QUEBEC-NES/NDA		125
		TOTAL - PORT		125
	RIMOUSKI	BLANC SABLON	552	1 091
		PORT MENIER	544	544
		ST. AUGUSTIN	270	430
		QUEBEC-NES/NDA	2 201	3 959
		TOTAL - PORT	3 567	6 024
	ST. AUGUSTIN	BLANC SABLON	12	12
		RIMOUSKI	2	2
		SEPT ILES	25	25
		QUEBEC-NES/NDA	7	15
		TOTAL - PORT	46	54
	SEPT ILES	BLANC SABLON	405	741
		MONTREAL	54	54
		ST. AUGUSTIN	303	455
		QUEBEC-NES/NDA	1 311	2 826
		TOTAL - PORT	2 073	4 076
	SOREL	SEPT ILES		535
		TOTAL - PORT		535
	VALLEYFIELD	THUNDER BAY	162	162
		TOTAL - PORT	162	162
	QUEBEC-NORTH/NORD	MONTREAL	5	5
		TOTAL - PORT	5	5
	QUEBEC-NES/NDA	BLANC SABLON	60	114
		HAVRE ST. PIERRE	93	128

TABLE 5 ORIGIN AND DESTINATION OF SELECTED COMMODITIES UNLOADED IN COASTWISE SHIPPING, BY PORT - JUL-SEP, 1981

TABLEAU 5 ORIGINE ET DESTINATION DE CERTAINES MARCHANDISES DECHARGEES, EN CABOTAGE NATIONAL, PAR PORT - JUIL-SEPT, 1981

SELECTED COMMODITY CERTAINE MARCHANDISE GENERAL CARGO MARCHANDISES DIVERSES	PORT OF ORIGIN PORT D'ORIGINE	PORT OF DESTINATION PORT DE DESTINATION	METRIC TONNES - TONNES METRIQUE	
			TONNES UNLOADED TONNES DECHARGEES	CUMULATIVE CUMULATIF
		PORT CARTIER		5
		RIMOUSKI	129	256
		ST. AUGUSTIN	6	16
		SEPT ILES	271	615
		QUEBEC-NES/NDA	160	268
		TOTAL - PORT	719	1 402
	HAMILTON	THUNDER BAY	6 454	8 730
		TOTAL - PORT	6 454	8 730
	CHURCHILL	NWT-NES/TNO-NDA	144	144
		TOTAL - PORT	144	144
	BROUGHTON STRAIT	MILBANKE SOUND	1	10
		RIVERS INLET	9	17
		VANCOUVER	2	6
		TOTAL - PORT	12	33
	BUTE INLET	PRINCE RUPERT		1 306
		VANCOUVER	1	57
		TOTAL - PORT	1	1 363
	CHATHAM SOUND	PRINCE RUPERT	45	45
		VANCOUVER	688	688
		TOTAL - PORT	733	733
	E COAST VAN IS	NEW WESTMINSTER		281
		N. ARM FRASER R.	281	281
		PRINCE RUPERT	281	1 483
		VANCOUVER		8
		TOTAL - PORT	562	2 053
	FITZ HUGH SOUND	VANCOUVER	1	8
		TOTAL - PORT	1	8
	FRASER RIVER	KITIMAT	19 958	19 958
		PRINCE RUPERT	14 515	14 515
		TOTAL - PORT	34 473	34 473
	HOWE SOUND	BROUGHTON STRAIT		4
		VANCOUVER	1	8
		TOTAL - PORT	1	12
	JERVIS INLET	VANCOUVER	21	111
		TOTAL - PORT	21	111
	JOHNSTONE ST	VANCOUVER	33	179
		TOTAL - PORT	33	179
	KITIMAT	FRASER RIVER	28 577	28 577
		NEW WESTMINSTER	19 415	46 694
		N. ARM FRASER R.	454	454
		VANCOUVER		3 555
		TOTAL - PORT	48 446	79 280
	KNIGHT INLET	VANCOUVER	20	87
		TOTAL - PORT	20	87
	MILBANKE SOUND	BROUGHTON STRAIT		1
		VANCOUVER	270	583
		TOTAL - PORT	270	584
	PORTLAND INLET	NEW WESTMINSTER	454	454
		TOTAL - PORT	454	454
	Q. CHAR. STRAIT	E COAST VAN IS		16
		VANCOUVER	14	64
		TOTAL - PORT	14	80
	RIVERS INLET	BROUGHTON STRAIT	1	1
		VANCOUVER	20	90
		TOTAL - PORT	21	91
	SEYMOUR INLET	VANCOUVER	12	30
		TOTAL - PORT	12	30
	NEW WESTMINSTER	KITIMAT	18 507	47 457
		PORTLAND INLET	454	454
		PRINCE RUPERT	43 073	100 406
		TOTAL - PORT	62 034	148 317
	N. ARM FRASER R.	PORTLAND INLET		1 633
		TASU	363	2 539
		TOTAL - PORT	363	4 172
	PORT ALBERNI	WCOAST VAN IS S	78	1 317
		TOTAL - PORT	78	1 317
	TOBA INLET	VANCOUVER		3
		TOTAL - PORT		3

TABLE 5 ORIGIN AND DESTINATION OF SELECTED COMMODITIES UNLOADED IN COASTWISE SHIPPING, BY PORT - JUL-SEP, 1981

TABLÉAU 5 ORIGINE ET DESTINATION DE CERTAINES MARCHANDISES DECHARGEES, EN CABOTAGE NATIONAL, PAR PORT - JUIL-SEPT, 1981

SELECTED COMMODITY CERTAINE MARCHANDISE GENERAL CAPGC MARCHANDISES DIVERSES	PORT OF ORIGIN PORT D'ORIGINE	PORT OF DESTINATION PORT DE DESTINATION	METRIC TONNES - TONNES METRIQUE	
			TONNES UNLOADED TONNES DECHARGEES	CUMULATIVE CUMULATIF
	POWELL RIVER	KITIMAT	454	454
		TOTAL - PORT	454	454
	PRINCE RUPERT	CHATHAM SOUND	13	13
		FRASER RIVER	3 629	3 629
		JERVIS INLET		454
		KITIMAT		435
		NEW WESTMINSTER	50 304	104 413
		POWELL RIVER		1 814
		VANCOUVER	281	3 600
		TOTAL - PORT	54 227	114 358
	WCOAST VAN IS S	PORT ALBERNI	2	85
		WCOAST VAN IS S	1	1
		TOTAL - PORT	3	86
	TASU	N. ARM FRASER R.	363	907
		VANCOUVER	363	363
		TOTAL - PORT	726	1 270
	VANCOUVER	BROUGHTON STRAIT	64	215
		BUTE INLET	56	127
		CHATHAM SOUND	231	295
		E COAST VAN IS	19	488
		FITZ HUGH SOUND	86	182
		HOWE SOUND	9	28
		JERVIS INLET	146	921
		JOHNSTONE ST	171	1 037
		KNIGHT INLET	64	312
		MILBANKE SOUND	707	2 153
		Q. CHAR. STRAIT	84	642
		RIVERS INLET	208	751
		SEYMOUR INLET	62	261
		TOBA INLET		37
		PRINCE RUPERT		5 842
		TASU	363	363
		TOTAL - PORT	2 270	13 654
	WHT-NES/TNO-NDA	MONTREAL	39	39
		TOTAL - PORT	39	39
COMMODITY - MARCHANDISE	TOTAL		247 411	485 122






TABLE 6. TONNAGE OF CARGOES HANDLED AT CANADIAN PORTS IN COASTWISE SHIPPING, BY PROVINCE OF LOADING AND UNLOADING - JUL-SEP, 1981

TABLÉAU 6. TONNAGE DES MARCHANDISES MANUTENTIONNÉES DANS LES PORTS CANADIENS AU TITRE DU CABOTAGE, SELON LA PROVINCE DE CHARGEMENT ET DE DÉCHARGEMENT - JUIL-SEPT, 1981

METRIC TONNES - TONNES METRIQUE										
PROV. OF LOADING- PROV. D'EMBARQUEMENT										
UNLOADING PROV	NEWFOUNDLAND	P.E.I.	NOVA SCOTIA	NEW BRUNSWICK	QUEBEC	ONTARIO	MANITOBA	BR.COLUMBIA	NORTHWEST TER.	TOTAL
PROV. DE DEBAR.	TERRE-NEUVE	I.-P.-E.	NOUV.-ECOSSE	N.-BRUNSWICK	QUEBEC	ONTARIO	MANITOBA	C.-BRITANNIQUE	TER. DU N.-O.	TOTAL
NEWFOUNDLAND- TERRE-NEUVE	52 142		292 751	74 302	220 899	71 940				712 034
P.E.I. - I.-P.-E.			155 150	12 529	10 795	6 116				184 590
NOVA SCOTIA- NOUV.-ECOSSE	21 015		81 336	140 477	289 954	84 228				617 010
NEW BRUNSWICK- N.-BRUNSWICK		3 161	155 734	64 837	42 061	15 558				281 351
QUEBEC- QUEBEC	90 952	9 514	426 451	192 813	2 417 545	3 982 634			3 118	7 123 027
ONTARIO- ONTARIO			18 143		1 074 461	3 803 247				4 895 851
MANITOBA- MANITOBA										
BR.COLUMBIA- C.-BRITANNIQUE							3 457 999			3 457 999
NORTHWEST TER. TER. DU N.-O.			9 327		109 757		18 785		1 765	139 634
TOTAL	164 109	12 675	1 138 892	484 958	4 165 472	7 963 723	18 785	3 457 999	4 883	17 411 496



TABLE 7. TONNAGE OF CARGOES HANDLED AT CANADIAN PORTS IN COASTWISE SHIPPING, BY PROVINCE OF LOADING AND UNLOADING - Y.T.D. 1981

TABLEAU 7. TONNAGE DES MARCHANDISES MANUTENTIONNEES DANS LES PORTS CANADIENS AU TITRE DU CABOTAGE, SELON LA PROVINCE DE CHARGEMENT ET DE DECHARGEMENT - CUMULATIF 1981

METRIC TONNES - TONNES METRIQUE										
PROV. OF LOADING- PROV. D'EMBARQUEMENT										
UNLOADING PROV	NEWFOUNDLAND	P.E.I.	NOVA SCOTIA	NEW BRUNSWICK	QUEBEC	ONTARIO	MANITOBA	BR.COLUMBIA	NORTHWEST TER.	TOTAL
PROV. DE DEBAR.	TERRE-NEUVE	I.-P.-E.	NOUV.-ECOSSE	N.-BRUNSWICK	QUEBEC	ONTARIO	MANITOBA	C.-BRITANNIQUE	TER. DU N.-O.	TOTAL
NEWFOUNDLAND- TERRE-NEUVE	159 446		737 153	236 945	574 133	95 829				1 803 506
P.E.I. - I.-P.-E.			308 305	61 057	38 630	6 116				414 108
NOVA SCOTIA- NOUV.-ECOSSE	97 120		263 209	773 785	743 768	170 991		70 395		2 119 268
NEW BRUNSWICK- N.-BRUNSWICK		3 161	622 913	80 428	239 839	33 599				979 940
QUEBEC- QUEBEC	167 600	9 514	888 686	421 731	6 436 625	8 445 854			3 118	16 373 128
ONTARIO- ONTARIO			72 488		2 461 711	8 235 849				10 770 048
MANITOBA- MANITOBA										
BR.COLUMBIA- C.-BRITANNIQUE								17 643 411		17 643 411
NORTHWEST TER. TER. DU N.-O.			9 327		109 757		18 785		1 765	139 634
TOTAL	424 166	12 675	2 902 081	1 573 946	10 604 463	16 988 238	18 785	17 713 806	4 883	50 243 043






TABLE 8. NUMBER AND REGISTERED NET TONNAGE OF VESSELS ARRIVING AT AND DEPARTING FROM CANADIAN PORTS IN COASTWISE SHIPPING, BY PORT AND TYPE OF MOVEMENT - JUL-SEP, 1981

TABLEAU 8. NOMBRE ET JAUGE NETTE ENREGISTREE DES NAVIRES A DESTINATION ET EN PROVENANCE DE PORTS CANADIENS AU TITRE DU CABOTAGE, SELON LE PORT ET LE GENRE DE MOUVEMENT - JUIL-SEPT, 1981

PROVINCE - PORT	(*)	ARRIVED - ARRIVE		DEPARTED - PARTI		TOTAL - TOTAL	
		NUMBER	NET TONNAGE	NUMBER	NET TONNAGE	NUMBER	NET TONNAGE
		NOMBRE	TONNAGE NET	NOMBRE	TONNAGE NET	NOMBRE	TONNAGE NET
<b>NEWFOUNDLAND - TERRE-NEUVE</b>							
ARGENTIA	B	3	1 491	3	13 124	6	14 615
	C	25	21 389	27	10 328	52	31 717
		28	22 880	30	23 452	58	46 332
Y.T.D. - CUMULATIF TOTALS	B	13	6 034	8	19 706	21	25 740
	C	62	40 698	70	28 055	132	68 753
		75	46 732	78	47 761	153	94 493
BAIE VERTE	B	3	984	3	2 816	6	3 800
	C	2	3 800	1	328	3	4 128
		5	4 784	4	3 144	9	7 928
Y.T.D. - CUMULATIF TOTALS	B	3	984	7	16 640	10	17 624
	C	7	19 264	1	328	8	19 592
		10	20 248	8	16 968	18	37 216
BAY ROBERTS	B	5	2 060	6	13 835	11	15 895
	C	9	15 190	8	3 475	17	18 665
		14	17 250	14	17 310	28	34 560
Y.T.D. - CUMULATIF TOTALS	B	10	4 232	7	14 230	17	18 462
	C	11	16 032	13	5 639	24	21 671
		21	20 264	20	19 869	41	40 133
BELL ISLAND	B			1	1 632	1	1 632
	C	1	1 632	1	1 632	2	3 264
		1	1 632	1	1 632	2	3 264
Y.T.D. - CUMULATIF TOTALS	B			2	3 264	2	3 264
	C	3	4 904	3	4 904	6	8 168
		3	4 904	2	3 264	5	8 168
BOWWOOD	B			6	20 239	6	20 239
	C	7	21 879	7	21 879	13	42 118
		7	21 879	6	20 239	13	42 118
Y.T.D. - CUMULATIF TOTALS	B			18	96 714	18	96 714
	C	20	104 592	20	104 592	40	201 306
		20	104 592	18	96 714	38	201 306
BURIN	B	9	2 751	23	9 878	32	12 629
	C	22	10 828	7	2 061	29	12 889
		31	13 579	30	11 939	61	25 518
Y.T.D. - CUMULATIF TOTALS	B	19	6 494	44	18 597	63	25 091
	C	51	26 122	23	9 099	74	35 221
		70	32 616	67	27 696	137	60 312
BURGED	B	5	3 332	20	8 963	25	12 295
	C	52	19 740	36	13 882	88	33 622
		57	23 072	56	22 845	113	45 917
Y.T.D. - CUMULATIF TOTALS	B	66	33 751	119	59 752	185	93 503
	C	193	93 270	135	60 482	328	153 752
		259	127 021	254	120 234	513	247 255
CARMANVILLE	B			1	2 160	1	2 160
	C	1	2 160	1	2 160	2	4 320
		1	2 160	1	2 160	2	4 320
Y.T.D. - CUMULATIF TOTALS	B			1	2 160	1	2 160
	C	1	2 160	1	2 160	2	4 320
		1	2 160	1	2 160	2	4 320
CATALINA	B	1	1	5	6 503	6	6 504
	C	5	8 142	5	8 142	10	14 646
		6	8 143	5	6 503	11	14 646
Y.T.D. - CUMULATIF TOTALS	B	1	1	6	8 135	7	8 136
	C	9	14 694	9	14 694	18	37 530
		10	14 695	6	8 135	16	22 830
CLARENVILLE	B			2	3 264	2	3 264
	C	6	7 937	6	7 937	12	15 882
		6	7 937	2	3 264	8	11 201
Y.T.D. - CUMULATIF TOTALS	B			3	4 896	3	4 896
	C	12	15 882	12	15 882	24	31 764
		12	15 882	3	4 896	15	20 778
DUBNER BROCK	B	3	867	10	27 578	13	28 445
	C	27	91 487	17	55 321	44	146 808
		30	92 354	27	82 899	57	175 253
Y.T.D. - CUMULATIF TOTALS	B	4	1 282	35	127 684	39	128 966
	C	73	270 582	38	133 085	111	403 667
		77	271 864	73	260 769	150	532 633

B = BALLAST, C = CARGO - CARGAISON.

TABLE 8. NUMBER AND REGISTERED NET TONNAGE OF VESSELS ARRIVING AT AND DEPARTING FROM CANADIAN PORTS IN COASTWISE SHIPPING, BY PORT AND TYPE OF MOVEMENT - JUL-SEP, 1981

TABLEAU 8. NOMBRE ET JAUGE NETTE ENREGISTREE DES NAVIRES A DESTINATION ET EN PROVENANCE DE PORTS CANADIENS AU TITRE DU CABOTAGE, SELON LE PORT ET LE GENRE DE MOUVEMENT - JUIL-SEPT, 1981

PROVINCE - PORT	(*)	ARRIVED - ARRIVE		DEPARTED - PARTI		TOTAL - TOTAL	
		NUMBER	NET TONNAGE	NUMBER	NET TONNAGE	NUMBER	NET TONNAGE
		NOMBRE	TONNAGE NET	NOMBRE	TONNAGE NET	NOMBRE	TONNAGE NET
COME-BY-CHANCE	B			1	11 860	1	11 860
	C	1	11 860	1	11 860	1	11 860
		1	11 860			2	23 720
Y.T.D. - CUMULATIF TOTALS	B	1	11 860	1	11 860	1	11 860
	C	1	11 860	1	11 860	1	11 860
						2	23 720
FORTJNE	B	30	14 595	25	10 674	55	25 269
	C	28	11 612	30	12 973	58	24 585
		58	26 207	55	23 647	113	49 854
Y.T.D. - CUMULATIF TOTALS	B	63	30 918	49	22 141	112	53 059
	C	78	38 111	86	39 342	164	77 453
		141	69 029	135	61 483	276	130 512
GOOSE BAY	B	1	480	7	27 791	8	28 271
	C	77	204 733	73	178 894	150	383 627
		78	205 213	80	206 685	158	411 898
Y.T.D. - CUMULATIF TOTALS	B	2	7 039	7	27 791	9	34 830
	C	87	222 803	81	202 155	168	424 958
		89	229 842	88	229 946	177	459 788
GRAND BANK	B	4	2 180	15	5 844	19	8 024
	C	27	10 689	15	5 385	42	16 074
		31	12 869	30	11 229	61	24 098
Y.T.D. - CUMULATIF TOTALS	B	7	4 592	37	18 189	44	22 781
	C	75	35 868	41	15 711	116	51 579
		82	40 460	78	33 900	160	74 360
HARBOUR BRETON	B	19	9 076	40	15 963	59	25 039
	C	39	15 980	18	7 913	57	23 893
		58	25 056	58	23 876	116	48 932
Y.T.D. - CUMULATIF TOTALS	B	131	65 775	188	93 737	319	159 512
	C	119	60 401	60	29 159	179	89 560
		250	126 176	248	122 896	498	249 072
HARBOUR GRACE	B			2	3 264	2	3 264
	C	2	3 264	2	3 264	2	3 264
		2	3 264	2	3 264	4	6 528
Y.T.D. - CUMULATIF TOTALS	B			3	4 896	3	4 896
	C	6	9 816	6	9 816	6	9 816
		6	9 816	3	4 896	9	14 712
RAMEA	B	4	2 528	29	13 558	33	16 086
	C	59	26 696	32	12 386	91	39 082
		63	29 224	61	25 944	124	55 168
Y.T.D. - CUMULATIF TOTALS	B	61	33 326	151	76 151	212	109 477
	C	200	97 242	105	46 217	305	143 459
		261	130 568	256	122 368	517	252 936
HOLYRDDO	B			2	6 328	2	6 328
	C	3	9 702	5	23 458	8	33 160
		3	9 702	7	29 786	10	39 488
Y.T.D. - CUMULATIF TOTALS	B	11	52 633	8	27 966	19	80 599
	C	9	31 340	18	86 133	27	117 473
		20	83 973	26	114 099	46	198 072
LEWISPORTE	B	2	875	9	23 680	11	24 555
	C	57	185 619	49	162 248	106	347 867
		59	186 494	58	185 928	117	372 422
Y.T.D. - CUMULATIF TOTALS	B	5	2 231	17	57 617	22	59 848
	C	75	243 072	61	186 680	136	429 752
		80	245 303	78	244 297	158	489 600
LITTLE BAY	B			1	3 630	1	3 630
	C	1	3 630	1	3 630	1	3 630
		1	3 630	1	3 630	2	7 260
Y.T.D. - CUMULATIF TOTALS	B	1	575	3	7 579	4	8 154
	C	2	7 004	2	7 004	2	7 004
		3	7 579	3	7 579	6	15 158
LONG POND	B			3	8 566	3	8 566
	C	3	8 566	3	8 566	3	8 566
		3	8 566	3	8 566	6	17 132
Y.T.D. - CUMULATIF TOTALS	B	1	1	14	42 477	15	42 478
	C	13	42 476	13	42 476	13	42 476
		14	42 477	14	42 477	28	84 954

B = BALLAST, C = CARGO - CARGAISON.

TABLE 8. NUMBER AND REGISTERED NET TONNAGE OF VESSELS ARRIVING AT AND DEPARTING FROM CANADIAN PORTS IN COASTWISE SHIPPING, BY PORT AND TYPE OF MOVEMENT - JUL-SEP, 1981

TABLEAU 8. NOMBRE ET JAUGE NETTE ENREGISTRÉE DES NAVIRES A DESTINATION ET EN PROVENANCE DE PORTS CANADIENS AU TITRE DU CABOTAGE, SELON LE PORT ET LE GENRE DE MOUVEMENT - JUIL-SEPT, 1981

PROVINCE - PORT	(*)	ARRIVED - ARRIVE		DEPARTED - PARTI		TOTAL - TOTAL	
		NUMBER	NET TONNAGE	NUMBER	NET TONNAGE	NUMBER	NET TONNAGE
		NOMBRE	TONNAGE NET	NOMBRE	TONNAGE NET	NOMBRE	TONNAGE NET
MARYSTOWN	B	24	10 577	26	21 560	50	32 137
	C	36	27 436	35	15 733	71	43 169
		60	38 013	61	37 293	121	75 306
Y.T.O. - CUMULATIF TOTALS	B	58	26 612	48	40 077	106	66 689
	C	89	67 709	96	44 477	185	112 186
		147	94 321	144	84 554	291	178 875
PORT AUX BASQUES	B	1	804	7	46 852	8	47 656
	C	185	789 588	108	550 875	293	1 340 463
		186	790 392	115	597 727	301	1 388 115
Y.T.O. - CUMULATIF TOTALS	B	23	20 299	22	69 835	45	90 134
	C	632	2 516 244	372	1 742 350	1 004	4 258 594
		655	2 536 543	394	1 812 185	1 049	4 348 728
PORT HOPE SIMPSON	B	13	5 923	24	10 577	37	16 500
	C	29	12 502	18	7 848	47	20 350
		42	18 425	42	18 425	84	36 850
Y.T.O. - CUMULATIF TOTALS	B	18	7 951	31	13 439	49	21 390
	C	35	15 020	22	9 532	57	24 552
		53	22 971	53	22 971	106	45 942
LONG HARBOUR	B	2	5 412	4	20 646	6	26 058
	C	4	9 813	2	5 412	6	15 225
		6	15 225	6	26 058	12	41 283
Y.T.O. - CUMULATIF TOTALS	B	4	10 824	4	20 646	8	31 470
	C	4	9 813	4	10 824	8	20 637
		8	20 637	8	31 470	16	52 107
ST. ALBANS	B	6	1 598	6	1 362	12	2 960
	C	20	5 838	20	6 074	40	11 912
		26	7 436	26	7 436	52	14 872
Y.T.O. - CUMULATIF TOTALS	B	26	10 006	28	13 191	54	23 197
	C	36	14 104	34	10 919	70	25 023
		62	24 110	62	24 110	124	48 220
ST. JOHNS	B	9	13 114	18	66 221	27	79 335
	C	92	224 368	83	167 777	175	392 145
		101	237 482	101	233 998	202	471 480
Y.T.O. - CUMULATIF TOTALS	B	21	23 994	70	267 105	91	291 099
	C	270	709 421	235	484 132	505	1 193 553
		291	733 415	305	751 237	596	1 484 652
ST. LAWRENCE	B	13	3 777	26	8 813	39	12 590
	C	14	5 381	1	345	15	5 726
		27	9 158	27	9 158	54	18 316
Y.T.O. - CUMULATIF TOTALS	B	29	10 049	58	22 782	87	32 831
	C	31	13 423	2	690	33	14 113
		60	23 472	60	23 472	120	46 944
STEPHENVILLE	B	2	18 673	5	6 855	7	25 528
	C	7	9 852			7	9 852
		9	28 525	5	6 855	14	35 380
Y.T.O. - CUMULATIF TOTALS	B	6	67 508	8	13 617	14	81 125
	C	11	19 251			11	19 251
		17	86 759	8	13 617	25	100 376
TILT COVE	B	1	2 160			1	2 160
	C			1	2 160	1	2 160
		1	2 160	1	2 160	2	4 320
Y.T.O. - CUMULATIF TOTALS	B	3	6 636			3	6 636
	C			3	6 636	3	6 636
		3	6 636	3	6 636	6	13 272
NFLD-NES/T-N -NDA	B	1 317	585 749	1 928	878 753	3 245	1 464 502
	C	1 232	571 368	606	261 302	1 838	832 670
		2 549	1 157 117	2 534	1 140 055	5 083	2 297 172
Y.T.O. - CUMULATIF TOTALS	B	2 756	1 272 140	3 968	1 848 660	6 724	3 120 800
	C	2 236	1 051 565	994	432 225	3 230	1 483 790
		4 992	2 323 705	4 962	2 280 885	9 954	4 604 590
TOTAL - PROVINCE	B	1 477	689 007	2 258	1 302 789	3 735	1 991 796
	C	2 073	2 352 681	1 192	1 506 178	3 265	3 858 859
		3 550	3 041 688	3 450	2 808 967	7 000	5 850 655
Y.T.O. - CUMULATIF TOTALS	B	3 342	1 705 887	4 965	3 071 534	8 307	4 777 421
	C	4 451	5 824 743	2 494	3 583 870	6 945	9 408 613
		7 793	7 530 630	7 459	6 655 404	15 252	14 186 034

B = BALLAST, C = CARGO - CARGAISON.

TABLE 8. NUMBER AND REGISTERED NET TONNAGE OF VESSELS ARRIVING AT AND DEPARTING FROM CANADIAN PORTS IN COASTWISE SHIPPING, BY PORT AND TYPE OF MOVEMENT - JUL-SEP, 1981

TABLEAU 8. NOMBRE ET JAUGE NETTE ENREGISTRÉE DES NAVIRES À DESTINATION ET EN PROVENANCE DE PORTS CANADIENS AU TITRE DU CABOTAGE, SELON LE PORT ET LE GENRE DE MOUVEMENT - JUIL-SEPT, 1981

PROVINCE - PORT	(*)	ARRIVED - ARRIVE		DEPARTED - PARTI		TOTAL - TOTAL	
		NUMBER	NET TONNAGE	NUMBER	NET TONNAGE	NUMBER	NET TONNAGE
		NOMBRE	TONNAGE NET	NOMBRE	TONNAGE NET	NOMBRE	TONNAGE NET
<b>PR. EDWARD ISLAND - ILE DU PR. EDOUARD</b>							
CHARLOTTETOWN	B	30	4 825	63	96 022	93	100 847
	C	34	93 500	1	1 632	35	95 132
		64	98 325	64	97 654	128	195 979
Y.T.D. - CUMULATIF TOTALS	B	50	5 045	121	232 607	171	237 652
	C	73	230 834	1	1 632	74	232 466
		123	235 879	122	234 239	245	470 118
SOURIS	B	5	3 799	7	8 979	12	12 778
	C	3	8 910	1	3 730	4	12 640
		8	12 709	8	12 709	16	25 418
Y.T.D. - CUMULATIF TOTALS	B	10	3 928	15	14 016	25	17 944
	C	6	13 818	1	3 730	7	17 548
		16	17 746	16	17 746	32	35 492
SUMMERSIDE	B	14	1 060	22	20 818	36	21 878
	C	9	20 727			9	20 727
		23	21 787	22	20 818	45	42 605
Y.T.D. - CUMULATIF TOTALS	B	29	1 225	51	42 438	80	43 663
	C	22	35 153			22	35 153
		51	36 378	51	42 438	102	78 816
P.EI-NBS/PE-NDA	B	14	3 926	22	8 917	36	12 843
	C	9	8 721	1	3 730	10	12 451
		23	12 647	23	12 647	46	25 294
Y.T.D. - CUMULATIF TOTALS	B	17	3 959	27	10 888	44	14 847
	C	11	10 659	1	3 730	12	14 389
		28	14 618	28	14 618	56	29 236
TOTAL - PROVINCE	B	63	13 610	114	134 736	177	148 346
	C	55	131 858	3	9 092	58	140 950
		118	145 468	117	143 828	235	289 296
Y.T.D. - CUMULATIF TOTALS	B	106	14 157	214	299 949	320	314 106
	C	112	290 464	3	9 092	115	299 556
		218	304 621	217	309 041	435	613 662
<b>NOVA SCOTIA - NOUVELLE-ECOSSE</b>							
BRIDGEWATER	B	4	159	8	7 314	12	7 473
	C	4	7 155			4	7 155
		8	7 314	8	7 314	16	14 628
Y.T.D. - CUMULATIF TOTALS	B	6	161	13	11 738	19	11 899
	C	7	11 577			7	11 577
		13	11 738	13	11 738	26	23 476
DIGBY	B	5	193	9	4 661	14	4 854
	C	4	4 468			4	4 468
		9	4 661	9	4 661	18	9 322
Y.T.D. - CUMULATIF TOTALS	B	17	1 010	33	19 716	50	20 726
	C	16	18 706			16	18 706
		33	19 716	33	19 716	66	39 432
HALIFAX	B	72	212 511	32	89 199	104	301 710
	C	36	113 622	91	282 930	127	396 552
		108	326 133	123	372 129	231	698 262
Y.T.D. - CUMULATIF TOTALS	B	190	645 377	94	380 982	284	1 026 359
	C	153	492 299	281	858 416	434	1 350 715
		343	1 137 676	375	1 239 398	718	2 377 074
HALIFAX	B						
	C						
Y.T.D. - CUMULATIF TOTALS	B			1	2 160	1	2 160
	C			1	2 160	1	2 160
LITTLE NARROWS	B	4	48 651			4	48 651
	C			4	48 651	4	48 651
		4	48 651	4	48 651	8	97 302
Y.T.D. - CUMULATIF TOTALS	B	9	100 673			9	100 673
	C			8	98 513	8	98 513
		9	100 673	8	98 513	17	199 186

B = BALLAST, C = CARGO - CARGAISON.

TABLE 8. NUMBER AND REGISTERED NET TONNAGE OF VESSELS ARRIVING AT AND DEPARTING FROM CANADIAN PORTS IN COASTWISE SHIPPING, BY PORT AND TYPE OF MOVEMENT - JUL-SEP, 1981

TABLEAU 8. NOMBRE ET JAUGE NETTE ENREGISTREE DES NAVIRES A DESTINATION ET EN PROVENANCE DE PORTS CANADIENS AU TITRE DU CABOTAGE, SELON LE PORT ET LE GENRE DE MOUVEMENT - JUIL-SEPT, 1981

PROVINCE - PORT	[*]	ARRIVED - ARRIVE		DEPARTED - PARTI		TOTAL - TOTAL	
		NUMBER	NET TONNAGE	NUMBER	NET TONNAGE	NUMBER	NET TONNAGE
		NOMBRE	TONNAGE NET	NOMBRE	TONNAGE NET	NOMBRE	TONNAGE NET
LIVERPOOL	B	1	36	3	5 536	4	5 572
	C	2	5 500			2	5 500
		3	5 536	3	5 536	6	11 072
Y.T.D. - CUMULATIF TOTALS	B	6	258	12	18 877	18	19 135
	C	6	18 619			6	18 619
		12	18 877	12	18 877	24	37 754
MARGARETSVILLE	B	5	384	10	5 969	15	6 353
	C	5	5 585			5	5 585
		10	5 969	10	5 969	20	11 938
Y.T.D. - CUMULATIF TOTALS	B	21	1 356	41	24 744	62	26 100
	C	21	23 457			21	23 457
		42	24 813	41	24 744	83	49 557
MULGRAVE	B	2	2	2	2	4	4
	C						
		2	2	2	2	4	4
Y.T.D. - CUMULATIF TOTALS	B	6	3 394	6	3 394	12	6 788
	C						
		6	3 394	6	3 394	12	6 788
NORTH SYDNEY	B	5	33 360	3	10 614	8	43 974
	C	88	555 406	159	767 688	247	1 323 094
		93	588 766	162	778 302	255	1 367 068
Y.T.D. - CUMULATIF TOTALS	B	5	33 360	8	31 169	13	64 529
	C	276	1 723 933	536	2 455 780	812	4 179 713
		281	1 757 293	544	2 486 949	825	4 244 242
NORTH SYDNEY	B						
	C						
Y.T.D. - CUMULATIF TOTALS	B	4	1 002	10	16 944	14	17 946
	C	5	14 973			5	14 973
		9	15 975	10	16 944	19	32 919
PORT HAWKESBURY	B	11	29 433	17	61 637	28	91 070
	C	20	109 296	12	65 780	32	175 076
		31	138 729	29	127 417	60	266 146
Y.T.D. - CUMULATIF TOTALS	B	25	87 662	42	252 970	67	340 632
	C	53	398 444	35	312 494	88	710 938
		78	486 106	77	565 464	155	1 051 570
PUGWASH	B	30	64 412	1	14	31	64 426
	C			29	64 398	29	64 398
		30	64 412	30	64 412	60	128 824
Y.T.D. - CUMULATIF TOTALS	B	46	107 869	1	14	47	107 883
	C			45	107 855	45	107 855
		46	107 869	46	107 869	92	215 738
SHELburnE	B	3	169	4	1 286	7	1 455
	C	1	1 117			1	1 117
		4	1 286	4	1 286	8	2 572
Y.T.D. - CUMULATIF TOTALS	B	26	3 622	40	35 770	66	39 392
	C	12	16 369			12	16 369
		38	19 991	40	35 770	78	55 761
SYDNEY	B	1	289	18	113 580	19	113 869
	C	22	120 140	1	289	23	120 429
		23	120 429	19	113 869	42	234 298
Y.T.D. - CUMULATIF TOTALS	B	5	32 285	53	296 147	58	328 432
	C	61	338 330	3	3 625	64	341 955
		66	370 615	56	299 772	122	670 387
WEYMOUTH	B	35	16 671	18	198	53	16 869
	C			17	16 473	17	16 473
		35	16 671	35	16 671	70	33 342
Y.T.D. - CUMULATIF TOTALS	B	67	32 351	35	1 343	102	33 694
	C			33	31 977	33	31 977
		67	32 351	68	33 320	135	65 671
YARMOUTH	B	8	377	14	9 953	22	10 330
	C	8	10 777			8	10 777
		16	11 154	14	9 953	30	21 107
Y.T.D. - CUMULATIF TOTALS	B	17	924	33	21 086	50	22 010
	C	17	21 362			17	21 362
		34	22 286	33	21 086	67	43 372

B = BALLAST, C = CARGO - CARGAISON.



TABLE 8. NUMBER AND REGISTERED NET TONNAGE OF VESSELS ARRIVING AT AND DEPARTING FROM CANADIAN PORTS IN COASTWISE SHIPPING, BY PORT AND TYPE OF MOVEMENT - JUL-SEP, 1981

TABLEAU 8. NOMBRE ET JAUGE NETTE ENREGISTRÉE DES NAVIRES À DESTINATION ET EN PROVENANCE DE PORTS CANADIENS AU TITRE DU CABOTAGE, SELON LE PORT ET LE GENRE DE MOUVEMENT - JUIL-SEPT, 1981

PROVINCE - PORT	(*)	ARRIVED - ARRIVE		DEPARTED - PARTI		TOTAL - TOTAL	
		NUMBER	NET TONNAGE	NUMBER	NET TONNAGE	NUMBER	NET TONNAGE
		NOMBRE	TONNAGE NET	NOMBRE	TONNAGE NET	NOMBRE	TONNAGE NET
NS.-NBS/N-B.-NDA	B	50	47 285	27	226	77	47 511
	C			24	50 029	24	50 029
		50	47 285	51	50 255	101	97 540
Y.T.D. - CUMULATIF TOTALS	B	91	71 089	49	501	140	71 590
	C			42	73 474	42	73 474
		91	71 089	91	73 975	182	145 064
TOTAL - PROVINCE	B	236	453 932	166	310 189	402	764 121
	C	190	933 066	337	1 296 238	527	2 229 304
		426	1 386 998	503	1 606 427	929	2 993 425
Y.T.D. - CUMULATIF TOTALS	B	541	1 122 393	470	1 115 395	1 011	2 237 788
	C	627	3 078 069	984	3 944 294	1 611	7 022 363
		1 168	4 200 462	1 454	5 059 689	2 622	9 260 151
<b>NEW BRUNSWICK - NOUVEAU-BRUNSWICK</b>							
BATHURST	B	8	2 950	19	57 613	27	60 563
	C	11	54 663			11	54 663
		19	57 613	19	57 613	38	115 226
Y.T.D. - CUMULATIF TOTALS	B	8	2 950	26	75 002	34	77 952
	C	18	72 052			18	72 052
		26	75 002	26	75 002	52	150 004
BELLEFUNE	B			3	25 588	3	25 588
	C	2	6 951			2	6 951
		2	6 951	3	25 588	5	32 539
Y.T.D. - CUMULATIF TOTALS	B			15	118 103	15	118 103
	C	11	39 100			11	39 100
		11	39 100	15	118 103	26	157 203
CAMPBELLTON	B			1	1 632	1	1 632
	C	1	1 632			1	1 632
		1	1 632	1	1 632	2	3 264
Y.T.D. - CUMULATIF TOTALS	B			1	1 632	1	1 632
	C	1	1 632			1	1 632
		1	1 632	1	1 632	2	3 264
CARAQUET	B	5	7 624	5	3 191	10	10 815
	C	2	3 027	2	7 460	4	10 487
		7	10 651	7	10 651	14	21 302
Y.T.D. - CUMULATIF TOTALS	B	5	7 624	6	4 823	11	12 447
	C	3	4 659	2	7 460	5	12 119
		8	12 283	8	12 283	16	24 566
CHATHAM	B	1	1 671	9	20 093	10	21 764
	C	8	18 422			8	18 422
		9	20 093	9	20 093	18	40 186
Y.T.D. - CUMULATIF TOTALS	B	1	1 671	23	71 458	24	73 129
	C	22	69 787			22	69 787
		23	71 458	23	71 458	46	142 916
DALHOUSIE	B	1	1	1	15 218	2	15 219
	C	2	20 854			2	20 854
		3	20 855	1	15 218	4	36 073
Y.T.D. - CUMULATIF TOTALS	B	1	1	5	27 987	6	27 988
	C	6	33 623			6	33 623
		7	33 624	5	27 987	12	61 611
GRAND MANAN	B	4	157	8	4 625	12	4 782
	C	4	4 468			4	4 468
		8	4 625	8	4 625	16	9 250
Y.T.D. - CUMULATIF TOTALS	B	11	667	22	13 510	33	14 177
	C	11	12 843			11	12 843
		22	13 510	22	13 510	44	27 020
NEWCASTLE	B			13	34 515	13	34 515
	C	12	33 985			12	33 985
		12	33 985	13	34 515	25	68 500
Y.T.D. - CUMULATIF TOTALS	B	1	3 177	20	62 445	21	65 622
	C	18	58 007			18	58 007
		19	61 184	20	62 445	39	123 629
SAINT JOHN	B	61	196 543	41	39 446	102	235 989
	C	14	48 080	47	252 950	61	301 030
		75	244 623	88	292 396	163	537 019
Y.T.D. - CUMULATIF TOTALS	B	236	719 390	140	167 620	376	887 010
	C	49	302 580	165	808 907	214	1 111 487
		285	1 021 970	305	976 527	590	1 998 497

B = BALLAST, C = CARGO - CARGAISON.

TABLE 8. NUMBER AND REGISTERED NET TONNAGE OF VESSELS ARRIVING AT AND DEPARTING FROM CANADIAN PORTS IN COASTWISE SHIPPING, BY PORT AND TYPE OF MOVEMENT - JUL-SEP, 1981

TABLEAU 8. NOMBRE ET JAUGE NETTE ENREGISTRÉE DES NAVIRES À DESTINATION ET EN PROVENANCE DE PORTS CANADIENS AU TITRE DU CABOTAGE, SELON LE PORT ET LE GENRE DE MOUVEMENT - JUIL-SEPT, 1981

PROVINCE - PORT	(*)	ARRIVED - ARRIVE		DEPARTED - PARTI		TOTAL - TOTAL	
		NUMBER	NET TONNAGE	NUMBER	NET TONNAGE	NUMBER	NET TONNAGE
		NOMBRE	TONNAGE NET	NOMBRE	TONNAGE NET	NOMBRE	TONNAGE NET
N.B.-NES/NDA	B	2	3 794	4	3 897	6	7 691
	C	4	4 363	1	3 730	5	8 093
		6	8 157	5	7 627	11	15 784
Y.T.D. - CUMULATIF TOTALS	B	6	7 686	9	9 421	15	17 107
	C	5	5 995	2	7 460	7	13 455
		11	13 681	11	16 881	22	30 562
TOTAL - PROVINCE	B	82	212 740	104	205 818	186	418 558
	C	60	196 445	50	264 140	110	460 585
		142	409 185	154	469 958	296	879 143
Y.T.D. - CUMULATIF TOTALS	B	269	743 166	267	552 001	536	1 295 167
	C	144	600 278	169	823 827	313	1 424 105
		413	1 343 444	436	1 375 828	849	2 719 272
QUEBEC -							
QUEBEC							
BAIE COMEAU	B	21	9 373	101	651 064	122	660 437
	C	94	472 289	46	206 127	140	678 416
		115	481 662	147	857 191	262	1 338 853
Y.T.D. - CUMULATIF TOTALS	B	32	25 496	186	1 337 602	218	1 363 098
	C	234	1 242 184	142	619 815	376	1 861 999
		266	1 267 680	328	1 957 417	594	3 225 097
BECANCOUR	B			1	297	1	297
	C	2	5 036			2	5 036
		2	5 036	1	297	3	5 333
Y.T.D. - CUMULATIF TOTALS	B	2	1 924	4	12 749	6	14 673
	C	4	5 938	1	451	5	6 389
		6	7 862	5	13 200	11	21 062
BLANC SABLON	B			7	3 535	7	3 535
	C	30	12 849	23	9 314	53	22 163
		30	12 849	30	12 849	60	25 698
Y.T.D. - CUMULATIF TOTALS	B			10	7 418	10	7 418
	C	57	26 888	48	20 011	105	46 899
		57	26 888	58	27 429	115	54 317
BLACK CAPE	B			3	9 650	3	9 650
	C	3	9 650			3	9 650
		3	9 650	3	9 650	6	19 300
Y.T.D. - CUMULATIF TOTALS	B			6	19 300	6	19 300
	C	6	19 300			6	19 300
		6	19 300	6	19 300	12	38 600
BLACK CAPE	B						
	C						
Y.T.D. - CUMULATIF TOTALS	B			1	297	1	297
	C	1	297			1	297
		1	297	1	297	2	594
CHANDLER	B			1	4 109	1	4 109
	C	1	4 109			1	4 109
		1	4 109	1	4 109	2	8 218
Y.T.D. - CUMULATIF TOTALS	B			4	15 773	4	15 773
	C	4	15 773			4	15 773
		4	15 773	4	15 773	8	31 546
CHICOUTIMI	B			28	96 779	28	96 779
	C	39	107 900			39	107 900
		39	107 900	28	96 779	67	204 679
Y.T.D. - CUMULATIF TOTALS	B	1	451	59	201 904	60	202 355
	C	72	215 047	1	451	73	215 498
		73	215 498	60	202 355	133	417 853
FORESTVILLE	B	97	261 083	54	9 061	151	270 144
	C	5	6 961	48	258 983	53	265 944
		102	268 044	102	268 044	204	536 088
Y.T.D. - CUMULATIF TOTALS	B	145	391 607	79	11 927	224	403 534
	C	6	8 795	72	388 475	78	397 270
		151	400 402	151	400 402	302	800 804
GASPE	B	15	13 863	16	70 688	31	84 551
	C	12	73 883	10	14 898	22	88 781
		27	87 746	26	85 586	53	173 332
Y.T.D. - CUMULATIF TOTALS	B	24	28 028	35	164 489	59	192 517
	C	28	164 267	16	25 646	44	189 913
		52	192 295	51	190 135	103	382 430

B = BALLAST, C = CARGO - CARGAISON.

TABLE 8. NUMBER AND REGISTERED NET TONNAGE OF VESSELS ARRIVING AT AND DEPARTING FROM CANADIAN PORTS IN COASTWISE SHIPPING, BY PORT AND TYPE OF MOVEMENT - JUL-SEP, 1981

TABLEAU 8. NOMBRE ET JAUGE NETTE ENREGISTRÉE DES NAVIRES A DESTINATION ET EN PROVENANCE DE PORTS CANADIENS AU TITRE DU CABOTAGE, SELON LE PORT ET LE GENRE DE MOUVEMENT - JUIL-SEPT, 1981

PROVINCE - PORT	(*)	ARRIVED - ARRIVE		DEPARTED - PARTI		TOTAL - TOTAL	
		NUMBER	NET TONNAGE	NUMBER	NET TONNAGE	NUMBER	NET TONNAGE
		NOMBRE	TONNAGE NET	NOMBRE	TONNAGE NET	NOMBRE	TONNAGE NET
GRINDSTONE	B	4	205	11	16 444	15	16 649
	C	21	22 975	13	5 096	34	28 071
		25	23 180	24	21 540	49	44 720
Y.T.D. - CUMULATIF TOTALS	B	11	2 505	28	42 630	39	45 135
	C	48	55 887	29	12 482	77	68 369
		59	58 392	57	55 112	116	113 504
HAVRE ST. PIERRE	B	23	339 481	7	23 320	30	362 801
	C	28	30 668	45	347 079	73	377 747
		51	370 149	52	370 399	103	740 548
Y.T.D. - CUMULATIF TOTALS	B	58	678 602	12	37 501	70	716 103
	C	59	55 796	106	708 059	165	763 855
		117	734 398	118	745 560	235	1 479 958
MATANE	B	4	5 296	2	7 956	6	13 252
	C	47	213 786	49	211 126	96	424 912
		51	219 082	51	219 082	102	438 164
Y.T.D. - CUMULATIF TOTALS	B	19	29 094	12	44 052	31	73 146
	C	147	661 542	154	646 584	301	1 308 126
		166	690 636	166	690 636	332	1 381 272
MONT LOUIS	B	8	8 519	7	8 414	15	16 933
	C	4	8 305	5	8 410	9	16 715
		12	16 824	12	16 824	24	33 648
Y.T.D. - CUMULATIF TOTALS	B	9	8 769	10	16 874	19	25 643
	C	6	16 515	5	8 410	11	24 925
		15	25 284	15	25 284	30	50 568
MONTREAL	B	201	496 498	148	955 358	349	1 451 856
	C	179	1 039 312	261	734 304	440	1 773 616
		380	1 535 810	409	1 689 662	789	3 225 472
Y.T.D. - CUMULATIF TOTALS	B	548	1 646 971	347	2 223 451	895	3 870 422
	C	405	2 329 016	658	2 099 583	1 063	4 428 599
		953	3 975 987	1 005	4 323 034	1 958	8 299 021
CONTRECOEUR	B	10	23 485	19	155 628	29	179 113
	C	14	121 081	8	13 223	22	134 304
		24	144 566	27	168 851	51	313 417
Y.T.D. - CUMULATIF TOTALS	B	21	46 352	61	567 741	82	614 093
	C	42	401 289	17	17 958	59	419 247
		63	447 641	78	585 699	141	1 033 340
CONTRECOEUR	B						
	C						
Y.T.D. - CUMULATIF TOTALS	B			3	2 082	3	2 082
	C	3	2 082	3	2 082	6	4 164
		3	2 082	3	2 082	6	4 164
VARENNES	B			1	3 629	1	3 629
	C	2	7 075			2	7 075
		2	7 075	1	3 629	3	10 704
Y.T.D. - CUMULATIF TOTALS	B	10	21 574	2	5 463	12	27 037
	C	2	7 075	9	19 740	11	26 815
		12	28 649	11	25 203	23	53 852
NEW RICHMOND	B	1	1	7	19 749	8	19 750
	C	5	19 747			5	19 747
		6	19 748	7	19 749	13	39 497
Y.T.D. - CUMULATIF TOTALS	B	1	1	16	46 601	17	46 602
	C	14	46 599			14	46 599
		15	46 600	16	46 601	31	93 201
PASPEBIAC	B	2	168	4	2 958	6	3 126
	C	2	2 790			2	2 790
		4	2 958	4	2 958	8	5 916
Y.T.D. - CUMULATIF TOTALS	B	3	169	8	6 252	11	6 421
	C	5	6 083			5	6 083
		8	6 252	8	6 252	16	12 504
POINT AU PIC	B	5	1 615			5	1 615
	C			5	1 615	5	1 615
		5	1 615	5	1 615	10	3 230
Y.T.D. - CUMULATIF TOTALS	B	13	5 557	4	1 434	17	6 991
	C	2	532	11	3 365	13	3 897
		15	6 089	15	4 799	30	10 888

B = BALLAST, C = CARGO - CARGAISON.

TABLE B. NUMBER AND REGISTERED NET TONNAGE OF VESSELS ARRIVING AT AND DEPARTING FROM CANADIAN PORTS IN COASTWISE SHIPPING, BY PORT AND TYPE OF MOVEMENT - JUL-SEPT, 1981

TABLEAU B. NOMBRE ET TONNAGE NETTE ENREGISTRÉE DES NAVIRES À DESTINATION ET EN PROVENANCE DE PORTS CANADIENS AU TITRE DU CABOTAGE, SELON LE PORT ET LE GENRE DE MOUVEMENT - JUIL-SEPT, 1981

PROVINCE - PORT	(*)	ARRIVED - ARRIVE		DEPARTED - PARTI		TOTAL - TOTAL	
		NUMBER	NET TONNAGE	NUMBER	NET TONNAGE	NUMBER	NET TONNAGE
		NOMBRE	TONNAGE NET	NOMBRE	TONNAGE NET	NOMBRE	TONNAGE NET
PORT ALFRED	B	1	1 619	34	111 944	35	113 563
	C	32	72 775			32	72 775
		33	74 394	34	111 944	67	186 338
Y.T.D. - CUMULATIF TOTALS	B	4	7 217	63	209 322	67	216 539
	C	58	143 718			58	143 718
		62	150 935	63	209 322	125	360 257
PORT CARTIER	B	30	314 005	68	701 279	98	1 015 284
	C	49	541 557	10	100 854	59	642 411
		79	855 562	78	802 133	157	1 657 695
Y.T.D. - CUMULATIF TOTALS	B	86	968 682	149	1 484 947	235	2 453 629
	C	93	928 246	35	387 591	128	1 315 837
		179	1 896 928	184	1 872 538	363	3 769 466
PORT MENIER	B	37	13 957	23	3 939	60	17 896
	C	7	3 869	19	12 449	26	16 318
		44	17 826	42	16 388	86	34 214
Y.T.D. - CUMULATIF TOTALS	B	42	15 762	25	5 335	67	21 097
	C	8	5 264	23	14 253	31	19 517
		50	21 026	48	19 588	98	40 614
QUEBEC	B	106	250 846	197	989 521	303	1 240 367
	C	133	917 625	56	165 674	189	1 083 299
		239	1 168 471	253	1 155 195	492	2 323 666
Y.T.D. - CUMULATIF TOTALS	B	222	630 790	415	2 296 456	637	2 927 246
	C	296	2 033 559	134	460 606	430	2 494 165
		518	2 664 349	549	2 757 062	1 067	5 421 411
RIMOUSKI	B	11	4 910	24	90 348	35	95 258
	C	43	99 497	30	14 059	73	113 556
		54	104 407	54	104 407	108	208 814
Y.T.D. - CUMULATIF TOTALS	B	16	10 781	60	226 419	76	237 200
	C	100	241 413	56	29 302	156	270 715
		116	252 194	116	255 721	232	507 915
RIVIERE DU LOUP	B			3	22 079	3	22 079
	C	3	22 079			3	22 079
		3	22 079	3	22 079	6	44 158
Y.T.D. - CUMULATIF TOTALS	B			6	27 995	6	27 995
	C	6	27 995			6	27 995
		6	27 995	6	27 995	12	55 990
SIELENE DES MONTS	B	14	23 548	1	265	15	23 813
	C	1	265	14	23 548	15	23 813
		15	23 813	15	23 813	30	47 626
Y.T.D. - CUMULATIF TOTALS	B	14	23 548	1	265	15	23 813
	C	1	265	14	23 548	15	23 813
		15	23 813	15	23 813	30	47 626
ST. AUGUSTIN	B	1	250	2	1 921	3	2 171
	C	23	11 099	22	9 428	45	20 527
		24	11 349	24	11 349	48	22 698
Y.T.D. - CUMULATIF TOTALS	B	5	1 614	8	6 627	13	8 241
	C	44	23 274	39	17 151	83	40 425
		49	24 888	47	23 778	96	48 666
SEPT ILES	B	109	1 049 968	72	147 780	181	1 197 748
	C	79	97 707	43	176 398	122	274 105
		188	1 147 675	115	324 178	303	1 471 853
Y.T.D. - CUMULATIF TOTALS	B	227	2 129 679	179	374 919	406	2 504 598
	C	184	318 800	82	310 834	266	629 634
		411	2 448 479	261	685 753	672	3 134 232
POINTE NOIRE	B	71	924 454	2	23 330	73	947 784
	C	4	20 084	33	424 232	37	444 316
		75	944 538	35	447 562	110	1 392 100
Y.T.D. - CUMULATIF TOTALS	B	161	2 013 108	11	75 467	172	2 088 575
	C	13	54 568	76	949 161	89	1 003 729
		174	2 067 676	87	1 024 628	261	3 092 304
SOREL	B	46	107 092	72	534 550	118	641 642
	C	40	483 811	1	6 402	41	490 213
		86	590 903	73	540 952	159	1 131 855
Y.T.D. - CUMULATIF TOTALS	B	105	299 308	181	1 246 928	286	1 546 236
	C	100	1 079 383	2	6 699	102	1 086 082
		205	1 378 691	183	1 253 627	388	2 632 318

B = BALLAST, C = CARGO - CARGAISON.

TABLE 8. NUMBER AND REGISTERED NET TONNAGE OF VESSELS ARRIVING AT AND DEPARTING FROM CANADIAN PORTS IN COASTWISE SHIPPING, BY PORT AND TYPE OF MOVEMENT - JUL-SEP, 1981

TABLEAU 8. NOMBRE ET JAUGE NETTE ENREGISTREE DES NAVIRES A DESTINATION ET EN PROVENANCE DE PORTS CANADIENS AU TITRE DU CABOTAGE, SELON LE PORT ET LE GENRE DE MOUVEMENT - JUIL-SEPT, 1981

PROVINCE - PORT	(*)	ARRIVED - ARRIVE		DEPARTED - PARTI		TOTAL - TOTAL	
		NUMBER	NET TONNAGE	NUMBER	NET TONNAGE	NUMBER	NET TONNAGE
		NOMBRE	TONNAGE NET	NOMBRE	TONNAGE NET	NOMBRE	TONNAGE NET
TROIS RIVIERES	B	18	91 711	60	401 243	78	492 954
	C	33	204 760			33	204 760
		51	296 471	60	401 243	111	697 714
Y.T.D. - CUMULATIF TOTALS	B	43	280 065	139	984 082	182	1 264 147
	C	74	445 303			74	445 303
		117	725 368	139	984 082	256	1 709 450
VALLEYFIELD	B	3	213	3	213	6	426
	C	1	3 833	1	3 833	2	7 666
		4	4 046	4	4 046	8	8 092
Y.T.D. - CUMULATIF TOTALS	B	4	3 949	4	3 949	8	7 898
	C	3	11 908	4	14 352	7	26 260
		7	15 857	8	18 301	15	34 158
QUEBEC-NORTH/NORD	B	7	15 092	26	69 063	33	84 155
	C	32	74 442	12	18 730	44	93 172
		39	89 534	38	87 793	77	177 327
Y.T.D. - CUMULATIF TOTALS	B	7	15 092	26	69 063	33	84 155
	C	32	74 442	12	18 730	44	93 172
		39	89 534	38	87 793	77	177 327
QUEBEC-NES/NDA	B	40	18 556	58	29 291	98	47 847
	C	230	94 801	210	90 362	440	185 163
		270	113 357	268	119 653	538	233 010
Y.T.D. - CUMULATIF TOTALS	B	67	27 448	153	90 600	220	118 048
	C	457	207 710	375	161 815	832	369 525
		524	235 158	528	252 415	1 052	487 573
TOTAL - PROVINCE	B	885	3 975 808	1 062	5 165 405	1 947	9 141 213
	C	1 198	4 806 620	964	2 856 144	2 162	7 662 764
		2 083	8 782 428	2 026	8 021 549	4 109	16 803 977
Y.T.D. - CUMULATIF TOTALS	B	1 900	9 314 143	2 307	11 867 914	4 207	21 182 057
	C	2 614	10 876 753	2 121	6 965 072	4 735	17 841 825
		4 514	20 190 896	4 428	18 832 986	8 942	39 023 882
ONTARIO -							
ONTARIO							
AMHERSTBURG	B	4	16 408			4	16 408
	C			4	16 408	4	16 408
		4	16 408	4	16 408	8	32 816
Y.T.D. - CUMULATIF TOTALS	B	28	101 490			28	101 490
	C	1	4 102	31	112 782	32	116 884
		29	105 592	31	112 782	60	218 374
BADGELEY ISLAND	B	5	55 824			5	55 824
	C			9	104 399	9	104 399
		5	55 824	9	104 399	14	160 223
Y.T.D. - CUMULATIF TOTALS	B	8	91 269			8	91 269
	C			13	150 958	13	150 958
		8	91 269	13	150 958	21	242 227
BADGELEY ISLAND	B						
	C						
Y.T.D. - CUMULATIF TOTALS	B	1	84	1	84	2	168
	C						
		1	84	1	84	2	168
BRITT	B			4	14 860	4	14 860
	C	3	13 026			3	13 026
		3	13 026	4	14 860	7	27 886
Y.T.D. - CUMULATIF TOTALS	B			7	25 378	7	25 378
	C	7	25 378			7	25 378
		7	25 378	7	25 378	14	50 756
BATH	B	19	71 269			19	71 269
	C			20	75 020	20	75 020
		19	71 269	20	75 020	39	146 289
Y.T.D. - CUMULATIF TOTALS	B	35	131 285			35	131 285
	C			37	138 787	37	138 787
		35	131 285	37	138 787	72	270 072
BYNG INLET	B			4	8 244	4	8 244
	C	4	8 244			4	8 244
		4	8 244	4	8 244	8	16 488
Y.T.D. - CUMULATIF TOTALS	B			8	16 488	8	16 488
	C	8	16 488			8	16 488
		8	16 488	8	16 488	16	32 976

B = BALLAST, C = CARGO - CARGAISON.



TABLE 8. NUMBER AND REGISTERED NET TONNAGE OF VESSELS ARRIVING AT AND DEPARTING FROM CANADIAN PORTS IN COASTWISE SHIPPING, BY PORT AND TYPE OF MOVEMENT - JUL-SEP, 1981

TABLEAU 8. NOMBRE ET JAUGE NETTE ENREGISTRÉE DES NAVIRES À DESTINATION ET EN PROVENANCE DE PORTS CANADIENS AU TITRE DU CABOTAGE, SELON LE PORT ET LE GENRE DE MOUVEMENT - JUIL-SEPT, 1981

PROVINCE - PORT	(*)	ARRIVED - ARRIVE		DEPARTED - PARTI		TOTAL - TOTAL	
		NUMBER	NET TONNAGE	NUMBER	NET TONNAGE	NUMBER	NET TONNAGE
		NOMBRE	TONNAGE NET	NOMBRE	TONNAGE NET	NOMBRE	TONNAGE NET
CARDINAL	B			4	9 884	4	9 884
	C	1	1 598			1	1 598
		1	1 598	4	9 884	5	11 482
Y.T.D. - CUMULATIF TOTALS	B			8	18 408	8	18 408
	C	2	3 196			2	3 196
		2	3 196	8	18 408	10	21 604
CLARKSON	B	21	78 458	27	246 105	48	324 563
	C	27	246 105	23	87 686	50	333 791
		48	324 563	50	333 791	98	658 354
Y.T.D. - CUMULATIF TOTALS	B	47	181 137	52	481 551	99	662 688
	C	52	471 894	49	193 218	101	665 112
		99	653 031	101	674 769	200	1 327 800
COLBORNE	B	25	227 875			25	227 875
	C			26	236 990	26	236 990
		25	227 875	26	236 990	51	464 865
Y.T.D. - CUMULATIF TOTALS	B	50	455 750			50	455 750
	C			51	464 865	51	464 865
		50	455 750	51	464 865	101	920 615
COLLINGWOOD	B			6	31 347	6	31 347
	C	5	16 977			5	16 977
		5	16 977	6	31 347	11	48 324
Y.T.D. - CUMULATIF TOTALS	B	2	10 004	12	53 901	14	63 905
	C	9	31 354	1	7 267	10	38 621
		11	41 358	13	61 168	24	102 526
CORNWALL	B	1	94	4	9 743	5	9 837
	C	4	13 733			4	13 733
		5	13 827	4	9 743	9	23 570
Y.T.D. - CUMULATIF TOTALS	B	2	128	13	34 342	15	34 470
	C	12	38 298			12	38 298
		14	38 426	13	34 342	27	72 768
CUILER	B			2	19 499	2	19 499
	C	1	3 101			1	3 101
		1	3 101	2	19 499	3	22 600
Y.T.D. - CUMULATIF TOTALS	B			3	22 600	3	22 600
	C	2	6 202			2	6 202
		2	6 202	3	22 600	5	28 802
GODERICH	B	14	171 231	8	31 025	22	202 256
	C	9	36 465	20	248 230	29	284 695
		23	207 696	28	279 255	51	486 951
Y.T.D. - CUMULATIF TOTALS	B	17	203 759	16	68 727	33	272 486
	C	20	84 331	24	278 251	44	362 582
		37	288 090	40	346 978	77	635 068
HAMILTON	B	15	47 036	67	684 566	82	731 602
	C	71	758 610	30	132 449	101	891 059
		86	805 646	97	817 015	183	1 622 661
Y.T.D. - CUMULATIF TOTALS	B	44	91 336	166	1 539 737	210	1 631 073
	C	167	1 806 478	51	208 742	218	2 015 220
		211	1 897 814	217	1 748 479	428	3 646 293
KINGSTON	B	4	18 052	15	64 959	19	83 011
	C	10	48 288	2	17 856	12	66 144
		14	66 340	17	82 815	31	149 155
Y.T.D. - CUMULATIF TOTALS	B	12	31 014	35	108 298	47	139 312
	C	23	89 099	3	30 279	26	119 378
		35	120 113	38	138 577	73	258 690
KINGSVILLE	B	32	384	1	11 114	33	11 498
	C	3	33 342	32	384	35	33 726
		35	33 726	33	11 498	68	45 224
Y.T.D. - CUMULATIF TOTALS	B	44	528	1	11 114	45	11 642
	C	3	33 342	44	528	47	33 870
		47	33 870	45	11 642	92	45 512
LITTLE CURRENT	B			1	4 102	1	4 102
	C	1	4 102			1	4 102
		1	4 102	1	4 102	2	8 204
Y.T.D. - CUMULATIF TOTALS	B			6	16 679	6	16 679
	C	7	20 443			7	20 443
		7	20 443	6	16 679	13	37 122

B = BALLAST, C = CARGO - CARGAISON.

TABLE 8. NUMBER AND REGISTERED NET TONNAGE OF VESSELS ARRIVING AT AND DEPARTING FROM CANADIAN PORTS IN COASTWISE SHIPPING, BY PORT AND TYPE OF MOVEMENT - JUL-SEP, 1981

TABLEAU 8. NOMBRE ET JAUGE NETTE ENREGISTREE DES NAVIRES A DESTINATION ET EN PROVENANCE DE PORTS CANADIENS AU TITRE DU CABOTAGE, SELON LE PORT ET LE GENRE DE MOUVEMENT - JUIL-SEPT, 1981

PROVINCE - PORT	(*)	ARRIVED - ARRIVE		DEPARTED - PARTI		TOTAL - TOTAL	
		NUMBER	NET TONNAGE	NUMBER	NET TONNAGE	NUMBER	NET TONNAGE
		NOMBRE	TONNAGE NET	NOMBRE	TONNAGE NET	NOMBRE	TONNAGE NET
MARATHON	B			5	34 456	5	34 456
	C	3	12 255			3	12 255
		3	12 255	5	34 456	8	46 711
Y.T.D. - CUMULATIF TOTALS	B			12	75 097	12	75 097
	C	9	34 352			9	34 352
		9	34 352	12	75 097	21	109 449
MICHIPICOTEN HARBOUR	B			3	40 805	3	40 805
	C			3	40 805	3	40 805
				3	40 805	3	40 805
Y.T.D. - CUMULATIF TOTALS	B	1	3 446	3	40 805	4	44 251
	C			1	3 446	1	3 446
		1	3 446	4	44 251	5	47 697
MIDLAND	B	1	9 697	24	198 187	25	207 884
	C	23	188 490	2	21 637	25	210 127
		24	198 187	26	219 824	50	418 011
Y.T.D. - CUMULATIF TOTALS	B	1	9 697	36	297 852	37	307 549
	C	34	293 811	2	21 637	36	315 448
		35	303 508	38	319 489	73	622 997
MORRISBURG	B			4	12 858	4	12 858
	C	3	9 954			3	9 954
		3	9 954	4	12 858	7	22 812
Y.T.D. - CUMULATIF TOTALS	B			13	43 550	13	43 550
	C	13	44 002			13	44 002
		13	44 002	13	43 550	26	87 552
NANTICOKE	B	3	11 019	13	210 573	16	221 592
	C	27	421 582	3	11 019	30	432 601
		30	432 601	16	221 592	46	654 193
Y.T.D. - CUMULATIF TOTALS	B	16	51 199	31	496 437	47	547 636
	C	61	972 134	16	51 199	77	1 023 333
		77	1 023 333	47	547 636	124	1 570 969
OAKVILLE	B	4	13 793			4	13 793
	C	4	13 793	4	13 793	4	13 793
		4	13 793	4	13 793	8	27 586
Y.T.D. - CUMULATIF TOTALS	B	6	24 407			6	24 407
	C	3	9 040	9	33 447	12	42 487
		9	33 447	9	33 447	18	66 894
OSHAWA	B	3	5 577	7	29 579	10	35 156
	C			7	29 579	10	35 156
		3	5 577	7	29 579	10	35 156
Y.T.D. - CUMULATIF TOTALS	B	9	11 695	20	55 015	29	66 710
	C	10	29 130	2	6 048	12	35 178
		19	40 825	22	61 063	41	101 888
OWEN SOUND	B	2	21 843	6	40 232	8	62 075
	C	5	25 862	1	7 473	6	33 335
		7	47 705	7	47 705	14	95 410
Y.T.D. - CUMULATIF TOTALS	B	2	21 843	10	59 105	12	80 948
	C	10	47 581	1	7 473	11	55 054
		12	69 424	11	66 578	23	136 002
PARRY SOUND	B			15	78 905	15	78 905
	C	14	71 509			14	71 509
		14	71 509	15	78 905	29	150 414
Y.T.D. - CUMULATIF TOTALS	B			28	128 199	28	128 199
	C	27	119 907	1	3 446	28	123 353
		27	119 907	29	131 645	56	251 552
PELEE ISLAND	B			32	384	32	384
	C	32	384	1	2 607	33	2 991
		32	384	33	2 991	65	3 375
Y.T.D. - CUMULATIF TOTALS	B			44	528	44	528
	C	44	528	1	2 607	45	3 135
		44	528	45	3 135	89	3 663
PICTON	B	17	57 043	1	7 396	18	64 439
	C			15	34 815	15	34 815
		17	57 043	16	42 211	33	99 254
Y.T.D. - CUMULATIF TOTALS	B	39	144 023	1	7 396	40	151 419
	C			33	76 593	33	76 593
		39	144 023	34	83 989	73	228 012

B = BALLAST, C = CARGO - CARGAISON.

TABLE 8. NUMBER AND REGISTERED NET TONNAGE OF VESSELS ARRIVING AT AND DEPARTING FROM CANADIAN PORTS IN COASTWISE SHIPPING, BY PORT AND TYPE OF MOVEMENT - JUL-SEP, 1981

TABLEAU 8. NOMBRE ET JAUGE NETTE ENREGISTRÉE DES NAVIRES À DESTINATION ET EN PROVENANCE DE PORTS CANADIENS AU TITRE DU CABOTAGE, SELON LE PORT ET LE GENRE DE MOUVEMENT - JUIL-SEPT, 1981

PROVINCE - PORT	(*)	ARRIVED - ARRIVE		DEPARTED - PARTI		TOTAL - TOTAL	
		NUMBER	NET TONNAGE	NUMBER	NET TONNAGE	NUMBER	NET TONNAGE
		NOMBRE	TONNAGE NET	NOMBRE	TONNAGE NET	NOMBRE	TONNAGE NET
PORT COLBORNE	B	46	240 838	17	77 166	63	318 004
	C	9	47 238	6	36 691	15	83 929
		55	288 076	23	113 857	78	401 933
Y.T.D. - CUMULATIF TOTALS	B	92	499 757	41	209 872	133	709 629
	C	21	135 163	11	75 341	32	210 504
		113	634 920	52	285 213	165	920 133
PORT LAMPTON	B			3	49 860	3	49 860
	C						
				3	49 860	3	49 860
Y.T.D. - CUMULATIF TOTALS	B	1	6 438	7	113 801	8	120 239
	C	1	6 438	2	12 876	3	19 314
		2	12 876	9	126 677	11	139 553
PORT MATTLAND	B			1	8	1	8
	C						
				1	8	1	8
Y.T.D. - CUMULATIF TOTALS	B	5	68	4	54	9	122
	C						
		5	68	4	54	9	122
PORT MCNICOLL	B	3	32 552	8	65 015	11	97 567
	C	8	47 225	3	32 552	11	79 777
		11	79 777	11	97 567	22	177 344
Y.T.D. - CUMULATIF TOTALS	B	4	40 668	11	102 160	15	142 828
	C	12	100 424	3	32 552	15	132 976
		16	141 092	14	134 712	30	275 804
PORT STANLEY	B	5	21 781			5	21 781
	C	2	27 141	6	23 612	8	50 753
		7	48 922	6	23 612	13	72 534
Y.T.D. - CUMULATIF TOTALS	B	10	38 211	3	23 602	13	61 813
	C	8	89 319	11	43 019	19	132 338
		18	127 530	14	66 621	32	194 151
PRESCOTT	B	5	57 878	18	99 157	23	157 035
	C	12	71 541	5	66 759	17	138 300
		17	129 419	23	165 916	40	295 335
Y.T.O. - CUMULATIF TOTALS	B	5	57 878	24	157 915	29	215 793
	C	14	86 475	5	66 759	19	153 234
		19	144 353	29	224 674	48	369 027
ST. CATHARINES	B	8	82 708	11	73 787	19	156 495
	C	5	19 587	1	4 109	6	23 696
		13	102 295	12	77 896	25	180 191
Y.T.D. - CUMULATIF TOTALS	B	19	168 038	24	165 842	43	333 880
	C	9	33 134	1	4 109	10	37 243
		28	201 172	25	169 951	53	371 123
SARNIA	B	112	441 380	21	216 989	133	658 369
	C	15	98 418	125	516 224	140	614 642
		127	539 798	146	733 213	273	1 273 011
Y.T.D. - CUMULATIF TOTALS	B	249	901 433	60	701 302	309	1 602 735
	C	37	255 702	285	1 048 182	322	1 303 884
		286	1 157 135	345	1 749 484	631	2 906 619
SAULT STE. MARIE	B	17	62 102	51	373 925	68	436 027
	C	32	95 513	28	82 733	60	178 246
		49	157 615	79	456 658	128	614 273
Y.T.D. - CUMULATIF TOTALS	B	31	104 628	115	854 814	146	959 442
	C	75	243 952	47	142 518	122	386 470
		106	348 580	162	997 332	268	1 345 912
SAULT STE. MARIE	B						
	C						
Y.T.D. - CUMULATIF TOTALS	B			1	11 860	1	11 860
	C	2	22 947	1	11 087	3	34 034
		2	22 947	2	22 947	4	45 894
SAULT STE. MARIE	B						
	C						
Y.T.D. - CUMULATIF TOTALS	B	1	5 561	1	12 602	2	18 163
	C						
		1	5 561	1	12 602	2	18 163

B = BALLAST, C = CARGO - CARGAISON.

TABLE 8. NUMBER AND REGISTERED NET TONNAGE OF VESSELS ARRIVING AT AND DEPARTING FROM CANADIAN PORTS IN COASTWISE SHIPPING, BY PORT AND TYPE OF MOVEMENT - JUL-SEP, 1981

TABLÉAU 8. NOMBRE ET JAUGE NETTE ENREGISTRÉE DES NAVIRES À DESTINATION ET EN PROVENANCE DE PORTS CANADIENS AU TITRE DU CABOTAGE, SELON LE PORT ET LE GENRE DE MOUVEMENT - JUIL-SEPT, 1981

PROVINCE - PORT	(*)	ARRIVED - ARRIVE		DEPARTED - PARTI		TOTAL - TOTAL	
		NUMBER	NET TONNAGE	NUMBER	NET TONNAGE	NUMBER	NET TONNAGE
		NOMBRE	TONNAGE NET	NOMBRE	TONNAGE NET	NOMBRE	TONNAGE NET
THOROLD	B			5	31 096	5	31 096
	C	3	17 531			3	17 531
		3	17 531	5	31 096	8	48 627
Y.T.D. - CUMULATIF TOTALS	B	1	27	10	60 959	11	60 986
	C	8	48 008			8	48 008
		9	48 035	10	60 959	19	108 994
THUNDER BAY	B	197	2 087 155	30	103 895	227	2 191 050
	C	55	222 894	254	2 510 757	309	2 733 651
		252	2 310 049	284	2 614 652	536	4 924 701
Y.T.D. - CUMULATIF TOTALS	B	445	4 838 480	56	201 719	501	5 040 199
	C	96	379 526	571	5 931 605	667	6 311 131
		541	5 218 006	627	6 133 324	1 168	11 351 330
TORONTO	B	29	74 125	65	215 054	94	289 179
	C	49	162 902	10	26 252	59	189 154
		78	237 027	75	241 306	153	478 333
Y.T.D. - CUMULATIF TOTALS	B	65	142 785	159	562 995	224	705 780
	C	109	379 294	26	71 317	135	450 611
		174	522 079	185	634 312	359	1 156 391
WALLACEBURG	B	6	14 645	2	17 136	8	31 781
	C			5	12 038	5	12 038
		6	14 645	7	29 174	13	43 819
Y.T.D. - CUMULATIF TOTALS	B	7	16 243	2	17 136	9	33 379
	C			6	13 636	6	13 636
		7	16 243	8	30 772	15	47 015
WALLACEBURG	B						
	C						
Y.T.D. - CUMULATIF TOTALS	B	1	32	2	46	3	78
	C						
		1	32	2	46	3	78
WHITEFISH RIVER	B			6	22 506	6	22 506
	C	5	18 755			5	18 755
		5	18 755	6	22 506	11	41 261
Y.T.D. - CUMULATIF TOTALS	B			11	41 261	11	41 261
	C	11	41 261			11	41 261
		11	41 261	11	41 261	22	82 522
WINOSOR	B	36	218 030	21	109 479	57	327 509
	C	50	210 071	39	225 882	89	435 953
		86	428 101	60	335 361	146	763 462
Y.T.D. - CUMULATIF TOTALS	B	67	460 417	69	309 658	136	770 075
	C	107	384 447	65	421 949	172	806 396
		174	844 864	134	731 607	308	1 576 471
ONTARIO-NES/NOA	B	6	53 769	2	13 090	8	66 859
	C	1	13 071	8	79 715	9	92 786
		7	66 840	10	92 805	17	159 645
Y.T.D. - CUMULATIF TOTALS	B	21	126 252	9	13 306	30	139 558
	C	1	13 071	13	132 433	14	145 504
		22	139 323	22	145 739	44	285 062
TOTAL - PROVINCE	B	640	4 192 566	514	3 256 986	1 154	7 449 552
	C	492	2 965 514	682	4 628 090	1 174	7 593 604
		1 132	7 158 080	1 196	7 885 076	2 328	15 043 156
Y.T.D. - CUMULATIF TOTALS	B	1 388	8 971 010	1 135	7 162 195	2 523	16 133 205
	C	1 035	6 400 251	1 417	9 798 956	2 452	16 199 207
		2 423	15 371 261	2 552	16 961 151	4 975	32 332 412
MANITOBA - MANITOBA							
CHURCHILL	B	27	28 983	10	1 866	37	30 849
	C			17	27 117	17	27 117
		27	28 983	27	28 983	54	57 966
Y.T.D. - CUMULATIF TOTALS	B	27	28 983	10	1 866	37	30 849
	C			17	27 117	17	27 117
		27	28 983	27	28 983	54	57 966
TOTAL - PROVINCE	B	27	28 983	10	1 866	37	30 849
	C			17	27 117	17	27 117
		27	28 983	27	28 983	54	57 966
Y.T.D. - CUMULATIF TOTALS	B	27	28 983	10	1 866	37	30 849
	C			17	27 117	17	27 117
		27	28 983	27	28 983	54	57 966

B = BALLAST, C = CARGO - CARGAISON.

TABLE 8. NUMBER AND REGISTERED NET TONNAGE OF VESSELS ARRIVING AT AND DEPARTING FROM CANADIAN PORTS IN COASTWISE SHIPPING, BY PORT AND TYPE OF MOVEMENT - JUL-SEP, 1981

TABLEAU 8. NOMBRE ET JAUGE NETTE ENREGISTRÉE DES NAVIRES À DESTINATION ET EN PROVENANCE DE PORTS CANADIENS AU TITRE DU CABOTAGE, SELON LE PORT ET LE GENRE DE MOUVEMENT - JUIL-SEPT, 1981

PROVINCE - PORT	(*)	ARRIVED - ARRIVE		DEPARTED - PARTI		TOTAL - TOTAL	
		NUMBER	NET TONNAGE	NUMBER	NET TONNAGE	NUMBER	NET TONNAGE
		NOMBRE	TONNAGE NET	NOMBRE	TONNAGE NET	NOMBRE	TONNAGE NET
<b>BRITISH COLUMBIA - COLOMBIE-BRITANNIQUE</b>							
ALERT BAY	B			7	6 468	7	6 468
	C	11	13 856			11	13 856
		11	13 856	7	6 468	18	20 324
Y.T.D. - CUMULATIF TOTALS	B			13	9 768	13	9 768
	C	23	28 802			23	28 802
		23	28 802	13	9 768	36	38 570
BROUGHTON STRAIT	B			3	2 805	3	2 805
	C	17	6 823	14	3 458	31	10 281
		17	6 823	17	6 263	34	13 086
Y.T.D. - CUMULATIF TOTALS	B			10	5 780	10	5 780
	C	59	21 682	37	7 703	96	29 385
		59	21 682	47	13 483	106	35 165
BROUGHTON STRAIT	B						
	C						
Y.T.D. - CUMULATIF TOTALS	B			1	349	1	349
	C			1	349	1	349
BEAVER COVE	B			2	154	2	154
	C	2	154	12	26 120	14	26 274
		2	154	14	26 274	16	26 428
Y.T.D. - CUMULATIF TOTALS	B			12	924	12	924
	C	13	1 001	64	67 338	77	68 339
		13	1 001	76	68 262	89	69 263
BURREARD INLET	B			1	425	1	425
	C	12	18 803	37	29 322	49	48 125
		12	18 803	38	29 747	50	48 550
Y.T.D. - CUMULATIF TOTALS	B			3	579	3	579
	C	39	103 148	242	180 152	281	283 300
		39	103 148	245	180 731	284	283 879
BURREARD INLET	B						
	C						
Y.T.D. - CUMULATIF TOTALS	B			2	8 822	2	8 822
	C			2	8 822	2	8 822
BELLA COOLA	B			1	5 881	5	12 917
	C	4	7 036	1	5 881	5	12 917
		4	7 036	1	5 881	5	12 917
Y.T.D. - CUMULATIF TOTALS	B			5	29 405	13	43 829
	C	8	14 424	5	29 405	13	43 829
		8	14 424	5	29 405	13	43 829
BLIND BAY	B						
	C	1	2 390			1	2 390
		1	2 390			1	2 390
Y.T.D. - CUMULATIF TOTALS	B			6	657	15	6 111
	C	9	5 454	6	657	15	6 111
		9	5 454	6	657	15	6 111
BLUBBER BAY	B			3	1 032	3	1 032
	C	4	1 376	3	2 799	7	4 175
		4	1 376	6	3 831	10	5 207
Y.T.D. - CUMULATIF TOTALS	B			11	3 865	11	3 865
	C	12	4 209	15	14 906	27	19 115
		12	4 209	26	18 771	38	22 980
BRITANNIA BEACH	B			3	1 131	5	1 285
	C	66	47 680	2	154	68	47 834
		68	47 834	5	1 285	73	49 119
Y.T.D. - CUMULATIF TOTALS	B			14	5 278	24	6 048
	C	377	300 955	16	7 744	393	308 699
		387	301 725	30	13 022	417	314 747
CAMPBELL RIVER	B			5	8 245	5	8 245
	C	130	131 789	20	29 984	150	161 773
		130	131 789	25	38 229	155	170 018
Y.T.D. - CUMULATIF TOTALS	B			15	20 117	18	20 348
	C	648	615 737	47	59 542	695	675 279
		651	615 968	62	79 659	713	695 627

B = BALLAST, C = CARGO - CARGAISON.



TABLE B. NUMBER AND REGISTERED NET TONNAGE OF VESSELS ARRIVING AT AND DEPARTING FROM CANADIAN PORTS IN COASTWISE SHIPPING, BY PORT AND TYPE OF MOVEMENT - JUL-SEP, 1981

TABLEAU B. NOMBRE ET JAUGE NETTE ENREGISTRÉE DES NAVIRES A DESTINATION ET EN PROVENANCE DE PORTS CANADIENS AU TITRE DU CABOTAGE, SELON LE PORT ET LE GENRE DE MOUVEMENT - JUIL-SEPT, 1981

PROVINCE - PORT	(*)	ARRIVED - ARRIVE		DEPARTED - PARTI		TOTAL - TOTAL	
		NUMBER	NET TONNAGE	NUMBER	NET TONNAGE	NUMBER	NET TONNAGE
		NOMBRE	TONNAGE NET	NOMBRE	TONNAGE NET	NOMBRE	TONNAGE NET
CENTRE BAY	B						
	C	1	13	1	5	2	18
		1	13	1	5	2	18
Y.T.D. - CUMULATIF TOTALS	B						
	C	32	666	35	23 458	67	24 124
		32	666	35	23 458	67	24 124
CHEMAINUS	B	3	5 865			3	5 865
	C	2	5 343	8	7 121	10	12 464
		5	11 208	8	7 121	13	18 329
Y.T.D. - CUMULATIF TOTALS	B	3	5 865	2	3 910	5	9 775
	C	7	10 177	33	15 704	40	25 881
		10	16 042	35	19 614	45	35 656
BUTE INLET	B			11	3 292	11	3 292
	C	20	4 782	3	193	23	4 975
		20	4 782	14	3 485	34	8 267
Y.T.D. - CUMULATIF TOTALS	B			22	7 289	22	7 289
	C	48	11 036	19	6 064	67	17 100
		48	11 036	41	13 353	89	24 389
CHATHAM SOUND	B			8	3 319	8	3 319
	C	23	11 935	15	8 399	38	20 334
		23	11 935	23	11 718	46	23 653
Y.T.D. - CUMULATIF TOTALS	B			15	5 946	15	5 946
	C	41	27 701	18	20 123	59	47 824
		41	27 701	33	26 069	74	53 770
E COAST VAN ISL	B	5	1 720	52	26 685	57	28 405
	C	88	89 177	71	90 654	159	179 831
		93	90 897	123	117 339	216	208 236
Y.T.D. - CUMULATIF TOTALS	B	19	6 536	154	72 843	173	79 379
	C	330	356 762	402	367 660	732	724 422
		349	363 298	556	440 503	905	803 801
COURTENAY	B						
	C	10	13 215			10	13 215
		10	13 215			10	13 215
Y.T.D. - CUMULATIF TOTALS	B			11	13 855	11	13 855
	C	29	36 999			29	36 999
		29	36 999	11	13 855	40	50 854
COWICHAN BAY	B						
	C	1	16	2	1 991	3	2 007
		1	16	2	1 991	3	2 007
Y.T.D. - CUMULATIF TOTALS	B			7	4 918	18	9 781
	C	11	4 863	7	4 918	18	9 781
		11	4 863	7	4 918	18	9 781
CROFTON	B						
	C	68	52 764	8	6 073	76	58 837
		68	52 764	8	6 073	76	58 837
Y.T.D. - CUMULATIF TOTALS	B			37	31 517	514	409 999
	C	477	378 482	37	31 517	514	409 999
		477	378 482	37	31 517	514	409 999
ESQUIMALT	B			1	1 955	1	1 955
	C	7	17 278			7	17 278
		7	17 278	1	1 955	8	19 233
Y.T.D. - CUMULATIF TOTALS	B			5	9 775	5	9 775
	C	37	90 512	1	1 298	38	91 810
		37	90 512	6	11 073	43	101 585
FITZ HUGH SOUND	B			7	2 975	7	2 975
	C	15	7 113	4	6 633	19	13 746
		15	7 113	11	9 608	26	16 721
Y.T.D. - CUMULATIF TOTALS	B			18	7 650	18	7 650
	C	44	23 466	13	8 467	57	31 933
		44	23 466	31	16 117	75	39 583
FRASER RIVER	B						
	C	1	77	8	2 466	9	2 543
		52	113 166	125	125 637	177	238 803
		53	113 243	133	128 103	186	241 346
Y.T.D. - CUMULATIF TOTALS	B	2	154	21	5 317	23	5 471
	C	122	247 350	552	443 940	674	691 290
		124	247 504	573	449 257	697	696 761

B = BALLAST, C = CARGO - CARGAISON.

TABLE B. NUMBER AND REGISTERED NET TONNAGE OF VESSELS ARRIVING AT AND DEPARTING FROM CANADIAN PORTS IN COASTWISE SHIPPING, BY PORT AND TYPE OF MOVEMENT - JUL-SEP, 1981

TABLEAU B. NOMBRE ET JAUGE NETTE ENREGISTRÉE DES NAVIRES A DESTINATION ET EN PROVENANCE DE PORTS CANADIENS AU TITRE DU CABOTAGE, SELON LE PORT ET LE GENRE DE MOUVEMENT - JUIL-SEPT, 1981

PROVINCE - PORT	(*)	ARRIVED - ARRIVE		DEPARTED - PARTI		TOTAL - TOTAL	
		NUMBER	NET TONNAGE	NUMBER	NET TONNAGE	NUMBER	NET TONNAGE
		NOMBRE	TONNAGE NET	NOMBRE	TONNAGE NET	NOMBRE	TONNAGE NET
GOLD RIVER	B						
	C	8	8 511	2	11 544	10	20 055
Y.T.D. - CUMULATIF TOTALS	B						
	C	111	104 215	13	69 861	124	174 076
GOWLAND HARBOUR	B						
	C			1	16	1	16
Y.T.D. - CUMULATIF TOTALS	B						
	C	3	231	6	87	9	318
HOWE SOUND	B						
	C	84	153 330	100	32 025	184	185 355
Y.T.D. - CUMULATIF TOTALS	B						
	C	333	780 419	291	153 737	624	934 156
HECATE STRAIT	B						
	C	11	6 177	13	17 848	24	24 025
Y.T.D. - CUMULATIF TOTALS	B						
	C	27	14 317	38	72 705	65	87 022
JERVIS INLET	B						
	C	41	101 580	99	111 655	140	213 235
Y.T.D. - CUMULATIF TOTALS	B						
	C	181	422 973	320	452 398	501	875 371
JONESTON STR	B						
	C	41	21 076	53	36 882	94	57 958
Y.T.D. - CUMULATIF TOTALS	B						
	C	130	60 089	182	160 371	312	220 460
KITIMAT	B						
	C	28	58 735	30	75 060	58	133 795
Y.T.D. - CUMULATIF TOTALS	B						
	C	80	173 203	74	176 187	154	349 390
KNIGHT INLET	B						
	C	14	2 782	13	2 265	27	5 047
Y.T.D. - CUMULATIF TOTALS	B						
	C	42	7 264	52	7 663	94	14 927
LADYSMITH	B						
	C	4	1 376	9	14 651	13	16 027
Y.T.D. - CUMULATIF TOTALS	B						
	C	20	9 324	49	84 711	69	94 035
MILBANKE SOUND	B						
	C	23	10 696	36	14 427	59	25 123
Y.T.D. - CUMULATIF TOTALS	B						
	C	65	36 042	81	61 195	146	97 237
PORTLAND INLET	B						
	C	7	8 447	6	7 691	13	16 138
Y.T.D. - CUMULATIF TOTALS	B						
	C	13	16 556	11	25 080	24	41 636

B = BALLAST, C = CARGO - CARGAISON.

TABLE 8. NUMBER AND REGISTERED NET TONNAGE OF VESSELS ARRIVING AT AND DEPARTING FROM CANADIAN PORTS IN COASTWISE SHIPPING, BY PORT AND TYPE OF MOVEMENT - JUL-SEP, 1981

TABLEAU 8. NOMBRE ET JAUGE NETTE ENREGISTREE DES NAVIRES A DESTINATION ET EN PROVENANCE DE PORTS CANADIENS AU TITRE DU CABOTAGE, SELON LE PORT ET LE GENRE DE MOUVEMENT - JUIL-SEPT, 1981

PROVINCE - PORT	[*] I	ARRIVED - ARRIVE		DEPARTED - PARTI		TOTAL - TOTAL	
		NUMBER NOMBRE	NET TONNAGE TONNAGE NET	NUMBER NOMBRE	NET TONNAGE TONNAGE NET	NUMBER NOMBRE	NET TONNAGE TONNAGE NET
LOUGHBOROUGH INL	B			1	77	1	77
	C	1	77	1	77	1	77
		1	77	1	77	2	154
Y.T.D. - CUMULATIF TOTALS	B			3	701	3	701
	C	3	701	1	31	4	732
		3	701	4	732	7	1 433
Q. CHAR. ISLES	B		1 032	8	3 238	11	4 270
	C	14	10 503	40	177 148	54	187 651
		17	11 535	48	180 386	65	191 921
Y.T.D. - CUMULATIF TOTALS	B		2 064	30	11 778	36	13 842
	C	44	33 538	117	585 269	161	618 807
		50	35 602	147	597 047	197	632 649
Q. CHAR. STRAIT	B			3	1 049	3	1 049
	C	13	2 654	7	1 065	20	3 719
		13	2 654	10	2 114	23	4 768
Y.T.D. - CUMULATIF TOTALS	B			11	3 600	11	3 600
	C	46	8 963	36	4 642	82	13 625
		46	8 963	47	8 262	93	17 225
RIVERS INLET	B			8	3 319	8	3 319
	C	17	5 902	11	25 491	28	31 393
		17	5 902	19	28 810	36	34 712
Y.T.D. - CUMULATIF TOTALS	B			19	7 508	19	7 508
	C	50	15 335	57	156 283	107	171 618
		50	15 335	76	163 791	126	179 126
RIVERS INLET	B						
	C						
Y.T.D. - CUMULATIF TOTALS	B			1	1 740	1	1 740
	C	4	8 127	1	3 780	5	11 907
		4	8 127	2	5 520	6	13 647
MENZIES BAY	B			2	154	2	154
	C	2	154	2	154	2	154
		2	154	2	154	4	308
Y.T.D. - CUMULATIF TOTALS	B			8	1 498	8	1 498
	C	8	1 498	4	88	12	1 586
		8	1 498	12	1 586	20	3 084
SEYMOUR INLET	B						
	C	5	1 435	5	1 435	10	2 870
		5	1 435	5	1 435	10	2 870
Y.T.D. - CUMULATIF TOTALS	B			2	769	2	769
	C	21	5 366	32	51 673	53	57 039
		21	5 366	34	52 442	55	57 808
NAMU	B			6	7 140	6	7 140
	C	6	7 140	6	7 140	6	7 140
		6	7 140	6	7 140	12	14 280
Y.T.D. - CUMULATIF TOTALS	B			9	8 415	9	8 415
	C	9	8 415	9	8 415	9	8 415
		9	8 415	9	8 415	18	16 830
NANAIMO	B			32	47 579	32	47 579
	C	116	132 868	14	19 219	130	152 087
		116	132 868	46	66 798	162	199 666
Y.T.D. - CUMULATIF TOTALS	B		77	86	115 073	87	115 150
	C	615	625 529	52	78 810	667	704 339
		616	625 606	138	193 883	754	819 489
NEW WESTMINSTER	B		344	6	4 485	7	4 829
	C	98	218 167	83	122 511	181	340 678
		99	218 511	89	126 996	188	345 507
Y.T.D. - CUMULATIF TOTALS	B		765	19	18 656	22	19 421
	C	388	831 263	426	516 662	814	1 347 925
		391	832 028	445	535 318	836	1 367 346
N. ARM FRASER R.	B			2	154	2	154
	C	98	23 419	180	118 331	278	141 750
		98	23 419	182	118 485	280	141 904
Y.T.D. - CUMULATIF TOTALS	B			11	1 552	11	1 552
	C	353	86 213	1 050	673 415	1 403	759 628
		353	86 213	1 061	674 967	1 414	761 180

B = BALLAST, C = CARGO - CARGAISON.

TABLE 4. NUMBER AND REGISTERED NET TONNAGE OF VESSELS ARRIVING AT AND DEPARTING FROM CANADIAN PORTS IN COASTWISE SHIPPING, BY PORT AND TYPE OF MOVEMENT - JUL-SEP, 1981

TABLEAU 4. NOMBRE ET JAUGE NETTE ENREGISTREE DES NAVIRES A DESTINATION ET EN PROVENANCE DE PORTS CANADIENS AU TITRE DU CABOTAGE, SELON LE PORT ET LE GENRE DE MOUVEMENT - JUIL-SEPT, 1981

PROVINCE - PORT	(*)	ARRIVED - ARRIVE		DEPARTED - PARTI		TOTAL - TOTAL	
		NUMBER NOMBRE	NET TONNAGE TONNAGE NET	NUMBER NOMBRE	NET TONNAGE TONNAGE NET	NUMBER NOMBRE	NET TONNAGE TONNAGE NET
N. ARM FRASER R.	B C						
Y.T.O. - CUMULATIF TOTALS	B C			1 1	2 945 2 945	1 1	2 945 2 945
PORT ALBERNI	B C	32 32	11 225 11 225	26 26	2 860 2 860	58 58	14 085 14 085
Y.T.O. - CUMULATIF TOTALS	B C	144 144	106 908 106 908	110 110	45 481 45 481	254 254	152 389 152 389
PORT HARDY	B C	2 20 22	850 32 390 33 240	7 5 12	13 685 2 125 15 810	9 25 34	14 535 34 515 49 050
Y.T.O. - CUMULATIF TOTALS	B C	2 44 46	850 72 228 73 078	16 6 22	25 160 2 550 27 710	18 50 68	26 010 74 778 100 788
PORT HARDY	B C						
Y.T.O. - CUMULATIF TOTALS	B C	2 2	895 895	2 2	22 22	4 4	917 917
PORT MELLON	B C	1 69 70	77 47 213 47 290	2 9 11	154 5 581 5 735	3 78 81	231 52 794 53 025
Y.T.O. - CUMULATIF TOTALS	B C	1 542 543	77 387 439 387 516	15 25 40	1 455 18 519 19 974	16 567 583	1 532 405 958 407 490
PORT MCNEILL	B C	11 11	8 244 8 244	7 1 8	1 607 22 1 629	7 12 19	1 607 8 266 9 873
Y.T.O. - CUMULATIF TOTALS	B C	38 38	25 624 25 624	25 11 36	4 862 317 5 179	25 49 74	4 862 25 941 30 803
TOBA INLET	B C	4 4	1 474 1 474	4 1 5	1 474 39 1 513	4 5 9	1 474 1 513 2 987
Y.T.O. - CUMULATIF TOTALS	B C	22 22	6 312 6 312	13 10 23	3 559 480 4 039	13 32 45	3 559 6 792 10 351
POWELL RIVER	B C	3 86 89	231 95 985 96 216	7 62 69	5 687 70 721 76 408	10 148 158	5 918 166 706 172 624
Y.T.O. - CUMULATIF TOTALS	B C	16 355 371	1 232 365 104 366 336	18 234 252	16 134 286 148 302 282	34 589 623	17 366 651 252 668 618
PRINCE RUPERT	B C	6 48 54	2 550 107 764 110 314	10 30 40	17 590 68 731 86 321	16 78 94	20 140 176 495 196 635
Y.T.O. - CUMULATIF TOTALS	B C	15 134 149	6 375 308 751 315 126	22 81 103	37 264 205 804 243 068	37 215 252	43 639 514 555 558 194
RUPERT INLET	B C	12 12	22 115 22 115	1 2 3	344 3 234 3 578	1 14 15	344 25 349 25 693
Y.T.O. - CUMULATIF TOTALS	B C	79 79	200 635 200 635	4 14 18	1 376 30 844 32 220	4 93 97	1 376 231 479 232 855
QUATSINO	B C	1 1	1 208 1 208	5 5	17 165 17 165	6 6	18 373 18 373
Y.T.O. - CUMULATIF TOTALS	B C	4 4	4 832 4 832	14 14	53 030 53 030	18 18	57 862 57 862

B = BALLAST, C = CARGO - CARGAISON.

TABLE 8. NUMBER AND REGISTERED NET TONNAGE OF VESSELS ARRIVING AT AND DEPARTING FROM CANADIAN PORTS IN COASTWISE SHIPPING, BY PORT AND TYPE OF MOVEMENT - JUL-SEP, 1981

TABLEAU 8. NOMBRE ET JAUGE NETTE ENREGISTRÉE DES NAVIRES À DESTINATION ET EN PROVENANCE DE PORTS CANADIENS AU TITRE DU CABOTAGE, SELON LE PORT ET LE GENRE DE MOUVEMENT - JUIL-SEPT, 1981

PROVINCE - PORT	(*)	ARRIVED - ARRIVE		DEPARTED - PARTI		TOTAL - TOTAL	
		NUMBER	NET TONNAGE	NUMBER	NET TONNAGE	NUMBER	NET TONNAGE
		NOMBRE	TONNAGE NET	NOMBRE	TONNAGE NET	NOMBRE	TONNAGE NET
RAGGED ISLAND	B			3	936	3	936
	C	3	936	2	47	5	983
		3	936	5	983	8	1 919
Y.T.D. - CUMULATIF TOTALS	B	8	1 901	6	1 872	6	1 872
	C	8	1 901	3	61	11	1 962
		8	1 901	9	1 933	17	3 834
ROBERTS BANK	B						
	C	2	2 226			2	2 226
		2	2 226			2	2 226
Y.T.D. - CUMULATIF TOTALS	B	2	2 226			2	2 226
	C	2	2 226			2	2 226
W COAST VAN IS N	B			6	2 356	6	2 356
	C	14	14 834	14	83 635	28	98 469
		14	14 834	20	85 991	34	100 825
Y.T.D. - CUMULATIF TOTALS	B	1	344	39	14 385	40	14 729
	C	64	41 959	77	430 120	141	472 079
		65	42 303	116	444 505	181	486 808
SEWELL INLET	B			2	688	2	688
	C	2	688			2	688
		2	688	2	688	4	1 376
Y.T.D. - CUMULATIF TOTALS	B	3	1 032	3	1 032	3	1 032
	C	3	1 032	3	1 032	6	2 064
W COAST VAN IS S	B			12	4 938	12	4 938
	C	71	28 694	59	30 429	130	59 173
		71	28 694	71	35 367	142	64 061
Y.T.D. - CUMULATIF TOTALS	B			38	20 032	38	20 032
	C	218	142 504	203	189 722	421	332 336
		218	142 504	241	209 754	459	352 256
SKIDEGATE	B			4	1 700	4	1 700
	C	4	1 700			4	1 700
		4	1 700	4	1 700	8	3 400
Y.T.D. - CUMULATIF TOTALS	B	10	4 250	10	4 250	10	4 250
	C	10	4 250	2	8 191	12	12 441
		10	4 250	12	12 441	22	16 691
SMITH INLET	B			1	425	1	425
	C	1	425			1	425
		1	425	1	425	2	850
Y.T.D. - CUMULATIF TOTALS	B	2	769	2	769	2	769
	C	2	769	2	769	4	1 538
SOOKE	B						
	C	2	1 531			2	1 531
		2	1 531			2	1 531
Y.T.D. - CUMULATIF TOTALS	B	7	5 971	4	4 842	11	10 813
	C	7	5 971	4	4 842	11	10 813
SOUTH BAY	B			1	5 881	1	5 881
	C			1	5 881	1	5 881
Y.T.D. - CUMULATIF TOTALS	B			6	35 286	6	35 286
	C			6	35 286	6	35 286
SQUAMISH	B			12	3 322	14	3 945
	C	2	623	12	3 322	14	3 945
		2	623	12	3 322	14	3 945
Y.T.D. - CUMULATIF TOTALS	B	35	5 919	57	33 693	92	39 612
	C	35	5 919	57	33 693	92	39 612
TASU	B			2	688	2	688
	C	5	5 150	4	7 432	9	12 582
		5	5 150	6	8 120	11	13 270
Y.T.D. - CUMULATIF TOTALS	B	13	11 892	4	1 376	4	1 376
	C	13	11 892	8	14 229	21	26 121
		13	11 892	12	15 605	25	27 497

B = BALLAST, C = CARGO - CARGAISON.



TABLE 8. NUMBER AND REGISTERED NET TONNAGE OF VESSELS ARRIVING AT AND DEPARTING FROM CANADIAN PORTS IN COASTWISE SHIPPING, BY PORT AND TYPE OF MOVEMENT - JULY-SEP, 1981

TABLEAU 8. NOMBRE ET JAUGE NETTE ENREGISTRÉE DES NAVIRES À DESTINATION ET EN PROVENANCE DE PORTS CANADIENS AU TITRE DU CABOTAGE, SELON LE PORT ET LE GENRE DE MOUVEMENT - JUIL-SEPT, 1981

PROVINCE - PORT	(*)	ARRIVED - ARRIVE		DEPARTED - PARTI		TOTAL - TOTAL	
		NUMBER	NET TONNAGE	NUMBER	NET TONNAGE	NUMBER	NET TONNAGE
		NOMBRE	TONNAGE NET	NOMBRE	TONNAGE NET	NOMBRE	TONNAGE NET
TASU	B C						
Y.T.D. - CUMULATIF	B						
TOTALS	C	18	30 636	3	11 130	21	41 766
		18	30 636	3	11 130	21	41 766
TEAKERNE ARM	B C						
Y.T.D. - CUMULATIF	B						
TOTALS	C	1	77	4	308	5	385
		15	4 602	18	4 107	33	8 709
		16	4 679	22	4 415	38	9 094
TEAKERNE ARM	B C						
Y.T.D. - CUMULATIF	B						
TOTALS	C			19	24 939	19	24 939
				19	24 939	19	24 939
TWIN CREEKS	B C						
Y.T.D. - CUMULATIF	B						
TOTALS	C	3	231	3	231	3	231
		3	231	3	231	6	462
Y.T.D. - CUMULATIF	B	2	154	9	693	11	847
TOTALS	C	11	6 542	3	231	14	6 773
		13	6 696	12	924	25	7 620
DELUCELET	B C						
Y.T.D. - CUMULATIF	B						
TOTALS	C	11	11 030	2	7 135	13	18 165
		11	11 030	8	12 745	19	23 775
Y.T.D. - CUMULATIF	B						
TOTALS	C	30	28 151	13	10 115	13	10 115
		30	28 151	15	50 959	45	79 110
				28	61 074	58	89 225
VANCOUVER	B C						
Y.T.D. - CUMULATIF	B						
TOTALS	C	5	2 125	5	2 125	5	2 125
		5	2 125	16	47 086	21	49 211
				21	49 211	26	51 336
Y.T.D. - CUMULATIF	B						
TOTALS	C	11	6 639	10	4 250	10	4 250
		11	6 639	48	134 808	59	141 447
				58	139 058	69	145 697
VANCOUVER	B C						
Y.T.D. - CUMULATIF	B	94	109 443			94	109 443
TOTALS	C	259	259 962	387	381 232	646	641 194
		353	369 405	387	381 232	740	750 637
Y.T.D. - CUMULATIF	B	288	295 500	2	154	290	295 654
TOTALS	C	938	951 434	1 604	1 615 848	2 542	2 567 282
		1 226	1 246 934	1 606	1 616 002	2 832	2 862 936
VANGUARD	B C						
Y.T.D. - CUMULATIF	B						
TOTALS	C			1	5 772	1	5 772
				1	5 772	1	5 772
Y.T.D. - CUMULATIF	B						
TOTALS	C	3	5 926	2	154	2	154
		3	5 926	2	11 544	5	17 470
				4	11 698	7	17 624
VICTORIA	B C						
Y.T.D. - CUMULATIF	B						
TOTALS	C	71	96 993	19	31 469	19	31 469
		71	96 993	11	12 221	82	109 214
				30	43 690	101	140 683
Y.T.D. - CUMULATIF	B	1	425	54	78 375	55	78 800
TOTALS	C	209	273 994	121	169 615	330	443 609
		210	274 419	175	247 990	385	522 409
VICTORIA	B C						
Y.T.D. - CUMULATIF	B						
TOTALS	C	13	41 684			13	41 684
		13	41 684			13	41 684
ZEBALLOS	B C						
Y.T.D. - CUMULATIF	B						
TOTALS	C			2	11 544	2	11 544
				2	11 544	2	11 544
Y.T.D. - CUMULATIF	B						
TOTALS	C	4	3 552	11	59 508	15	63 060
		4	3 552	11	59 508	15	63 060

B = BALLAST, C = CARGO - CARGAISON.

TABLE 8. NUMBER AND REGISTERED NET TONNAGE OF VESSELS ARRIVING AT AND DEPARTING FROM CANADIAN PORTS IN COASTWISE SHIPPING, BY PORT AND TYPE OF MOVEMENT - JUL-SEP, 1981

TABLEAU 8. NOMBRE ET JAUGE NETTE ENREGISTREE DES NAVIRES A DESTINATION ET EN PROVENANCE DE PORTS CANADIENS AU TITRE DU CABOTAGE, SELON LE PORT ET LE GENRE DE MOUVEMENT - JUIL-SEPT, 1981

PROVINCE - PORT	I*)	ARRIVED - ARRIVE		DEPARTED - PARTI		TOTAL - TOTAL	
		NUMBER NOMBRE	NET TONNAGE TONNAGE NET	NUMBER NOMBRE	NET TONNAGE TONNAGE NET	NUMBER NOMBRE	NET TONNAGE TONNAGE NET
STEWART	B			4	1 376	4	1 376
	C	4	1 376	4	1 376	4	1 376
Y.T.D. - CUMULATIF TOTALS	B			8	2 752	8	2 752
	C	11	10 395	8	2 752	11	10 395
TOTAL - PROVINCE	B	122	122 420	364	269 982	486	392 402
	C	1 906	2 075 803	1 603	1 851 216	3 509	3 927 019
		2 028	2 198 223	1 967	2 121 198	3 995	4 319 421
Y.T.D. - CUMULATIF TOTALS	B	376	321 650	1 072	688 789	1 448	1 010 439
	C	7 901	8 593 713	7 013	7 998 914	14 914	16 592 627
		8 277	8 915 363	8 085	8 687 703	16 362	17 603 066
NORTH-WEST TERR. - TERR. DU NORD-OUEST							
FROBISHER BAY	B			5	22 277	5	22 277
	C	7	24 313	2	2 036	9	26 349
		7	24 313	7	24 313	14	48 626
Y.T.D. - CUMULATIF TOTALS	B			5	22 277	5	22 277
	C	7	24 313	2	2 036	9	26 349
		7	24 313	7	24 313	14	48 626
NWT-NES/TNO-NDA	B	18	11 216	81	216 878	99	228 094
	C	74	222 498	12	18 144	86	240 642
		92	233 714	93	235 022	185	468 736
Y.T.D. - CUMULATIF TOTALS	B	18	11 216	81	216 878	99	228 094
	C	74	222 498	12	18 144	86	240 642
		92	233 714	93	235 022	185	468 736
TOTAL - PROVINCE	B	18	11 216	86	239 155	104	250 371
	C	81	246 811	14	20 180	95	266 991
		99	258 027	100	259 335	199	517 362
Y.T.D. - CUMULATIF TOTALS	B	18	11 216	86	239 155	104	250 371
	C	81	246 811	14	20 180	95	266 991
		99	258 027	100	259 335	199	517 362
TOTAL - CANADA	B	3 550	9 700 282	4 678	10 886 926	8 228	20 587 208
	C	6 055	13 708 798	4 862	12 458 395	10 917	26 167 193
		9 605	23 409 080	9 540	23 345 321	19 145	46 754 401
Y.T.D. - CUMULATIF TOTALS	B	7 967	22 232 605	10 526	24 998 798	18 493	47 231 403
	C	16 965	35 911 082	14 232	33 171 322	31 197	69 082 404
		24 932	58 143 687	24 758	58 170 120	49 690	116 313 807

B = BALLAST, C = CARGO - CARGAISON.

TABLE 9 VESSELS DEPARTED FROM CANADIAN PORTS, IN COASTWISE SHIPPING, BY PROVINCE, RIG AND SIZE RANGE - JUL-SEP, 1981

TABLEAU 9 NAVIRES EN PROVENANCE DE PORTS CANADIENS, EN CABOTAGE NATIONAL, PAR PROVINCE, SUIVANT LE GREEMENT ET LA DIMENSION - JUIL-SEPT, 1981

PROVINCE AND NET TONNAGE	- GREEMENT				- SANS GREEMENT				TOTAL			
	RIGGED QUART.	NET TONS	Y.T.D.-CUMULATIF	NET TONS	UNRIGGED QUART.	NET TONS	Y.T.D.-CUMULATIF	NET TONS	QUART.	NET TONS	Y.T.D.-CUMULATIF	NET TONS
PROVINCE ET TONNAGE NET	NUMBER	TONNES NET	NUMBER	TONNES NET	NUMBER	TONNES NET	NUMBER	TONNES NET	NUMBER	TONNES NET	NUMBER	TONNES NET
<b>NEWFOUNDLAND - TERRE-NEUVE</b>												
1- 99	2	37	8	82	0	0	0	0	2	37	8	82
100- 499	2 294	873 829	4 414	1 709 560	0	0	0	0	2 294	873 829	4 414	1 709 560
500- 999	840	481 540	2 247	1 288 806	0	0	0	0	840	481 540	2 247	1 288 806
1000-1999	64	109 327	148	254 345	1	1 395	5	5 815	65	110 722	153	260 160
2000-2999	38	93 016	75	191 082	0	0	0	0	38	93 016	75	191 082
3000-3999	57	209 510	178	653 638	0	0	0	0	57	209 510	178	653 638
4000-4999	4	16 633	29	120 088	0	0	0	0	4	16 633	29	120 088
5000-5999	10	50 396	14	70 542	0	0	2	11 272	10	50 396	16	81 814
6000+	140	973 284	339	2 349 774	0	0	0	0	140	973 284	339	2 349 774
<b>TOTAL</b>	<b>3 449</b>	<b>2 807 572</b>	<b>7 452</b>	<b>6 638 317</b>	<b>1</b>	<b>1 395</b>	<b>7</b>	<b>17 087</b>	<b>3 450</b>	<b>2 808 967</b>	<b>7 459</b>	<b>6 655 404</b>
<b>PR. EDWARD ISLAND - ILE DU PR. EDQUARD</b>												
1- 99	56	642	99	1 189	0	0	0	0	56	642	99	1 189
100- 499	0	0	0	0	0	0	0	0	0	0	0	0
500- 999	0	0	0	0	32	31 008	62	60 078	32	31 008	62	60 078
1000-1999	1	1 632	1	1 632	0	0	0	0	1	1 632	1	1 632
2000-2999	1	2 961	3	8 557	9	26 730	10	29 700	10	29 691	13	38 257
3000-3999	12	40 072	26	89 637	2	7 460	2	7 460	14	47 532	28	97 097
4000-4999	0	0	2	8 352	0	0	0	0	0	0	2	8 352
5000-5999	1	5 052	2	10 104	0	0	0	0	1	5 052	2	10 104
6000+	3	28 271	10	92 332	0	0	0	0	3	28 271	10	92 332
<b>TOTAL</b>	<b>74</b>	<b>78 630</b>	<b>143</b>	<b>211 803</b>	<b>43</b>	<b>65 198</b>	<b>74</b>	<b>97 238</b>	<b>117</b>	<b>143 828</b>	<b>217</b>	<b>309 041</b>
<b>NOVA SCOTIA - NOUVELLE-ECOSSE</b>												
1- 99	93	1 887	223	6 619	0	0	0	0	93	1 887	223	6 619
100- 499	4	810	8	1 861	0	0	0	0	4	810	8	1 861
500- 999	14	8 966	54	34 027	28	27 132	62	60 078	42	36 098	116	94 105
1000-1999	30	50 853	98	168 833	26	32 253	82	99 229	56	83 106	180	268 062
2000-2999	105	279 745	354	965 728	14	41 580	18	53 460	119	321 325	372	1 019 188
3000-3999	44	152 301	119	420 729	1	3 730	1	3 730	45	156 031	120	424 459
4000-4999	19	78 354	34	140 719	0	0	0	0	19	78 354	34	140 719
5000-5999	8	40 323	19	95 895	4	22 544	6	33 816	12	62 867	25	129 711
6000+	113	865 949	376	2 974 965	0	0	0	0	113	865 949	376	2 974 965
<b>TOTAL</b>	<b>430</b>	<b>1 479 188</b>	<b>1 285</b>	<b>4 809 376</b>	<b>73</b>	<b>127 239</b>	<b>169</b>	<b>250 313</b>	<b>503</b>	<b>1 606 427</b>	<b>1 454</b>	<b>5 059 689</b>
<b>NEW BRUNSWICK - NOUVEAU-BRUNSWICK</b>												
1- 99	45	1 724	121	5 909	0	0	0	0	45	1 724	121	5 909
100- 499	0	0	0	0	0	0	0	0	0	0	0	0
500- 999	9	4 770	9	4 770	0	0	0	0	9	4 770	9	4 770
1000-1999	13	21 318	28	46 079	26	30 976	86	102 674	39	52 294	114	148 753
2000-2999	12	33 901	55	154 769	0	0	0	0	12	33 901	55	154 769
3000-3999	12	41 463	37	129 588	3	11 190	5	18 650	15	52 653	42	148 238
4000-4999	3	12 386	9	37 294	0	0	0	0	3	12 386	9	37 294
5000-5999	6	30 312	26	131 352	9	50 724	12	67 632	15	81 036	38	198 984
6000+	16	231 194	48	677 111	0	0	0	0	16	231 194	48	677 111
<b>TOTAL</b>	<b>116</b>	<b>377 068</b>	<b>333</b>	<b>1 186 872</b>	<b>38</b>	<b>92 890</b>	<b>103</b>	<b>188 956</b>	<b>154</b>	<b>469 958</b>	<b>436</b>	<b>1 375 828</b>
<b>QUEBEC - QUEBEC</b>												
1- 99	197	10 702	312	16 073	0	0	0	0	197	10 702	312	16 073
100- 499	412	129 277	810	254 935	0	0	0	0	412	129 277	810	254 935
500- 999	198	125 618	427	270 500	55	34 731	55	34 731	253	160 349	482	305 231
1000-1999	157	250 225	275	445 115	15	22 254	18	26 439	172	272 479	293	471 554
2000-2999	102	275 290	208	566 995	1	2 970	2	5 940	103	278 260	210	572 935
3000-3999	188	650 891	565	1 954 166	6	22 380	6	22 380	194	673 271	571	1 976 546
4000-4999	146	646 762	525	2 299 293	0	0	0	0	146	646 762	525	2 299 293
5000-5999	17	88 218	40	206 613	98	529 238	148	799 013	115	617 456	188	1 005 626
6000+	434	5 232 993	1 037	11 930 793	0	0	0	0	434	5 232 993	1 037	11 930 793
<b>TOTAL</b>	<b>1 851</b>	<b>7 409 976</b>	<b>4 199</b>	<b>17 944 483</b>	<b>175</b>	<b>611 573</b>	<b>229</b>	<b>888 503</b>	<b>2 026</b>	<b>8 021 549</b>	<b>4 428</b>	<b>18 832 986</b>
<b>ONTARIO - ONTARIO</b>												
1- 99	89	1 458	184	3 231	0	0	0	0	89	1 458	184	3 231
100- 499	9	2 105	20	4 948	0	0	0	0	9	2 105	20	4 948
500- 999	0	0	0	0	0	0	0	0	0	0	0	0
1000-1999	35	58 632	106	181 874	6	10 495	12	20 683	41	69 127	118	202 557
2000-2999	150	367 967	369	901 763	0	0	0	0	150	367 967	369	901 763
3000-3999	194	695 941	387	1 384 117	0	0	1	3 356	194	695 941	388	1 387 473
4000-4999	156	666 931	292	1 246 802	0	0	0	0	156	666 931	292	1 246 802
5000-5999	32	175 285	53	289 845	0	0	0	0	32	175 285	53	289 845
6000+	525	5 906 262	1 128	12 924 532	0	0	0	0	525	5 906 262	1 128	12 924 532
<b>TOTAL</b>	<b>1 190</b>	<b>7 874 581</b>	<b>2 539</b>	<b>16 937 112</b>	<b>6</b>	<b>10 495</b>	<b>13</b>	<b>24 039</b>	<b>1 196</b>	<b>7 885 076</b>	<b>2 552</b>	<b>16 961 151</b>

TABLE 9 VESSELS DEPARTED FROM CANADIAN PORTS, IN COASTWISE SHIPPING, BY PROVINCE, RIG AND SIZE RANGE - JUL-SEP, 1981

TABLEAU 9 NAVIRES EN PROVENANCE DE PORTS CANADIENS, EN CABOTAGE NATIONAL, PAR PROVINCE, SUIVANT LE GREEMENT ET LA DIMENSION - JUIL-SEPT, 1981

PROVINCE AND NET TONNAGE	RIGGED		- GREEMENT		UNRIGGED		- SANS GREEMENT		TOTAL		Y.T.D.-CUMULATIF	
	QUART.	QUART	Y.T.D.	Y.T.D.	QUART	QUART	Y.T.D.	Y.T.D.	QUART.	QUART	Y.T.D.	Y.T.D.
PROVINCE ET TONNAGE NET	NUMBER	NET TONS	NUMBER	NET TONS	NUMBER	NET TONS	NUMBER	NET TONS	NUMBER	NET TONS	NUMBER	NET TONS
	NOMBRE	TONNES NET	NOMBRE	TONNES NET	NOMBRE	TONNES NET	NOMBRE	TONNES NET	NOMBRE	TONNES NET	NOMBRE	TONNES NET
<b>MANITOBA - MANITOBA</b>												
1- 99	1	84	1	84	0	0	0	0	1	84	1	84
100- 499	9	1 782	9	1 782	0	0	0	0	9	1 782	9	1 782
500- 999	0	0	0	0	0	0	0	0	0	0	0	0
1000-1999	0	0	0	0	17	27 117	17	27 117	17	27 117	17	27 117
2000-2999	0	0	0	0	0	0	0	0	0	0	0	0
3000-3999	0	0	0	0	0	0	0	0	0	0	0	0
4000-4999	0	0	0	0	0	0	0	0	0	0	0	0
5000-5999	0	0	0	0	0	0	0	0	0	0	0	0
6000+	0	0	0	0	0	0	0	0	0	0	0	0
<b>TOTAL</b>	<b>10</b>	<b>1 866</b>	<b>10</b>	<b>1 866</b>	<b>17</b>	<b>27 117</b>	<b>17</b>	<b>27 117</b>	<b>27</b>	<b>28 983</b>	<b>27</b>	<b>28 983</b>
<b>BRITISH COLUMBIA - COLOMBIE-BRITANNIQUE</b>												
1- 99	210	7 054	976	31 221	0	0	0	0	210	7 054	976	31 221
100- 499	528	147 083	1 600	414 493	79	24 910	287	90 895	607	171 993	1 887	505 388
500- 999	0	0	0	0	491	362 550	2 627	1 925 020	491	362 550	2 627	1 925 020
1000-1999	139	254 533	492	858 444	247	359 527	1 065	1 519 244	386	614 060	1 557	2 377 688
2000-2999	0	0	0	0	148	351 666	518	1 229 860	148	351 666	518	1 229 860
3000-3999	10	37 100	59	218 890	51	179 539	181	646 944	61	216 639	240	865 834
4000-4999	0	0	0	0	10	44 562	46	203 358	10	44 562	46	203 358
5000-5999	0	0	0	0	43	250 531	166	964 412	43	250 531	166	964 412
6000+	1	18 637	3	45 677	10	83 506	65	539 245	11	102 143	68	584 922
<b>TOTAL</b>	<b>888</b>	<b>464 407</b>	<b>3 130</b>	<b>1 568 725</b>	<b>1 079</b>	<b>1 656 791</b>	<b>4 955</b>	<b>7 118 978</b>	<b>1 967</b>	<b>2 121 198</b>	<b>8 085</b>	<b>8 687 703</b>
<b>NORTH-WEST TERR. - TERR. DU NORD-OUEST</b>												
1- 99	1	36	1	36	0	0	0	0	1	36	1	36
100- 499	12	2 629	12	2 629	0	0	0	0	12	2 629	12	2 629
500- 999	0	0	0	0	0	0	0	0	0	0	0	0
1000-1999	28	39 030	28	39 030	20	32 163	20	32 163	48	71 193	48	71 193
2000-2999	2	5 922	2	5 922	0	0	0	0	2	5 922	2	5 922
3000-3999	27	89 634	27	89 634	0	0	0	0	27	89 634	27	89 634
4000-4999	3	12 306	3	12 306	0	0	0	0	3	12 306	3	12 306
5000-5999	0	0	0	0	0	0	0	0	0	0	0	0
6000+	7	77 615	7	77 615	0	0	0	0	7	77 615	7	77 615
<b>TOTAL</b>	<b>80</b>	<b>227 172</b>	<b>80</b>	<b>227 172</b>	<b>20</b>	<b>32 163</b>	<b>20</b>	<b>32 163</b>	<b>100</b>	<b>259 335</b>	<b>100</b>	<b>259 335</b>
<b>CANADA - CANADA</b>												
1- 99	694	23 624	1 925	64 444	0	0	0	0	694	23 624	1 925	64 444
100- 499	3 268	1 157 515	6 873	2 390 608	79	24 910	287	90 895	3 347	1 182 425	7 160	2 481 503
500- 999	1 061	620 894	2 737	1 598 103	606	455 421	2 806	2 079 907	1 667	1 076 315	5 543	3 678 010
1000-1999	467	785 550	1 176	1 995 352	358	516 180	1 305	1 833 364	825	1 301 730	2 481	3 828 716
2000-2999	410	1 058 802	1 066	2 794 816	172	422 946	548	1 318 960	582	1 481 748	1 614	4 113 776
3000-3999	544	1 916 912	1 398	4 940 399	63	224 299	196	702 520	607	2 141 211	1 594	5 462 919
4000-4999	331	1 433 372	894	3 864 854	10	44 562	46	203 358	341	1 477 934	940	4 068 212
5000-5999	74	389 586	154	804 351	154	853 037	334	1 876 145	228	1 242 623	488	2 680 496
6000+	1 239	13 334 205	2 948	31 072 799	10	83 506	65	539 245	1 249	13 417 711	3 013	31 612 044
<b>TOTAL</b>	<b>8 088</b>	<b>20 720 460</b>	<b>19 171</b>	<b>49 525 726</b>	<b>1 452</b>	<b>2 624 861</b>	<b>5 587</b>	<b>8 644 394</b>	<b>9 540</b>	<b>23 345 321</b>	<b>24 758</b>	<b>58 170 120</b>

TABLE 10. NUMBER AND REGISTERED NET TONNAGE OF TUGS DEPARTING FROM CANADIAN PORTS IN COASTWISE SHIPPING, BY PORT - JUL-SEP, 1981

TABLEAU 10. NOMBRE ET JAUGE NETTE ENREGISTRÉE DES REMORQUEURS EN PROVENANCE DE PORTS CANADIENS AU TITRE DU CABOTAGE, SELON LE PORT - JUIL-SEPT, 1981

PROVINCE - PORT	NUMBER - NOMBRE	NET TONNAGE - TONNAGE NET	CUMULATIVE - NUM.-NOM.	CUMULATIF TON.-TON.
<b>NEWFOUNDLAND - TERRE-NEUVE</b>				
BURGEO			1	14
CATALINA	1	1	1	1
FORTUNE			1	14
HARBOUR BRETON			1	1
LONG POND			1	1
MARYSTOWN			1	1
STEPHEVILLE	1	36	2	50
<b>TOTAL - PROVINCE</b>	<b>2</b>	<b>37</b>	<b>8</b>	<b>82</b>
<b>PR. EDWARD ISLAND - ILE DU PR. EDOUARD</b>				
CHARLOTTETOWN	26	286	46	506
SOURIS	4	69	9	198
SUMMERSIDE	13	91	28	258
PEI-NES/IPE-NDA	13	196	16	229
<b>TOTAL - PROVINCE</b>	<b>56</b>	<b>642</b>	<b>99</b>	<b>1 189</b>
<b>NOVA SCOTIA - NOUVELLE-ECOSSE</b>				
BRIDGEWATER	4	159	6	161
DIGBY	5	193	17	1 010
HALIFAX	18	729	37	1 190
LIVERPOOL	1	36	6	258
MARGARETSVILLE	5	384	20	1 287
MULGRAVE	2	2	5	72
PICTOU			3	33
PORT HAWKESBURY	5	5	6	8
PUGWASH	1	14	1	14
SHELburnE	3	169	24	1 388
SYDNEY			1	3
WYMOUTH	18	198	34	374
YARMOUTH	7	293	17	841
NS.-NES/N-E.-NDA	27	226	49	501
<b>TOTAL - PROVINCE</b>	<b>96</b>	<b>2 408</b>	<b>226</b>	<b>7 140</b>
<b>NEW BRUNSWICK - NOUVEAU-BRUNSWICK</b>				
BATHURST	7	125	7	125
CARAQUET	3	164	3	164
GRAND MANAN	4	157	11	667
SAINTE JOHN	30	1 214	96	4 727
N.B.-NES/NDA	1	64	4	226
<b>TOTAL - PROVINCE</b>	<b>45</b>	<b>1 724</b>	<b>121</b>	<b>5 909</b>
<b>QUEBEC - QUEBEC</b>				
BAIE COMEAU	16	1 345	17	1 346
FDRESVILLE	49	2 100	73	3 132
GASPE	6	360	8	455
GRINDSTONE	4	205	9	607
MONT LOUIS	3	109	3	109
MONTREAL	20	1 387	48	3 779
NEW RICHMOND	2	2	2	2
PASPEBIAC	2	168	3	169
PORT CARTIER	3	279	7	401
PORT MENIER	19	1 767	20	1 768
QUEBEC	56	2 904	91	4 876
RIMOUSKI	3	279	3	279
SEPT ILES	1	42	5	128
SOREL	10	369	28	1 444
TROIS RIVIERES	9	516	14	674
VALLEYFIELD	3	213	3	213
QUEBEC-NES/NDA	1	94	6	625
<b>TOTAL - PROVINCE</b>	<b>207</b>	<b>12 139</b>	<b>340</b>	<b>20 007</b>
<b>ONTARIO - ONTARIO</b>				
BELLEVILLE	1		1	84
CCRNALL	1	94	2	128
HAMILTON	8	313	31	784
KINGSTON	1	1	8	540
OSHAWA	2	16	6	86
PORT COLBORNE	6	290	15	434
PORT MAITLAND	1	8	4	54
ST. CATHARINES	1	8	2	40
BARNIA			1	8
SAULT STE. MARIE	2	279	2	279
THOROLD			1	27



TABLE 10. NUMBER AND REGISTERED NET TONNAGE OF TUGS DEPARTING FROM CANADIAN PORTS IN COASTWISE SHIPPING, BY PORT - JUL-SEP, 1981

TABLEAU 10. NOMBRE ET JAUGE NETTE ENREGISTREE DES REMORQUEURS EN PROVENANCE DE PORTS CANADIENS AU TITRE DU CABOTAGE, SELON LE PORT - JUIL-SEPT, 1981

PROVINCE - PORT	NUMBER- NOMBRE	NET TONNAGE - TONNAGE NET	CUMULATIVE NUM.-NOM.	CUMULATIF TON.-TON.
THUNDER BAY	1	195	1	195
TORONTO	8	832	26	1 793
WHITBY			2	46
ONTARIO-NES/NCA	1	19	8	235
TOTAL - PROVINCE	32	2 055	110	4 733
MANITOBA - MANITOBA				
CHURCHILL	10	1 866	10	1 866
TOTAL - PROVINCE	10	1 866	10	1 866
BRITISH COLUMBIA - COLOMBIE-BRITANNIQUE				
BROUGHTON STRAIT	2	14	5	17
BEAVER COVE	5	115	43	911
BLIND BAY			5	60
CAMPBELL RIVER			1	16
CENTRE BAY	1	5	31	370
CHEMAINUS	4	46	19	249
BUTE INLET	2	78	7	139
E COAST VAN ISL	9	45	94	910
CONICHAH BAY			3	39
CROFTON			6	69
FRASER RIVER			13	126
GOWLAND HARBOUR	1	16	6	87
HOWE SOUND	75	793	198	2 466
JERVIS INLET	6	234	38	890
JOHNSTONE STR	1	22	16	244
KNIGHT INLET	2	23	10	120
LDUGHBRUGH INL			1	31
Q. CHAR. STRAIT			4	53
MENZIES BAY			4	88
NEW WESTMINSTER			7	28
N. ARM FRASER R.	16	112	98	1 121
PORT HARVEY			2	32
PORT MELLON			4	64
PORT MCNEILL	1	22	10	240
TOBA INLET	1	39	8	299
POWELL RIVER			1	22
RAGGED ISLAND	2	47	3	61
W COAST VAN IS N	1	22	4	64
SQUAMISH	9	42	32	221
TEAKERNE ARM	3	66	16	320
VANCOUVER			4	132
TOTAL - PROVINCE	141	1 741	693	9 430
NORTH-WEST TERR. - TERR. DU NORD-OUEST				
NWT-NES/TNO-NCA	12	2 214	12	2 214
TOTAL - PROVINCE	12	2 214	12	2 214
TOTAL - CANADA	601	24 826	1 619	52 570

TABLE 11. NUMBER AND REGISTERED NET TONNAGE OF VESSELS, AND TONNAGE OF CARGOES, LOADED AND UNLOADED IN COASTWISE SHIPPING FOR VESSELS OF FOREIGN REGISTRY, BY COUNTRY OF REGISTRY AND CANADIAN REGION - JUL-SEP, 1981

TABLEAU 11. NOMBRE ET JAUGE NETTE ENREGISTREE DES NAVIRES ET TONNAGE DES MARCHANDISES CHARGEES ET DECHARGEES AU TITRE DU CABOTAGE POUR LES NAVIRES BATTANT PAVILLON ETRANGER, SELON LE PAYS D'IMMATRICULATION ET LA REGION DU CANADA - JUIL-SEPT, 1981

REGISTRY MATRICULE	ATLANTIC AND ST. LAWRENCE			GREAT LAKES PORTS			PACIFIC PORTS			TOTAL		
	ATLANTIQUE ET SAINT-LAURENT			PORTS DES GRANDS LACS			PORTS DU PACIFIQUE					
	NO.	R.N.T.	CARGO T.	NO.	R.N.T.	CARGO T.	NO.	R.N.T.	CARGO T.	NO.	R.N.T.	CARGO T.
	NO.	J.N.R.	CARGAISON	NO.	J.N.R.	CARGAISON	NO.	J.N.R.	CARGAISON	NO.	J.N.R.	CARGAISON
DEPARTED / LOADED												
NAVIRES SORTIS/ EMBARQUEMENTS												
NETHERLANDS PAYS-BAS	14	70 294	184 172							14	70 294	184 172
SWEDEN SUEDE	3	8 328	119							3	8 328	119
JAPAN JAPON				1	4 084	9 497				1	4 084	9 497
BAHAMAS ILES BAHAMAS	66	182 352	2 345							66	182 352	2 345
BERMUDA BERMUDES	39	41 949	45 007							39	41 949	45 007
UNITED STATES ETATS-UNIS	22	24 995	56 048	3	10 816	18 972				25	35 811	75 020
GRAND TOTAL- TOTAL GENERAL	144	327 918	287 691	4	14 900	28 469				148	342 818	316 160
ARRIVED / UNLOADED												
NAVIRES ENTRES/ DEBARQUEMENTS												
NETHERLANDS PAYS-BAS	14	70 294	184 172							14	70 294	184 172
SWEDEN SUEDE	3	8 328	119							3	8 328	119
JAPAN JAPON				1	4 084	9 497				1	4 084	9 497
BAHAMAS ILES BAHAMAS	66	182 352	2 345							66	182 352	2 345
BERMUDA BERMUDES	61	72 716	45 007							61	72 716	45 007
UNITED STATES ETATS-UNIS	23	31 036	72 420	1	1 011	2 600				24	32 047	75 020
GRAND TOTAL- TOTAL GENERAL	167	364 726	304 063	2	5 095	12 097				169	369 821	316 160



TABLE 12. NUMBER AND REGISTERED NET TONNAGE OF VESSELS, AND TONNAGE OF CARGOES, LOADED AND UNLOADED IN COASTWISE SHIPPING FOR VESSELS OF FOREIGN REGISTRY, BY COUNTRY OF REGISTRY AND CANADIAN REGION - Y.T.D. 1981

TABLÉAU 12. NOMBRE ET JAUGE NETTE ENREGISTRÉE DES NAVIRES ET TONNAGE DES MARCHANDISES CHARGÉES ET DÉCHARGÉES AU TITRE DU CABOTAGE POUR LES NAVIRES BATTANT PAVILLON ÉTRANGER, SELON LE PAYS D'IMMATRICULATION ET LA RÉGION DU CANADA - CUMULATIF 1981

REGISTRY MATRICULE	METRIC TONNES - TONNES METRIQUE											
	ATLANTIC AND ST. LAWRENCE			GREAT LAKES PORTS			PACIFIC PORTS			TOTAL		
	ATLANTIQUE ET SAINT-LAURENT			PORTS DES GRANDES LACS			PORTS DU PACIFIQUE					
	NO.	R.N.T.	CARGO T.	NO.	R.N.T.	CARGO T.	NO.	R.N.T.	CARGO T.	NO.	R.N.T.	CARGO T.
	J.N.R.	CARGAISON	NO.	J.N.R.	CARGAISON	NO.	J.N.R.	CARGAISON	NO.	J.N.R.	CARGAISON	
DEPARTED / LOADED												
NAVIRES SORTIS / EMBARQUEMENTS												
GREECE GRECE							1	15 620	40 606	1	15 620	40 606
NETHERLANDS PAYS-BAS	20	100 420	261 226							20	100 420	261 226
NORWAY NORVEGE	2	113 348	212 013							2	113 348	212 013
SWEDEN SUEDE	25	69 400	921							25	69 400	921
LIBERIA LIBERIA				1	7 951	12 996				1	7 951	12 996
JAPAN JAPON	2	4 888	6 730	1	4 084	9 497	1	11 420	29 789	4	20 392	46 016
BAHAMAS ILES BAHAMAS	239	659 941	8 343							239	659 941	8 343
BERMUDA BERMUDES	72	89 997	116 944							72	89 997	116 944
GREENLAND GROENLAND							3	93	47 950	3	93	47 950
UNITED STATES ETATS-UNIS	29	32 072	74 140	15	41 771	76 487				44	73 843	150 627
GRAND TOTAL - TOTAL GENERAL	389	1 070 066	680 317	17	53 806	98 980	5	27 133	118 345	411	1 151 005	897 642
ARRIVED / UNLOADED												
NAVIRES ENTRES / DEBARQUEMENTS												
GREECE GRECE	1	15 620	40 606							1	15 620	40 606
NETHERLANDS PAYS-BAS	20	100 420	261 226							20	100 420	261 226
NORWAY NORVEGE	2	113 348	212 013							2	113 348	212 013
SWEDEN SUEDE	25	69 400	921							25	69 400	921
LIBERIA LIBERIA				1	7 951	12 996				1	7 951	12 996
JAPAN JAPON	2	13 864	36 519	1	4 084	9 497				3	17 948	46 016
BAHAMAS ILES BAHAMAS	240	662 884	8 343							240	662 884	8 343
BERMUDA BERMUDES	121	165 803	116 944							121	165 803	116 944
GREENLAND GROENLAND							3	93	47 950	3	93	47 950
UNITED STATES ETATS-UNIS	29	37 102	87 852	16	40 505	62 775				45	77 607	150 627
GRAND TOTAL - TOTAL GENERAL	440	1 178 441	764 424	18	52 540	85 268	3	93	47 950	461	1 231 074	897 642







SI VOUS PRÉFÉREZ CE QUESTIONNAIRE EN FRANÇAIS, VEUILLEZ COCHER

Report no.

### S. 1 DOMESTIC SHIPPING REPORT

Transportation and Communications Division  
 Authority - Statistics Act, Chapter 15, Statutes of Canada  
 1970-71-72

<b>Name of VESSEL</b>	<b>Voyage no.</b>	<b>Name of PORT</b>	
		<b>Country of registry if other than Canada</b>	
<b>Registered net tonnage</b>	<b>Gross tonnage</b>		

Duplicate copies of this report must be completed and filed with the nearest Customs office for each cargo vessel of fifteen registered net tons or over, and tugs or other vessels of fifteen gross tons or over, departing from a port in Canada. Canadian fishing and naval vessels are exempted.

<b>RIG</b>	<b>TYPE</b>
<input type="checkbox"/> 1. Steam <input type="checkbox"/> 2. Motor <input type="checkbox"/> 3. Unrigged	<input type="checkbox"/> 1. Freight <input type="checkbox"/> 2. Passenger & freight <input type="checkbox"/> 3. Tanker <input type="checkbox"/> 4. Scow or barge <input type="checkbox"/> 5. Tug <input type="checkbox"/> 6. Other (Specify) _____

ARRIVAL	Day	Month	Year	Last port departed from		
Port where cargoes were loaded				Description of cargo (Avoid use of the term "General Cargo" and enter only one commodity per line)	These columns for Statistics Canada use only	Weight of cargo in metric tonnes (1000 kilos = 1 tonne) if not in tonnes specify unit of measurement
						X
					A	
					B	
					C	
					D	
					E	
					F	
					G	
					H	
					I	
					J	

DEPARTURE	Day	Month	Year	First port departed for		
Port where cargoes are to be unloaded				LOADINGS Description of cargo (Avoid use of the term "General Cargo" and enter only one commodity per line)	These columns for Statistics Canada use only	Weight of cargo in metric tonnes (1000 kilos = 1 tonne) if not in tonnes specify unit of measurement
						X
					A	
					B	
					C	
					D	
					E	
					F	
					G	
					H	
					I	
					J	

Name of Canadian agency or company completing this report (Print):	Address		
Name of company operating this vessel if different from above (Print):	Address		
I certify that the above statement is true.	Name in block letters	Title	Phone number
Signature: _____			

**FOR ADDITIONAL CARGO DETAIL:**

ARRIVAL	Day	Month	Year	Last port departed from		These columns for Statistics Canada use only	Weight of cargo in metric tonnes (1000 kilos = 1 tonne) if not in tonnes specify unit of measurement	
Port where cargoes were loaded	<b>UNLOADINGS</b>			Description of cargo (Avoid use of the term "General Cargo" and enter only one commodity per line)		These columns for Statistics Canada use only	Weight of cargo in metric tonnes (1000 kilos = 1 tonne) if not in tonnes specify unit of measurement	
						K		
						L		
						M		
						N		
						O		
						P		
						Q		
						R		
						S		
						T		
						U		
						V		
					W			
DEPARTURE	Day	Month	Year	First port departed for		These columns for Statistics Canada use only	Weight of cargo in metric tonnes (1000 kilos = 1 tonne) if not in tonnes specify unit of measurement	
Port where cargoes are to be unloaded	<b>LOADINGS</b>			Description of cargo (Avoid use of the term "General Cargo" and enter only one commodity per line)		These columns for Statistics Canada use only	Weight of cargo in metric tonnes (1000 kilos = 1 tonne) if not in tonnes specify unit of measurement	
						K		
						L		
						M		
						N		
						O		
						P		
						Q		
						R		
						S		
						T		
						U		
						V		
					W			

REMARKS:

S.1 **RAPPORT SUR LA NAVIGATION EN EAUX INTÉRIEURES**

Division des transports et des communications  
Déclaration exigée en vertu de la Loi sur la statistique  
chapitre 15, Statuts du Canada de 1970-71-72

Nom du <b>NAVIRE</b>		No du voyage	Nom du <b>PORT</b>	
		Pays d'immatriculation si autre que le Canada		
Jauge officielle nette	Jauge brute			

Pour tout navire à marchandises ayant une jauge nette officielle de quinze tonneaux ou plus, et tout remorqueur ou autre bateau ayant une jauge brute de quinze tonneaux ou plus, le présent rapport doit être rempli et présenté en double exemplaire au bureau des douanes le plus près pour chacun des départs d'un port canadien. Les bateaux canadiens de pêche et de la marine sont exclus.

**GRÈMENT**

1. Vapeur  
 2. Moteur  
 3. Sans grément

**GENRE**

1. Fret  
 2. Passagers et fret  
 3. Citerne  
 4. Chaland  
 5. Remorqueur  
 6. Autre  
(Préciser) \_\_\_\_\_

ARRIVÉE	Jour	Mois	Année	Dernier port d'escale	
---------	------	------	-------	-----------------------	--

Port de chargement de la cargaison	DÉCHARGEMENTS		Réservé à Statistique Canada	Poids de la cargaison en tonnes métriques (1000 kilos = 1 tonne) si non spécifier l'unité de mesure
	Description de la cargaison (Éviter d'utiliser l'expression "cargaison générale" et inscrire une marchandise par ligne seulement)			
	X			
	A			
	B			
	C			
	D			
	E			
	F			
	G			
	H			
	I			
	J			

DÉPART	Jour	Mois	Année	Prochain port d'escale	
--------	------	------	-------	------------------------	--

Port de déchargement de la cargaison	CHARGEMENTS		Réservé à Statistique Canada	Poids de la cargaison en tonnes métriques (1000 kilos = 1 tonne) si non spécifier l'unité de mesure
	Description de la cargaison (Éviter d'utiliser l'expression "cargaison générale" et inscrire une marchandise par ligne seulement)			
	X			
	A			
	B			
	C			
	D			
	E			
	F			
	G			
	H			
	I			
	J			

Nom de l'agent canadien ou de la compagnie qui complète cette formule (en lettres moulées):	Adresse
---	---------

Nom de la compagnie qui exploite ce navire s'il diffère de celui mentionné plus haut (en lettres moulées):	Adresse
--	---------

Je déclare que ce qui précède est véridique.	Nom en lettres moulées	Fonction	Téléphone
Signature: _____			

**DÉTAILS SUPPLÉMENTAIRES CONCERNANT LA CARGAISON**

ARRIVÉE				Dernier port d'escale			
Jour	Mois	Année					
Port de chargement de la cargaison			<b>DÉCHARGEMENTS</b>		Réservé à Statistique Canada		Poids de la cargaison en tonnes métriques (1000 kilos = 1 tonne) si non spécifier l'unité de mesure
			Description de la cargaison (Éviter d'utiliser l'expression "cargaison générale" et inscrire une marchandise par ligne seulement)				
					K		
					L		
					M		
					N		
					O		
					P		
					Q		
					R		
					S		
					T		
					U		
					V		
					W		
DÉPART				Prochain port d'escale			
Jour	Mois	Année					
Port de déchargement de la cargaison			<b>CHARGEMENTS</b>		Réservé à Statistique Canada		Poids de la cargaison en tonnes métriques (1000 kilos = 1 tonne) si non spécifier l'unité de mesure
			Description de la cargaison (Éviter d'utiliser l'expression "cargaison générale" et inscrire une marchandise par ligne seulement)				
					K		
					L		
					M		
					N		
					O		
					P		
					Q		
					R		
					S		
					T		
					U		
					V		
					W		



















APPENDIX IV

APPENDICE IV

List of Canadian Ports

Liste des ports canadiens

**Newfoundland - Terre-Neuve**

Argentia  
Baie Verte  
Bay Roberts  
Bell Island  
Botwood  
Burgeo  
Burin  
Carmanville  
Catalina  
Clareville  
Corner Brook (Hughes Brook, Curling, Humber-  
mouth)  
Come-by-Chance  
Fortune  
Goose Bay  
Grand Bank  
Harbour Breton  
Harbour Grace  
Hawkes Bay  
Holyrood  
Lewisporte  
Long Harbour  
Long Pond (Manuels)  
Marystown  
Port-aux-Basques  
Port Hope Simpson  
Ramea  
St. Alban's  
St. John's  
St. Lawrence  
Stephenville (St. George's, Flat Bay, Flat  
Point, Turf Point)  
Tilt Cove  
Tommy's Arm  
All other Newfoundland ports - Tous autres  
ports de Terre-Neuve

**Prince Edward Island - Île-du-Prince-  
Édouard**

Charlottetown  
Souris  
Summerside (Borden)  
All other Prince Edward Island ports - Tous  
autres ports de l'Île-du-Prince-Édouard

**Nova Scotia - Nouvelle-Écosse**

Amherst  
Baddeck  
Bridgewater  
Digby  
Halifax  
Hantsport  
Little Narrows  
Liverpool (Brooklyn)  
Lunenburg  
Margaretsville  
Mulgrave  
North Sydney  
Parrsboro  
Pictou  
Port Hawkesbury (Point Tupper)  
Pugwash  
Riverport  
Shelburne  
Sydney (Point Edward)  
Walton  
Wallace  
Wolfville (Port Williams)  
Yarmouth  
All other Nova Scotia ports - Tous autres ports  
de la Nouvelle-Écosse

**New Brunswick - Nouveau-Brunswick**

Bathurst  
Belledune  
Blacks Harbour  
Campbellton  
Caraquet  
Chatham  
Dalhousie  
Grand Manan (North Head)  
Moncton  
Newcastle (Bridgetown)  
Saint John  
St. Andrews  
St. Stephen  
All other New Brunswick ports - Tous autres ports  
du Nouveau-Brunswick

List of Canadian Ports - Continued

Liste des ports canadiens - suite

Québec

Baie Comeau  
Bécancour  
Blanc Sablon  
Black Cape  
Cap Chat  
Carleton  
Chandler  
Chicoutimi  
Contrecoeur  
Donnacona  
Forestville  
Gaspé  
Godbout  
Grande Vallée  
Grindstone  
Havre-St.-Pierre  
Lanoraie  
Les Escoumins  
Matane  
Mont Louis  
Montréal  
New Richmond  
Paspébiac  
Pentecôte  
Pointe-au-Pic  
Pointe-Noire (Clarke City)  
Port Alfred  
Port Cartier  
Port Menier  
Québec  
Rimouski  
Rivière du Loup  
St. Augustin  
St. Jean Port Joli  
St. Siméon  
Ste. Anne des Monts  
Sept-Îles  
Sorel  
Trois-Pistoles  
Trois-Rivières  
Valleyfield  
Varenes  
Northern Québec ports - Ports du nord du Québec  
All other Québec ports - Tous autres ports du Québec

Ontario

Amherstburg  
Badgeley Island  
Bath  
Belleville  
Britt  
Byng Inlet  
Cardinal  
Clarkson

Cobourg  
Colborne  
Collingwood  
Cornwall  
Courtright  
Cutler  
Depot Harbour  
Erieau  
Goderich  
Hamilton  
Killarney  
Kingston  
Kingsville  
Lakeview  
Little Current  
Marathon  
Michipicoten Harbour  
Midland  
Morrisburg  
Nanticoke  
Oakville (Bronte)  
Oshawa  
Owen Sound  
Parry Sound  
Pelee Island  
Picton  
Port Colborne  
Port Credit  
Port Hope  
Port Lambton  
Port Maitland  
Port McNicoll  
Port Stanley  
Prescott  
Red Rock  
St. Catharines (Port Weller, Port Dalhousie)  
Sarnia  
Sault Ste. Marie (Marks Bay, Mill Pond)  
Serpent River  
Sombra  
Thorold  
Thunder Bay  
Toronto  
Trenton  
Wallaceburg  
Whitby  
Whitefish River  
Windsor (Walkerville, Sandwich, Ojibway, Riverside)  
Northern Ontario ports - Ports du nord de l'Ontario  
All other Ontario ports - Tous autres ports de l'Ontario

Manitoba

Churchill  
All other Manitoba ports - Tous autres ports du Manitoba

List of Canadian Ports - Continued

Liste des ports canadiens - suite

British Columbia - Colombie-Britannique

Alert Bay  
Bamberton  
Beaver cove  
Beecher Bay  
Bella Coola (S. Bentinck Arm)  
Blind Bay  
Blubber Bay  
Britannia Beach  
Broughton Strait (Mitchell Bay, Sointula)  
Burrard Inlet (Indian Arm)  
Bute Inlet (Butterfly Bay, Frederick Arm, Orford Bay, Patricia Bay, Stuart Island)  
Campbell River (Duncan Bay)  
Centre Bay  
Chatham Sound (Big Bay, Cassiar, Digby Island, Port Simpson, Skeena River, Tuck Inlet)  
Chemainus  
Courtenay  
Cowichan Bay  
Crofton (Croft Hill)  
Eastcoast Vancouver Island South (Burgoyne Bay, Colwood, Earle Creek, Echo Bay, Echo Cove, Egmont, French Creek, Fulford Harbour, Gabriola Harbour, Ganges Harbour, Georgia Strait, Gibsons Landing, Half Moon Bay, Match Point, Hernondo Island, Hornby Island, Lund, Madeira Park, Malaspina Strait, Mayne Island, Narrows Inlet, North West Bay, Otter Bay, Parksville, Pedder Bay, Pender Harbour, Porpoise Bay, Saanichton, Sand Heads, Saturna Island, Savary Island, Sechelt, Silva Bay, Stillwater, Telegraph Cove, Trail Islands, Treat Creek, Welcome Passage)  
Esquimalt  
Fitz Hugh Sound (Collins Bay, Kemano, Klemtu, Shearwater, Tallheo)  
Fraser River (Agamemnon Channel, Ahousat, Annis Bay, Haney, Langley, Maple Ridge, Pitt Lake)  
Gold River  
Gowland Harbour  
Hecate Strait (Beattie Anchorage, Butedale, Cast Island, Douglas Channel, Hartley Bay, Iceberg Bay, Kitkatla)  
Howe Sound (Anvil Island, Avalon Sort, Bowen Island, Gambier Island, Hopkins Landing, Langdale, Plowden Bay, Watts Point, West Bay)  
Jervis Inlet (Goliath Bay, Lang Bay, Nelson Island, Princess Royal Reach)  
Johnstone Strait (Apple River, Baker Island, Call Inlet, Church House, Cortez Island, Cracroft, Crawford Anchorage, Cutter Creek, D'Arcy Point, Discovery Passage, Forward Harbour, Goletas Channel, Gorge Harbour, Hardwicke Island, Havannah Channel, Hoeya Sound, Johns Point, Kelsey Bay, Lagoon Cove, Lewis Channel, Mansons Landing, McMullen Point, Naka Creek, Nodales Channel, Orange Point, Phillips Arm, Potts Lagoon, Quathiaski, Rankin Cove, Raza Island, Redonda, Refuge Cove, Robson Bight, Shaw Point, Styles Point, Turnbull Cove)  
Kimsquit  
Kitimat  
Knight Inlet (Heydon Bay, Thompson Sound)  
Ladysmith  
Little Espinosa Inlet  
Loughborough Inlet  
Lyaal Harbour  
Marble Bay  
Masset  
Menzies Bay  
Milbanke Sound (Bella Bella, Berry Inlet, Burke Channel, Kwatna Inlet, Minerva Creek, Nekite River, Safety Cove)  
Namu  
Nanaimo (Harmac)  
New Westminster  
North Arm Fraser River (Duck Island)  
Ocean Falls  
Port Alberni  
Port Hardy (Hardy Bay)  
Port Harvey  
Port Nelson  
Port McNeill  
Portland Inlet (Khutzeymateen Inlet, Kincolith, Somerville Bay)  
Powell River  
Prince Rupert  
Quatsino  
Queen Charlotte Strait (Drury Inlet, Shoal Harbour, Wakeman Sound)  
Queen Charlotte Islands (Alliford Bay, Bearskin Bay, Dinan Bay, Dogfish Bay, Heater Harbour, Heath Bay, Huston River, Lina Island, Louise Island, Lyell Island, Naden, Port Clements, Queen Charlotte City, Rennell Sound, Whalen Lake)  
Ragged Inlet  
Rivers Inlet (Dawson Landing, Finn Bay, Goose Bay, Kilbella Bay, Owikeno)  
Roberts Bank  
Rupert Inlet  
Sewell Inlet  
Seymour Inlet  
Shannon Bay  
Siwash  
Skidegate  
Smith Inlet  
Sooke  
South Bay  
Squamish  
Stewart  
Tasu  
Tahsis  
Teakerne Arm  
Texada  
Toba Inlet

**List of Canadian Ports - Concluded**

Liste des ports canadiens - fin

**British Columbia - Concluded - Colombie-Britannique - fin**

Twin Creeks

Ucluelet

Vananda

Vancouver (Port Moody, North Arm, Ioco, Burnaby, English Bay, False Creek, Dollarton)

Victoria

Watson Island

Westcoast Vancouver Island North (Allison Harbour, Boughey Bay, Bull Harbour, Chamiss Bay, Easy Inlet, Head Bay, Holberg, Jeune Landing, Kashutl Inlet, Kyuquot, McCurdy Creek, Tsowwin River, Winter Harbour)

Westcoast Vancouver Island South (Bamfield, Barr Creek, Bedingfield Bay, Conuma River, Esperanza, Green Cove, Hecate Bay, Jordan River, Kildonan, Mooyah Bay, Moyeha Bay, Nootka Sound, Snug Basin, Stewardson Inlet, Toquart Bay)

Zeballos

**Northwest Territories - Territoires du Nord-Ouest**

Frobisher Bay

All other Northwest Territories ports - Tous les autres ports des Territoires du Nord-Ouest

APPENDIX V

**LIST OF COMMODITIES**

Live animals

Cattle  
Live animals, n.e.s.

Food, Feed, Beverages and Tobacco

**Meat and Meat Preparations**

Meat, fresh, chilled or frozen  
Meat, cured  
Meat and meat preparations, n.e.s.

**Fish and Marine Animals**

Fish, fresh, chilled or frozen  
Fish, smoked, salted, dried or pickled  
Fish, canned  
Lobster  
Shell fish, n.e.s., meat of marine animals,  
and other fishery foods and feeds

**Dairy Produce, Eggs and Honey**

Butter  
Cheese  
Milk powder  
Dairy produce, n.e.s., eggs and honey

**Grain, Flour, Meat and Cereal Preparations**

Barley  
Corn  
Oats  
Rye  
Wheat  
Cereals, unmilled, n.e.s.  
Corn meal and flour  
Corn starch  
Malt and malt flour  
Wheat flour  
Cereals, milled, n.e.s.  
Bakery products (including those frozen)  
Macaroni and cereal products, and farina-  
ceous substances and flour for use as food

APPENDICE V

**LISTE DES MARCHANDISES**

Animaux vivants

Bovins  
Animaux vivants, n.d.a.

Aliments, aliments pour animaux, boissons et  
tabacs

**Viandes et préparations de viande**

Viandes fraîches, refroidies ou congelées  
Viandes salées ou fumées  
Viandes et préparations de viande, n.d.a.

**Poisson et animaux marins**

Poisson frais, refroidi ou congelé  
Poisson fumé, salé, séché ou mariné  
Poisson, en boîtes  
Homard  
Coquillages, n.d.a., viande d'animaux marins, et  
autres aliments de poisson et aliments de pois-  
son pour animaux

**Produits laitiers, oeufs et miel**

Beurre  
Fromage  
Lait en poudre  
Produits laitiers, n.d.a., oeufs et miel

**Céréales, farine, et préparations de céréales**

Orge  
Maïs  
Avoine  
Seigle  
Blé  
Céréales, non moulues, n.d.a.  
Semoule et farine de maïs  
Fécule de maïs  
Malt et farine de malt  
Farine de blé  
Céréales moulues, n.d.a.  
Produits de boulangerie (y compris produits con-  
gelés)  
Pâtes alimentaires et produits céréaliers, sub-  
stances farineuses et farine utilisées comme  
aliments



LIST OF COMMODITIES - Continued

Food, Feed, Beverages and Tobacco -  
Continued

**Fruits and Fruit Preparations**

Apples (including crab-apples)  
Bananas and plantains  
Fresh or chilled fruits and berries, n.e.s.  
Frozen fruits and berries  
Dried and dehydrated fruits  
Fruit juices, unfermented, not concentrated,  
and fruit juice concentrates  
Fruit pulp and purée (not canned)  
Fruits, preserved, not canned, n.e.s.  
Fruits and preparations, canned (excluding  
infant foods)

**Nuts, Except Oil Nuts**

Peanuts, roasted or otherwise prepared  
Nuts, except oil nuts, n.e.s.

**Vegetables and Vegetable Preparations**

Potatoes  
Vegetables, fresh or chilled, n.e.s.  
Vegetables, frozen  
Vegetables, dried  
Vegetables and vegetable preparations,  
n.e.s.

**Sugar and Sugar Preparations**

Raw sugar  
Sugar, n.e.s.  
Molasses, crude  
Molasses, refined  
Syrup  
Sugar preparations (including confectionery)

**Cocoa, Coffee, Tea and Spices**

Cocoa and chocolate  
Coffee  
Tea  
Spices  
Vinegar

**Margarine, Shortening and Lard**

Margarine and similar products  
Shortening  
Lard

**Miscellaneous Foods, Food Materials and Food  
Preparations**

Sausage skins or casings  
Miscellaneous foods, food materials and food  
preparations, n.e.s.

LISTE DE MARCHANDISES - suite

Aliments, aliments pour animaux, boissons et  
tabacs - suite

**Fruits et préparations de fruits**

Pommes (y compris pommettes)  
Bananes et bananes des Antilles  
Baies et fruits frais ou refroidis, n.d.a.  
Baies et fruits congelés  
Fruits séchés ou déshydratés  
Jus de fruits, non fermentés, non concentrés et  
concentrés de jus de fruits  
Pulpe et purée de fruits (non en boîtes)  
Fruits, conservés, mais non en boîtes, n.d.a.  
Fruits et préparations, en boîtes (sauf aliments  
pour bébés)

**Noix, sauf noix oléagineuses**

Cacahuètes, grillées ou autrement préparées  
Noix, sauf noix oléagineuses, n.d.a.

**Légumes et préparations de légumes**

Pommes de terre  
Légumes, frais ou refroidis, n.d.a.  
Légumes, congelés  
Légumes, séchés  
Légumes et préparations de légumes, n.d.a.

**Sucre et préparations à base de sucre**

Sucre brut  
Sucre, n.d.a.  
Mélasse, brute  
Mélasse, raffinée  
Sirop  
Préparations à base de sucre (y compris con-  
fiserie)

**Cacao, café, thé et épices**

Cacao et chocolat  
Café  
Thé  
Épices  
Vinaigre

**Margarine, shortening et saindoux**

Margarine et produits semblables  
Shortening  
Saindoux

**Aliments divers, matières nutritives et prépara-  
tions alimentaires**

Enveloppes et boyaux à saucisses  
Aliments divers, matières nutritives et prépara-  
tions alimentaires, n.d.a.

LIST OF COMMODITIES - Continued

Food, Feed, Beverages and Tobacco -  
Concluded

**Fodder and Feed, Except Unmilled Cereals**

Hay, forage and straw  
Hulls, screenings, chaff and scourings  
Wheat bran, shorts and middlings  
Ground cereals and by-products, n.e.s.  
Cottonseed oil meal and cake  
Soyabean oil meal and cake  
Oil seed meals and cake, n.e.s.

Brewers' and distillers' grains and solubles  
Feeds of vegetable origin, n.e.s.  
Feeds of animal origin  
Concentrated and complete feeds

**Beverages**

Non-alcoholic beverages  
Ale, beer, stout and porter  
Wines  
Fermented alcoholic beverages, n.e.s.  
Distilled alcoholic beverages

**Tobacco**

Cigarettes  
Tobacco, n.e.s.

**Crude Materials, Inedible**

**Crude Animal Products, Inedible (Except  
Fibres)**

Raw hides and skins and undressed fur skins  
Crude animal products, inedible (except  
fibres), n.e.s.

**Crude Vegetable Products, Inedible (Except  
Tobacco, Fibres and Wood)**

Seeds for sowing, n.e.s.  
Flaxseed  
Mustard seed  
Rapeseed  
Soya beans  
Oil seeds, oil nuts and oil kernels, n.e.s.  
Nursery and greenhouse stock and related  
materials  
Rubber and allied gums, natural, and natu-  
ral gums and resins  
Crude vegetable products, inedible (except  
tobacco, fibres and wood), n.e.s.

LISTE DES MARCHANDISES - suite

Aliments, aliments pour animaux, boissons et  
tabacs - fin

**Fourrage et aliments pour animaux, sauf céréales  
non moulues**

Foin, fourrages et paille  
Écalures, criblures, rebut et impuretés  
Son, remoulage et issues de blé  
Céréales moulues et sous-produits, n.d.a.  
Tourteau et farine de graine de coton  
Tourteau et farine de graine de soya  
Tourteau et farine de graines oléagineuses,  
n.d.a.  
Grains et solubles de brasserie et de distillerie  
Aliments pour animaux d'origine végétale, n.d.a.  
Aliments pour animaux d'origine animale  
Aliments pour animaux concentrés et complets

**Boissons**

Boissons non alcooliques  
Ale, bière, porter et stout  
Vins  
Boissons alcooliques fermentées, n.d.a.  
Boissons alcooliques distillées

**Tabacs**

Cigarettes  
Tabacs n.d.a.

**Matières brutes, non comestibles**

**Produits bruts d'origine animale, non comesti-  
bles (sauf fibres)**

Peaux et cuirs bruts et pelleteries non apprêtées  
Produits bruts d'origine animale, non comestibles  
(sauf fibres), n.d.a.

**Produits bruts d'origine végétale, non comesti-  
bles (sauf tabacs, fibres et bois)**

Graine de semence, n.d.a.  
Graine de lin  
Graine de moutarde  
Graine de colza  
Fèves de soya  
Graines, noix et amandes oléagineuses, n.d.a.  
Produits de pépinière et de culture de serre et  
matières connexes  
Caoutchouc et gommés semblables, naturels et  
gommés et résines naturelles  
Produits bruts d'origine végétale, non comesti-  
bles (sauf tabacs, fibres et bois), n.d.a.

LIST OF COMMODITIES - Continued

Crude Materials, Inedible - Continued

**Crude Wood Materials**

Logs  
Bolts and round timber  
Pulpwood  
Crude wood materials, n.e.s.

**Textile and Related Fibres (Including Waste)**

Wool and fine animal hair suitable for spinning  
Textile and related fibres (including waste), n.e.s.

**Metallic Ores, Concentrates, Scrap Metals and By-products (Alternative Classification)**

Alumina and bauxite ore  
Copper ore and concentrates and matte and precipitates  
Iron ore, crude, and concentrates, calcined, roasted or treated  
Lead ore and concentrates  
Manganese ore  
Nickel-copper ore, nickel-copper matte or speiss, and nickel concentrates  
Titanium ore  
Zinc ore and concentrates  
Ores, concentrates and precipitates, n.e.s.  
Iron and steel scrap  
Non-ferrous and precious metal scrap  
Slags, drosses and other by-products

**Coal, Crude Petroleum and Related Crude Products**

Coal, bituminous, sub-bituminous, and lignite  
Coal, n.e.s.  
Crude petroleum, petroleum tops and natural gasoline  
Natural gas and other crude bituminous substances

**Crude Non-metallic Minerals (Except Coal and Petroleum)**

Asbestos, unmanufactured, crude and fibre  
Bentonite  
China clay  
Dolomite  
Clay and other crude refractory materials, n.e.s.  
Sand and gravel  
Limestone

LISTE DES MARCHANDISES - suite

Matières brutes, non comestibles - suite

**Matières en bois brut**

Billes  
Billots et bois ronds  
Bois à pâte  
Matières en bois brut, n.d.a.

**Textiles et fibres connexes (y compris déchets)**

Laine et poil fin d'animal pouvant être filés  
Textiles et fibres connexes (y compris déchets), n.d.a.

**Minerais de métaux, concentrés, déchets et métaux et sous-produits (1<sup>ère</sup> possibilité de classification)**

Alumine et minerai de bauxite  
Minerai, concentrés, matte et précipités de cuivre  
Minerai de fer brut et concentrés calcinés, grillés ou traités  
Minerai et concentrés de plomb  
Minerai de manganèse  
Minerai de nickel et de cuivre, matte ou speiss de nickel et de cuivre et concentrés de nickel  
Minerai de titane  
Minerai et concentrés de zinc  
Minerais, concentrés et précipités, n.d.a.  
Déchets de fer et d'acier  
Déchets de métaux non ferreux et précieux  
Scories, crasses et autres sous-produits

**Charbon, pétrole brut et produits bruts connexes**

Charbon bitumineux, sous-bitumineux et lignite  
Charbon, n.d.a.  
Pétrole brut, produits de tête et essence naturelle  
Gaz naturel et autres substances bitumineuses brutes

**Minéraux brut non métallique (sauf charbon et pétrole)**

Amiante, non fabriqué, brut et en fibres  
Bentonite  
Kaolin  
Dolomite  
Argile et autres matières réfractaires brutes, n.d.a.  
Sable et gravier  
Pierre à chaux

LIST OF COMMODITIES - Continued

Crude Materials, Inedible - Concluded

**Crude Non-metallic Minerals (Except Coal and Petroleum) - Concluded**

Crushed stone, (including stone refuse, excluding limestone flux and crushed limestone)  
Stone, crude, n.e.s.  
Water and ice  
Barytes, natural  
Fluorspar  
Gypsum  
Phosphate rock  
Salt  
Sulphur in ores, crude and refined (excluding pharmaceutical grade)  
Crude non-metallic minerals (except coal and petroleum), n.e.s.

**Waste and Scrap Materials, n.e.s.**

Cotton and textile rags and waste  
Hogged fuel (wood)  
Waste and scrap materials, n.e.s.

Fabricated Materials, Inedible

**Leather**

Leather  
Furs, dressed  
Rubber fabricated materials

**Wood Fabricated Materials**

Lumber and timber  
Flooring  
Railway ties  
Shingles and shakes  
Lath of wood  
Other sawmill products, n.e.s.  
Veneer, plywood and wood building boards  
Cooperage stock and box, crate and package shooK  
Wood fabricated materials, n.e.s.

**Pulp**

Pulp

**Paper and Paperboard**

Newsprint paper  
Paper, n.e.s.  
Paperboard

LISTE DES MARCHANDISES - suite

Matières brutes, non comestibles - fin

**Minéraux bruts non métalliques (sauf charbon et pétrole) - fin**

Pierre concassée, (y compris rebuts de pierre, non compris castine et pierre à chaux concassée)  
Pierre brute, n.d.a.  
Eau et glace  
Barytine, naturelle  
Fluorine  
Gypse  
Roche phosphatée  
Sel  
Soufre dans les minerais, brut ou raffiné (sauf qualité pharmaceutique)  
Minéraux bruts non métalliques (sauf charbon et pétrole), n.d.a.

**Matières de rebut et déchets, n.d.a.**

Chiffons et déchets de textile et de coton  
Bois débité en copeaux (combustible)  
Matières de rebut et de déchet, n.d.a.

Matières travaillées, non comestibles

**Cuir**

Cuir  
Fourrures apprêtées  
Demi-produits en caoutchouc

**Demi-produits en bois**

Bois d'oeuvre et bois de construction  
Revêtements de parquetage  
Traverses de voie ferrée  
Bardeaux et bardeaux fendus  
Lattes de bois  
Autres sciages, n.d.a.  
Placage, contreplaqué et planches de construction  
Demi-produits de tonnellerie et planchages à boîtes, cageots et emballages  
Demi-produits en bois, n.d.a.

**Pâte**

Pâte

**Papier et carton**

Papier journal  
Papier, n.d.a.  
Carton



LIST OF COMMODITIES - Continued

Fabricated Materials, Inedible - Continued

**Paper and Paperboard** - Concluded

Building paper and building board (excluding wood, plastic and gypsum board)  
Wet machine board and converted paper

**Textile Fabricated Materials**

Cordage, twine and rope (excluding braided cords and threads)  
Jute broad woven fabrics  
Textile fabricated materials, n.e.s.

**Oils, Fats, Waxes, Extracts and Derivatives, Animal and Vegetable**

Animal oils and fats (excluding marine)  
Fish and marine animal oils  
Soyabean oil  
Vegetable oils and fats (excluding essential oils), n.e.s.  
Oils, fats, waxes, extracts and derivatives, animal and vegetable, n.e.s.

**Chemical and Related Products**

Sulphuric acid (including oleum)  
Metallic salts and peroxysalts, of inorganic acids  
Inorganic chemicals, n.e.s.  
Glycol  
Organic chemicals, n.e.s.  
Explosives, fuses and caps  
Muriate of potassium (Potash)  
Fertilizers and fertilizer materials, n.e.s.  
Agricultural chemicals, formulated (crop and seed treatments and herbicides); other insecticides and rodenticides; and adhesives  
Synthetic rubber (including rubber compounds and reclaimed rubber)  
Plastic materials, not shaped, and plastic basic shapes and forms  
Dyestuffs (excluding dyeing extracts); pigments, lakes and toners (excluding those in chemicals); and paints and related products  
Chemical specialties, industrial, n.e.s.

**Petroleum and Coal Products**

Gasoline  
Fuel oil  
Lubricating oils and greases  
Coke of petroleum and coal  
Asphalts and road oils  
Coal tar and coal pitch  
Petroleum and coal products, n.e.s.

LISTE DES MARCHANDISES - suite

Matières travaillées, non comestibles - suite

**Papier et carton** - fin

Plaques de construction, papier et carton (sauf planches en bois, en plastique ou en gypse)  
Carton en pâte pressé et papier transformé

**Ouvrages en matières textiles**

Cordage, ficelle et corde (sauf cordes tressées et fils)  
Tissus de jute larges  
Ouvrages en matières textiles, n.d.a.

**Huiles, matières grasses, cires, extraits et dérivés d'origine animale et végétale**

Huiles et matières grasses d'origine animal (sauf marine)  
Huiles de poissons et d'animaux marins  
Huile de soya  
Huiles et matières grasses végétales (sauf huiles essentielles), n.d.a.  
Huiles, matières grasses, cires, extraits et dérivés d'origine animale et végétale, n.d.a.

**Produits chimiques et produits connexes**

Acide sulfurique (y compris oleum)  
Sels métalliques et persels d'acides inorganiques  
Produits chimiques inorganiques, n.d.a.  
Glycol  
Produits chimiques organiques, n.d.a.  
Explosifs, mèches et amorces  
Muriate de potassium (potasse)  
Engrais et matières fertilisantes, n.d.a.  
Produits chimiques agricoles, formulés (produits pour cultures et semences et herbicides); autres insecticides et rodenticides; et adhésifs  
Caoutchouc synthétique (y compris composés de caoutchouc et caoutchouc régénéré)  
Matières plastiques non façonnées et formes élémentaires de matières plastiques  
Matières colorantes (sauf extraits colorants); pigments, laques et tonifiants (sauf ceux des produits chimiques); et peintures et produits connexes  
Produits chimiques industriels, spéciaux, n.d.a.

**Dérivés du pétrole et du charbon**

Essence  
Mazout  
Graisses et huiles lubrifiantes  
Coke de pétrole et de charbon  
Asphalte et bitume liquide  
Goudron et brai de houille  
Dérivés du pétrole et du charbon, n.d.a.



LIST OF COMMODITIES - Continued

Fabricated Materials Inedible - Concluded

**Iron and Steel and Alloys**

Ferro-alloys  
Pig iron  
Primary iron and steel, n.e.s.  
Castings and forgings (excluding pipes and fittings)  
Bars and rods, steel  
Plate, sheet and strip, steel  
Structural shapes and sheet piling  
Rails and railway track material  
Pipes and tubes, iron and steel (excluding fittings and finished electrical conduit and tubing)  
Wire (including wire rope)

**Non-ferrous Metals**

Aluminum (including alloys)  
Copper and alloys  
Lead and alloys  
Nickel and alloys  
Zinc and alloys  
Non-ferrous metals, n.e.s.

**Metal Fabricated Basic Products**

Metal fabricated basic products

**Non-metallic Mineral Basic Products**

Building brick, clay  
Drain tiles, sewer pipes and fittings  
Bricks, tiles (clay) and refractories, n.e.s.  
Glass basic products  
Asbestos and asbestos-cement basic products  
Cement  
Cement and concrete basic products, n.e.s.  
Lime  
Non-metallic mineral basic products, n.e.s.

**Miscellaneous Fabricated Materials**

Miscellaneous fabricated materials

End Products, Inedible

**Machinery**

Tractors  
Machinery, n.e.s.

LISTE DES MARCHANDISES - suite

Matières travaillées, non comestibles - fin

**Fer et acier alliages**

Ferro-alliages  
Fonte brute  
Acier et fer primaire, n.d.a.  
Pièces moulées et forgées (sauf tuyaux et raccords)  
Barres et tiges en acier  
Tôle, feuilles et feuillards en acier  
Profilés de construction et palplanches  
Rails et matériaux de voie ferrée  
Tuyaux et tubes en fer et en acier (sauf les raccords, les tubes et les conduits électriques finis)  
Fil métallique (y compris cordage)

**Métaux non ferreux**

Aluminium (y compris alliages)  
Cuivre et alliages  
Plomb et alliages  
Nickel et alliages  
Zinc et alliages  
Métaux non ferreux, n.d.a.

**Ouvrages de base en métal**

Ouvrages de base en métal

**Produits minéraux non métalliques de base**

Briques à bâtir en argile  
Tuiles de drainage, tuyaux d'égouts et raccords  
Briques, tuiles (argile) et matières réfractaires, n.d.a.  
Ouvrages de base en verre  
Produits de base en amiante et en amiante-ciment  
Ciment  
Produits de base en ciment et en béton, n.d.a.  
Chaux  
Produits minéraux non métalliques de base, n.d.a.

**Divers ouvrages**

Divers ouvrages

Produits terminaux, non comestibles

**Machinerie**

Tracteurs  
Machinerie, n.d.a.

LIST OF COMMODITIES - Concluded

LISTE DES MARCHANDISES - fin

End Products, Inedible - Concluded

Produits terminaux, non comestibles - fin

**Transportation and Communication Equipment**

**Matériel de transport et de communications**

Railway rolling stock  
Passenger automobiles and chassis  
Buses and chassis  
Trucks, truck chassis and truck tractors,  
commercial  
Motor vehicle engines, accessories, parts  
and assemblies  
Road motor vehicles, n.e.s.  
Ships and boats; aircraft; and miscellaneous  
vehicles (including parts and accessories)  
Rubber tires and tubes

Matériel roulant de chemin de fer  
Voitures particulières et châssis  
Autobus et châssis  
Camions, châssis de camion et tracteurs, commer-  
ciaux  
Moteurs, accessoires, pièces et pièces assemblées  
pour véhicules automobiles  
Véhicules automobiles pour routes, n.d.a.  
Navires et bateaux; avions; et divers véhicules  
(y compris pièces et accessoires)  
Pneus et chambres à air en caoutchouc

**Equipment**

**Matériel**

Equipment

Matériel

**Personal and Household Goods**

**Articles de soins personnels et articles ména-  
gers**

Personal and household goods

Articles de soins personnels et articles de  
ménage

**Miscellaneous**

**Divers**

Firearms, weapons and ammunition  
Containers and closures  
Miscellaneous end products, inedible, n.e.s.

Armes à feu, armes et munitions  
Conteneurs et fermetures  
Divers produits terminaux non comestibles,  
n.d.a.  
Marchandises diverses  
Fret conteneurisé

General cargo  
Containerized freight

## SELECTED PUBLICATIONS

Publications issued by the Transportation and Communications Division dealing with Water Transport.

### Catalogue

- 54-003 Service Bulletin - Water Transport, O., Bil.
- 54-004 International Vessel Traffic Statistics, Q., Bil.
- 54-005 Coastwise Shipping Statistics, Q., Bil.
- 54-205 Water Transportation, A., Bil.
- 54-209 International Vessel Traffic Statistics, A., Bil.
- 54-210 Coastwise Shipping Statistics, A., Bil.

A. - Annual O. - Occasional Bil. - Bilingual  
Q. - Quarterly

In addition to the selected publications listed above, Statistics Canada publishes a wide range of statistical reports on Canadian economic and social affairs. The 1981 Statistics Canada Catalogue includes current catalogue-numbered publications available as of January 1, 1981. The catalogue also lists all additions, deletions and changes that have occurred since January 1, 1980 and includes a title/subject index.

Single copies of the catalogue or sets (one English and one French copy) are available at no charge. There is, however, a charge of \$5 for each additional copy or set. Copies of the catalogue are available from User Services Division, Statistics Canada, Ottawa, K1A 0T6, or from any of the Statistics Canada Regional reference centres.

## CHOIX DE PUBLICATION

Publication de la Division des transports et communications sur le transport par eau.


### Catalogue

- 54-003 Transport par eau - Bulletin de service, H.S., Bil.
- 54-004 Statistiques du trafic maritime international, T., Bil.
- 54-005 Statistiques du cabotage, T., Bil.
- 54-205 Le transport par eau, A., Bil.
- 54-209 Statistiques du trafic maritime international, A., Bil.
- 54-210 Statistiques du cabotage, A., Bil.

A. - Annuel H.S. - Hors série Bil. - Bilingue  
T. - Trimestriel

En plus des publications énumérées ci-dessus, Statistique Canada publie un large éventail de rapports statistiques dans les domaines de l'économie et des affaires sociales au Canada. L'édition 1981 du Catalogue de Statistique Canada énumère toutes les publications courantes, dotées d'un numéro, disponibles de l'organisme au 1<sup>er</sup> janvier 1981. Y figurent également les ajouts, les retraits et les modifications effectués depuis le 1<sup>er</sup> janvier 1980 de même qu'un index titre/matières.

On peut obtenir un exemplaire ou un jeu anglais/français gratuitement. Toutefois, toute copie supplémentaire (un exemplaire ou un jeu) coûte \$5. On peut se procurer le Catalogue en s'adressant à la Division de l'assistance-utilisateurs, Statistique Canada, Ottawa, K1A 0T6, ou aux centres de renseignements locaux.







STATISTICS CANADA LIBRARY  
BIBLIOTHÈQUE STATISTIQUE CANADA



1010701866