

C3

Coastwise shipping statistics

Statistiques du cabotage

Fourth quarter 1981

Quatrième trimestre 1981



Data in Many Forms...

Statistics Canada disseminates data in a variety of forms. In addition to publications, both standard and special tabulations are offered on computer print-outs, microfiche and microfilm, and magnetic tapes. Maps and other geographic reference materials are available for some types of data. Direct access to aggregated information is possible through CANSIM, Statistics Canada's machine-readable data base and retrieval system.

How to Obtain More Information

Inquiries about this publication and related statistics or services should be directed to:

Surface and Marine Transport Section,
Transportation and Communications Division,

Statistics Canada, Ottawa, K1A 0V1 (Telephone: 996-9274) or to the Statistics Canada reference centre in:

St. John's (772-4073)	Winnipeg (949-4020)
Halifax (426-5331)	Regina (359-5405)
Montréal (283-5725)	Edmonton (420-3027)
Ottawa (992-4734)	Vancouver (666-3691)
Toronto (966-6586)	

Toll-free access is provided in all provinces and territories, for users who reside outside the local dialing area of any of the regional reference centres.

Newfoundland and Labrador	Zénith 0-7037
Nova Scotia, New Brunswick and Prince Edward Island	1-800-565-7192
Quebec	1-800-361-2831
Ontario	1-800-268-1151
Manitoba	1-800-282-8006
Saskatchewan	1(112)800-282-8006
Alberta	1-800-222-6400
British Columbia (South and Central)	112-800-663-1551
Yukon and Northern B.C. (area served by Northwest Telephone Co.)	Zénith 0-8913
Northwest Territories (area served by Northwest Telephone Co.)	Zénith 2-2015

How to Order Publications

This and other Statistics Canada publications may be purchased from local authorized agents and other community bookstores, through the local Statistics Canada offices, or by mail order to Publication Sales and Services, Statistics Canada, Ottawa, K1A 0V7.

Des données sous plusieurs formes...

Statistique Canada diffuse les données sous formes diverses. Outre les publications, des totalisations habituelles et spéciales sont offertes sur imprimés d'ordinateur, sur microfiches et microfilms et sur bandes magnétiques. Des cartes et d'autres documents de référence géographiques sont disponibles pour certaines sortes de données. L'accès direct à des données agrégées est possible par le truchement de CANSIM, la base de données ordi-nolinguée et le système d'extraction de Statistique Canada.

Comment obtenir d'autres renseignements

Toutes demandes de renseignements au sujet de cette publication ou de statistiques et services connexes doivent être adressées à:

Section des transports de surface et maritimes,
Division des transports et des communications,

Statistique Canada, Ottawa, K1A 0V1 (téléphone: 996-9274) ou au centre de consultation de Statistique Canada à:

St. John's (772-4073)	Winnipeg (949-4020)
Halifax (426-5331)	Regina (359-5405)
Montréal (283-5725)	Edmonton (420-3027)
Ottawa (992-4734)	Vancouver (666-3691)
Toronto (966-6586)	

Un service de communication sans frais est offert, dans toutes les provinces et dans les territoires, aux utilisateurs qui habitent à l'extérieur des zones de communication locale des centres régionaux de consultation.

Terre-Neuve et Labrador	Zénith 0-7037
Nouvelle-Écosse, Nouveau-Brunswick et Île-du-Prince-Édouard	1-800-565-7192
Québec	1-800-361-2831
Ontario	1-800-268-1151
Manitoba	1-800-282-8006
Saskatchewan	1(112)800-282-8006
Alberta	1-800-222-6400
Colombie-Britannique (sud et centrale)	112-800-663-1551
Yukon et nord de la C.-B. (territoire desservi par la Northwest Telephone Co.)	Zénith 0-8913
Territoires du Nord-Ouest (territoire desservi par la Northwest Telephone Co.)	Zénith 2-2015

Comment commander les publications

On peut se procurer cette publication et les autres publications de Statistique Canada auprès des agents autorisés et des autres librairies locales, par l'entremise des bureaux locaux de Statistique Canada, ou en écrivant à la Section des ventes et de la distribution des publications, Statistique Canada, Ottawa, K1A 0V7.

Statistics Canada
Transportation and Communications
Division
Surface and Marine Transport
Section

Coastwise shipping statistics

Fourth quarter 1981

Published under the authority of
the Minister of Supply and
Services Canada

Statistics Canada should be credited when
reproducing or quoting any part of this document

© Minister of Supply
and Services Canada 1982

October 1982
5-3510-504

Price: Canada, \$6.00, \$24.00 a year
Other Countries, \$7.20, \$28.80 a year

Catalogue 54-005, Vol. 1, No. 4

ISSN 0228-4405

Ottawa

Statistique Canada
Division des transports et des
communications
Section des transports de
surface et maritimes

Statistiques du cabotage

Quatrième trimestre 1981

Publication autorisée par
le ministre des Approvisionnements et
Services Canada

Reproduction ou citation autorisée sous réserve
d'indication de la source: Statistique Canada

© Ministre des Approvisionnements
et Services Canada 1982

Octobre 1982
5-3510-504

Prix: Canada, \$6.00, \$24.00 par année
Autres pays, \$7.20, \$28.80 par année

Catalogue 54-005, vol. 1, n° 4

ISSN 0228-4405

Ottawa

SYMBOLS

The following standard symbols are used in Statistics Canada publications:

- .. figures not available.
- ... figures not appropriate or not applicable.
- nil or zero.
- amount too small to be expressed.
- P preliminary figures.
- r revised figures.
- x confidential to meet secrecy requirements of the Statistics Act.

SIGNES CONVENTIONNELS

Les signes conventionnels suivants sont employés uniformément dans les publications de Statistique Canada:

- .. nombres indisponibles.
- ... n'ayant pas lieu de figurer.
- néant ou zéro.
- nombres infimes.
- P nombres provisoires.
- r nombres rectifiés.
- x confidentiel en vertu des dispositions de la Loi sur la statistique relatives au secret.

TABLE OF CONTENTS

	Page
Introduction	v
Background	vi
Survey Objectives	vi
Survey Concepts	vi
Survey Universe	viii
Survey Methodology	viii
Reliability and Limitations of the Data	ix
Analysis	xi
 Chart	
1. Cargo Tonnes Handled at Canadian Ports in Coastwise Shipping, by Province	xiv
2. Number of Ballast and Cargo Vessel Movements at Canadian Ports, in Coastwise Shipping, by Province	xv
 Table	
1. Commodities Loaded and Unloaded at Canadian Ports in Coastwise Shipping, by Port	1
2. Cargoes Loaded at Canadian Ports in Coastwise Shipping, by Commodity and Geographic Area	35
3. Cargoes Unloaded at Canadian Ports in Coastwise Shipping, by Commodity and Geographic Area	39
4. Origin and Destination of Cargoes Handled in Coastwise Shipping, by Selected Canadian Ports	43
5. Origin and Destination of Selected Commodities Unloaded in Coastwise Shipping, by Port	101
6. Tonnage of Cargoes Handled at Canadian Ports in Coastwise Shipping, by Province of Loading and Unloading	125

TABLE DES MATIÈRES

	Page
Introduction	v
Historique	vi
Objectifs de l'enquête	vi
Concepts de l'enquête	vi
Univers de l'enquête	viii
Méthodologie de l'enquête	viii
Fiabilité et limites des données	ix
Analyse	xi
 Graphique	
1. Tonnes de cargaison manutentionnées aux ports canadiens, en navigation côtière, par province	xiv
2. Nombre de mouvements de navires sur lest et avec cargo aux ports canadiens, en navigation côtière, par province	xv
 Tableau	
1. Marchandises chargées et déchargées dans les ports canadiens au titre du cabotage, selon le port	1
2. Marchandises chargées aux ports canadiens en cabotage national, par marchandise et région géographique	35
3. Marchandises déchargées aux ports canadiens en cabotage national, par marchandise et région géographique	39
4. Origine et destinations des marchandises manutentionnées en cabotage national, selon certains ports canadiens	43
5. Origine et destination de certaines marchandises déchargées, en cabotage national, par port	101
6. Tonnage des marchandises manutentionnées dans les ports canadiens au titre du cabotage, selon la province de chargement et de déchargement	125

TABLE OF CONTENTS - Concluded

Table	Page
7. Tonnage of Cargoes Handled at Canadian Ports in Coastwise Shipping, by Province of Loading and Unloading, Year to Date	127
8. Number and Registered Net Tonnage of Vessels Arriving at and Departing from Canadian Ports in Coastwise Shipping, by Port and Type of Movement	128
9. Vessels Departed from Canadian Ports, in Coastwise Shipping, by Province, Rig and Size Range	151
10. Number and Registered Net Tonnage of Tugs Departing from Canadian Ports in Coastwise Shipping, by Port	153
11. Number and Registered Net Tonnage of Vessels, and Tonnage of Cargoes Loaded and Unloaded in Coastwise Shipping for Vessels of Foreign Registry, by Country of Registry and Canadian Region	155
12. Number and Registered Net Tonnage of Vessels, and Tonnage of Cargoes Loaded and Unloaded in Coastwise Shipping for Vessels of Foreign Registry, by Country of Registry and Canadian Region, Year to Date	157
 Appendix	
I. S.1 Domestic Shipping Report	159
II. S.3 Shipping Report	163
III. S.4 Towboat and Ferry Operators Shipping Report	165
IV. List of Canadian Ports	169
V. List of Commodities	173
Publications Issued by the Transportation and Communications Division Dealing with Water Transport	181

TABLE DES MATIÈRES - fin

Tableau	Page
7. Tonnage des marchandises manutentionnées dans les ports canadiens au titre du cabotage, selon la province de chargement et de déchargement, cumulatif	127
8. Nombre et jauge nette enregistrée des navires à destination et en provenance de ports canadiens au titre du cabotage, selon le port et le genre de mouvement	128
9. Navires en provenance de ports canadiens, en cabotage national, par province, suivant le grément et la dimension	151
10. Nombre et jauge nette enregistrée des remorqueurs en provenance de ports canadiens au titre du cabotage, selon le port	153
11. Nombre et jauge nette enregistrée des navires et tonnage des marchandises chargées et déchargées au titre du cabotage pour les navires battant pavillon étranger, selon le pays d'immatriculation et la région du Canada	155
12. Nombre et jauge nette enregistrée des navires et tonnage des marchandises chargées et déchargées au titre du cabotage pour les navires battant pavillon étranger, selon le pays d'immatriculation et la région du Canada, cumulatif	157
 Appendice	
I. S.1 Rapport sur la navigation en eaux intérieures	161
II. Rapport sur la navigation - Formule S.3	164
III. S.4 Rapport de navigation - Exploitants de remorqueurs et de traversiers	167
IV. Liste des ports canadiens	169
V. Liste des marchandises	177
Publications de la Division des transports et des communications sur le transport par eau	181

INTRODUCTION

This publication presents preliminary statistics on the carriage of goods by the marine mode of transport in Canadian coastal waters, the Great Lakes and the St. Lawrence Seaway. This activity is alternatively described as domestic or coastwise shipping.

The information on coastwise shipping is collected by means of a series of reporting forms. These are completed by agents or operators of vessels and forwarded to Statistics Canada for editing, compilation and processing. These reporting forms are described as "Shipping Reports" and are explained under "Methodology". Shipping reports give details on the port, the vessel and the cargo transported. Information collected on these variables is combined to form the data base for coastwise shipping.

Preliminary figures are published on a quarterly basis in this publication and annual figures are made available in **Coastwise Shipping Statistics** (Catalogue 54-210).

A list of Canadian Ports for which shipping data are available is shown at the end of this publication. British Columbia Ports, n.e.s., have been grouped by geographical areas of operation.

The published list of commodities is based on the Standard Commodity Classification published by Statistics Canada. There are 217 categories of goods identified; non-specific categories such as general cargo and containerized freight are included in this list.

Since the program to collect international data by means of the "Shipping Report" was cancelled in 1978, a new data base was completed from the A6 General Declaration form of Revenue Canada. These data are published in **International Vessel Traffic Statistics** (Catalogue 54-004 quarterly) commencing with the first quarter of 1979 and annually under the same title in Catalogue 54-209.

Other water transportation data are made available on an occasional basis in the **Water Transport Service Bulletin** (Catalogue 54-003). Requests for data requirements which are not covered by these publications should be addressed to the Chief, Surface and Marine Transport Section, Transportation and Communications Division, Statistics Canada, Ottawa, K1A 0V1, (613) 996-9274.

INTRODUCTION

Cette publication présente des statistiques provisoires sur le transport maritime de marchandises dans les eaux côtières canadiennes, les Grands Lacs et la voie maritime du Saint-Laurent. On parle également de cabotage pour désigner la navigation nationale.

Les renseignements sur la navigation nationale sont recueillis au moyen d'une série de formulaires remplies par les agents ou les exploitants de navires et transmises à Statistique Canada en vue du contrôle, du rassemblement et du traitement des données. Une explication du contenu de ces "Rapports sur la navigation" figure à la section "Méthodologie". Les rapports de navigation servent à recueillir des renseignements sur le port, le navire et la cargaison transportée, qui sont alors totalisés pour produire la base de données sur la navigation nationale.

Les chiffres provisoires sont publiés chaque trimestre dans cette publication et les chiffres annuels paraissent dans **Statistiques du cabotage** (n° 54-210 au catalogue).

Une liste des ports canadiens pour lesquels on dispose des données sur la navigation est publiée dans la dernière partie de cette publication. Les ports habituellement désignés sous Ports de la Colombie-Britannique, n.d.a., ont été regroupés par région géographique d'opération.

La liste des marchandises faisant l'objet des statistiques est fondée sur la Classification type des produits publiée par Statistique Canada et comprend 217 catégories de produits identifiés ainsi que des catégories non déterminées comme les cargaisons générales et les marchandises conteneurisées.

Depuis que le programme de collecte de données internationales au moyen du "Rapport sur la navigation" a été annulé en 1978, une nouvelle base de données a été produite à partir de la formule de déclaration générale A6 de Revenu Canada. Ces données paraissent dans la publication trimestrielle **Statistique du trafic maritime international** (n° 54-004 au catalogue), à compter du premier trimestre de 1979 et dans la publication annuelle du même titre (n° 54-209 au catalogue).

D'autres données sur le transport par eau paraissent à l'occasion dans le **Bulletin de Service transport par eau** (n° 54-003 au catalogue). Les demandes de renseignements qui ne figurent pas dans ces publications doivent être adressées au chef de la Section des transports de surface et maritimes, Division des transports et des communications, Statistique Canada, Ottawa, K1A 0V1, (613) 996-9274.

Background

The Transportation and Communications Division of Statistics Canada is responsible for the collection of marine statistics at the national level. Until the survey year 1979, coastwise shipping data were extracted from the S.1 Shipping Report and published in the monthly report, **Shipping Statistics** (Catalogue 54-002). Annual **Shipping Reports, Part III, IV and V** (Catalogue 54-204, 54-206 and 54-207) were published annually until 1978. Although these annual publications were discontinued during the 1978 survey year as a result of the reduction in government expenditures, the data are available on request.

Survey Objectives

The coastwise shipping data base was established to provide basic vessel and cargo data for the use of federal and provincial government departments, shipping firms, consultants, interested associations and businesses concerned with trade, industry and transport and to:

record the pattern of domestic commodity movements;

measure the quantity of domestic cargo handled at Canadian ports;

identify the ports of origin and destination of domestic commodity movements;

assist in transportation studies; and

provide information for the presentation of briefs, submissions and inquiries to regulatory authorities and/or commissions.

Survey Concepts

Vessel

A vessel is classed as being in coastwise shipping when:

it is of Canadian registry, sails between two Canadian ports and loads or unloads no foreign freight; or

it is of foreign registry, but is granted a waiver by the Canadian Transport Commission to engage in coasting service.

Only data relating to those vessels which are engaged in port-to-port transportation of goods have been included; data relating to the intraport movements of goods have been excluded.

Historique

La division du transport et des communications de Statistiques Canada est l'organisme gouvernemental responsable de la cueillette des données sur le transport maritime à l'échelle nationale. Jusqu'à l'année d'enquête 1979, les données étaient recueillies à l'aide du questionnaire S.1 Rapport sur la navigation et elles étaient publiées dans le rapport mensuel, **Statistiques maritimes** (n° 54-002, au catalogue). Les publications annuelles, **Transport maritime parties III, IV et V** (n° 54-204, 54-206 et 54-207, au catalogue) étaient publiées jusqu'à l'année 1978. Même si ces publications annuelles ont cessé de paraître en raison des restrictions budgétaires du gouvernement fédéral, les données peuvent être obtenues sur demande.

Objectifs de l'enquête

La base de données sur la navigation nationale a été constituée afin de fournir des renseignements essentiels aux ministères fédéraux et provinciaux, aux entreprises maritimes, aux conseillers et aux associations et entreprises intéressées au commerce, à l'industrie et aux transports. Voici les autres objectifs poursuivis:

établir un schéma des mouvements nationaux de marchandises;

mesurer le volume des cargaisons nationales manutentionnées dans les ports canadiens;

identifier les ports d'origine et de destination des marchandises nationales;

aider aux études sur le transport; et

fournir des renseignements à l'appui de mémoires, comptes rendus et requêtes adressés aux autorités ou aux commissions investies d'un pouvoir de réglementation.

Concepts de l'enquête

Navires

Entrent dans la catégorie de la navigation nationale:

les navires immatriculés au Canada qui naviguent entre deux ports canadiens sans charger ni décharger de fret étranger; ou

les navires immatriculés à l'étranger qui détiennent une autorisation de cabotage de la Commission canadienne des transports.

Seules les données relatives aux navires transportant des marchandises d'un port à un autre sont présentées ici; on n'a pas tenu compte des données sur les mouvements de marchandises effectués dans le même port.

A vessel is considered arriving or departing "in ballast" if cargo is neither loaded nor unloaded at a port.

Coastwise shipping data are collected for vessels calling at coastal, St. Lawrence River, Great Lakes, Hudson Bay and Arctic Ocean ports. Waters such as Lake Winnipeg and the Mackenzie River are not included.

The "gross registered tonnage" of a vessel is the capacity in cubic feet of the spaces within the hull and of the enclosed spaces above the deck divided by 100.

The "net registered tonnage" of a vessel is the gross registered tonnage less the space, expressed in tons, that is used for the accommodation of personnel, propelling machinery and fuel.

Cargo

The cargo is loaded and unloaded at Canadian ports. Domestic cargoes which are loaded in one navigational season but not discharged until the following season are recorded in the following year's annual report. This is particularly important in the movements of grains.

"General cargo" refers to the commodities which were not specifically identified on the reporting forms. Bulk shipments are not included with general cargo. Bulk shipments usually refer to commodities that are loose or in mass such as all grains, cement, coke, petroleum, liquids carried in tanks, ores and minerals, pig iron, scrap iron and steel, logs, raw sugar and pulpwood.

Commodity weights are shown in metric tonnes (1 000 kg). **Selected commodities** refers to commodities for which the tonnage handled in the previous year was 1 000 000 tonnes or more.

Port

The ports must be located within Canadian geographic limits.

Some ports frequently engage in "lightering" where the cargo is loaded in the harbour rather than at a dock or wharf and the tonnage is included with the port totals.

Un navire est considéré comme entrant ou sortant "sur lest" si des marchandises ne sont ni chargées ni déchargées à un port.

Les données sur la navigation nationale sont recueillies pour les navires qui font escale aux ports côtiers et à ceux du Fleuve Saint-Laurent, des Grands Lacs, de la Baie d'Hudson et de l'océan Arctique. Certaines eaux comme le lac Winnipeg et le Fleuve Mackenzie ne font pas partie du champ de l'enquête.

La "jauge brute au registre" correspond à la capacité en pieds cubes de la coque et de l'espace fermé au-dessus du pont, divisée par 100.

La "jauge nette au registre" d'un navire correspond au nombre de tonnes brutes au registre, moins les quartiers de l'équipage, la salle des machines et les réservoirs de mazout.

Cargaison

Les marchandises sont chargées et déchargées dans les ports canadiens. Les marchandises de cabotage chargées pendant une saison de navigation, mais non déchargées avant la saison suivante, sont prises en compte dans le rapport annuel de l'année suivante. Ce point est très important lorsqu'on étudie le commerce des céréales.

Les "marchandises générales" sont celles qui ne peuvent être identifiées avec précision sur la formule de navigation. Les livraisons en vrac qui ne sont pas des marchandises générales, s'entendent habituellement de marchandises pêle-mêle, sans emballage ni arrimage; en voici des exemples: toutes les céréales, le ciment, le coke, le pétrole, les liquides transportés dans des réservoirs, le minerais et minéraux, la fonte en gueuses, les déchets de fer et d'acier, les billes de bois, le sucre brut et le bois à pâte.

Les quantités sont indiquées en tonnes métriques (1 000 kg). **Marchandises sélectionnées** désignent les marchandises dont le tonnage manutentionné l'année précédente a atteint ou dépassé 1 000 000 tonnes.

Port

Les ports doivent être situés dans les limites géographiques du Canada.

Dans certains ports, les marchandises sont fréquemment embarquées ou débarquées "par allège" plutôt qu'à un dock ou un quai. Le tonnage est alors compris dans le tonnage total du port.

The terms "origin" and "destination" refer to the ports of loading and unloading and not to terminating points of the goods or shipments.

Canadian ports have been grouped into three regions:

Atlantic, Arctic waters, northern Manitoba, northern Ontario, northern Quebec and the Lower St. Lawrence River ports (Montréal and below);

Great Lakes and Upper St. Lawrence River ports (above Montréal); and

Pacific ports.

Selected ports refers to Canadian ports which handled 1 000 000 tonnes or more of cargo the previous year.

Survey Universe

For each vessel entering or leaving a Canadian port in coastwise shipping, a report to record this activity must be completed and filed with Statistics Canada. However, reports are not required for movements of:

cargo vessels under 15 net registered tons;

tugs or other vessels under 15 gross registered tons;

Canadian naval or fishing vessels; and

ballast movements for members of the Council of Marine Carriers who report on the S.4 report.

Survey Methodology

The Reporting Forms

The following shipping reports are used to obtain coastwise shipping statistics:

The S.1 Domestic Shipping Report. This is the principal form used for data collection. Agents or operators of vessels arriving at or departing from Canadian ports complete this report for each vessel within the universe. The S.1 Shipping Report includes vessel information, such as: name, country of registry, net and gross tonnage; and cargo information, such as: commodity description, tonnage and ports where cargoes were loaded and unloaded. These variables constitute the data base for coastwise shipping statistics.

Les termes "origine" et "destination" ne concernent que les ports de chargement et de déchargement et pas nécessairement le point de déchargement final (qui peut être à l'intérieur des terres).

Les ports canadiens ont été groupés en trois régions:

Les ports de l'Atlantique, de l'Arctique, du nord du Manitoba, du nord de l'Ontario, du nord du Québec et du bas Saint-Laurent (le port de Montréal et ceux qui sont situés en aval de celui-ci);

les ports des Grands Lacs et du haut Saint-Laurent (en amont de Montréal); et

les ports du Pacifique.

Ports sélectionnés désignent les ports canadiens où 1 000 000 tonnes ou plus de marchandises ont été manutentionnées l'année précédente.

Univers de l'enquête

Un rapport doit être rempli et envoyé à Statistique Canada pour chaque caboteur qui entre dans un port canadien ou qui le quitte. Sont toutefois dispensés de cette déclaration:

les cargos d'une jauge nette au registre inférieure à 15 tonnes;

les remorqueurs ou autres navires d'une jauge brute au registre inférieure à 15 tonnes;

les navires de la marine canadienne et les bateaux de pêche; et

les mouvements de navire à lège pour les membres du **Council of Marine Carriers** qui complètent une formule S.4.

Méthodologie de l'enquête

Les formules de déclaration

Les rapports suivants sur la navigation servent à recueillir les données sur le cabotage:

La formule, S.1 Rapport sur la navigation en eaux intérieures. Ce rapport est la principale formule utilisée pour la collecte des données. Les agents ou exploitants de navires qui arrivent à un port canadien ou le quittent doivent remplir ce rapport pour chaque navire de l'univers. Le rapport sur la navigation S.1 recueille des renseignements sur le navire tels que le nom, le pays d'immatriculation, la jauge nette et brute et des données sur les marchandises (description de la cargaison, le tonnage et ports d'embarquement et de débarquement). Ces variables constituent la base de données pour la statistique de la navigation nationale.

The S.3 Shipping Report. This report is used for vessels making several calls along a regular route. Each report covers one round-trip voyage. These reports are specifically used for vessel movements along the coast of Newfoundland, or between Newfoundland and the mainland.

The S.4 Towboat and Ferry Operators Shipping Report. This report was implemented January 1st, 1979 and is used by the members of the Council of Marine Carriers on the west coast (operators of tugs, barges, scows and ferries) to report domestic cargo movements on a monthly basis. They are not required to report ballast movements and in the case of a tug-barge/scow unit, only the barge/scow report is required.

Collection

Shipping reports are completed in duplicate and filed with the Collector of Customs at the time of vessel departure. When vessels call at non-customs ports, the shipping reports covering these calls are taken or mailed to the nearest Collector of Customs. The original copies are then mailed daily to Statistics Canada, Ottawa by the customs officials of Revenue Canada.

Processing

Upon receipt, in the Surface and Marine Transport Section of the Transportation and Communications Division, the documents are manually sorted and edited for consistency and reliability of reported data. Selected fields are then coded to facilitate data processing.

The coding and editing procedures involve assignment of numeric codes to all ports and commodities, checking for consistency of information in comparison to previous trends and port activities, the use of reference materials for missing or questionable data and the follow-up of questionable reports by telephone. In this case, either the shipping companies or customs offices involved are contacted.

Reliability and Limitations of the Data

Developments to improve existing shipping reports as a means to collect better coast-wise shipping statistics have begun with the implementation of the S.4 Towboat and Ferry Operators Shipping Report. This report was designed for a specific type of operation and is presently used by the members of the Council of Marine Carriers on the west coast

La formule S.3. Ce rapport est utilisé par les navires qui font plusieurs escales sur leur itinéraire régulier. Chaque rapport vise un voyage aller-retour, plus particulièrement les mouvements le long de la côte de Terre-Neuve ou ceux entre Terre-Neuve et le continent.

La formule S.4 - Exploitants de remorqueurs et de traversiers. Ce rapport a été implanté le 1^{er} janvier 1979. Il est utilisé par les membres du Council of Marine Carriers de la côte ouest (opérateurs de remorqueurs, de chalands, de péniches et de traversiers) pour rapporter mensuellement leur mouvement côtiers de marchandises. Ils ne sont pas obligés de rapporter les mouvements à lège et seul le rapport chaland/péniche est exigé dans le cas d'une unité remorqueur-chaland/péniche.

Collecte

Les rapports sur la navigation sont remplis en double exemplaire et remis au receveur de la douane au moment du départ du navire. Lorsqu'un navire fait escale à un port non douanier, la formule doit être remise ou postée au plus proche receveur de la douane. Chaque jour, les douaniers de Revenu Canada envoient par la poste l'original des rapports à Statistique Canada, Ottawa.

Traitement

Dès réception des documents, la Section des transports de surface et maritimes de la Division des transports et des communications les trient et les vérifient afin d'en déterminer l'uniformité et la fiabilité. Certaines zones du questionnaire sont alors codées afin de faciliter le traitement des données.

Lors du codage et du contrôle des données, on attribue des codes numériques à tous les ports et à toutes les marchandises, on vérifie l'uniformité des renseignements sur les tendances et les activités portuaires par rapport aux déclarations précédentes et l'on utilise des documents de référence lorsqu'il manque des chiffres ou que les données sont douteuses; dans le cas des rapports peu fiables, on effectue un suivi téléphonique en communiquant avec la société de navigation ou le bureau de douane en cause.

Fiabilité et limites des données

Le développement de différents moyens pour améliorer les rapports maritimes actuels pour collecter de meilleures statistiques sur le cabotage a débuté avec l'implémentation de la formule S.4 Exploitants de remorqueurs et traversiers. Cette formule a été conçue pour ce genre d'opération spécifique et est présentement utilisée par les membres du Council of Marine Carriers sur la

(operators of tugs, barges, scows and ferries) to report domestic cargo movements on a monthly basis. They are not required to report ballast movements and in the case of a tug-barge/scow unit, only the barge/scow is required. If the reports' evaluation is satisfactory then the use of this report will be considered for expansion to other carriers in other regions offering these services.

While every effort has been made to remove methodological and clerical errors, the statistics contained in this report should be used with caution and due allowance for their limitations. Although the data are considered representative of coastwise activity, the figures are known to understate shipping activity as well as distort specific commodity figures. Generally, the factors contributing to these problems can be grouped into the following broad categories. (For other related limitations refer to the section on "Concepts".)

Incomplete Coverage

Shipping reports are not submitted for all vessel arrivals and departures at Canadian ports. It is estimated that 10% of all shipping reports are missing principally due to the poor response of particular carriers.

Data on cargo and vessel movements for vessels not in the universe are excluded from this publication. This has a significant impact on shipping activity for such ports as the North Arm Fraser River Harbour where most of the vessels providing marine transportation are of a size which excludes them from the universe.

Distortion in the Data

The term "general cargo" is considered by some respondents to be synonymous with "miscellaneous". Consequently, general cargo figures tend to be inflated and commodity data may be somewhat lower than actual.

Commodity descriptions tend to reflect rate and tariff classifications which may differ from the commodity groupings contained in the Standard Commodity Classification. Some distortions of the data may result from judgement decisions by respondents or editors. In addition, some commodity information and tonnage are reported as aggregated summaries of the cargo and it is therefore difficult to code this type of information to precise commodity groups.

côte ouest (opérateurs de remorqueurs, de chalands, de péniches et de traversiers) pour rapporter mensuellement leur mouvement côtiers de marchandises. Ils ne sont pas obligés de rapporter les mouvements à lège et seul le rapport chaland/péniche est exigé dans le cas d'une unité remorqueur-chaland/péniche. Si les résultats sont satisfaisants alors l'utilisation de ce rapport pourra être éventuellement étendue à d'autres transporteurs qui offrent le même genre de service dans leurs régions.

Même si l'on a tenté par tous les moyens possibles d'éliminer les erreurs de méthodologie et de traitement, l'utilisateur devrait se servir des statistiques contenues dans ce bulletin avec beaucoup de circonspection. Bien qu'en principe les chiffres représentent l'activité dans les ports, on sait qu'en réalité ils la sous-estiment et faussent les données sur certaines marchandises. Dans l'ensemble, les causes de ces problèmes peuvent être groupées dans les catégories ci-dessous. (La rubrique portant sur les "Concepts" de l'enquête explique les autres limites.)

Champ d'observation incomplet

Les rapports sur la navigation ne sont pas remis pour tous les mouvements de navires dans les ports canadiens. On estime qu'il manque 10% des rapports, principalement à cause de la piètre collaboration de certains transporteurs.

Les données sur les mouvements des cargos et des navires qui ne font pas partie de l'univers ne sont pas comprises dans cette publication. Ce champ d'observation limité a un effet important sur les données des ports comme celui de l'embranchement nord du fleuve Fraser, où la plupart des navires qui y accostent ont une jauge inférieure à celle des navires compris dans l'univers.

Distortion des données

Certains enquêtés estiment que l'expression "marchandises générales" est synonyme de "divers". Par conséquent, les chiffres relatifs aux marchandises générales tendent à être gonflés et les données sur chaque marchandise, quelque peu sous-estimées.

Les appellations de marchandises tendent à s'inspirer des nomenclatures douanières qui peuvent différer des groupes de la Classification type des produits; dans certains cas, les données peuvent être faussées parce que l'enquêté ou le vérificateur doit prendre une décision. En outre, certains chiffres de marchandises et de tonnage représentent un groupement de marchandises; il est donc difficile d'effectuer le codage selon le groupe précis de produits.

The conversion of some units to other measurements can lead to distortion of the data when precise knowledge of the commodity in question is unknown (e.g., specific gravity for liquid commodities).

Analysis

In the fourth quarter of 1981, domestic shipping at Canadian ports totalled 41 510 980 t. Vessels arriving and departing in domestic shipping during this period amounted to 18,102 with a net registered tonnage of 45.7 million tons. Vessel arrivals numbered 9,142 with a net registered tonnage of 23,192,298 tons, and vessel departures totalled 8,960 with a net registered tonnage of 22,537,398 tons. Of the total vessel movements in domestic shipping, 12,022 or 66.4% were cargo movements.

British Columbia ports handled 36.4% of the total vessel movements in this period, followed by Newfoundland ports, which handled 26.8%. It should be noted that vessel arrivals and departures at British Columbia ports are understated as the S.4 Towboat and Ferry Operators Shipping Report does not require any reporting of ballast movements by the members of the Council of Marine Carriers.

Traffic by Region

For the purpose of presenting information in this report, Canada has been divided into three maritime regions: the Atlantic, The Great Lakes and the Pacific.

The Pacific region handled the largest amount of domestic cargo, handling 16 052 389 t or 38.7% of all cargo. The major commodities handled were logs, pulpwood and sand and gravel.

The Atlantic region ranked second in terms of cargo, handling 13 288 575 t, or 32.0% of all cargo. Quebec handled 74.4%, followed by Nova Scotia with 12.8%, New Brunswick with 6.2%, Newfoundland with 5.6%, and Prince Edward Island with 1.0%. The major commodities handled were wheat, fuel oil and iron ore and concentrates.

The Great Lakes region ranked third in terms of cargo, handling 12 169 879 t or 29.3% of all cargo. The major commodities handled were wheat, fuel oil and bituminous coal.

L'utilisation de facteurs de conversion peut entraîner des écarts parce qu'il n'est pas facile de convertir certaines unités sans connaître les caractéristiques techniques des marchandises en cause (par ex., la densité des liquides).

Analyse

Au quatrième trimestre de 1981, les ports canadiens ont manutentionné 41 510 980 t de marchandises de cabotage. Dans la même période, il y a eu 18,102 arrivées et départs de navires dont la jauge nette au registre s'est établie à 45.7 millions de tonnes. Les arrivées de navires se sont chiffrées à 9,142 jaugeant 23,192,298 tonnes nettes au registre, tandis que les départs se sont chiffrés à 8,960 jaugeant 22,537,398 tonnes nettes au registre. On a relevé 12,022 mouvements de marchandises, ce qui représente 66.4% du total des mouvements de navires en régime de cabotage.

Les ports de la Colombie-Britannique ont été les plus achalandés avec 36.4% de tous les mouvements de navires; viennent ensuite ceux de Terre-Neuve avec 26.8%. Il convient de signaler que le nombre d'arrivées et de départs de navires dans les ports de Colombie-Britannique est inférieur à ce qu'il devrait être en réalité étant donné que la formule S.4 - Exploitants de remorqueurs et de traversiers, ne demande pas aux membres du **Council of Marine Carriers** d'enregistrer les mouvements sur lest.

Trafic par région

Aux fins de la présentation des données dans le présent bulletin, le Canada a été divisé en trois régions maritimes: l'Atlantique, les Grands Lacs et le Pacifique.

C'est la région du Pacifique qui a manutentionné le plus fort volume de marchandises de cabotage, soit 16 052 389 t ou 38.7% du total. Les principales marchandises manutentionnées ont été les billes, le bois à pâte et le sable et graviers.

La région de l'Atlantique vient au deuxième rang pour le volume de marchandises manutentionnées, avec 13 288 575 t ou 32.0% du total, dans lequel le Québec est intervenu pour 74.4%, la Nouvelle-Écosse, 12.8%, le Nouveau-Brunswick, 6.2%, Terre-Neuve, 5.6% et l'Île-du-Prince-Édouard, 1.0%. Les principales marchandises manutentionnées ont été le blé, le mazout et le minéral et les concentrés de fer.

La région des Grands Lacs vient au troisième rang pour le volume de marchandises manutentionnées, avec 12 169 879 t ou 29.3% du total. Les principales marchandises manutentionnées ont été le blé, le mazout et le charbon bitumineux.

The percentage of cargo loaded and unloaded in each region is as follows: Atlantic, 22.4% and 41.6%; Great Lakes, 38.9% and 19.8%; and the Pacific, 38.7% and 38.6%, respectively.

Cargoes Unloaded

The commodities which made up the highest volume of cargo unloaded in coastwise shipping in this period and their respective tonnages were as follows: logs, 3 986 952 t; wheat, 3 188 629 t; fuel oil, 2 915 794 t; pulpwood, 1 370 641 t; gasoline, 1 285 387 t and limestone, 1 074 149 t. These six commodities represented 66.6% of the total cargo unloaded in domestic shipping in the fourth quarter of 1981.

Port Activity

The ports which handled the highest volume of cargo in coastwise shipping in this period and their respective tonnages handled were as follows: Thunder Bay, 5 055 247 t; Montréal, 2 978 756 t; Howe Sound, 1 974 513 t; Québec, 1 958 599 t; Vancouver, 1 671 204 t; North Arm Fraser River, 1 662 533 t; Sarnia, 1 221 255 t and Port Cartier, 1 131 288 t. These ports handled 42.5% of the total cargo handled in domestic shipping. The first five ports handled 32.9% of the total cargo handled.

The major commodities handled at Thunder Bay were wheat, 3 089 795 t loaded; barley, 765 902 t loaded and bituminous coal, 480 615 t loaded. The majority of the wheat and barley were unloaded at Montréal, Québec, Port Cartier and Baie Comeau. All of the bituminous coal was unloaded at Nanticoke.

The port of Montréal loaded 809 165 t of fuel oil and 393 428 t of gasoline. Québec, Chicoutimi and Trois-Rivières unloaded 31.3% of the fuel oil; Québec and Chicoutimi unloaded 53.4% of the gasoline. The major commodities unloaded were wheat, 797 115 t and fuel oil, 283 176 t. Of the total wheat unloaded, 777 342 t were loaded at Thunder Bay, and of the total fuel oil unloaded, 109 042 t were loaded at Sarnia.

The major commodity handled at Howe Sound was logs. Of the 863 586 t loaded, 657 600 t were unloaded at North Arm Fraser River. There were 1 030 922 t of logs unloaded in this period; 339 900 t were loaded at Beaver Cove, 126 947 t were loaded at Queen Charlotte Islands and 117 805 t were loaded at North Arm Fraser River.

Le pourcentage de marchandises chargées et déchargées se répartit comme suit selon la région: région de l'Atlantique, 22.4% et 41.6%; région des Grands Lacs, 38.9% et 19.8%; région du Pacifique, 38.7% et 38.6%, respectivement.

Marchandises déchargées

Voici les principales marchandises de cabotage qui ont été déchargées au cours de cette période, et leur volume respectif: les billes, 3 986 952 t; le blé, 3 188 629 t; le mazout, 2 915 794 t; le bois à pâte, 1 370 641 t; l'essence, 1 285 387 t et la pierre à chaux, 1 074 149 t. Ces six marchandises ont compté, à elles seules, pour 66.6% du total des marchandises de cabotage déchargées au cours du quatrième trimestre de 1981.

Activité portuaire

Voici les ports qui ont manutentionné le plus fort volume de marchandises de cabotage au cours de la période considérée, et leur tonnage respectif: Thunder Bay, 5 055 247 t; Montréal, 2 978 756 t; Howe Sound, 1 974 513 t; Québec, 1 958 599 t; Vancouver, 1 671 204 t; **North Arm Fraser River**, 1 662 533 t; Sarnia, 1 221 255 t et Port Cartier, 1 131 288 t. Ces ports ont manutentionné 42.5% du total des marchandises de cabotage. Les cinq premiers, quant à eux, ont manutentionné 32.9% du total.

Les principales marchandises manutentionnées à Thunder Bay ont été du blé, 3 089 795 t chargées, 765 902 t d'orge chargées et 480 615 t de charbon bitumineux chargées. La majorité des déchargements de blé et d'orge ont été effectués à Montréal, Québec, Port Cartier et Baie Comeau. Tous les déchargements de charbon bitumineux ont été effectués à Nanticoke.

Le port de Montréal a chargé 809 165 t de mazout et 393 428 t d'essence. 31.3% du mazout a été déchargée à Québec, Chicoutimi et à Trois-Rivières; 53.4% de l'essence a été déchargé à Québec et Chicoutimi. Les principales marchandises déchargées ont été le blé 797 115 t, dont 777 342 t avaient été chargées à Thunder Bay; et 283 176 t de mazout dont une bonne partie, 109 042 t provenait de Sarnia.

Les billes ont été principale marchandise manutentionnée à Howe Sound. Des 863 586 t chargées 657 600 t ont été déchargées à **North Arm Fraser River**. Il y a eu 1 030 922 t de billes déchargées durant cette période; 339 900 t avaient été chargées à Beaver Cove, 126 947 t avaient été chargées aux Iles de la Reine Charlotte et 117 805 t avaient été chargées à **North Arm Fraser River**.

The major commodity handled at Québec was wheat. Of the 685 111 t unloaded, 678 811 t were loaded at Thunder Bay. The major commodity loaded was fuel oil. Of the 305 051 t loaded, the majority was unloaded at Port Alfred, 63 955 t, Sept-Iles, 62 809 t and Chicoutimi, 49 744 t.

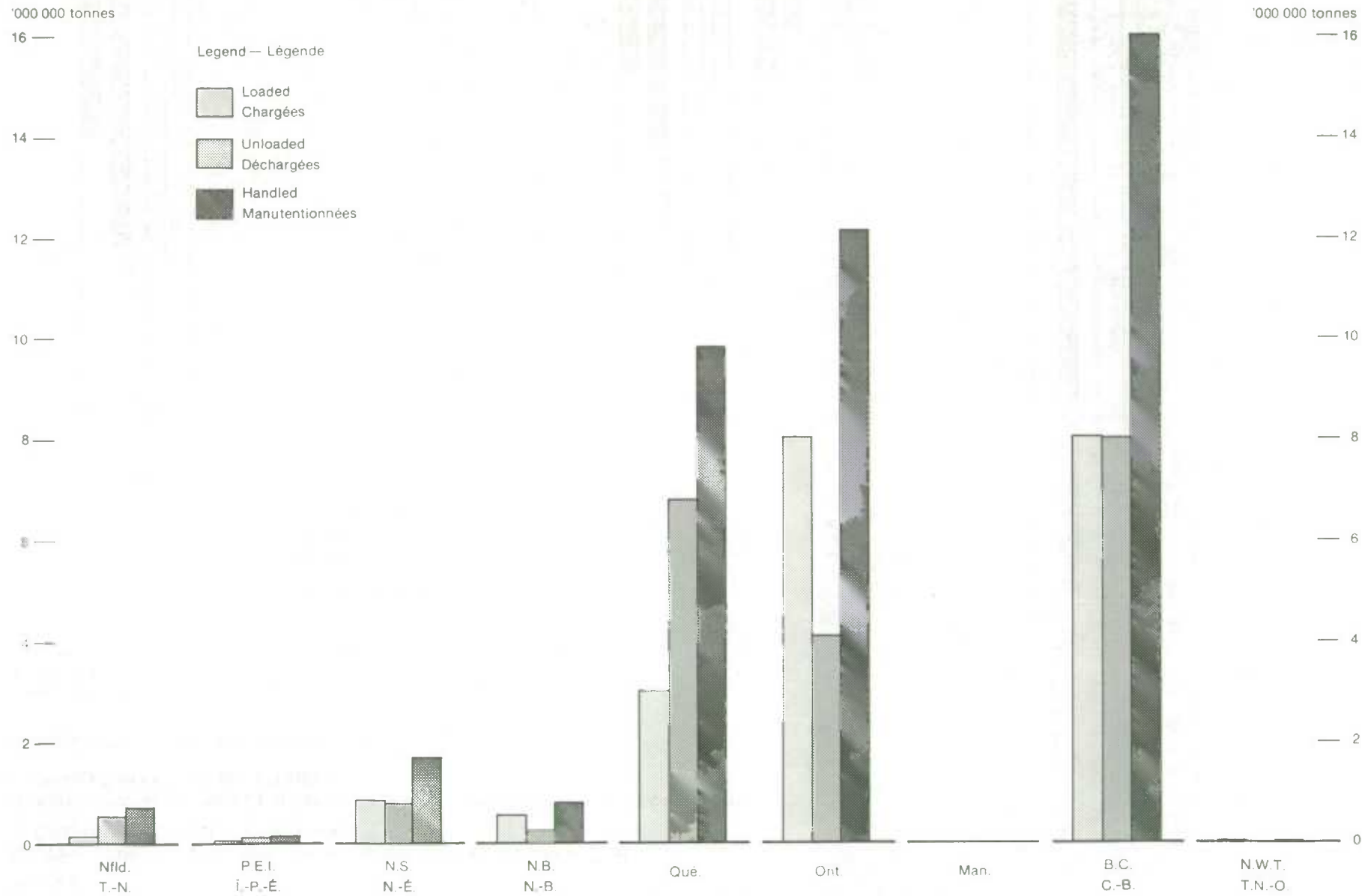
The major commodity handled at the port of Vancouver was sand and gravel. Of the 648 142 t unloaded, 285 645 t were loaded at Victoria and 266 448 t were loaded at East Coast Vancouver Island. There were 296 075 t of fuel oil loaded in this period, the majority of which was unloaded at Victoria, 62 507 t and Nanaimo, 60 259 t.

Le blé a été la principale marchandise manutentionnée à Québec. Des 685 111 t déchargées, 678 811 t provenaient de Thunder Bay. Le mazout a été la principale marchandise chargée, 305 051 t, destinées principalement à Port Alfred, 63 955 t, Sept-Iles, 62 809 t et Chicoutimi, 49 744 t.

La principale marchandise manutentionnée au port de Vancouver a été le sable et gravier. Des 648 142 t déchargées 285 645 t ont été chargées à Victoria et 266 448 t chargées à **East Coast Vancouver Island**. Il y a eu 296 075 t de mazout chargées au cours de cette période, dont la majorité avait été déchargée à Victoria, 62 507 t et Nanaimo, 60 259 t.

Cargo Tonnes Handled at Canadian Ports in Coastwise Shipping, by Province
Tonnes de cargaison manutentionnées aux ports canadiens, en navigation côtière, par province

Fourth Quarter 1981 — Quatrième trimestre 1981



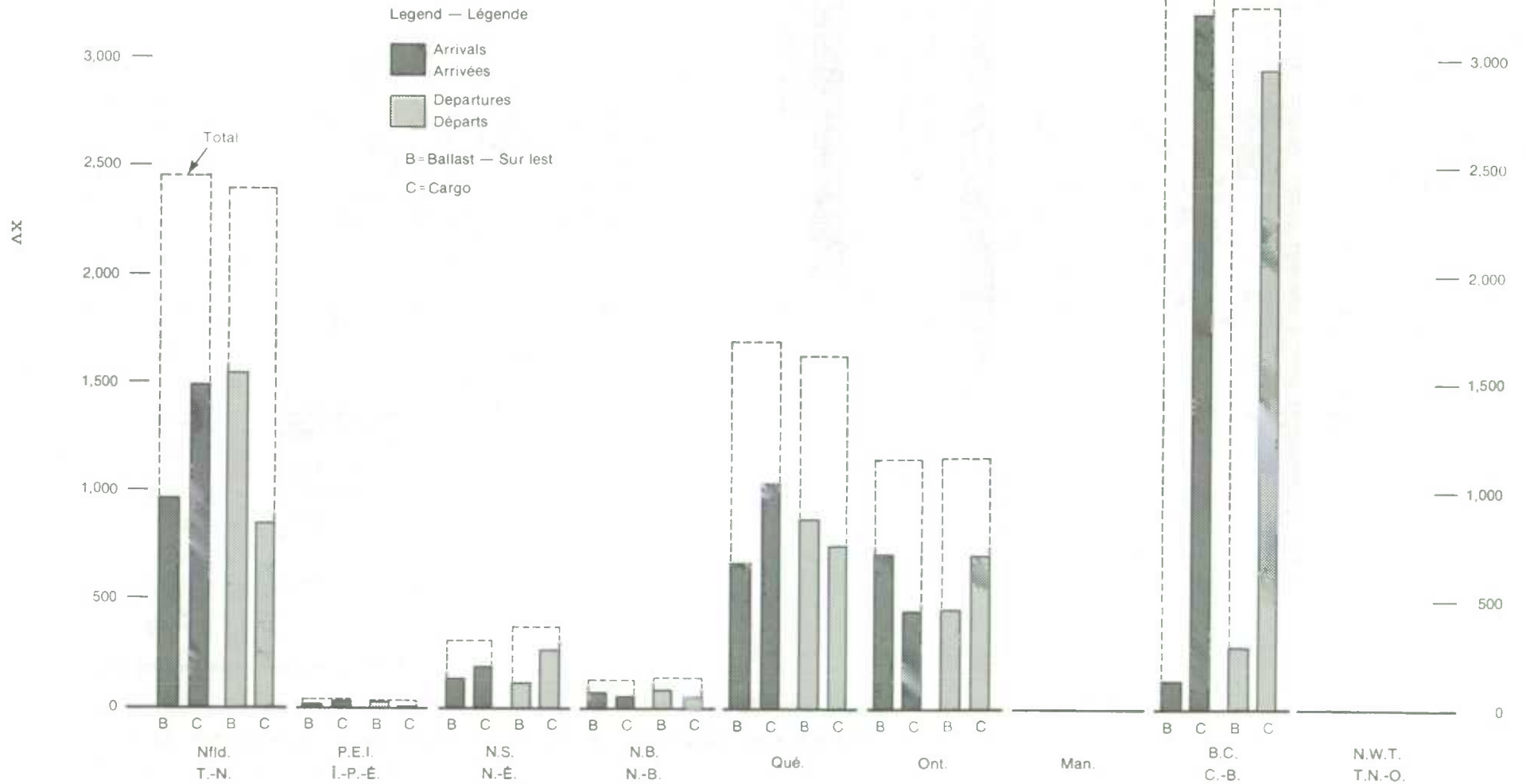
Number of Ballast and Cargo Vessel Movements at Canadian Ports, in Coastwise Shipping, by Province

Nombre de mouvements de navires sur lest et avec cargo aux ports canadiens, en navigation cotière, par province

Fourth Quarter 1981 — Quatrième trimestre 1981

Number of vessels
Nombre de navires
3,500

Number of vessels
Nombre de navires
3,500



Statistical Tables

Tableaux statistiques

1942
1943
1944
1945
1946
1947
1948
1949
1950
1951
1952
1953
1954
1955
1956
1957
1958
1959
1960
1961
1962
1963
1964
1965
1966
1967
1968
1969
1970
1971
1972
1973
1974
1975
1976
1977
1978
1979
1980
1981
1982
1983
1984
1985
1986
1987
1988
1989
1990
1991
1992
1993
1994
1995
1996
1997
1998
1999
2000
2001
2002
2003
2004
2005
2006
2007
2008
2009
2010
2011
2012
2013
2014
2015
2016
2017
2018
2019
2020
2021
2022
2023
2024
2025

1942
1943
1944
1945
1946
1947
1948
1949
1950
1951
1952
1953
1954
1955
1956
1957
1958
1959
1960
1961
1962
1963
1964
1965
1966
1967
1968
1969
1970
1971
1972
1973
1974
1975
1976
1977
1978
1979
1980
1981
1982
1983
1984
1985
1986
1987
1988
1989
1990
1991
1992
1993
1994
1995
1996
1997
1998
1999
2000
2001
2002
2003
2004
2005
2006
2007
2008
2009
2010
2011
2012
2013
2014
2015
2016
2017
2018
2019
2020
2021
2022
2023
2024
2025

TABLE 1. COMMODITIES LOADED AND UNLOADED AT CANADIAN PORTS IN COASTWISE SHIPPING, BY PORT - OCT-DEC, 1981

TABLEAU 1. MARCHANDISES CHARGÉES ET DECHARGÉES DANS LES PORTS CANADIENS AU TITRE DU CABOTAGE, SELON LE PORT - OCT - DEC, 1981

		METRIC TONNES - TONNES METRIQUE					
PORT	COMMODITY	LOADED	UNLOADED	TOTAL	CUMULATIVE		
PORT		CHARGÉES	DECHARGÉES	TOTAL	CUMULATIF	MARCHANDISES	
NEWFOUNDLAND - TERRE-NEUVE ARGENTIA	MEAT, FRESH OR FROZEN	5		5	43	VIANDE, FRAICHE / CONG.	
	FISH, FRESH OR FROZEN	12	48	60	60	POISSON, FRAIS OU CONG.	
	BUTTER	3		3	3	BEURRE	
	DAIRY PRD., EGGS, HONEY				5	PROD. LAIT., OEUFS, MIEL	
	WHEAT FLOUR				1	FARINE DE BLE	
	FRUITS, PREP. CANNED				6	FRUITS PREP. EN BOITE	
	VEGETABLE PREP. NES	3		3	3	PREP. DE LEGUMES NDA	
	SUGAR PREPARATIONS				4	PREP. A BASE DE SUCRE	
	MISC. FOOD PREP. NES	29		29	168	DIV. PREP. ALIM. NDA	
	GROUND CEREALS NES	1		1	1	CEREALES MOULUES NDA	
	CONC. COMPLETE FEEDS	4		4	7	CONC., PROV. COMPLETES	
	NON-ALCOHOLIC BEVERAGE	1		1	17	BOISSONS NON-ALCOOLIQ.	
	ALE, BEER, STOUT, PORTER	1		1	5	ALE, BIÈRE, STOUT, PORTER	
	SAND AND GRAVEL	8		2	3	SABLE ET GRAVIERS	
	SALT				8	131	
	RUBBER FAB. MATERIALS					6 002	SEL
	LUMBER AND TIMBER	32			32	8	DEMI-PROD. CAOUTCHOUC
	SHINGLES AND SHAKES					64	BOIS D'OEUVRE ET CHARP.
	SAWMILL PRODUCTS NES					17	BARDEAUX, BARD. FACADE
	VENEER, PLYWOOD	2			2	1	SCIAGES NDA
	WOOD FAB. MATERIALS	8		1	9	55	PLACAGES, CONTRE-PLAQ.
	PAPERBOARD	3			3	11	DEMI-PRODUITS EN BOIS
	BLDG. PAPER AND BOARD	9			9	3	CARTON
	TEXTILE FAB. MTL NES	1			1	92	PLAQ. CONSTR., PAP/CART.
	FISH, MARINE ANIMAL OIL					11	OUVR. EN MAT. TEXT. NDA
	METALLIC SALTS					134	HUIL. DE POISSON, AN. MAR
	EXPLOS., FUSES, CAPS					4 002	SELS METALLIQUES
	DYESTUFF, PIGMENT, PAINT					3	EXPLOS., AMORCES, DET.
	FUEL OIL	84		1	85	13	MAT. COLOR. PIG. PEINTURE
	PETROL. COAL PROD. NES	1			1	202	MAZOUT
	PRIMARY IRON, STEEL NES					24	DERIVE PETR. CHARB. NDA
	METAL FAB. BASIC PROD.	26			26	3	FER, ACIER PRIMAIRE NDA
	GLASS BASIC PRODUCTS					96	OUVR. DE BASE EN METAL
	NON-MET. MIN. BASIC PROD.	4		9	13	1	OUVR. DE BASE EN VERRE
	MISC. FABRICATED PROD.					15	PROD. MIN. NON-MET. BASE
	MACHINERY NES	3		4	7	7	OUVRAGES DIVERS
	TRUCKS AND CHASSIS					87	MACHINES NDA
	MOTOR VEHICLE ENGINES	2			2	5	CAMIONS ET CHASSIS
	ROAD MOTOR VEH. NES					2	MOTEURS DE VEH. AUTOM.
	SHIPS, AIRCRAFT, MIS. VEH			1	1	7	VEH. AUTOM. ROUTIERS NDA
	RUBBER TIRES AND TUBES					7	NAVIRES, AVIONS, VEH. DIV
	EQUIPMENT MISC.	55		12	67	1	PNEUS, CHAMBRES A AIR
	PERSONAL, HSEHOLD GOODS	7			7	477	MATERIEL DIVERS
	CONTAINERS, CLOSURES	53		42	95	24	ART. PERS. ET MENAGERS
	GENERAL CARGO	347		70	417	407	CONTENEURS, FERMETURES
	PORT TOTAL	705		190	895	2 535	MARCHANDISES DIVERSES
						14 770	TOTAL DU PORT
BAIE VERTE	SALT				4 700	SEL	
	BLDG. PAPER AND BOARD		2	2	2	PLAQ. CONSTR., PAP/CART.	
	GASOLINE		1 157	1 157	2 296	ESSENCE	
	FUEL OIL		1 814	1 814	16 012	MAZOUT	
	MACHINERY NES				1	MACHINES NDA	
	PORT TOTAL		2 973	2 973	23 011	TOTAL DU PORT	
	BAY ROBERTS	MEAT, FRESH OR FROZEN	7		7	8	VIANDE, FRAICHE / CONG.
		FISH, FRESH OR FROZEN		7	7	7	POISSON, FRAIS OU CONG.
		FISH, SALTED OR CURED				31	POISSON, SALE OU FUME
		SHELL FISH, NES		1	1	1	MOLLUSQUES CRUST., NDA
MISC. FOOD PREP. NES		5		5	33	DIV. PREP. ALIM. NDA	
NON-ALCOHOLIC BEVERAGE					6	BOISSONS NON-ALCOOLIQ.	
SAND AND GRAVEL					261	SABLE ET GRAVIERS	
SALT					12 272	SEL	
BLDG. PAPER AND BOARD					176	PLAQ. CONSTR., PAP/CART.	
GASOLINE					6	ESSENCE	
FUEL OIL					22	MAZOUT	
BRICKS, TILES NES					29	BRIQUES, TUILES NDA	
CEMENT					9	CIMENT	
NON-MET. MIN. BASIC PROD					7	PROD. MIN. NON-MET. BASE	
TRACTORS			5	5	5	TRACTEURS	
MACHINERY NES		27		70	97	MACHINES NDA	
SHIPS, AIRCRAFT, MIS. VEH				5	5	NAVIRES, AVIONS, VEH. DIV	
EQUIPMENT MISC.						117	MATERIEL DIVERS
PERSONAL, HSEHOLD GOODS						16	ART. PERS. ET MENAGERS
CONTAINERS, CLOSURES			6	6	40	CONTENEURS, FERMETURES	
GENERAL CARGO	82		3	85	MARCHANDISES DIVERSES		
PORT TOTAL	121		97	218	13 335	TOTAL DU PORT	
BELL ISLAND	GASOLINE				490	ESSENCE	
	FUEL OIL				1 968	MAZOUT	
	PORT TOTAL				2 458	TOTAL DU PORT	
BUTTODD	SALT				6 498	SEL	
	SULPHUR IN DRES				7 224	SOUFRE EN MINERAL	
	METALLIC SALTS				1 636	SELS METALLIQUES	
	GASOLINE		13 778	13 778	46 642	ESSENCE	
	FUEL OIL		40 916	40 916	127 321	MAZOUT	
	PORT TOTAL		54 694	54 694	189 321	TOTAL DU PORT	

TABLE 1. COMMODITIES LOADED AND UNLOADED AT CANADIAN PORTS IN COASTWISE SHIPPING, BY PORT - OCT-DEC, 1981

TABLEAU 1. MARCHANDISES CHARGÉES ET DÉCHARGÉES DANS LES PORTS CANADIENS AU TITRE DU CABOTAGE, SELON LE PORT - OCT-DEC, 1981

PORT	COMMODITY	METRIC TONNES - TONNES METRIQUE		TOTAL	CUMULATIVE	MARCHANDISES
		LOADED CHARGÉES	UNLOADED DÉCHARGÉES			
BURIN	LUMBER AND TIMBER		44	44	318	BOIS D'OEUVRE ET CHARP.
	VENEER, PLYWOOD		1	1	1	PLACAGES, CONTRE-PLAQ.
	BLDG. PAPER AND BOARD				3	PLAQ. CNSTR., PAP/CART.
	VEG. OILS, FATS NES				44	HUIL. MAT. GRAS. VEG. NDA
	GASOLINE				907	ESSENCE
	FUEL OIL	1	1 287	1 288	6 361	MAZOUT
	LUBRICATING OIL, GREASE				2	HUILE, GRAISSE LUBRIF.
	METAL FAB. BASIC PROD.		1	1	11	OUVR. DE BASE EN METAL
	CEMENT				156	CIMENT
	NON-MET. MIN. BASIC PROD		5	5	11	PROD. MIN. NON-MET. BASE
	TRACTORS				2	TRACTEURS
	MOTOR VEHICLE ENGINES	1		1	1	MOTEURS DE VEH. AUTOM.
	RUBBER TIRES AND TUBES		1	1	1	PNEUS, CHAMBRES A AIR
	EQUIPMENT MISC.		1	1	2	MATERIEL DIVERS
	PERSONAL, HSEHOLD GOODS				5	ART. PERS. ET MENAGERS
	CONTAINERS, CLOSURES	5	65	70	216	CONTENEURS, FERMETURES
	GENERAL CARGO	4	66	70	198	MARCHANDISES DIVERSES
PORT TOTAL	11	1 471	1 482	8 239	TOTAL DU PORT	
BURGED	LIVE ANIMALS, NES		3	3	3	ANIMAUX VIVANTS, NDA
	MEAT, FRESH OR FROZEN		4	4	14	VIANDE, FRAICHE / CONG.
	FISH, FRESH OR FROZEN				6	POISSON, FRAIS OU CONG.
	DAIRY PROD. EGGS, HONEY				8	PROD. LAIT., OEUFS, MIEL
	WHEAT FLOUR				6	FARINE DE BLE
	FROZEN FRUITS, BERRIES				1	FRUITS CONGELES, BAIES
	VEGETABLES, FROZEN				1	LEGUMES, CONGELES
	VEGETABLE PREP. NES				1	PREP. DE LEGUMES NDA
	SUGAR PREPARATIONS				5	PREP. A BASE DE SUCRE
	MISC. FOOD PREP. NES				164	DIV. PREP. ALIM. NDA
	FEEDS OF ANIMAL ORIGIN	6	25	31	1 036	PROD. D'ORIGINE ANIMALE
	NON-ALCOHOLIC BEVERAGE		13	13	26	BOISSONS NON-ALCOOLIQ.
	ALE, BEER, STOUT, PORTER		5	5	18	ALE, BIÈRE, STOUT, PORTER
	DIST. ALCOHOLIC BEV.				1	BOISS. ALCOOL. DIST.
	SALT				32	SEL
	LUMBER AND TIMBER		27	27	121	BOIS D'OEUVRE ET CHARP.
	VENEER, PLYWOOD		1	1	4	PLACAGES, CONTRE-PLAQ.
	WOOD FAB. MATERIALS				2	DEMI-PRODUITS EN BOIS
	BLDG. PAPER AND BOARD				69	PLAQ. CNSTR., PAP/CART.
	TEXTILE FAB. MTL NES				9	OUVR. EN MAT. TEXT. NDA
	CHEM. SPECIALTIES NES				1	PROD. CHIM. SPECIAUX NDA
	GASOLINE			309	683	ESSENCE
	FUEL OIL	16	232	248	6 442	MAZOUT
	LUBRICATING OIL, GREASE				5	HUILE, GRAISSE LUBRIF.
	WIRE				14	FIL METALLIQUE
	METAL FAB. BASIC PROD.	2	12	14	65	OUVR. DE BASE EN METAL
	GLASS BASIC PRODUCTS				1	OUVR. DE BASE EN VERRE
	CEMENT				34	CIMENT
	NON-MET. MIN. BASIC PROD				13	PROD. MIN. NON-MET. BASE
	MISC. FABRICATED PROD.				19	DUVRAGES DIVERS
	MACHINERY NES	5	3	8	29	MACHINES NDA
	PASS. AUTOS AND CHASSIS				7	VOITURES PART., CHASSIS
TRUCKS AND CHASSIS				14	CAMIONS ET CHASSIS	
ROAD MOTOR VEH. NES				6	VEH. AUTOM. ROUTIERS NDA	
SHIPS, AIRCRAFT, MIS. VEH		1	1	7	NAVIRES, AVIONS, VEH. DIV	
EQUIPMENT MISC.		1	1	79	MATERIEL DIVERS	
PERSONAL, HSEHOLD GOODS	8		8	15	ART. PERS. ET MENAGERS	
CONTAINERS, CLOSURES	5	2	7	81	CONTENEURS, FERMETURES	
GENERAL CARGO	42	181	223	1 562	MARCHANDISES DIVERSES	
PORT TOTAL	84	819	903	10 554	TOTAL DU PORT	
CARMANVILLE	SALT				1 000	SEL
	PORT TOTAL				1 000	TOTAL DU PORT
CATALINA	SALT				5 475	SEL
	GASOLINE		272	272	1 444	ESSENCE
	FUEL OIL		319	319	8 296	MAZOUT
	PORT TOTAL		591	591	15 215	TOTAL DU PORT
CLARENVILLE	GASOLINE		454	454	6 047	ESSENCE
	FUEL OIL		624	624	7 407	MAZOUT
	ASPHALTS, ROAD OILS		5 220	5 220	18 014	ASPHALTE, BITUME LIQD.
	PETROL, COAL PROD. NES				2 499	DERIVE PETR. CHARB. NDA
	PORT TOTAL		6 298	6 298	33 967	TOTAL DU PORT
CORNER BROOK	SALT		1 179	1 179	18 997	SEL
	SULPHUR IN DRES		8 313	8 313	8 313	SOUFRE EN MINERAL
	GASOLINE		24 590	24 590	90 580	ESSENCE
	FUEL OIL		46 775	46 775	200 269	MAZOUT
	CEMENT	540		540	2 118	CIMENT
	EQUIPMENT MISC.		159	159	159	MATERIEL DIVERS
	GENERAL CARGO				4	MARCHANDISES DIVERSES
	CONTAINERIZED FREIGHT	1 257	18 445	19 702	73 752	FRET CONTENEURESE
PORT TOTAL	1 797	99 461	101 258	394 192	TOTAL DU PORT	
COME-BY-CHANCE	SALT				13 096	SEL
	PORT TOTAL				13 096	TOTAL DU PORT
FORTUNE	MEAT, FRESH OR FROZEN				17	VIANDE, FRAICHE / CONG.
	FISH, FRESH OR FROZEN	3	24	27	97	POISSON, FRAIS OU CONG.
	SHELL FISH, NES				24	MOLLUSQUES CRUST., NDA
	BUTTER		3	3	3	BEURRE

TABLE 1. COMMODITIES LOADED AND UNLOADED AT CANADIAN PORTS IN COASTWISE SHIPPING, BY PORT - OCT-DEC, 1981

TABLAU 1. MARCHANDISES CHARGÉES ET DÉCHARGÉES DANS LES PORTS CANADIENS AU TITRE DU CABOTAGE, SELON LE PORT - OCT -DEC, 1981

PORT	COMMODITY	METRIC TONNES - TONNES METRIQUE		TOTAL	CUMULATIVE	MARCHANDISES	
		LOADED CHARGÉES	UNLOADED DÉCHARGÉES				
GOOSE BAY	CORN MEAL AND FLOUR		23	23	23	SEMDOLE, FARINE DE MAIS	
	WHEAT FLOUR				57	FARINE DE BLE	
	BAKERY PROD. INC. FROZEN				2	PROD. BOUL., PROD. CONG.	
	FRUITS, PREP. CANNED				18	FRUITS PREP. EN BOITE	
	VEGETABLES, FROZEN				1	LEGUMES, CONGÉLÉS	
	VEGETABLE PREP. NES		25	25	25	PREP. DE LEGUMES NDA	
	MISC. FOOD PREP. NES	3		3	38	DIV. PREP. ALIM. NDA	
	FEEDS OF ANIMAL ORIGIN	185		185	1 598	PROV. D ORIGINE ANIMALE	
	LEATHER				1	CUIR	
	LUMBER AND TIMBER				299	BOIS D'OEUVRE ET CHARP.	
	SAWMILL PRODUCTS NES				1	SCIAGES NDA	
	VENEER, PLYWOOD				46	PLACAGES, CONTRE-PLAQ.	
	BLOG. PAPER AND BOARD	24		24	73	PLAQ. CONSTR., PAP/CART.	
	TEXTILE FAB. MTL NES				2	OUVR. EN MAT. TEXT. NDA	
	DYESTUFF, PIGMENT, PAINT				2	MAT. COLOR. PIG. PEINTURE	
	FUEL OIL				4 427	MAZOUT	
	METAL FAB. BASIC PROD.	1	3	4	21	OUVR. DE BASE EN METAL	
	BRICKS, TILES NES				19	BRIQUES, TUILES NDA	
	CEMENT		76	76	369	CIMENT	
	NON-MET. MIN. BASIC PROD	3	36	39	61	PRDD. MIN. NON-MET. BASE	
	MISC. FABRICATED PROD.	1	1	2	2	OUVRAGES DIVERS	
	ROAD MOTOR VEH. NES				8	VEH. AUTOM. ROUTIERS NDA	
	SHIPS, AIRCRAFT, MIS. VEH				2	NAVIRES, AVIONS, VEH. DIV	
	EQUIPMENT MISC.				1	MATERIEL DIVERS	
	PERSONAL, HSEHLD GOODS		1	1	3	ART. PERS. ET MENAGERS	
	CONTAINERS, CLOSURES	1	2	3	23	CONTENEURS, FERMETURES	
	GENERAL CARGO	22	20	42	698	MARCHANDISES DIVERSES	
	PORT TOTAL	243	214	457	7 961	TOTAL DU PORT	
	GOOSE BAY	MEAT, FRESH OR FROZEN		26	26	29	VIANDE, FRAICHE / CONG.
		FISH, FRESH OR FROZEN		9	9	197	POISSON, FRAIS DU CONG.
		FISH, SALTED OR CURED				104	POISSON, SALE OU FUME
		MILK POWDER				35	LAIT EN POUORE
		DAIRY PROD. EGGS, HONEY	18	36	54	54	PROD. LAIT., DEUFS, MIEL
		CORN				1	MAIS
		WHEAT FLOUR	38		38	38	FARINE DE BLE
		FRESH FRUITS, BERRIES				4	FRUITS FRAIS, BAIES
		FROZEN FRUITS, BERRIES				4	FRUITS CONGÉLÉS, BAIES
		FRUITS, PREP. CANNED				1	FRUITS PREP. EN BOITE
		POTATOES	5	23	28	28	POMMES DE TERRE
		VEGETABLES, FRESH	31	8	39	39	LEGUMES, FRAIS
VEGETABLES, FROZEN					7	LEGUMES, CONGÉLÉS	
VEGETABLE PREP. NES					101	PREP. DE LEGUMES NDA	
SUGAR PREPARATIONS					1	PREP. A BASE DE SUCRE	
MISC. FOOD PREP. NES		642	984	1 626	2 630	DIV. PREP. ALIM. NDA	
GROUND CEREALS NES			15	15	15	CEREALES MOULUES NDA	
SOYA. DIL MEAL, CAKE		1		1	1	FARINE TOURT. GR. SOYA	
OIL SEED MEAL, CAKE NES			161	161	161	FAR. TOURT. OLEAG. NDA	
NON-ALCOHOLIC BEVERAGE		33	266	299	315	BOISSONS NON-ALCOOLIQ.	
ALE, BEER, STOUT, PORTER		1	28	29	39	ALE, BIÈRE, STOUT, PORTER	
DIST. ALCOHOLIC BEV.		1		1	2	BOISS. ALCOOL. DIST.	
BOLTS, ROUND TIMBER		2		2	11	BILLOTS, BOIS RONDS	
CRUDE WOOD MTL. NES					1	MATIERES BOIS BRUT NDA	
SAND AND GRAVEL					13	SABLE ET GRAVIERS	
SALT					119	SEL	
FURS, DRESSED					1	FOURRURES APPRETEES	
LUMBER AND TIMBER		120	52	172	217	BOIS D'OEUVRE ET CHARP.	
SHINGLES AND SHAKES					2	BARDEAUX, BARDE. FACADE	
VENEER, PLYWOOD		53	1	54	55	PLACAGES, CONTRE-PLAQ.	
PAPERBOARD					1	CARTON	
BLOG. PAPER AND BOARD		230	508	738	2 239	PLAQ. CONSTR., PAP/CART.	
INORGANIC CHEMS. NES			11	11	11	PROD. CHIM. INORG. NDA	
EXPLOS., FUSES, CAPS					2	EXPLOS., AMORCES, DET.	
GASOLINE			2 292	2 292	12 198	ESSENCE	
FUEL OIL		217	34 346	34 563	81 622	MAZOUT	
COKE					1	COKE	
ASPHALTS, ROAD OILS		22		22	22	ASPHALTE, BITUME LIQD.	
COAL TAR, PITCH		36		36	36	GOUDRON, BRAI DE BOUIL.	
PRIMARY IRON, STEEL NES			13	13	14	FER, ACIER PRIMAIR. NDA	
CASTINGS, FDRGINGS			751	751	760	MOUL. PIECES FORGEES	
METAL FAB. BASIC PROD.		46	49	95	174	OUVR. DE BASE EN METAL	
CEMENT		104	164	268	699	CIMENT	
CEMENT BASIC PROD.		1 088	548	1 636	1 636	OUVR. DE BASE CIMENT	
NON-MET. MIN. BASIC PROD		70	52	122	129	PRDD. MIN. NON-MET. BASE	
MISC. FABRICATED PROD.					8	OUVRAGES DIVERS	
TRACTORS			3	3	21	TRACTEURS	
MACHINERY NES		22	238	260	361	MACHINES NDA	
PASS. AUTOS AND CHASSIS					282	VOITURES PART., CHASSIS	
TRUCKS AND CHASSIS					14	CAMIONS ET CHASSIS	
MOTOR VEHICLE ENGINES	3	14	17	18	MOTEURS DE VEH. AUTOM.		
ROAD MOTOR VEH. NES	905	264	1 169	1 443	VEH. AUTOM. ROUTIERS NDA		
SHIPS, AIRCRAFT, MIS. VEH	12	13	25	74	NAVIRES, AVIONS, VEH. DIV		
RUBBER TIRES AND TUBES		1	1	1	PNEUS, CHAMBRES A AIR		
EQUIPMENT MISC.	67	51	118	196	MATERIEL DIVERS		
PERSONAL, HSEHLD GOODS	3	18	21	141	ART. PERS. ET MENAGERS		
CONTAINERS, CLOSURES	498	227	725	1 125	CONTENEURS, FERMETURES		
MISC. END PRODUCTS NES				2	PRODUITS FINIS DIV. NDA		
GENERAL CARGO	750	281	1 031	3 366	MARCHANDISES DIVERSES		
CONTAINERIZED FREIGHT	721	3 365	4 086	12 909	FRET CONTENEURESE		
PORT TOTAL	5 739	44 819	50 558	123 903	TOTAL DU PORT		

TABLE 1. COMMODITIES LOADED AND UNLOADED AT CANADIAN PORTS IN COASTWISE SHIPPING, BY PORT - OCT-DEC, 1981

TABLEAU 1. MARCHANDISES CHARGÉES ET DÉCHARGÉES DANS LES PORTS CANADIENS AU TITRE DU CABOTAGE, SELON LE PORT - OCT -DEC, 1981

		METRIC TONNES - TONNES METRIQUE				
PORT	COMMODITY	LOADED	UNLOADED	TOTAL	CUMULATIVE	
PORT		CHARGÉES	DÉCHARGÉES	TOTAL	CUMULATIF	MARCHANDISES
GRAND BANK	FISH, FRESH OR FROZEN		54	54	54	POISSON, FRAIS OU CONG.
	VEGETABLE PREP. NES		1	1	1	PREP. DE LEGUMES NDA
	FEEDS OF ANIMAL ORIGIN				44	PROV. D ORIGINE ANIMALE
	COAL, BITUMINOUS	2		2	2	CHARBON BITUMINEUX
	SALT				4	SEL
	LUMBER AND TIMBER		70	70	388	BOIS OEUVRE ET CHARP.
	VENEER, PLYWOOD				3	PLACAGES, CONTRE-PLAQ.
	BLDG. PAPER AND BOARD				140	PLAQ. CONSTR., PAP/CART.
	FERTILIZERS NES				17	ENGRAIS CHIMIQUES NDA
	GASOLINE		272	272	1 887	ESSENCE
	FUEL OIL	5	636	641	6 681	MAZOUT
	LUBRICATING OIL, GREASE	19	23	42	322	HUILE, GRAISSE LUBRIF.
	PETROL, COAL PROD. NES				5	DERIVE PETR. CHARB. NDA
	METAL FAB. BASIC PROD.		6	6	12	OVR. DE BASE EN METAL
	CEMENT		42	42	196	CIMENT
	NON-MET. MIN. BASIC PROD.		15	15	35	PROD. MIN. NON-MET. BASE
	MISC. FABRICATED PROD.				33	OUVRAGES DIVERS
	MACHINERY NES				3	MACHINES NDA
	RUBBER TIRES AND TUBES			4	4	PNEUS, CHAMBRES A AIR
	EQUIPMENT MISC.	1		1	4	MATERIEL DIVERS
PERSONAL, HSEHOLD GOODS				4	ART. PERS. ET MENAGERS	
CONTAINERS, CLOSURES	9	38	47	277	CONTENEURS, FERMETURES	
GENERAL CARGO	19	27	46	505	MARCHANDISES DIVERSES	
PORT TOTAL	55	1 188	1 243	10 621	TOTAL DU PORT	
HARBOUR BRETON	MEAT, FRESH OR FROZEN		1	1	6	VIANDE, FRAICHE / CONG.
	FISH, FRESH OR FROZEN		4	4	4	POISSON, FRAIS OU CONG.
	DAIRY PROD. EGGS, HONEY				59	PROD. LAIT., DEUFS, MIEL
	WHEAT FLOUR				1	FARINE DE BLE
	FRUITS, PREP. CANNED				2	FRUITS PREP. EN BOITE
	SUGAR PREPARATIONS				1	PREP. A BASE DE SUCRE
	MISC. FOOD PREP. NES		7	7	34	DIV. PREP. ALIM. NDA
	FEEDS OF ANIMAL ORIGIN	210		210	1 257	PROV. D ORIGINE ANIMALE
	RAW HIDES AND SKINS	2		2	2	PEAUX ET CUIRS BRUT
	DRES AND CONC. NES				4	MINERAUX ET CONC. NDA
	SAND AND GRAVEL		8	8	8	SABLE ET GRAVIERS
	LUMBER AND TIMBER				73	BOIS OEUVRE ET CHARP.
	VENEER, PLYWOOD				1	PLACAGES, CONTRE-PLAQ.
	WOOD FAB. MATERIALS	2	2	4	5	DEMI-PRODUITS EN BOIS
	BLDG. PAPER AND BOARD		14	14	35	PLAQ. CONSTR., PAP/CART.
	METALLIC SALTS				3	SELS METALLIQUES
	DYESTUFF, PIGMENT, PAINT				7	MAT. COLOR. PIG. PEINTURE
	GASOLINE		191	191	1 275	ESSENCE
	FUEL OIL		1 284	1 284	6 892	MAZOUT
	WIRE				1	FIL METALLIQUE
METAL FAB. BASIC PROD.		7	7	29	OVR. DE BASE EN METAL	
CEMENT				84	CIMENT	
MISC. FABRICATED PROD.		1	1	1	OUVRAGES DIVERS	
MACHINERY NES				1	MACHINES NDA	
EQUIPMENT MISC.		3	3	63	MATERIEL DIVERS	
PERSONAL, HSEHOLD GOODS	1		1	1	ART. PERS. ET MENAGERS	
CONTAINERS, CLOSURES		8	8	53	CONTENEURS, FERMETURES	
GENERAL CARGO		75	75	355	MARCHANDISES DIVERSES	
PORT TOTAL	215	1 605	1 820	10 257	TOTAL DU PORT	
HARBOUR GRACE	GASOLINE		746	746	4 003	ESSENCE
	FUEL OIL		907	907	7 172	MAZOUT
	PORT TOTAL		1 653	1 653	11 175	TOTAL DU PORT
RAMEA	MEAT, FRESH OR FROZEN				25	VIANDE, FRAICHE / CONG.
	FISH, FRESH OR FROZEN	205		205	254	POISSON, FRAIS OU CONG.
	SHELL FISH, NES				24	MOLLUSQUES CRUST. NDA
	WHEAT FLOUR				1	FARINE DE BLE
	BAKERY PROD. INC. FROZEN				1	PROD. BOUL., PROD. CONG.
	FROZEN FRUITS, BERRIES				1	FRUITS CONGELES, BAIES
	VEGETABLES, FROZEN				2	LEGUMES, CONGELES
	VEGETABLE PREP. NES				1	PREP. DE LEGUMES NDA
	SUGAR PREPARATIONS				3	PREP. A BASE DE SUCRE
	MISC. FOOD PREP. NES				1	DIV. PREP. ALIM. NDA
	FEEDS OF ANIMAL ORIGIN	63	61	61	305	PROV. D ORIGINE ANIMALE
	NON-ALCOHOLIC BEVERAGE				63	BOISSONS NON-ALCOOLIQ.
	ALE, BEER, STOUT, PORTER		3	3	11	BOISS. ALCOOL. DIST.
	DIST. ALCOHOLIC BEV.		11	11	55	ALE, BIERE, STOUT, PORTER
	BOLTS, ROUND TIMBER				1	BOISS. ALCOOL. DIST.
	SAND AND GRAVEL				23	BILLOTS, BOIS RONDS
	LIMESTONE				158	SABLE ET GRAVIERS
	SALT		2	2	5	PIERRE CALCAIRE
	RUBBER FAB. MATERIALS				13	SEL
	LUMBER AND TIMBER		7	7	156	DEMI-PROD. CACUTCHOUC
	VENEER, PLYWOOD				6	BOIS OEUVRE ET CHARP.
	WOOD FAB. MATERIALS				1	PLACAGES, CONTRE-PLAQ.
	PAPERBOARD				1	DEMI-PRODUITS EN BOIS
	BLDG. PAPER AND BOARD		3	3	2	CARTON
	FISH, MARINE ANIMAL OIL				74	PLAQ. CONSTR., PAP/CART.
	EXPLOS., FUSES, CAPS		5	5	63	HUIL. DE POISSON, AN. MAR
	FERTILIZERS NES				10	EXPLOS., AMORCES, DET.
DYESTUFF, PIGMENT, PAINT				5	ENGRAIS CHIMIQUES NDA	
CHEM. SPECIALTIES NES				4	MAT. COLOR. PIG. PEINTURE	
GASOLINE		135	135	1 156	ESSENCE	
FUEL OIL		972	972	5 420	MAZOUT	
LUBRICATING OIL, GREASE		18	18	27	HUILE, GRAISSE LUBRIF.	

TABLE 1. COMMODITIES LOADED AND UNLOADED AT CANADIAN PORTS IN COASTWISE SHIPPING, BY PORT - OCT-DEC, 1981

TABLEAU 1. MARCHANDISES CHARGÉES ET DÉCHARGÉES DANS LES PORTS CANADIENS AU TITRE DU CABOTAGE, SELON LE PORT - OCT-DEC, 1981

		METRIC TONNES - TONNES METRIQUE				
PORT	COMMODITY	LOADED	UNLOADED	TOTAL	CUMULATIVE	
PORT		CHARGÉES	DÉCHARGÉES	TOTAL	CUMULATIF	MARCHANDISES
	PETROL, COAL PROD. NES				19	DÉRIVE PETR., CHARB. NOA
	PRIMARY IRON, STEEL NES				4	FER, ACIER PRIMAIR. NOA
	CASTINGS, FORGINGS				24	MOUL. PIÈCES FORGÉES
	PLATE & SHEET STEEL				64	TOLES, FEUILLES D'ACIER
	PIPES, TUBES: IRON, STEEL				21	TUYAUX, TUBES: FER, ACIER
	METAL FAB. BASIC PROD.	1	17	18	63	OUVR. DE BASE EN METAL
	BRICKS, TILES NES				109	BRIQUES, TUILLES NDA
	CEMENT				89	CIMENT
	NDN-MET. MIN. BASIC PROD				12	PROD. MIN. NDN-MET. BASE
	MISC. FABRICATED PROD.			1	1	OUVRAGES DIVERS
	TRACTORS	7	5	12	12	TRACTEURS
	MACHINERY NES	9	3	12	101	MACHINES NDA
	PASS. AUTOS AND CHASSIS				8	VOITURES PART., CHASSIS
	TRUCKS AND CHASSIS				19	CAMIONS ET CHASSIS
	ROAD MOTOR VEH. NES				6	VEH. AUTOM. ROUTIERS NDA
	SHIPS, AIRCRAFT, MIS. VEH		5	5	5	NAVIRES, AVIONS, VEH. DIV
	RUBBER TIRES AND TUBES		1	1	1	PNEUS, CHAMBRES A AIR
	EQUIPMENT MISC.	14		14	381	MATERIEL DIVERS
	PERSONAL, HOUSEHOLD GOODS		7	7	9	ART. PERS. ET MENAGERS
	CONTAINERS, CLOSURES	40	1	41	182	CONTENEURS, FERMETURES
	GENERAL CARGO	84	439	523	2 922	MARCHANDISES DIVERSES
	PORT TOTAL	424	1 695	2 119	12 631	TOTAL DU PORT
HOLYWOOD	GASOLINE	3 204	7 819	11 023	40 311	ESSENCE
	FUEL OIL	62 051	1 537	63 588	241 408	MAZOUT
	PORT TOTAL	65 255	9 356	74 611	281 719	TOTAL DU PORT
LEWISPORTE	MEAT, FRESH OR FROZEN	6		6	6	VIANDE, FRAICHE / CONG.
	MEAT AND MEAT PREP. NES	1		1	1	VIANDES ET PREP. NDA
	FISH, FRESH OR FROZEN	1	33	34	471	POISSON, FRAIS OU CONG.
	SHELL FISH, NES				7	MOLLUSQUES CRUST., NDA
	CHEESE	1		1	1	FROMAGE
	DAIRY PROD. EGGS, HONEY				1	PROD. LAIT., OEUFS, MIEL
	CORN MEAL AND FLOUR	1		1	1	SEMOULE, FARINE DE MAIS
	WHEAT FLOUR	45	32	77	84	FARINE DE BLE
	MACARONI, CEREAL PROD.	1		1	1	PATES ALIM. PROD. CEREAL
	APPLES	1		1	1	POMMES
	FRESH FRUITS, BERRIES	1		1	1	FRUITS FRAIS, BAIES
	FROZEN FRUITS, BERRIES				2	FRUITS CONGÉLÉS, BAIES
	FRUIT JUICES	1		1	1	JUS DE FRUIT
	FRUITS, PREP. CANNED				197	FRUITS PREP. EN BOITE
	PEANUTS	1		1	1	CACAHUETES
	POTATOES	28		28	28	POMMES DE TERRE
	VEGETABLES, FRESH	12	30	42	43	LEGUMES, FRAIS
	VEGETABLES, FROZEN	6		6	12	LEGUMES, CONGÉLÉS
	VEGETABLE PREP. NES	7		7	103	PREP. DE LEGUMES NDA
	SUGAR, NES	1		1	1	SUCRE, NDA
	MISC. FOOD PREP. NES	1 258	304	1 562	2 540	OIV. PREP. ALIM. NDA
	HAY, FORAGE, STRAW	2		2	2	FOIN, FOURRAGE, PAILLE
	FEEDS OF ANIMAL ORIGIN		91	91	227	PROV. D'ORIGINE ANIMALE
	CONC. COMPLETE FEEDS				1	CONC., PROV. COMPLÈTES
	NON-ALCOHOLIC BEVERAGE	270		270	271	BOISSONS NON-ALCOOLIQ.
	ALE, BEER, STOUT, PORTER	28		28	28	ALE, BIÈRE, STOUT, PORTER
	RAW HIDES AND SKINS				4	PEAUX ET CUIRS BRUT
	BOLTS, ROUND TIMBER	56		56	64	BILLOTS, BOIS ROND
	COAL, BITUMINEOUS	1		1	1	CHARBON BITUMINEUX
	SAND AND GRAVEL				29	SABLE ET GRAVIERS
	LIMESTONE	15		15	15	PIERRE CALCAIRE
	SALT				5 148	SEL
	LUMBER AND TIMBER	348		348	379	BOIS OEUVRE ET CHARP.
	VENEER, PLYWOOD	2	2	4	4	PLACAGES, CONTRE-PLAQ.
	BLDG. PAPER AND BOARD	407	83	490	1 984	PLAQ. CONSTR., PAP/CART.
	TEXTILE FAB. MTL NES	1		1	11	OUVR. EN MAT. TEXT. NDA
	FISH, MARINE ANIMAL OIL				2	HUIL. DE POISSON, AN. MAR
	METALLIC SALTS				2	SELS METALLIQUES
	EXPLOS., FUSES, CAPS	5		5	75	EXPLOS., AMDRCS, DET.
	PLASTIC MATERIALS				1	MATIERES PLASTIQUES
	DYESTUFF, PIGMENT, PAINT	2		2	2	MAT. COLOR. PIG. PEINTURE
	GASOLINE	1 413		13 038	48 892	ESSENCE
	FUEL OIL	2 160	11 625	37 782	73 874	MAZOUT
	LUBRICATING OIL, GREASE				4	HUIL. GRAISSE LUBRIF.
	ASPHALTS, ROAD OILS		22	22	22	ASPHALTE, BITUME LIQD.
	COAL TAR, PITCH		36	36	36	GOUDRON, BRAI DE BOUIL.
	PETROL, COAL PROD. NES		14	14	20	DÉRIVE PETR., CHARB. NDA
	CASTINGS, FORGINGS	751		751	758	MOUL. PIÈCES FORGÉES
	METAL FAB. BASIC PROD.	35	5	40	63	OUVR. DE BASE EN METAL
	CEMENT	233	83	316	968	CIMENT
	CEMENT BASIC PROD.	548	1 088	1 636	1 636	OUVR. DE BASE CIMENT
	NDN-MET. MIN. BASIC PROD	103	58	161	180	PROD. MIN. NDN-MET. BASE
	MISC. FABRICATED PROD.	25		25	26	OUVRAGES DIVERS
	TRACTORS	15		15	35	TRACTEURS
	MACHINERY NES	101	40	141	239	MACHINES NDA
	PASS. AUTOS AND CHASSIS				282	VOITURES PART., CHASSIS
	TRUCKS AND CHASSIS				9	CAMIONS ET CHASSIS
	MOTOR VEHICLE ENGINES	18	7	25	33	MOTEURS DE VEH. AUTOM.
	ROAD MOTOR VEH. NES	275	914	1 189	1 475	VEH. AUTOM. ROUTIERS NDA
	SHIPS, AIRCRAFT, MIS. VEH	25	5	30	45	NAVIRES, AVIONS, VEH. DIV
	RUBBER TIRES AND TUBES	1		1	1	PNEUS, CHAMBRES A AIR
	EQUIPMENT MISC.	90	85	175	259	MATERIEL DIVERS
	PERSONAL, HOUSEHOLD GOODS	20	1	21	110	ART. PERS. ET MENAGERS
	CONTAINERS, CLOSURES	185	418	603	1 208	CONTENEURS, FERMETURES

TABLE 1. COMMODITIES LOADED AND UNLOADED AT CANADIAN PORTS IN COASTWISE SHIPPING, BY PORT - OCT-DEC, 1981

TABLEAU 1. MARCHANDISES CHARGÉES ET DÉCHARGÉES DANS LES PORTS CANADIENS AU TITRE DU CABOTAGE, SELON LE PORT - OCT-DEC, 1981

PORT	COMMODITY	METRIC TONNES - TONNES METRIQUE		TOTAL	CUMULATIVE	MARCHANDISES
		LOADED CHARGÉES	UNLOADED DÉCHARGÉES			
	GENERAL CARGO	765	271	1 036	3 107	MARCHANDISES DIVERSES
	CONTAINERIZED FREIGHT	5	138	143	459	FRET CONTENEURESE
	PORT TOTAL	9 277	51 007	60 284	145 494	TOTAL DU PORT
LITTLE BAY	GASOLINE				1 439	ESSENCE
	FUEL OIL				1 667	MAZOUT
	PORT TOTAL				3 106	TOTAL DU PORT
LONG POND	BARLEY				1 875	ORGE
	CORN				1 551	MAIS
	OATS				1 636	AVOINE
	WHEAT		3 848	3 848	8 643	BLE
	HULLS, SCREENINGS, CHAFF		1 085	1 085	1 085	ECOLURES, CRIBLURES, BAL
	GASOLINE		4 047	4 047	28 313	ESSENCE
	FUEL OIL		3 794	3 794	37 463	MAZOUT
	METAL FAB. BASIC PROD.				70	OUVR. DE BASE EN METAL
	PORT TOTAL		12 774	12 774	80 636	TOTAL DU PORT
MARYSTOWN	SUGAR PREPARATIONS				5	PREP. A BASE DE SUCRE
	MISC. FOOD PREP. NES				12	DIV. PREP. ALIM. NDA
	HAY, FORAGE, STRAW		24	24	36	FOIN, FOURRAGE, PAILLE
	FEEDS OF ANIMAL ORIGIN	456		456	2 701	PROV. O ORIGINE ANIMALE
	NON-ALCOHOLIC BEVERAGE	1		1	5	BOISSONS NON-ALCOOLIQ.
	ALE, BEER, STOUT, PORTER	7		7	19	ALE, BIÈRE, STOUT, PORTER
	RAW HIDES AND SKINS		2	2	2	PEAUX ET CUIRS BRUT
	LIMESTONE				124	PIERRE CALCAIRE
	SALT				4 717	SEL
	LUMBER AND TIMBER		24	24	521	BOIS D'OEUVRE ET CHARP.
	SHINGLES AND SHAKES				29	BARDEAUX, BARD. FACADE
	VENEER, PLYWOOD		1	1	71	PLACAGES, CONTRE-PLAQ.
	WOOD FAB. MATERIALS				43	DEMI-PRODUITS EN BOIS
	PAPERBOARD		3	3	46	CARTON
	BLOG. PAPER AND BOARD				125	PLAQ. CONSTR., PAP/CART.
	TEXTILE FAB. MTL NES		1	1	2	OUVR. EN MAT. TEXT. NDA
	METALLIC SALTS				3	SELS METALLIQUES
	FERTILIZERS NES				62	ENGRAIS CHIMIQUES NDA
	DYESTUFF, PIGMENT, PAINT				9	MAT. COLOR. PIG. PEINTURE
	GASOLINE		4 980	4 980	13 062	ESSENCE
	FUEL OIL		2 335	2 335	20 166	MAZOUT
	PLATE & SHEET STEEL				1 107	TOLES, FEUILLES D'ACIER
	STRUCTURAL SHAPES				649	PROFILES DE CONSTRUCT.
	METAL FAB. BASIC PROD.	1	4	5	17	OUVR. DE BASE EN METAL
	BRICKS, TILES NES				90	BRIQUES, TUILES NDA
	CEMENT		42	42	483	CIMENT
	NON-MET. MIN. BASIC PROD		22	22	66	PROD. MIN. NON-MET. BASE
	MISC. FABRICATED PROD.	1		1	6	OUVRAGES DIVERS
	MACHINERY NES		3	3	8	MACHINES NDA
	TRUCKS AND CHASSIS				2	CAMIONS ET CHASSIS
	MOTOR VEHICLE ENGINES	15		15	15	MOTEURS DE VEH. AUTOM.
	ROAD MOTOR VEH. NES				12	VEH. AUTOM. ROUTIERS NDA
	SHIPS, AIRCRAFT, MIS. VEH				7	NAVIRES, AVIONS, VEH. DIV
	EQUIPMENT MISC.		25	25	120	MATERIEL DIVERS
	PERSONAL, HSEHOLD GOODS	1	5	6	23	ART. PERS. ET MENAGERS
	CONTAINERS, CLOSURES	13	4	17	41	CONTENEURS, FERMETURES
	MISC. END PRODUCTS NES		2	2	3	PRODUITS FINIS DIV. NDA
	GENERAL CARGO	22	68	90	417	MARCHANDISES DIVERSES
	PORT TOTAL	517	7 545	8 062	44 826	TOTAL DU PORT
PORT AUX BASQUES	LIVE ANIMALS, NES	3		3	3	ANIMAUX VIVANTS, NDA
	MEAT, FRESH OR FROZEN		1	1	225	VIANDE, FRAICHE / CONG.
	MEAT AND MEAT PREP. NES		497	497	1 120	VIANDES ET PREP. NDA
	FISH, FRESH OR FROZEN	32	209	241	270	POISSON, FRAIS OU CONG.
	FISH, SALTED OR CURED				1	POISSON, SALE OU FUME
	SHELL FISH, NES	9		9	22	MOLLUSQUES CRUST. NDA
	MILK POWDER				47	LAIT EN POUDRE
	DAIRY PROD. EGGS, HONEY				127	PROD. LAIT., OEUFS, MIEL
	CORN		114	114	768	MAIS
	OATS		204	204	495	AVOINE
	WHEAT				88	BLE
	CEREALS UNMILLED, NES		20	20	20	CEREALES NON MOUL., NDA
	CORN STARCH				36	FECULE DE MAIS
	WHEAT FLOUR		4 595	4 595	15 101	FARINE DE BLE
	CEREALS MILLED, NES		204	204	1 386	CEREALES MOULUES, NDA
	BAKERY PROD. INC. FROZEN		24	24	304	PROD. BOUL., PROD. CONG.
	MACARONI, CEREAL PROD.				36	PATES ALIM. PROD. CEREAL
	APPLES		24	24	146	POMMES
	FRESH FRUITS, BERRIES		80	80	129	FRUITS FRAIS, BAIES
	FROZEN FRUITS, BERRIES				45	FRUITS CONGELES, BAIES
	DRIED FRUITS				70	FRUITS SECS
	FRUITS, PREP. CANNED		415	415	6 634	FRUITS PREP. EN BOITE
	POTATOES		27	27	54	POMMES DE TERRE
	VEGETABLES, FRESH				2	LEGUMES, FRAIS
	VEGETABLES, FROZEN		415	415	82	LEGUMES, CONGELES
	VEGETABLE PREP. NES				1 094	PREP. DE LEGUMES NDA
	SUGAR, NES		1 098	1 098	4 958	SUCRE, NDA
	SUGAR PREPARATIONS		101	101	684	PREP. A BASE DE SUCRE
	COFFEE		233	233	422	CAFE
	MARGARINE		650	650	1 919	MARGARINE
	SHORTENING		21	21	487	GRAISSE CULINAIRE
	MISC. FOOD PREP. NES	196	2 130	2 326	6 732	DIV. PREP. ALIM. NDA
	HAY, FORAGE, STRAW		276	276	1 758	FOIN, FOURRAGE, PAILLE

TABLE 1. COMMODITIES LOADED AND UNLOADED AT CANADIAN PORTS IN COASTWISE SHIPPING, BY PORT - OCT-DEC, 1981

TABLEAU 1. MARCHANDISES CHARGÉES ET DECHARGÉES DANS LES PORTS CANADIENS AU TITRE DU CABOTAGE, SELON LE PORT - OCT-DEC, 1981

		METRIC TONNES - TONNES METRIQUE				
PORT	COMMODITY	LOADED	UNLOADED	TOTAL	CUMULATIVE	
PORT		CHARGÉES	DECHARGÉES	TOTAL	CUMULATIF	MARCHANDISES
	HULLS, SCREENINGS, CHAFF				45	ECOLURES, CRIBLURES, BAL
	BRAN, SHDRTS, MIDLINGS		126	126	167	SON, ISSUES DE CEREALES
	SOYA. OIL MEAL, CAKE				210	FARINE TOURT. GR. SOYA
	OIL SEED MEAL, CAKE NES				33	FAR. TOURT. OLEAG. NDA
	FEEDS, VEGETABLE ORIGIN				122	PROV. D'ORIGINE VEGETALE
	FEEDS OF ANIMAL ORIGIN	1 096	233	1 329	7 771	PROV. D'ORIGINE ANIMALE
	CONC. COMPLETE FEEDS		1 554	1 554	8 148	CONC., PROV. COMPLETES
	NON-ALCOHOLIC BEVERAGE	17		17	45	BOISSONS NON-ALCOOLIQ.
	ALE, BEER, STOUT, PORTER	23		23	96	ALE, BIÈRE, STOUT, PORTER
	DIST. ALCOHOLIC BEV.				3	BOISS. ALCOOL. DIST.
	CIGARETTES		11	11	11	CIGARETTES
	SEEDS FOR SOWING NES				7	GRAINES DE SEMENCE NDA
	BOLTS, ROUND TIMBER				249	BILLOTS, BOIS ROUNDS
	PULPWOOD				350	BOIS A PATE
	DRES AND CONC. NES		46	46	50	MINERALS ET CONC. NDA
	IRON AND STEEL SCRAP				5 262	DECHETS DE FER, D'ACIER
	COAL, BITUMINOUS	34	765	799	1 220	CHARBON BITUMINEUX
	ASBESTOS				54	AMIANTE
	CLAY MATERIALS NES		764	764	1 842	MATIERES ARGIL. NDA
	SAND AND GRAVEL		259	259	855	SABLE ET GRAVIERS
	LIMESTONE		861	861	4 161	PIERRE CALCAIRE
	STONE, CRUDE NES				1	PIERRE BRUTE NDA
	BARYTES, NATURAL		421	421	4 742	BARYTINE NATURELLE
	PHOSPHATE ROCK				18	ROCHE PHOSPHATEE
	SALT		388	388	6 141	SEL
	WASTE AND SCRAP NES	191		191	538	DECHETS ET REBUTS NDA
	RUBBER FAB. MATERIALS				294	DEMI-PROD. CAOUTCHOUC
	LUMBER AND TIMBER	85	4 658	4 743	25 384	BOIS D'OEUVRE ET CHARP.
	FLOORING		18	18	18	LAMES POUR PARQUET
	RAILWAY TIES		73	73	1 796	TRAVERSES DE CH. FER
	SHINGLES AND SHAKES				83	BARDEAUX, BARD. FACADE
	VENEER, PLYWOOD	1	1 141	1 142	7 410	PLACAGES, CONTRE-PLAQ.
	COOPERAGE STOCK				62	OEMI-PROD. TONNELLERIE
	WOOD FAB. MATERIALS	2	69	71	819	OEMI-PRODUITS EN BOIS
	PULP		1 097	1 097	6 866	PATE
	NEWSPRINT PAPER	9 129	110	9 239	43 053	PAPIER JOURNAL
	PAPER NES	6 462	760	7 222	11 097	PAPIER NDA
	PAPERBOARD		483	483	1 943	CARTON
	BLDG. PAPER AND BOARD	4	1 103	1 107	9 122	PLAQ. CONSTR., PAP/CART.
	WET MACHINE BOARD		520	520	1 297	CARTON EN PATE PRESSE
	TEXTILE FAB. MTL NES				1 073	OUVR. EN MAT. TEXT. NDA
	FISH, MARINE ANIMAL OIL	23		23	53	HUIL. DE POISSON, AN. MAR
	VEG. OILS, FATS NES		21	21	262	HUIL. MAT. GRAS. VEG. NDA
	OILS, FATS, WAXES NES		17	17	17	HUIL. MAT. GRAS. CIRE NDA
	METALLIC SALTS		580	580	1 834	SELS METALLIQUES
	INORGANIC CHEMS. NES		262	262	1 277	PROD. CHIM. INORG. NDA
	EXPLOS., FUSES, CAPS		484	484	2 947	EXPLOS., AMORCES, DET.
	FERTILIZERS NES		285	285	4 790	ENGRAIS CHIMIQUES NDA
	AGRICULTURAL CHEMICALS				66	PROD. CHIM. AGRICOLES
	PLASTIC MATERIALS		189	189	947	MATIERES PLASTIQUES
	DYESTUFF, PIGMENT, PAINT		3	3	67	MAT. COLOR. PIC. PEINTURE
	CHEM. SPECIALTIES NES				37	PROD. CHIM. SPECIAUX NDA
	GASOLINE	5		5	15	ESSENCE
	FUEL OIL	49	5 634	5 683	22 582	MAZOUT
	LUBRICATING OIL, GREASE		420	420	1 935	HUILE, GRAISSE LUBRIF.
	COKE				29	COKE
	ASPHALTS, ROAD OILS				98	ASPHALTE, BITUME LIQD.
	COAL TAR, PITCH		24	24	47	GOUDRON, BRAI DE BOUIL.
	PETROL. COAL PROD. NES		979	979	4 348	DERIVE PETR. CHARB. NDA
	PRIMARY IRON, STEEL NES				233	FER, ACIER PRIMAIR. NDA
	CASTINGS, FORGINGS				17	MOUL. PIECES FORGEES
	BAR AND RODS, STEEL				641	BARRES ET TIGES ACIER
	PLATE & SHEET STEEL		165	165	2 184	TOLES, FEUILLES D'ACIER
	STRUCTURAL SHAPES		35	35	1 241	PROFILES DE CONSTRUCT.
	RAILS & TRACK MATERIAL		272	272	1 956	RAILS, MAT. VOIE FERREE
	PIPES, TUBES: IRON, STEEL				417	TUYAUX, TUBES: FER, ACIER
	WIRE		26	26	235	FIL METALLIQUE
	ALUMINUM				53	ALUMINIUM
	NON-FERROUS METALS NES				106	METAUX NON-FERREUX NDA
	METAL FAB. BASIC PROD.	37	158	195	1 879	OUVR. DE BASE EN METAL
	BRICKS, TILES NES		56	56	731	BRIQUES, TUILES NDA
	GLASS BASIC PRODUCTS		19	19	19	OUVR. DE BASE EN VERRE
	CEMENT	301	22	323	2 033	CIMENT
	CEMENT BASIC PROD.		10	10	87	OUVR. DE BASE CIMENT
	LIME		786	786	2 907	CHAUX
	NON-MET. MIN. BASIC PROD	1	1 889	1 890	4 729	PROD. MIN. NON-MET. BASE
	MISC. FABRICATED PROD.		23	23	105	OUVRAGES DIVERS
	TRACTORS				2	TRACTEURS
	MACHINERY NES	11	55	66	379	MACHINES NDA
	RAILWAY ROLLING STOCK		23	23	220	MAT. ROUL. DE CH. DE FER
	PASS. AUTOS AND CHASSIS		1 504	1 504	8 955	VOITURES PART., CHASSIS
	TRUCKS AND CHASSIS				59	CAMIONS ET CHASSIS
	MOTOR VEHICLE ENGINES	2	163	165	458	MOTEURS DE VEH. AUTOM.
	ROAD MOTOR VEH. NES				2 560	VEH. AUTOM. ROUTIERS NDA
	SHIPS, AIRCRAFT, MIS. VEH	1	114	115	234	NAVIRES, AVIONS, VEH. DIV
	RUBBER TIRES AND TUBES	4	103	107	680	PNEUS, CHAMBRES A AIR
	EQUIPMENT MISC.	18	983	1 001	5 153	MATERIEL DIVERS
	PERSONAL, HSEHOLD GOODS	1	1 281	1 282	6 034	ART. PERS. ET MENAGERS
	CONTAINERS, CLOSURES	149	1 607	1 756	8 084	CONTENEURS, FERMETURES
	MISC. END PRODUCTS NES	31	372	403	1 340	PRODUITS FINIS DIV. NDA
	GENERAL CARGO	870	3 012	3 882	17 287	MARCHANDISES DIVERSES
	PORT TOTAL	18 787	48 374	67 161	310 092	TOTAL DU PORT

TABLE 1. COMMODITIES LOADED AND UNLOADED AT CANADIAN PORTS IN COASTWISE SHIPPING, BY PORT - OCT-DEC, 1981

TABLEAU 1. MARCHANDISES CHARGÉES ET DÉCHARGÉES DANS LES PORTS CANADIENS AU TITRE DU CABOTAGE, SELON LE PORT - OCT - DEC, 1981

		METRIC TONNES - TONNES METRIQUE					
PORT	COMMODITY	LOADED	UNLOADED	TOTAL	CUMULATIVE		
PORT		CHARGÉES	DÉCHARGÉES	TOTAL	CUMULATIF	MARCHANDISES	
PORT HOPE SIMPSON	MEAT AND MEAT PREP.NES		1	1	1	VIANDES ET PREP.NDA	
	MILK POWDER		9	9	9	LAIT EN POUDDRE	
	WHEAT FLOUR		1	1	1	FARINE DE BLE	
	FRUIT JUICES		1	1	1	JUS DE FRUIT	
	POTATOES		14	14	14	POMMES DE TERRE	
	VEGETABLE PREP.NES		3	3	3	PREP. DE LEGUMES NDA	
	MISC.FOOD PREP.NES		142	142	142	DIV.PREP.ALIM.NDA	
	NON-ALCOHOLIC BEVERAGE		2	2	2	BOISSONS NON-ALCOOLIQ.	
	LUMBER AND TIMBER	17	18	35	35	BOIS D'OEUVRE ET CHARP.	
	SHINGLES AND SHAKES					BARDEAUX, BARD.FACADE	
	VENEER, PLYWOOD	3		3	3	PLACAGES, CONTRE-PLAQ.	
	PULP	1		1	1	PATE	
	BLDG.PAPER AND BOARD			31	31	PLAQ.CONSTR., PAP/CART.	
	SYNTHETIC RUBBER			2	2	CAOUTCHOUC SYNTHETIQUE	
	GASOLINE			14	14	ESSENCE	
	FUEL OIL			28	28	MAZOUT	
	METAL FAB.BASIC PROD.			5	5	OUVR.OE BASE EN METAL	
	CEMENT			20	20	CIMENT	
	NDN-MET.MIN.BASIC PROD	11	20	31	31	PROD.MIN.NON-MET.BASE	
	MACHINERY NES	35	50	85	85	MACHINES NDA	
	MOTOR VEHICLE ENGINES			1	1	MOTEURS DE VEH.AUTOM.	
	ROAD MOTOR VEH. NES			2	2	VEH.AUTOM.ROUTIERS NDA	
	SHIPS, AIRCRAFT, MIS.VEH	3		3	3	NAVIRES, AVIONS, VEH.DIV	
	EQUIPMENT MISC.	1	8	9	18	MATERIEL DIVERS	
	PERSONAL, HSEHOLD GOODS	2		2	6	ART.PERS.ET MENAGERS	
	CONTAINERS, CLOSURES	26		26	66	CONTENEURS, FERMETURES	
	GENERAL CARGO	14	131	145	244	MARCHANDISES DIVERSES	
	PORT TOTAL	113	503	616	1 116	TOTAL DU PORT	
	LDNS HARBOUR	PHOSPHATE ROCK		12 814	12 814	35 526	ROCHE PHOSPHATEE
		INDORGANIC CHEMS. NES				32 701	PROD.CHIM.INORG.NDA
		LUBRICATING OIL, GREASE	10 927		10 927	10 927	HUILE, GRAISSE LUBRIF.
		COKE	8 626		8 626	8 626	COKE
PORT TOTAL		19 553	12 814	32 367	87 780	TOTAL DU PORT	
ST. ALBANS		FISH, FRESH OR FROZEN		1	1	2	POISSON, FRAIS OU CONG.
SUGAR PREPARATIONS					3	PREP. A BASE DE SUCRE	
MISC.FOOD PREP.NES					2	DIV.PREP.ALIM.NDA	
CONC.COMPLETE FEEDS					1	CONC., PROV.COMPLETES	
ALE, BEER, STOUT, PORTER	3		3	3	6	ALE, BIERE, STOUT, PORTER	
STONE, CRUDE NES					1	PIERRE BRUTE NDA	
SALT			2 299	2 299	2 299	SEL	
LUMBER AND TIMBER	9		21	30	115	BOIS D'OEUVRE ET CHARP.	
SHINGLES AND SHAKES					3	BARDEAUX, BARD.FACADE	
VENEER, PLYWOOD					1	PLACAGES, CONTRE-PLAQ.	
PAPER NES					1	PAPIER NDA	
BLDG.PAPER AND BOARD			2	2	43	PLAQ.CONSTR., PAP/CART.	
TEXTILE FAB.MTL NES					1	OUVR.EN MAT.TEXT.NDA	
GASOLINE			506	506	899	ESSENCE	
FUEL OIL			2 480	2 480	3 059	MAZOUT	
METAL FAB.BASIC PROD.	2		9	11	11	OUVR.OE BASE EN METAL	
TRACTORS	5		7	12	12	TRACTEURS	
MACHINERY NES					1	MACHINES NDA	
SHIPS, AIRCRAFT, MIS.VEH					1	NAVIRES, AVIONS, VEH.DIV	
RUBBER TIRES AND TUBES	1			1	1	PNEUS, CHAMBRES A AIR	
EQUIPMENT MISC.			3	3	7	MATERIEL DIVERS	
PERSONAL, HSEHOLD GOODS	1		1	5	5	ART.PERS.ET MENAGERS	
CONTAINERS, CLOSURES	3		3	3	4	CONTENEURS, FERMETURES	
GENERAL CARGO			29	29	65	MARCHANDISES DIVERSES	
PORT TOTAL	24	5 357	5 381	6 543	TOTAL DU PORT		
ST. JOHNS	MEAT, FRESH OR FROZEN	26		26	26	VIANDE, FRAICHE / CONG.	
	FISH, FRESH OR FROZEN		14	14	15	POISSON, FRAIS OU CONG.	
	DAIRY PROD.EGGS,HONEY	36		36	52	PROD.LAIT., OEUFS, MIEL	
	BARLEY		1 555	1 555	5 631	ORGE	
	CORN		1 668	1 668	3 434	MAIS	
	OATS					14	AVOINE
	WHEAT		3 177	3 177	6 020	BLE	
	WHEAT FLOUR	5		5	5	FARINE DE BLE	
	FRUITS, PREP. CANNED					15	FRUITS PREP. EN BOITE
	POTATOES	10		10	10	POMMES DE TERRE	
	VEGETABLES, FRESH	9		9	9	LEGUMES, FRAIS	
	VEGETABLE PREP.NES	2		2	2	PREP. DE LEGUMES NDA	
	MISC.FOOD PREP.NES	395	1	396	421	DIV.PREP.ALIM.NDA	
	GROUND CEREALS NES	15		15	15	CEREALES MOULUES NDA	
	OIL SEED MEAL, CAKE NES	161		161	161	FAR. TOURT. OLEAG.NDA	
	FEEDS, VEGETABLE ORIGIN	2		2	2	PROD.DORIGINE VEGETALE	
	NON-ALCOHOLIC BEVERAGE	18		18	41	BOISSONS NON-ALCOOLIQ.	
	ALE, BEER, STOUT, PORTER	25		25	33	ALE, BIERE, STOUT, PORTER	
	BOLTS, ROUND TIMBER	5		5	10	BILLOTS, BOIS RONDS	
	IRON AND STEEL SCRAP					8	DECHETS DE FER, D'ACIER
	COAL, BITUMINOUS	1		1	1	CHARBON BITUMINEUX	
	SAND AND GRAVEL	54		54	54	SABLE ET GRAVIERS	
	SALT			8 141	8 141	20 601	SEL
	LUMBER AND TIMBER	63	105	168	168	BOIS D'OEUVRE ET CHARP.	
	SHINGLES AND SHAKES	18		18	18	BARDEAUX, BARD.FACADE	
	VENEER, PLYWOOD					1	PLACAGES, CONTRE-PLAQ.
	PAPER NES					4	PAPIER NDA
	BLDG.PAPER AND BOARD	229		229	263	PLAQ.CONSTR., PAP/CART.	
	FISH, MARINE ANIMAL OIL			7	7	HUIL. DE POISSON, AN.MAR	
	INORGANIC CHEMS. NES	11		11	11	PROD.CHIM.INORG.NDA	

TABLE 1. COMMODITIES LOADED AND UNLOADED AT CANADIAN PORTS IN COASTWISE SHIPPING, BY PORT - OCT-DEC, 1981

TABLEAU 1. MARCHANDISES CHARGÉES ET DECHARGÉES DANS LES PORTS CANADIENS AU TITRE DU CABOTAGE, SELON LE PORT - OCT-DEC, 1981

		METRIC TONNES - TONNES METRIQUE					
PORT	COMMODITY	LOADED	UNLOADED	TOTAL	CUMULATIVE		
PORT		CHARGÉES	DECHARGÉES	TOTAL	CUMULATIF	MARCHANDISES	
	EXPLOS., FUSES, CAPS				5	EXPLOS., AMORCES, DET.	
	SYNTHETIC RUBBER	2		2	2	CADOUTHOUC SYNTHETIQUE	
	DYESTUFF, PIGMENT, PAINT	4		4	6	MAT. COLOR. PIG. PEINTURE	
	GASOLINE	1 651	31 157	32 808	175 081	ESSENCE	
	FUEL OIL	3 498	64 069	67 567	371 683	MAZOUT	
	LUBRICATING OIL, GREASE		64	64	270	HUILE, GRAISSE LUBRIF.	
	PETROL-COAL PROD. NES		111	142	212	DERIVE PETR. CHARB. NDA	
	PRIMARY IRON, STEEL NES	31		13	13	FER, ACIER PRIMAIR. NDA	
	BAR AND RODS, STEEL	13		1	1	BARRES ET TIGES ACIER	
	METAL FAB. BASIC PROD.	1	4	71	139	OUVR. DE BASE EN METAL	
	NON-MET. MIN. BASIC PROD	4		4	11	PROD. MIN. NON-MET. BASE	
	MISC. FABRICATED PROD.	4		4	4	OUVRAGES DIVERS	
	TRACTORS	38	30	68	88	TRACTEURS	
	MACHINERY NES	58	256	314	967	MACHINES NDA	
	PASS. AUTOS AND CHASSIS		1 891	1 891	15 325	VOITURES PART., CHASSIS	
	BUSES AND CHASSIS		7	7	7	AUTOBUS ET CHASSIS	
	TRUCKS AND CHASSIS	175	176	351	1 139	CAMIONS ET CHASSIS	
	MOTOR VEHICLE ENGINES	1		1	6	MOTEURS DE VEH. AUTOM.	
	ROAD MOTOR VEH. NES				30	VEH. AUTOM. ROUTIERS NDA	
	SHIPS, AIRCRAFT, MIS. VEH	6	8	14	30	NAVIRES, AVIONS, VEH. DIV	
	EQUIPMENT MISC.	77	5	82	583	MATERIEL DIVERS	
	PERSONAL, HSEHOLD GOODS	2		2	33	ART. PERS. ET MENAGERS	
	CONTAINERS, CLOSURES	63	64	127	163	CONTENEURS, FERMETURES	
	MISC. END PRODUCTS NES				18	PRODUITS FINIS DIV. NDA	
	GENERAL CARGO	1 085	3 705	4 790	20 927	MARCHANDISES DIVERSES	
	CONTAINERIZED FREIGHT	10 546	64 722	75 268	300 754	FRET CONTENEURESE	
	PORT TOTAL	18 411	180 937	199 348	924 549	TOTAL DU PORT	
ST. LAWRENCE	FRUITS, PREP. CANNED				1	FRUITS PREP. EN BOITE	
	GROUND CEREALS NES		1	1	1	CEREALES MOULUES NDA	
	CONC. COMPLETE FEEDS		4	4	5	CONC., PROV. COMPLETES	
	LUMBER AND TIMBER		27	27	249	BOIS D'OEUVRE ET CHARP.	
	VENEER, PLYWOOD				18	PLACAGES, CONTRE-PLAQ.	
	METAL FAB. BASIC PROD.		2	2	4	OUVR. DE BASE EN METAL	
	CEMENT		18	18	136	CIMENT	
	NON-MET. MIN. BASIC PROD				4	PROD. MIN. NON-MET. BASE	
	MISC. FABRICATED PROD.				2	OUVRAGES DIVERS	
	EQUIPMENT MISC.				1	MATERIEL DIVERS	
	PERSONAL, HSEHOLD GOODS				2	ART. PERS. ET MENAGERS	
	CONTAINERS, CLOSURES	2		2	3	CONTENEURS, FERMETURES	
	GENERAL CARGO		5	5	33	MARCHANDISES DIVERSES	
	PORT TOTAL	2	57	59	459	TOTAL DU PORT	
STEPHENVILLE	SALT				4 736	SEL	
	GASOLINE				3 503	ESSENCE	
	FUEL OIL		18 127	18 127	27 625	MAZOUT	
	ASPHALTS, ROAD OILS				10 325	ASPHALTE, BITUME LIQD.	
	PORT TOTAL		18 127	18 127	46 189	TOTAL DU PORT	
TILT COVE	COPPER ORE AND CONC.	5 097		5 097	20 947	MINERAL, CONC. CUIVRE	
	PORT TOTAL	5 097		5 097	20 947	TOTAL DU PORT	
NFLD-NES/T-N -NDA	MEAT, FRESH OR FROZEN		13	13	47	VIANDE, FRAICHE / CONG.	
	FISH, FRESH OR FROZEN	227	11	238	1 364	POISSON, FRAIS OU CONG.	
	FISH, SALTED OR CURED	1	1	2	184	POISSON, SALE OU FUME	
	SHELL FISH, NES	1	9	10	60	MOLLUSQUES CRUST., NOA	
	CHEESE		1	1	1	FROMAGE	
	MILK POWDER	9		9	122	LAIT EN POUORE	
	DAIRY PROD. EGGS, HONEY		32	32	175	PROD. LAIT., OEUFS, MIEL	
	CORN				1	MAIS	
	CORN MEAL AND FLOUR		1	1	1	SEMOULE, FARINE DE MAIS	
	WHEAT FLOUR	3	58	61	102	FARINE DE BLE	
	BAKERY PROD. INC. FROZEN				1	PROD. BOUL., PROD. CONG.	
	MACARONI, CEREAL PROD.		1	1	1	PATES ALIM. PROD. CEREAL	
	APPLES		1	1	1	POMMES	
	FRESH FRUITS, BERRIES		1	1	5	FRUITS FRAIS, BAIES	
	FROZEN FRUITS, BERRIES				2	FRUITS CONGELES, BAIES	
	FRUITS, PREP. CANNED	2	1	3	72	FRUITS PREP. EN BOITE	
	PEANUTS		1	1	1	CACAHUETES	
	POTATDES	14	20	34	48	POMMES DE TERRE	
	VEGETABLES, FRESH	7	21	28	35	LEGUMES, FRAIS	
	VEGETABLES, FROZEN		6	6	16	LEGUMES, CONGELES	
	VEGETABLE PREP. NES		6	6	11	PREP. DE LEGUMES NDA	
	SUGAR, NES		29	29	85	SUCRE, NDA	
	SUGAR PREPARATIONS				12	PREP. A BASE DE SUCRE	
	MISC. FOOD PREP. NES	84	1 121	1 205	2 246	DIV. PREP. ALIM. NDA	
	HAY, FORAGE, STRAW		14	14	14	FOIN, FOURRAGE, PAILLE	
	SOYA, OIL MEAL, CAKE		1	1	1	FARINE TOURT. GR. SOYA	
	FEEDS, VEGETABLE ORIGIN		2	2	2	PROD. D'ORIGINE VEGETALE	
	FEEDS OF ANIMAL ORIGIN	114		114	771	PROD. D'ORIGINE ANIMALE	
	CONC. COMPLETE FEEDS				2	CONC., PROD. COMPLETES	
	NON-ALCOHOLIC BEVERAGE	3	59	62	189	BOISSONS NON-ALCOOL. Q.	
	ALE, BEER, STOUT, PORTER	30	72	102	317	ALE, BIERE, STOUT, PORTER	
	DIST. ALCOHOLIC BEV.		1	1	3	BOISS. ALCOOL. DIST.	
	HAW HIDES AND SKINS				4	PEAUX ET CUIRS BRUT	
	BOLTS, ROUND TIMBER		63	63	108	BILLOTS, BOIS ROUNDS	
	CRUDE WOOD MTL. NES				13	MATERIES BOIS BRUT NDA	
	IRON AND STEEL SCRAP				8	DECHETS DE FER, D'ACIER	
	COAL, BITUMINOUS		67	67	69	CHARBON BITUMINEUX	
	SAND AND GRAVEL		54	54	355	SABLE ET GRAVIERS	
	LIMESTONE		56	56	56	PIERRE CALCAIRE	

TABLE 1. COMMODITIES LOADED AND UNLOADED AT CANADIAN PORTS IN COASTWISE SHIPPING, BY PORT - OCT-DEC, 1981

TABLEAU 1. MARCHANDISES CHARGÉES ET DECHARGÉES DANS LES PORTS CANADIENS AU TITRE DU CABOTAGE, SELON LE PORT - OCT - DEC, 1981

		METRIC TONNES - TONNES METRIQUE				
PORT	COMMODITY	LOADED	UNLOADED	TOTAL	CUMULATIVE	
PORT		CHARGÉES	DECHARGÉES	TOTAL	CUMULATIF	MARCHANDISES
	WATER AND ICE				4	EAU ET GLACE
	SALT	7	5 803	5 810	23 899	SEL
	LEATHER				1	CUIR
	FURS, DRESSED	1	1	2	3	FOURRURES APPRETEES
	LUMBER AND TIMBER	56	531	587	1 039	BOIS D'OEUVRE ET CHARP.
	SHINGLES AND SHAKES		18	18	35	BARDEAUX, BARD. FACADE
	VENEER, PLYWOOD	5	60	65	68	PLACAGES, CONTRE-PLAQUE
	COOPERAGE STOCK				8	DEMI-PROD. TONNELLERIE
	WOOD FAB. MATERIALS	2	9	11	16	DEMI-PRODUITS EN BOIS
	PULP		1	1	1	PATE
	PAPER NES				5	PAPIER NDA
	PAPERBOARD				1	CARTON
	BLDG. PAPER AND BOARD	71	328	399	1 165	PLAQUE CONSTR., PAP/CART.
	TEXTILE FAB. MTL NES	5	6	11	25	OUVR. EN MAT. TEXT. NDA
	FISH, MARINE ANIMAL OIL	17	10	27	100	HUIL. DE POISSON, AN. MAR
	METALLIC SALTS				14	SELS METALLIQUES
	EXPLOS., FUSES, CAPS	5	5	10	112	EXPLOS., AMORCES, DET.
	FERTILIZERS NES				7	ENGRAIS CHIMIQUES NDA
	PLASTIC MATERIALS		6	6	1	MATIERES PLASTIQUES
	DYESTUFF, PIGMENT, PAINT				13	MAT. COLOR. PIG. PEINTURE
	CHEM. SPECIALTIES NES	1	1	2	4	PROD. CHIM. SPECIAUX NDA
	GASOLINE	45	4 913	4 958	23 108	ESSENCE
	FUEL OIL	223	15 807	16 030	57 687	MAZOUT
	LUBRICATING OIL, GREASE		1	1	20	HUIL. GRAISSE LUBRIF.
	COKE				1	COKE
	PETROL, COAL PROD. NES	15	33	48	60	DERIVE PETR. CHARB. NDA
	PRIMARY IRON, STEEL NES				1	FER, ACIER PRIMAIR. NDA
	CASTINGS, FORGINGS				26	MOUL. PIECES FORGEES
	BAR AND RODS, STEEL		1	1	1	BARRES ET TIGES ACIER
	METAL FAB. BASIC PROD.	12	105	117	347	OUVR. DE BASE EN METAL
	BRICKS, TILES NES	1		1	32	BRIQUES, TUILLES NDA
	CEMENT	2	195	197	841	CIMENT
	NON-MET. MIN. BASIC PROD	8	71	79	134	PROD. MIN. NON-MET. BASE
	MISC. FABRICATED PROD.		30	30	39	OUVRAGES DIVERS
	TRACTORS	23	46	69	107	TRACTEURS
	MACHINERY NES	573	218	791	1 375	MACHINES NDA
	TRUCKS AND CHASSIS	18	18	36	59	CAMIONS ET CHASSIS
	MOTOR VEHICLE ENGINES	10	14	24	33	MOTEURS DE VEH. AUTOM.
	ROAD MOTOR VEH. NES	11	11	22	130	VEH. AUTOM. ROUTIERS NDA
	SHIPS, AIRCRAFT, MIS. VEH	56	72	128	521	NAVIRES, AVIONS, VEH. DI
	EQUIPMENT MISC.	68	181	249	1 105	MATERIEL DIVERS
	PERSONAL, HOUSEHOLD GOODS	4	34	38	201	ART. PERS. ET MENAGERS
	CONTAINERS, CLOSURES	314	313	627	1 442	CONTENEURS, FERMETURES
	MISC. END PRODUCTS NES	2	3	5	25	PRODUITS FINIS DIV. NDA
	GENERAL CARGO	768	2 434	3 202	8 879	MARCHANDISES DIVERSES
	CONTAINERIZED FREIGHT	64	53	117	293	FRET CONTENEURESE
	PORT TOTAL	2 882	33 055	35 937	129 493	TOTAL DU PORT
	PROVINCE TOTAL	149 312	597 674	746 986	2 978 655	TOTAL DE LA PROVINCE
PR. EDWARD ISLAND - ILE DU PR. EDOUARD CHARLOTTETOWN	SAND AND GRAVEL		2 061	2 061	67 520	SABLE ET GRAVIER
	GASOLINE		48 238	48 238	141 842	ESSENCE
	FUEL OIL		64 669	64 669	196 211	MAZOUT
	PORT TOTAL		114 968	114 968	405 573	TOTAL DU PORT
SOURIS	PULPWOOD				4 837	BOIS A PATE
	SAND AND GRAVEL				27 854	SABLE ET GRAVIER
	PORT TOTAL				32 691	TOTAL DU PORT
SUMMERSIDE	SAND AND GRAVEL				69 330	SABLE ET GRAVIER
	FUEL OIL		6 048	6 048	12 219	MAZOUT
	PORT TOTAL		6 048	6 048	81 549	TOTAL DU PORT
PEI-NES/ IPE-NDA	PULPWOOD	4 536		4 536	9 213	BOIS A PATE
	SAND AND GRAVEL				23 309	SABLE ET GRAVIER
	FUEL OIL		4 158	4 158	4 158	MAZOUT
	PORT TOTAL	4 536	4 158	8 694	36 680	TOTAL DU PORT
	PROVINCE TOTAL	4 536	125 174	129 710	556 493	TOTAL DE LA PROVINCE
NOVA SCOTIA - NOUVELLE-ECOSSE BRIDGEWATER	SAND AND GRAVEL				5 897	SABLE ET GRAVIER
	GASOLINE				7 123	ESSENCE
	FUEL OIL				7 772	MAZOUT
	PORT TOTAL				20 792	TOTAL DU PORT
DIGBY	GASOLINE		4 414	4 414	15 364	ESSENCE
	FUEL OIL		4 595	4 595	13 202	MAZOUT
	PORT TOTAL		9 009	9 009	28 566	TOTAL DU PORT
HALIFAX	BARLEY		1 499	1 499	12 702	ORGE
	OATS				14	AVOINE
	WHEAT		11 988	11 988	43 380	BLE
	MALT AND MALT FLDUR		1 502	1 502	1 502	MALT ET FARINE DE MALT
	FLAXSEED				5 202	GRAINE DE LIN
	GYPSUM	102 997		102 997	316 548	GYPSE
	METALLIC SALTS		7 109	7 109	20 450	SELS METALLIQUES
	GASOLINE	193 438	59 681	253 119	885 442	ESSENCE

TABLE 1. COMMODITIES LOADED AND UNLOADED AT CANADIAN PORTS IN COASTWISE SHIPPING, BY PORT - OCT-DEC, 1981

TABLEAU 1. MARCHANDISES CHARGÉES ET DECHARGÉES DANS LES PORTS CANADIENS AU TITRE DU CABOTAGE, SELON LE PORT - OCT - DEC, 1981

		METRIC TONNES - TONNES METRIQUE				
PORT	COMMODITY	LOADED	UNLOADED	TOTAL	CUMULATIVE	
PORT		CHARGÉES	DECHARGÉES	TOTAL	CUMULATIF	MARCHANDISES
	FUEL OIL	279 088	138 445	417 533	1 609 264	MAZOUT
	LUBRICATING OIL, GREASE	64		64	270	HUILE, GRAISSE LUBRIF.
	PETROL, COAL PROD. NES	260		260	324	DERIVE PETR. CHARB. NDA
	CASTINGS, FORGINGS	1 217		1 217	1 217	MOUL. PIECES FORGEES
	METAL FAB. BASIC PROD.				25	OUVR. DE BASE EN METAL
	TRACTORS	30	22	52	72	TRACTEURS
	MACHINERY NES	107	56	163	695	MACHINES NDA
	PASS. AUTOS AND CHASSIS	1 891		1 891	15 325	VOITURES PART., CHASSIS
	BUSES AND CHASSIS	7		7	7	AUTOBUS ET CHASSIS
	TRUCKS AND CHASSIS	176	175	351	1 139	CAMIONS ET CHASSIS
	MOTDR VEHICLE ENGINES				5	MOTEURS DE VEH. AUTOM.
	ROAD MOTOR VEH. NES				21	VEH. AUTOM. ROUTIERS NDA
	SHIPS, AIRCRAFT, MIS. VEH	2		2	2	NAVIRES, AVIONS, VEH. DIV
	EQUIPMENT MISC.	159	24	183	607	MATERIEL DIVERS
	CONTAINERS, CLOSURES	11		11	11	CONTENEURS, FERMETURES
	GENERAL CARGO	3 621	538	4 159	20 154	MARCHANDISES DIVERSES
	CONTAINERIZED FREIGHT	11 077	2 103	13 180	57 841	FRET CONTENEURESE
	PORT TOTAL	594 145	223 142	817 287	2 992 219	TOTAL DU PORT
HANTSPOINT	GYP SUM				5 283	GYPSE
	PORT TOTAL				5 283	TOTAL DU PORT
LITTLE NARROWS	GYP SUM	60 647		60 647	233 251	GYPSE
	PORT TOTAL	60 647		60 647	233 251	TOTAL DU PORT
LIVERPOOL	GASOLINE		352	352	1 010	ESSENCE
	FUEL OIL		5 638	5 638	28 107	MAZOUT
	PORT TOTAL		5 990	5 990	29 117	TOTAL DU PORT
MARGARETSVILLE	GASOLINE		5 668	5 668	20 354	ESSENCE
	FUEL OIL		9 405	9 405	29 592	MAZOUT
	PORT TOTAL		15 073	15 073	49 946	TOTAL DU PORT
NORTH SYDNEY	MEAT, FRESH OR FROZEN	1		1	210	VIANDE, FRAICHE / CONG.
	MEAT AND MEAT PREP. NES	497		497	1 120	VIANDES ET PREP. NDA
	FISH, FRESH OR FROZEN		66	66	77	POISSON, FRAIS OU CONG.
	MILK POWDER				125	LAIT EN POUFRE
	DAIRY PROD. EGGS, HONEY	14		14	305	PROD. LAIT., OEUFS, MIEL
	CORN	114		114	768	MAIS
	OATS	204		204	495	AVOINE
	WHEAT				88	BLE
	CEREALS UNMILLED, NES	20		20	20	CEREALES NON MOUL., NDA
	CORN MEAL AND FLDUR	23		23	23	SEMIGOLE, FARINE DE MAIS
	CORN STARCH				36	FECULE DE MAIS
	WHEAT FLOUR	4 595		4 595	15 177	FARINE DE BLE
	CEREALS MILLED, NES	204		204	1 386	CEREALES MOUTUEES, NDA
	BAKERY PROD. INC. FROZEN	24		24	304	PROD. BOUL., PROD. CONG.
	MACARONI, CEREAL PROD.				36	PATES ALIM. PROD. CEREAL
	APPLES	24		24	146	POMMES
	FRESH FRUITS, BERRIES	80		80	129	FRUITS FRAIS, BAIES
	FROZEN FRUITS, BERRIES				43	FRUITS CONGELES, BAIES
	DRIED FRUITS				70	FRUITS SECS
	FRUITS, PREP. CANNED	415		415	6 665	FRUITS PREP. EN BOITE
	POTATOES	27		27	54	POMMES DE TERRE
	VEGETABLES, FROZEN				77	LEGUMES, CONGELES
	VEGETABLE PREP. NES	438		438	1 115	PREP. DE LEGUMES NDA
	SUGAR, NES	1 126		1 126	5 042	SUCRE, NDA
	SUGAR PREPARATIONS	101		101	676	PREP. A BASE DE SUCRE
	COFFEE	233		233	422	CAFE
	MARGARINE	650		650	1 919	MARGARINE
	SHORTENING	21		21	487	GRAISSE CULINAIRE
	MISC. FOOD PREP. NES	2 166	9	2 175	5 933	DIV. PREP. ALIM. NDA
	HAY, FORAGE, STRAW	312		312	1 806	FOIN, FOURRAGE, PAILLE
	HULLS, SCREENINGS, CHAFF				45	ECOLURES, CRIBLURES, BAL
	BRAN, SHORTS, MIDDINGS	126		126	167	SON, ISSUES DE CEREALES
	SOYA. OIL MEAL, CAKE				210	FARINE TOUR. GR. SOYA
	OIL SEED MEAL, CAKE NES				33	FAR. YOUT. DLEAG. NDA
	FEEDS, VEGETABLE ORIGIN				122	PROD. D'ORIGINE VEGETALE
	FEEDS OF ANIMAL ORIGIN	193		193	15 639	PROD. D'ORIGINE ANIMALE
	CONC. COMPLETE FEEDS	1 554	1 993	1 554	8 148	CONC., PROD. COMPLETES
	CIGARETTES	11		11	11	CIGARETTES
	SEEDS FOR SOWING NES				7	GRAINES DE SEMENCE NDA
	BOLTS, ROUND TIMBER				249	BILLOTS, BOIS RONDS
	PULPWOOD				350	BOIS A PATE
	ORES AND CONC. NES	46		46	46	MINERAIS ET CONC. NDA
	IRON AND STEEL SCRAP				5 262	DECHETS DE FER, D'ACIER
	COAL, BITUMINEOUS	596		596	1 017	CHARBON BITUMINEUX
	COAL, NES	198		198	198	CHARBON, NDA
	ASBESTOS				54	AMIANTE
	CLAY MATERIALS NES	764		764	1 842	MATIERES ARGIL. NDA
	SAND AND GRAVEL	259		259	844	SABLE ET GRAVIERS
	LIMESTONE	902		902	4 321	PIERRE CALCAIRE
	BARYTES, NATURAL	421		421	4 742	BARYTINE NATURELLE
	PHOSPHATE ROCK				18	ROCHE PHOSPHATEE
	SALT	388		388	975	SEL
	WASTE AND SCRAP NES		191	191	538	DECHETS ET REBUTS NDA
	RUBBER FAB. MATERIALS				294	DEMI-PROD. CAOUTCHOUC
	LUMBER AND TIMBER	4 854		4 854	26 124	BOIS D'OEUVRE ET CHARP.
	FLOORING	18		18	18	LAMES POUR PARQUET
	RAILWAY TIES	73		73	1 796	TRAVERSES DE CH. FER
	SHINGLES AND SHAKES				112	BARDEAUX, BARD. FACADE

TABLE 1. COMMODITIES LOADED AND UNLOADED AT CANADIAN PORTS IN COASTWISE SHIPPING, BY PORT - OCT-DEC, 1981

TABLEAU 1. MARCHANDISES CHARGÉES ET DECHARGÉES DANS LES PORTS CANADIENS AU TITRE DU CABOTAGE, SELON LE PORT - OCT - DEC, 1981

		METRIC TONNES - TONNES METRIQUE				
PORT	COMMODITY	LOADED	UNLOADED	TOTAL	CUMULATIVE	
PORT		CHARGÉES	DECHARGÉES	TOTAL	CUMULATIF	MARCHANDISES
	VENEER, PLYWOOD	1 141		1 141	7 494	PLACAGES, CONTRE-PLAQ.
	COOPERAGE STOCK				62	DEMI-PROD. TONNELLERIE
	WOOD FAB. MATERIALS	67		67	857	DEMI-PRODUITS EN BOIS
	PULP	1 097		1 097	6 866	PATE
	NEWSPRINT PAPER	110	9 129	9 239	43 053	PAPIER JOURNAL
	PAPER NES	760	6 462	7 222	11 095	PAPIER NDA
	PAPERBOARD	483		483	1 984	CARTON
	BLDG. PAPER AND BOARD	1 100		1 100	9 231	PLAQ. CONSTR., PAP/CART.
	WET MACHINE BOARD	520		520	1 297	CARTON EN PATE PRESSE
	TEXTILE FAB. MTL NES				1 066	OUVR. EN MAT. TEXT. NDA
	FISH, MARINE ANIMAL OIL		23	23	53	HUIL. DE POISSON, AN. MAR
	VEG. OILS, FATS NES	21		21	306	HUIL. MAT. GRAS. VEG. NDA
	OILS, FATS, WAXES NES	17		17	17	HUIL. MAT. GRAS. CIRE NDA
	METALLIC SALTS	580		580	1 834	SELS METALLIQUES
	INORGANIC CHEMS. NES	262		262	1 277	PROD. CHIM. INORG. NDA
	EXPLOS., FUSES, CAPS	484		484	2 944	EXPLOS., AMORCES, DET.
	FERTILIZERS NES	285		285	4 871	ENGRAIS CHIMIQUES NDA
	AGRICULTURAL CHEMICALS				66	PROD. CHIM. AGRICOLES
	PLASTIC MATERIALS	189		189	947	MATIERES PLASTIQUES
	DYESTUFF, PIGMENT, PAINT	3		3	57	MAT. COLOR. PIG. PEINTURE
	CHEM. SPECIALTIES NES				37	PROD. CHIM. SPECIAUX NDA
	GASOLINE				9	ESSENCE
	FUEL OIL	92	1 228	1 320	10 454	MAZOUT
	LUBRICATING OIL, GREASE	443		443	2 211	HUIL. GRAISSE LUBRIF.
	COKE				29	COKE
	ASPHALTS, ROAD OILS				98	ASPHALTE, BITUME LIQD.
	COAL TAR, PITCH	24		24	47	GOUDRON, BRAI DE BOUIL.
	PETROL. COAL PROD. NES	979		979	4 347	DERIVE PETR. CHARB. NDA
	PRIMARY IRON, STEEL NES				232	FER, ACIER PRIMAIR. NDA
	CASTINGS, FORGINGS				17	MOUL. PIECES FORGEES
	BAR AND RODS, STEEL				641	BARRES ET TIGES ACIER
	PLATE & SHEET STEEL	165		165	2 400	TOLES, FEUILLES D ACIER
	STRUCTURAL SHAPES	35		35	1 241	PROFILES DE CONSTRUCT.
	RAILS & TRACK MATERIAL	272		272	1 956	RAILS, MAT. VOIE FERREE
	PIPES, TUBES: IRON, STEEL				396	TUYAUX, TUBES: FER, ACIER
	WIRE	26		26	220	FIL METALLIQUE
	ALUMINUM				53	ALUMINIUM
	NON-FERROUS METALS NES				106	METAUX NON-FERREUX NDA
	METAL FAB. BASIC PROD.	157		157	1 724	OUVR. DE BASE EN METAL
	BRICKS, TILES NES	55		55	732	BRIQUES, TUILES NDA
	GLASS BASIC PRODUCTS	19		19	19	OUVR. DE BASE EN VERRE
	CEMENT	22		22	84	CIMENT
	CEMENT BASIC PROD.	10		10	87	OUVR. DE BASE CIMENT
	LIME	786		786	2 907	CHAUX
	NON-MET. MIN. BASIC PROD	1 974	1	1 975	4 894	PROD. MIN. NON-MET. BASE
	MISC. FABRICATED PROD.	23		23	119	OUVRAGES DIVERS
	MACHINERY NES	50	5	55	319	MACHINES NDA
	RAILWAY ROLLING STOCK	23		23	220	MAT. ROUL. DE CH. DE FER
	PASS. AUTOS AND CHASSIS	1 504		1 504	8 940	VOITURES PART., CHASSIS
	TRUCKS AND CHASSIS				57	CAMIONS ET CHASSIS
	MOTOR VEHICLE ENGINES	162	15	177	470	MOTEURS DE VEH. AUTOM.
	ROAD MOTOR VEH. NES				2 548	VEH. AUTOM. ROUTIERS NDA
	SHIPS, AIRCRAFT, MIS. VEH	119		119	239	NAVIRES, AVIONS, VEH. DIV
	RUBBER TIRES AND TUBES	103		103	676	PNEUS, CHAMBRES A AIR
	EQUIPMENT MISC.	1 007	16	1 023	5 144	MATERIEL DIVERS
	PERSONAL, HSEHOLD GOODS	1 297		1 297	6 064	ART. PERS. ET MENAGERS
	CONTAINERS, CLOSURES	1 563	143	1 706	8 072	CONTENEURS, FERMETURES
	MISC. END PRODUCTS NES	372	28	400	1 338	PRODUITS FINIS DIV. NDA
	GENERAL CARGO	2 894	34	2 928	12 835	MARCHANDISES DIVERSES
	PORT TOTAL	42 987	19 343	62 330	295 295	TOTAL DU PORT
PICTOU	FUEL OIL		14 388	14 388	46 195	MAZOUT
	PORT TOTAL		14 388	14 388	46 195	TOTAL DU PORT
PORT HAWKESBURY	CRUDE PETROLEUM	43 958		43 958	432 578	PETROLE BRUT
	INORGANIC CHEMS. NES		8 279	8 279	8 279	PROD. CHIM. INORG. NDA
	GASOLINE	15 645	44 438	60 083	246 515	ESSENCE
	FUEL OIL	27 300	97 072	124 372	784 591	MAZOUT
	PETROL. COAL PROD. NES	18 964	149	19 113	26 525	DERIVE PETR. CHARB. NDA
	PORT TOTAL	105 867	149 938	255 805	1 498 488	TOTAL DU PORT
PUGWASH	COAL, BITUMINOUS	6 009		6 009	6 009	CHARBON BITUMINEUX
	SALT	78 027		78 027	316 596	Sel
	PORT TOTAL	84 036		84 036	322 605	TOTAL DU PORT
SHELBURNE	SAND AND GRAVEL				5 897	SABLE ET GRAVIERS
	GASOLINE		2 217	2 217	8 323	ESSENCE
	FUEL OIL		6 990	6 990	24 305	MAZOUT
	PORT TOTAL		9 207	9 207	38 525	TOTAL DU PORT
SYDNEY	IRON ORE AND CONC		230 514	230 514	490 995	MINERAIS, CONC. DE FER
	COAL, BITUMINOUS		34 473	34 473	100 270	CHARBON BITUMINEUX
	GASOLINE		32 537	32 537	117 799	ESSENCE
	FUEL OIL		55 636	55 636	204 297	MAZOUT
	RAILS & TRACK MATERIAL	3 204		3 204	4 512	RAILS, MAT. VOIE FERREE
	PORT TOTAL	3 204	353 160	356 364	917 873	TOTAL DU PORT
WEYMOUTH	SAND AND GRAVEL	2 061		2 061	71 490	SABLE ET GRAVIERS
	PORT TOTAL	2 061		2 061	71 490	TOTAL DU PORT
YARMOUTH	SAND AND GRAVEL				5 897	SABLE ET GRAVIERS

TABLE 1. COMMODITIES LOADED AND UNLOADED AT CANADIAN PORTS IN COASTWISE SHIPPING, BY PORT - OCT-DEC, 1981

TABLEAU 1. MARCHANDISES CHARGÉES ET DECHARGÉES DANS LES PORTS CANADIENS AU TITRE DU CABOTAGE, SELON LE PORT - OCT - DEC, 1981

		METRIC TONNES - TONNES METRIQUE					
PORT	COMMODITY	LOADED	UNLOADED	TOTAL	CUMULATIVE		
PORT		CHARGÉES	DECHARGÉES	TOTAL	CUMULATIF	MARCHANDISES	
NS.-NES/N-E.-NDA	GASOLINE		1 664	1 664	6 727	ESSENCE	
	FUEL OIL		3 586	3 586	16 767	MAZOUT	
	PORT TOTAL		5 250	5 250	29 391	TOTAL DU PORT	
	PULPWOOD				4 868	BOIS A PATE	
	SAND AND GRAVEL				145 472	SABLE ET GRAVIERS	
NEW BRUNSWICK - NOUVEAU-BRUNSWICK	PULP	4 899		4 899	4 899	PATE	
	PORT TOTAL	4 899		4 899	155 239	TOTAL DU PORT	
	PROVINCE TOTAL	897 846	804 500	1 702 346	6 734 275	TOTAL DE LA PROVINCE	
	BATHURST	GASOLINE		3 297	3 297	7 507	ESSENCE
	FUEL OIL		13 554	13 554	83 028	MAZOUT	
BELLEFUNE	PORT TOTAL		16 851	16 851	90 535	TOTAL DU PORT	
	SULPHURIC ACID				6 730	ACIDE SULFURIQUE	
	GASOLINE		17 514	17 514	45 911	ESSENCE	
CAMPBELLTON	FUEL OIL		18 347	18 347	61 337	MAZOUT	
	PORT TOTAL		35 861	35 861	113 978	TOTAL DU PORT	
	GASOLINE		1 404	1 404	2 447	ESSENCE	
CARAQUET	FUEL OIL				1 043	MAZOUT	
	PORT TOTAL		1 404	1 404	3 490	TOTAL DU PORT	
	PULPWOOD				9 878	BOIS A PATE	
CHATHAM	PULP	4 899		4 899	4 899	PATE	
	GASOLINE		1 609	1 609	2 613	ESSENCE	
	FUEL OIL		1 157	1 157	2 451	MAZOUT	
	PORT TOTAL	4 899	2 766	7 665	19 841	TOTAL DU PORT	
DALHOUSIE	METALLIC SALTS				8 415	SELS METALLIQUES	
	GASOLINE		21 420	21 420	63 236	ESSENCE	
	FUEL OIL		17 502	17 502	58 969	MAZOUT	
	PORT TOTAL		38 922	38 922	130 620	TOTAL DU PORT	
GRAND MANAN	FUEL OIL		9 199	9 199	71 350	MAZOUT	
	PORT TOTAL		9 199	9 199	71 350	TOTAL DU PORT	
NEWCASTLE	GASOLINE		279	279	3 129	ESSENCE	
	FUEL OIL		821	821	2 974	MAZOUT	
	PORT TOTAL		1 100	1 100	6 103	TOTAL DU PORT	
SAINT JOHN	GASOLINE		20 153	20 153	46 262	ESSENCE	
	FUEL OIL		34 468	34 468	80 229	MAZOUT	
	PORT TOTAL		54 621	54 621	126 491	TOTAL DU PORT	
	CRUDE PETROLEUM				212 013	PETROLE BRUT	
N.B.-NES/NDA	GASOLINE	236 891	51 840	288 731	993 453	ESSENCE	
	FUEL OIL	309 001	50 989	359 990	1 578 200	MAZOUT	
	LUBRICATING OIL, GREASE		4 990	4 990	12 106	HUILE, GRAISSE LUBRIF.	
	PORT TOTAL	545 892	107 819	653 711	2 795 772	TOTAL DU PORT	
	PULPWOOD				9 633	BOIS A PATE	
QUEBEC - BAIE COMEAU	GASOLINE		787	787	3 571	ESSENCE	
	FUEL OIL		1 683	1 683	10 889	MAZOUT	
	PORT TOTAL		2 470	2 470	24 093	TOTAL DU PORT	
	PROVINCE TOTAL	550 791	271 013	821 804	3 382 273	TOTAL DE LA PROVINCE	
	BARLEY		118 792	118 792	184 573	ORGE	
QUEBEC	CORN		85 757	85 757	118 748	MAIS	
	RYE		4 499	4 499	25 710	SEIGLE	
	WHEAT		197 781	197 781	870 027	BLE	
	FRESH FRUITS, BERRIES				73	FRUITS FRAIS, BATES	
	POTATOES		20	20	20	POMMES DE TERRE	
	MISC. FOOD PREP. NES		54	54	54	DIV. PREP. ALIM. NDA	
	NON-ALCOHOLIC BEVERAGE				96	BOISSONS NON-ALCOOLIQ.	
	ALE, BEER, STOUT, PORTER				196	ALE, BIERE, STOUT, PORTER	
	DIST. ALCOHOLIC BEV.				24	BOISS. ALCOOL. DIST.	
	FLAXSEED		5 928	5 928	14 795	GRAINE DE LIN	
	RAPESEED		14 761	14 761	38 370	GRAINE DE COLZA	
	PULPWOOD				13 318	BOIS A PATE	
	SLAG, GROSS, BY-PRODUCTS	497		497	1 989	POUS. GJEUL. SCOR. PROD.	
	SALT		10 197	10 197	28 259	SEL	
	SULPHUR IN DRES		2 972	2 972	10 086	SOUFRE EN MINERAL	
	LUMBER AND TIMBER		118	118	195	BOIS D'OEUVRE ET CHARP.	
	VENEER, PLYWOOD				285	PLACAGES, CONTRE-PLAQ.	
	PULP		19 977	19 977	39 338	PATE	
	NEWSPRINT PAPER	63 804		63 804	199 253	PAPIER JOURNAL	
	PAPERBOARD		1 196	1 196	1 751	CARTON	
	WET MACHINE BOARD				121	CARTON EN PATE PRESSE	
	TEXTILE FAB. MTL NES				196	OUVR. EN MAT. TEXT. NDA	
	METALLIC SALTS		111	111	544	SELS METALLIQUES	
	INORGANIC CHEMS. NES		272	272	272	PROD. CHIM. INORG. NDA	
	ORGANIC CHEMICALS NES				138	PROD. CHIM. ORGAN. NDA	
	POTASH				152	POTASSE	
	FERTILIZERS NES				1 739	ENGRAIS CHIMIQUES NDA	

TABLE 1. COMMODITIES LOADED AND UNLOADED AT CANADIAN PORTS IN COASTWISE SHIPPING, BY PORT - OCT-DEC, 1981

TABLEAU 1. MARCHANDISES CHARGÉES ET DECHARGÉES DANS LES PORTS CANADIENS AU TITRE DU CABOTAGE, SELON LE PORT - OCT - DEC, 1981

		METRIC TONNES - TONNES METRIQUE					
PORT	COMMODITY	LOADED	UNLOADED	TOTAL	CUMULATIVE		
PORT		CHARGÉES	DECHARGÉES	TOTAL	CUMULATIF	MARCHANDISES	
	GASOLINE		9 718	9 718	43 459	ESSENCE	
	FUEL OIL		63 032	63 032	208 848	MAZOUT	
	LUBRICATING OIL, GREASE				41	HUILE, GRAISSE LUBRIF.	
	COAL TAR, PITCH				40	GOUDRON, BRAI DE BOUIL.	
	PRIMARY IRON, STEEL NES				27	FER, ACIER PRIMAIR. NDA	
	BARS AND RODS, STEEL		66	66	797	BARRES ET TIGES ACIER	
	ALUMINUM	12 307		12 307	62 368	ALUMINIUM	
	NON-FERROUS METALS NES		42	42	235	METEAUX NON-FERREUX NDA	
	METAL FAB. BASIC PROD.		18	18	278	OUVR. DE BASE EN METAL	
	BUILDING BRICK, CLAY		201	201	201	BRIQ. A BATIR ARGILE	
	BRICKS, TILES NES		359	359	632	BRIQUES, TUILES NDA	
	NON-MET. MIN. BASIC PROD				58	PROD. MIN. NON-MET. BASE	
	MACHINERY NES	30	322	352	452	MACHINES NDA	
	ROAD MOTOR VEH. NES		71	71	71	VEH. AUTOM. ROUTIERS NDA	
	EQUIPMENT MISC.				89	MATERIEL DIVERS	
	CONTAINERS, CLOSURES				5	CONTENEURS, FERMETURES	
	GENERAL CARGO				166	MARCHANDISES DIVERSES	
	PORT TOTAL	76 638	536 264	612 902	1 868 089	TOTAL DU PORT	
BECANCOUR	SALT				12 429	SEL	
	RAILS & TRACK MATERIAL				386	RAILS, MAT. VOIE FERREE	
	ALUMINUM				2 784	ALUMINIUM	
	MACHINERY NES	90		90	90	MACHINES NDA	
	PORT TOTAL	90		90	15 689	TOTAL DU PORT	
BLANC SABLON	SAWMILL PRODUCTS NES		6	6	6	SCIAGES NDA	
	EXPLDS., FUSES, CAPS	5		5	13	EXPLOS., AMORCES, DET.	
	GASOLINE		563	563	1 064	ESSENCE	
	FUEL OIL		1 905	1 905	3 811	MAZOUT	
	LUBRICATING OIL, GREASE				5	HUILE, GRAISSE LUBRIF.	
	ASPHALTS, ROAD OILS				1 223	ASPHALTE, BITUME LIQD.	
	COAL TAR, PITCH				199	GOUDRON, BRAI DE BOUIL.	
	PETROL. COAL PROD. NES	2		2	2	DERIVE PETR. CHARB. NDA	
	PIPES, TUBES: IRON, STEEL				2	TUYAUX, TUBES: FER, ACIER	
	METAL FAB. BASIC PROD.				22	OUVR. DE BASE EN METAL	
	BRICKS, TILES NES				47	BRIQUES, TUILES NDA	
	MACHINERY NES	168	169	337	514	MACHINES NDA	
	TRUCKS AND CHASSIS	13		13	255	CAMIONS ET CHASSIS	
	MOTOR VEHICLE ENGINES		10	10	14	MOTEURS DE VEH. AUTOM.	
	ROAD MOTOR VEH. NES		33	33	50	VEH. AUTOM. ROUTIERS NDA	
	SHIPS, AIRCRAFT, MIS. VEH				2	NAVIRES, AVIONS, VEH. DIV	
	EQUIPMENT MISC.	12	11	23	31	MATERIEL DIVERS	
	CONTAINERS, CLOSURES		2	2	2	CONTENEURS, FERMETURES	
	GENERAL CARGO	176	1 368	1 544	4 390	MARCHANDISES DIVERSES	
	PORT TOTAL	376	4 067	4 443	11 652	TOTAL DU PORT	
BLACK CAPE	GASOLINE		1 745	1 745	11 700	ESSENCE	
	FUEL OIL		7 384	7 384	16 909	MAZOUT	
	PORT TOTAL		9 129	9 129	28 609	TOTAL DU PORT	
CARLETON	PLATE & SHEET STEEL				897	TOLES, FEUILLES D ACIER	
	PORT TOTAL				897	TOTAL DU PORT	
CHANDLER	FUEL OIL		8 358	8 358	41 761	MAZOUT	
	PORT TOTAL		8 358	8 358	41 761	TOTAL DU PORT	
CHICOUTIMI	SALT				53 950	SEL	
	GASOLINE		124 113	124 113	303 894	ESSENCE	
	FUEL OIL		126 525	126 525	339 618	MAZOUT	
	FERRO-ALLOYS				1 139	FERRO-ALLIAGES	
	PORT TOTAL		250 638	250 638	698 601	TOTAL DU PORT	
FORESTVILLE	PULPWOOD	101 618		101 618	624 222	BOIS A PATE	
	PULP	50 809		50 809	50 809	PATE	
	METALLIC SALTS				25	SELS METALLIQUES	
	GASOLINE		1 796	1 796	6 725	ESSENCE	
	FUEL OIL		5 265	5 265	16 356	MAZOUT	
	PORT TOTAL	152 427	7 061	159 488	698 137	TOTAL DU PORT	
GASPE	COPPER ORE AND CONC.		5 097	5 097	20 947	MINERAL, CONC. CUIVRE	
	SALT		16 025	16 025	16 025	SEL	
	METALLIC SALTS				80	SELS METALLIQUES	
	GASOLINE	3 800	13 798	17 598	74 858	ESSENCE	
	FUEL OIL	6 199	21 696	27 895	119 008	MAZOUT	
	PORT TOTAL	9 999	56 616	66 615	230 918	TOTAL DU PORT	
GRINDSTONE	CATTLE				91	BOVINS	
	FISH, FRESH OR FROZEN				10	POISSON, FRAIS DU CONG.	
	WHEAT FLOUR		272	272	340	FARINE DE BLE	
	FRUIT, PRES. NOT CANNED				300	CONS. FRUITS NON BOITE	
	FRUITS, PREP. CANNED				876	FRUITS PREP. EN BOITE	
	VEGETABLE PREP. NES		1 043	1 043	1 043	PREP. DE LEGUMES NDA	
	MISC. FOOD PREP. NES				695	DIV. PREP. ALIM. NDA	
	FEEDS, VEGETABLE ORIGIN				23	PROV. D'ORIGINE VEGETALE	
	FEEDS OF ANIMAL ORIGIN	147		147	873	PROV. D'ORIGINE ANIMALE	
	ALE, BEER, STOUT, PORTER		210	210	638	ALE, BIERE, STOUT, PORTER	
	BOLTS, ROUND TIMBER		91	91	415	BILLOTS, BOIS ROND	
	CRUDE WOOD MTL. NES		190	190	190	MATIERES BOIS BRUT NDA	
	SAND AND GRAVEL				11 258	SABLE ET GRAVIERS	
	LUMBER AND TIMBER		725	725	2 500	BOIS D'OEUVRE ET CHARP.	
	SAWMILL PRODUCTS NES				36	SCIAGES NDA	

TABLE 1. COMMODITIES LOADED AND UNLOADED AT CANADIAN PORTS IN COASTWISE SHIPPING, BY PORT - OCT-DEC, 1981

TABLEAU 1. MARCHANDISES CHARGÉES ET DECHARGÉES DANS LES PORTS CANADIENS AU TITRE DU CABOTAGE, SELON LE PORT - OCT - DEC, 1981

		METRIC TONNES - TONNES METRIQUE					
PORT	COMMODITY	LOADED	UNLOADED	TOTAL	CUMULATIVE		
PORT		CHARGÉES	DECHARGÉES	TOTAL	CUMULATIF	MARCHANDISES	
	WOOD FAB. MATERIALS				108	DEMI-PRODUITS EN BOIS	
	BLDG. PAPER AND BOARD		567	567	1 456	PLAQ. CONSTR., PAP/CART.	
	TEXTILE FAB. MTL NES				86	OUVR. EN MAT. TEXT. NDA	
	FISH, MARINE ANIMAL OIL	53		53	391	HUIL. DE POISSON, AN. MAR	
	METALLIC SALTS		200	200	41	SELS METALLIQUES	
	INORGANIC CHEMS. NES		41	41	25	PROD. CHIM. INORG. NDA	
	DYESTUFF, PIGMENT, PAINT					MAT. COLOR. PIG. PEINTURE	
	GASOLINE		3 594	3 594	18 922	ESSENCE	
	FUEL OIL		11 048	11 048	45 589	MAZOUT	
	STRUCTURAL SHAPES	103	550	653	1 281	PROFILES DE CONSTRUCT.	
	PIPES, TUBES: IRON, STEEL				125	TUYAUX, TUBES: FER, ACIER	
	METAL FAB. BASIC PROD.		869	869	2 318	OUVR. DE BASE EN METAL	
	GLASS BASIC PRODUCTS	20		20	20	OUVR. DE BASE EN VERRE	
	CEMENT		581	581	2 196	CIMENT	
	MACHINERY NES	111	163	274	1 131	MACHINES NDA	
	PASS. AUTOS AND CHASSIS				134	VOITURES PART., CHASSIS	
	EQUIPMENT MISC.				82	MATERIEL DIVERS	
	CONTAINERS, CLOSURES	39		39	402	CONTENEURS, FERMETURES	
	GENERAL CARGO	113	678	791	4 104	MARCHANDISES DIVERSES	
	PORT TOTAL	586	20 822	21 408	97 899	TOTAL DU PORT	
HAVRE ST. PIERRE	TITANIUM ORE				1 920	MINERAI DE TITANE	
	SAND AND GRAVEL				101	SABLE ET GRAVIERS	
	SALT				6 998	SEL	
	WOOD FAB. MATERIALS				1	DEMI-PRODUITS EN BOIS	
	EXPLDS., FUSES, CAPS				1 129	EXPLOS., AMORCES, DET.	
	GASOLINE	101	314	415	1 946	ESSENCE	
	FUEL OIL		79	79	5 989	MAZOUT	
	ASPHALTS, ROAD OILS				347	ASPHALTE, BITUME LIQ.	
	COAL TAR, PITCH				199	GOUDRON, BRAI DE BOUIL.	
	RAILS & TRACK MATERIAL				289	RAILS, MAT. VOIE FERREE	
	PIPES, TUBES: IRON, STEEL				9	TUYAUX, TUBES: FER, ACIER	
	COPPER AND ALLOYS				3	CUIVRE ET ALLIAGES	
	METAL FAB. BASIC PROD.				19	OUVR. DE BASE EN METAL	
	CEMENT				24	CIMENT	
	NON-MET. MIN. BASIC PROD				6	PROD. MIN. NON-MET. BASE	
	TRACTORS				5	TRACTEURS	
	MACHINERY NES	20	64	84	12 162	MACHINES NDA	
	TRUCKS AND CHASSIS		2	2	131	CAMIONS ET CHASSIS	
	MOTOR VEHICLE ENGINES				4	MOTEURS DE VEH. AUTOM.	
	ROAD MOTOR VEH. NES				21	VEH. AUTOM. ROUTIERS NDA	
	SHIPS, AIRCRAFT, MIS. VEH				7	NAVIRES, AVIONS, VEH. DIV	
	EQUIPMENT MISC.				25	MATERIEL DIVERS	
	MISC. END PRODUCTS NES				31	PRODUITS FINIS DIV. NDA	
	GENERAL CARGO	314	63	377	1 263	MARCHANDISES DIVERSES	
	PORT TOTAL	435	522	957	1 951	TOTAL DU PORT	116
MATANE	FRESH FRUITS, BERRIES				73	FRUITS FRAIS, BAIES	
	POTATOES	20		20	20	POMMES DE TERRE	
	MISC. FOOD PREP. NES	54		54	54	DIV. PREP. ALIM. NDA	
	NON-ALCOHOLIC BEVERAGE				96	BOISSONS NON-ALCOOLIQ.	
	ALE, BEER, STOUT, PORTER				196	ALE, BIÈRE, STOUT, PORTER	
	DIST. ALCOHOLIC BEV.				24	BOISS. ALCOOL. DIST.	
	PULPWOOD	11 612		11 612	61 310	BOIS A PATE	
	SLAG, DRSS., BY-PRDUCTS		497	497	1 989	POUS. GUEUL. SCOR. PROD.	
	SALT				38 172	SEL	
	SULPHUR IN ORES	2 972		2 972	10 086	SOUFRE EN MINERAI	
	LUMBER AND TIMBER	118		118	171	BOIS D'OEUVRE ET CHARP.	
	VENEER, PLYWOOD				285	PLACAGES, CONTRE-PLAQ.	
	WOOD FAB. MATERIALS				36	DEMI-PRODUITS EN BOIS	
	PULP	19 977		19 977	39 338	PATE	
	NEWSPRINT PAPER		63 804	63 804	199 253	PAPIER JOURNAL	
	PAPERBOARD	1 196		1 196	1 751	CARTON	
	WET MACHINE BOARD				121	CARTON EN PATE PRESSE	
	TEXTILE FAB. MTL NES				196	OUVR. EN MAT. TEXT. NDA	
	METALLIC SALTS	111		111	316	SELS METALLIQUES	
	INORGANIC CHEMS. NES	272		272	272	PROD. CHIM. INORG. NDA	
	ORGANIC CHEMICALS NES				138	PROD. CHIM. ORG. NDA	
	POTASH				152	POTASSE	
	FERTILIZERS NES				1 739	ENGRAIS CHIMIQUES NDA	
	GASOLINE		7 240	7 240	15 894	ESSENCE	
	FUEL OIL	82	14 077	14 159	35 205	MAZOUT	
	LUBRICATING OIL, GREASE				41	HUIL. GRAISSE LUBRIF.	
	COAL TAR, PITCH				40	GOUDRON, BRAI DE BOUIL.	
	PRIMARY IRON, STEEL NES				27	FER, ACIER PRIMAIR. NDA	
	BAR AND RODS, STEEL	66		66	797	BARRES ET TIGES ACIER	
	ALUMINIUM		12 307	12 307	57 643	ALUMINIUM	
	NON-FERROUS METALS NES	42		42	235	METALX NON-FERREUX NDA	
	METAL FAB. BASIC PROD.	18		18	281	OUVR. DE BASE EN METAL	
	BUILDING BRICK, CLAY	201		201	201	BRIQ. A BATIR ARGILE	
	BRICKS, TILES NES	359		359	632	BRIQUES, TUILES NDA	
	CEMENT				90	CIMENT	
	NON-MET. MIN. BASIC PROD				58	PROD. MIN. NON-MET. BASE	
	TRACTORS				20	TRACTEURS	
	MACHINERY NES	372		372	472	MACHINES NDA	
	ROAD MOTOR VEH. NES	71		71	71	VEH. AUTOM. ROUTIERS NDA	
	EQUIPMENT MISC.				89	MATERIEL DIVERS	
	CONTAINERS, CLOSURES				5	CONTENEURS, FERMETURES	
	MISC. END PRODUCTS NES				9	PRODUITS FINIS DIV. NDA	
	GENERAL CARGO				74	MARCHANDISES DIVERSES	
	PORT TOTAL	37 543	97 925	135 468	467 672	TOTAL DU PORT	

TABLE 1. COMMODITIES LOADED AND UNLOADED AT CANADIAN PORTS IN COASTWISE SHIPPING, BY PORT - OCT-DEC, 1981

TABLEAU 1. MARCHANDISES CHARGÉES ET DÉCHARGÉES DANS LES PORTS CANADIENS AU TITRE DU CABOTAGE, SELON LE PORT - OCT - DEC, 1981

		METRIC TONNES - TONNES METRIQUE				
PORT	COMMODITY	LOADED	UNLOADED	TOTAL	CUMULATIVE	
PORT		CHARGÉES	DÉCHARGÉES	TOTAL	CUMULATIF	MARCHANDISES
MONT LOUIS	PULPWOOD				14 515	BOIS A PATE
	FUEL OIL		14 992	14 992	49 175	MAZDUT
	MACHINERY NES				363	MACHINES NDA
	PORT TOTAL		14 992	14 992	64 053	TOTAL DU PORT
MONTREAL	MEAT,FRESH OR FROZEN	23		23	114	VIANDE,FRAICHE / CONG.
	FISH,FRESH OR FROZEN				10	POISSON,FRAIS DU CONG.
	BARLEY		138 322	138 322	368 770	ORGE
	CDRN		11 717	11 717	11 717	MAIS
	OATS		13 750	13 750	38 100	AVOINE
	RYE				2 717	SEIGLE
	WHEAT	6 300	797 115	803 415	2 488 450	BLE
	MALT AND MALT FLOUR		6 011	6 011	6 011	MALT ET FARINE DE MALT
	WHEAT FLOUR	272		272	340	FARINE DE BLE
	FROZEN FRUITS, BERRIES				6	FRUITS CONGELES, BAIES
	FRUIT,PRES.NOT CANNEO				300	CONS. FRUITS NON BOITE
	FRUITS, PREP. CANNED				876	FRUITS PREP. EN BOITE
	VEGETABLE PREP.NES	1 043		1 043	1 060	PREP. DE LEGUMES NDA
	MISC.FOOD PREP.NES	39		39	1 047	DIV.PREP.ALIM.NDA
	FEEDS,VEGETABLE DRIGIN				23	PROV.DORIGINE VEGETALE
	FEEDS OF ANIMAL ORIGIN			147	147	PROV.D ORIGINE ANIMALE
	NON-ALCOHOLIC BEVERAGE				15	BOISSONS NON-ALCOOLIQ.
	ALE,BEER,STOUT,PORTER		210		210	ALE,BIERE,STOUT,PORTER
	DIST.ALCDHOLIC BEV.				55	BOISS.ALCOOL-DIST.
	FLAXSEED				5 373	GRAINE DE LIN
	BDLTS,ROUND TIMBER	91		91	424	BILLDTS,BOIS RONDOS
	CRUDE WOOD MTL.S. NES	190		190	190	MATIERES BOIS BRUT NDA
	ALUMINA,BAUXITE ORES	5 715		5 715	5 715	MINERAIS ALUMINE,BAUX.
	IRON ORE AND CONC			27 553	27 553	MINERAI,CONC.DE FER
	IRON AND STEEL SCRAP				667	DECHETS DE FER,D ACIER
	CRUDE PETROLEUM			44 513	44 513	PETROLE BRUT
	FLUORSPAR	3 499		3 499	3 499	SPATH FLUOR
	GYPSUM			125 806	125 806	GYPSE
	SALT			109 699	109 699	SEL
	LUMBER AND TIMBER	877		877	877	BOIS D'OEUVRE ET CHARP.
	SANMILL PRODUCTS NES				36	SCIAGES NDA
	VENEER,PLYWOOD	30		30	30	PLACAGES,CONTRE-PLAQ.
	COOPERAGE STOCK				170	DEMI-PROD.TONNELLERIE
	WOOD FAB.MATERIALS				108	DEMI-PRODUITS EN BOIS
	PAPER NES				3	PAPIER NDA
	PAPERBOARD				136	CARTON
	BLDG.PAPER AND BOARD	632		632	632	PLAQ.CONSTR.,,PAP/CART.
	TEXTILE FAB.MTL NES				86	OUVR.EN MAT.TEXT.NDA
	FISH,MARINE ANIMAL OIL			53	53	HUIL.DE POISSON,AN.MAR
	METALLIC SALTS	527		527	527	SELS METALLIQUES
	INORGANIC CHEMS. NES	3 516		3 516	3 516	PROD.CHIM.INDRG.NDA
	ORGANIC CHEMICALS NES				1 857	PROD.CHIM.ORGAN.NDA
	POTASH			32 812	32 812	POTASSE
	PLASTIC MATERIALS				7	MATIERES PLASTIQUES
	DYESTUFF,PIGMENT,PAINT				25	MAT.COLOR.PIG.PEINTURE
	GASOLINE	393 428	49 307	442 735	442 735	ESSENCE
	FUEL OIL	809 165	283 176	1 092 341	1 092 341	MAZDUT
	LUBRICATING OIL,GREASE				19 323	HUILE,GRAISSE LUBRIF.
	PETROL-COAL PROD.NES	15	23 835	23 850	23 850	ORIVE PETR.CHARB.NDA
	PRIMARY IRON,STEEL NES				572	FER,ACIER PRIMAIR.NDA
	CASTINGS,FORGINGS	2 164	363	2 527	2 527	MOUL.PIECES FORGEES
	BAR AND RODS,STEEL				50	BARRES ET TIGES ACIER
	PLATE & SHEET STEEL	12		12	16 241	TOLES,FEUILLES D ACIER
	STRUCTURAL SHAPES	550	103	653	653	PROFILES DE CONSTRUCT.
	RAILS & TRACK MATERIAL				2 051	RAILS,MAT.VOIE FERREE
	PIPES,TUBES:IRON,STEEL				1 223	TUYAUX,TUBES:FER,ACIER
	WIRE				997	FIL METALLIQUE
	ALUMINIUM				43	ALUMINIUM
	METAL FAB.BASIC PROD.	869		869	869	OUVR.DE BASE EN METAL
	DRAIN TILES,PIPES				3	TUILES TUY.DE DRAINAGE
	GLASS BASIC PRODUCTS		20	20	20	OUVR.DE BASE EN VERRE
	CEMENT	1 221		1 221	1 221	CIMENT
	CEMENT BASIC PROD.				45	OUVR.DE BASE CIMENT
	NON-MET.MIN.BASIC PROD		3	3	3	PROD.MIN-NON-MET.BASE
	TRACTORS				72	TRACTEURS
	MACHINERY NES	1 154	228	1 382	1 382	MACHINES NDA
	PASS.AUTOS AND CHASSIS				134	VOITURES PART.,,CHASSIS
TRUCKS AND CHASSIS	36		36	36	CAMIONS ET CHASSIS	
ROAD MOTOR VEH. NES				167	VEH.AUTOM.ROUTIERS NDA	
SHIPS,AIRCRAFT,MIS.VEH				563	NAVIRES,AVIONS,VEH.DIV	
RUBBER TIRES AND TUBES				10	PNEUS, CHAMBRES A AIR	
EQUIPMENT MISC.	363	6	369	369	MATERIEL DIVERS	
PERSONAL,HOUSEHOLD GOODS				60	ART.PERS.ET MENAGERS	
CONTAINERS,CLOSURES		136	136	136	CONTENEURS,FERMETURES	
MISC. END PRODUCTS NES				98	PRODUITS FINIS DIV.NDA	
GENERAL CARGO	3 962	324	4 286	4 286	MARCHANDISES DIVERSES	
CONTAINERIZED FREIGHT	71 473	6 354	77 827	77 827	FRET CONTENEUREE	
PORT TOTAL	1 307 376	1 671 360	2 978 736	2 978 736	TOTAL DU PORT	
CONTRECEUR	RAW SUGAR	10 790		10 790	15 310	SUCRE BRUT
	SUGAR, NES	9 517		9 517	9 517	SUCRE, NDA
	ALUMINA,BAUXITE ORES				3 445	MINERAIS ALUMINE,BAUX.
	IRON ORE AND CONC		284 042	284 042	1 176 006	MINERAI,CONC.DE FER
	TITANIUM ORE		46 856	46 856	46 856	MINERAI DE TITANE
	IRON AND STEEL SCRAP		570	570	1 237	DECHETS DE FER,D ACIER
PHOSPHATE ROCK	12 814		12 814	12 814	ROCHE PHOSPHATEE	

TABLE 1. COMMODITIES LOADED AND UNLOADED AT CANADIAN PORTS IN COASTWISE SHIPPING, BY PORT - OCT-DEC, 1981

TABLEAU 1. MARCHANDISES CHARGÉES ET DECHARGÉES DANS LES PORTS CANADIENS AU TITRE DU CABOTAGE, SELON LE PORT - OCT-DEC, 1981

METRIC TONNES - TONNES METRIQUE						
PORT	COMMODITY	LOADED	UNLOADED	TOTAL	CUMULATIVE	
PORT		CHARGÉES	DECHARGÉES	TOTAL	CUMULATIF	MARCHANDISES
	LUMBER AND TIMBER				34	BOIS D'OEUVRE ET CHARP.
	INORGANIC CHEMS. NES				32 701	PROD. CHIM. INORG. NDA
	GASOLINE		800	800	800	ESSENCE
	FUEL OIL		107	107	1 465	MAZOUT
	COKE				2 804	COKE
	PIG IRON				317	FER EN GUEUSE
	PRIMARY IRON, STEEL NES	544		544	2 453	FER, ACIER PRIMAIRE NDA
	BAR AND RODS, STEEL	403		403	403	BARRES ET TIGES ACIER
	PLATE & SHEET STEEL	630		630	630	TOLES, FEUILLES D'ACIER
	STRUCTURAL SHAPES				1 109	PROFILES DE CONSTRUCT.
	GENERAL CARGO				48	MARCHANDISES DIVERSES
	PORT TOTAL	34 698	332 375	367 073	1 330 661	TOTAL DU PORT
LANORAIE	FUEL OIL		30	30	1 004	MAZOUT
	PORT TOTAL		30	30	1 004	TOTAL DU PORT
VARENNES	FUEL OIL		14 993	14 993	72 217	MAZOUT
	PORT TOTAL		14 993	14 993	72 217	TOTAL DU PORT
NEW RICHMOND	SALT				200	SEL
	GASOLINE				2 890	ESSENCE
	FUEL OIL		2 758	2 758	48 140	MAZOUT
	PORT TOTAL		2 758	2 758	51 230	TOTAL DU PORT
PASPEBIAC	COAL, BITUMINOUS		6 009	6 009	6 009	CHARBON BITUMINEUX
	SALT		3 799	3 799	3 872	SEL
	GASOLINE		725	725	5 510	ESSENCE
	FUEL OIL		1 207	1 207	6 963	MAZOUT
	PORT TOTAL		11 740	11 740	22 354	TOTAL DU PORT
POINT AU PIC	SALT				146	SEL
	RAILS & TRACK MATERIAL				5 251	RAILS, MAT. VOIE FERREE
	MACHINERY NES		5	5	5	MACHINES NDA
	GENERAL CARGO				64	MARCHANDISES DIVERSES
	PORT TOTAL		5	5	5 466	TOTAL DU PORT
PORT ALFRED	PULPWOOD				116 120	BOIS A PATE
	INORGANIC CHEMS. NES	8 279		8 279	8 279	PROD. CHIM. INORG. NDA
	GASOLINE				6 827	ESSENCE
	FUEL OIL		120 147	120 147	265 832	MAZOUT
	PORT TOTAL	8 279	120 147	128 426	397 058	TOTAL DU PORT
PORT CARTIER	BARLEY		141 363	141 363	384 450	ORGE
	CORN		85 270	85 270	85 270	MAIS
	OATS		3 315	3 315	3 315	AVOINE
	WHEAT		435 715	435 715	1 657 541	BLE
	PULPWOOD				681	BOIS A PATE
	IRON ORE AND CONC	311 595		311 595	1 203 559	MINERAIS, CONC. DE FER
	TITANIUM ORE	46 856		46 856	46 856	MINERAIS DE TITANE
	DOLOMITE				25 393	DOLOMITE
	SAND AND GRAVEL	45		45	45	SABLE ET GRAVIERES
	CRUSHED STONE	45		45	45	PIERRE CONCASSEE
	LUMBER AND TIMBER				10	BOIS D'OEUVRE ET CHARP.
	SULPHURIC ACID				3 386	ACIDE SULFURIQUE
	EXPLOS., FUSES, CAPS		10	10	14	EXPLOS., AMORCES, DET.
	GASOLINE		19 258	19 258	29 313	ESSENCE
	FUEL OIL		84 009	84 009	242 841	MAZOUT
	LUBRICATING OIL, GREASE				6	HUILE, GRAISSE LUBRIF.
	PETROL, COAL PROD. NES		2	2	2	DERIVE PETR. CHARB. NDA
	RAILS & TRACK MATERIAL		3 204	3 204	3 856	RAILS, MAT. VOIE FERREE
	CEMENT BASIC PROD.				363	OUVR. DE BASE CIMENT
	MACHINERY NES		216	216	352	MACHINES NDA
	RAILWAY ROLLING STOCK		272	272	272	MAT. ROUL. DE CH. DE FER
	SHIPS, AIRCRAFT, MIS. VEH				3	NAVIRES, AVIONS, VEH. DIV
	EQUIPMENT MISC.		12	12	12	MATERIEL DIVERS
	GENERAL CARGO		101	101	115	MARCHANDISES DIVERSES
	PORT TOTAL	358 541	772 747	1 131 288	3 687 700	TOTAL DU PORT
PORT MENIER	PULPWOOD				10 749	BOIS A PATE
	SAND AND GRAVEL				2 609	SABLE ET GRAVIERES
	GASOLINE		331	331	1 154	ESSENCE
	FUEL OIL		942	942	2 872	MAZOUT
	MACHINERY NES	45	230	275	1 046	MACHINES NDA
	GENERAL CARGO				544	MARCHANDISES DIVERSES
	PORT TOTAL	45	1 503	1 548	18 974	TOTAL DU PORT
QUEBEC	BARLEY		260 538	260 538	1 012 531	ORGE
	OATS		15 085	15 085	50 240	AVOINE
	WHEAT		685 111	685 111	1 822 761	BLE
	SOYA, OIL MEAL, CAKE		1 423	1 423	1 423	FARINE TOURT. GR. SOYA
	SOYA BEANS		1 419	1 419	1 419	GRAINE DE SOYA
	PULPWOOD		101 618	101 618	624 222	BOIS A PATE
	IRON ORE AND CONC				22 242	MINERAIS, CONC. DE FER
	IRON AND STEEL SCRAP				484	DECHETS DE FER, D'ACIER
	CRUDE PETROLEUM				29 299	PETROLE BRUT
	SALT		139 255	139 255	201 295	SEL
	PULP		50 809	50 809	50 809	PATE
	METALLIC SALTS		3 144	3 144	25 705	SELS METALLIQUES
	INORGANIC CHEMS. NES				9 097	PROD. CHIM. INORG. NDA
	ORGANIC CHEMICALS NES		8 582	8 582	17 831	PROD. CHIM. ORGAN. NDA
	GASOLINE	31 869	155 508	187 377	681 321	ESSENCE

TABLE 1. COMMODITIES LOADED AND UNLOADED AT CANADIAN PORTS IN COASTWISE SHIPPING, BY PORT - OCT-DEC, 1981

TABLEAU 1. MARCHANDISES CHARGÉES ET DÉCHARGÉES DANS LES PORTS CANADIENS AU TITRE DU CABOTAGE, SELON LE PORT - OCT-DEC, 1981

		METRIC TONNES - TONNES METRIQUE				
PORT	COMMODITY	LOADED	UNLOADED	TOTAL	CUMULATIVE	
PORT		CHARGÉES	DÉCHARGÉES	TOTAL	CUMULATIF	MARCHANDISES
	FUEL OIL	305 051	171 915	476 966	1 629 221	MAZOUT
	LUBRICATING OIL, GREASE		10 927	10 927	10 927	HUILE, GRAISSE LUBRIF.
	COKE		8 626	8 626	21 406	COKE
	ASPHALTS, ROAD OILS	7 719		7 719	49 746	ASPHALTE, BITUME LIQD.
	STRUCTURAL SHAPES				45	PROFILES DE CONSTRUCT.
	ALUMINIUM				1 136	ALUMINIUM
	GENERAL CARGO				125	MARCHANDISES DIVERSES
	PORT TOTAL	344 639	1 613 960	1 958 599	6 263 285	TOTAL DU PORT
RIMOUSKI	PULPWOOD	14 515		14 515	23 224	BOIS A PATE
	SAND AND GRAVEL				2 609	SABLE ET GRAVIERS
	METALLIC SALTS				111	SELS METALLIQUES
	EXPLOS., FUSES, CAPS	535		535	616	EXPLOS., AMORCES, DET.
	GASOLINE		67 411	67 411	238 988	ESSENCE
	FUEL OIL		58 627	58 627	187 836	MAZOUT
	MACHINERY NES		45	45	442	MACHINES NDA
	GENERAL CARGO	3 188	252	3 440	9 831	MARCHANDISES DIVERSES
	PORT TOTAL	18 238	126 335	144 573	463 657	TOTAL DU PORT
RIVIERE DU LOUP	SALT				167	SEL
	METALLIC SALTS		5	5	5	SELS METALLIQUES
	GASOLINE		3 715	3 715	8 738	ESSENCE
	FUEL OIL		3 341	3 341	13 418	MAZOUT
	PORT TOTAL		7 061	7 061	22 328	TOTAL DU PORT
ST. ANNE DES MONTS	PULPWOOD				40 642	BOIS A PATE
	METALLIC SALTS				181	SELS METALLIQUES
	PORT TOTAL				40 823	TOTAL DU PORT
ST. AUGUSTIN	GASOLINE		176	176	389	ESSENCE
	FUEL OIL		900	900	1 957	MAZOUT
	GENERAL CARGO	29	369	398	1 377	MARCHANDISES DIVERSES
	PORT TOTAL	29	1 445	1 474	3 723	TOTAL DU PORT
SEPT ILES	IRON ORE AND CONC	230 514		230 514	840 269	MINERAI, CONC. DE FER
	IRON AND STEEL SCRAP	570		570	1 640	DECHETS DE FER, D'ACIER
	SAND AND GRAVEL	40		40	446	SABLE ET GRAVIERS
	SALT				11 814	SEL
	LUMBER AND TIMBER		118	118	289	BOIS OEUVRE ET CHARP.
	VENEER, PLYWOOD		30	30	30	PLACAGES, CONTRE-PLAQ.
	METALLIC SALTS				3 272	SELS METALLIQUES
	INORGANIC CHEMS. NES		3 475	3 475	3 475	PROD. CHIM. INORG. NDA
	GASOLINE		15 673	15 673	68 156	ESSENCE
	FUEL OIL		122 960	122 960	556 158	MAZOUT
	ASPHALTS, ROAD OILS				8 661	ASPHALTE, BITUME LIQD.
	PIG IRON				317	FER EN GUEUSE
	PRIMARY IRON, STEEL NES	5	544	549	2 458	FER, ACIER PRIMAIR. NDA
	CASTINGS, FORGINGS		3 925	3 925	6 234	MOUL. PIECES FORGEES
	BAR AND RODS, STEEL		403	403	403	BARRES ET TIGES ACIER
	PLATE & SHEET STEEL		630	630	630	TOLES, FEUILLES D'ACIER
	STRUCTURAL SHAPES				1 147	PROFILES DE CONSTRUCT.
	RAILS & TRACK MATERIAL				7 461	RAILS, MAT. VOIE FERREE
	METAL FAB. BASIC PROD.				19	OUVR. DE BASE EN METAL
	CEMENT	15	1 169	1 184	5 063	CIMENT
	NON-MET. MIN. BASIC PROD	2		2	2	PROD. MIN. NON-MET. BASE
	TRACTORS		16	16	16	TRACTEURS
	MACHINERY NES	88	962	1 050	1 216	MACHINES NDA
	RAILWAY ROLLING STOCK	825		825	825	MAT. ROUL. DE CH. DE FER
	TRUCKS AND CHASSIS		16	16	31	CAMIONS ET CHASSIS
	ROAD MOTOR VEH. NES	33	22	55	60	VEH. AUTOM. ROUTIERS NDA
	RUBBER TIRES AND TUBES	5	2	7	7	PNEUS, CHAMBRES A AIR
	EQUIPMENT MISC.		363	363	370	MATERIEL DIVERS
	CONTAINERS, CLOSURES		7	7	79	CONTENEURS, FERMETURES
	MISC. END PRODUCTS NES				68	PRODUITS FINIS DIV. NDA
	GENERAL CARGO	1 983	3 420	5 403	21 980	MARCHANDISES DIVERSES
	PORT TOTAL	234 080	153 735	387 815	1 542 596	TOTAL DU PORT
POINTE NOIRE	IRON ORE AND CONC	441 824		441 824	2 220 555	MINERAI, CONC. DE FER
	FUEL OIL		22 153	22 153	150 487	MAZOUT
	CASTINGS, FORGINGS		3 894	3 894	5 128	MOUL. PIECES FORGEES
	PORT TOTAL	441 824	26 047	467 871	2 376 170	TOTAL DU PORT
HARBOUR TOTAL - SEPT-ILES & POINTE-NOIRE		675 904	179 782	855 686	3 918 766	TOTAL DU HAVRE - SEPT-ILES & POINTE-NOIRE
SOREL	BARLEY		14 293	14 293	38 900	ORGE
	CORN		132 754	132 754	265 814	MAIS
	OATS		2 090	2 090	7 048	AVOINE
	WHEAT		266 510	266 510	813 133	BLE
	FLAXSEED				3 475	GRAINE DE LIN
	TITANIUM ORE				1 920 407	MINERAI DE TITANE
	IRON AND STEEL SCRAP				586	DECHETS DE FER, D'ACIER
	GASOLINE		195	195	195	ESSENCE
	FUEL OIL		3 805	3 805	7 745	MAZOUT
	PIG IRON	4 824		4 824	7 323	FER EN GUEUSE
	GENERAL CARGO				535	MARCHANDISES DIVERSES
	PORT TOTAL	4 824	419 647	424 471	3 065 161	TOTAL DU PORT
TROIS RIVIERES	BARLEY		33 684	33 684	69 094	ORGE
	CORN		133 585	133 585	133 585	MAIS

TABLE 1. COMMODITIES LOADED AND UNLOADED AT CANADIAN PORTS IN COASTWISE SHIPPING, BY PORT - OCT-DEC, 1981

TABLEAU 1. MARCHANDISES CHARGÉES ET DÉCHARGÉES DANS LES PORTS CANADIENS AU TITRE DU CABOTAGE, SELON LE PORT - OCT - DEC, 1981

PORT	COMMODITY	METRIC TONNES - TONNES METRIQUE				CUMULATIVE	MARCHANDISES
		LOADED	UNLOADED	TOTAL	CUMULATIVE		
PORT		CHARGÉES	DÉCHARGÉES	TOTAL	CUMULATIF		
	OATS				6 131	AVOINE	
	RYE		104 980	104 980	104 980	SEIGLE	
	WHEAT		67 038	67 038	314 916	BLE	
	PULPWOOD		30 663	30 663	70 362	BOIS A PATE	
	SALT		58 848	58 848	89 705	SEL	
	SULPHUR IN ORES	8 313		8 313	8 313	SOUFRE EN MINERAI	
	PULP		9 798	9 798	9 798	PATE	
	METALLIC SALTS		3 812	3 812	16 234	SELS METALLIQUES	
	INDRGNIC CHEMS. NES		26 969	26 969	50 263	PROD.CHIM.INDRG.NDA	
	GASOLINE				23 961	ESSENCE	
	FUEL OIL		67 655	67 655	296 431	MAZOUT	
	PORT TOTAL	8 313	537 032	545 345	1 193 773	TOTAL DU PORT	
VALLEYFIELD	FRUITS, PREP. CANNEO		1 185	1 185	1 185	FRUITS PREP. EN BOITE	
	VEGETABLE PREP.NES		213	213	213	PREP. DE LEGUMES NDA	
	MISC.FOOD PREP.NES				1 108	DIV.PREP.ALIM.NDA	
	NON-ALCOHOLIC BEVERAGE	15		15	15	BDSISSONS NON-ALCCDLIQ.	
	VENEER,PLYWOOD				379	PLACAGES,CONTRE-PLAQ.	
	SULPHURIC ACID				3 344	ACIDE SULFURIQUE	
	BARNS AND RODS,STEEL				472	BARRES ET TIGES ACIER	
	PLATE & SHEET STEEL	220	167	387	4 151	TOLES,FEUILLES D ACIER	
	STRUCTURAL SHAPES				107	PROFILES DE CONSTRUCT.	
	RAILS & TRACK MATERIAL				267	RAILS,MAT.VOIE FERREE	
	PIPES,TUBES:IRON,STEEL				58	TUYAUX,TUBES:FER,ACIER	
	WIRE	20		20	20	FIL METALLIQUE	
	METAL FAB.BASIC PROD.				280	OUVR.DE BASE EN METAL	
	NON-MET.MIN.BASIC PROD	47		47	47	PROD.MIN.NON-MET.BASE	
	BUSES AND CHASSIS	11		11	11	AUTOBUS ET CHASSIS	
	SHIPS,AIRCRAFT,MIS.VEH	8		8	8	NAVIRE,AVIONS,VEH.DIV	
	GENERAL CARGO				162	MARCHANDISES DIVERSES	
	PORT TOTAL	321	1 565	1 886	11 827	TOTAL DU PORT	
QUEBEC-NORTH/NORD	MEAT,FRESH DR FROZEN		23	23	23	VIANOE,FRAICHE / CONG.	
	FROZEN FRUITS, BERRIES				2	FRUITS CONGELES, BAIES	
	MISC.FOOD PREP.NES		39	39	236	DIV.PREP.ALIM.NDA	
	ALE,BEER,STOUT,PORTER				16	ALE,BIERE,STOUT,PORTER	
	LUMBER AND TIMBER		34	34	50	BOIS D'OEUVRE ET CHARP.	
	PAPERBOARD				135	CARTON	
	BLDG.PAPER AND BOARD		65	65	516	PLAQ.CONSTR.,PAP/CART.	
	METALLIC SALTS		322	322	431	SELS METALLIQUES	
	INDRGNIC CHEMS. NES				13	PROD.CHIM.INDRG.NDA	
	GASOLINE				23 658	ESSENCE	
	FUEL OIL		71	71	53 940	MAZOUT	
	PETROL.COAL PROD.NES		15	15	17	DERIVE PETR.CHARB.NDA	
	PLATE & SHEET STEEL		12	12	122	TOLES,FEUILLES D ACIER	
	CEMENT		27	27	27	CIMENT	
	NON-MET.MIN.BASIC PROD				5	PROD.MIN.NON-MET.BASE	
	MACHINERY NES	54	7	61	1 251	MACHINES NDA	
	TRUCKS AND CHASSIS		36	36	36	CAMIONS ET CHASSIS	
	ROAD MOTOR VEH. NES				523	VEH.AUTOM.ROUTIERS NDA	
	RUBBER TIRES AND TUBES	7		7	23	PNEUS, CHAMBRES A AIR	
	EQUIPMENT MISC.				194	MATERIEL DIVERS	
	PERSONAL,HOUSEHOLD GOODS				56	ART.PERS.ET MENAGERS	
	CONTAINERS,CLOSURES	37		37	77	CONTENEURS,FERMETURES	
	GENERAL CARGO	544	544	1 088	6 895	MARCHANDISES DIVERSES	
	PORT TOTAL	642	1 195	1 837	88 246	TOTAL DU PORT	
QUEBEC-NES/NDA	CATTLE				91	BOVINS	
	PULPWOOD				11 612	BOIS A PATE	
	SAND AND GRAVEL		85	85	1 192	SABLE ET GRAVIERS	
	CRUSHED STONE	1 349	1 394	2 743	5 665	PIERRE CONCASSEE	
	SALT				44	SEL	
	LUMBER AND TIMBER				10	BOIS D'OEUVRE ET CHARP.	
	SAWMILL PRODUCTS NES	6		6	6	SCIAGES NDA	
	WOOD FAB.MATERIALS				37	DEMI-PRODUITS EN BOIS	
	PAPER NES				28	PAPIER NDA	
	BLDG.PAPER AND BOARD				347	PLAQ.CONSTR.,PAP/CART.	
	METALLIC SALTS				127	SELS METALLIQUES	
	EXPLOS., FUSES, CAPS	5	535	540	1 693	EXPLOS.,AMORCES, DET.	
	GASOLINE		1 952	1 952	8 572	ESSENCE	
	FUEL OIL	2 473	12 694	15 167	18 010	MAZOUT	
	LUBRICATING OIL,GREASE				1	HUILE,GRAISSE LUBRIF.	
	PRIMARY IRON,STEEL NES		5	5	5	FER,ACIER PRIMAIR.NDA	
	PIPES,TUBES:IRON,STEEL				11	TUYAUX,TUBES:FER,ACIER	
	COPPER AND ALLOYS				3	CUIVRE ET ALLIAGES	
	METAL FAB.BASIC PROD.				25	OUVR.OE BASE EN METAL	
	BUILDING BRICK, CLAY	2	2	4	4	BRIQ.A BATIR ARGILE	
	DRAIN TILES,PIPES				385	TUILES TUY.DE DRAINAGE	
	BRICKS,TILES NES				47	BRIQUES,TUILES NDA	
	CEMENT	14	15	31	296	CIMENT	
	CEMENT BASIC PROD.				2 593	OUVR.OE BASE CIMENT	
	NON-MET.MIN.BASIC PROD		2	2	8	PROD.MIN.NON-MET.BASE	
	TRACTORS	16		16	120	TRACTEURS	
	MACHINERY NES	487	45	532	13 452	MACHINES NDA	
	TRUCKS AND CHASSIS	5		5	405	CAMIONS ET CHASSIS	
	MOTOR VEHICLE ENGINES	10		10	10	MOTEURS DE VEH.AUTOM.	
	ROAD MOTOR VEH. NES	22		22	99	VEH.AUTOM.ROUTIERS NDA	
	SHIPS,AIRCRAFT,MIS.VEH				2	NAVIRE,AVIONS,VEH.DIV	
	RUBBER TIRES AND TUBES	2	5	7	7	PNEUS, CHAMBRES A AIR	
	EQUIPMENT MISC.	11		11	83	MATERIEL DIVERS	
	CONTAINERS,CLOSURES	9		9	13	CONTENEURS,FERMETURES	

TABLE 1. COMMODITIES LOADED AND UNLOADED AT CANADIAN PORTS IN COASTWISE SHIPPING, BY PORT - OCT-DEC, 1981

TABLEAU 1. MARCHANDISES CHARGÉES ET DECHARGÉES DANS LES PORTS CANADIENS AU TITRE DU CABOTAGE, SELON LE PORT - OCT-DEC, 1981

		METRIC TONNES - TONNES METRIQUE				
PORT	COMMODITY	LOADED	UNLOADED	TOTAL	CUMULATIVE	
PORT		CHARGÉES	DECHARGÉES	TOTAL	CUMULATIF	MARCHANDISES
	MISC. END PRODUCTS NES				108	PRODUITS FINIS DIV.NDA
	GENERAL CARGO	672	3 893	4 565	14 194	MARCHANDISES DIVERSES
	PORT TOTAL	5 085	20 627	25 712	80 105	TOTAL DU PORT
	PROVINCE TOTAL	3 045 028	6 842 701	9 887 729	36 882 306	TOTAL DE LA PROVINCE
ONTARIO -						
ONTARIO						
AMHERSTBURG	METALLIC SALTS	28 095		28 095	252 035	SELS METALLIQUES
	GASOLINE				3 437	ESSENCE
	FUEL OIL				4 794	MAZOUT
	PORT TOTAL	28 095		28 095	260 266	TOTAL DU PORT
BADGELEY ISLAND	STONE, CRUDE NES	139 038		139 038	397 542	PIERRE BRUTE NDA
	PORT TOTAL	139 038		139 038	397 542	TOTAL DU PORT
BRITT	GASOLINE		30 613	30 613	55 333	ESSENCE
	FUEL OIL		22 020	22 020	22 968	MAZOUT
	PORT TOTAL		52 633	52 633	78 301	TOTAL DU PORT
BATH	CEMENT	77 610		77 610	308 183	CIMENT
	PORT TOTAL	77 610		77 610	308 183	TOTAL DU PORT
BYNG INLET	GASOLINE				17 502	ESSENCE
	FUEL OIL				8 972	MAZOUT
	PORT TOTAL				26 474	TOTAL DU PORT
CARDINAL	CORN				6 641	MAIS
	PORT TOTAL				6 641	TOTAL DU PORT
CLARKSON	LIMESTONE		544 022	544 022	1 423 514	PIERRE CALCAIRE
	GASOLINE	27 628		27 628	130 661	ESSENCE
	FUEL OIL	55 355	7 828	63 183	306 819	MAZOUT
	LUBRICATING OIL, GREASE	4 990		4 990	15 510	HUILE, GRAISSE LUBRIF.
	PETROL, COAL PROD. NES	3 842		3 842	27 463	DERIVE PETR. CHARB. NDA
	CEMENT	4 990		4 990	4 990	CIMENT
	PORT TOTAL	96 805	551 850	648 655	1 908 957	TOTAL DU PORT
COLBDRNE	LIMESTONE	544 022		544 022	1 423 514	PIERRE CALCAIRE
	PORT TOTAL	544 022		544 022	1 423 514	TOTAL DU PORT
COLLINGWOOD	BARLEY		1 301	1 301	8 434	ORGE
	CORN	12 066		12 066	16 972	MAIS
	OATS		3 985	3 985	15 495	AVOINE
	WHEAT		6 568	6 568	20 100	BLE
	HULLS, SCREENINGS, CHAFF		2 864	2 864	9 251	ECOLURES, CRIBLURES, BAL
	PORT TOTAL	12 066	14 718	26 784	70 252	TOTAL DU PORT
CORNWALL	INORGANIC CHEMS. NES		27 294	27 294	61 477	PROD. CHIM. INORG. NDA
	FUEL OIL		7 517	7 517	34 737	MAZOUT
	PORT TOTAL		34 811	34 811	96 214	TOTAL DU PORT
CUTLER	GASOLINE		5 491	5 491	12 862	ESSENCE
	FUEL OIL		10 826	10 826	13 633	MAZOUT
	PORT TOTAL		16 317	16 317	26 495	TOTAL DU PORT
GODDERICH	BARLEY	11 518	2 874	14 392	25 781	ORGE
	CORN	76 392		76 392	90 906	MAIS
	OATS		6 582	6 582	23 924	AVOINE
	WHEAT		39 523	39 523	189 829	BLE
	HULLS, SCREENINGS, CHAFF		18 522	18 522	49 416	ECOLURES, CRIBLURES, BAL
	SALT	194 385		194 385	509 546	SEL
	PORT TOTAL	282 295	67 501	349 796	889 402	TOTAL DU PORT
HAMILTON	FRUITS, PREP. CANNED				138	FRUITS PREP. EN BOITE
	VEGETABLE PREP. NES	3 131		3 131	14 610	PREP. DE LEGUMES NDA
	MISC. FOOD PREP. NES				4 248	DIV. PREP. ALIM. NDA
	NON-ALCOHOLIC BEVERAGE	20		20	20	BOISSONS NON-ALCOOLIQ.
	DIST. ALCOHOLIC BEV.	71		71	294	BOISS. ALCOOL. DIST.
	PULPWOOD		37	37	37	BOIS A PATE
	IRON ORE AND CONC		415 614	415 614	3 479 542	MINERAL, CONC. DE FER
	IRON AND STEEL SCRAP	16 614		16 614	16 614	DECHETS DE FER, D'ACIER
	DOLOMITE				25 393	DOLOMITE
	GYPSEM				61 602	GYPSE
	LUMBER AND TIMBER		7 805	7 805	10 459	BOIS D'OEUVRE ET CHARP.
	SHINGLES AND SHAKES				40	BARDEAUX, BARD. FACADE
	SAWMILL PRODUCTS NES				41	SCIAGES NDA
	VENEER, PLYWOOD		64	64	18 270	PLACAGES, CONTRE-PLAQ.
	WOOD FAB. MATERIALS				36	DEMI-PRODUITS EN BOIS
	PULP		300	300	300	PATE
	NEWSPRINT PAPER		4 492	4 492	10 120	PAPIER JOURNAL
	PAPERBOARD		972	972	2 900	CARTON
	BLDG. PAPER AND BOARD		7 533	7 533	7 921	PLAQ. CONSTR., PAP/CART.
	POTASH		19 913	19 913	19 913	POTASSE
	CHEM. SPECIALTIES NES	18		18	1 577	PROD. CHIM. SPECIAUX NDA
	GASOLINE	645		645	645	ESSENCE
	FUEL OIL	38 038	27 119	65 157	207 390	MAZOUT
	LUBRICATING OIL, GREASE				82	HUILE, GRAISSE LUBRIF.
	COKE		4 448	4 448	7 252	COKE
	COAL TAR, PITCH		1 933	1 933	10 016	GOUDRON, BRAI DE BOUIL.
	PETROL, COAL PROD. NES	797	1 379	2 176	8 268	DERIVE PETR. CHARB. NDA

TABLE 1. COMMODITIES LOADED AND UNLOADED AT CANADIAN PORTS IN COASTWISE SHIPPING, BY PORT - OCT-DEC, 1981

TABLEAU 1. MARCHANDISES CHARGÉES ET DÉCHARGÉES DANS LES PORTS CANADIENS AU TITRE DU CABOTAGE, SELON LE PORT - OCT-DEC, 1981

		METRIC TONNES - TONNES METRIQUE				
PORT	COMMODITY	LOADED	UNLOADED	TOTAL	CUMULATIVE	
PORT		CHARGÉES	DÉCHARGÉES	TOTAL	CUMULATIF	MARCHANDISES
	FERRO-ALLOYS				1 139	FERRO-ALLIAGES
	PIG IRON		4 824	4 824	7 323	FER EN GUEUSE
	CASTINGS, FORGINGS	3 894		3 894	5 205	MOUL., PIÈCES FORGÉES
	BAR AND RODS, STEEL	1 333		1 333	3 210	BARRES ET TIGES ACIER
	PLATE & SHEET STEEL	38 581	1 101	39 682	153 573	TOLES, FEUILLES D'ACIER
	STRUCTURAL SHAPES	588		588	1 171	PROFILES DE CONSTRUCT.
	RAILS & TRACK MATERIAL	93		93	135	RAILS, MAT. VOIE FERREE
	PIPES, TUBES: IRON, STEEL	110		110	642	TUYAUX, TUBES: FER, ACIER
	WIRE	54		54	171	FIL MÉTALLIQUE
	METAL FAB. BASIC PROD.	123		123	717	OUVR. DE BASE EN METAL
	BRICKS, TILES NES	22		22	22	BRIQUES, TUILES NOA
	CEMENT				34	CIMENT
	CEMENT BASIC PROD.	32		32	32	OUVR. DE BASE CIMENT
	MACHINERY NES	5		5	75	MACHINES NOA
	PASS. AUTOS AND CHASSIS	6		6	6	VOITURES PART., CHASSIS
	TRUCKS AND CHASSIS	2		2	19	CAMIONS ET CHASSIS
	CONTAINERS, CLOSURES	107		107	122	CONTENEURS, FERMETURES
	GENERAL CARGO	874		874	9 604	MARCHANDISES DIVERSES
	PORT TOTAL	105 158	497 534	602 692	4 090 928	TOTAL DU PORT
KINGSTON	BARLEY				29 534	ORGE
	WHEAT	44 004	58 279	102 283	148 769	BLE
	GYP SUM		17 980	17 980	17 980	GYPSE
	SALT		14 243	14 243	14 243	SEL
	METALLIC SALTS				12 049	SELS MÉTALLIQUES
	FUEL OIL		1 940	1 940	108 978	MAZOUT
	PORT TOTAL	44 004	92 442	136 446	331 553	TOTAL DU PORT
KINGSVILLE	LIMESTONE				28 900	PIERRE CALCAIRE
	GASOLINE	82		82	590	ESSENCE
	FUEL OIL	252		252	462	MAZOUT
	PORT TOTAL	334		334	29 952	TOTAL DU PORT
LITTLE CURRENT	METALLIC SALTS				15 376	SELS MÉTALLIQUES
	GASOLINE		3 399	3 399	8 668	ESSENCE
	FUEL OIL		4 826	4 826	8 677	MAZOUT
	PORT TOTAL		8 225	8 225	32 721	TOTAL DU PORT
MARATHON	INORGANIC CHEMS. NES		6 247	6 247	23 024	PROD. CHIM. INORG. NOA
	GASOLINE		1 891	1 891	5 096	ESSENCE
	FUEL OIL		13 996	13 996	38 086	MAZOUT
	MACHINERY NES				62	MACHINES NOA
	PORT TOTAL		22 134	22 134	66 268	TOTAL DU PORT
MICHIPICOTEN HARBOUR	IRON AND STEEL SCRAP		16 614	16 614	16 614	DÉCHETS DE FER, D'ACIER
	FUEL OIL				1 939	MAZOUT
	PORT TOTAL		16 614	16 614	18 553	TOTAL DU PORT
MIDLAND	BARLEY		29 841	29 841	50 387	ORGE
	CORN		5 061	5 061	5 061	MAIS
	OATS		16 184	16 184	17 182	AVOINE
	WHEAT		156 107	156 107	461 106	BLE
	STONE, CRUDE NES		119 107	119 107	338 821	PIERRE BRUTE NOA
	PORT TOTAL		326 300	326 300	872 557	TOTAL DU PORT
MORRISBURG	FUEL OIL		29 466	29 466	111 947	MAZOUT
	PORT TOTAL		29 466	29 466	111 947	TOTAL DU PORT
NANTICOKE	IRON ORE AND CONC		26 210	26 210	186 537	MINÉRAI, CONC. DE FER
	COAL, BITUMINOUS		480 615	480 615	1 985 444	CHARBON BITUMINEUX
	GASOLINE	12 034		12 034	24 586	ESSENCE
	FUEL OIL	124 061		124 061	231 523	MAZOUT
	PORT TOTAL	136 095	506 825	642 920	2 428 090	TOTAL DU PORT
OAKVILLE	GASOLINE	10 602		10 602	37 976	ESSENCE
	FUEL OIL	34 174	8 099	42 273	100 379	MAZOUT
	PORT TOTAL	44 776	8 099	52 875	138 355	TOTAL DU PORT
OSHAWA	RAW SUGAR		10 790	10 790	15 310	SUCRE BRUT
	SUGAR, NES		9 517	9 517	9 517	SUCRE, NOA
	METALLIC SALTS				20 207	SELS MÉTALLIQUES
	GASOLINE				8 924	ESSENCE
	FUEL OIL				20 635	MAZOUT
	PORT TOTAL		20 307	20 307	74 593	TOTAL DU PORT
OWEN SOUND	BARLEY				2 528	ORGE
	OATS		2 041	2 041	4 860	AVOINE
	WHEAT		53 391	53 391	118 152	BLE
	HULLS, SCREENINGS, CHAFF		2 466	2 466	9 108	ÉCILURES, CRIBLURES, BAL
	METALLIC SALTS				14 707	SELS MÉTALLIQUES
	PORT TOTAL		57 898	57 898	149 355	TOTAL DU PORT
PARRY SOUND	SALT		15 496	15 496	57 771	SEL
	GASOLINE		25 100	25 100	78 636	ESSENCE
	FUEL OIL		53 574	53 574	153 210	MAZOUT
	PORT TOTAL		94 170	94 170	289 617	TOTAL DU PORT
PELEE ISLAND	WHEAT				1 225	BLE
	SOYA BEANS	3 109		3 109	3 109	GRAINE DE SOYA
	GASOLINE		82	82	590	ESSENCE
	FUEL OIL		252	252	462	MAZOUT
	PORT TOTAL	3 109	334	3 443	5 386	TOTAL DU PORT

TABLE 1. COMMODITIES LOADED AND UNLOADED AT CANADIAN PORTS IN COASTWISE SHIPPING, BY PORT - OCT-DEC, 1981

TABLEAU 1. MARCHANDISES CHARGÉES ET DÉCHARGÉES DANS LES PORTS CANADIENS AU TITRE DU CABOTAGE, SELON LE PORT - OCT - DEC, 1981

		METRIC TONNES - TONNES METRIQUE					
PORT	COMMODITY	LOADED	UNLOADED	TOTAL	CUMULATIVE		
PORT		CHARGÉES	DÉCHARGÉES	TOTAL	CUMULATIF	MARCHANDISES	
PICTON	GYPSUM		19 858	19 858	19 858	GYPSE	
	CEMENT	66 149		66 149	218 900	CIMENT	
	PORT TOTAL	66 149	19 858	86 007	238 758	TOTAL DU PORT	
PORT COLBORNE	BARLEY	10 188		10 188	10 188	ORGE	
	CORN	76 724		76 724	144 100	MAIS	
	RYE	30 201		30 201	36 294	SEIGLE	
	WHEAT		93 123	93 123	328 578	BLE	
	COAL,BITUMINOUS	443		443	443	CHARBON BITUMINEUX	
	FUEL OIL		17 242	17 242	45 678	MAZOUT	
	CEMENT		4 990	4 990	4 990	CIMENT	
PORT TOTAL	117 556	115 355	232 911	570 271	TOTAL DU PORT		
PORT LAMBTON	FUEL OIL				22 745	MAZOUT	
	PORT TOTAL				22 745	TOTAL DU PORT	
PORT MCNICOLL	BARLEY				19 181	ORGE	
	WHEAT		150 212	150 212	348 423	BLE	
	PORT TOTAL		150 212	150 212	367 604	TOTAL DU PORT	
PORT STANLEY	CORN	81 385		81 385	109 514	MAIS	
	WHEAT				34 807	BLE	
	METALLIC SALTS				13 658	SELS METALLIQUES	
	POTASH		8 230	8 230	110 242	POTASSE	
	PORT TOTAL	81 385	8 230	89 615	268 221	TOTAL DU PORT	
PRESCOTT	BARLEY		15 705	15 705	23 962	ORGE	
	CORN	1 767		1 767	1 767	MAIS	
	OATS		3 133	3 133	10 977	AVOINE	
	WHEAT	16 281	51 509	67 790	246 984	BLE	
	SALT		32 161	32 161	51 375	SEL	
	PAPERBOARD				82	CARTON	
	POTASH		6 995	6 995	6 995	POTASSE	
	PORT TOTAL	18 048	109 503	127 551	342 142	TOTAL DU PORT	
	ST. CATHARINES	FUEL OIL				64 865	MAZOUT
PORT TOTAL					64 865	TOTAL DU PORT	
SARNIA	BARLEY				1 793	ORGE	
	CORN	127 147		127 147	163 523	MAIS	
	WHEAT	32 249	67 713	99 962	353 231	BLE	
	CRUDE PETROLEUM	555		555	555	PETROLE BRUT	
	LIMESTONE		143 225	143 225	242 048	PIERRE CALCAIRE	
	CRUSHED STONE				35 008	PIERRE CONCASSEE	
	INORGANIC CHEMS. NES	78 044		78 044	174 597	PROD.CHIM.INORG.NDA	
	ORGANIC CHEMICALS NES	8 582		8 582	16 429	PROD.CHIM.ORGAN.NDA	
	POTASH		28 652	28 652	32 651	POTASSE	
	SYNTHETIC RUBBER				182	CAOUTCHOUC SYNTHETIQUE	
	PLASTIC MATERIALS				165	MATIERES PLASTIQUES	
	GASOLINE	192 464	10 835	203 299	696 123	ESSENCE	
	FUEL OIL	499 621	31 048	530 669	1 758 648	MAZOUT	
	LUBRICATING OIL,GREASE				19 323	HUILE,GRATISSE LUBRIF.	
	PETROL.COAL PROD.NES	1 029		1 029	30 543	DERIVE PETR.CHARB.NDA	
	METAL FAB.BASIC PROD.		91	91	91	OUVR.DE BASE EN METAL	
	PORT TOTAL	939 691	281 564	1 221 255	3 524 910	TOTAL DU PORT	
SAULT STE. MARIE	VEGETABLE PREP.NES				237	PREP. DE LEGUMES NDA	
	COAL,BITUMINOUS				26 247	CHARBON BITUMINEUX	
	SALT		6 431	6 431	28 961	SEL	
	GASOLINE		40 158	40 158	159 521	ESSENCE	
	FUEL OIL		102 170	102 170	328 676	MAZOUT	
	COKE	4 448		4 448	17 228	COKE	
	COAL TAR,PITCH	1 933		1 933	10 016	GOUDRON,BRAI DE BOUIL.	
	PETROL.COAL PROD.NES	1 379		1 379	3 115	DERIVE PETR.CHARB.NDA	
	CASTINGS,FORGINGS	907		907	907	MOUL.PIECES FORGEES	
	BARS AND RODS,STEEL				4 196	BARRES ET TIGES ACIER	
	PLATE & SHEET STEEL	43 412		43 412	122 887	TOLES,FEUILLES D ACIER	
	STRUCTURAL SHAPES	8 280		8 280	11 514	PROFILES DE CONSTRUCT.	
	RAILS & TRACK MATERIAL				234	RAILS,MAT.VOIE FERREE	
	MACHINERY NES		479	479	545	MACHINES NDA	
	PORT TOTAL	60 359	149 238	209 597	714 284	TOTAL DU PORT	
	SERPENT RIVER	SALT				34 055	SEL
		PORT TOTAL				34 055	TOTAL DU PORT
THOROLO	ALUMINA,BAUXITE ORES		5 715	5 715	9 160	MINERAIS ALUMINE,BAUX.	
	STONE,CRUDE NES		19 931	19 931	58 721	PIERRE BRUTE NDA	
	INORGANIC CHEMS. NES		32 664	32 664	80 837	PROD.CHIM.INORG.NDA	
	METAL FAB.BASIC PROD.	91		91	91	OUVR.DE BASE EN METAL	
	PORT TOTAL	91	58 310	58 401	148 809	TOTAL DU PORT	
THUNDER BAY	MEAT AND MEAT PREP.NES		1 135	1 135	3 183	VIANDES ET PREP.NDA	
	FISH,CANNED		181	181	340	POISSON EN BOITES	
	BARLEY	765 902		765 902	2 311 265	ORGE	
	CORN	42 993		42 993	42 993	MAIS	
	OATS	66 165		66 165	178 908	AVOINE	
	RYE	79 278		79 278	99 771	SEIGLE	
	WHEAT	3 089 795		3 089 795	9 181 043	BLE	
	MALT AND MALT FLOUR	9 259		9 259	23 307	MALT ET FARINE DE MALT	
	FRUIT JUICES		2 246	2 246	4 055	JUS DE FRUIT	
	FRUITS, PREP. CANNED		2 847	2 847	5 572	FRUITS PREP. EN BOITE	

TABLE 1. COMMODITIES LOADED AND UNLOADED AT CANADIAN PORTS IN COASTWISE SHIPPING, BY PORT - OCT-DEC, 1981

TABLEAU 1. MARCHANDISES CHARGÉES ET DÉCHARGÉES DANS LES PORTS CANADIENS AU TITRE DU CABOTAGE, SELON LE PORT - OCT - DEC, 1981

		METRIC TONNES - TONNES METRIQUE				
PORT	COMMODITY	LOADED	UNLOADED	TOTAL	CUMULATIVE	
PORT		CHARGÉES	DÉCHARGÉES	TOTAL	CUMULATIF	MARCHANDISES
	VEGETABLE PREP.NES		13 958	13 958	28 351	PREP. DE LEGUMES NDA
	MISC.FOOD PREP.NES				23 099	DIY.PREP.ALIM.NDA
	HULLS, SCREENINGS, CHAFF	24 937		24 937	68 860	ECLOURES, CRIBLURES, BAL
	NON-ALCOHOLIC BEVERAGE		56	56	56	BOISSONS NON-ALCOOLIQ.
	DIST.ALCOHOLIC BEV.		117	117	363	BOISS.ALCOOL.DIST.
	FLAXSEED	5 928		5 928	39 718	GRAINE DE LIN
	RAPESEED	21 622		21 622	55 610	GRAINE DE COLZA
	PULPWOOD	37		37	37	BOIS A PATE
	IRON ORE AND CONC				1 074 008	MINERAU, CONC. DE FER
	SLAG, DROSS, BY-PRODUCTS		284	284	284	POUS.GUEUL.SCOR.PROD.
	COAL, BITUMINOUS	480 615	443	481 058	2 037 325	CHARBON BITUMINEUX
	SALT		54 119	54 119	92 093	SEL
	SULPHUR IN ORES				7 224	SOUFRE EN MINERAU
	LUMBER AND TIMBER	15 789		15 789	28 688	BOIS D'OEUVRE ET CHARP.
	SHINGLES AND SHAKES				40	BARDEAUX, BARD.FACADE
	SAWMILL PRODUCTS NES				41	SCIAGES NDA
	VENEER, PLYWOOD	984		984	25 023	PLACAGES, CONTRE-PLAQ.
	WOOD FAB.MATERIALS				36	DEMI-PRODUITS EN BOIS
	PULP	300		300	300	PATE
	NEWSPRINT PAPER	4 492		4 492	10 120	PAPIER JOURNAL
	PAPER NES	51		51	93	PAPIER NDA
	PAPERBOARD	2 439		2 439	5 489	CARTON
	BLOG.PAPER AND BBOARD	10 117		10 117	10 505	PLAQ.CONSTR., PAP/CART.
	METALLIC SALTS		8 056	8 056	50 823	SELS METALLIQUES
	INORGANIC CHEMS. NES	15 130		15 130	31 907	PROD.CHIM.INORG.NDA
	POTASH	96 602		96 602	224 907	POTASSE
	SYNTHETIC RUBBER		463	463	880	CAOUTCHOUC SYNTHETIQUE
	PLASTIC MATERIALS		47	47	277	MATIERES PLASTIQUES
	CHEM.SPECIALTIES NES		18	18	1 577	PROD.CHIM.SPECIALIQUES NDA
	GASOLINE	1 013	58 933	59 946	164 263	ESSENCE
	FUEL OIL	3 291	122 807	126 098	304 140	MAZOUT
	LUBRICATING OIL, GREASE				3 486	HUILE, GRAISSE LUBRIF.
	PETROL.COAL PROD.NES		797	797	6 160	DERIVE PETR.CHARB.NDA
	CASTINGS, FORGINGS				77	MOUL.PIECES FORGEES
	BAR. AND RODS, STEEL		1 333	1 333	2 738	BARRES ET TIGES ACIER
	PLATE & SHEET STEEL		45 746	45 746	184 982	TOLES, FEUILLES D ACIER
	STRUCTURAL SHAPES		3 331	3 331	5 672	PROFILES DE CONSTRUCT.
	RAILS & TRACK MATERIAL		93	93	402	RAILS, MAT.VOIE FERREE
	PIPES, TUBES, IRON, STEEL		110	110	700	TUYAUX, TUBES: FER, ACIER
	WIRE		74	74	191	FIL METALLIQUE
	METAL FAB.BASIC PROD.		123	123	243	OUVR.DE BASE EN METAL
	BRICKS, TILES NES	31	22	53	53	BRIQUES, TUILES NOA
	CEMENT				34	CIMENT
	CEMENT BASIC PROD.		32	32	32	OUVR.DE BASE CIMENT
	NON-MET.MIN.BASIC PROD		47	47	47	PROD.MIN.NON-MET.BASE
	MACHINERY NES		5	5	71	MACHINES NDA
	PASS.AUTOS AND CHASSIS		9	9	28	VOITURES PART., CHASSIS
	BUSES AND CHASSIS		25	25	161	AUTOBUS ET CHASSIS
	TRUCKS AND CHASSIS		28	28	99	CAMIONS ET CHASSIS
	ROAD MOTOR VEH. NES		3	3	3	VEH.AUTOM.ROUTIERS NOA
	SHIPS, AIRCRAFT, MIS.VEH		8	8	8	NAVIRES, AVIONS, VEH.DIV
	CONTAINERS, CLOSURES		107	107	122	LONTENEURS, FERMETURES
	GENERAL CARGO		874	874	9 766	MARCHANDISES DIVERSES
	PORT TOTAL	4 736 770	318 477	5 055 247	16 351 649	TOTAL DU PORT
TORONTO	BARLEY		27 841	27 841	121 945	ORGE
	RYE				2 658	SEIGLE
	WHEAT		43 921	43 921	210 525	BLE
	MALT AND MALT FLOUR		1 746	1 746	15 794	MALT ET FARINE DE MALT
	SOYA BEANS		3 109	3 109	3 109	GRAINE DE SOYA
	SALT		48 307	48 307	72 248	SEL
	METALLIC SALTS		7 189	7 189	40 273	SELS METALLIQUES
	GASOLINE	4 140	3 562	7 702	14 198	ESSENCE
	FUEL OIL	52 142	7 757	59 899	202 092	MAZOUT
	ASPHALTS, ROAD OILS		2 499	2 499	13 622	ASPHALTE, BITUME LIQD.
	PLATE & SHEET STEEL				579	TOLES, FEUILLES D ACIER
	CEMENT		99 742	99 742	407 613	CIMENT
	MACHINERY NES	316		316	316	MACHINES NOA
	RAILWAY ROLLING STOCK		553	553	553	MAT.ROUL.DE CH.DE FER
	PORT TOTAL	56 598	246 226	302 824	1 105 525	TOTAL DU PORT
WALLACEBURG	CORN	5 061		5 061	11 702	MAIS
	WHEAT				27 093	BLE
	PORT TOTAL	5 061		5 061	38 795	TOTAL DU PORT
WHITEFISH RIVER	CEMENT		38 937	38 937	109 841	CIMENT
	PORT TOTAL		38 937	38 937	109 841	TOTAL DU PORT
WINDSOR	MEAT AND MEAT PREP.NES	1 135		1 135	3 183	VIANDES ET PREP.NOA
	FISH, CANNED	181		181	340	POISSON EN BOITES
	CORN	32 277		32 277	50 344	MAIS
	WHEAT				76 308	BLE
	FRUIT JUICES	2 246		2 246	4 055	JUS DE FRUIT
	FRUITS, PREP. CANNED	4 032		4 032	6 619	FRUITS PREP. EN BOITE
	VEGETABLE PREP.NES	11 040		11 040	14 533	PREP. DE LEGUMES NDA
	MISC.FOOD PREP.NES				19 959	DIY.PREP.ALIM.NDA
	SOYA. OIL MEAL, CAKE	1 423		1 423	1 423	FARINE TOURT.GR.SOYA
	NON-ALCOHOLIC BEVERAGE	21		21	21	BOISSONS NON-ALCOOLIQ.
	DIST.ALCOHOLIC BEV.	46		46	69	BOISS.ALCOOL.DIST.
	FLAXSEED				10 873	GRAINE DE LIN
	RAPESEED		6 861	6 861	17 240	GRAINE DE COLZA

TABLE 1. COMMODITIES LOADED AND UNLOADED AT CANADIAN PORTS IN COASTWISE SHIPPING, BY PORT - OCT-DEC, 1981

TABLEAU 1. MARCHANDISES CHARGEES ET DECHARGEES DANS LES PORTS CANADIENS AU TITRE DU CABOTAGE, SELON LE PORT - OCT -DEC, 1981

		METRIC TONNES - TONNES METRIQUE				
PORT	COMMODITY	LOADED	UNLOADED	TOTAL	CUMULATIVE	
PORT		CHARGEES	DECHARGEES	TOTAL	CUMULATIF	MARCHANDISES
	SOYA BEANS	1 419		1 419	1 419	GRAINE DE SOYA
	SLAG, DROSS, BY-PRODUCTS	284		284	284	POUS. GUEUL. SCOR. PROD.
	LIMESTONE		15 405	15 405	70 918	PIERRE CALCAIRE
	CRUSHED STONE				12 672	PIERRE CONCASSEE
	FLUORSPAR		3 499	3 499	3 499	SPATH FLUOR
	SALT	253 585		253 585	642 907	SEL
	LUMBER AND TIMBER		7 984	7 984	18 229	BOIS DOEUVRE ET CHARP.
	VENEER, PLYWOOD		920	920	6 494	PLACAGES, CONTRE-PLAQ.
	PAPER NES		51	51	93	PAPIER NDA
	PAPERBOARD		1 467	1 467	2 671	CARTON
	BLDG. PAPER AND BOARD		2 584	2 584	2 584	PLAQ. CONSTR., PAP/CART.
	METALLIC SALTS	1 215		1 215	5 547	SELS METALLIQUES
	SYNTHETIC RUBBER	463		463	698	CAOUTCHOUC SYNTHETIQUE
	PLASTIC MATERIALS	47		47	112	MATIERES PLASTIQUES
	GASOLINE		45 333	45 333	163 835	ESSENCE
	FUEL OIL		60 227	60 227	233 162	MAZOUT
	BARS AND RODS, STEEL				4 196	BARRES ET TIGES ACIER
	PLATE & SHEET STEEL	1 204	36 403	37 607	103 493	TOLES, FEUILLES D'ACIER
	STRUCTURAL SHAPES		5 537	5 537	7 564	PROFILES DE CONSTRUCT.
	METAL FAB. BASIC PROD.				242	OUVR. DE BASE EN METAL
	BRICKS, TILES NES		31	31	31	BRIQUES, TUILES NDA
	CEMENT		5 080	5 080	10 173	CIMENT
	PASS. AUTOS AND CHASSIS	3		3	22	VOITURES PART., CHASSIS
	BUSES AND CHASSIS	14		14	150	AUTOBUS ET CHASSIS
	TRUCKS AND CHASSIS	26		26	80	CAMIONS ET CHASSIS
	ROAD MOTOR VEH. NES	3		3	3	VEH. AUTOM. ROUTIERS NDA
	PORT TOTAL	310 664	191 382	502 046	1 496 045	TOTAL DU PORT
ONTARIO-NES/NDA	LIMESTONE	158 630		158 630	341 866	PIERRE CALCAIRE
	CRUSHED STONE				47 680	PIERRE CONCASSEE
	GYPSUM				10 886	GYPSE
	PORT TOTAL	158 630		158 630	400 432	TOTAL DU PORT
	PROVINCE TOTAL	8 064 409	4 105 470	12 169 879	39 931 067	TOTAL DE LA PROVINCE
MANITOBA - MANITOBA CHURCHILL	MISC. FOOD PREP. NES				3 212	DIV. PREP. ALIM. NDA
	BLDG. PAPER AND BOARD				815	PLAQ. CONSTR., PAP/CART.
	FUEL OIL				13 785	MAZOUT
	METAL FAB. BASIC PROD.				651	OUVR. DE BASE EN METAL
	ROAD MOTOR VEH. NES				178	VEH. AUTOM. ROUTIERS NDA
	GENERAL CARGO				144	MARCHANDISES DIVERSES
	PORT TOTAL				18 785	TOTAL DU PORT
BRITISH COLUMBIA - COLOMBIE-BRITANNIQUE ALERT BAY	GASOLINE		61	61	708	ESSENCE
	FUEL OIL		604	604	4 327	MAZOUT
	PORT TOTAL		665	665	5 035	TOTAL DU PORT
BROUGHTON STRAIT	LOGS				78 650	BILLES
	SAND AND GRAVEL				10 786	SABLE ET GRAVIERS
	GASOLINE		52	52	361	ESSENCE
	FUEL OIL		93	93	745	MAZOUT
	GENERAL CARGO	10	60	70	324	MARCHANDISES DIVERSES
	PORT TOTAL	10	205	215	90 866	TOTAL DU PORT
BAMBERTON	SLAG, DROSS, BY-PRODUCTS	2 438		2 438	2 438	POUS. GUEUL. SCOR. PROD.
	SAND AND GRAVEL	7 000		7 000	7 000	SABLE ET GRAVIERS
	LIMESTONE	3 285		3 285	3 285	PIERRE CALCAIRE
	GYPSUM				3 329	GYPSE
	FUEL OIL	3 694		3 694	3 694	MAZOUT
	CEMENT	8 969	25 450	34 419	54 605	CIMENT
	PORT TOTAL	25 386	25 450	50 836	74 351	TOTAL DU PORT
BEAVER COVE	LOGS	480 018		480 018	1 449 332	BILLES
	PULPWOOD	13 154		13 154	13 154	BOIS A PATE
	EQUIPMENT MISC.		49	49	434	MATERIEL DIVERS
	PORT TOTAL	493 172	49	493 221	1 462 920	TOTAL DU PORT
BURRARD INLET	LOGS		20 320	20 320	83 703	BILLES
	PULPWOOD	85 584		85 584	288 920	BOIS A PATE
	SAND AND GRAVEL		29 860	29 860	124 898	SABLE ET GRAVIERS
	HOGGED FUEL, WOOD	30 618		30 618	113 175	BOIS DE CHAUFFAGE
	WASTE AND SCRAP NES	22 650		22 650	83 968	DECHETS ET REBUTS NDA
	PULP				1 112	PATE
	GASOLINE				2	ESSENCE
	FUEL OIL				28	MAZOUT
	CEMENT		1 738	1 738	9 354	CIMENT
	EQUIPMENT MISC.		4	4	12	MATERIEL DIVERS
	PORT TOTAL	138 852	51 922	190 774	705 172	TOTAL DU PORT
BEECHER BAY	LOGS	8 165		8 165	24 495	BILLES
	PORT TOTAL	8 165		8 165	24 495	TOTAL DU PORT
BELLA COOLA	LOGS	34 776		34 776	53 192	BILLES
	PULPWOOD	4 536		4 536	4 536	BOIS A PATE
	GASOLINE		810	810	3 071	ESSENCE
	FUEL OIL		1 000	1 000	3 135	MAZOUT
	PORT TOTAL	39 312	1 810	41 122	63 934	TOTAL DU PORT

TABLE 1. COMMODITIES LOADED AND UNLOADED AT CANADIAN PORTS IN COASTWISE SHIPPING, BY PORT - OCT-DEC, 1981

TABLEAU 1. MARCHANDISES CHARGÉES ET DECHARGÉES DANS LES PORTS CANADIENS AU TITRE DU CABOTAGE, SELON LE PORT - OCT - DEC, 1981

		METRIC TONNES - TONNES METRIQUE				
PORT	COMMODITY	LOADED	UNLOADED	TOTAL	CUMULATIVE	
PORT		CHARGÉES	DECHARGÉES	TOTAL	CUMULATIF	MARCHANDISES
BLIND BAY	LOGS	44 054		44 054	119 344	BILLES
	SAND AND GRAVEL				4 445	SABLE ET GRAVIERS
	LIMESTONE				3 629	PIERRE CALCAIRE
	PORT TOTAL	44 054		44 054	127 418	TOTAL DU PORT
BLUBBER BAY	LIMESTONE	16 329		16 329	43 657	PIERRE CALCAIRE
	EXPLOS., FUSES, CAPS		20	20	455	EXPLOS., AMORCES, DET.
	FERTILIZERS NES		60	60	136	ENGRAIS CHIMIQUES NDA
	FUEL OIL				59	MAZOUT
	PORT TOTAL	16 329	80	16 409	44 307	TOTAL DU PORT
BRITANNIA BEACH	LOGS		26 796	26 796	41 474	BILLES
	PULPWOOD		147 003	147 003	513 510	BOIS A PATE
	LIMESTONE		1 996	1 996	8 345	PIERRE CALCAIRE
	SALT		634	634	3 578	SEL
	HOGGED FUEL, WOOD		13 267	13 267	56 325	BOIS DE CHAUFFAGE
	WASTE AND SCRAP NES				1 456	DECHETS ET REBUTS NDA
	PULP	2 722		2 722	7 455	PATE
	BLOG.PAPER AND BOARD				800	PLAQ.CONSTR.,PAP/CART.
	SULPHURIC ACID		636	636	4 266	ACIDE SULFURIQUE
	METALLIC SALTS		1 243	1 243	3 731	SELS METALLIQUES
	INORGANIC CHEMS. NES		200	200	1 605	PRDD.CHIM.INORG.NDA
	GASOLINE				3 352	ESSENCE
	FUEL OIL		4 445	4 445	27 014	MAZOUT
	MACHINERY NES				82	MACHINES NDA
	EQUIPMENT MISC.	9		9	191	MATERIEL DIVERS
	PORT TOTAL	2 731	196 220	198 951	673 184	TOTAL DU PORT
	CAMPBELL RIVER	LOGS	27 232	52 269	79 501	257 590
PULPWOOD			154 179	154 179	589 489	BOIS A PATE
ZINC ORE AND CONC.		2 722		2 722	10 569	MINERAI, CONC. DE ZINC
ORES AND CONC.NES					2 775	MINERAIS ET CONC.NDA
LIMESTONE			2 722	2 722	7 222	PIERRE CALCAIRE
SALT			1 038	1 038	1 763	SEL
HOGGED FUEL, WOOD			80 877	80 877	284 192	BOIS DE CHAUFFAGE
WASTE AND SCRAP NES			88 113	88 113	243 452	DECHETS ET REBUTS NDA
LUMBER AND TIMBER		8 014		8 014	27 516	BOIS D'OEUVRE ET CHARP.
PULP		18 893		18 893	38 717	PATE
NEWSPRINT PAPER		5 829		5 829	10 233	PAPIER JOURNAL
BLOG.PAPER AND BOARD			816	816	816	PLAQ.CONSTR.,PAP/CART.
SULPHURIC ACID			1 452	1 452	3 175	ACIDE SULFURIQUE
METALLIC SALTS					335	SELS METALLIQUES
INORGANIC CHEMS. NES			232	232	19 972	PRDD.CHIM.INORG.NDA
PLASTIC MATERIALS			246	246	455	MATIERES PLASTIQUES
GASOLINE			7 018	7 018	37 074	ESSENCE
FUEL OIL			18 705	18 705	65 738	MAZOUT
ALUMINUM			82	82	164	ALUMINIUM
BRICKS, TILES NES		82	82	127	BRIQUES, TUILES NDA	
MACHINERY NES		245	245	573	MACHINES NDA	
EQUIPMENT MISC.				107	MATERIEL DIVERS	
PORT TOTAL	62 690	408 076	470 766	1 597 554	TOTAL DU PORT	
CENTRE BAY	LOGS	62 562	21 600	84 162	1 257 318	BILLES
	PORT TOTAL	62 562	21 600	84 162	1 257 318	TOTAL DU PORT
CHEMAINUS	LOGS	66 999	50 499	117 498	443 027	BILLES
	PULPWOOD	1 517		1 517	1 517	BOIS A PATE
	LUMBER AND TIMBER	10 354		10 354	19 803	BOIS D'OEUVRE ET CHARP.
	FUEL OIL				16 804	MAZOUT
PORT TOTAL	78 870	50 499	129 369	481 151	TOTAL DU PORT	
BUTE INLET	LOGS	52 105		52 105	122 005	BILLES
	SHINGLES AND SHAKES				37	BARDEAUX, BARD.FACADE
	GASOLINE				652	ESSENCE
	FUEL OIL		44	44	1 726	MAZOUT
	EQUIPMENT MISC.				43	MATERIEL DIVERS
	GENERAL CARGO	7	9	16	1 506	MARCHANDISES DIVERSES
	PORT TOTAL	52 112	53	52 165	125 969	TOTAL DU PORT
CHATHAM SOUND	FISH, FRESH OR FROZEN				334	POISSON, FRAIS DU CONG.
	LOGS	11 735		11 735	20 807	BILLES
	LUMBER AND TIMBER				4 536	BOIS D'OEUVRE ET CHARP.
	EXPLOS., FUSES, CAPS				5	EXPLOS., AMORCES, DET.
	GASOLINE		193	193	2 455	ESSENCE
	FUEL OIL		50	50	1 080	MAZOUT
	EQUIPMENT MISC.		18	18	27	MATERIEL DIVERS
	GENERAL CARGO				1 041	MARCHANDISES DIVERSES
PORT TOTAL	11 735	261	11 996	30 285	TOTAL DU PORT	
E COAST VAN ISL	LOGS	79 535	276 278	355 813	1 799 090	BILLES
	PULPWOOD	153 765		153 765	363 260	BOIS A PATE
	SAND AND GRAVEL	434 684	5 443	440 127	871 457	SABLE ET GRAVIERS
	LIMESTONE				7 175	PIERRE CALCAIRE
	GYPNUM	5 562		5 562	23 705	GYPSE
	HOGGED FUEL, WOOD	20 720		20 720	67 366	BOIS DE CHAUFFAGE
	WASTE AND SCRAP NES	11 366		11 366	14 440	DECHETS ET REBUTS NDA
	SHINGLES AND SHAKES				75	BARDEAUX, BARD.FACADE
	PULP	5 603		5 603	23 303	PATE
	NEWSPRINT PAPER	5 603		5 603	5 603	PAPIER JOURNAL
	EXPLOS., FUSES, CAPS	778		778	5 179	EXPLOS., AMORCES, DET.
	GASOLINE		92	92	23 299	ESSENCE
			3 767	3 767		

TABLE 1. COMMODITIES LOADED AND UNLOADED AT CANADIAN PORTS IN COASTWISE SHIPPING, BY PORT - OCT-DEC, 1981

TABLEAU 1. MARCHANDISES CHARGÉES ET DECHARGÉES DANS LES PORTS CANADIENS AU TITRE DU CABOTAGE, SELON LE PORT - OCT -DEC, 1981

		METRIC TONNES - TONNES METRIQUE				
PORT	COMMODITY	LOADED	UNLOADED	TOTAL	CUMULATIVE	
PORT		CHARGÉES	DECHARGÉES	TOTAL	CUMULATIF	MARCHANDISES
	FUEL OIL		7 344	7 344	28 266	MAZOUT
	EQUIPMENT MISC.	23	1 799	1 822	23 115	MATERIEL DIVERS
	MISC. END PRODUCTS NES				1 632	PRODUITS FINIS DIV.NDA
	GENERAL CARGO	871	5	876	3 433	MARCHANDISES DIVERSES
	PORT TOTAL	718 510	294 728	1 013 238	3 260 398	TOTAL DU PORT
COJR TENAY	GASOLINE		7 347	7 347	19 755	ESSENCE
	FUEL OIL		669	669	15 000	MAZOUT
	CEMENT		2 347	2 347	3 752	CIMENT
	PORT TOTAL		10 363	10 363	38 507	TOTAL DU PORT
COWICHAN BAY	LOGS	51 300	27 555	78 855	232 485	BILLES
	LUMBER AND TIMBER	1 814		1 814	7 711	BOIS D'OEUVRE ET CHARP.
	GASOLINE				320	ESSENCE
	FUEL OIL				629	MAZOUT
	GENERAL CARGO		5 443	5 443	5 443	MARCHANDISES DIVERSES
	PORT TOTAL	53 114	32 998	86 112	246 588	TOTAL DU PORT
CROFTON	LOGS		222 116	222 116	806 471	BILLES
	PULPWOOD		246 044	246 044	830 386	BOIS A PATE
	LIMESTONE		4 580	4 580	4 580	PIERRE CALCAIRE
	LUMBER AND TIMBER	6 802	54 614	61 416	122 199	BOIS D'OEUVRE ET CHARP.
	PULP	7 009	2 834	9 843	17 374	PATE
	NEWSPRINT PAPER	7 712	2 971	10 683	16 701	PAPIER JOURNAL
	PAPER NES	159		159	795	PAPIER NDA
	METALLIC SALTS		761	761	3 383	SELS METALLIQUES
	INORGANIC CHEMS. NES				26 428	PROD.CHIM.INORG.NDA
	GASOLINE				9 601	ESSENCE
	FUEL OIL		25 041	25 041	60 089	MAZOUT
	PORT TOTAL	21 682	558 961	580 643	1 898 007	TOTAL DU PORT
ESQUIMALT	LOGS		58 060	58 060	219 439	BILLES
	GASOLINE				1 141	ESSENCE
	FUEL OIL				20 458	MAZOUT
	GENERAL CARGO		363	363	363	MARCHANDISES DIVERSES
	PORT TOTAL		58 423	58 423	241 401	TOTAL DU PORT
FITZ HUGH SOUND	LOGS	3 024		3 024	6 048	BILLES
	GASOLINE		51	51	444	ESSENCE
	FUEL OIL		699	699	2 901	MAZOUT
	GENERAL CARGO	3	56	59	249	MARCHANDISES DIVERSES
	PORT TOTAL	3 027	806	3 833	9 642	TOTAL DU PORT
FRASER RIVER	LOGS	74 325	56 409	130 734	440 789	BILLES
	PULPWOOD	261 492		261 492	871 254	BOIS A PATE
	SAND AND GRAVEL		13 461	13 461	157 615	SABLE ET GRAVIERS
	LIMESTONE		147 149	147 149	292 913	PIERRE CALCAIRE
	STONE, CRUDE NES				4 364	PIERRE BRUTE NDA
	HOGGED FUEL, WOOD	19 937		19 937	71 015	BOIS DE CHAUFFAGE
	WASTE AND SCRAP NES	29 265		29 265	85 667	DECHETS ET REBUTS NDA
	LUMBER AND TIMBER	2 532		2 532	3 364	BOIS D'OEUVRE ET CHARP.
	PULP		16 034	16 034	17 146	PATE
	NEWSPRINT PAPER		6 055	6 055	9 809	PAPIER JOURNAL
	BLDG.PAPER AND BOARD	1 521		1 521	2 121	PLAQ.CONSTR.,PAP/CART.
	EXPLOS., FUSES, CAPS		80	80	80	EXPLOS.,AMORCES, DET.
	GASOLINE		42	42	205	ESSENCE
	FUEL OIL		108	108	865	MAZOUT
	CEMENT	28 628		28 628	89 856	CIMENT
	EQUIPMENT MISC.		66	66	1 552	MATERIEL DIVERS
	MISC. END PRODUCTS NES				1 632	PRODUITS FINIS DIV.NDA
	GENERAL CARGO				66 679	MARCHANDISES DIVERSES
	PORT TOTAL	417 700	239 404	657 104	2 116 926	TOTAL DU PORT
GOLD RIVER	LOGS	12 096	26 216	38 312	74 600	BILLES
	BOLTS, ROUND TIMBER	3 175	3 629	6 804	6 804	BILLOTS, BOIS RONDS
	PULPWOOD	2 103	107 648	109 751	303 271	BOIS A PATE
	SAND AND GRAVEL				3 175	SABLE ET GRAVIERS
	LIMESTONE		3 629	3 629	3 629	PIERRE CALCAIRE
	HOGGED FUEL, WOOD				3 236	BOIS DE CHAUFFAGE
	GASOLINE				537	ESSENCE
	FUEL OIL				1 211	MAZOUT
	EQUIPMENT MISC.		454	454	454	MATERIEL DIVERS
	PORT TOTAL	17 374	141 576	158 950	396 917	TOTAL DU PORT
HOWLAND HARBOUR	LOGS	74 700		74 700	159 000	BILLES
	EQUIPMENT MISC.				25	MATERIEL DIVERS
	PORT TOTAL	74 700		74 700	159 025	TOTAL DU PORT
HOWE SOUND	LOGS	863 586	1 030 922	1 894 508	5 133 324	BILLES
	PULPWOOD	30 140		30 140	116 991	BOIS A PATE
	LIMESTONE				4 507	PIERRE CALCAIRE
	HOGGED FUEL, WOOD	1 213		1 213	3 669	BOIS DE CHAUFFAGE
	WASTE AND SCRAP NES	6 411		6 411	26 920	DECHETS ET REBUTS NDA
	GASOLINE		492	492	4 147	ESSENCE
	FUEL OIL		1 037	1 037	3 834	MAZOUT
	CEMENT		1 589	1 589	10 856	CIMENT
	EQUIPMENT MISC.	950	32 680	33 630	91 405	MATERIEL DIVERS
	GENERAL CARGO	5	5 488	5 493	5 533	MARCHANDISES DIVERSES
	PORT TOTAL	902 305	1 072 208	1 974 513	5 401 186	TOTAL DU PORT
HECATE STRAIT	LOGS	32 482		32 482	119 123	BILLES

TABLE 1. COMMODITIES LOADED AND UNLOADED AT CANADIAN PORTS IN COASTWISE SHIPPING, BY PORT - OCT-DEC, 1981

TABLEAU 1. MARCHANDISES CHARGÉES ET DÉCHARGÉES DANS LES PORTS CANADIENS AU TITRE DU CABOTAGE, SELON LE PORT - OCT - DEC, 1981

		METRIC TONNES - TONNES METRIQUE				
PORT	COMMODITY	LOADED	UNLOADED	TOTAL	CUMULATIVE	
PORT		CHARGÉES	DÉCHARGÉES	TOTAL	CUMULATIF	MARCHANDISES
	EXPLOS., FUSES, CAPS				42	EXPLOS., AMORCES, DET.
	GASOLINE		13	13	686	ESSENCE
	FUEL OIL		180	180	1 851	MAZOUT
	PORT TOTAL	32 482	193	32 675	121 702	TOTAL DU PORT
JERVIS INLET	LOGS	208 635	274 644	483 279	2 056 166	BILLES
	PULPWOOD	9 072	13 608	22 680	22 680	BOIS A PATE
	SAND AND GRAVEL	157 753		157 753	467 923	SABLE ET GRAVIERS
	STONE, CRUDE NES	6 350		6 350	8 391	PIERRE BRUTE NOA
	EXPLOS., FUSES, CAPS				12	EXPLOS., AMORCES, DET.
	GASOLINE		1 230	1 230	3 991	ESSENCE
	FUEL OIL		1 271	1 271	4 012	MAZOUT
	EQUIPMENT MISC.		53	53	264	MATERIEL DIVERS
	GENERAL CARGO	35	117	152	1 638	MARCHANDISES DIVERSES
	PORT TOTAL	381 845	290 923	672 768	2 565 077	TOTAL DU PORT
JOHNSTONE STR	LOGS	138 411		138 411	471 268	BILLES
	SHINGLES AND SHAKES	75		75	347	BARDEAUX, BARO. FACADE
	EXPLOS., FUSES, CAPS		159	159	955	EXPLOS., AMORCES, DET.
	GASOLINE		1 414	1 414	5 845	ESSENCE
	FUEL OIL		3 088	3 088	10 786	MAZOUT
	EQUIPMENT MISC.		39	39	262	MATERIEL DIVERS
	GENERAL CARGO	27	183	210	1 426	MARCHANDISES DIVERSES
	PORT TOTAL	138 513	4 883	143 396	490 889	TOTAL DU PORT
KITIMAT	LOGS	10 160		10 160	73 855	BILLES
	SAND AND GRAVEL		9 525	9 525	16 503	SABLE ET GRAVIERS
	LIMESTONE				3 629	PIERRE CALCAIRE
	LUMBER AND TIMBER				4 536	BOIS D'OEUVRE ET CHARP.
	GASOLINE		2 829	2 829	9 962	ESSENCE
	FUEL OIL		3 397	3 397	13 917	MAZOUT
	CEMENT		4 725	4 725	7 625	CIMENT
	GENERAL CARGO	27 942	18 416	46 358	193 942	MARCHANDISES DIVERSES
	PORT TOTAL	38 102	38 892	76 994	323 969	TOTAL DU PORT
SKAGIT INLET	LOGS	43 200		43 200	173 430	BILLES
	EXPLOS., FUSES, CAPS				15	EXPLOS., AMORCES, DET.
	GASOLINE				39	ESSENCE
	FUEL OIL		3	3	177	MAZOUT
	EQUIPMENT MISC.		35	35	85	MATERIEL DIVERS
	GENERAL CARGO	16	69	85	484	MARCHANDISES DIVERSES
	PORT TOTAL	43 216	107	43 323	174 230	TOTAL DU PORT
LADYSMITH	LOGS	25 736	29 171	54 907	193 094	BILLES
	PULPWOOD	3 683		3 683	3 683	BOIS A PATE
	EXPLOS., FUSES, CAPS		102	102	742	EXPLOS., AMORCES, DET.
	PORT TOTAL	29 419	29 273	58 692	197 519	TOTAL DU PORT
MILBANKE SOUND	FISH, FRESH OR FROZEN				956	POISSON, FRAIS OU CONG.
	LOGS	55 944		55 944	98 280	BILLES
	PULPWOOD	4 536		4 536	4 536	BOIS A PATE
	EXPLOS., FUSES, CAPS		2	2	10	EXPLOS., AMORCES, DET.
	GASOLINE		8	8	442	ESSENCE
	FUEL OIL		47	47	1 723	MAZOUT
	EQUIPMENT MISC.	14		14	14	MATERIEL DIVERS
	GENERAL CARGO	113	568	681	3 428	MARCHANDISES DIVERSES
	PORT TOTAL	60 607	625	61 232	109 389	TOTAL DU PORT
PORTLAND INLET	LOGS				20 320	BILLES
	SAND AND GRAVEL				7 576	SABLE ET GRAVIERS
	LIMESTONE				1 678	PIERRE CALCAIRE
	GASOLINE				1 051	ESSENCE
	FUEL OIL		329	329	4 814	MAZOUT
	GENERAL CARGO				2 541	MARCHANDISES DIVERSES
	PORT TOTAL		329	329	37 980	TOTAL DU PORT
LOJGBOROUGH INL	LOGS	29 400	4 180	33 580	58 489	BILLES
	GASOLINE				48	ESSENCE
	FUEL OIL				75	MAZOUT
	EQUIPMENT MISC.				5	MATERIEL DIVERS
	PORT TOTAL	29 400	4 180	33 580	58 617	TOTAL DU PORT
Q. CHAR. ISLES	LOGS	360 033		360 033	1 146 447	BILLES
	PULPWOOD	4 536		4 536	4 536	BOIS A PATE
	SAND AND GRAVEL	27 075		27 075	75 408	SABLE ET GRAVIERS
	LIMESTONE	166 758		166 758	309 072	PIERRE CALCAIRE
	LUMBER AND TIMBER	375		375	1 225	BOIS D'OEUVRE ET CHARP.
	SHINGLES AND SHAKES				238	BARDEAUX, BARO. FACADE
	EXPLOS., FUSES, CAPS	5	27	32	338	EXPLOS., AMORCES, DET.
	GASOLINE		828	828	4 136	ESSENCE
	FUEL OIL		2 107	2 107	9 477	MAZOUT
	PORT TOTAL	558 782	2 962	561 744	1 550 877	TOTAL DU PORT
Q. CHAR. ISLES	LOGS	36 560		36 560	77 120	BILLES
	EXPLOS., FUSES, CAPS				19	EXPLOS., AMORCES, DET.
	GASOLINE				74	ESSENCE
	FUEL OIL		6 959	6 959	7 183	MAZOUT
	EQUIPMENT MISC.				11	MATERIEL DIVERS
	GENERAL CARGO	22	155	177	899	MARCHANDISES DIVERSES
	PORT TOTAL	36 582	7 114	43 696	85 306	TOTAL DU PORT

TABLE 1. COMMODITIES LOADED AND UNLOADED AT CANADIAN PORTS IN COASTWISE SHIPPING, BY PORT - OCT-DEC, 1981

TABLEAU 1. MARCHANDISES CHARGÉES ET DÉCHARGÉES DANS LES PORTS CANADIENS AU TITRE DU CABOTAGE, SELON LE PORT - OCT - DEC, 1981

		METRIC TONNES - TONNES METRIQUE					
PORT	COMMODITY	LOADED	UNLOADED	TOTAL	CUMULATIVE		
PORT		CHARGÉES	DÉCHARGÉES	TOTAL	CUMULATIF	MARCHANDISES	
RIVERS INLET	LOGS	135 128	10 160	145 288	437 208	BILLES	
	EXPLOS., FUSES, CAPS		5	5	133	EXPLOS., AMORCES, DET.	
	GASOLINE				250	ESSENCE	
	FUEL OIL		52	52	404	MAZOUT	
	GENERAL CARGO	35	107	142	1 001	MARCHANDISES DIVERSES	
	PORT TOTAL	135 163	10 324	145 487	438 996	TOTAL DU PORT	
MASSET	LOGS				8 278	BILLES	
	GASOLINE				856	ESSENCE	
	FUEL OIL				1 810	MAZOUT	
	PORT TOTAL				10 944	TOTAL DU PORT	
MEVZIES BAY	LOGS	6 080		6 080	42 126	BILLES	
	EXPLOS., FUSES, CAPS				14	EXPLOS., AMORCES, DET.	
	GASOLINE		5	5	13	ESSENCE	
	EQUIPMENT MISC.		23	23	91	MATERIEL DIVERS	
	PORT TOTAL	6 080	28	6 108	42 244	TOTAL DU PORT	
SEYMOUR INLET	LOGS				24 192	BILLES	
	SHINGLES AND SHAKES				48	BARDEAUX, BAR. FACADE	
	EXPLOS., FUSES, CAPS		20	20	45	EXPLOS., AMORCES, DET.	
	GASOLINE				10	ESSENCE	
	FUEL OIL		9	9	9	MAZOUT	
	GENERAL CARGO	3	41	44	335	MARCHANDISES DIVERSES	
	PORT TOTAL	3	70	73	24 639	TOTAL DU PORT	
NAMU	GASOLINE				309	ESSENCE	
	FUEL OIL		136	136	2 245	MAZOUT	
	PORT TOTAL		136	136	2 554	TOTAL DU PORT	
NANAIMO	LOGS		44 619	44 619	160 586	BILLES	
	PULPWOOD		142 732	142 732	616 940	BOIS A PATE	
	SAND AND GRAVEL		18 236	18 236	39 039	SABLE ET GRAVIERS	
	LIMESTONE		6 350	6 350	19 136	PIERRE CALCAIRE	
	STONE, CRUDE NES	38 386		38 386	59 971	PIERRE BRUTE NDA	
	GYPNUM	7 274		7 274	7 274	GYPSE	
	SALT		15 436	15 436	41 516	SEL	
	SULPHUR IN DRES		408	408	2 222	SOUFRE EN MINERAL	
	HOGGED FUEL, WOOD		1 618	1 618	1 618	BOIS DE CHAUFFAGE	
	LUMBER AND TIMBER	14 817	47 057	61 874	165 054	BOIS D'OEUVRE ET CHARP.	
	PULP	7 209	5 150	12 359	50 356	PATE	
	NEWSPRINT PAPER		3 516	3 516	4 332	PAPIER JOURNAL	
	BLDG. PAPER AND BDARD				836	PLAQ. CONSTR., PAP/CART.	
	OILS, FATS, WAXES NES				33	HUIL. MAT. GRAS. CIRE NDA	
	SULPHURIC ACID		454	454	2 585	ACIDE SULFURIQUE	
	METALLIC SALTS		1 071	1 071	6 296	SELS METALLIQUES	
	INORGANIC CHEMS. NES		1 841	1 841	18 979	PROD. CHIM. INORG. NDA	
	GASOLINE		50 044	50 044	218 671	ESSENCE	
	FUEL OIL		60 529	60 529	199 846	MAZOUT	
	MACHINERY NES		82	82	82	MACHINES NDA	
		PORT TOTAL	67 686	399 143	466 829	1 615 372	TOTAL DU PORT
	NEW WESTMINSTER	LOGS	36 300	209 775	246 075	847 553	BILLES
		BOLTS, ROUND TIMBER		3 175	3 175	3 175	BILLOTS, BOIS ROUNDS
PULPWOOD		184 238		184 238	647 058	BOIS A PATE	
IRON AND STEEL SCRAP					6 804	DECHETS DE FER, D'ACIER	
SLAG, DRSS, BY-PRODUCTS			2 438	2 438	2 438	POUS. GUEUL. SCOR. PROD.	
SAND AND GRAVEL		13 700	175 008	188 708	508 290	SABLE ET GRAVIERS	
LIMESTONE			31 880	31 880	46 541	PIERRE CALCAIRE	
STONE, CRUDE NES		27 760	41 002	68 762	70 803	PIERRE BRUTE NDA	
GYPNUM			12 836	12 836	38 599	GYPSE	
LUMBER AND TIMBER		44 904	13 982	58 886	221 172	BOIS D'OEUVRE ET CHARP.	
SHINGLES AND SHAKES					313	BARDEAUX, BARO. FACADE	
PULP			4 016	4 016	12 838	PATE	
NEWSPRINT PAPER			6 034	6 034	8 643	PAPIER JOURNAL	
PAPER NES			159	159	795	PAPIER NDA	
ORGANIC CHEMICALS NES					26 198	PROD. CHIM. ORGAN. NDA	
EXPLOS., FUSES, CAPS			76	76	184	EXPLOS., AMORCES, DET.	
FERTILIZERS NES		60		60	136	ENGRAIS CHIMIQUES NDA	
GASOLINE					3 020	ESSENCE	
FUEL OIL			3 710	3 710	27 055	MAZOUT	
PLATE & SHEET STEEL					272	TOLES, FEUILLES D'ACIER	
CEMENT		50 198	3 758	53 956	80 851	CIMENT	
MACHINERY NES					23	MACHINES NDA	
EQUIPMENT MISC.		454	4	458	518	MATERIEL DIVERS	
GENERAL CARGO	63 817	61 272	125 089	425 248	MARCHANDISES DIVERSES		
	PORT TOTAL	421 431	569 125	990 556	2 978 527	TOTAL DU PORT	
N. ARM FRASER R.	LOGS	144 960	926 260	1 071 220	3 859 414	BILLES	
	PULPWOOD	408 931		408 931	1 467 328	BOIS A PATE	
	IRON AND STEEL SCRAP				2 722	DECHETS DE FER, D'ACIER	
	SAND AND GRAVEL	4 808	24 060	28 868	110 668	SABLE ET GRAVIERS	
	LIMESTONE		4 090	4 090	4 598	PIERRE CALCAIRE	
	HOGGED FUEL, WOOD	68 836		68 836	308 029	BOIS DE CHAUFFAGE	
	WASTE AND SCRAP NES	28 835		28 835	73 262	DECHETS ET REBUTS NDA	
	LUMBER AND TIMBER	4 082	3 702	7 784	20 635	BOIS D'OEUVRE ET CHARP.	
	PULP		4 650	4 650	25 321	PATE	
	NEWSPRINT PAPER		4 650	4 650	4 809	PAPIER JOURNAL	
	GASOLINE				18	ESSENCE	
	FUEL OIL	181	181	362	550	MAZOUT	
	PLATE & SHEET STEEL				272	TOLES, FEUILLES D'ACIER	

TABLE 1. COMMODITIES LOADED AND UNLOADED AT CANADIAN PORTS IN COASTWISE SHIPPING, BY PORT - OCT-DEC, 1981

TABLEAU 1. MARCHANDISES CHARGÉES ET DECHARGÉES DANS LES PORTS CANADIENS AU TITRE DU CABOTAGE, SELON LE PORT - OCT-DEC, 1981

		METRIC TONNES - TONNES METRIQUE				
PORT	COMMODITY	LOADED	UNLOADED	TOTAL	CUMULATIVE	
PORT		CHARGÉES	DECHARGÉES	TOTAL	CUMULATIF	MARCHANDISES
	EQUIPMENT MISC.	32 490	294	32 784	106 634	MATERIEL DIVERS
	GENERAL CARGO	544	979	1 523	7 337	MARCHANDISES DIVERSES
	PORT TOTAL	693 667	968 866	1 662 533	5 991 597	TOTAL DU PORT
OCEAN FALLS	FUEL OIL				3 664	MAZOUT
	PORT TOTAL				3 664	TOTAL DU PORT
PORT ALBERNI	LOGS	52 414	147 406	199 820	511 229	BILLES
	LIMESTONE		3 175	3 175	5 031	PIERRE CALCAIRE
	PULP				5 814	PÂTE
	METALLIC SALTS		1 143	1 143	1 878	SELS METALLIQUES
	INDORGANIC CHEMS. NES		1 633	1 633	2 848	PROD.CHIM.INORG.NDA
	GASOLINE		651	651	3 623	ESSENCE
	FUEL OIL		13 813	13 813	32 879	MAZOUT
	GENERAL CARGO	35	2	37	1 439	MARCHANDISES DIVERSES
	PORT TOTAL	52 449	167 823	220 272	564 741	TOTAL DU PORT
PORT HARDY	GASOLINE		1 366	1 366	8 383	ESSENCE
	FUEL OIL		1 996	1 996	15 333	MAZOUT
	PORT TOTAL		3 362	3 362	23 716	TOTAL DU PORT
PORT HARVEY	LOGS	14 400	19 500	33 900	84 600	BILLES
	GASOLINE				249	ESSENCE
	FUEL OIL				143	MAZOUT
	PORT TOTAL	14 400	19 500	33 900	84 992	TOTAL DU PORT
PORT MELLON	LOGS				93 707	BILLES
	PULPWOOD		214 768	214 768	685 441	BOIS A PATE
	LIMESTONE		3 175	3 175	8 186	PIERRE CALCAIRE
	SALT		834	834	2 689	SEL
	HOGGED FUEL, WOOD		23 094	23 094	101 706	BOIS DE CHAUFFAGE
	WASTE AND SCRAP NES		19 049	19 049	53 103	DECHETS ET REBUTS NDA
	PULP	8 827		8 827	25 868	PÂTE
	SULPHURIC ACID		1 270	1 270	5 049	ACIDE SULFURIQUE
	METALLIC SALTS		1 826	1 826	5 669	SELS METALLIQUES
	INDORGANIC CHEMS. NES		1 956	1 956	10 341	PROD.CHIM.INORG.NDA
	CHEM.SPECIALTIES NES		127	127	376	PROD.CHIM.SPECIALTIES NDA
	GASOLINE				4 676	ESSENCE
	FUEL OIL		12 513	12 513	35 084	MAZOUT
	WIRE		36	36	217	FIL METALLIQUE
	METAL FAB.BASIC PROD.		408	408	408	OUVR.DE BASE EN METAL
	BRICKS,TILES NES		164	164	164	BRICKS,TUILES NDA
	GLASS BASIC PRODUCTS		91	91	91	OUVR.DE BASE EN VERRE
	MACHINERY NES		82	82	195	MACHINES NDA
	EQUIPMENT MISC.		52	52	811	MATERIEL DIVERS
	PORT TOTAL	8 827	279 445	288 272	1 033 781	TOTAL DU PORT
PORT MCNEILL	LOGS	15 604		15 604	143 442	BILLES
	EXPLOS., FUSES, CAPS		54	54	420	EXPLOS.,AMORCES, DET.
	GASOLINE		1 739	1 739	7 118	ESSENCE
	FUEL OIL		3 507	3 507	11 811	MAZOUT
	EQUIPMENT MISC.		60	60	455	MATERIEL DIVERS
	PORT TOTAL	15 604	5 360	20 964	163 246	TOTAL DU PORT
TOBA INLET	LOGS	15 390		15 390	69 225	BILLES
	GASOLINE		4	4	118	ESSENCE
	FUEL OIL		122	122	913	MAZOUT
	EQUIPMENT MISC.		18	18	86	MATERIEL DIVERS
	GENERAL CARGO	3	23	26	66	MARCHANDISES DIVERSES
	PORT TOTAL	15 393	167	15 560	70 408	TOTAL DU PORT
POWELL RIVER	LOGS		108 319	108 319	175 020	BILLES
	PULPWOOD		203 269	203 269	453 127	BOIS A PATE
	IRON AND STEEL SCRAP	272		272	1 723	DECHETS DE FER, D'ACIER
	SAND AND GRAVEL				767	SABLE ET GRAVIERS
	LIMESTONE	1 089	907	1 996	6 043	PIERRE CALCAIRE
	SULPHUR IN ORES				1 860	SOUFRE EN MINERAL
	HOGGED FUEL, WOOD		28 231	28 231	128 159	BOIS DE CHAUFFAGE
	WASTE AND SCRAP NES				5 728	DECHETS ET REBUTS NDA
	LUMBER AND TIMBER	24 679		24 679	56 920	BOIS D'OEUVRE ET CHARP.
	PULP	27 354	907	28 261	66 397	PÂTE
	NEWSPRINT PAPER	47 440		47 440	244 490	PAPIER JOURNAL
	PAPERBOARD				123	CARTON
	SULPHURIC ACID				619	ACIDE SULFURIQUE
	METALLIC SALTS		438	438	2 226	SELS METALLIQUES
	INDORGANIC CHEMS. NES	501	4 825	5 326	24 356	PROD.CHIM.INORG.NDA
	ORGANIC CHEMICALS NES		272	272	613	PROD.CHIM.ORGAN.NDA
	GASOLINE		2 997	2 997	17 494	ESSENCE
	FUEL OIL		9 988	9 988	26 967	MAZOUT
	LUBRICATING OIL, GREASE		61	61	254	HUILE, GRAISSE LUBRIF.
	CASTINGS, FORGINGS				45	MOUL.PIECES FORGEES
	ALUMINUM		252	252	252	ALUMINIUM
	BRICKS, TILES NES				37	BRICKS, TUILES NDA
	NON-MET.MIN.BASIC PROD				32	PROD.MIN.NON-MET.BASE
	MACHINERY NES		45	45	486	MACHINES NDA
	TRUCKS AND CHASSIS		136	136	362	CAMIONS ET CHASSIS
	EQUIPMENT MISC.	147	14	161	659	MATERIEL DIVERS
	GENERAL CARGO				2 268	MARCHANDISES DIVERSES
	PORT TOTAL	101 482	360 661	462 143	1 217 027	TOTAL DU PORT
PRINCE RUPERT	LOGS	24 373		24 373	67 238	BILLES

TABLE 1. COMMODITIES LOADED AND UNLOADED AT CANADIAN PORTS IN COASTWISE SHIPPING, BY PORT - OCT-DEC, 1981

TABLEAU 1. MARCHANDISES CHARGÉES ET DÉCHARGÉES DANS LES PORTS CANADIENS AU TITRE DU CABOTAGE, SELON LE PORT - OCT-DEC, 1981

		METRIC TONNES - TONNES METRIQUE				
PORT	COMMODITY	LOADED	UNLOADED	TOTAL	CUMULATIVE	
PORT		CHARGÉES	DÉCHARGÉES	TOTAL	CUMULATIF	MARCHANDISES
	IRON AND STEEL SCRAP				2 722	DECHETS DE FER, D ACIER
	SAND AND GRAVEL		12 333	12 333	42 712	SABLE ET GRAVIERS
	LUMBER AND TIMBER				68 040	BOIS D'OEUVRE ET CHARP.
	EXPLOS., FUSES, CAPS				7	EXPLOS., AMORCES, DET.
	GASOLINE	560	12 329	12 889	67 418	ESSENCE
	FUEL OIL	1 863	21 122	22 985	100 324	MAZOUT
	GENERAL CARGO	43 725	48 558	92 283	330 238	MARCHANDISES DIVERSES
	PORT TOTAL	70 521	94 342	164 863	678 699	TOTAL DU PORT
RUPERT INLET	LOGS		52 436	52 436	260 728	BILLES
	BOLTS, ROUND TIMBER				2 722	BILLOTS, BOIS ROUNDS
	PULPWOOD		9 072	9 072	36 611	BOIS A PATE
	HOGGED FUEL, WOOD				2 002	BOIS DE CHAUFFAGE
	PULP	20 089	1 814	21 903	36 102	PATE
	METALLIC SALTS		1 430	1 430	6 166	SELS METALLIQUES
	INORGANIC CHEMS. NES		4 482	4 482	12 714	PROD. CHIM. INORG. NDA
	EXPLOS., FUSES, CAPS				38	EXPLOS., AMORCES, DET.
	FERTILIZERS NES		2 051	2 051	10 616	ENGRAIS CHIMIQUES NDA
	CHEM. SPECIALTIES NES		173	173	791	PROD. CHIM. SPECIAUX NDA
	GASOLINE				6 601	ESSENCE
	FUEL OIL		11 581	11 581	38 862	MAZOUT
	CASTINGS, FORGINGS		826	826	3 053	MOUL. PIECES FORGEES
	METAL FAB. BASIC PRDD.				82	OUVR. DE BASE EN METAL
	LIME		1 469	1 469	6 886	CHAUX
	MACHINERY NES				349	MACHINES NDA
	MOTDR VEHICLE ENGINES		82	82	164	MOTEURS DE VEH. AUTOM.
	EQUIPMENT MISC.				82	MATERIEL DIVERS
	CONTAINERS, CLOSURES		453	453	862	CONTENEURS, FERMETURES
	PORT TOTAL	20 089	85 869	105 958	425 431	TOTAL DU PORT
QUATSINO	LOGS	40 823		40 823	135 625	BILLES
	EQUIPMENT MISC.	454	908	1 362	4 086	MATERIEL DIVERS
	PORT TOTAL	41 277	908	42 185	139 711	TOTAL DU PORT
RAGGED ISLAND	LOGS	31 200	31 200	62 400	136 480	BILLES
	GASOLINE		6	6	56	ESSENCE
	FUEL OIL		14	14	179	MAZOUT
	PORT TOTAL	31 200	31 220	62 420	136 715	TOTAL DU PORT
ROBERTS BANK	STONE, CRUDE NES		34 110	34 110	34 110	PIERRE BRUTE NDA
	GYPSPUM				3 629	GYPSE
	EQUIPMENT MISC.				45	MATERIEL DIVERS
	PORT TOTAL		34 110	34 110	37 784	TOTAL DU PORT
W COAST VAN IS N	LOGS	163 303		163 303	896 215	BILLES
	PULPWOOD	6 541		6 541	6 541	BOIS A PATE
	HOGGED FUEL, WOOD	5 763		5 763	5 763	BOIS DE CHAUFFAGE
	WASTE AND SCRAP NES	8 635		8 635	15 210	DECHETS ET REBUTS NDA
	EXPLOS., FUSES, CAPS		5	5	74	EXPLOS., AMORCES, DET.
	GASOLINE		1 187	1 187	3 742	ESSENCE
	FUEL OIL		2 780	2 780	11 608	MAZOUT
	EQUIPMENT MISC.				8	MATERIEL DIVERS
	PORT TOTAL	184 242	3 972	188 214	939 161	TOTAL DU PORT
SEWELL INLET	EXPLOS., FUSES, CAPS				20	EXPLOS., AMORCES, DET.
	PORT TOTAL				20	TOTAL DU PORT
W COAST VAN IS S	LOGS	173 839	27 216	201 055	495 103	BILLES
	PULPWOOD	10 840		10 840	71 334	BOIS A PATE
	HOGGED FUEL, WOOD				4 217	BOIS DE CHAUFFAGE
	LUMBER AND TIMBER				3 024	BOIS D'OEUVRE ET CHARP.
	EXPLOS., FUSES, CAPS				54	EXPLOS., AMORCES, DET.
	GASOLINE		733	733	4 366	ESSENCE
	FUEL OIL		10 815	10 815	22 449	MAZOUT
	GENERAL CARGO	2	35	37	1 441	MARCHANDISES DIVERSES
	PORT TOTAL	184 681	38 799	223 480	601 988	TOTAL DU PORT
SKIDEGATE	LOGS				16 443	BILLES
	GASOLINE		471	471	1 821	ESSENCE
	FUEL OIL		1 091	1 091	2 993	MAZOUT
	PORT TOTAL		1 562	1 562	21 257	TOTAL DU PORT
SMITH INLET	EXPLOS., FUSES, CAPS				25	EXPLOS., AMORCES, DET.
	FUEL OIL				5	MAZOUT
	GENERAL CARGO	363	363	726	726	MARCHANDISES DIVERSES
	PORT TOTAL	363	363	726	756	TOTAL DU PORT
SOOKE	LUMBER AND TIMBER				6 501	BOIS D'OEUVRE ET CHARP.
	GASOLINE				200	ESSENCE
	FUEL OIL				463	MAZOUT
	PORT TOTAL				7 164	TOTAL DU PORT
SOUTH BAY	LOGS				54 432	BILLES
	PORT TOTAL				54 432	TOTAL DU PORT
SQJAMISH	LOGS	101 545	84 055	185 600	560 295	BILLES
	STONE, CRUDE NES	14 497		14 497	41 296	PIERRE BRUTE NDA
	LUMBER AND TIMBER	15 273		15 273	49 445	BOIS D'OEUVRE ET CHARP.
	PULP	2 902	1 615	4 517	6 239	PATE
	METALLIC SALTS	367		367	367	SELS METALLIQUES
	INORGANIC CHEMS. NES	2 469	501	2 970	5 057	PROD. CHIM. INORG. NDA

TABLE 1. COMMODITIES LOADED AND UNLOADED AT CANADIAN PORTS IN COASTWISE SHIPPING, BY PORT - OCT-DEC, 1981

TABLÉAU 1. MARCHANDISES CHARGÉES ET DÉCHARGÉES DANS LES PORTS CANADIENS AU TITRE DU CABOTAGE, SELON LE PORT - OCT - DEC, 1981

		METRIC TONNES - TONNES METRIQUE				
PORT	COMMODITY	LOADED	UNLOADED	TOTAL	CUMULATIVE	
PORT		CHARGÉES	DÉCHARGÉES	TOTAL	CUMULATIF	MARCHANDISES
	GASOLINE				388	ESSENCE
	FUEL OIL		918	918	3 759	MAZOUT
	EQUIPMENT MISC.	1 900	665	2 565	9 500	MATERIEL DIVERS
	GENERAL CARGO	5 443		5 443	5 443	MARCHANDISES DIVERSES
	PORT TOTAL	144 396	87 754	232 150	681 789	TOTAL DU PORT
TASU	SAND AND GRAVEL				20 412	SABLE ET GRAVIERS
	EXPLOS., FUSES, CAPS				340	EXPLOS., AMORCES, DET.
	FUEL OIL	181	181	362	543	MAZOUT
	GENERAL CARGO	181		362	4 534	MARCHANDISES DIVERSES
	PORT TOTAL	362	362	724	25 829	TOTAL DU PORT
TAHSIS	LOGS		3 024	3 024	38 959	BILLES
	GASOLINE				496	ESSENCE
	FUEL OIL				413	MAZOUT
	PORT TOTAL		3 024	3 024	39 868	TOTAL DU PORT
TEAKERNE ARM	LOGS	98 300	30 715	129 015	369 698	BILLES
	GASOLINE		20	20	35	ESSENCE
	FUEL OIL		489	489	1 614	MAZOUT
	EQUIPMENT MISC.		20	20	103	MATERIEL DIVERS
	PORT TOTAL	98 300	31 244	129 544	371 450	TOTAL DU PORT
TEXADA	SAND AND GRAVEL	4 082		4 082	54 329	SABLE ET GRAVIERS
	LIMESTONE				907	PIERRE CALCAIRE
	STONE, CRUDE NES	2 616		2 616	2 616	PIERRE BRUTE NDA
	PORT TOTAL	6 698		6 698	57 852	TOTAL DU PORT
TWIN CREEKS	LOGS				3 024	BILLES
	EQUIPMENT MISC.		27	27	159	MATERIEL DIVERS
	PORT TOTAL		27	27	3 183	TOTAL DU PORT
UCLUELET	LOGS	37 448		37 448	133 184	BILLES
	GASOLINE		598	598	4 510	ESSENCE
	FUEL OIL		880	880	7 168	MAZOUT
	PORT TOTAL	37 448	1 478	38 926	144 862	TOTAL DU PORT
VANANDA	SAND AND GRAVEL				163 010	SABLE ET GRAVIERS
	LIMESTONE	183 119		183 119	339 108	PIERRE CALCAIRE
	GASOLINE		229	229	876	ESSENCE
	FUEL OIL		701	701	2 266	MAZOUT
	PORT TOTAL	183 119	930	184 049	505 260	TOTAL DU PORT
VANCOUVER	FISH, FRESH OR FROZEN				590	POISSON, FRAIS OU CONG.
	LOGS		52 580	52 580	296 976	BILLES
	BOLTS, ROUND TIMBER	3 629		3 629	6 351	BILLOTS, BOIS RONDS
	PULWOOD	53 655		53 655	164 457	BOIS A PATE
	ZINC ORE AND CONC.		2 722	2 722	10 569	MINERAL, CONC. DE ZINC
	ORES AND CONC. NES				2 775	MINERAIS ET CONC. NDA
	IRON AND STEEL SCRAP		272	272	3 991	DECHETS DE FER, D'ACIER
	COAL, BITUMINOUS	34 473		34 473	75 079	CHARBON BITUMINEUX
	SAND AND GRAVEL	1 361	648 182	649 543	1 392 292	SABLE ET GRAVIERS
	LIMESTONE		160 927	160 927	297 927	PIERRE CALCAIRE
	STONE, CRUDE NES		14 497	14 497	58 517	PIERRE BRUTE NDA
	GYP SUM				6 958	GYPSE
	SALT	17 942		17 942	51 145	SEL
	SULPHUR IN ORES	408		408	4 082	SOUFRE EN MINERAL
	WASTE AND SCRAP NES				4 272	DECHETS ET REBUTS NDA
	LUMBER AND TIMBER	17 917	32 208	50 125	169 796	BOIS D'OEUVRE ET CHARP.
	SHINGLES AND SHAKES		75	75	432	BARDEAUX, BARD. FACADE
	PULP		61 002	61 002	162 538	PATE
	NEWSPRINT PAPER		43 358	43 358	242 402	PAPIER JOURNAL
	PAPERBOARD				123	CARTON
	BLDG. PAPER AND BOARD	816		816	852	PLAQ. CONSTR., PAP/CART.
	OILS, FATS, WAXES NES				33	HUIL. MAT. GRAS. CIRE NDA
	SULPHURIC ACID	3 812		3 812	15 694	ACIDE SULFURIQUE
	METALLIC SALTS	7 545		7 545	29 317	SELS METALLIQUES
	INORGANIC CHEMS. NES	12 700		12 700	133 794	PROD. CHIM. INORG. NDA
	ORGANIC CHEMICALS NES	272		272	26 811	PROD. CHIM. ORGAN. NDA
	FERTILIZERS NES	2 051		2 051	10 616	ENGRAIS CHIMIQUES NDA
	PLASTIC MATERIALS	246		246	455	MATIERES PLASTIQUES
	CHEM. SPECIALTIES NES	300		300	1 167	PROD. CHIM. SPECIAUX NDA
	GASOLINE	154 729		154 729	742 067	ESSENCE
	FUEL OIL	296 075		296 075	1 067 814	MAZOUT
	LUBRICATING OIL, GREASE	61		61	254	HUILLE, GRAISSE LUBRIF.
	PETROL. COAL PROD. NES				40	DERIVE PETR. CHARB. NDA
	CASTINGS, FORGINGS	826		826	3 098	MOUL. PIECES FORGEES
	WIRE	36		36	217	FIL METALLIQUE
	ALUMINIUM	334		334	416	ALUMINIUM
	METAL FAB. BASIC PROD.	408		408	490	OUVR. DE BASE EN METAL
	BRICKS, TILES NES	246		246	328	BRICKES, TUILLES NDA
	GLASS BASIC PRODUCTS	91		91	91	OUVR. DE BASE EN VERRE
	CEMENT	1 586	29 322	30 908	53 252	CIMENT
	LIME	1 469		1 469	6 886	CHAUX
	NON-MET. MIN. BASIC PROD				32	PROD. MIN. NON-MET. BASE
	MACHINERY NES	454		454	1 744	MACHINES NDA
	TRUCKS AND CHASSIS	136		136	362	CAMIONS ET CHASSIS
	MOTOR VEHICLE ENGINES	82		82	164	MOTEURS DE VEH. AUTOM.
	EQUIPMENT MISC.	1 324	23	1 347	8 032	MATERIEL DIVERS
	CONTAINERS, CLOSURES	453		453	862	CONTENEURS, FERMETURES
	GENERAL CARGO	4 945	5 654	10 599	33 693	MARCHANDISES DIVERSES
	PORT TOTAL	620 382	1 050 822	1 671 204	5 089 853	TOTAL DU PORT

TABLE 1. COMMODITIES LOADED AND UNLOADED AT CANADIAN PORTS IN COASTWISE SHIPPING, BY PORT - OCT-DEC, 1981

TABLEAU 1. MARCHANDISES CHARGÉES ET DECHARGÉES DANS LES PORTS CANADIENS AU TITRE DU CABOTAGE, SELON LE PORT - OCT-DEC, 1981

		METRIC TONNES - TONNES METRIQUE					
PORT	COMMODITY	LOADED	UNLOADED	TOTAL	CUMULATIVE		
PORT		CHARGÉES	DECHARGÉES	TOTAL	CUMULATIF	MARCHANDISES	
VANGUARD	LOGS		9 072	9 072	18 144	BILLES	
	EQUIPMENT MISC.		6	6	29	MATERIEL DIVERS	
	PORT TOTAL		9 078	9 078	18 173	TOTAL DU PORT	
VICTORIA	FISH,FRESH OR FROZEN				700	POISSON,FRAIS OU CONG.	
	LOGS		51 300	51 300	196 200	BILLES	
	IRON AND STEEL SCRAP				4 536	DECHETS DE FER, D'ACIER	
	SAND AND GRAVEL	285 645		285 645	678 919	SABLE ET GRAVIERS	
	GYPNUM				7 620	GYPSE	
	LUMBER AND TIMBER				11 037	BOIS D'OEUVRE ET CHARP.	
	PULP		2 586	2 586	3 650	PATE	
	BLDG.PAPER AND BOARD		1 521	1 521	2 121	PLAQ.CONSTR.,PAP/CART.	
	GASOLINE		56 755	56 755	241 596	ESSENCE	
	FUEL OIL	111	62 507	62 618	225 303	MAZOUT	
	PETROL.COAL PROD.NES				40	DERIVE PETR.CHARB.NDA	
	CEMENT		20 452	20 452	38 057	CIMENT	
	EQUIPMENT MISC.		454	454	908	MATERIEL DIVERS	
	PORT TOTAL	285 756	195 575	481 331	1 410 687	TOTAL DU PORT	
WATSON ISLAND	LOGS		2 280	2 280	2 280	BILLES	
	SALT				1 599	SEL	
	INORGANIC CHEMS. NES				21 608	PROD.CHIM.INORG.NDA	
	GASOLINE				1 543	ESSENCE	
	FUEL OIL		5 250	5 250	11 963	MAZOUT	
	PORT TOTAL		7 530	7 530	38 993	TOTAL DU PORT	
ZEBALLOS	LOGS	9 072		9 072	51 075	BILLES	
	GASOLINE				218	ESSENCE	
	FUEL OIL				995	MAZOUT	
	PORT TOTAL	9 072		9 072	52 288	TOTAL DU PORT	
STEWART	EXPLOS., FUSES, CAPS		141	141	614	EXPLOS.,AMORCES, DET.	
	GASOLINE				500	ESSENCE	
	FUEL OIL				5 728	MAZOUT	
	PORT TOTAL		141	141	6 842	TOTAL DU PORT	
	PROVINCE TOTAL	8 043 431	8 008 958	16 052 389	52 023 391	TOTAL DE LA PROVINCE	
NORTH-WEST TERR. - TERR. DU NORD-OUEST							
FROBISHER BAY	MISC.FOOD PREP.NES				48	DIV.PREP.ALIM.NDA	
	NON-ALCOHOLIC BEVERAGE				15	BOISSONS NON-ALCOOL.C.	
	ALE, BEER, STOUT, PORTER				61	ALE,BIERE, STOUT, PORTER	
	DIST.ALCOHOLIC BEV.				55	BOISS.ALCOOL.DIST.	
	LUMBER AND TIMBER				85	BOIS D'OEUVRE ET CHARP.	
	BLDG.PAPER AND BOARD				1 453	PLAQ.CONSTR.,PAP/CART.	
	GASOLINE				8 730	ESSENCE	
	FUEL OIL				25 072	MAZOUT	
	PETROL.COAL PROD.NES				83	DERIVE PETR.CHARB.NDA	
	MACHINERY NES				164	MACHINES NDA	
	ROAD MOTOR VEH. NES				36	VEH.AUTOM.ROUTIERS NDA	
	CONTAINERS,CLOSURES				113	CONTENEURS,FERMETURES	
	MISC. END PRODUCTS NES				82	PRODUITS FINIS DIV.NDA	
	GENERAL CARGO				1 688	MARCHANDISES DIVERSES	
	CONTAINERIZED FREIGHT	23		23	23	FRET CONTENEURESE	
	PORT TOTAL	23		23	37 708	TOTAL DU PORT	
NWT-NES/TNO-NDA	MEAT,FRESH OR FROZEN				91	VIANDE,FRAICHE / CONG.	
	FROZEN FRUITS, BERRIES				4	FRUITS CONGELES, BAIES	
	VEGETABLE PREP.NES				17	PREP. DE LEGUMES NDA	
	MISC.FOOD PREP.NES				3 280	DIV.PREP.ALIM.NDA	
	BOLTS,ROUND TIMBER				9	BILLOTS,BOIS RONDS	
	LUMBER AND TIMBER				342	BOIS D'OEUVRE ET CHARP.	
	VENEER,PLYWOOD				50	PLACAGES,CONTRE-PLAQ.	
	COOPERAGE STOCK				170	DEMI-PROD.TONNELLERIE	
	PAPER NES				3	PAPIER NDA	
	PAPERBOARD				1	CARTON	
	BLDG.PAPER AND BOARD				1 469	PLAQ.CONSTR.,PAP/CART.	
	METALLIC SALTS				1 219	SELS METALLIQUES	
	INORGANIC CHEMS. NES				1 337	PROD.CHIM.INORG.NDA	
	ORGANIC CHEMICALS NES				455	PROD.CHIM.ORGAN.NDA	
	EXPLOS., FUSES, CAPS				81	EXPLOS.,AMORCES, DET.	
	PLASTIC MATERIALS				7	MATIERES PLASTIQUES	
	GASOLINE				6 773	ESSENCE	
	FUEL OIL				84 470	MAZOUT	
	PETROL.COAL PROD.NES				371	DERIVE PETR.CHARB.NDA	
	PRIMARY IRON,STEEL NES				572	FER,ACIER PRIMAIR.NDA	
	BAR AND RODS,STEEL				50	BARRES ET TIGES ACIER	
	STRUCTURAL SHAPES				38	PROFILES DE CONSTRUCT.	
	PIPES,TUBES:IRON,STEEL				872	TUYAUX,TUBES:FER,ACIER	
	WIRE				43	FIL METALLIQUE	
	METAL FAB.BASIC PROD.				763	OUVR.DE BASE EN METAL	
	CEMENT				1 553	CIMENT	
	CEMENT BASIC PROD.				45	OUVR.DE BASE CIMENT	
	NON-MET.MIN.BASIC PROD	3		3	1 461	PROD.MIN.NON-MET.BAS	
	TRACTORS				15	TRACTEURS	
	MACHINERY NES				847	MACHINES NDA	
	PASS.AUTOS AND CHASSIS				10	VOITURES PART.,CHASSIS	
	TRUCKS AND CHASSIS				131	CAMIONS ET CHASSIS	
	ROAD MOTOR VEH. NES				182	VEH.AUTOM.ROUTIERS NDA	
	SHIPS,AIRCRAFT,MIS-VEH				10	NAVIRES,AVIONS,VEH.OIV	

TABLE 1. COMMODITIES LOADED AND UNLOADED AT CANADIAN PORTS IN COASTWISE SHIPPING, BY PORT - OCT-DEC, 1981

TABLEAU 1. MARCHANDISES CHARGÉES ET DÉCHARGÉES DANS LES PORTS CANADIENS AU TITRE DU CABOTAGE, SELON LE PORT - OCT -DEC, 1981

		METRIC TONNES - TONNES METRIQUE				
PORT	COMMODITY	LOADED	UNLOADED	TOTAL	CUMULATIVE	
PORT		CHARGÉES	DÉCHARGÉES	TOTAL	CUMULATIF	MARCHANDISES
	RUBBER TIRES AND TUBES				73	PNEUS, CHAMBRES A AIR
	EQUIPMENT MISC.	6		6	1 602	MATERIEL DIVERS
	PERSONAL, HOUSEHOLD GOODS				54	ART. PERS. ET MENAGERS
	CONTAINERS, CLOSURES	60		60	1 048	CONTENEURS, FERMETURES
	MISC. END PRODUCTS NES				16	PRODUITS FINIS DIV. NDA
	GENERAL CARGO	31		31	4 466	MARCHANDISES DIVERSES
	CONTAINERIZED FREIGHT	14		14	14	FRET CONTENEURES E
	PORT TOTAL	114		114	114 014	TOTAL DU PORT
	PROVINCE TOTAL	137		137	151 722	TOTAL DE LA PROVINCE
	TOTAL - CANADA	20 755 490	20 755 490	41 510 980	142 658 967	TOTAL - CANADA
	SUMMARY					SOMMAIRE
	NEWFOUNDLAND	149 312	597 674	746 986	2 978 655	TERRE NEUVE
	PR. EDWARD ISLAND	4 536	125 174	129 710	556 493	ILE DU PR. EDOUARD
	NOVA SCOTIA	897 846	804 500	1 702 346	6 734 275	NOUVELLE-ECOSSE
	NEW BRUNSWICK	550 791	271 013	821 804	3 382 273	NOUVEAU-BRUNSWICK
	QUEBEC	3 045 028	6 842 701	9 887 729	36 882 306	QUEBEC
	ONTARIO	8 064 409	4 105 470	12 169 879	39 931 067	ONTARIO
	MANITOBA				18 785	MANITOBA
	BRITISH COLUMBIA	8 043 431	8 008 958	16 052 389	52 023 391	COLOMBIE-BRITANNIQUE
	NORTH-WEST TERR.	137		137	151 722	TERR. DU NORD-OUEST
	TOTAL - CANADA	20 755 490	20 755 490	41 510 980	142 658 967	TOTAL - CANADA




TABLE 2. CARGOES LOADED AT CANADIAN PORTS IN COASTWISE SHIPPING, BY COMMODITY AND GEOGRAPHIC AREA - OCT-DEC, 1981

TABLEAU 2. MARCHANDISES CHARGÉES AUX PORTS CANADIENS EN CABOTAGE NATIONAL, PAR MARCHANDISE ET RÉGION GÉOGRAPHIQUE - OCT-DEC, 1981

METRIC TONNES - TONNES MÉTRIQUE

COMMODITY	ATLANTIC ATLANTIQUE	GREAT LAKES GRANDS LACS	PACIFIC PACIFIQUE	TOTAL TOTAL	CUMULATIVE CUMULATIF	MARCHANDISES
CATTLE					91	BOVINS
LIVE ANIMALS, NES	3			3	3	ANIMAUX VIVANTS, NDA
MEAT, FRESH OR FROZEN	68			68	442	VIANDE, FRAICHE / CONG.
MEAT AND MEAT PREP. NES	498	1 135		1 633	4 304	VIANDES ET PREP. NDA
FISH, FRESH OR FROZEN	480			480	2 739	POISSON, FRAIS OU CONG.
FISH, SALTED OR CURED	1			1	160	POISSON, SALE OU FUME
FISH, CANNED		181		181	340	POISSON EN BOITES
SHELL FISH, NES	10			10	69	MOLLUSQUES CRUST., NDA
BUTTER	3			3	3	BEURRE
CHEESE	1			1	1	FROMAGE
MILK POWDER	9			9	169	LAIT EN POWDRE
DAIRY PROD. EGGS, HONEY	68			68	393	PROD. LAIT., OEUFS, MIEL
BARLEY		787 608		787 608	2 341 762	ORGE
CDRN	114	455 812		455 926	632 590	MAIS
OATS	204	66 165		66 369	179 417	AVOINE
RYE		109 479		109 479	136 065	SEIGLE
WHEAT	6 300	3 182 329		3 188 629	9 885 610	BLE
CEREALS UNMILLED, NES	20			20	20	CEREALES NON MOUL., NDA
CORN MEAL AND FLOUR	24			24	24	SEMIOULE, FARINE DE MAIS
CORN STARCH					36	FECULE DE MAIS
MALT AND MALT FLOUR		9 259		9 259	23 307	MALT ET FARINE DE MALT
WHEAT FLOUR	4 958			4 958	15 627	FARINE DE BLE
CEREALS MILLED, NES	204			204	1 386	CEREALES MOULUES, NDA
BAKERY PROD. INC. FROZEN	24			24	306	PROD. BOUL., PROD. CONG.
MACARONI, CEREAL PROD.	1			1	37	PATES ALIM. PROD. CEREAL
APPLES	25			25	147	POMMES
FRESH FRUITS, BERRIES	81			81	207	FRUITS FRAIS, BAIES
FROZEN FRUITS, BERRIES					55	FRUITS CONGELES, BAIES
DRIED FRUITS					70	FRUITS SECS
FRUIT JUICES	1	2 246		2 247	4 056	JUS DE FRUIT
FRUIT, PRES. NDT CANNED					300	CONS. FRUITS NON BDITE
FRUITS, PREP. CANNED	417	4 032		4 449	14 525	FRUITS PREP. EN BOITE
PEANUTS	1			1	1	CACAHUETES
POTATOES	104			104	138	POMMES DE TERRE
VEGETABLES, FRESH	59			59	64	LEGUMES, FRAIS
VEGETABLES, FROZEN	6			6	99	LEGUMES, CONGELES
VEGETABLE PREP. NES	1 493	14 171		15 664	31 262	PREP. DE LEGUMES NDA
RAW SUGAR	10 790			10 790	15 310	SUCRE BRUT
SUGAR, NES	10 644			10 644	14 560	SUCRE, NDA
SUGAR PREPARATIONS	101			101	697	PREP. A BASE DE SUCRE
COFFEE	233			233	422	CAFE
MARGARINE	650			650	1 919	MARGARINE
SHORTENING	21			21	487	GRAISSE CULINAIRE
MISC. FOOD PREP. NES	4 877			4 877	39 231	DIV. PREP. ALIM. NDA
HAY, FORAGE, STRAW	314			314	1 808	FOIN, FOURRAGE, PAILLE
HULLS, SCREENINGS, CHAFF		24 937		24 937	68 905	ECOLURES, CRIBLURES, BAL
BRAN, SHORTS, MIDDINGS	126			126	167	SON, ISSUES DE CEREALES
GROUND CEREALS NES	16			16	16	CEREALES MOULUES NDA
SOYA, OIL MEAL, CAKE	1	1 423		1 424	1 634	FARINE TOURT. GR. SOYA
OIL SEED MEAL, CAKE NES	161			161	194	FAR. TOURT. OLEAG. NDA
FEEDS, VEGETABLE ORIGIN	2			2	147	PROD. D ORIGINE VEGETALE
FEEDS OF ANIMAL ORIGIN	2 464			2 464	16 779	PROD. D ORIGINE ANIMALE
CONC. COMPLETE FEEDS	1 558			1 558	8 156	CONC., PROD. COMPLETES
NON-ALCOHOLIC BEVERAGE	358	41		399	632	BOISSONS NON-ALCOOLIQ.
ALE, BEER, STOUT, PORTER	328			328	1 219	ALE, BIÈRE, STOUT, PORTER
DIST. ALCOHOLIC BEV.	1	117		118	447	BOISS. ALCOOL. DIST.
CIGARETTES	11			11	11	CIGARETTES
RAW HIDES AND SKINS	2			2	6	PEAUX ET CUIRS BRUT
SEEDS FOR SOWING NES					7	GRAINES DE SEMENCE NDA
FLAXSEED		5 928		5 928	39 718	GRAINE DE LIN
RAPESEED		21 622		21 622	55 610	GRAINE DE COLZA
SOYA BEANS		4 528		4 528	4 528	FEVES DE SOYA
LOGS			3 986 952	3 986 952	13 749 227	BILLES
BOLTS, ROUND TIMBER	154		6 804	6 958	10 307	BILLOTS, BOIS RONDS
PULPWOOD	132 281	37	1 238 323	1 370 641	4 865 370	BOIS A PATE
CRUDE WOOD MTL. NES	190			190	197	MATIERES BOIS BRUT NDA
ALUMINA, BAUXITE DRES	5 715			5 715	9 160	MINERAIS ALUMINE, BAUX.
COPPER ORE AND CONC.	5 097			5 097	20 947	MINERAI, CONC. CUIVRE
IRON ORE AND CONC	983 933			983 933	5 360 633	MINERAI, CONC. DE FER
TITANIUM ORE	46 856			46 856	1 967 263	MINERAI DE TITANE
ZINC ORE AND CONC.			2 722	2 722	10 569	MINERAI, CONC. DE ZINC
DRES AND CONC. NES	46			46	2 825	MINERAIS ET CONC. NDA
IRON AND STEEL SCRAP	570	16 614	272	17 456	35 440	DECHETS DE FER ACIER
SLAG, DROSS, BY-PRODUCTS	497	284	2 438	3 219	4 711	POUS. GUEUL. SCOR. PROD.
COAL, BITUMINEOUS	6 643	481 058	34 473	522 174	2 119 469	CHARBON BITUMINEUX
COAL, NES	198			198	198	CHARBON, NDA
CRUDE PETROLEUM	43 958	555		44 513	433 133	PETROLE BRUT
ASBESTOS					54	AMIANTE

TABLE 2. CARGOES LOADED AT CANADIAN PORTS IN COASTWISE SHIPPING, BY COMMODITY AND GEOGRAPHIC AREA - OCT-DEC, 1981

TABLEAU 2. MARCHANDISES CHARGÉES AUX PORTS CANADIENS EN CABOTAGE NATIONAL, PAR MARCHANDISE ET REGION GEOGRAPHIQUE - OCT-DEC, 1981

COMMODITY	METRIC TONNES - TONNES METRIQUE				TOTAL TOTAL	CUMULATIVE CUMULATIF	MARCHANDISES
	ATLANTIC ATLANTIQUE	GREAT LAKES GRANDS LACS	PACIFIC PACIFIQUE	TOTAL TOTAL			
DOLOMITE						25 393	DOLOMITE
CLAY MATERIALS NES	764			764		1 842	MATIERES ARGIL. NDA
SAND AND GRAVEL	2 467		936 108	938 575		2 600 429	SABLE ET GRAVIERS
LIMESTONE	917	702 652	370 580	1 074 149		2 477 870	PIERRE CALCAIRE
CRUSHED STONE	1 394			1 394		50 535	PIERRE CONCASSEE
STONE, CRUDE NES		139 038	89 609	228 647		537 577	PIERRE BRUTE NDA
WATER AND ICE						2	EAU ET GLACE
BARYTES, NATURAL	421			421		4 742	BARYTINE NATURELLE
FLUORSPAR	3 499			3 499		3 499	SPATH FLUOR
GYPSUM	163 644		12 836	176 480		600 639	GYPSE
PHOSPHATE ROCK	12 814			12 814		35 544	ROCHE PHOSPHATEE
SALT	78 422	447 970	17 942	544 334		1 522 431	SEL
SULPHUR IN ORES	11 285		408	11 693		29 705	SOUFRE EN MINERAL
HOGGEO FUEL, WOOD			147 087	147 087		575 236	BOIS DE CHAUFFAGE
WASTE AND SCRAP NES	191		107 162	107 353		304 277	DECHETS ET REBUTS NDA
LEATHER						1	CUIR
FURS, DRESSED	1			1		2	FOURRURES APPRETEES
RUBBER FAB. MATERIALS						302	DEMI-PROD. CAOUTCHOUC
LUMBER AND TIMBER	6 579	15 789	151 563	173 931		541 241	BOIS D OEUVRE ET CHARP
FLOORING	18			18		18	LAMES POUR PARQUET
RAILWAY TIES	73			73		1 796	TRAVERSES DE CH. FER
SHINGLES AND SHAKES	18		75	93		935	BARDEAUX, BARDEAUX-FACADE
SAWMILL PRODUCTS NES	6			6		84	SCIAGES NDA
VENEER, PLYWOOD	1 237	984		2 221		33 066	PLACAGES, CONTRE-PLAQ.
COOPERAGE STOCK						236	DEMI-PROD. TONNELLERIE
WOOD FAB. MATERIALS	81			81		1 058	DEMI-PRODUITS EN BOIS
PULP	81 682	300	100 608	182 590		357 227	PATE
NEWSPRINT PAPER	73 043	4 492	66 584	144 119		525 937	PAPIER JOURNAL
PAPER NES	7 222	51	159	7 432		12 006	PAPIER NDA
PAPERBOARD	1 682	2 439		4 121		9 571	CARTON
BLOG. PAPER AND BOARD	2 706	10 117	2 337	15 160		31 609	PLAQ. CONSTR., PAP/CART.
WET MACHINE BOARD	520			520		1 418	CARTON EN PATE PRESSE
TEXTILE FAB. MTL NES	7			7		1 382	OUVR. EN MAT. TEXT. NDA
FISH, MARINE ANIMAL OIL	93			93		597	HUIL. DE POISSON, AN. MAR.
VEG. OILS, FATS NES	21			21		306	HUIL. MAT. GRAS. VEG. NDA
OILS, FATS, WAXES NES	17			17		50	HUIL. MAT. GRAS. CIRE NDA
SULPHURIC ACID			3 812	3 812		22 424	ACIDE SULFURIQUE
METALLIC SALTS	1 218	29 310	7 912	38 440		298 747	SELS METALLIQUES
INORGANIC CHEMS. NES	12 340	93 174	15 670	121 184		401 858	PROD. CHIM. INORG. NDA
ORGANIC CHEMICALS NES		8 582	272	8 854		45 235	PROD. CHIM. ORGAN. NDA
EXPLOS., FUSES, CAPS	1 039		783	1 822		9 732	EXPLOS., AMORCES, DET.
POTASH		96 602		96 602		225 059	POTASSE
FERTILIZERS NES	285		2 111	2 396		17 367	ENGRAIS CHIMIQUE NDA
AGRICULTURAL CHEMICALS						66	PROD. CHIM. AGRICOLES
SYNTHETIC RUBBER	2	463		465		882	CAOUTCHOUC SYNTHETIQUE
PLASTIC MATERIALS	189	47	246	482		1 687	MATIERES PLASTIQUES
DYESTUFF, PIGMENT, PAINT	9			9		115	MAT. COLOR. PIG. PEINTURE
CHEM. SPECIALTIES NES	1	18	300	319		2 784	PROD. CHIM. SPECIAUX NDA
GASOLINE	881 490	248 608	155 289	1 285 387		4 658 220	ESSENCE
FUEL OIL	1 806 755	806 934	302 105	2 915 794		10 538 096	MAZOUT
LUBRICATING OIL, GREASE	11 453	4 990	61	16 504		48 676	HUIL. GRAISSE LUBRIF.
COKE	8 626	4 448		13 074		28 688	COKE
ASPHALTS, ROAD OILS	7 741			7 741		51 089	ASPHALTE, BITUME LIQD.
COAL TAR, PITCH	60	1 933		1 993		10 338	GOUDRON, BRAI DE BOUIL.
PETROL, COAL PROD. NES	20 267	7 047		27 314		99 618	DERIVE PETR. CHARB. NDA
FERRO-ALLOYS						1 139	FERRO-ALLIAGES
PIG IRON	4 824			4 824		7 640	FER EN GUEUSE
PRIMARY IRON, STEEL NES	562			562		3 307	FER, ACIER PRIMAIR. NDA
CASTINGS, FORGINGS	4 132	4 801	826	9 759		15 701	MOUL. PIECES FORGEES
BARS AND RODS, STEEL	470	1 333		1 803		9 298	BARRES ET TIGES ACIER
PLATE & SHEET STEEL	1 027	83 197		84 224		297 242	TOLES, FEUILLES D ACIER
STRUCTURAL SHAPES	688	8 868		9 556		17 415	PROFILES DE CONSTRUCT.
RAILS & TRACK MATERIAL	3 476	93		3 569		13 964	RAILS, MAT. VOIE FERREE
PIPES, TUBES: IRON, STEEL		110		110		2 125	TUYAUX, TUBES: FER, ACIER
WIRE	46	54	36	136		686	FIL METALLIQUE
ALUMINUM	12 307		334	12 641		62 837	ALUMINIUM
COPPER AND ALLOYS						3	CUIVRE ET ALLIAGES
NON-FERROUS METALS NES	42			42		341	METAUX NON-FERREUX NDA
METAL FAB. BASIC PROD.	1 274	214	408	1 896		7 138	OUVR. DE BASE EN METAL
BUILDING BRICK, CLAY	203			203		203	BRIQ. A BATIR ARGILE
DRAIN TILES, PIPES						194	TUILES TUY. DE DRAINAGE
BRICKS, FILES NES	415	53	246	714		1 931	BRIQUES, TUILES NDA
GLASS BASIC PRODUCTS	39		91	130		131	OUVR. DE BASE EN VERRE
CEMENT	2 454	148 749	89 381	240 584		718 884	CIMENT
CEMENT BASIC PROD.	1 646	32		1 678		3 278	OUVR. DE BASE CIMENT
LIME	786		1 469	2 255		9 793	CHAUX
NON-MET. MIN. BASIC PROD	2 230			2 230		6 777	PROD. MIN. NON-MET. BASE
MISC. FABRICATED PROD.	55			55		186	OUVRAGES DIVERS

TABLE 2. CARGOES LOADED AT CANADIAN PORTS IN COASTWISE SHIPPING, BY COMMODITY AND GEOGRAPHIC AREA - OCT-DEC, 1981

TABLEAU 2. MARCHANDISES CHARGÉES AUX PORTS CANADIENS EN CABOTAGE NATIONAL, PAR MARCHANDISE ET REGION GEOGRAPHIQUE - OCT-DEC, 1981

METRIC TONNES - TONNES METRIQUE

COMMODITY	ATLANTIC ATLANTIQUE	GREAT LAKES GRANDS LACS	PACIFIC PACIFIQUE	TOTAL TOTAL	CUMULATIVE CUMULATIF	MARCHANDISES
TRACTORS	134			134	302	TRACTEURS
MACHINERY NES	3 620	321	454	4 395	23 559	MACHINES NDA
RAILWAY ROLLING STOCK	848			848	1 045	MAT. ROL. DE CH. DE FER
PASS. AUTOS AND CHASSIS	3 395	9		3 404	24 729	VOITURES PART., CHASSIS
BUSES AND CHASSIS	18	14		32	168	AUTOBUS ET CHASSIS
TRUCKS AND CHASSIS	423	28	136	587	2 297	CAMIONS ET CHASSIS
MOTOR VEHICLE ENGINES	224		82	306	699	MOTEURS DE VEH. AUTOM.
ROAD MOTOR VEH. NES	1 317	3		1 320	5 060	VEH. AUTOM. ROUTIERS NDA
SHIPS, AIRCRAFT, MIS. VEH	232			232	632	NAVIRES, AVIONS, VEH. DIV
RUBBER TIRES AND TUBES	124			124	786	PNEUS, CHAMBRES A AIR
EQUIPMENT MISC.	1 949		37 765	39 714	134 752	MATERIEL DIVERS
PERSONAL, HOUSEHOLD GOODS	1 347			1 347	6 433	ART. PERS. ET MENAGERS
CONTAINERS, CLOSURES	3 085	107	453	3 645	13 459	CONTENEURS, FERMETURES
MISC. END PRODUCTS NES	405			405	3 201	PRODUITS FINIS DIV. NDA
GENERAL CARGO	22 401	874	148 147	171 422	660 475	MARCHANDISES DIVERSES
CONTAINERIZED FREIGHT	95 180			95 180	375 099	FRET CONTENEURESE
GRAND TOTAL	4 647 650	8 064 409	8 043 431	20 755 490	71 320 091	TOTAL GLOBAL




TABLE 3. CARGOES UNLOADED AT CANADIAN PORTS IN COASTWISE SHIPPING, BY COMMODITY AND GEOGRAPHIC AREA - OCT-DEC, 1981

TABLEAU 3. MARCHANDISES DECHARGEES AUX PORTS CANADIENS EN CABOTAGE NATIONAL, PAR MARCHANDISE ET REGION GEOGRAPHIQUE - OCT-DEC, 1981

METRIC TONNES - TONNES METRIQUE

COMMODITY	ATLANTIC ATLANTIQUE	GREAT LAKES GRANDS LACS	PACIFIC PACIFIQUE	TOTAL TOTAL	CUMULATIVE CUMULATIF	MARCHANDISES
CATTLE					91	BOVINS
LIVE ANIMALS, NES	3			3	3	ANIMAUX VIVANTS, NOA
MEAT, FRESH OR FROZEN	68			68	442	VIANDE, FRAICHE / CONG.
MEAT AND MEAT PREP. NES	498	1 135		1 633	4 304	VIANDES ET PREP. NOA
FISH, FRESH OR FROZEN	480			480	2 739	POISSON, FRAIS OU CONG.
FISH, SALTED OR CURED	1			1	160	POISSON, SALE OU FUME
FISH, CANNED		181		181	340	POISSON EN BOITES
SHELL FISH, NES	10			10	69	MOLLUSQUES CRUST., NOA
BUTTER	3			3	3	BEURRE
CHEESE	1			1	1	FROMAGE
MILK POWDER	9			9	169	LAIT EN POUDRE
DAIRY PROD. EGGS, HONEY	68			68	393	PROD. LAIT., DEUFS, MIEL
BARLEY	710 046	77 562		787 608	2 341 762	ORGE
CDRN	450 865	5 061		455 926	632 590	MAIS
OATS	34 444	31 925		66 369	179 417	AVOINE
RYE	109 479			109 479	136 065	SEIGLE
WHEAT	2 468 283	720 346		3 188 629	9 885 610	BLE
CEREALS UNMILLED, NES	20			20	20	CEREALES NON MOUL., NOA
CORN MEAL AND FLOUR	24			24	24	SEMDOLE, FARINE DE MAIS
CORN STARCH					36	FECULE DE MAIS
MALT AND MALT FLOUR	7 513	1 746		9 259	23 307	MALT ET FARINE DE MALT
WHEAT FLOUR	4 958			4 958	15 627	FARINE DE BLE
CEREALS MILLED, NES	204			204	1 386	CEREALES MOULUES, NOA
BAKERY PROD. INC. FROZEN	24			24	306	PROD. BOUL., PROD. CONG.
MACARONI, CEREAL PROD.	1			1	37	PATES ALIM. PROD. CEREALE
APPLES	25			25	147	POMMES
FRESH FRUITS, BERRIES	81			81	207	FRUITS FRAIS, BAIES
FROZEN FRUITS, BERRIES					55	FRUITS CONGELES, BAIES
DRIED FRUITS					70	FRUITS SECS
FRUIT JUICES	1	2 246		2 247	4 056	JUS DE FRUIT
FRUIT, PRES. NOT CANNED					300	CONS. FRUITS NON BOITE
FRUITS, PREP. CANNED	1 602	2 847		4 449	14 525	FRUITS PREP. EN BOITE
PEANUTS	1			1	1	CACAHUETES
POTATOES	104			104	138	POMMES DE TERRE
VEGETABLES, FRESH	59			59	64	LEGUMES, FRAIS
VEGETABLES, FROZEN	6			6	99	LEGUMES, CONGELES
VEGETABLE PREP. NES	1 706	13 958		15 664	31 262	PREP. DE LEGUMES NOA
RAW SUGAR		10 790		10 790	15 310	SUCRE BRUT
SUGAR, NES	1 127	9 517		10 644	14 560	SUCRE, NOA
SUGAR PREPARATIONS	101			101	697	PREP. A BASE DE SUCRE
COFFEE	233			233	422	CAFE
MARGARINE	650			650	1 919	MARGARINE
SHORTENING	21			21	487	GRAISSE CULINAIRE
MISC. FOOD PREP. NES	4 877			4 877	39 231	DIV. PREP. ALIM. NOA
HAY, FORAGE, STRAW	314			314	1 808	FOIN, FOURRAGE, PAILLE
HULLS, SCREENINGS, CHAFF	1 085	23 852		24 937	68 905	EGOLURES, GRIBLURES, BAL
BRAN, SHORTS, MIDDINGS	126			126	167	SON, ISSUES DE CEREALES
GROUND CEREALS NES	16			16	16	CEREALES MOULUES NOA
SOYA. OIL MEAL, CAKE	1 424			1 424	1 634	FARINE TOUR. GR. SOYA
OIL SEED MEAL, CAKE NES	161			161	194	FAR. TOUR. DLEAG. NOA
FEEDS, VEGETABLE ORIGIN	2			2	147	PROV. D ORIGINE VEGETALE
FEEDS OF ANIMAL ORIGIN	2 464			2 464	16 779	PROV. D ORIGINE ANIMALE
CONC. COMPLETE FEEDS	1 558			1 558	8 156	CONC., PROV. COMPLETES
NON-ALCOHOLIC BEVERAGE	343	56		399	632	BOISSONS NON-ALCOOLIQ.
ALE, BEER, STOUT, PORTER	328			328	1 219	ALE, BIERE, STOUT, PORTER
DIST. ALCOHOLIC BEV.	1	117		118	447	BOISS. ALCOOL. DIST.
CIGARETTES	11			11	11	CIGARETTES
RAW HIDES AND SKINS	2			2	6	PEAUX ET CUIRS BRUT
SEEDS FOR SOWING NES					7	GRAINES DE SEMENCE NOA
FLAXSEED	5 928			5 928	39 718	GRAINE DE LIN
RAPESEED	14 761	6 861		21 622	55 610	GRAINE DE COLZA
SOYA BEANS	1 419	3 109		4 528	4 528	FEVES DE SOYA
LOGS			3 986 952	3 986 952	13 749 227	BILLES
BOLTS, ROUND TIMBER	154		6 804	6 958	10 307	BILLOTS, BOIS RONDS
PULPWOOD	132 281	37	1 238 323	1 370 641	4 865 370	BOIS A PATE
CRUDE WOOD MTL. NES	190			190	197	MATIERES BOIS BRUT NOA
ALUMINA, BAUXITE ORES		5 715		5 715	9 160	MINERAIS ALUMINE, BAUX.
COPPER ORE AND CONC.	5 097			5 097	20 947	MINERAI, CONC. CUIVRE
IRON ORE AND CONC	542 109	441 824		983 933	5 360 633	MINERAI, CONC. DE FER
TITANIUM ORE	46 856			46 856	1 967 263	MINERAI DE TITANE
ZINC ORE AND CONC.			2 722	2 722	10 569	MINERAI, CONC. DE ZINC
ORES AND CONC. NES	46			46	2 825	MINERAIS ET CONC. NOA
IRON AND STEEL SCRAP	570	16 614	272	17 456	35 440	DECHETS DE FER ACIER
SLAG, GROSS, BY-PRODUCTS	497	284	2 438	3 219	4 711	POUS. GUEUL. SCOR. PROD.
COAL, BITUMINOUS	41 314	481 058		522 372	2 119 667	CHARBON BITUMINEUX
CRUDE PETROLEUM	44 513			44 513	433 133	PETROLE BRUT
ASBESTOS					54	AMIANTE
DOLomite					25 393	DOLomite

TABLE 3. CARGOES UNLOADED AT CANADIAN PORTS IN COASTWISE SHIPPING, BY COMMODITY AND GEOGRAPHIC AREA - OCT-DEC, 1981

TABLEAU 3. MARCHANDISES DECHARGEES AUX PORTS CANADIENS EN CABOTAGE NATIONAL, PAR MARCHANDISE ET REGION GEOGRAPHIQUE - OCT-DEC, 1981

COMMODITY	METRIC TONNES - TONNES METRIQUE				TOTAL TOTAL	CUMULATIVE CUMULATIF	MARCHANDISES
	ATLANTIC ATLANTIQUE	GREAT LAKES GRANDS LACS	PACIFIC PACIFIQUE				
CLAY MATERIALS NES	764				764	1 842	MATIERES ARGIL. NDA
SAND AND GRAVEL	2 467		936 108		938 575	2 630 429	SABLE ET GRAVIERS
LIMESTONE	917	702 652	370 580		1 074 149	2 477 870	PIERRE CALCAIRE
CRUSHED STONE	1 394				1 394	50 535	PIERRE CONCASSEE
STONE, CRUDE NES		139 038	89 609		228 647	537 577	PIERRE BRUTE NDA
WATER AND ICE						2	EAU ET GLACE
BARYTES, NATURAL	421				421	4 742	BARYTINE NATURELLE
FLUORSPAR		3 499			3 499	3 499	SPATH FLUOR
GYP SUM	125 806	37 838	12 836		176 480	600 639	GYPSE
PHOSPHATE ROCK	12 814				12 814	35 544	ROCHE PHOSPHATEE
SALT	355 635	170 757	17 942		544 334	1 522 431	SEL
SULPHUR IN ORES	11 285		408		11 693	29 705	SOUFRE EN MINERAL
HOGGED FUEL, WOOD			147 087		147 087	575 236	BOIS DE CHAUFFAGE
WASTE AND SCRAP NES	191		107 162		107 353	304 277	DECHETS ET REBUTS NDA
LEATHER						1	CUIR
FURS, DRESSED	1				1	2	FOURRURES APPRETEES
RUBBER FAB. MATERIALS						302	DEMI-PROD. CAOUTCHOUC
LUMBER AND TIMBER	6 579	15 789	151 563		173 931	541 241	BOIS O D'OEUVRE ET CHARP
FLOORING	18				18	18	LAMES POUR PARQUET
RAILWAY TIES	73				73	1 796	TRAVERSES DE CH. FER
SHINGLES AND SHAKES	18		75		93	935	BARDEAUX, BARO. FACADE
SAWMILL PRODUCTS NES	6				6	84	SCIAGES NDA
VENEER, PLYWOOD	1 237	984			2 221	33 066	PLACAGES, CONTRE-PLAQ.
COPPERAGE STOCK						236	DEMI-PROD. TONNELLERIE
WOOD FAB. MATERIALS	81				81	1 058	DEMI-PRODUITS EN BOIS
PULP	81 682	300	100 608		182 590	357 227	PATE
NEWSPRINT PAPER	73 043	4 492	66 584		144 119	525 937	PAPIER JOURNAL
PAPER YES	7 222	51	159		7 432	12 006	PAPIER NDA
PAPERBOARD	1 682	2 439			4 121	9 571	CARTON
BLDG. PAPER AND BOARD	2 706	10 117	2 337		15 160	31 609	PLAQ. CONSTR., PAP/CART.
WET MACHINE BOARD	520				520	1 418	CARTON EN PATE PRESSE
TEXTILE FAB. MAT. NES	7				7	1 382	OUVR. EN MAT. TEXT. NDA
FISH, MARINE ANIMAL OIL	93				93	597	HUIL. DE POISSON, AN. MAR
VEG. OILS, FATS NES	21				21	306	HUIL. MAT. GRAS. VEG. NDA
OILS, FATS, WAXES NES	17				17	50	HUIL. MAT. GRAS. CIRE NDA
SULPHURIC ACID			3 812		3 812	22 424	ACIDE SULFURIQUE
METALLIC SALTS	15 283	15 245	7 912		38 440	298 747	SELS METALLIQUES
INORGANIC CHEMS. NES	39 309	66 205	15 670		121 184	401 858	PROD. CHIM. INDRG. NDA
ORGANIC CHEMICALS NES	8 582		272		8 854	45 235	PROD. CHIM. ORGAN. NDA
EXPLOS., FUSES, CAPS	1 039		783		1 822	9 732	EXPLOS., AMORCES, DET.
POTASH	32 812	63 790			96 602	225 059	POTASSE
FERTILIZERS NES	285		2 111		2 396	17 367	ENGRAIS CHIMIQUE NDA
AGRICULTURAL CHEMICALS		463			463	66	PROD. CHIM. AGRICILES
SYNTHETIC RUBBER	2				2	882	CAOUTCHOUC SYNTHETIQUE
PLASTIC MATERIALS	189	47	246		482	1 687	MATIERES PLASTIQUES
DYE STUFF, PIGMENT, PAINT	9				9	115	MAT. COLOR. PIG. PEINTURE
CHEM. SPECIALTIES NES	1	18	300		319	2 784	PROD. CHIM. SPECIAUX NDA
GASOLINE	904 701	225 397	155 289		1 285 387	4 658 220	ESSENCE
FUEL OIL	2 084 975	528 714	302 105		2 915 794	10 538 096	MAZOUT
LUBRICATING OIL, GREASE	16 443		61		16 504	48 676	HUILE, GRAISSE LUBRIF.
COKE	8 626	4 448			13 074	28 688	COKE
ASPHALTS, ROAD OILS	5 242	2 499			7 741	51 089	ASPHALTE, BITUME LIQD.
COAL TAR, PITCH	60	1 933			1 993	10 338	GOUDRON, BRAI DE BOUIL.
PETROL. COAL PROD. NES	25 138	2 176			27 314	99 618	DERIVE PETR. CHARB. NDA
FERRD-ALLOYS						1 139	FERRO-ALLIAGES
PIG IRON		4 824			4 824	7 640	FER EN GUEUSE
PRIMARY IRON, STEEL NES	562				562	3 307	FER, ACIER PRIMAIR. NDA
CASTINGS, FORGINGS	8 933		826		9 759	15 701	MOUL. PIECES FORGEES
BARNS AND RODS, STEEL	470	1 333			1 803	9 298	BARRES ET TIGES ACIER
PLATE & SHEET STEEL	974	83 250			84 224	297 242	TOLES, FEUILLES O ACIER
STRUCTURAL SHAPES	688	8 868			9 556	17 415	PROFILES DE CONSTRUCT.
RAILS & TRACK MATERIAL	3 476	93			3 569	13 964	RAILS, MAT. VOIE FERREE
PIPES, TUBES: IRON, STEEL		110			110	2 125	TUYAUX, TUBES: FER, ACIER
WIRE	26	74	36		136	686	FIL METALLIQUE
ALUMINIUM	12 307		334		12 641	62 837	ALUMINIUM
COPPER AND ALLOYS						3	CUIVRE ET ALLIAGES
NON-FERROUS METALS NES	42				42	341	METAUX NON-FERREUX NDA
METAL FAB. BASIC PROD.	1 274	214	408		1 896	7 138	OUVR. DE BASE EN METAL
BUILDING BRICK, CLAY	203				203	203	BRIQ. A BATIR ARGILE
DRAIN TILES, PIPES						194	TUILES TUY. DE DRAINAGE
BRICKS, TILES NES	415	53	246		714	1 931	BRIQUES, TUILES NDA
GLASS BASIC PRODUCTS	39		91		130	131	OUVR. DE BASE EN VERRE
CEMENT	2 454	148 749	89 381		240 584	718 884	CIMENT
CEMENT BASIC PROD.	1 646	32			1 678	3 278	OUVR. DE BASE CIMENT
LIME	786		1 469		2 255	9 793	CHAUX
NON-MET. MIN. BASIC PROD	2 183	47			2 230	6 777	PROD. MIN. NON-MET. BASI
MISC. FABRICATED PROD.	55				55	186	OUVRAGES DIVERS
TRACTORS	134				134	302	TRACTEURS

TABLE 3. CARGOES UNLOADED AT CANADIAN PORTS IN COASTWISE SHIPPING, BY COMMODITY AND GEOGRAPHIC AREA - OCT-OEC, 1981

TABLEAU 3. MARCHANDISES DECHARGEES AUX PORTS CANADIENS EN CABOTAGE NATIONAL, PAR MARCHANDISE ET REGION GEOGRAPHIQUE - OCT-OEC, 1981

METRIC TONNES - TONNES METRIQUE

COMMODITY	ATLANTIC ATLANTIQUE	GREAT LAKES GRANDS LACS	PACIFIC PACIFIQUE	TOTAL TOTAL	CUMULATIVE CUMULATIF	MARCHANDISES
MACHINERY NES	3 457	484	454	4 395	23 559	MACHINES NDA
RAILWAY ROLLING STOCK	295	553		848	1 045	MAT.RDUL.DE CH.DE FER
PASS.AUTOS AND CHASSIS	3 395	9		3 404	24 729	VOITURES PART.,CHASSIS
BUSES AND CHASSIS	7	25		32	168	AUTOBUS ET CHASSIS
TRUCKS AND CHASSIS	423	28	136	587	2 297	CAMIONS ET CHASSIS
MOTOR VEHICLE ENGINES	224		82	306	699	MOTEURS DE VEH.AUTOM.
ROAD MOTOR VEH. NES	1 317	3		1 320	5 060	VEH.AUTOM.ROUTIERS NDA
SHIPS,AIRCRAFT,MIS.VEH	224	8		232	632	NAVIRES,AVIONS,VEH.DIV
RUBBER TIRES AND TUBES	124			124	786	PNEUS, CHAMBRES A AIR
EQUIPMENT MISC.	1 949		37 765	39 714	134 752	MATERIEL DIVERS
PERSONAL,HOUSEHOLD GOODS	1 347			1 347	6 433	ART.PERS. ET MENAGERS
CONTAINERS,CLOSURES	3 085	107	453	3 645	13 459	CONTENEURS,FERMETURES
MISC. END PRODUCTS NES	405			405	3 201	PRODUITS FINIS DIV.NDA
GENERAL CARGO	22 401	874	148 147	171 422	660 475	MARCHANDISES DIVERSES
CONTAINERIZED FREIGHT	95 180			95 180	375 099	FRET CONTENEURESE
GRAND TOTAL	8 641 062	4 105 470	8 008 958	20 755 490	71 320 091	TOTAL GLOBAL

TABLE 4. ORIGIN AND DESTINATION OF CARGOES HANDLED IN COASTWISE SHIPPING, BY SELECTED CANADIAN PORTS - OCT-DEC, 1981

TABLEAU 4. ORIGINE ET DESTINATION DES MARCHANDISES MANUTENTIONNEES EN CABOTAGE NATIONAL, SELON CERTAINS PORTS CANADIENS - OCT-DEC, 1981

SELECTED PORTS CERTAINS PORTS	ORIGIN OR DEST. ORIGINE OU DEST.	COMMODITY	METRIC TONNES - TONNES METRIQUE				MARCHANDISES	
			TONS - TONNES LOADED - CHARGÉES		TONS - TONNES UNLOADED - DECHARGÉES			
			QTR-QUART	YEAR-ANNEE	QTR-QUART	YEAR-ANNEE		
ST. JOHNS	BAIE VERTE	BLDG.PAPER AND BOARD	2	2			PLAQ.CONSTR.,PAP/CART.	
		GASOLINE		248			ESSENCE	
		FUEL OIL		1 512			MAZOUT	
	TOTAL - ORIG./DEST.		2	1 762				
BAY ROBERTS	NON-MET.MIN.BASIC PROD			7			PROD.MIN.NON-MET.BASE	
		MACHINERY NES		3			MACHINES NOA	
	TOTAL - ORIG./DEST.			10				
BELL ISLAND	GASOLINE			490			ESSENCE	
		FUEL OIL		1 746			MAZOUT	
	TOTAL - ORIG./DEST.			2 236				
BOTWOOD	GASOLINE			2 806			ESSENCE	
		FUEL OIL		2 751			MAZOUT	
	TOTAL - ORIG./DEST.			5 557				
BURIN	FUEL OIL			875			MAZOUT	
				875				
	TOTAL - ORIG./DEST.			875				
BURGED	GASOLINE		309	309			ESSENCE	
		FUEL OIL	232	2 004			MAZOUT	
	TOTAL - ORIG./DEST.		541	2 313				
CATALINA	GASOLINE			1 172			ESSENCE	
		FUEL OIL		7 977			MAZOUT	
	TOTAL - ORIG./DEST.			9 149				
CLARENVILLE	GASOLINE			3 846			ESSENCE	
		FUEL OIL		6 783			MAZOUT	
	TOTAL - ORIG./DEST.			10 629				
GOOSE BAY	MEAT,FRESH OR FROZEN		26	26			VIANDE,FRAICHE / CDNG.	
		DAIRY PROD.EGGS,HONEY	36	36			PROD.LAIT.,OEUFS,MIEL	
		MISC.FOOD PREP.NES	192	192			DIV.PREP.ALIM.NOA	
		GROUND CEREALS NES	15	15			CEREALES MOULUES NOA	
		OIL SEED MEAL,CAKE NES	161	161			FAR.TOURT.OLEAG.NOA	
		LUMBER AND TIMBER	51	51	105	105	BOIS D OEUVRE ET CHARP	
		BLDG.PAPER AND BOARD	220	220			PLAQ.CONSTR.,PAP/CART.	
		INORGANIC CHEMS. NES	11	11			PROD.CHIM.INORG.NOA	
		FUEL OIL	22	22			MAZOUT	
		PRIMARY IRON,STEEL NES	13	13			FER,ACIER PRIMAIR.NOA	
		METAL FAB.BASIC PROD.	33	33			OUVR.DE BASE EN METAL	
		EQUIPMENT MISC.	12	12			MATERIEL DIVERS	
		CONTAINERS,CLOSURES	62	62	9	9	CONTENEURS,FERMETURES	
		GENERAL CARGO	119	119	1	1	MARCHANDISES DIVERSES	
		CONTAINERIZED FREIGHT	3 347	9 583	566	2 770	FRET CONTENEURESE	
			TOTAL - ORIG./DEST.	4 320	10 556	681	2 885	
		GRAND BANK	GASOLINE			816		
FUEL OIL				795			MAZOUT	
	TOTAL - ORIG./DEST.			1 611				
HARBOUR BRETON	FUEL OIL		1 060	1 060			MAZOUT	
			1 060	1 060				
	TOTAL - ORIG./DEST.			1 060				
HARBOUR GRACE	GASOLINE			3 257			ESSENCE	
		FUEL OIL		6 055			MAZOUT	
	TOTAL - ORIG./DEST.			9 312				
RAMEA	GASOLINE		135	135			ESSENCE	
		FUEL OIL	967	4 232			MAZOUT	
	TOTAL - ORIG./DEST.	1 102	4 367					
LEWISPORTE	GENERAL CARGO				41	41	MARCHANDISES DIVERSES	
		CONTAINERIZED FREIGHT			18	18	FRET CONTENEURESE	
	TOTAL - ORIG./DEST.			91	41	59		
MARYSTOWN	GASOLINE		1 207	1 634			ESSENCE	
		FUEL OIL	1 010	7 376			MAZOUT	
	TOTAL - ORIG./DEST.	2 217	9 010					
PORT HOPE SIMPSON	VEGETABLE PREP.NES		2	2			PREP. DE LEGUMES NOA	
		MISC.FOOD PREP.NES	60	63			DIV.PREP.ALIM.NOA	
		NON-ALCOHOLIC BEVERAGE	2	4			BOISSONS NON-ALCOHOLIQ.	
		SYNTHETIC RUBBER	2	2			CAOUTCHOUC SYNTHETIQUE	
		FUEL OIL		73			MAZOUT	
		MOTOR VEHICLE ENGINES	1	1			MOTEURS DE VEH.AUTOM.	
		EQUIPMENT MISC.		3			MATERIEL DIVERS	
	TOTAL - ORIG./DEST.	67	150			MARCHANDISES DIVERSES		
NFLO-NES/T-N -NDA	FISH,FRESH OR FROZEN				14	15	POISSON,FRAIS OU CONG.	
		DAIRY PROD.EGGS,HONEY		16			PROD.LAIT.,OEUFS,MIEL	
		WHEAT FLOUR		9			FARINE DE BLE	
		FRUITS, PREP. CANNED		15			FRUITS PREP. EN CONG.	

TABLE 4. ORIGIN AND DESTINATION OF CARGOES HANDLED IN COASTWISE SHIPPING, BY SELECTED CANADIAN PORTS - OCT-DEC, 1981

TABLEAU 4. ORIGINE ET DESTINATION DES MARCHANDISES MANUTENTIONNEES EN CABOTAGE NATIONAL, SELON CERTAINS PORTS CANADIENS - OCT -DEC , 1981

SELECTED PORTS CERTAINS PORTS	ORIGIN OR DEST. ORIGINE OU DEST.	COMMODITY	METRIC TONNES - TONNES METRIQUE		MARCHANDISES				
			TONS LOADED QTR-QUART	TONNES - CHARGEES YEAR-ANNEE		TONS UNLOADED QTR-QUART	TONNES - DECHARGEES YEAR-ANNEE		
ST. JOHNS	NFLO-NES/T-N -NDA	POTATOES	10	10		POMMES DE TERRE			
		VEGETABLES, FRESH	9	9		LEGUMES, FRAIS			
		MISC.FOOD PREP.NES	143	165	1	1	DIV.PREP.ALIM.NDA		
		FEEDS,VEGETABLE ORIGIN	2	2			PROV D DRIGINEVEGETALE		
		NON-ALCOHOLIC BEVERAGE	16	37			BOISSONS NON-ALCOOLIQ.		
		ALE,BEER,STOUT,PORTER	25	33			ALE,BIERE,STOUT,PORTER		
		BOLTS,ROUND TIMBER	5	10			BILLOTS,BOIS RONDS		
		IRON AND STEEL SCRAP					8 DECHETS DE FER ACIER		
		COAL,BITUMINOUS	1	1			CHARBON BITUMINEUX		
		SAND AND GRAVEL	54	54			SABLE ET GRAVIERS		
		LUMBER AND TIMBER	12	12			BOIS D OEUVRE ET CHARP		
		SHINGLES AND SHAKES	18	18			BARDEAUX,BARD.FACADE		
		VENEER,PLYWOOD		1			PLACAGES,CONTRE-PLAQ.		
		PAPER NES		4			PAPIER NDA		
		BLDG.PAPER AND BOARD	7	41			PLAQ.CONSTR.,PAP/CART.		
		FISH,MARINE ANIMAL OIL				7	7 HUIL.DE POISSON,AN.MAR		
		EXPLOS., FUSES, CAPS		5			EXPLOS.,AMORCES, DET.		
		DYESTUFF,PIGMENT,PAINT	4	6			MAT.COLOR.PIG.PEINTURE		
		GASOLINE		1 519			ESSENCE		
		FUEL OIL	207	11 491			MAZOUT		
		PETROL.COAL PRDD.NES	31	37			DERIVE PETR.CHARB.NDA		
		BARNS AND RODS,STEEL	1	1			BARRES ET TIGES ACIER		
		METAL FAB.BASIC PRDD.	34	77	4	4	OUVR.DE BASE EN METAL		
		NON-MET.MIN.BASIC PRDD	4	4			PROD.MIN.NON-MET.BASE		
		MISC.FABRICATED PRDD.	4	4			OUVRAGES DIVERS		
		TRACTORS	16	16			TRACTEURS		
		MACHINERY NES	2	113	149	156	MACHINES NDA		
		ROAD MOTOR VEH. NES		9			VEH.AUTOM.ROUTIERS NDA		
		SHIPS,AIRCRAFT,MIS.VEH	6	20	6	8	NAVIRES,AVIONS,VEH.DIV		
		EQUIPMENT MISC.	41	115	5	5	MATERIEL DIVERS		
		PERSONAL,HSEHOLD GOODS	2	32			1 ART.PERS. ET MENAGERS		
		CONTAINERS,CLOSURES	1	24	44	57	CONTENEURS,FERMETURES		
		MISC. ENO PRODUCTS NES		18			PRODUITS FINIS DIV.NDA		
		GENERAL CARGO	428	533	42	77	MARCHANDISES DIVERSES		
		CONTAINERIZED FREIGHT	36	36	51	51	FRET CONTENEURESE		
		TOTAL - ORIG./DEST.		1 124	14 493	323	390		
		HALIFAX		DATS				14	AVOINE
				GASOLINE			18 067	69 690	ESSENCE
				FUEL OIL			34 239	116 382	MAZOUT
				LUBRICATING OIL,GREASE			64	270	HUILE,GRAISSE LUBRIF.
				PETROL.COAL PRDD.NES			111	175	DERIVE PETR.CHARB.NDA
				METAL FAB.BASIC PRDD.				25	OUVR.DE BASE EN METAL
				TRACTORS	22	32		40	TRACTEURS
				MACHINERY NES	56	443		107	MACHINES NDA
				PASS.AUTOS AND CHASSIS			1 891	15 325	VOITURES PART.,CHASSIS
				BUSES AND CHASSIS			7	7	AUTOBUS ET CHASSIS
TRUCKS AND CHASSIS	175			395	176	744	CAMIONS ET CHASSIS		
MOTOR VEHICLE ENGINES				5			MOTEURS DE VEH.AUTOM.		
ROAD MOTOR VEH. NES						21	VEH.AUTOM.ROUTIERS NDA		
SHIPS,AIRCRAFT,MIS.VEH					2	2	NAVIRES,AVIONS,VEH.DIV		
EQUIPMENT MISC.	24			179		269	MATERIEL DIVERS		
CONTAINERS,CLOSURES					11	11	CONTENEURS,FERMETURES		
GENERAL CARGO	538			4 488	3 621	15 666	MARCHANDISES DIVERSES		
CONTAINERIZED FREIGHT	2 103	11 623	11 077	46 218	FRET CONTENEURESE				
TOTAL - ORIG./DEST.		2 918	17 165	69 403	265 111				
PORT HAWKESBURY		GASOLINE			991	10 858	ESSENCE		
		FUEL OIL			5 511	33 074	MAZOUT		
		TOTAL - ORIG./DEST.			6 502	43 932			
PUGWASH		SALT			8 141	20 601	SEL		
		TOTAL - ORIG./DEST.			8 141	20 601			
SAINT JOHN		GASOLINE			4 972	54 328	ESSENCE		
		FUEL OIL			6 771	101 179	MAZOUT		
TOTAL - ORIG./DEST.				11 743	155 507				
MONTREAL		GASOLINE			7 127	18 488	ESSENCE		
		FUEL OIL			9 730	40 908	MAZOUT		
		CONTAINERIZED FREIGHT	5 060	12 669	53 028	217 695	FRET CONTENEURESE		
TOTAL - ORIG./DEST.		5 060	12 669	69 885	277 091				
QUEBEC		FUEL OIL			7 818	14 240	MAZOUT		
		TOTAL - ORIG./DEST.			7 818	14 240			
QUEBEC-NORTH/NORD		FUEL OIL		3 994			MAZOUT		
		TOTAL - ORIG./DEST.		3 994					
CLARKSON		GASOLINE			5 485	ESSENCE			
		FUEL OIL			7 154	MAZOUT			
TOTAL - ORIG./DEST.				12 639					
PORT COLBORNE		CORN			835	835	MAIS		
		TOTAL - ORIG./DEST.			835	835			

TABLE 4. ORIGIN AND DESTINATION OF CARGOES HANDLED IN COASTWISE SHIPPING, BY SELECTED CANADIAN PORTS - OCT-DEC, 1981

TABLEAU 4. ORIGINE ET DESTINATION DES MARCHANDISES MANUTENTIONNEES EN CABOTAGE NATIONAL, SELON CERTAINS PORTS CANADIENS - OCT - DEC, 1981

		METRIC TONNES - TONNES METRIQUE						
SELECTED PORTS CERTAINS PORTS	ORIGIN OR DEST. ORIGINE OU DEST.	COMMODITY	TONS LOADED QTR-QUART	- TONNES - CHARGÉES YEAR-ANNEE	TONS UNLOADED QTR-QUART	- TONNES - DECHARGÉES YEAR-ANNEE	MARCHANDISES	
ST. JOHNS	SARNIA	BARLEY				1 793	ORGE	
		CORN			833	2 599	MAIS	
		WHEAT			309	309	BLE	
	TOTAL - ORIG./DEST.			1 142	4 701			
	THUNDER BAY	BARLEY			1 555	3 838	ORGE	
	WHEAT			2 868	5 711	BLE		
TOTAL - ORIG./DEST.				4 423	9 549			
SELECTED PORT TOTAL			18 411	117 009	180 937	807 540	TOTAL PAR PORT CHOISI	
HALIFAX	BAIE VERTE	FUEL OIL		7 150			MAZOUT	
		TOTAL - ORIG./DEST.		7 150				
	BURIN	GASOLINE			907		ESSENCE	
		FUEL OIL			3 183		MAZOUT	
	TOTAL - ORIG./DEST.			4 090				
	BURGEO	GASOLINE			324		ESSENCE	
		FUEL OIL			2 875		MAZOUT	
	TOTAL - ORIG./DEST.			3 199				
	CLARENVILLE	GASOLINE			1 747		ESSENCE	
		TOTAL - ORIG./DEST.			1 747			
	CORNER BROOK	GASOLINE		10 976	34 643		ESSENCE	
		FUEL OIL		9 266	68 464		MAZOUT	
		EQUIPMENT MISC.		159	159		MATERIEL DIVERS	
	TOTAL - ORIG./DEST.		20 401	103 266				
	FORTUNE	FUEL OIL			2 343		MAZOUT	
		TOTAL - ORIG./DEST.			2 343			
	GOOSE BAY	GASOLINE		1 156	1 156		ESSENCE	
		FUEL OIL		22 744	44 509		MAZOUT	
	TOTAL - ORIG./DEST.			23 900	45 665			
	GRAND BANK	GASOLINE		272	1 070		ESSENCE	
		FUEL OIL		636	5 779		MAZOUT	
	TOTAL - ORIG./DEST.			908	6 849			
	HARBOUR BRETON	GASOLINE		191	1 274		ESSENCE	
		FUEL OIL		224	3 094		MAZOUT	
	TOTAL - ORIG./DEST.			415	4 368			
	RAMEA	GASOLINE			445		ESSENCE	
		FUEL OIL			1 167		MAZOUT	
TOTAL - ORIG./DEST.				1 612				
HOLYROOD	GASOLINE		693	1 903		ESSENCE		
	TOTAL - ORIG./DEST.		693	1 903				
LEWISPORTE	GASOLINE		11 625	31 758		ESSENCE		
	FUEL OIL		9 488	27 719		MAZOUT		
TOTAL - ORIG./DEST.		21 113	59 477					
LONG POND	GASOLINE		4 047	14 348		ESSENCE		
	FUEL OIL		3 794	22 271		MAZOUT		
TOTAL - ORIG./DEST.		7 841	36 619					
MARYSTOWN	GASOLINE		272	4 865		ESSENCE		
	FUEL OIL		336	5 739		MAZOUT		
TOTAL - ORIG./DEST.		608	10 604					
PORT AUX BASQUES	FUEL OIL		4 191	8 699		MAZOUT		
	TOTAL - ORIG./DEST.		4 191	8 699				
ST. ALBANS	GASOLINE		506	899		ESSENCE		
	FUEL OIL		251	829		MAZOUT		
TOTAL - ORIG./DEST.		757	1 728					
ST. JOHNS		OATS		14			AVOINE	
		GASOLINE	18 067	69 690			ESSENCE	
		FUEL OIL	34 239	116 382			MAZOUT	
		LUBRICATING OIL, GREASE		64	270		HUILE, GRAISSE LUBRIF.	
		PETROL, COAL PROD. NES		111	175		DERIVE PETR. CHARB. NDA	
		METAL FAB. BASIC PROD.			25		OUVR. DE BASE EN METAL	
		TRACTORS		30	40	22	32	TRACTEURS
		MACHINERY NES		107	252	56	443	MACHINES NDA
		PASS. AUTOS AND CHASSIS	1 891	15 325				VOITURES PART. CHASSIS
		BUSES AND CHASSIS		7	7			AUTOBUS ET CHASSIS
		TRUCKS AND CHASSIS	176	744	175	395		CAMIONS ET CHASSIS
		MOTOR VEHICLE ENGINES				5		MOTEURS DE VEH. AUTOM.
		ROAD MOTOR VEH. NES			21			VEH. AUTOM. ROUTIERES NDA
		SHIPS, AIRCRAFT, MIS. VEH.		2	2			NAVIGES, AVIONS, VEH. DIV

TABLE 4. ORIGIN AND DESTINATION OF CARGOES HANDLED IN COASTWISE SHIPPING, BY SELECTED CANADIAN PORTS - OCT-DEC, 1981

TABLEAU 4. ORIGINE ET DESTINATION DES MARCHANDISES MANUTENTIONNEES EN CABOTAGE NATIONAL, SELON CERTAINS PORTS CANADIENS - OCT-DEC, 1981

SELECTED PORTS CERTAINS PORTS	ORIGIN OR DEST. ORIGINE OU DEST.	COMMODITY	TONS - TONNES		TONS - TONNES		MARCHANDISES
			LOADED QTR-QUART	- CHARGEES YEAR-ANNEE	UNLOADED QTR-QUART	- DECHARGEES YEAR-ANNEE	
HALIFAX	ST. JOHNS	EQUIPMENT MISC.		269	24	179	MATERIEL DIVERS CONTENEURS,FERMETURES MARCHANDISES DIVERSES FRET CONTENEURESE
		CONTAINERS,CLOSURES	11	11			
		GENERAL CARGO	3 621	15 666	538	4 488	
		CONTAINERIZED FREIGHT	11 077	46 218	2 103	11 623	
		TOTAL - ORIG./DEST.	69 403	265 111	2 918	17 165	
	STEPHENVILLE	GASOLINE		998			ESSENCE MAZOUT
		FUEL OIL		989			
	TOTAL - ORIG./DEST.		1 987				
	NFLD-NES/T-N-NDA	GASOLINE		1 737	12 728		ESSENCE MAZOUT
		FUEL OIL		4 439	17 198		
	TOTAL - ORIG./DEST.		6 176	29 926			
	CHARLOTTETOWN	GASOLINE		21 882	72 317		ESSENCE MAZOUT
		FUEL OIL		32 053	93 991		
	TOTAL - ORIG./DEST.		53 935	166 308			
	SUMMERSIDE	FUEL OIL		6 048	12 219		MAZOUT
		TOTAL - ORIG./DEST.		6 048	12 219		
	BRIDGEWATER	GASOLINE			3 788		ESSENCE MAZOUT
		FUEL OIL			3 341		
	TOTAL - ORIG./DEST.				7 129		
LIVERPOOL	GASOLINE			280		ESSENCE MAZOUT	
	FUEL OIL		5 224	27 266			
TOTAL - ORIG./DEST.		5 224	27 546				
NORTH SYDNEY	FUEL OIL		1 228	10 138		MAZOUT	
	TOTAL - ORIG./DEST.		1 228	10 138			
PICTOU	FUEL OIL			6 982		MAZOUT	
	TOTAL - ORIG./DEST.			6 982			
PDRT HAWKESBURY	GASOLINE		7 966	24 756		ESSENCE MAZOUT DERIVE PETR.CHARR.NDA	
	FUEL OIL		17 588	81 918	31 867		
	PETROL.COAL PROD.NES		149	149			
TOTAL - ORIG./DEST.		25 703	106 823		31 867		
SYDNEY	GASOLINE		10 478	39 828		ESSENCE MAZOUT	
	FUEL OIL		22 614	66 528			
TOTAL - ORIG./DEST.		33 092	106 356				
BATHURST	GASOLINE		921	921		ESSENCE MAZOUT	
	FUEL OIL		6 951	22 669			
TOTAL - ORIG./DEST.		7 872	23 590				
CAMPBELLTON	GASOLINE		1 404	1 404		ESSENCE	
	TOTAL - ORIG./DEST.		1 404	1 404			
CHATHAM	GASOLINE		7 055	31 303		ESSENCE MAZOUT	
	FUEL OIL		10 934	21 370			
TOTAL - ORIG./DEST.		17 989	52 673				
DALHOUSIE	FUEL OIL		9 199	9 199		MAZOUT	
	TOTAL - ORIG./DEST.		9 199	9 199			
NEWCASTLE	GASOLINE		19 246	41 739		ESSENCE MAZOUT	
	FUEL OIL		17 653	45 376			
TOTAL - ORIG./DEST.		36 899	87 115				
SAINT JOHN	GASOLINE		51 840	206 304	59 168	191 886	ESSENCE MAZOUT
	FUEL OIL		45 777	175 189	76 533	314 755	
TOTAL - ORIG./DEST.		97 617	381 493	135 701	506 641		
BAIE COMEAU	GASOLINE			2 786		ESSENCE MAZOUT	
	FUEL OIL			12 132			
TOTAL - ORIG./DEST.				14 918			
CHANDLER	FUEL OIL			7 383		MAZOUT	
	TOTAL - ORIG./DEST.			7 383			
FORESTVILLE	GASOLINE			1 397		ESSENCE MAZOUT	
	FUEL OIL			2 038			
TOTAL - ORIG./DEST.				3 435			
GASPE	GASOLINE		1 755	3 549		ESSENCE MAZOUT	
	FUEL OIL		4 312	7 022			
TOTAL - ORIG./DEST.		6 067	10 571				
GRINOSTONE	GASOLINE		2 627	10 821		ESSENCE MAZOUT	
	FUEL OIL		7 141	24 840			
TOTAL - ORIG./DEST.		9 768	35 661				
MONTRREAL	GYPSSUM		102 997	290 389		GYPSSUM	

TABLE 4. ORIGIN AND DESTINATION OF CARGOES HANDLED IN COASTWISE SHIPPING, BY SELECTED CANADIAN PORTS - OCT-DEC, 1981

TABLEAU 4. ORIGINE ET DESTINATION DES MARCHANDISES MANUTENTIONNEES EN CABOTAGE NATIONAL, SELON CERTAINS PORTS CANADIENS - OCT-DEC, 1981

METRIC TONNES - TONNES METRIQUE

SELECTED PORTS CERTAINS PORTS	ORIGINE OR DEST. ORIGINE OU DEST.	COMMODITY	TONS - TONNES LOADED - CHARGÉES		TONS - TONNES UNLOADED - DECHARGÉES		MARCHANDISES
			QTR-QUART	YEAR-ANNEE	QTR-QUART	YEAR-ANNEE	
HALIFAX	MONTREAL	GASOLINE	7 296	16 376	513	35 295	ESSENCE
		FUEL OIL		8 942	47 100	152 829	MAZOUT
	TOTAL - ORIG./DEST.		110 293	315 707	47 613	188 124	
	NEW RICHMOND	FUEL OIL	2 758	14 467			MAZOUT
	TOTAL - ORIG./DEST.		2 758	14 467			
	PORT ALFRED	FUEL OIL		43 084			MAZOUT
	TOTAL - ORIG./DEST.			43 084			
	QUEBEC	GASOLINE	9 697	12 785			ESSENCE
		FUEL OIL		3 088	6 433	6 433	MAZOUT
	TOTAL - ORIG./DEST.		9 697	15 873	6 433	6 433	
	RIMOUSKI	GASOLINE	1 729	6 825			ESSENCE
		FUEL OIL		812			MAZOUT
	TOTAL - ORIG./DEST.		1 729	7 637			
	SEPT ILES	GASOLINE		866			ESSENCE
		FUEL OIL		25 858			MAZOUT
		CASTINGS, FORGINGS	1 217	1 217			MOUL. PIECES FORGEES
	TOTAL - ORIG./DEST.		1 217	27 941			
	POINT NOIRE	FUEL OIL		12 934			MAZOUT
	TOTAL - ORIG./DEST.			12 934			
	AMHERSTBURG	METALLIC SALTS			7 109	20 450	SELS METALLIQUES
TOTAL - ORIG./DEST.				7 109	20 450		
CLARKSON	GASOLINE				1 174	ESSENCE	
	FUEL OIL			8 379	15 720	MAZOUT	
TOTAL - ORIG./DEST.				8 379	16 894		
HAMILTON	GYPSE		26 159			GYPSE	
TOTAL - ORIG./DEST.			26 159				
BARNIA	FUEL OIL				1 444	MAZOUT	
TOTAL - ORIG./DEST.					1 444		
THUNDER BAY	BARLEY			1 499	12 702	ORGE	
	WHEAT			11 988	43 380	BLE	
	MALT AND MALT FLOUR			1 502	1 502	MALT ET FARINE DE MALT	
	FLAXSEED				5 202	GRAINE DE LIN	
TOTAL - ORIG./DEST.				14 989	62 786		
NWT-NES/TNO-NDA	GASOLINE		287			ESSENCE	
	FUEL OIL		9 040			MAZOUT	
TOTAL - ORIG./DEST.			9 327				
SELECTED PORT TOTAL			594 145	2 140 415	223 142	851 804	TOTAL PAR PORT CHOISI
PORT HAWKESBURY	CORNER BROOK	GASOLINE		3 901			ESSENCE
	TOTAL - ORIG./DEST.			3 901			
	HOLYROOD	GASOLINE		1 175		13 643	ESSENCE
		FUEL OIL		6 368	11 622	27 238	MAZOUT
	TOTAL - ORIG./DEST.			7 543	11 622	40 881	
	LEWISPORTE	FUEL OIL		1 461			MAZOUT
	TOTAL - ORIG./DEST.			1 461			
	ST. JOHNS	GASOLINE	991	10 858			ESSENCE
		FUEL OIL	5 511	33 074			MAZOUT
	TOTAL - ORIG./DEST.		6 502	43 932			
	CHARLOTTETOWN	GASOLINE		509			ESSENCE
		FUEL OIL		3 300			MAZOUT
	TOTAL - ORIG./DEST.			3 809			
	HALIFAX	GASOLINE			7 966	24 756	ESSENCE
		FUEL OIL		31 867	17 588	81 918	MAZOUT
		PETROL-COAL PROD-NES			149	149	DERIVE PETR.CHARB.NDA
	TOTAL - ORIG./DEST.			31 867	25 703	106 823	
	SYDNEY	GASOLINE	7 257	8 079			ESSENCE
		FUEL OIL	7 402	14 074			MAZOUT
	TOTAL - ORIG./DEST.		14 659	22 153			
BATHURST	FUEL OIL	5 791	17 747			MAZOUT	
TOTAL - ORIG./DEST.		5 791	17 747				
CHATHAM	GASOLINE		1 162			ESSENCE	
	FUEL OIL		8 601			MAZOUT	
TOTAL - ORIG./DEST.			9 763				

TABLE 4. ORIGIN AND DESTINATION OF CARGOES HANDLED IN COASTWISE SHIPPING, BY SELECTED CANADIAN PORTS - OCT-DEC, 1981

TABLEAU 4. ORIGINE ET DESTINATION DES MARCHANDISES MANUTENTIONNEES EN CABOTAGE NATIONAL, SELON CERTAINS PORTS CANADIENS - OCT-DEC, 1981

METRIC TONNES - TONNES METRIQUE

SELECTED PORTS CERTAINS PORTS	ORIGIN OR DEST. ORIGINE OU DEST.	COMMODITY	TONS - TONNES LOADED - CHARGÉES		TONS - TONNES UNLOADED - DECHARGÉES		MARCHANDISES	
			QTR-QUART	YEAR-ANNEE	QTR-QUART	YEAR-ANNEE		
PORT HAWKESBURY	SAINT JOHN	CRUDE PETROLEUM		212 013			PETROLE BRUT	
		GASOLINE			29 215	93 419	ESSENCE	
		FUEL OIL		4 687	47 544	259 363	MAZOUT	
	TOTAL - ORIG./DEST.			216 700	76 759	352 782		
	GASPE	GASOLINE		1 235			ESSENCE	
		FUEL OIL		2 810			MAZOUT	
	TOTAL - ORIG./DEST.			4 045				
	GRINDSTONE	GASOLINE		1 070			ESSENCE	
	TOTAL - ORIG./DEST.			1 070				
	MONTREAL	CRUDE PETROLEUM		43 958	191 266		PETROLE BRUT	
		GASOLINE				7 257	45 775	ESSENCE
		FUEL OIL				20 318	208 123	MAZOUT
	PETROL.COAL PROD.NES		18 964	26 376		DERIVE PETR.CHARB.NDA		
TOTAL - ORIG./DEST.			62 922	217 642	27 575	253 898		
NEW RICHMOND	GASOLINE			546		ESSENCE		
	FUEL OIL			8 214		MAZOUT		
TOTAL - ORIG./DEST.				8 760				
PORT ALFRED	INORGANIC CHEMS. NES				8 279	8 279	PROD.CHIM.INDRG.NDA	
TOTAL - ORIG./DEST.					8 279	8 279		
PORT CARTIER	GASOLINE			705		ESSENCE		
	FUEL OIL		8 596	19 627		MAZOUT		
TOTAL - ORIG./DEST.			8 596	20 332				
QUEBEC	CRUDE PETROLEUM			29 299		PETROLE BRUT		
	GASOLINE		7 397	8 587		ESSENCE		
	FUEL OIL			2 660		MAZOUT		
TOTAL - ORIG./DEST.			7 397	40 546		14 898		
CLARKSON	GASOLINE					6 324	ESSENCE	
	FUEL OIL					33 543	MAZOUT	
TOTAL - ORIG./DEST.						39 867		
VANCOUVER	GASOLINE					16 581	ESSENCE	
	FUEL OIL					13 208	MAZOUT	
TOTAL - ORIG./DEST.						29 789		
SELECTED PORT TOTAL			105 867	651 271	149 938	847 217	TOTAL PAR PORT CHOISI	
SYDNEY	HALIFAX	GASOLINE			10 478	39 828	ESSENCE	
		FUEL OIL			22 614	66 528	MAZOUT	
	TOTAL - ORIG./DEST.				33 092	106 356		
	PORT HAWKESBURY	GASOLINE			7 257	8 079	ESSENCE	
		FUEL OIL			7 402	14 074	MAZOUT	
	TOTAL - ORIG./DEST.				14 659	22 153		
	SAINT JOHN	GASOLINE			3 006	12 042	ESSENCE	
		FUEL OIL			2 188	16 089	MAZOUT	
	TOTAL - ORIG./DEST.				5 194	28 131		
	HAVRE ST. PIERRE	RAILS & TRACK MATERIAL			289		RAILS,MAT.VOIE FERREE	
	TOTAL - ORIG./DEST.				289			
	MONTREAL	GASOLINE			6 353	39 592	ESSENCE	
		FUEL OIL			17 135	56 923	MAZOUT	
	TOTAL - ORIG./DEST.				23 488	96 515		
	PORT CARTIER	RAILS & TRACK MATERIAL		3 204	3 812		RAILS,MAT.VOIE FERREE	
	TOTAL - ORIG./DEST.			3 204	3 812			
	QUEBEC	GASOLINE				2 820	ESSENCE	
		FUEL OIL				19 545	MAZOUT	
	TOTAL - ORIG./DEST.					22 365		
	SEPT ILES	IRON ORE AND CONC				230 514	490 995	MINERAL,CONC.DE FER
	RAILS & TRACK MATERIAL			411		RAILS,MAT.VOIE FERREE		
TOTAL - ORIG./DEST.				411	230 514	490 995		
CLARKSON	GASOLINE				5 443	15 438	ESSENCE	
	FUEL OIL				6 297	16 881	MAZOUT	
TOTAL - ORIG./DEST.					11 740	32 319		
HAMILTON	FUEL OIL					5 503	MAZOUT	
TOTAL - ORIG./DEST.						5 503		
SARNIA	FUEL OIL					8 754	MAZOUT	
TOTAL - ORIG./DEST.						8 754		
THUNDER BAY	COAL,BITUMINOUS					25 191	CHARBON BITUMINEUX	
TOTAL - ORIG./DEST.						25 191		

TABLE 4. ORIGIN AND DESTINATION OF CARGOES HANDLED IN COASTWISE SHIPPING, BY SELECTED CANADIAN PORTS - OCT-DEC, 1981

TABLEAU 4. ORIGINE ET DESTINATION DES MARCHANDISES MANUTENTIONNEES EN CABOTAGE NATIONAL, SELON CERTAINS PORTS CANADIENS - OCT-DEC, 1981

SELECTED PORTS CERTAINS PORTS	ORIGIN OR DEST. ORIGINE OU DEST.	COMMODITY	METRIC TONNES - TONNES METRIQUE				MARCHANDISES
			TONS QTR-QUART	TONNES - CHARGÉES YEAR-ANNEE	TONS QTR-QUART	TONNES - DECHARGÉES YEAR-ANNEE	
SYDNEY	VANCOUVER	COAL, BITUMINOUS			34 473	75 079	CHARBON BITUMINEUX
	TOTAL - ORIG./DEST.				34 473	75 079	
SELECTED PORT TOTAL			3 204	4 512	353 160	913 361	TOTAL PAR PORT CHOISI
SAINT JOHN	BOTWOOD	GASOLINE	8 569	24 755			ESSENCE
		FUEL OIL	16 474	34 807			MAZOUT
	TOTAL - ORIG./DEST.		25 043	59 562			
	BURIN	FUEL OIL	1 287	2 301			MAZOUT
	TOTAL - ORIG./DEST.		1 287	2 301			
	BURGED	FUEL OIL		1 525			MAZOUT
	TOTAL - ORIG./DEST.			1 525			
	CATALINA	GASOLINE	272	272			ESSENCE
		FUEL OIL	319	319			MAZOUT
	TOTAL - ORIG./DEST.		591	591			
	CLARENVILLE	GASOLINE	454	454			ESSENCE
		FUEL OIL	624	624			MAZOUT
	TOTAL - ORIG./DEST.		1 078	1 078			
	CORNER BROOK	GASOLINE	4 733	13 148			ESSENCE
		FUEL OIL	1 494	11 535			MAZOUT
	TOTAL - ORIG./DEST.		6 227	24 683			
	FORTUNE	FUEL OIL		2 080			MAZOUT
	TOTAL - ORIG./DEST.			2 080			
	HARBOUR BRETON	FUEL OIL		2 738			MAZOUT
	TOTAL - ORIG./DEST.			2 738			
	HARBOUR GRACE	GASOLINE	746	746			ESSENCE
		FUEL OIL	907	907			MAZOUT
	TOTAL - ORIG./DEST.		1 653	1 653			
	AMEA	GASOLINE		575			ESSENCE
	TOTAL - ORIG./DEST.			575			
	WILLYROOD	GASOLINE	1 240	1 240			ESSENCE
		FUEL OIL	310	310			MAZOUT
	TOTAL - ORIG./DEST.		1 550	1 550			
	LEWISPORTE	FUEL OIL		581			MAZOUT
	TOTAL - ORIG./DEST.			581			
	LONG POND	GASOLINE		7 100			ESSENCE
		FUEL OIL		7 935			MAZOUT
	TOTAL - ORIG./DEST.			15 035			
	MARYSTOWN	GASOLINE		1 139			ESSENCE
		FUEL OIL		3 152			MAZOUT
	TOTAL - ORIG./DEST.			4 291			
	ST. JOHNS	GASOLINE	4 972	54 328			ESSENCE
		FUEL OIL	6 771	101 179			MAZOUT
	TOTAL - ORIG./DEST.		11 743	155 507			
	STEPHENVILLE	GASOLINE		2 505			ESSENCE
		FUEL OIL		5 141			MAZOUT
	TOTAL - ORIG./DEST.			7 646			
	NFLD-NES/T-N -NDA	GASOLINE		1 618			ESSENCE
		FUEL OIL		3 103			MAZOUT
	TOTAL - ORIG./DEST.			4 721			
	CHARLOTTE TOWN	GASOLINE	18 901	47 846			ESSENCE
		FUEL OIL	25 331	57 443			MAZOUT
	TOTAL - ORIG./DEST.		44 232	105 289			
	BRIEGEWATER	GASOLINE		3 335			ESSENCE
		FUEL OIL		4 431			MAZOUT
	TOTAL - ORIG./DEST.			7 766			
	DIGBY	GASOLINE	4 414	15 364			ESSENCE
		FUEL OIL	4 595	13 202			MAZOUT
	TOTAL - ORIG./DEST.		9 009	28 566			
	HALIFAX	GASOLINE	59 168	191 886	51 840	206 304	ESSENCE
		FUEL OIL	76 533	314 755	45 777	175 189	MAZOUT
	TOTAL - ORIG./DEST.		135 701	506 641	97 617	381 493	
	LIVERPOOL	GASOLINE	352	730			ESSENCE
		FUEL OIL	414	841			MAZOUT
	TOTAL - ORIG./DEST.		766	1 571			

TABLE 4. ORIGIN AND DESTINATION OF CARGOES HANDLED IN COASTWISE SHIPPING, BY SELECTED CANADIAN PORTS - OCT-DEC, 1981

TABLEAU 4. ORIGINE ET DESTINATION DES MARCHANDISES MANUTENTIONNEES EN CALOTAGE NATIONAL, SELON CERTAINS PORTS CANADIENS - OCT-DEC, 1981

SELECTED PORTS CERTAINS PORTS	ORIGIN OR DEST. ORIGINE OU DEST.	COMMODITY	METRIC TONNES - TONNES METRIQUE		MARCHANDISES
			TONS LOADED QTR-QUART	TONNES - CHARGÉES YEAR-ANNEE	
SAINT JOHN	MARGARETSVILLE	GASOLINE	5 668	20 354	ESSENCE
		FUEL OIL	9 405	29 592	MAZOUT
	TOTAL - ORIG./DEST.		15 073	49 946	
PICTOU		FUEL OIL	14 388	26 620	MAZOUT
		TOTAL - ORIG./DEST.	14 388	26 620	
PORT HAWKESBURY	CRUDE PETROLEUM	GASOLINE	29 215	93 419	212 013 PETROLE BRUT
		FUEL OIL	47 544	259 363	ESSENCE
		TOTAL - ORIG./DEST.	76 759	352 782	4 687 MAZOUT 216 700
SHELburnE	GASOLINE	FUEL OIL	2 217	8 323	ESSENCE
		TOTAL - ORIG./DEST.	6 990	17 875	26 198 MAZOUT
SYDNEY	GASOLINE	FUEL OIL	3 006	12 042	ESSENCE
		TOTAL - ORIG./DEST.	2 188	16 089	5 194 MAZOUT
YARMOUTH	GASOLINE	FUEL OIL	1 664	6 727	ESSENCE
		TOTAL - ORIG./DEST.	3 586	16 767	5 250 MAZOUT
BATHURST	GASOLINE	FUEL OIL	2 376	3 325	ESSENCE
		TOTAL - ORIG./DEST.	812	32 281	3 188 MAZOUT
CHATHAM	GASOLINE			6 094	ESSENCE
		TOTAL - ORIG./DEST.		6 094	
DALHOUSIE	FUEL OIL			33 489	MAZOUT
		TOTAL - ORIG./DEST.		33 489	
GRAND MANAN	GASOLINE	FUEL OIL	279	3 129	ESSENCE
		TOTAL - ORIG./DEST.	821	2 974	1 100 MAZOUT
NEWCASTLE	GASOLINE	FUEL OIL	907	1 751	ESSENCE
		TOTAL - ORIG./DEST.	2 370	4 950	3 277 MAZOUT
BAIE COMEAU	GASOLINE	FUEL OIL	3 616	6 554	ESSENCE
		TOTAL - ORIG./DEST.	6 200	6 825	9 816 MAZOUT
CHICOUTIMI	GASOLINE	FUEL OIL	6 159	36 976	ESSENCE
		TOTAL - ORIG./DEST.	3 727	42 881	9 886 MAZOUT
GASPE	GASOLINE	FUEL OIL	8 549	30 759	ESSENCE
		TOTAL - ORIG./DEST.	10 616	45 398	19 165 MAZOUT
GRINOSTONE	GASOLINE	FUEL OIL	967	2 228	ESSENCE
		TOTAL - ORIG./DEST.	1 814	5 898	2 781 MAZOUT
MATANE	GASOLINE	FUEL OIL	7 240	15 894	ESSENCE
		TOTAL - ORIG./DEST.	6 179	12 772	13 419 MAZOUT
MONTREAL	GASOLINE	FUEL OIL	23 427	35 765	ESSENCE
		TOTAL - ORIG./DEST.	36 335	50 912	5 212 MAZOUT 6 210
NEW RICHMOND	FUEL OIL			16 682	MAZOUT
		TOTAL - ORIG./DEST.		16 682	
PASPEBIAC	GASOLINE	FUEL OIL	725	725	ESSENCE
		TOTAL - ORIG./DEST.	1 207	1 207	1 932 MAZOUT
PORT ALFRED	GASOLINE	FUEL OIL		6 827	ESSENCE
		TOTAL - ORIG./DEST.		3 648	10 475 MAZOUT
PORT CARTIER	FUEL OIL		6 747	6 747	MAZOUT
		TOTAL - ORIG./DEST.	6 747	6 747	
PORT MENIER	GASOLINE	FUEL OIL	181	1 004	ESSENCE
		TOTAL - ORIG./DEST.	942	2 872	1 123 MAZOUT
QUEBEC	GASOLINE	FUEL OIL	27 450	77 965	ESSENCE
		TOTAL - ORIG./DEST.	5 107	39 255	71 351 MAZOUT 71 351

TABLE 4. ORIGIN AND DESTINATION OF CARGOES HANDLED IN COASTWISE SHIPPING, BY SELECTED CANADIAN PORTS - OCT-DEC, 1981

TABLEAU 4. ORIGINE ET DESTINATION DES MARCHANDISES MANUTENTIONNEES EN CABOTAGE NATIONAL, SELON CERTAINS PORTS CANADIENS - OCT - DEC, 1981

SELECTED PORTS CERTAINS PORTS	ORIGIN OR DEST. ORIGINE DU DEST.	COMMODITY	METRIC TONNES - TONNES METRIQUE		MARCHANDISES			
			TONS LOADED - QTR-QUART	TONNES - CHARGÉES YEAR-ANNEE		TONS UNLOADED - QTR-QUART	TONNES - DECHARGÉES YEAR-ANNEE	
SAINT JOHN	RIMOUSKI	GASOLINE	5 806	18 321	ESSENCE			
		FUEL OIL	1 957	16 681				
	TOTAL - ORIG./DEST.		7 763	35 002	MAZOUT			
	RIVIERE DU LOUP	GASOLINE	2 461	5 910	ESSENCE			
		FUEL OIL	2 002	9 671				
	TOTAL - ORIG./DEST.		4 463	15 581	MAZOUT			
	TROIS RIVIERES	GASOLINE		21 145	ESSENCE			
		FUEL OIL		35 731				
	TOTAL - ORIG./DEST.			56 876	MAZOUT			
	QUEBEC-NORTH/NORD	GASOLINE		533	ESSENCE			
FUEL OIL			10 189					
TOTAL - ORIG./DEST.			10 722	MAZOUT				
QUEBEC-NES/NDA	GASOLINE	1 157	4 338	ESSENCE				
	FUEL OIL	3 005	3 483					
TOTAL - ORIG./DEST.		4 162	7 821	MAZOUT				
CLARKSON	LUBRICATING OIL, GREASE			4 990	12 106	HUILE, GRAISSE LUBRIF.		
TOTAL - ORIG./DEST.				4 990	12 106			
SELECTED PORT TOTAL			545 892	2 106 910	107 819	688 862	TOTAL PAR PORT CHOISI	
BAIE COMEAU	HALIFAX	GASOLINE			2 786	ESSENCE		
		FUEL OIL			12 132	MAZOUT		
TOTAL - ORIG./DEST.					14 918			
SAINT JOHN	GASOLINE			3 616	6 554	ESSENCE		
		FUEL OIL			6 200	6 825	MAZOUT	
TOTAL - ORIG./DEST.				9 816	13 379			
BECAUCOUR	ALUMINIUM		2 784			ALUMINIUM		
TOTAL - ORIG./DEST.			2 784					
MATANE	FRESH FRUITS, BERRIES POTATOES MISC. FOOD PREP. NES NON-ALCOHOLIC BEVERAGE ALE, BEER, STOUT, PORTER DIST. ALCOHOLIC BEV. PULPWOOD SLAG, DROSS, BY-PRODUCTS SULPHUR IN DRES LUMBER AND TIMBER VENEER, PLYWOOD PULP NEWSPRINT PAPER PAPERBOARD WET MACHINE BOARD TEXTILE FAB. MTL NES METALLIC SALTS INORGANIC CHEMS. NES ORGANIC CHEMICALS NES POTASH FERTILIZERS NES FUEL OIL LUBRICATING OIL, GREASE COAL TAR, PITCH PRIMARY IRON, STEEL NES BARS AND RODS, STEEL ALUMINIUM NON-FERROUS METALS NES METAL FAB. BASIC PROD. BUILDING BRICK, CLAY BRICKS, TILES NES NON-MET. MIN. BASIC PROD MACHINERY NES ROAD MOTOR VEH. NES EQUIPMENT MISC. CONTAINERS, CLOSURES GENERAL CARGO		497	1 989	20	73	FRUITS FRAIS, BAIES	
					54	20	20	POMMES DE TERRE
						54	54	DIV. PREP. ALIM. NDA
						96	96	BOISSONS NON-ALCOOLIQ.
						196	196	ALE, BIÈRE, STOUT, PORTER
						24	24	BOISS. ALCOOL. DIST.
						3 250	3 250	BOIS A PATE
								POUS. GUEUL. SCOR. PROD.
						2 972	10 086	SOUFRE EN MINERAI
						118	171	BOIS D OEUVRE ET CHARP
						19 977	39 338	PLACAGES, CONTRE-PLAQ.
								PATE
				63 804	199 253			PAPIER JOURNAL
						1 196	1 751	CARTON
							121	CARTON EN PATE PRESSE
							196	OUVR. EN MAT. TEXT. NDA
							111	SELS METALLIQUES
							272	PROD. CHIM. INORG. NDA
							138	PROD. CHIM. ORGAN. NDA
							152	POTASSE
							1 739	ENGRAIS CHIMIQUES NDA
						82	244	MAZOUT
							41	HUILE, GRAISSE LUBRIF.
							40	GOUDRON, BRAI DE BOUIL.
							27	FER, ACIER PRIMAIR. NDA
						66	797	BARRÉS ET TIGES ACIER
				12 307	57 614		29	ALUMINIUM
							42	METAUX NON-FERREUX NDA
							18	OUVR. DE BASE EN METAL
							201	BRIQ. A BATIR ARGILE
							359	BRIQUES, TUILES NDA
							58	PROD. MIN. NON-MET. BASE
			60		322	MACHINES NDA		
					71	VEH. AUTDM. ROUTIERS NDA		
			89			MATERIEL OUVERS		
					5	CONTENEURS, FERMETURES		
TOTAL - ORIG./DEST.		76 608	259 005	25 881	61 367	MARCHANDISES DIVERSES		
MONTREAL	SALT LUMBER AND TIMBER METALLIC SALTS GASOLINE FUEL OIL ALUMINIUM GENERAL CARGO				137	SEL		
					24	BOIS D OEUVRE ET CHARP		
					228	SELS METALLIQUES		
					6 102	31 170	ESSENCE	
					40 685	138 383	MAZOUT	
TOTAL - ORIG./DEST.			805	68	29	ALUMINIUM		
TOTAL - ORIG./DEST.			873	46 787	169 971	MARCHANDISES DIVERSES		
PORT MENLOK	PULPWOOD				10 068	BOIS A PATE		

TABLE 4. ORIGIN AND DESTINATION OF CARGOES HANDLED IN COASTWISE SHIPPING, BY SELECTED CANADIAN PORTS - OCT-DEC, 1981
 TABLEAU 4. ORIGINE ET DESTINATION DES MARCHANDISES MANUTENTIONNEES EN CABOTAGE NATIONAL, SELON CERTAINS PORTS CANADIENS - OCT-DEC, 1981

SELECTED PORTS CERTAINS PORTS	ORIGIN OR DEST. ORIGINE OU DEST.	COMMODITY	TONS - TONNES		TONS - TONNES		MARCHANDISES	
			LOADED - CHARGÉES QTR-QUART	YEAR-ANNEE	UNLOADED - DECHARGÉES QTR-QUART	YEAR-ANNEE		
BAIE COMEAU	PORT MENIER	MACHINERY NES	30	30			MACHINES NDA	
	TOTAL - ORIG./DEST.		30	30		10 068		
	QUEBEC	FUEL OIL ALUMINUM		1 136	16 065	41 070	MAZOUT ALUMINIUM	
	TOTAL - ORIG./DEST.			1 136	16 065	41 070		
	CLARKSON	GASOLINE FUEL OIL				2 949	ESSENCE MAZOUT	
	TOTAL - ORIG./DEST.					10 194 13 143		
	GODERICH	BARLEY CORN SALT			7 904	7 904	ORGE	
	TOTAL - ORIG./DEST.				31 659 10 197 49 760	31 659 28 122 67 685	MAIS SEL	
	KINGSTON	BARLEY				6 998	ORGE	
	TOTAL - ORIG./DEST.					6 998		
	MIDLAND	WHEAT				21 153	BLE	
	TOTAL - ORIG./DEST.					21 153		
	PORT COLBORNE	BARLEY CORN RYE			10 188 21 326	10 188 54 317	ORGE MAIS SEIGLE	
	TOTAL - ORIG./DEST.				31 514	70 598		
	PORT STANLEY	CORN			21 160	21 160	MAIS	
TOTAL - ORIG./DEST.				21 160	21 160			
PRESCOTT	CORN			1 767	1 767	MAIS		
TOTAL - ORIG./DEST.				1 767	1 767			
THUNDER BAY	BARLEY CORN RYE WHEAT FLAXSEED RAPESEED			100 700 9 845 4 499 197 781 5 928 14 761	159 483 9 845 19 617 848 874 14 795 38 370	ORGE MAIS SEIGLE BLE GRAINE DE LIN GRAINE DE COLZA		
TOTAL - ORIG./DEST.				333 514	1 090 984			
SELECTED PORT TOTAL			76 638	263 828	536 264	1 604 261	TOTAL PAR PORT CHOISI	
CONTRECOEUR	LONG HARBOUR	PHOSPHATE ROCK INORGANIC CHEMS. NES	12 814	35 526			ROCHE PHOSPHATEE PROD. CHIM. INORG. NDA	
	TOTAL - ORIG./DEST.		12 814	35 526		32 701	32 701	
	MONTREAL	IRON AND STEEL SCRAP GASOLINE FUEL OIL				800 107 907	667 800 1 465 2 932	DECHETS DE FER ACIER ESSENCE MAZOUT
	TOTAL - ORIG./DEST.							
	PORT CARTIER	IRON ORE AND CONC TITANIUM ORE			284 042 46 856 330 898	1 176 006 46 856 1 222 862	MINERAIS, CONC. DE FER MINERAIS DE TITANE	
	TOTAL - ORIG./DEST.							
	SEPT ILES	IRON AND STEEL SCRAP LUMBER AND TIMBER PIG IRON PRIMARY IRON, STEEL NES BARS AND RODS, STEEL PLATE & SHEET STEEL STRUCTURAL SHAPES GENERAL CARGO					570 570	DECHETS DE FER ACIER BOIS D'OEUVRE ET CHARP FER EN GUEUSE FER, ACIER PRIMAIRE, NDA BARRES ET TIGES ACIER TOLES, FEUILLES D'ACIER PROFILES DE CONSTRUCT. MARCHANDISES DIVERSES
	TOTAL - ORIG./DEST.		1 577	4 994	570	570		
	HAMILTON	COKE					2 804	COKE
	TOTAL - ORIG./DEST.						2 804	
	OSHAWA	RAW SUGAR SUGAR, NES	10 790 9 517 20 307	15 310 9 517 24 827				SUCRE BRUT SUCRE, NDA
	TOTAL - ORIG./DEST.							
	THOROLD	ALUMINA, BAUXITE ORES						MINERAIS ALUMINE, BAUX.
	TOTAL - ORIG./DEST.							
	SELECTED PORT TOTAL			34 698	68 792	332 375	1 261 869	TOTAL PAR PORT CHOISI
HAVRE ST. PIERRE	SYDNEY	RAILS & TRACK MATERIAL					289	RAILS, MAT. VOIE FERREE
	TOTAL - ORIG./DEST.						289	
	BLANC SABLON	ASPHALTS, ROAD OILS COAL TAR, PITCH MACHINERY NES						ASPHALTE, BITUME LIQ. GOUDRON, BRAI DE BOUIL. MACHINES NDA
TOTAL - ORIG./DEST.		20	82	20	43			

TABLE 4. ORIGIN AND DESTINATION OF CARGOES HANDLED IN COASTWISE SHIPPING, BY SELECTED CANADIAN PORTS - OCT-DEC, 1981

TABLEAU 4. ORIGINE ET DESTINATION DES MARCHANDISES MANUTENTIONNEES EN CABOTAGE NATIONAL, SELON CERTAINS PORTS CANADIENS - OCT-DEC, 1981

SELECTED PORTS CERTAINS PORTS	ORIGIN OR DEST. ORIGINE DU DEST.	COMMODITY	METRIC TONNES - TONNES METRIQUE		TONS - TONNES		MARCHANDISES		
			TONS LOADED - QTR-QUART	TONNES - CHARGEES YEAR-ANNEE	UNLOADED - QTR-QUART	TONNES - DECHARGEES YEAR-ANNEE			
HAVRE ST. PIERRE	BLANC SABLON	TRUCKS AND CHASSIS		4	2	10	CAMIONS ET CHASSIS		
		MOTOR VEHICLE ENGINES				4	MOTEURS DE VEH.AUTOM.		
		SHIPS, AIRCRAFT, MIS.VEH				2	NAVIRES, AVIONS, VEH.DIV		
		EQUIPMENT MISC.		8			MATERIEL DIVERS		
		GENERAL CARGO	3	124	6	58	MARCHANDISES DIVERSES		
	TOTAL - ORIG./DEST.		23	764	28	117			
MONTREAL	GASOLINE				314	1 845	ESSENCE		
		FUEL OIL			79	5 989	MAZOUT		
	TOTAL - ORIG./DEST.				393	7 834			
PORT CARTIER	SHIPS, AIRCRAFT, MIS.VEH			3			NAVIRES, AVIONS, VEH.DIV		
	TOTAL - ORIG./DEST.			3					
ST. AUGUSTIN	GENERAL CARGO		3	11			MARCHANDISES DIVERSES		
	TOTAL - ORIG./DEST.		3	11					
SEPT ILES	METAL FAB.BASIC PROD.			19			OUVR.DE BASE EN METAL		
		MACHINERY NES		2			MACHINES NDA		
	EQUIPMENT MISC.			4		MATERIEL DIVERS			
	TOTAL - ORIG./DEST.			25					
SOREL	TITANIUM ORE		1 920	407			MINERAIS DE TITANE		
	TOTAL - ORIG./DEST.		1 920	407					
QUEBEC-NES/NDA	SAND AND GRAVEL	WOOD FAB.MATERIALS		1			SABLE ET GRAVIERS		
		EXPLOS., FUSES, CAPS		1 129			DEMI-PRODUITS EN BOIS		
		GASOLINE	101	101			EXPLOS., AMORCES, DET.		
		PIPES, TUBES: IRON, STEEL					ESSENCE		
		COPPER AND ALLOYS		3		9	TUYAUX, TUBES: FER, ACIER		
		CEMENT		24			CUIVRE ET ALLIAGES		
		NON-MET.MIN.BASIC PROD		6			CIMENT		
		TRACTORS		5			PROD.MIN.NON-MET.BASE		
		MACHINERY NES		11 926		44	TRACTEURS		
		TRUCKS AND CHASSIS		56			MACHINES NDA		
		ROAD MOTOR VEH. NES		17			61	CAMIONS ET CHASSIS	
		SHIPS, AIRCRAFT, MIS.VEH					4	VEH.AUTOM.ROUTERS NDA	
		EQUIPMENT MISC.					2	NAVIRES, AVIONS, VEH.DIV	
		MISC. END PRODUCTS NES					11	MATERIEL DIVERS	
		GENERAL CARGO	308	885				PRODUITS FINIS DIV.NDA	
			TOTAL - ORIG./DEST.	409	14 287		57	185	MARCHANDISES DIVERSES
							101	381	
RODERICH	SALT					6 998	SEL		
	TOTAL - ORIG./DEST.					6 998			
SELECTED PORT TOTAL			435	1 935 497	522	15 619	TOTAL PAR PORT CHOISI		
MONTREAL	BAIE VERTE	GASOLINE		368			ESSENCE		
		FUEL OIL		1 334			MAZOUT		
	TOTAL - ORIG./DEST.			1 702					
BOTWOOD	GASOLINE			5 304			ESSENCE		
		FUEL OIL		4 059			MAZOUT		
	TOTAL - ORIG./DEST.			9 363					
CORNER BROOK	GASOLINE		5 942	24 955			ESSENCE		
		FUEL OIL	4 227	32 692			MAZOUT		
		CONTAINERIZED FREIGHT	18 445	69 920	1 257	3 832	FRET CONTENEURESE		
	TOTAL - ORIG./DEST.	28 614	127 567	1 257	3 832				
GOOSE BAY	GASOLINE		1 136	6 679			ESSENCE		
		FUEL OIL	5 046	15 145			MAZOUT		
	TOTAL - ORIG./DEST.	6 182	21 824						
HOLYROOD	GASOLINE			5 421			ESSENCE		
				5 421					
	TOTAL - ORIG./DEST.			5 421					
LEWISPORTE	GASOLINE			15 525			ESSENCE		
		FUEL OIL	19 685	32 436			MAZOUT		
	TOTAL - ORIG./DEST.	19 685	47 961						
LITTLE BAY	GASOLINE			499			ESSENCE		
				499					
	TOTAL - ORIG./DEST.			499					
LONG POND	GASOLINE			6 865			ESSENCE		
		FUEL OIL		7 257			MAZOUT		
		METAL FAB.BASIC PROD.		70			OUVR.DE BASE EN METAL		
	TOTAL - ORIG./DEST.			14 192					
MARYSTOWN	PLATE & SHEET STEEL			955			TOLES, FEUILLES D ACIER		
		STRUCTURAL SHAPES		649			PROFILES DE CONSTRUCT.		
	TOTAL - ORIG./DEST.			1 604					
ST. JOHNS	GASOLINE		7 127	18 488			ESSENCE		

TABLE 4. ORIGIN AND DESTINATION OF CARGOES HANDLED IN COASTWISE SHIPPING, BY SELECTED CANADIAN PORTS - OCT-DEC, 1981

TABLEAU 4. ORIGINE ET DESTINATION DES MARCHANDISES MANUTENTIONNEES EN CABOTAGE NATIONAL, SELON CERTAINS PORTS CANADIENS - OCT-DEC, 1981

SELECTED PORTS CERTAINS PORTS	ORIGIN OR DEST. ORIGINE OU DEST.	COMMODITY	TONS - TONNES		TONS - TONNES		MARCHANDISES
			LOADED - QTR-QUART	CHARGEES YEAR-ANNEE	UNLOADED - QTR-QUART	DECHARGEES YEAR-ANNEE	
MONTREAL	ST. JOHNS	FUEL OIL	9 730	40 908			MAZOUT
		CONTAINERIZED FREIGHT	53 028	217 695	5 060	12 669	FRET CONTENEURESE
	TOTAL - ORIG./DEST.		69 885	277 091	5 060	12 669	
	NFLD-NES/T-N -NDA	GASOLINE		2 071			ESSENCE
		FUEL OIL		2 064			MAZOUT
	TOTAL - ORIG./DEST.			4 135			
	CHARLOTTETOWN	GASOLINE	7 455	19 590			ESSENCE
		FUEL OIL	7 285	33 478			MAZOUT
	TOTAL - ORIG./DEST.		14 740	53 068			
	HALIFAX	GYPSUM			102 997	290 389	GYPSE
		GASOLINE	513	35 295	7 296	16 376	ESSENCE
		FUEL OIL	47 100	152 829		8 942	MAZOUT
	TOTAL - ORIG./DEST.		47 613	188 124	110 293	315 707	
	LITTLE NARROWS	GYPSUM			22 809	154 367	GYPSE
	TOTAL - ORIG./DEST.				22 809	154 367	
	PICTOU	FUEL OIL		6 163			MAZOUT
	TOTAL - ORIG./DEST.			6 163			
	PORT HAWKESBURY	CRUDE PETROLEUM			43 958	191 266	PETROLE BRUT
		GASOLINE	7 257	45 775			ESSENCE
		FUEL OIL	20 318	208 123			MAZOUT
		PETROL.COAL PROD.NES			18 964	26 376	DERIVE PETR.CHARB.NDA
	TOTAL - ORIG./DEST.		27 575	253 898	62 922	217 642	
	PUGWASH	SALT			9 969	44 122	SEL
	TOTAL - ORIG./DEST.				9 969	44 122	
	SYDNEY	GASOLINE	6 353	39 592			ESSENCE
		FUEL OIL	17 135	56 923			MAZOUT
	TOTAL - ORIG./DEST.		23 488	96 515			
	BATHURST	FUEL OIL		6 622			MAZOUT
	TOTAL - ORIG./DEST.			6 622			
	BELLEFUNE	GASOLINE	17 514	45 911			ESSENCE
		FUEL OIL	14 270	49 222			MAZOUT
	TOTAL - ORIG./DEST.		31 784	95 133			
	CHATHAM	GASOLINE	14 365	23 988			ESSENCE
		FUEL OIL	5 363	14 720			MAZOUT
	TOTAL - ORIG./DEST.		19 728	38 708			
	DALHOUSIE	FUEL OIL		28 662			MAZOUT
	TOTAL - ORIG./DEST.			28 662			
	NEWCASTLE	GASOLINE		1 317			ESSENCE
		FUEL OIL	13 108	22 805			MAZOUT
	TOTAL - ORIG./DEST.		13 108	24 122			
	SAINT JOHN	GASOLINE			23 427	35 765	ESSENCE
		FUEL OIL	5 212	6 210	36 335	50 912	MAZOUT
	TOTAL - ORIG./DEST.		5 212	6 210	59 762	86 677	
	N.B.-NES/NDA	FUEL OIL		6 349			MAZOUT
	TOTAL - ORIG./DEST.			6 349			
	BATE COMEAU	SALT		137			SEL
		LUMBER AND TIMBER		24			BOIS D DEUVRE ET CHARP
		METALLIC SALTS		228			SELS METALLIQUES
		GASOLINE	6 102	31 170			ESSENCE
		FUEL OIL	40 685	138 383			MAZOUT
		ALUMINIUM				805	ALUMINIUM
		GENERAL CARGO		29		68	MARCHANDISES DIVERSES
	TOTAL - ORIG./DEST.		46 787	169 971		873	
	BLANC SABLON	GASOLINE	563	1 064			ESSENCE
		FUEL OIL	1 905	3 811			MAZOUT
	TOTAL - ORIG./DEST.		2 468	4 875			
	BLACK CAPE	GASOLINE	1 745	4 734			ESSENCE
		FUEL OIL	7 384	11 139			MAZOUT
	TOTAL - ORIG./DEST.		9 129	15 873			
	CARLETON	PLATE & SHEET STEEL		318			TOLES,FEUILLES D ACIER
	TOTAL - ORIG./DEST.			318			
	CHICOUTIMI	GASOLINE	105 232	247 325			ESSENCE
		FUEL OIL	65 224	156 461			MAZOUT
	TOTAL - ORIG./DEST.		170 456	403 786			
	FDRESVILLE	METALLIC SALTS		25			SELS METALLIQUES

TABLE 4. ORIGIN AND DESTINATION OF CARGOES HANDLED IN COASTWISE SHIPPING, BY SELECTED CANADIAN PORTS - OCT-DEC, 1981

TABLEAU 4. ORIGINE ET DESTINATION DES MARCHANDISES MANUTENTIONNEES EN CABOTAGE NATIONAL, SELON CERTAINS PORTS CANADIENS - OCT-DEC, 1981

METRIC TONNES - TONNES METRIQUE

SELECTED PORTS CERTAINS PORTS	ORIGIN OR DEST. ORIGINE OU DEST.	COMMODITY	TONS - TONNES LOADED - CHARGEES		TONS - TONNES UNLOADED - DECHARGEES		MARCHANDISES
			QTR-QUART	YEAR-ANNEE	QTR-QUART	YEAR-ANNEE	
MONTREAL	FORESTVILLE	GASOLINE	1 796	3 280			ESSENCE
		FUEL OIL	5 265	7 296			MAZOUT
	TOTAL - ORIG./DEST.		7 061	10 601			
	GASPE	METALLIC SALTS		80			SELS METALLIQUES
		GASOLINE	3 494	10 523			ESSENCE
		FUEL OIL	4 295	20 264			MAZOUT
	TOTAL - ORIG./DEST.		7 789	30 867			
	GRINDSTONE	FISH,FRESH OR FROZEN			10		POISSON,FRAIS OU CONG.
		WHEAT FLOUR	272	340			FARINE DE BLE
		FRUIT,PRES.NOT CANNED		300			CONS. FRUITS NON BOITE
		FRUITS, PREP. CANNED		876			FRUITS PREP. EN BOITE
		VEGETABLE PREP.NES	1 043	1 043			PREP. DE LEGUMES NDA
		MISC.FOOD PREP.NES		695			DIV.PREP.ALIM.NDA
		FEEDS,VEGETABLE ORIGIN		23			PROV D ORIGINEVEGETALE
		FEEDS OF ANIMAL ORIGIN			147	873	PROV.DORIGINE ANIMALE
		ALE,BEER, STOUT,PORTER	210	638			ALE,BIERE, STOUT,PORTER
		BOLTS,ROUND TIMBER	91	415			BILLOTS,BDIS RONDS
		CRUDE WOOD MTLs. NES	190	190			MATIERES BOIS BRUT NDA
		LUMBER AND TIMBER	725	2 500			BOIS D OEUVRE ET CHARP
		SAWMILL PRODUCTS NES		36			SCIAGES NDA
		WOOD FAB.MATERIALS		108			DEMI-PRODUITS EN BOIS
		BLDG.PAPER AND BOARD	567	1 456			PLAQ.CONSTR.,PAP/CART.
		TEXTILE FAB.MTL NES		86			OUVR.EN MAT.TEXT.NDA
		FISH,MARINE ANIMAL DIL			53	391	HUIL,DE POLSSON,AN.MAR
		METALLIC SALTS	200	200			SELS METALLIQUES
		INORGANIC CHEMS. NES	41	41			PRDD.CHIM.INORG.NDA
		DYESTUFF,PIGMENT,PAINT		25			MAT.COLOR.PIG.PEINTURE
		GASOLINE		3 192			ESSENCE
		FUEL OIL	73	8 440			MAZOUT
		STRUCTURAL SHAPES	550	1 178	103	103	PROFILES DE CONSTRUCT.
		PIPES,TUBES:IRON,STEEL		125			TUYAUX,TUBES:FER,ACIER
		METAL FAB.BASIC PROD.	869	2 318			OUVR.DE BASE EN METAL
		GLASS BASIC PRODUCTS			20	20	DUVR.DE BASE EN VERRE
		CEMENT	581	2 196			CIEMENT
		MACHINERY NES	163	889	111	242	MACHINES NDA
		PASS.AUTOS AND CHASSIS		134			VOITURES PART.,CHASSIS
		EQUIPMENT MISC.		80			MATERIEL DIVERS
		CONTAINERS,CLOSURES		72	39	330	CONTENEURS,FERMETURES
		GENERAL CARGO	678	3 674	113	430	MARCHANDISES DIVERSES
	TOTAL - ORIG./DEST.		6 253	31 270	586	2 399	
	HAVRE ST. PIERRE	GASOLINE	314	1 845			ESSENCE
		FUEL OIL	79	5 989			MAZOUT
	TOTAL - ORIG./DEST.		393	7 834			
	MATANE	FUEL OIL	7 898	22 189			MAZOUT
	TOTAL - ORIG./DEST.		7 898	22 189			
	MONT LOUIS	FUEL OIL	14 992	49 175			MAZOUT
	TOTAL - ORIG./DEST.		14 992	49 175			
	CONTRECOEUR	IRON AND STEEL SCRAP		667			DECHETS DE FER ACIER
		GASOLINE	800	800			ESSENCE
		FUEL OIL	107	1 465			MAZOUT
	TOTAL - ORIG./DEST.		907	2 932			
	LANORAIE	FUEL OIL	30	1 004			MAZOUT
	TOTAL - ORIG./DEST.		30	1 004			
	VARENNES	FUEL OIL	7 580	15 277		29 244	MAZOUT
	TOTAL - ORIG./DEST.		7 580	15 277		29 244	
	NEW RICHMOND	SALT		200			SEL
		GASOLINE		2 344			ESSENCE
		FUEL OIL		8 777			MAZOUT
	TOTAL - ORIG./DEST.			11 321			
	PASPEBIAC	SALT		73			SEL
	TOTAL - ORIG./DEST.			73			
	POINT AU PIC	SALT		146			SEL
	TOTAL - ORIG./DEST.			146			
	PORT ALFRED	FUEL OIL	44 389	129 284			MAZOUT
	TOTAL - ORIG./DEST.		44 389	129 284			
	PORT CARTIER	IRON DRE AND CONC			27 553	27 553	MINERAI,CONC.DE FER
		GASOLINE	19 258	25 588			ESSENCE
		FUEL OIL	55 300	186 072			MAZOUT
		RAILS & TRACK MATERIAL		44			RAILS,MAT.VOIE FERREE
		MACHINERY NES	84	84			MACHINES NDA
		GENERAL CARGO	100	100			MARCHANDISES DIVERSES
	TOTAL - ORIG./DEST.		74 742	211 888	27 553	27 553	

TABLE 4. ORIGIN AND DESTINATION OF CARGOES HANDLED IN COASTWISE SHIPPING, BY SELECTED CANADIAN PORTS - OCT-DEC, 1981

TABLEAU 4. ORIGINE ET DESTINATION DES MARCHANDISES MANUTENTIONNEES EN CABOTAGE NATIONAL, SELON CERTAINS PORTS CANADIENS - OCT-DEC, 1981

SELECTED PORTS CERTAINS PORTS	ORIGIN OR DEST. ORIGINE OU DEST.	COMMODITY	METRIC TONNES - TONNES METRIQUE		MARCHANDISES
			TONS LOADED - QTR-QUART	TONNES CHARGEES YEAR-ANNEE	
MONTREAL	QUEBEC	WHEAT	6 300	6 300	BLE
		ORGANIC CHEMICALS NES		1 402	PROD.CHIM.ORGAN.NDA
		GASOLINE	104 870	467 163	ESSENCE
		FUEL OIL	125 942	413 132	MAZDUT
		STRUCTURAL SHAPES			PROFILES DE CONSTRUCT.
	TOTAL - ORIG./DEST.		237 112	887 997	111 386
RIMOUSKI		METALLIC SALTS		81	30 SELS METALLIQUES
		GASOLINE	57 663	198 096	ESSENCE
		FUEL OIL	54 625	156 011	MAZDUT
	TOTAL - ORIG./DEST.		112 288	354 188	30
RIVIERE DU LOUP		SALT		167	SEL
		METALLIC SALTS	5	5	SELS METALLIQUES
	TOTAL - ORIG./DEST.		5	172	
STE. ANNE DES MONTS		METALLIC SALTS		181	SELS METALLIQUES
		TOTAL - ORIG./DEST.		181	
ST. AUGUSTIN		GASOLINE	176	389	ESSENCE
		FUEL OIL	900	1 957	MAZDUT
	TOTAL - ORIG./DEST.		1 076	2 346	
SEPT ILES		SALT		317	SEL
		LUMBER AND TIMBER	118	255	BOIS D OEUVRE ET CHARP
		VENEER, PLYWOOD	30	30	PLACAGES, CONTRE-PLAQ.
		METALLIC SALTS		3 272	SELS METALLIQUES
		INORGANIC CHEMS. NES	3 475	3 475	PROD.CHIM.INORG.NDA
		GASOLINE	15 673	62 466	ESSENCE
		FUEL OIL	59 045	265 916	MAZDUT
		CASTINGS, FORGINGS	2 164	4 473	MOUL.PIECES FORGEES
		STRUCTURAL SHAPES		38	PROFILES DE CONSTRUCT.
		RAILS & TRACK MATERIAL		1 179	RAILS, MAT.VOIE FERREE
		CEMENT	613	2 893	CIMENT
		MACHINERY NES	737	737	68 MACHINES NDA
		EQUIPMENT MISC.	363	363	68 MATERIEL DIVERS
		CONTAINERS, CLOSURES			68 CONTENEURS, FERMETURES
GENERAL CARGO	3 184	14 272	234 MARCHANDISES DIVERSES		
	TOTAL - ORIG./DEST.		85 402	359 686	180 248
POINT NOIRE		FUEL OIL	12 011	12 011	MAZDUT
	TOTAL - ORIG./DEST.		12 011	12 011	
SDREL		GASOLINE	195	195	ESSENCE
		FUEL OIL	3 805	7 745	MAZDUT
	TOTAL - ORIG./DEST.		4 000	7 940	
TRDIS RIVIERES		GASOLINE		479	ESSENCE
		FUEL OIL	62 323	225 688	MAZDUT
	TOTAL - ORIG./DEST.		62 323	226 167	
QUEBEC-NORTH/NORD		MEAT, FRESH OR FROZEN	23	23	VIANDE, FRAICHE / CDNG.
		FROZEN FRUITS, BERRIES		2	FRUITS CONGELES, BAIES
		MISC. FOOD PREP. NES	39	236	OIV.PREP.ALIM.NDA
		ALE, BEER, STOUT, PORTER		16	ALE, BIERE, STOUT, PORTER
		LUMBER AND TIMBER	34	50	BOIS D OEUVRE ET CHARP
		PAPERBOARD		135	CARTON
		BLDG. PAPER AND BOARD	65	169	PLAQ.CONSTR., PAP/CART.
		METALLIC SALTS	322	431	SELS METALLIQUES
		INORGANIC CHEMS. NES		13	PROD.CHIM.INORG.NDA
		GASOLINE		14 880	ESSENCE
		FUEL OIL	71	9 848	MAZDUT
		PETROL, COAL PROD. NES	15	17	DERIVE PETR.CHARB.NDA
		PLATE & SHEET STEEL	12	122	TOLES, FEUILLES D ACIER
		CEMENT	27	27	CIMENT
		NON-MET.MIN.BASIC PROD		5	PROD.MIN.NON-MET.BASE
		MACHINERY NES	7	1 060	49 MACHINES NDA
		TRUCKS AND CHASSIS	36	36	49 CAMIONS ET CHASSIS
		ROAD MOTOR VEH. NES		523	7 VEH.AUTOM.ROUTIERS NDA
		RUBBER TIRES AND TUBES		16	7 PNEUS, CHAMBRES A AIR
		EQUIPMENT MISC.		194	MATERIEL DIVERS
PERSONAL, HSEHOLD GOODS		56	ART.PERS. ET MENAGERS		
CONTAINERS, CLOSURES			37 CONTENEURS, FERMETURES		
GENERAL CARGO		5 738	5 MARCHANDISES DIVERSES		
	TOTAL - ORIG./DEST.		651	33 597	93 138
QUEBEC-NES/NDA		SALT		44	SEL
		METALLIC SALTS		127	SELS METALLIQUES
		GASOLINE	694	1 650	ESSENCE
		FUEL OIL	9 689	10 959	MAZDUT
		DRAIN TILES, PIPES		3	TUILES TUY.OE DRAINAGE
		CEMENT		20	CIMENT
		TRACTORS		57	TRACTEURS
MACHINERY NES		145	MACHINES NDA		
	TOTAL - ORIG./DEST.		10 383	13 005	

TABLE 4. ORIGIN AND DESTINATION OF CARGOES HANDLED IN COASTWISE SHIPPING, BY SELECTED CANADIAN PORTS - OCT-DEC, 1981

TABLEAU 4. ORIGINE ET DESTINATION DES MARCHANDISES MANUTENTIONNEES EN CABOTAGE NATIONAL, SELON CERTAINS PORTS CANADIENS - OCT -DEC , 1981

SELECTED PORTS CERTAINS PORTS	ORIGIN OR DEST. ORIGINE OU DEST.	COMMODITY	TONS - TONNES		TONS - TONNES		MARCHANDISES
			LOADED - QTR-QUART	CHARGEES YEAR-ANNEE	UNLOADED - QTR-QUART	DECHARGEES YEAR-ANNEE	
MONTREAL	AMHERSTBURG	METALLIC SALTS				20 929	SELS METALLIQUES
		GASOLINE		3 437			ESSENCE
		FUEL OIL		4 794			MAZOUT
		TOTAL - ORIG./DEST.		8 231		20 929	
	CLARKSON	GASOLINE	7 828	20 741	4 176	2 233	ESSENCE
		FUEL OIL			3 842	17 011	MAZOUT
		PETROL.COAL PROD.NES			8 018	27 463	DERIVE PETR.CHARB.NDA
		TOTAL - ORIG./DEST.	7 828	20 741	8 018	46 707	
	GODERICH	CORN			11 717	11 717	MAIS
		SALT			24 918	165 321	SEL
		TOTAL - ORIG./DEST.			36 635	177 038	
	HAMILTON	FUEL OIL		3 877	19 551	19 551	MAZOUT
		TOTAL - ORIG./DEST.		3 877	19 551	19 551	
	KINGSTON	WHEAT			19 773	44 409	BLE
		TOTAL - ORIG./DEST.			19 773	44 409	
	MARATHON	FUEL OIL		6 127			MAZOUT
		TOTAL - ORIG./DEST.		6 127			
	MORRISBURG	FUEL OIL	15 553	53 588			MAZOUT
		TOTAL - ORIG./DEST.	15 553	53 588			
	NANTICOKE	GASOLINE			6 935	6 935	ESSENCE
	FUEL OIL			58 579	95 976	MAZOUT	
	TOTAL - ORIG./DEST.			65 514	102 911		
DAKVILLE	GASOLINE		3 134			ESSENCE	
	FUEL OIL			16 403	33 799	MAZOUT	
	TOTAL - ORIG./DEST.		3 134	16 403	33 799		
OSHAWA	GASOLINE				8 924	ESSENCE	
	TOTAL - ORIG./DEST.				8 924		
OWEN SOUND	WHEAT				14 096	BLE	
	TOTAL - ORIG./DEST.				14 096		
HARRY SOUND	GASOLINE		785			ESSENCE	
	TOTAL - ORIG./DEST.		785				
PORT COLBORNE	FUEL OIL		19 162			MAZOUT	
	TOTAL - ORIG./DEST.		19 162				
PORT MCNICOLL	WHEAT				4 536	BLE	
	TOTAL - ORIG./DEST.				4 536		
SARNIA	CRUDE PETROLEUM			555	555	PETROLE BRUT	
	GASOLINE	3 629	25 567	7 509	34 204	ESSENCE	
	FUEL OIL	28 285	75 492	109 042	401 453	MAZOUT	
	LUBRICATING OIL, GREASE		19 323			HUILE, GRAISSE LUBRIF.	
	PETROL.COAL PROD.NES		27 081	1 029	3 428	DERIVE PETR.CHARB.NDA	
	TOTAL - ORIG./DEST.	31 914	147 463	118 135	439 640		
SAULT STE. MARIE	FUEL OIL	5 403	20 057			MAZOUT	
	CASTINGS, FORGINGS			363	363	MOUL. PIECES FORGEES	
	MACHINERY NES	163	163			MACHINES NDA	
	TOTAL - ORIG./DEST.	5 566	20 220	363	363		
THOROLD	ALUMINA, BAUXITE ORES	5 715	5 715			MINERAIS ALUMINE, BAUX.	
	TOTAL - ORIG./DEST.	5 715	5 715				
THUNDER BAY	BARLEY			138 322	368 770	ORGE	
	OATS			13 750	38 100	AVOINE	
	RYE				2 717	SEIGLE	
	WHEAT			777 342	2 412 910	BLE	
	MALT AND MALT FLOUR			6 011	6 011	MALT ET FARINE DE MALT	
	FLAXSEED				5 373	GRAINE DE LIN	
	POTASH			32 812	55 106	POTASSE	
	PLATE & SHEET STEEL		14 846			TOLES, FEUILLES D ACIER	
	TOTAL - ORIG./DEST.		14 846	968 237	2 888 987		
TORONTO	WHEAT				6 199	BLE	
	GASOLINE	3 562	3 562	4 140	4 140	ESSENCE	
	FUEL OIL			39 090	86 831	MAZOUT	
	CEMENT				544	CIMENT	
	TOTAL - ORIG./DEST.	3 562	3 562	43 230	97 714		
WINDSOR	FLUORSPAR	3 499	3 499			SPATH FLUOR	
	SALT			74 812	312 450	SEL	
	TOTAL - ORIG./DEST.	3 499	3 499	74 812	312 450		
PORT HURON BAY	MISC. FOOD PREP. NES		48			DIV. PREP. ALIM. NDA	
	NON-ALCOHOLIC BEVERAGE		15			BEV. SOUDES NON-ALCOHOLIQ.	

TABLE 4. ORIGIN AND DESTINATION OF CARGOES HANDLED IN COASTWISE SHIPPING, BY SELECTED CANADIAN PORTS - OCT-DEC, 1981

TABLEAU 4. ORIGINE ET DESTINATION DES MARCHANDISES MANUTENTIONNEES EN CABOTAGE NATIONAL, SELON CERTAINS PORTS CANADIENS - OCT-DEC, 1981

SELECTED PORTS CERTAINS PORTS	ORIGIN OR DEST. ORIGINE OU DEST.	COMMODITY	METRIC TONNES - TONNES METRIQUE		TONS - TONNES		MARCHANDISES		
			TDNS LOADED QTR-QUART	- TONNES CHARGÉES YEAR-ANNEE	UNLOADED QTR-QUART	- TONNES DECHARGÉES YEAR-ANNEE			
MONTREAL	FROBISHER BAY	ALE, BEER, STOUT, PORTER		61			ALE, BIÈRE, STOUT, PORTER		
		DIST. ALCOHOLIC BEV.		55			BOISS. ALCOOL. DIST.		
		LUMBER AND TIMBER		85			BOIS D'OEUVRE ET CHARP		
		BLDG. PAPER AND BOARD		1 453			PLAQ. CONSTR., PAP/CART.		
		GASOLINE		8 730			ESSENCE		
		FUEL OIL		24 146			MAZOUT		
		PETROL, COAL PROD. NES		83			DERIVE PETR. CHARB. NDA		
		MACHINERY NES		148		16	MACHINES NDA		
		ROAD MOTOR VEH. NES		36			VEH. AUTOM. ROUTIERS NDA		
		CONTAINERS, CLOSURES		93		20	CONTENEURS, FERMETURES		
		MISC. END PRODUCTS NES		82			PRODUITS FINIS DIV. NDA		
		GENERAL CARGO		1 688			MARCHANDISES DIVERSES		
		CONTAINERIZED FREIGHT				23	FRET CONTENEURESE		
		TOTAL - ORIG./DEST.			36 723	23	23		
		NWT-NES/TND-NDA		MEAT, FRESH OR FROZEN		91			VIANDE, FRAICHE / CONG.
				FROZEN FRUITS, BERRIES		4			FRUITS CONGÉLÉS, BAIES
				VEGETABLE PREP. NES		17			PREP. DE LEGUMES NDA
				MISC. FOOD PREP. NES		68			DIV. PREP. ALIM. NDA
				BOLTS, ROUND TIMBER		9			BILLOTS, BOIS RONDS
	LUMBER AND TIMBER				342			BOIS D'OEUVRE ET CHARP	
VENEER, PLYWOOD				50			PLACAGES, CONTRE-PLAQ.		
COOPERAGE STOCK				170			DEMI-PROD. TONNELLERIE		
PAPER NES				3			PAPIER NDA		
PAPERBOARD				1			CARTON		
BLDG. PAPER AND BOARD				634			PLAQ. CONSTR., PAP/CART.		
METALLIC SALTS				1 219			SELS METALLIQUES		
INORGANIC CHEMS. NES				1 337			PROD. CHIM. INORG. NDA		
ORGANIC CHEMICALS NES				455			PROD. CHIM. ORGAN. NDA		
PLASTIC MATERIALS				7			MATIERES PLASTIQUES		
GASOLINE				5 099			ESSENCE		
FUEL OIL				49 249			MAZOUT		
PETROL, COAL PROD. NES				301			DERIVE PETR. CHARB. NDA		
PRIMARY IRON, STEEL NES				572			FER, ACIER PRIMAIR. NDA		
BAR AND RODS, STEEL				50			BARRES ET TIGES ACIER		
STRUCTURAL SHAPES				38			PROFILES DE CONSTRUCT.		
PIPES, TUBES: IRON, STEEL				872			TUYAUX, TUBES: FER, ACIER		
WIRE				43			FIL METALLIQUE		
METAL FAB. BASIC PROD.				112			OUVR. DE BASE EN METAL		
CEMENT				1 553			CIMENT		
CEMENT BASIC PROD.				45			OUVR. DE BASE CIMENT		
NON-MET. MIN. BASIC PROD				1 458		3	3	PROD. MIN. NON-MET. BAS.	
TRACTORS				15			TRACTEURS		
MACHINERY NES				110		47	MACHINES NDA		
TRUCKS AND CHASSIS				120		11	CAMIONS ET CHASSIS		
ROAD MOTOR VEH. NES				4			VEH. AUTOM. ROUTIERS NDA		
SHIPS, AIRCRAFT, MIS. VEH				6		4	NAVIRES, AVIONS, VEH. DIV		
RUBBER TIRES AND TUBES				73			PNEUS, CHAMBRES A AIR		
EQUIPMENT MISC.				1 595		6	7	MATERIEL DIVERS	
PERSONAL, HSEHOLD GOODS						4	4	ART. PERS. ET MENAGERS	
CONTAINERS, CLOSURES		947		60	101	CONTENEURS, FERMETURES			
MISC. END PRODUCTS NES		16				PRODUITS FINIS DIV. NDA			
GENERAL CARGO		4 207		31	70	MARCHANDISES DIVERSES			
CONTAINERIZED FREIGHT				14	14	FRET CONTENEURESE			
TOTAL - ORIG./DEST.			70 892	114	261				
SELECTED PORT TOTAL			1 307 376	4 749 472	1 671 360	5 219 383	TOTAL PAR PORT CHOISI		
PORT CARTIER	PORT HAWKESBURY	GASOLINE				705	ESSENCE		
		FUEL OIL			8 596	19 627	MAZOUT		
	TOTAL - ORIG./DEST.				8 596	20 332			
	SYDNEY	RAILS & TRACK MATERIAL			3 204	3 812	3 812	RAILS, MAT. VOIE FERREE	
					3 204	3 812	3 812		
	BELLEDUNE	SULPHURIC ACID		3 386				ACIDE SULFURIQUE	
			TOTAL - ORIG./DEST.	3 386					
	SAINT JOHN	FUEL OIL			6 747	6 747	6 747	MAZOUT	
			TOTAL - ORIG./DEST.			6 747	6 747		
	BLANC SABLON	EXPLOS., FUSES, CAPS LUBRICATING OIL, GREASE PETROL, COAL PROD. NES MACHINERY NES EQUIPMENT MISC. GENERAL CARGO		5		5	5	EXPLOS., AMORCES, DET. HUILE, GRAISSE LUBRIF.	
					2	2	DERIVE PETR. CHARB. NDA		
					97	97	MACHINES NDA		
					12	12	MATERIEL DIVERS		
TOTAL - ORIG./DEST.			1	6	117	117	MARCHANDISES DIVERSES		
HAVRE ST. PIERRE	SHIPS, AIRCRAFT, MIS. VEH					3	NAVIRES, AVIONS, VEH. DIV		
		TOTAL - ORIG./DEST.					3		
MONTREAL	IRON ORE AND CONC GASOLINE FUEL OIL		27 553	27 553			MINERAI, CONC. DE FER		
					19 258	25 588	ESSENCE		
					55 300	186 072	MAZOUT		

TABLE 4. ORIGIN AND DESTINATION OF CARGOES HANDLED IN COASTWISE SHIPPIING, BY SELECTED CANADIAN PORTS - OCT-DEC, 1981

TABLEAU 4. ORIGINE ET DESTINATION DES MARCHANDISES MANUTENTIONNEES EN CABOTAGE NATIONAL, SELON CERTAINS PORTS CANADIENS - OCT-DEC, 1981

SELECTED PORTS CERTAINS PORTS	ORIGIN OR DEST. ORIGINE DU DEST.	COMMODITY	TONS - TONNES		TONS - TONNES		MARCHANDISES
			LOADED - CHARGÉES QTR-QUART	YEAR-ANNEE	UNLOADED - DECHARGÉES QTR-QUART	YEAR-ANNEE	
PORT CARTIER	MONTREAL	RAILS & TRACK MATERIAL MACHINERY NES GENERAL CARGO			84 100	44 100	RAILS, MAT. VOIE FERREE MACHINES NDA MARCHANDISES DIVERSES
	TOTAL - ORIG./DEST.		27 553	27 553	74 742	211 888	
	CONTRECOEUR	IRON ORE AND CONC TITANIUM ORE	284 042 46 856	1 176 006 46 856			MINERAL, CONC. DE FER MINERAL DE TITANE
	TOTAL - ORIG./DEST.		330 898	1 222 862			
	PORT MENIER	PULPWOOD MACHINERY NES		136		681	BOIS A PATE MACHINES NDA
	TOTAL - ORIG./DEST.			136		681	
	QUEBEC	FUEL OIL				13 192	MAZOUT
	TOTAL - ORIG./DEST.					13 192	
	SEPT ILES	RAILWAY ROLLING STOCK			272	272	MAT. ROUL. DE CH. DE FER
	TOTAL - ORIG./DEST.				272	272	
	QUEBEC-NES/NDA	SAND AND GRAVEL CRUSHED STONE LUMBER AND TIMBER EXPLOS., FUSES, CAPS LUBRICATING OIL, GREASE CEMENT BASIC PROD. MACHINERY NES GENERAL CARGO	45 45	45 45	5	5	SABLE ET GRAVIERS PIERRE CONCASSEE BOIS D OEUVRE ET CHARP EXPLOS., ANORCES, DET. HUILE, GRAISSE LUBRIF. DUVR. DE BASE CIMENT MACHINES NDA MARCHANDISES DIVERSES
	TOTAL - ORIG./DEST.		90	476	40	45	
	CLARKSON	GASOLINE FUEL OIL			13 366 13 366	3 020 17 203	ESSENCE MAZOUT
	TOTAL - ORIG./DEST.					20 223	
	GODERICH	WHEAT				43 214	BLE
	TOTAL - ORIG./DEST.					43 214	
	HAMILTON	DOLOMITE				25 393	DOLOMITE
	TOTAL - ORIG./DEST.					25 393	
	WINGSTON	WHEAT			24 231	24 231	BLE
	TOTAL - ORIG./DEST.				24 231	24 231	
	PORT COLBORNE	CORN			15 395	15 395	MAIS
	TOTAL - ORIG./DEST.				15 395	15 395	
	PORT MCNICOLL	WHEAT				30 472	BLE
	TOTAL - ORIG./DEST.					30 472	
	PRESCOTT	WHEAT				19 091	BLE
	TOTAL - ORIG./DEST.					19 091	
	SARNIA	CORN WHEAT			69 875	69 875	MAIS BLE
	TOTAL - ORIG./DEST.				69 875	118 723	
	THUNDER BAY	BARLEY DATS WHEAT			141 363 3 315	384 450 3 315	ORGE AVOINE BLE
	TOTAL - ORIG./DEST.				411 484	1 473 161	
	WINDSOR	WHEAT				18 524	BLE
	TOTAL - ORIG./DEST.					18 524	
SELECTED PORT TOTAL			358 541	1 254 419	772 747	2 433 281	TOTAL PAR PORT CHOISI
QUEBEC	BATE VERTE	GASOLINE FUEL OIL	1 157 1 814	1 680 6 016			ESSENCE MAZOUT
	TOTAL - ORIG./DEST.		2 971	7 696			
	BATHWOOD	GASOLINE FUEL OIL	5 209 12 693	12 146 45 327			ESSENCE MAZOUT
	TOTAL - ORIG./DEST.		17 902	57 473			
	CLARENVILLE	ASPHALTS, ROAD OILS	5 220	18 014			ASPHALTE, BITUME LIQD.
	TOTAL - ORIG./DEST.		5 220	18 014			
	CORNER BROOK	GASOLINE FUEL OIL	2 939 10 893	13 241 41 876			ESSENCE MAZOUT
	TOTAL - ORIG./DEST.		13 832	55 117			
	GOOSE BAY	GASOLINE FUEL OIL		3 743 3 006			ESSENCE MAZOUT
	TOTAL - ORIG./DEST.			6 749			
	ROLYAPOO	GASOLINE	5 882	8 328			ESSENCE
	TOTAL - ORIG./DEST.		5 882	8 328			

TABLE 4. ORIGIN AND DESTINATION OF CARGOES HANDLED IN COASTWISE SHIPPING, BY SELECTED CANADIAN PORTS - OCT-DEC, 1981

TABLEAU 4. ORIGINE ET DESTINATION DES MARCHANDISES MANUTENTIONNEES EN CABOTAGE NATIONAL, SELON CERTAINS PORTS CANADIENS - OCT-DEC, 1981

SELECTED PORTS CERTAINS PORTS	ORIGIN OR DEST. ORIGINE OU DEST.	COMMODITY	TONS - TONNES		TONS - TONNES		MARCHANDISES	
			LOADED - CHARGES QTR-QUART	YEAR-ANNEE	UNLOADED - DECHARGES QTR-QUART	YEAR-ANNEE		
QUEBEC	HOLYROOD	FUEL OIL	1 227	4 071			MAZOUT	
	TOTAL - ORIG./DEST.		7 113	12 429				
	LEWISPORTE	FUEL OIL		2 530			MAZOUT	
	TOTAL - ORIG./DEST.			2 530				
	LITTLE BAY	GASOLINE		940			ESSENCE	
		FUEL OIL		1 667			MAZOUT	
	TOTAL - ORIG./DEST.			2 607				
	MARYSTOWN	GASOLINE	297	2 220			ESSENCE	
		FUEL OIL	464	3 374			MAZOUT	
	TOTAL - ORIG./DEST.		761	5 594				
	PORT AUX BASQUES	FUEL OIL		12 182			MAZOUT	
	TOTAL - ORIG./DEST.			12 182				
	LONG HARBOUR	LUBRICATING OIL, GREASE				10 927	10 927	HUILE, GRAISSE LUBRIF.
		COKE				8 626	8 626	COKE
	TOTAL - ORIG./DEST.					19 553	19 553	
	ST. JOHNS	FUEL OIL	7 818	14 240			MAZOUT	
	TOTAL - ORIG./DEST.		7 818	14 240				
	STEPHENVILLE	FUEL OIL	18 127	21 495			MAZOUT	
		ASPHALTS, ROAD OILS		10 325			ASPHALTE, BITUME LIQD.	
	TOTAL - ORIG./DEST.		18 127	31 820				
	NFLD-NES/T-N -NDA	GASOLINE	1 727	2 681			ESSENCE	
		FUEL OIL	8 440	19 207			MAZOUT	
	TOTAL - ORIG./DEST.		10 167	21 888				
	CHARLOTTETOWN	FUEL OIL		302			MAZOUT	
	TOTAL - ORIG./DEST.			302				
	PEI-NES/IPE-NDA	FUEL OIL	4 158	4 158			MAZOUT	
	TOTAL - ORIG./DEST.		4 158	4 158				
	HALIFAX	GASOLINE			9 697	12 785	ESSENCE	
		FUEL OIL	6 433	6 433		3 088	MAZOUT	
	TOTAL - ORIG./DEST.		6 433	6 433	9 697	15 873		
	PORT HAWKESBURY	CRUDE PETROLEUM				29 299	PETROLE BRUT	
		GASOLINE		8 190	7 397	8 587	ESSENCE	
		FUEL OIL		6 708		2 660	MAZOUT	
TOTAL - ORIG./DEST.			14 898	7 397	40 546			
PUGWASH	SALT			16 466	16 466	SEL		
TOTAL - ORIG./DEST.				16 466	16 466			
SYONEY	GASOLINE		2 820			ESSENCE		
	FUEL OIL		19 545			MAZOUT		
TOTAL - ORIG./DEST.			22 365					
BELLEDUNE	FUEL OIL	4 077	12 115			MAZOUT		
TOTAL - ORIG./DEST.		4 077	12 115					
CHATHAM	FUEL OIL	1 205	1 205			MAZOUT		
TOTAL - ORIG./DEST.		1 205	1 205					
NEWCASTLE	FUEL OIL	1 337	1 337			MAZOUT		
TOTAL - ORIG./DEST.		1 337	1 337					
SAINT JOHN	GASOLINE			27 450	77 965	ESSENCE		
	FUEL OIL		71 351	5 107	39 255	MAZOUT		
TOTAL - ORIG./DEST.			71 351	32 557	117 220			
BAIE COMEAU	FUEL OIL	16 065	41 070			MAZOUT		
	ALUMINIUM				1 136	ALUMINIUM		
TOTAL - ORIG./DEST.		16 065	41 070		1 136			
CHANDLER	FUEL OIL	8 358	34 378			MAZOUT		
TOTAL - ORIG./DEST.		8 358	34 378					
CHICOUTIMI	GASOLINE	12 722	16 698			ESSENCE		
	FUEL OIL	49 744	126 836			MAZOUT		
TOTAL - ORIG./DEST.		62 466	143 534					
FORESTVILLE	PULPWOOD			101 618	624 222	BOIS A PATE		
	PULP			50 809	50 809	PATE		
	GASOLINE		371			ESSENCE		
	FUEL OIL		3 057			MAZOUT		
TOTAL - ORIG./DEST.			3 428	152 427	675 031			
MONTREAL	WHEAT			6 300	6 300	BLE		
	ORGANIC CHEMICALS, NES				1 402	PRDD. CHIM. ORGAN. NDA		

TABLE 4. ORIGIN AND DESTINATION OF CARGOES HANDLED IN COASTWISE SHIPPING, BY SELECTED CANADIAN PORTS - OCT-DEC, 1981

TABLEAU 4. ORIGINE ET DESTINATION DES MARCHANDISES MANUTENTIONNEES EN CABOTAGE NATIONAL, SELON CERTAINS PORTS CANADIENS - OCT-DEC, 1981

SELECTED PORTS CERTAINS PORTS	ORIGIN OR DEST. ORIGINE OU DEST.	COMMODITY	METRIC TONNES - TONNES METRIQUE				MARCHANDISES
			TONS LOADED QTR-QUART	- TONNES - CHARGÉES YEAR-ANNEE	TONS UNLOADED QTR-QUART	- TONNES - DECHARGÉES YEAR-ANNEE	
QUEBEC	MONTREAL	GASOLINE		7 280	104 870	467 163	ESSENCE
		FUEL OIL		104 061	125 942	413 132	MAZOUT
		STRUCTURAL SHAPES		45			PROFILES DE CONSTRUCT.
	TOTAL - ORIG./DEST.			111 386	237 112	887 997	
	VARENNES	FUEL OIL				4 065	MAZOUT
	TOTAL - ORIG./DEST.					4 065	
	PORT ALFRED	FUEL OIL	63 995	78 053			MAZOUT
	TOTAL - ORIG./DEST.		63 995	78 053			
	PORT CARTIER	FUEL OIL		13 192			MAZOUT
	TOTAL - ORIG./DEST.			13 192			
	RIMOUSKI	GASOLINE	1 932	10 613			ESSENCE
		FUEL OIL	2 045	10 989			MAZOUT
	TOTAL - ORIG./DEST.		3 977	21 602			
	SEPT ILES	IRON AND STEEL SCRAP				484	DECHETS DE FER ACIER
		FUEL OIL	62 809	162 482			MAZOUT
		ASPHALTS, ROAD OILS		7 785			ASPHALTE, BITUME LIQD.
	TOTAL - ORIG./DEST.		62 809	170 267		484	
	POINT NDIRE	FUEL OIL	8 225	107 717			MAZOUT
	TOTAL - ORIG./DEST.		8 225	107 717			
	TROIS RIVIERES	INORGANIC CHEMS. NES		9 097			PROD. CHIM. INORG. NDA
		FUEL OIL		15 543			MAZOUT
	TOTAL - ORIG./DEST.			24 640			
	QUEBEC-NES/NDA	GENERAL CARGO		125			MARCHANDISES DIVERSES
	TOTAL - ORIG./DEST.			125			
	AMHERSTBURG	METALLIC SALTS			3 144	25 705	SELS METALLIQUES
	TOTAL - ORIG./DEST.				3 144	25 705	
	CLARKSON	GASOLINE			6 094	23 840	ESSENCE
		FUEL OIL				22 376	MAZOUT
	TOTAL - ORIG./DEST.				6 094	46 216	
	GODERICH	SALT			45 158	72 600	SEL
	TOTAL - ORIG./DEST.				45 158	72 600	
	HAMILTON	IRON ORE AND CONC		22 242			MINERAL, CONC. DE FER
	TOTAL - ORIG./DEST.			22 242			
	KINGSTON	FUEL OIL	1 940	28 795			MAZOUT
	TOTAL - ORIG./DEST.		1 940	28 795			
	MARATHON	FUEL OIL	7 421	7 421			MAZOUT
	TOTAL - ORIG./DEST.		7 421	7 421			
	PARRY SOUND	FUEL OIL	5 763	5 763			MAZOUT
	TOTAL - ORIG./DEST.		5 763	5 763			
	PORT COLBORNE	FUEL OIL		5 741			MAZOUT
	TOTAL - ORIG./DEST.			5 741			
	PORT MCNICOLL	WHEAT				12 810	BLE
	TOTAL - ORIG./DEST.					12 810	
	ST. CATHARINES	FUEL OIL		15 607			MAZOUT
	TOTAL - ORIG./DEST.			15 607			
	SARNIA	WHEAT				9 159	BLE
		ORGANIC CHEMICALS NES			8 582	16 429	PROD. CHIM. ORGAN. NDA
		FUEL OIL			33 120	67 404	MAZOUT
	TOTAL - ORIG./DEST.				41 702	92 992	
	SAULT STE. MARIE	COKE				12 780	COKE
	TOTAL - ORIG./DEST.					12 780	
	THUNDER BAY	BARLEY			260 538	1 012 531	ORGE
		DATS			15 085	50 240	AVOINE
		WHEAT			678 811	1 794 492	BLE
	TOTAL - ORIG./DEST.				954 434	2 857 263	
	TORONTO	FUEL OIL		2 604	7 746	7 746	MAZOUT
		ASPHALTS, ROAD OILS	2 499	13 622			ASPHALTE, BITUME LIQD.
	TOTAL - ORIG./DEST.		2 499	16 226	7 746	7 746	
	WINDSOR	SOYA. OIL MEAL, CAKE			1 423	1 423	FARINE TOURT. GR. SOYA
		SOYA BEANS			1 419	1 419	FEVES DE SOYA
		SALT			77 631	112 229	SEL
	TOTAL - ORIG./DEST.				80 473	119 071	

TABLE 4. ORIGIN AND DESTINATION OF CARGOES HANDLED IN COASTWISE SHIPPING, BY SELECTED CANADIAN PORTS - OCT-DEC, 1981

TABLEAU 4. ORIGINE ET DESTINATION DES MARCHANDISES MANUTENTIONNEES EN CABOTAGE NATIONAL, SELON CERTAINS PORTS CANADIENS - OCT-DEC, 1981

		METRIC TONNES - TONNES METRIQUE						
SELECTED PORTS CERTAINS PORTS	ORIGIN OR DEST. ORIGINE DU DEST.	COMMODITY	TONS - TONNES LOADED - CHARGES		TONS - TONNES UNLOADED - DECHARGES		MARCHANDISES	
			QTR-QUART	YEAR-ANNEE	QTR-QUART	YEAR-ANNEE		
QUEBEC	NWT-NES/TNO-NDA TOTAL - ORIG./DEST.	FUEL OIL		8 041 8 041			MAZOUT	
SELECTED PORT TOTAL			344 639	1 241 731	1 613 960	5 021 554	TOTAL PAR PORT CHOISI	
SEPT ILES	CORNER BROOK TOTAL - ORIG./DEST.	CEMENT			540 540	2 118 2 118	CIMENT	
	HOLYROOD TOTAL - ORIG./DEST.	GASOLINE FUEL OIL				3 736 83 649 87 385	ESSENCE MAZOUT	
	HALIFAX TOTAL - ORIG./DEST.	GASOLINE FUEL OIL CASTINGS, FORGINGS			1 217 1 217	866 25 858 27 941	ESSENCE MAZOUT MOUL. PIECES FORGEES	
	PUGWASH TOTAL - ORIG./DEST.	SALT				1 000 1 000	SEL	
	SYDNEY TOTAL - ORIG./DEST.	IRON ORE AND CONC RAILS & TRACK MATERIAL	230 514 230 514	490 995 490 995			MINERAI, CONC. DE FER RAILS, MAT. VOIE FERREE	
	BECANCOUR TOTAL - ORIG./DEST.	RAILS & TRACK MATERIAL				386 386	RAILS, MAT. VOIE FERREE	
	BLANC SABLON TOTAL - ORIG./DEST.	ASPHALTS, ROAD OILS MACHINERY NES TRUCKS AND CHASSIS ROAD MOTOR VEH. NES GENERAL CARGO		876 45 8 33 407 440		41 11 11 69 121	ASPHALTE, BITUME LIQD. MACHINES NDA CAMIONS ET CHASSIS VEH. AUTOM. ROUTIERS NDA MARCHANDISES DIVERSES	
	HAVRE ST. PIERRE TOTAL - ORIG./DEST.	METAL FAB. BASIC PROD. MACHINERY NES EQUIPMENT MISC.				19 2 4 25	OUVR. DE BASE EN METAL MACHINES NDA MATERIEL DIVERS	
	MONTREAL TOTAL - ORIG./DEST.	SALT LUMBER AND TIMBER VENEER, PLYWOOD METALLIC SALTS INORGANIC CHEMS. NES GASOLINE FUEL OIL CASTINGS, FORGINGS STRUCTURAL SHAPES RAILS & TRACK MATERIAL CEMENT MACHINERY NES EQUIPMENT MISC. CONTAINERS, CLOSURES GENERAL CARGO			68 68 68 180 248		317 255 30 3 3 475 15 673 59 045 4 473 38 1 179 2 893 737 363 68 234 370	SEL BOIS D'OEUVRE ET CHARD MACHINES NDA PLACAGES, CONTRE-PLAQUE SELS METALLIQUES PROD. CHIM. INORG. NDA ESSENCE MAZOUT MOUL. PIECES FORGEES PROFILES DE CONSTRUCT. RAILS, MAT. VOIE FERREE CIMENT MACHINES NDA MATERIEL DIVERS CONTENEURS, FERMETURES MARCHANDISES DIVERSES
	CONTRECOEUR TOTAL - ORIG./DEST.	IRON AND STEEL SCRAP LUMBER AND TIMBER PIG IRON PRIMARY IRON, STEEL NES BARS AND RODS, STEEL PLATE & SHEET STEEL STRUCTURAL SHAPES GENERAL CARGO	570 570	570 570			DECHETS DE FER ACIER BOIS D'OEUVRE ET CHARD FER EN GUEUSE FER, ACIER PRIMAIRE, NDA BARRES ET TIGES ACIER TOLES, FEUILLES D'ACIER PROFILES DE CONSTRUCT. MARCHANDISES DIVERSES	
	VARENNES TOTAL - ORIG./DEST.	FUEL OIL				8 161 8 161	MAZOUT	
	POINT AU PIC TOTAL - ORIG./DEST.	RAILS & TRACK MATERIAL		36 36		5 215 5 215	RAILS, MAT. VOIE FERREE	
	PORT CARTIER TOTAL - ORIG./DEST.	RAILWAY ROLLING STOCK	272 272	272 272			MAT. ROUL. DE CH. DE FER	
	QUEBEC TOTAL - ORIG./DEST.	IRON AND STEEL SCRAP FUEL OIL ASPHALTS, ROAD OILS		484 484	62 809 62 809	162 482 7 785 170 267	DECHETS DE FER ACIER MAZOUT ASPHALTE, BITUME LIQD.	
	ST. AUGUSTIN TOTAL - ORIG./DEST.	GENERAL CARGO	127 127	582 582	12 12	37 37	MARCHANDISES DIVERSES	
	SOREL TOTAL - ORIG./DEST.	IRON AND STEEL SCRAP GENERAL CARGO		586 586		535 535	DECHETS DE FER ACIER MARCHANDISES DIVERSES	

TABLE 4. ORIGIN AND DESTINATION OF CARGOES HANDLED IN COASTWISE SHIPPING, BY SELECTED CANADIAN PORTS - OCT-DEC, 1981

TABLEAU 4. ORIGINE ET DESTINATION DES MARCHANDISES MANUTENTIONNEES EN CABOTAGE NATIONAL, SELON CERTAINS PORTS CANADIENS - OCT - DEC, 1981

SELECTED PORTS CERTAINS PORTS	ORIGIN OR DEST. ORIGINE OU DEST.	COMMODITY	METRIC TONNES - TONNES METRIQUE				MARCHANDISES		
			TONS - TONNES LOADED - CHARGÉES		TONS - TONNES UNLOADED - DECHARGÉES				
			QTR-QUART	YEAR-ANNEE	QTR-QUART	YEAR-ANNEE			
SEPT ILES	QUEBEC-NES/NOA	SAND AND GRAVEL	40	446			SABLE ET GRAVIERS		
		PRIMARY IRON,STEEL NES	5	5			FER,ACIER PRIMAIR,NOA		
		CEMENT	15	15	16	37	CIMENT		
		NON-MET.MIN.BASIC PROD	2	2			PROD.MIN.NON-MET.BASE		
		TRACTORS			16	16	TRACTEURS		
		MACHINERY NES	20	25	184	298	MACHINES NOA		
		TRUCKS AND CHASSIS			5	12	CAMIONS ET CHASSIS		
		ROAD MOTOR VEH. NES			22	27	VEH.AUTOM.ROUTIERS NOA		
		RUBBER TIRES AND TUBES	5	5	2	2	PNEUS, CHAMBRES A AIR		
		EQUIPMENT MISC.				3	MATERIEL DIVERS		
		CONTAINERS,CLOSURES				7	CONTENEURS,FERMETURES		
		MISC. END PRODUCTS NES				68	PRODUITS FINIS DIV.NOA		
		GENERAL CARGO			155	770	MARCHANDISES DIVERSES		
		TOTAL - ORIG./DEST.			1 269	4 095	407	1 244	
		CLARKSON	GASOLINE					1 088	ESSENCE
TOTAL - ORIG./DEST.	FUEL OIL					8 986	MAZOUT		
						10 074			
GODERICH	SALT					10 497	SEL		
TOTAL - ORIG./DEST.						10 497			
HAMILTON	IRON ORE AND CONC		349 274				MINERAU,CONC.DE FER		
TOTAL - ORIG./DEST.			349 274						
SARNIA	FUEL OIL				1 106	1 106	MAZOUT		
TOTAL - ORIG./DEST.					1 106	1 106			
SAULT STE. MARIE	CASTINGS,FORGINGS				544	544	MOUL.PIECES FORGEES		
TOTAL - ORIG./DEST.	RAILS & TRACK MATERIAL				544	778	RAILS,MAT.VOIE FERREE		
TORONTO	RAILWAY ROLLING STOCK		553	553			MAT.ROUL.DE CH.DE FER		
TOTAL - ORIG./DEST.			553	553					
SELECTED PORT TOTAL			234 080	850 425	153 735	692 171	TOTAL PAR PORT CHOISI		
POINT NDIRE	POLYWOOD	FUEL OIL			1 917	17 825	MAZOUT		
		TOTAL - ORIG./DEST.			1 917	17 825			
		HALIFAX	FUEL OIL				12 934	MAZOUT	
		TOTAL - ORIG./DEST.				12 934			
		MONTREAL	FUEL OIL			12 011	12 011	MAZOUT	
		TOTAL - ORIG./DEST.				12 011	12 011		
		QUEBEC	FUEL OIL			8 225	107 717	MAZOUT	
		TOTAL - ORIG./DEST.				8 225	107 717		
		HAMILTON	IRON ORE AND CONC	415 614	2 034 018	3 894	5 128	MINERAU,CONC.DE FER	
		TOTAL - ORIG./DEST.	CASTINGS,FORGINGS	415 614	2 034 018	3 894	5 128	MOUL.PIECES FORGEES	
NANTICOKE	IRON ORE AND CONC	26 210	186 537			MINERAU,CONC.DE FER			
TOTAL - ORIG./DEST.		26 210	186 537						
SELECTED PORT TOTAL			441 824	2 220 555	26 047	155 615	TOTAL PAR PORT CHOISI		
SOREL	HAVRE ST. PIERRE	TITANIUM ORE				1 920 407	MINERAU DE TITANE		
		TOTAL - ORIG./DEST.				1 920 407			
		MONTREAL	GASOLINE			195	195	ESSENCE	
		TOTAL - ORIG./DEST.	FUEL OIL			3 805	7 745	MAZOUT	
						4 000	7 940		
		SEPT ILES	IRON AND STEEL SCRAP				586	DECHETS DE FER ACIER	
		TOTAL - ORIG./DEST.	GENERAL CARGO		535		586	MARCHANDISES DIVERSES	
					535				
		COLLINGWOOD	CORN				4 906	MAIS	
		TOTAL - ORIG./DEST.					4 906		
GODERICH	CORN			15 395	28 358	MAIS			
TOTAL - ORIG./DEST.	WHEAT			15 395	18 011	BLE			
					46 369				
HAMILTON	PIG IRON	4 824	7 323			FER EN GUEUSE			
TOTAL - ORIG./DEST.		4 824	7 323						
MIDLAND	WHEAT				13 551	BLE			
TOTAL - ORIG./DEST.					13 551				
PORT COLBORNE	CORN			23 622	58 007	MAIS			
TOTAL - ORIG./DEST.				23 622	58 007				

TABLE 4. ORIGIN AND DESTINATION OF CARGOES HANDLED IN COASTWISE SHIPPING, BY SELECTED CANADIAN PORTS - OCT-DEC, 1981

TABLEAU 4. ORIGINE ET DESTINATION DES MARCHANDISES MANUTENTIONNEES EN CABOTAGE NATIONAL, SELON CERTAINS PORTS CANADIENS - OCT-DEC, 1981

METRIC TONNES - TONNES METRIQUE

SELECTED PORTS CERTAINS PORTS	ORIGIN OR DEST. ORIGINE OU DEST.	COMMODITY	TONS - TONNES LOADED - CHARGÉES		TONS - TONNES UNLOADED - DECHARGÉES		MARCHANDISES
			QTR-QUART	YEAR-ANNEE	QTR-QUART	YEAR-ANNEE	
SOREL	PORT STANLEY	CORN			60 225	88 354	MAIS
	TOTAL - ORIG./DEST.				60 225	88 354	
	PRESCOTT	WHEAT				8 102	BLE
	TOTAL - ORIG./DEST.					8 102	
	SARNIA	CORN			18 117	52 727	MAIS
	TOTAL - ORIG./DEST.				18 117	52 727	
	THUNDER BAY	BARLEY			14 293	38 900	ORGE
		CORN			5 266	5 266	MAIS
		OATS			2 090	7 048	AVOINE
		WHEAT			266 510	773 469	BLE
	FLAXSEED				3 475	GRAINE DE LIN	
TOTAL - ORIG./DEST.				288 159	828 158		
WINDSOR	CORN			10 129	28 196	MAIS	
TOTAL - ORIG./DEST.				10 129	28 196		
SELECTED PORT TOTAL			4 824	7 858	419 647	3 057 303	TOTAL PAR PORT CHOISI
TROIS RIVIERES	CORNER BROOK	SULPHUR IN ORES	8 313	8 313			SOUFRE EN MINERAL
	TOTAL - ORIG./DEST.		8 313	8 313			
	SOURIS	PULPWOOD				4 837	BOIS A PATE
	TOTAL - ORIG./DEST.					4 837	
	PEI-NES/PE-NDA	PULPWOOD			4 536	9 213	BOIS A PATE
	TOTAL - ORIG./DEST.				4 536	9 213	
	PUGWASH	SALT			14 351	45 208	SEL
	TOTAL - ORIG./DEST.				14 351	45 208	
	NS.-NES/N-E.-NDA	PULPWOOD				4 868	BOIS A PATE
		PULP			4 899	4 899	PATE
	TOTAL - ORIG./DEST.				4 899	9 767	
	CARAQUET	PULPWOOD				9 878	BOIS A PATE
		PULP			4 899	4 899	PATE
	TOTAL - ORIG./DEST.				4 899	14 777	
	SAINT JOHN	GASOLINE				21 145	ESSENCE
		FUEL OIL				35 731	MAZOUT
	TOTAL - ORIG./DEST.					56 876	
	N.B.-NES/NDA	PULPWOOD				9 633	BOIS A PATE
	TOTAL - ORIG./DEST.					9 633	
	MATANE	PULPWOOD			11 612	17 418	BOIS A PATE
	TOTAL - ORIG./DEST.				11 612	17 418	
	MONTREAL	GASOLINE				479	ESSENCE
		FUEL OIL			62 323	225 688	MAZOUT
	TOTAL - ORIG./DEST.				62 323	226 167	
	QUEBEC	INORGANIC CHEMS. NES				9 097	PROD. CHIM. INORG. NDA
		FUEL OIL				15 543	MAZOUT
	TOTAL - ORIG./DEST.					24 640	
	RIMOUSKI	PULPWOOD			14 515	14 515	BOIS A PATE
TOTAL - ORIG./DEST.				14 515	14 515		
AMHERSTBURG	METALLIC SALTS			3 812	16 234	SELS METALLIQUES	
TOTAL - ORIG./DEST.				3 812	16 234		
CLARKSON	GASOLINE				2 337	ESSENCE	
	FUEL OIL				14 137	MAZOUT	
TOTAL - ORIG./DEST.					16 474		
COLLINGWOOD	CORN			12 066	12 066	MAIS	
TOTAL - ORIG./DEST.				12 066	12 066		
GODERICH	BARLEY			3 614	3 614	ORGE	
	CORN			17 621	17 621	MAIS	
	SALT			44 497	44 497	SEL	
TOTAL - ORIG./DEST.				65 732	65 732		
PORT COLBORNE	CORN			15 546	15 546	MAIS	
	RYE			30 201	30 201	SEIGLE	
TOTAL - ORIG./DEST.				45 747	45 747		
PRESCOTT	WHEAT			16 281	58 228	BLE	
TOTAL - ORIG./DEST.				16 281	58 228		
SARNIA	CORN			38 322	38 322	MAIS	

TABLE 4. ORIGIN AND DESTINATION OF CARGOES HANDLED IN COASTWISE SHIPPING, BY SELECTED CANADIAN PORTS - OCT-DEC, 1981
 TABLEAU 4. ORIGINE ET DESTINATION DES MARCHANDISES MANUTENTIONNEES EN CABOTAGE NATIONAL, SELON CERTAINS PORTS CANADIENS - OCT-DEC, 1981

METRIC TONNES - TONNES METRIQUE

SELECTED PORTS CERTAINS PORTS	ORIGIN OR DEST. ORIGINE OU DEST.	COMMODITY	TONS LOADED - QTR-QUART	TONNES CHARGEES YEAR-ANNEE	TONS UNLOADED - QTR-QUART	TONNES DECHARGEES YEAR-ANNEE	MARCHANDISES
TROIS RIVIERES	SARNIA	INORGANIC CHEMS. NES FUEL OIL	18 086	32 283	5 332	5 332	PROD. CHIM. INDRG. NOA MAZOUT
	TOTAL - ORIG./DEST.		61 740	75 937			
	THUNDER BAY	BARLEY CORN OATS RYE WHEAT INORGANIC CHEMS. NES	30 070 27 882	65 480 27 882	6 131 74 779	6 131 74 779	ORGE MAIS AVOINE SEIGLE BLE PROD. CHIM. INDRG. NOA
TOTAL - ORIG./DEST.		192 371	439 843	8 883	8 883		
WINDSOR	CORN		22 148	22 148		MAIS	
TOTAL - ORIG./DEST.			22 148	22 148			
SELECTED PORT TOTAL			8 313	8 313	537 032	1 185 460	TOTAL PAR PORT CHOISI
CLARKSON	ST. JOHNS	GASOLINE FUEL OIL		5 485 7 154			ESSENCE MAZOUT
	TOTAL - ORIG./DEST.			12 639			
HALIFAX	GASOLINE FUEL OIL		8 379	1 174 15 720			ESSENCE MAZOUT
	TOTAL - ORIG./DEST.		8 379	16 894			
PORT HAWKESBURY	GASOLINE FUEL OIL			6 324 33 543			ESSENCE MAZOUT
	TOTAL - ORIG./DEST.			39 867			
SYDNEY	GASOLINE FUEL OIL		5 443 6 297	15 438 16 881			ESSENCE MAZOUT
	TOTAL - ORIG./DEST.		11 740	32 319			
CHATHAM	GASOLINE FUEL OIL			689 13 073			ESSENCE MAZOUT
	TOTAL - ORIG./DEST.			13 762			
SAINT JOHN	LUBRICATING OIL, GREASE		4 990	12 106			HUILE, GRAISSE, LUBRIF.
TOTAL - ORIG./DEST.			4 990	12 106			
BAIE COMEAU	GASOLINE FUEL OIL			2 949 10 194			ESSENCE MAZOUT
	TOTAL - ORIG./DEST.			13 143			
BLACK CAPE	GASOLINE FUEL OIL			6 966 5 770			ESSENCE MAZOUT
	TOTAL - ORIG./DEST.			12 736			
CHICOUTIMI	GASOLINE FUEL OIL			2 895 5 610			ESSENCE MAZOUT
	TOTAL - ORIG./DEST.			8 505			
GASPE	GASOLINE FUEL OIL			4 895 8 652			ESSENCE MAZOUT
	TOTAL - ORIG./DEST.			13 547			
MONTREAL	GASOLINE FUEL OIL			2 233 4 176			ESSENCE MAZOUT
	PETROL, COAL PROD. NES		3 842	27 463	7 828	20 741	DERIVE PIERRE CHARB. NOA
	TOTAL - ORIG./DEST.		8 018	46 707	7 828	20 741	
PORT CARTIER	GASOLINE FUEL OIL			3 020 17 203			ESSENCE MAZOUT
	TOTAL - ORIG./DEST.		13 366	20 223			
QUEBEC	GASOLINE FUEL OIL		6 094	23 840 22 376			ESSENCE MAZOUT
	TOTAL - ORIG./DEST.		6 094	46 216			
RIMOUSKI	GASOLINE FUEL OIL		281	5 133 3 343			ESSENCE MAZOUT
	TOTAL - ORIG./DEST.		281	8 476			
SEPT ILES	GASOLINE FUEL OIL			1 088 8 986			ESSENCE MAZOUT
	TOTAL - ORIG./DEST.			10 074			
TROIS RIVIERES	GASOLINE FUEL OIL			2 337 14 137			ESSENCE MAZOUT
	TOTAL - ORIG./DEST.			16 474			
COLBORNE	LIMESTONE				544 022	1 423 514	PIERRE CALCAIRE
TOTAL - ORIG./DEST.					544 022	1 423 514	
HAMILTON	FUEL OIL			12 427			MAZOUT
TOTAL - ORIG./DEST.				12 427			

TABLE 4. ORIGIN AND DESTINATION OF CARGOES HANDLED IN COASTWISE SHIPPING, BY SELECTED CANADIAN PORTS - OCT-DEC, 1981

TABLEAU 4. ORIGINE ET DESTINATION DES MARCHANDISES MANUTENTIONNEES EN CABOTAGE NATIONAL, SELON CERTAINS PORTS CANADIENS - OCT-DEC, 1981

SELECTED PORTS CERTAINS PORTS	ORIGIN OR DEST. ORIGINE DU DEST.	COMMODITY	METRIC TONNES - TONNES METRIQUE		MARCHANDISES	
			TONS LOADED - QTR-QUART	TONNES - CHARGÉES YEAR-ANNEE		TONS UNLOADED - QTR-QUART
CLARKSON	OAKVILLE	FUEL OIL	8 099	8 099	MAZOUT	
	TOTAL - ORIG./DEST.		8 099	8 099		
	PORT COLBORNE	CEMENT	4 990	4 990	CIMENT	
	TOTAL - ORIG./DEST.		4 990	4 990		
	SARNIA	GASOLINE		6 362	ESSENCE	
	TOTAL - ORIG./DEST.			6 362		
	SAULT STE. MARIE	GASOLINE FUEL OIL	2 295 513	6 116 6 695	ESSENCE MAZOUT	
TOTAL - ORIG./DEST.		2 808	12 811			
THUNDER BAY	GASOLINE	8 898	17 160	ESSENCE		
	FUEL OIL	13 184	39 516	MAZOUT		
	LUBRICATING OIL, GREASE		3 404	HUILE, GRAISSE LUBRIF.		
TOTAL - ORIG./DEST.		22 082	60 080			
WINDSOR	GASOLINE	4 617	16 557	ESSENCE		
	FUEL OIL	1 341	19 688	MAZOUT		
TOTAL - ORIG./DEST.		5 958	36 245			
SELECTED PORT TOTAL			96 805	464 702	551 850 1 444 255	TOTAL PAR PORT CHOISI
COLBORNE	CLARKSON	LIMESTONE	544 022	1 423 514	PIERRE CALCAIRE	
	TOTAL - ORIG./DEST.		544 022	1 423 514		
SELECTED PORT TOTAL			544 022	1 423 514	TOTAL PAR PORT CHOISI	
GODERICH	ARGENTIA	SALT		5 998	SEL	
	TOTAL - ORIG./DEST.			5 998		
	BAY ROBERTS	SALT		12 272	SEL	
	TOTAL - ORIG./DEST.			12 272		
	COME-BY-CHANCE	SALT		13 096	SEL	
	TOTAL - ORIG./DEST.			13 096		
	LONG POND	CORN		1 551	MAIS	
	TOTAL - ORIG./DEST.			1 551		
	PORT AUX BASQUES	SALT		5 198	SEL	
	TOTAL - ORIG./DEST.			5 198		
	BAIE COMEAU	BARLEY	7 904	7 904	ORGE	
		CORN	31 659	31 659	MAIS	
		SALT	10 197	28 122	SEL	
	TOTAL - ORIG./DEST.		49 760	67 685		
	HAVRE ST. PIERRE	SALT		6 998	SEL	
	TOTAL - ORIG./DEST.			6 998		
	MONTREAL	CORN	11 717	11 717	MAIS	
		SALT	24 918	165 321	SEL	
	TOTAL - ORIG./DEST.		36 635	177 038		
	PORT CARTIER	WHEAT		43 214	BLE	
TOTAL - ORIG./DEST.			43 214			
QUEBEC	SALT	45 158	72 600	SEL		
TOTAL - ORIG./DEST.		45 158	72 600			
SEPT ILES	SALT		10 497	SEL		
TOTAL - ORIG./DEST.			10 497			
SOREL	CORN	15 395	28 358	MAIS		
	WHEAT		18 011	BLE		
TOTAL - ORIG./DEST.		15 395	46 369			
TROIS RIVIERES	BARLEY	3 614	3 614	ORGE		
	CORN	17 621	17 621	MAIS		
	SALT	44 497	44 497	SEL		
TOTAL - ORIG./DEST.		65 732	65 732			
MIDLAND	WHEAT		2 830	BLE		
TOTAL - ORIG./DEST.			2 830			
PARRY SOUND	SALT	15 496	33 640	SEL		
TOTAL - ORIG./DEST.		15 496	33 640			
PORT MCNICOLL	WHEAT		11 245	BLE		
TOTAL - ORIG./DEST.			11 245			
PRESCOTT	SALT		19 214	SEL		
TOTAL - ORIG./DEST.			19 214			

TABLE 4. ORIGIN AND DESTINATION OF CARGOES HANDLED IN COASTWISE SHIPPING, BY SELECTED CANADIAN PORTS - OCT-DEC, 1981

TABLEAU 4. ORIGINE ET DESTINATION DES MARCHANDISES MANUTENTIONNEES EN CABOTAGE NATIONAL, SELON CERTAINS PORTS CANADIENS - OCT-DEC, 1981

METRIC TONNES - TONNES METRIQUE

SELECTED PORTS CERTAINS PORTS	ORIGIN OR DEST. ORIGINE OU DEST.	COMMODITY	TONS - TONNES LOADED - CHARGÉES		TONS - TONNES UNLOADED - DECHARGÉES		MARCHANDISES
			QTR-QUART	YEAR-ANNEE	QTR-QUART	YEAR-ANNEE	
GODERICH	THUNDER BAY	BARLEY			2 874	14 263	ORGE
		OATS			6 582	23 924	AVOINE
		WHEAT			39 523	114 529	BLE
		HULLS, SCREENINGS, CHAFF			18 522	49 416	ECOLURES, CRIBLURES, BAL
		SALT	54 119	92 093			SEL
	TOTAL - ORIG./DEST.		54 119	92 093	67 501	202 132	
SELECTED PORT TOTAL			282 295	687 270	67 501	202 132	TOTAL PAR PORT CHOISI
HAMILTON	CLARENVILLE	PETROL, COAL PROD. NES		2 499			DERIVE PETR., CHARB. NDA
	TOTAL - ORIG./DEST.			2 499			
	HALIFAX	GYP SUM				26 159	GYPSE
	TOTAL - ORIG./DEST.					26 159	
	HANTSPO RT	GYP SUM				5 283	GYPSE
	TOTAL - ORIG./DEST.					5 283	
	LITTLE NARROWS	GYP SUM				30 160	GYPSE
	TOTAL - ORIG./DEST.					30 160	
	SYDNEY	FUEL OIL		5 503			MAZOUT
	TOTAL - ORIG./DEST.			5 503			
	CHICOUTIMI	FERRO-ALLOYS				1 139	FERRO-ALLIAGES
	TOTAL - ORIG./DEST.					1 139	
	MONTREAL	FUEL OIL	19 551	19 551		3 877	MAZOUT
	TOTAL - ORIG./DEST.		19 551	19 551		3 877	
	CONTRECOEUR	COKE		2 804			COKE
	TOTAL - ORIG./DEST.			2 804			
	PORT CARTIER	DOLOMITE		25 393			DOLOMITE
	TOTAL - ORIG./DEST.			25 393			
	QUEBEC	IRON ORE AND CONC				22 242	MINERAI, CONC. DE FER
	TOTAL - ORIG./DEST.					22 242	
	SEPT ILES	IRON ORE AND CONC				349 274	MINERAI, CONC. DE FER
	TOTAL - ORIG./DEST.					349 274	
	POINT NOIRE	IRON ORE AND CONC CASTINGS, FORGINGS	3 894	5 128	415 614	2 034 018	MINERAI, CONC. DE FER MOUL. PIECES FORGEES
	TOTAL - ORIG./DEST.		3 894	5 128	415 614	2 034 018	
	SOREL	PIG IRON			4 824	7 323	FER EN GUEUSE
	TOTAL - ORIG./DEST.				4 824	7 323	
	VALLEYFIELD	VEGETABLE PREP. NES MISC. FOOD PREP. NES VENEER, PLYWOOD BARS AND RODS, STEEL PLATE & SHEET STEEL METAL FAB. BASIC PROD.	213	213 1 108 60 472			PREP. DE LEGUMES NDA DIV. PREP. ALIM. NDA PLACAGES, CONTRE-PLAQ. BARRES ET TIGES ACIER TOLES, FEUILLES D'ACIER OUVR. DE BASE EN METAL
	TOTAL - ORIG./DEST.		380	6 040			
	CLARKSON	FUEL OIL				12 427	MAZOUT
	TOTAL - ORIG./DEST.					12 427	
	MICHIPICOTEN HARBOU	IRON AND STEEL SCRAP	16 614	16 614			DECHETS DE FER ACIER
	TOTAL - ORIG./DEST.		16 614	16 614			
	NANTICOKE	FUEL OIL				18 704	MAZOUT
	TOTAL - ORIG./DEST.					18 704	
	PRESCOTT	PAPERBOARD				82	CARTON
	TOTAL - ORIG./DEST.					82	
	SARNIA	FUEL OIL			27 119	101 799	MAZOUT
	TOTAL - ORIG./DEST.				27 119	101 799	
	SAULT STE. MARIE	COKE COAL TAR, PITCH PETROL, COAL PROD. NES PLATE & SHEET STEEL MACHINERY NES			4 448 1 933 1 379 1 101	4 448 10 016 1 379 1 101	COKE GOUDRON, BRAI DE BOUIL. DERIVE PETR., CHARB. NDA TOLES, FEUILLES D'ACIER MACHINES NDA
	TOTAL - ORIG./DEST.				8 861	17 010	
	THUNDER BAY	FRUITS, PREP. CANNED VEGETABLE PREP. NES MISC. FOOD PREP. NES NON-ALCOHOLIC BEVERAGE DIST. ALCOHOLIC BEV. PULPWOOD	2 918	138 13 970 3 140 20 294		19	FRUITS PREP. EN BOITE PREP. DE LEGUMES NDA DIV. PREP. ALIM. NDA BOISSONS NON-ALCOOLIQ. BOISS. ALCOOL. DIST. BOIS A PATIF
	TOTAL - ORIG./DEST.					37	37

TABLE 4. ORIGIN AND DESTINATION OF CARGOES HANDLED IN COASTWISE SHIPPING, BY SELECTED CANADIAN PORTS - OCT-DEC, 1981

TABLEAU 4. ORIGINE ET DESTINATION DES MARCHANDISES MANUTENTIONNEES EN CABOTAGE NATIONAL, SELON CERTAINS PORTS CANADIENS - OCT -DEC , 1981

METRIC TONNES - TONNES METRIQUE

SELECTED PORTS CERTAINS PORTS	ORIGIN OR DEST. ORIGINE OU DEST.	COMMODITY	TONS - TONNES LOADED - CHARGES		TONS - TONNES UNLOADED - DECHARGES		MARCHANDISES	
			QTR-QUART	YEAR-ANNEE	QTR-QUART	YEAR-ANNEE		
HAMILTON	THUNDER BAY	IRON ORE AND CONC				1 074 008	MINERAL, CONC. DE FER	
		LUMBER AND TIMBER			7 805	10 459	BOIS O DEUVRE ET CHARP	
		SHINGLES AND SHAKES		40			BARDEAUX, BARD. FACADE	
		SAWMILL PRODUCTS NES					SCIAGES NDA	
		VENEER, PLYWOOD				64	18 210	PLACAGES, CONTRE-PLAQ.
		WOOD FAB. MATERIALS		36				DEMI-PRODUITS EN BOIS
		PULP				300	300	PATE
		NEWSPRINT PAPER				4 492	10 120	PAPIER JOURNAL
		PAPERBOARD				972	2 818	CARTON
		BLOG. PAPER AND BOARD		388		7 533	7 533	PLAQ. CONSTR., PAP/CART.
		POTASH				19 913	19 913	POTASSE
		CHEM. SPECIALTIES NES	18	1 577				PROD. CHIM. SPECIAUX NDA
		GASOLINE	645	645				ESSENCE
		FUEL OIL	114	308				MAZOUT
		LUBRICATING OIL, GREASE		82				HUILE, GRAISSE LUBRIF.
		PETROL. COAL PROD. NES	797	4 390				DERIVE PETR. CHARB. NDA
		CASTINGS, FORGINGS		77				MOL. PIECES FORGEES
		BAR AND RODS, STEEL	1 333	2 738				BARRES ET TIGES ACIER
		PLATE & SHEET STEEL	38 414	148 541				TOLES, FEUILLES O ACIER
		STRUCTURAL SHAPES	588	1 171				PROFILES DE CONSTRUCT.
		RAILS & TRACK MATERIAL	93	135				RAILS, MAT. VOIE FERREE
PIPES, TUBES: IRON, STEEL	110	642				TUYAUX, TUBES: FER, ACIER		
WIRE	54	171				FIL METALLIQUE		
METAL FAB. BASIC PROD.	123	219				OUVR. DE BASE EN METAL		
BRICKS, TILES NES	22	22				BRICKES, TUILES NDA		
CEMENT		34				CIMENT		
CEMENT BASIC PROD.	32	32				OUVR. DE BASE CIMENT		
MACHINERY NES	5	9				MACHINES NDA		
PASS. AUTOS AND CHASSIS	6	6				VOITURES PART., CHASSIS		
TRUCKS AND CHASSIS	2	14				CAMIONS ET CHASSIS		
CONTAINERS, CLOSURES	107	122				CONTENEURS, FERMETURES		
GENERAL CARGO	874	9 604				MARCHANDISES DIVERSES		
	TOTAL - ORIG./DEST.		46 346	188 565	41 116	1 143 463		
WINDSOR		VEGETABLE PREP. NES				408	PREP. DE LEGUMES NDA	
		FUEL OIL	18 373	45 221			MAZOUT	
		METAL FAB. BASIC PROD.		242			OUVR. DE BASE EN METAL	
	TOTAL - ORIG./DEST.		18 373	45 463		408		
SELECTED PORT TOTAL			105 158	317 560	497 534	3 773 368	TOTAL PAR PORT CHOISI	
NANTICOKE	MONTREAL	GASOLINE	6 935	6 935			ESSENCE	
		FUEL OIL	58 579	95 976			MAZOUT	
		TOTAL - ORIG./DEST.		65 514	102 911			
	POINT NOIRE	IRON ORE AND CONC				26 210	186 537	MINERAL, CONC. DE FER
						26 210	186 537	
	BRITT		GASOLINE	726	726			ESSENCE
			FUEL OIL	3 788	3 788			MAZOUT
		TOTAL - ORIG./DEST.		4 514				
	HAMILTON	FUEL OIL			18 704			MAZOUT
					18 704			
	PORT COLBORNE	FUEL OIL		8 680	8 680			MAZOUT
				8 680	8 680			
	SARNIA	GASOLINE					4 981	ESSENCE
							4 981	
	SAULY STE. MARIE	GASOLINE			2 963			ESSENCE
			FUEL OIL	26 511	51 000			MAZOUT
		TOTAL - ORIG./DEST.		26 511	53 963			
	THUNDER BAY	COAL, BITUMINOUS				480 615	1 985 444	CHARBON BITUMINEUX
			GASOLINE	4 373	6 376			ESSENCE
			FUEL OIL	18 746	26 187			MAZOUT
		TOTAL - ORIG./DEST.		23 119	32 563	480 615	1 985 444	
TORONTO	FUEL OIL		7 757	7 757			MAZOUT	
			7 757	7 757				
WINDSOR	GASOLINE			2 605			ESSENCE	
		FUEL OIL		19 431			MAZOUT	
	TOTAL - ORIG./DEST.			22 036				
SELECTED PORT TOTAL			136 095	251 128	506 825	2 176 962	TOTAL PAR PORT CHOISI	
THUNDER BAY	BOTWOOD	SULPHUR IN ORES		7 224			SOUFRE EN MINERAL	
				7 224				
LONG POND	BARLEY			1 875			ORGE	
		OATS		1 636			AVOINE	

TABLE 4. ORIGIN AND DESTINATION OF CARGOES HANDLED IN COASTWISE SHIPPING, BY SELECTED CANADIAN PORTS - OCT-DEC, 1981
 TABLEAU 4. ORIGINE ET DESTINATION DES MARCHANDISES MANUTENTIONNEES EN CABOTAGE NATIONAL, SELON CERTAINS PORTS CANADIENS - OCT-DEC, 1981

SELECTED PORTS CERTAINS PORTS	ORIGIN OR DEST. ORIGINE OU DEST.	COMMODITY	METRIC TONNES - TONNES METRIQUE		MARCHANDISES		
			TONS LOADED - QTR-QUART	TONNES CHARGÉES YEAR-ANNÉE		TONS UNLOADED - QTR-QUART	TONNES DECHARGÉES YEAR-ANNÉE
THUNDER BAY	LONG POND	WHEAT	3 848	8 643	BLE ECOLURES, CRIBLURES, BAL		
	TOTAL - ORIG./DEST.	HULLS, SCREENINGS, CHAFF	1 085	1 085			
	ST. JOHNS	BARLEY	1 555	3 838	ORGE BLE		
	TOTAL - ORIG./DEST.	WHEAT	2 868	5 711			
HALIFAX	TOTAL - ORIG./DEST.	BARLEY	1 499	12 702	ORGE BLE MALT ET FARINE DE MALT GRAINE DE LIN		
		WHEAT	11 988	43 380			
		MALT AND MALT FLOUR	1 502	1 502			
		FLAXSEED		5 202			
SYDNEY	COAL, BITUMINOUS		25 191	CHARBON BITUMINEUX			
BAIE COMEAU	BARLEY	100 700	159 483	ORGE			
TOTAL - ORIG./DEST.	CORN	9 845	9 845	MAIS			
	RYE	4 499	19 617	SEIGLE			
	WHEAT	197 781	848 874	BLE			
	FLAXSEED	5 928	14 795	GRAINE DE LIN			
	RAPESEED	14 761	38 370	GRAINE DE COLZA			
	333 514	1 090 984					
MONTREAL	TOTAL - ORIG./DEST.	BARLEY	138 322	368 770	ORGE AVOINE SEIGLE BLE MALT ET FARINE DE MALT GRAINE DE LIN POTASSE TOLES, FEUILLES D'ACIER		
		OATS	13 750	38 100			
		RYE		2 717			
		WHEAT	777 342	2 412 910			
		MALT AND MALT FLOUR	6 011	6 011			
		FLAXSEED		5 373			
		POTASH	32 812	55 106			
		PLATE & SHEET STEEL				14 846 14 846	
PORT CARTIER	TOTAL - ORIG./DEST.	BARLEY	141 363	384 450	ORGE AVOINE BLE		
		OATS	3 315	3 315			
		WHEAT	411 484	1 473 161			
QUEBEC	BARLEY	260 538	1 012 531	ORGE			
TOTAL - ORIG./DEST.	OATS	15 085	50 240	AVOINE			
	WHEAT	678 811	1 794 492	BLE			
954 434	2 857 263						
SOREL	TOTAL - ORIG./DEST.	BARLEY	14 293	38 900	ORGE MAIS AVOINE BLE GRAINE DE LIN		
		CORN	5 266	5 266			
		OATS	2 090	7 048			
		WHEAT	266 510	773 469			
		FLAXSEED		3 475			
288 159	828 158						
TROIS RIVIERES	TOTAL - ORIG./DEST.	BARLEY	30 070	65 480	ORGE MAIS AVOINE SEIGLE BLE PROD. CHIM. INDRG. NDA		
		CORN	27 882	27 882			
		OATS		6 131			
		RYE	74 779	74 779			
		WHEAT	50 757	256 688			
		INORGANIC CHEMS. NES	8 883	8 883			
		192 371	439 843				
VALLEYFIELD	TOTAL - ORIG./DEST.	NON-ALCOHOLIC BEVERAGE			15	15	BOISSONS NON-ALCOOLIQ. PLACAGES, CONTRE-PLAQ. TOLES, FEUILLES D'ACIER PROFILES DE CONSTRUCT. RAILS, MAT. VOIE FERREE TUYAUX, TUBES: FER, ACIER FIL METALLIQUE OUVR. DE BASE EN METAL PROD. MIN. NON-MET. BASE AUTOBUS ET CHASSIS NAVIRES, AVIONS, VEH. DIV MARCHANDISES DIVERSES
		VENEER, PLYWOOD		319			
		PLATE & SHEET STEEL			220	220	
		STRUCTURAL SHAPES				107	
		RAILS & TRACK MATERIAL				267	
		PIPES, TUBES: IRON, STEEL				58	
		WIRE			20	20	
		METAL FAB. BASIC PROD.				24	
		NON-MET. MIN. BASIC PROD.			47	47	
		BUSES AND CHASSIS			11	11	
		SHIPS, AIRCRAFT, MIS. VEH			8	8	
		GENERAL CARGO				162	
		319			321	939	
		AMHERSTBURG	METALLIC SALTS			6 841	
6 841				6 841	46 912		
CLARKSON	TOTAL - ORIG./DEST.	GASOLINE			8 898	17 160	ESSENCE MAZOUT HUILE, GRAISSE LUBRIF.
		FUEL OIL			13 184	39 516	
		LUBRICATING OIL, GREASE				3 404	
22 082			60 080				
CDLLINGWOOD	TOTAL - ORIG./DEST.	BARLEY	1 301	8 434	ORGE AVOINE BLE ECOLURES, CRIBLURES, BAL		
		OATS	3 985	15 495			
		WHEAT	6 568	20 100			
		HULLS, SCREENINGS, CHAFF	2 864	9 251			
		14 718	53 280				

TABLE 4. ORIGIN AND DESTINATION OF CARGOES HANDLED IN COASTWISE SHIPPING, BY SELECTED CANADIAN PORTS - OCT-DEC, 1981

TABLEAU 4. ORIGINE ET DESTINATION DES MARCHANDISES MANUTENTIONNEES EN CABOTAGE NATIONAL, SELON CERTAINS PORTS CANADIENS - OCT-DEC, 1981

METRIC TONNES - TONNES METRIQUE

SELECTED PORTS CERTAINS PORTS	ORIGIN OR DEST. ORIGINE OU DEST.	COMMODITY	TONS - TONNES		TONS - TONNES		MARCHANDISES
			LOADED QTR-QUART	CHARGEES YEAR-ANNEE	UNLOADED QTR-QUART	DECHARGEES YEAR-ANNEE	
THUNDER BAY	GODERICH	BARLEY	2 874	14 263			ORGE
		OATS	6 582	23 924			AVOINE
		WHEAT	39 523	114 529			BLE
		HULLS, SCREENINGS, CHAFF	18 522	49 416			ECOLURES, CRIBLURES, BAL
		SALT			54 119	92 093	SEL
	TOTAL - ORIG./DEST.		67 501	202 132	54 119	92 093	
	HAMILTON	FRUITS, PREP. CANNED				138	FRUITS PREP. EN BOITE
		VEGETABLE PREP. NES		19	2 918	13 970	PREP. DE LEGUMES NDA
		MISC. FOOD PREP. NES				3 140	DIV. PREP. ALIM. NDA
		NDN-ALCOHOLIC BEVERAGE				20	BOISSONS NDN-ALCOOLIQ.
		DIST. ALCOHOLIC BEV.				71	BOISS. ALCOOL. DIST.
		PULPWOOD	37	37			BOIS A PATE
		IRON ORE AND CONC		1 074 008			MINERAL, CONC. DE FER
		LUMBER AND TIMBER	7 805	10 459			BOIS D OEUVRE ET CHARP
		SHINGLES AND SHAKES				40	BARDEAUX, BARD. FACADE
		SAWMILL PRODUCTS NES		41			SCIAGES NDA
		VENEER, PLYWOOD	64	18 210			PLACAGES, CONTRE-PLAQ.
		WOOD FAB. MATERIALS				36	DEMI-PRODUITS EN BOIS
		PULP	300	300			PATE
		NEWSPRINT PAPER	4 492	10 120			PAPIER JOURNAL
		PAPERBOARD	972	2 818			CARTON
		BLDG. PAPER AND BOARD	7 533	7 533			388 PLAQ. CONSTR., PAP/CART.
		POTASH	19 913	19 913			POTASSE
		CHEM. SPECIALTIES NES				18	1 577 PROD. CHIM. SPECIAUX NDA
		GASOLINE			645	645	ESSENCE
		FUEL OIL			114	308	MAZOUT
		LUBRICATING OIL, GREASE				82	HUILE, GRAISSE LUBRIF.
		PETROL, COAL PROD. NES			797	4 390	DERIVE PETR. CHARB. NDA
		CASTINGS, FORGINGS				77	MOUL. PIECES FORGEES
		BARNS AND ROOS, STEEL			1 333	2 738	BARRES ET TIGES ACIER
		PLATE & SHEET STEEL			38 414	148 541	TOLES, FEUILLES D ACIER
		STRUCTURAL SHAPES			588	1 171	PROFILES DE CONSTRUCT.
		RAILS & TRACK MATERIAL			93	135	RAILS, MAT. VOIE FERREE
		PIPES, TUBES: IRON, STEEL			110	642	TUYAUX, TUBES: FER, ACIER
		WIRE			54	171	FIL METALLIQUE
		METAL FAB. BASIC PROD.			123	219	OUVR. DE BASE EN METAL
		BRICKS, TILES NES				22	BRIQUES, TUILES NDA
		CEMENT				34	CIMENT
		CEMENT BASIC PROD.				32	OUVR. DE BASE CIMENT
		MACHINERY NES				5	9 MACHINES NDA
		PASS. AUTOS AND CHASSIS				6	6 VOITURES PART., CHASSIS
		TRUCKS AND CHASSIS		5		2	14 CAMIONS ET CHASSIS
		CONTAINERS, CLOSURES				107	122 CONTENEURS, FERMETURES
		GENERAL CARGO				874	9 604 MARCHANDISES OIVERSES
	TOTAL - ORIG./DEST.		41 116	1 143 463	46 346	188 565	
	KINGSTON	BARLEY		22 536			ORGE
		WHEAT	58 279	80 129			BLE
	TOTAL - ORIG./DEST.		58 279	102 665			
	MARATHON	INORGANIC CHEMS. NES	6 247	23 024			PROD. CHIM. INORG. NDA
		GASOLINE	1 013	1 013			ESSENCE
		FUEL OIL	3 291	3 291			MAZOUT
		MACHINERY NES				62	MACHINES NDA
	TOTAL - ORIG./DEST.		10 551	27 390			
	MIDLAND	BARLEY	29 841	50 387			ORGE
		OATS	16 184	17 182			AVOINE
		WHEAT	156 107	312 939			BLE
	TOTAL - ORIG./DEST.		202 132	380 508			
	NANTICOKE	COAL, BITUMINOUS	480 615	1 985 444			CHARBON BITUMINEUX
		GASOLINE			4 373	6 376	ESSENCE
		FUEL OIL			18 746	26 187	MAZOUT
	TOTAL - ORIG./DEST.		480 615	1 985 444	23 119	32 563	
	DAKVILLE	GASOLINE				3 187	ESSENCE
		FUEL OIL				3 203	MAZOUT
	TOTAL - ORIG./DEST.					6 390	
	OWEN SOUND	BARLEY		2 528			ORGE
		OATS	2 041	4 860			AVOINE
		WHEAT	53 391	104 056			BLE
		HULLS, SCREENINGS, CHAFF	2 466	9 108			ECOLURES, CRIBLURES, BAL
	TOTAL - ORIG./DEST.		57 898	120 552			
	PORT COLBORNE	WHEAT	93 123	301 269			BLE
		COAL, BITUMINOUS			443	443	CHARBON BITUMINEUX
	TOTAL - ORIG./DEST.		93 123	301 269	443	443	
	PORT MCNICOLL	BARLEY		19 181			ORGE
		WHEAT	118 272	203 075			BLE
	TOTAL - ORIG./DEST.		118 272	222 256			
	PORT STANLEY	POTASH	8 230	110 242			POTASSE
	TOTAL - ORIG./DEST.		8 230	110 242			

TABLE 4. ORIGIN AND DESTINATION OF CARGOES HANDLED IN COASTWISE SHIPPING, BY SELECTED CANADIAN PORTS - OCT-DEC, 1981

TABLEAU 4. ORIGINE ET DESTINATION DES MARCHANDISES MANUTENTIONNEES EN CABOTAGE NATIONAL, SELON CERTAINS PORTS CANADIENS - OCT-DEC, 1981

		METRIC TONNES - TONNES METRIQUE					
SELECTED PORTS CERTAINS PORTS	ORIGIN OR DEST. ORIGINE OU DEST.	COMMODITY	TONS - TONNES		TONS - TONNES		MARCHANDISES
			LOADED - QTR-QUART	CHARGEES YEAR-ANNEE	UNLOADED - QTR-QUART	DECHARGEES YEAR-ANNEE	
THUNDER BAY	PRESCOTT	BARLEY	15 705	23 962			ORGE
		OATS	3 133	10 977			AVOINE
		WHEAT	51 509	83 529			BLE
		POTASH	6 995	6 995			POTASSE
		TOTAL - ORIG./DEST.	77 342	125 463			
	SARNIA	WHEAT	67 713	152 747			BLE
		POTASH	28 652	32 651			POTASSE
		SYNTHETIC RUBBER				182	CAOUTCHOUC SYNTHETIQUE
		PLASTIC MATERIALS				165	MATIERES PLASTIQUES
		GASOLINE			45 017	135 882	ESSENCE
FUEL OIL				90 763	231 635	MAZOUT	
TOTAL - ORIG./DEST.	96 365	185 398	135 780	367 898	34 DERIVE PETR.CHARB.NDA		
SAULT STE. MARIE	VEGETABLE PREP.NES				237	PREP. DE LEGUMES NDA	
	COAL,BITUMINOUS		26 247			CHARBON BITUMINEUX	
	PETROL.COAL PROD.NES				1 736	DERIVE PETR.CHARB.NDA	
	PLATE & SHEET STEEL			5 908	19 834	TOLES,FEUILLES D ACIER	
TOTAL - ORIG./DEST.	26 247	26 247	8 651	25 979	4 172 PROFILES DE CONSTRUCT.		
TORONTO	BARLEY	27 841	121 945			ORGE	
	RYE		2 658			SEIGLE	
	WHEAT	43 921	191 342			BLE	
	MALT AND MALT FLOUR	1 746	15 794			MALT ET FARINE DE MALT	
TOTAL - ORIG./DEST.	73 508	331 739					
WINDSOR	MEAT AND MEAT PREP.NES			1 135	3 183	VIANDES ET PREP.NDA	
	FISH,CANNED			181	340	POISSON EN BOITES	
	FRUIT JUICES			2 246	4 055	JUS DE FRUIT	
	FRUITS, PREP. CANNED			2 847	5 434	FRUITS PREP. EN BOITE	
	VEGETABLE PREP.NES			11 040	14 125	PREP. DE LEGUMES NDA	
	MISC.FOOD PREP.NES				19 959	OIV.PREP.ALIM.NDA	
	NON-ALCOHOLIC BEVERAGE				21	BOISSONS NON-ALCOOLIQ.	
	DIST.ALCOHOLIC BEV.				46	BOISS.ALCOOL.DIST.	
	FLAXSEED		10 873			GRAINE DE LIN	
	RAPESEED	6 861	17 240			GRAINE DE COLZA	
	LAG,DRSS,BY-PRODUCTS			284	284	POUS.GUEUL.SCOR.PROD.	
	LUMBER AND TIMBER	7 984	18 229			BOIS D OEUVRE ET CHARP	
	VENEER,PLYWOOD	920	6 494			PLACAGES,CONTRE-PLAQ.	
	PAPER NES	51	93			PAPIER NDA	
	PAPERBOARD	1 467	2 671			CARTON	
	BLDG.PAPER AND BOARD	2 584	2 584			PLAQ.CONSTR.,PAP/CART.	
	METALLIC SALTS			1 215	3 911	SELS METALLIQUES	
	SYNTHETIC RUBBER			463	698	CAOUTCHOUC SYNTHETIQUE	
	PLASTIC MATERIALS			47	112	MATIERES PLASTIQUES	
	PLATE & SHEET STEEL			1 204	1 541	TOLES,FEUILLES D ACIER	
	STRUCTURAL SHAPES				222	PROFILES DE CONSTRUCT.	
	BRICKS,TILES NES	31	31			BRIGUES,TUILES NDA	
	PASS.AUTOS AND CHASSIS			3	22	VOITURES PART.,CHASSIS	
	BUSES AND CHASSIS			14	150	AUTOBUS ET CHASSIS	
	TRUCKS AND CHASSIS			26	80	CAMIONS ET CHASSIS	
	ROAD MOTOR VEH. NES			3	3	VEH.AUTOM.ROUTIERS NDA	
	TOTAL - ORIG./DEST.	19 898	58 215	20 775	54 209		
SELECTED PORT TOTAL		4 736 770	15 460 732	318 477	890 917	TOTAL PAR PORT CHOISI	
SARNIA	GOOSE BAY	GASOLINE		620			ESSENCE
		FUEL OIL	6 534	18 637			MAZOUT
	TOTAL - ORIG./DEST.	6 534	19 257				
	ST. JOHNS	BARLEY		1 793			ORGE
		CORN	833	2 599			MAIS
		WHEAT	309	309			BLE
	TOTAL - ORIG./DEST.	1 142	4 701				
	CHARLOTTE TOWN	FUEL OIL		6 116			MAZOUT
		TOTAL - ORIG./DEST.	6 116	6 116			
	HALIFAX	FUEL OIL		1 444			MAZOUT
TOTAL - ORIG./DEST.		1 444	1 444				
SYDNEY	FUEL OIL		8 754			MAZOUT	
	TOTAL - ORIG./DEST.	8 754	8 754				
NEWCASTLE	FUEL OIL		4 306			MAZOUT	
	TOTAL - ORIG./DEST.	4 306	4 306				
CHICOUTIMI	FUEL OIL	7 830	7 830			MAZOUT	
	TOTAL - ORIG./DEST.	7 830	7 830				
MONTREAL	CRUDE PETROLEUM	555	555			PETROLE BRUT	
	GASOLINE	7 509	34 204	3 629	25 567	ESSENCE	
	FUEL OIL	109 042	401 453	28 385	75 490	MAZOUT	

TABLE 4. ORIGIN AND DESTINATION OF CARGOES HANDLED IN COASTWISE SHIPPING, BY SELECTED CANADIAN PORTS - OCT-DEC, 1981

TABLEAU 4. ORIGINE ET DESTINATION DES MARCHANDISES MANUTENTIONNEES EN CABOTAGE NATIONAL, SELON CERTAINS PORTS CANADIENS - OCT-DEC, 1981

METRIC TONNES - TONNES METRIQUE

SELECTED PORTS CERTAINS PORTS	ORIGIN OR DEST. ORIGINE OU DEST.	COMMODITY	TONS - TONNES		TONS - TONNES		MARCHANDISES
			LOADED QTR-QUART	- CHARGEES YEAR-ANNEE	UNLOADED QTR-QUART	- DECHARGEES YEAR-ANNEE	
SARNIA	MONTREAL	LUBRICATING OIL, GREASE PETROL. COAL PROD. NES	1 029	3 428		19 323	HUILE, GRAISSE LUBRIF. DERIVE PETR. CHARB. NDA
	TOTAL - ORIG./DEST.		118 135	439 640	31 914	147 463	
	VARENNES	FUEL OIL	7 413	15 470			MAZOUT
	TOTAL - ORIG./DEST.		7 413	15 470			
	PORT CARTIER	CORN WHEAT	69 875	69 875			MAIS BLE
	TOTAL - ORIG./DEST.		69 875	118 723			
	QUEBEC	WHEAT ORGANIC CHEMICALS NES FUEL OIL	8 582	9 159			BLE PROD. CHIM. ORGAN. NDA
	TOTAL - ORIG./DEST.		33 120	16 429			MAZOUT
	SEPT ILES	FUEL OIL	1 106	1 106			MAZOUT
	TOTAL - ORIG./DEST.		1 106	1 106			
	SOREL	CORN	18 117	52 727			MAIS
	TOTAL - ORIG./DEST.		18 117	52 727			
	TROIS RIVIERES	CORN INORGANIC CHEMS. NES FUEL OIL	38 322	38 322			MAIS PROD. CHIM. INORG. NDA
	TOTAL - ORIG./DEST.		18 086	32 283			MAZOUT
	BRITT	GASOLINE FUEL OIL	28 187	52 907			ESSENCE MAZOUT
	TOTAL - ORIG./DEST.		18 232	19 180			
	BYNG INLET	GASOLINE FUEL OIL		17 502			ESSENCE MAZOUT
	TOTAL - ORIG./DEST.			8 972			
	CLARKSON	GASOLINE				6 362	ESSENCE
	TOTAL - ORIG./DEST.					6 362	
	CDRWALL	INORGANIC CHEMS. NES FUEL OIL	27 294	61 477			PROD. CHIM. INORG. NDA
	TOTAL - ORIG./DEST.		7 517	18 828			MAZOUT
	CUTLER	GASOLINE FUEL OIL	5 491	12 862			ESSENCE MAZOUT
	TOTAL - ORIG./DEST.		8 283	11 090			
	HAMILTON	FUEL OIL	27 119	101 799			MAZOUT
	TOTAL - ORIG./DEST.		27 119	101 799			
	KINGSTON	FUEL OIL		45 059			MAZOUT
	TOTAL - ORIG./DEST.			45 059			
	LITTLE CURRENT	GASOLINE FUEL OIL	3 399	8 668			ESSENCE MAZOUT
	TOTAL - ORIG./DEST.		4 826	8 677			
	MARATHON	GASOLINE FUEL OIL	878	4 083			ESSENCE MAZOUT
	TOTAL - ORIG./DEST.		3 284	13 440			
	MICHIPICOTEN HARBOU	FUEL OIL				1 939	MAZOUT
	TOTAL - ORIG./DEST.					1 939	
	MIDLAND	WHEAT		40 790			BLE
	TOTAL - ORIG./DEST.			40 790			
	MORRISBURG	FUEL OIL	13 913	40 453			MAZOUT
	TOTAL - ORIG./DEST.		13 913	40 453			
	NANTICOKE	GASOLINE		4 981			ESSENCE
	TOTAL - ORIG./DEST.			4 981			
	OAKVILLE	GASOLINE FUEL OIL		6 577	7 206	14 912	ESSENCE MAZOUT
	TOTAL - ORIG./DEST.			8 488	7 206	14 912	
	OSHAWA	FUEL OIL		8 070			MAZOUT
	TOTAL - ORIG./DEST.			8 070			
	PARRY SOUND	GASOLINE FUEL OIL	23 404	72 607			ESSENCE MAZOUT
	TOTAL - ORIG./DEST.		47 811	134 036		5 738	
	PELEE ISLAND	WHEAT				1 225	BLE
	TOTAL - ORIG./DEST.			206 643		1 225	

TABLE 4. ORIGIN AND DESTINATION OF CARGOES HANDLED IN COASTWISE SHIPPING, BY SELECTED CANADIAN PORTS - OCT-DEC, 1981

TABLEAU 4. ORIGINE ET DESTINATION DES MARCHANDISES MANUTENTIONNEES EN CABOTAGE NATIONAL, SELON CERTAINS PORTS CANADIENS - OCT-DEC, 1981

SELECTED PORTS CERTAINS PORTS	ORIGIN OR DEST. ORIGINE OU DEST.	COMMODITY	METRIC TONNES - TONNES METRIQUE				MARCHANDISES
			TONS LOADED QTR-QUART	- TONNES CHARGÉES YEAR-ANNEE	TONS UNLOADED QTR-QUART	- TONNES DECHARGÉES YEAR-ANNEE	
SARNIA	PORT LAMPTON	FUEL OIL		10 746		11 999	MAZOUT
	TOTAL - ORIG./DEST.			10 746		11 999	
	PORT MCNICOLL	WHEAT	31 940	75 360			BLE
	TOTAL - ORIG./DEST.		31 940	75 360			
	PRESCOTT	WHEAT		24 793			BLE
	TOTAL - ORIG./DEST.			24 793			
	ST. CATHARINES	FUEL OIL		41 451			MAZOUT
	TOTAL - ORIG./DEST.			41 451			
	SAULT STE. MARIE	GASOLINE	37 863	147 220			ESSENCE
		FUEL OIL	69 743	250 924			MAZOUT
	TOTAL - ORIG./DEST.		107 606	398 144			
	THOROLD	INORGANIC CHEMS. NES	32 664	80 837			PROD. CHIM. INORG. NDA
		METAL FAB. BASIC PROD.			91	91	OUVR. DE BASE EN METAL
	TOTAL - ORIG./DEST.		32 664	80 837	91	91	
	THUNDER BAY	WHEAT			67 713	152 747	BLE
	POTASH			28 652	32 651	POTASSE	
	SYNTHETIC RUBBER		182			CAOUTCHOUC SYNTHETIQUE	
	PLASTIC MATERIALS		165			MATIERES PLASTIQUES	
	GASOLINE	45 017	135 882			ESSENCE	
	FUEL OIL	90 763	231 635			MAZOUT	
	PETROL-COAL PRDD. NES		34			DERIVE PETR. CHARB. NDA	
TOTAL - ORIG./DEST.		135 780	367 898	96 365	185 398		
TORONTO	GASOLINE		6 496			ESSENCE	
	FUEL OIL		26 056	2 763	2 763	MAZOUT	
TOTAL - ORIG./DEST.			32 552	2 763	2 763		
WINDSOR	GASOLINE	40 716	144 673			ESSENCE	
	FUEL OIL	37 753	143 961			MAZOUT	
TOTAL - ORIG./DEST.		78 469	288 634				
ONTARIO-NES/NDA	LIMESTONE			143 225	242 048	PIERRE CALCAIRE	
	CRUSHED STONE				35 008	PIERRE CONCASSEE	
TOTAL - ORIG./DEST.				143 225	277 056		
SELECTED PORT TOTAL			939 691	2 869 964	281 564	654 946	TOTAL PAR PORT CHOISI
SAULT STE. MARIE	MONTREAL	FUEL OIL			5 403	20 057	MAZOUT
		CASTINGS, FORGINGS	363	363			MOUL. PIECES FORGEES
		MACHINERY NES			163	163	MACHINES NDA
	TOTAL - ORIG./DEST.		363	363	5 566	20 220	
	QUEBEC	COKE		12 780			COKE
	TOTAL - ORIG./DEST.			12 780			
	SEPT ILES	CASTINGS, FORGINGS	544	544			MOUL. PIECES FORGEES
		RAILS & TRACK MATERIAL					RAILS, MAT. VOIE FERREE
	TOTAL - ORIG./DEST.		544	778			
	CLARKSON	GASOLINE			2 295	6 116	ESSENCE
		FUEL OIL			513	6 695	MAZOUT
	TOTAL - ORIG./DEST.				2 808	12 811	
	HAMILTON	COKE	4 448	4 448			COKE
		COAL TAR, PITCH	1 933	10 016			Goudron, Brai de Bouill.
		PETROL-COAL PRDD. NES	1 379	1 379			DERIVE PETR. CHARB. NDA
	PLATE & SHEET STEEL	1 101	1 101			TOLES, FEUILLES D'ACIER	
	MACHINERY NES		66			MACHINES NDA	
TOTAL - ORIG./DEST.		8 861	17 010				
NANTICOKE	GASOLINE				2 963	ESSENCE	
	FUEL OIL			26 511	51 000	MAZOUT	
TOTAL - ORIG./DEST.				26 511	53 963		
OAKVILLE	GASOLINE				3 222	ESSENCE	
TOTAL - ORIG./DEST.					3 222		
SARNIA	GASOLINE			37 863	147 220	ESSENCE	
	FUEL OIL			69 743	250 924	MAZOUT	
TOTAL - ORIG./DEST.				107 606	398 144		
THUNDER BAY	VEGETABLE PREP. NES		237			PREP. DE LEGUMES NDA	
	COAL, BITUMINDUS				26 247	CHARBON BITUMINEUX	
	PETROL-COAL PRDD. NES		1 736			DERIVE PETR. CHARB. NDA	
	PLATE & SHEET STEEL	5 908	19 834			TOLES, FEUILLES D'ACIER	
	STRUCTURAL SHAPES	2 743	4 172			PROFILES DE CONSTRUCT.	
TOTAL - ORIG./DEST.		8 651	25 979		26 247		
TORONTO	MACHINERY NES			314	316	MACHINES NDA	
TOTAL - ORIG./DEST.				314	316		

TABLE 4. ORIGIN AND DESTINATION OF CARGOES HANDLED IN COASTWISE SHIPPING, BY SELECTED CANADIAN PORTS - OCT-DEC, 1981

TABLEAU 4. ORIGINE ET DESTINATION DES MARCHANDISES MANUTENTIONNEES EN CABOTAGE NATIONAL, SELON CERTAINS PORTS CANADIENS - OCT-DEC, 1981

METRIC TONNES - TONNES METRIQUE

SELECTED PORTS CERTAINS PORTS	ORIGIN OR DEST. ORIGINE OU DEST.	COMMODITY	TONS - TONNES		TONS - TONNES		MARCHANDISES
			LOADED QTR-QUART	- CHARGÉES YEAR-ANNEE	UNLOADED QTR-QUART	- DECHARGÉES YEAR-ANNEE	
SAULT STE. MARIE	WINDSOR	SALT			6 431	28 961	SEL
		BARS AND RODS, STEEL		4 196			BARRES ET TIGES ACIER
		PLATE & SHEET STEEL STRUCTURAL SHAPES	36 403 5 537	101 952 7 342			TOLES, FEUILLES D'ACIER PROFILES DE CONSTRUCT.
	TOTAL - ORIG./DEST.		41 940	113 490	6 431	28 961	
SELECTED PORT TOTAL			60 359	170 400	149 238	543 884	TOTAL PAR PORT CHOISI
TORONTO	CARLETON	PLATE & SHEET STEEL		579			TOLES, FEUILLES D'ACIER
	TOTAL - ORIG./DEST.			579			
MONTREAL		WHEAT		6 199			BLE
		GASOLINE	4 140	4 140	3 562	3 562	ESSENCE
		FUEL OIL	39 090	86 831			MAZOUT
		CEMENT		544			CIMENT
	TOTAL - ORIG./DEST.		43 230	97 714	3 562	3 562	
QUEBEC		FUEL OIL	7 746	7 746		2 604	MAZOUT
		ASPHALTS, ROAD OILS			2 499	13 622	ASPHALTE, BITUME LIQ.
	TOTAL - ORIG./DEST.		7 746	7 746	2 499	16 226	
SEPT ILES		RAILWAY ROLLING STOCK			553	553	MAT. ROUL. DE CH. DE FER
		TOTAL - ORIG./DEST.			553	553	
AMHERSTBURG		METALLIC SALTS			7 189	40 273	SELS METALLIQUES
		TOTAL - ORIG./DEST.			7 189	40 273	
BATH		CEMENT			38 673	198 342	CIMENT
		TOTAL - ORIG./DEST.			38 673	198 342	
CORNWALL		FUEL OIL		15 909			MAZOUT
		TOTAL - ORIG./DEST.		15 909			
CUTLER		FUEL OIL	2 543	2 543			MAZOUT
		TOTAL - ORIG./DEST.	2 543	2 543			
KINGSTON		FUEL OIL		35 124			MAZOUT
		TOTAL - ORIG./DEST.		35 124			
MORRISBURG		FUEL OIL		2 996			MAZOUT
		TOTAL - ORIG./DEST.		2 996			
NANTICODKE		FUEL OIL			7 757	7 757	MAZOUT
		TOTAL - ORIG./DEST.			7 757	7 757	
OSHAWA		FUEL OIL		4 090			MAZOUT
		TOTAL - ORIG./DEST.		4 090			
PARRY SOUND		FUEL OIL		7 673			MAZOUT
		TOTAL - ORIG./DEST.		7 673			
PELEE ISLAND		SOYA BEANS			3 109	3 109	FEVES DE SOYA
		TOTAL - ORIG./DEST.			3 109	3 109	
PICTON		CEMENT			61 069	208 727	CIMENT
		TOTAL - ORIG./DEST.			61 069	208 727	
PORT COLBORNE		WHEAT				9 569	BLE
		TOTAL - ORIG./DEST.				9 569	
PORT STANLEY		WHEAT				3 415	BLE
		TOTAL - ORIG./DEST.				3 415	
SARNIA		GASOLINE				6 496	ESSENCE
		FUEL OIL	2 763	2 763		26 056	MAZOUT
	TOTAL - ORIG./DEST.		2 763	2 763		32 552	
SAULT STE. MARIE		MACHINERY NES	316	316			MACHINES NDA
		TOTAL - ORIG./DEST.	316	316			
THUNDER BAY		BARLEY			27 841	121 945	ORGE
		RYE				2 658	SEIGLE
		WHEAT			43 921	191 342	BLE
		MALT AND MALT FLOUR			1 746	15 794	MALT ET FARINE DE MALT
	TOTAL - ORIG./DEST.			73 508	331 739		
WINDSOR		SALT			48 307	72 248	SEL
		TOTAL - ORIG./DEST.			48 307	72 248	
SELECTED PORT TOTAL			56 598	177 453	246 226	928 072	TOTAL PAR PORT CHOISI
WINDSOR	BOTWOOD	METALLIC SALTS		1 636			SELS METALLIQUES
			TOTAL - ORIG./DEST.		1 636		

TABLE 4. ORIGIN AND DESTINATION OF CARGOES HANDLED IN COASTWISE SHIPPING, BY SELECTED CANADIAN PORTS - OCT-DEC, 1981

TABLEAU 4. ORIGINE ET DESTINATION DES MARCHANDISES MANUTENTIONNEES EN CABOTAGE NATIONAL, SELON CERTAINS PORTS CANADIENS - OCT-DEC, 1981

SELECTED PORTS CERTAINS PORTS	ORIGIN OR DEST. ORIGINE OU DEST.	COMMODITY	METRIC TONNES - TONNES METRIQUE				MARCHANDISES
			TONS LOADED - QTR-QUART	TONNES - CHARGÉES YEAR-ANNEE	TONS UNLOADED - QTR-QUART	TONNES - DECHARGÉES YEAR-ANNEE	
WINDSOR	BECANCOUR	SALT		12 429			SEL
	TOTAL - ORIG./DEST.			12 429			
MONTREAL	FLUORSPAR				3 499	3 499	SPATH FLUOR
	SALT		74 812	312 450			SEL
TOTAL - ORIG./DEST.			74 812	312 450	3 499	3 499	
PORT CARTIER	WHEAT			18 524			BLE
	TOTAL - ORIG./DEST.			18 524			
QUEBEC	SOYA. OIL MEAL, CAKE		1 423	1 423			FARINE TOURT.GR.SOYA
	SOYA BEANS		1 419	1 419			FEVES DE SOYA
	SALT		77 631	112 229			SEL
	TOTAL - ORIG./DEST.		80 473	115 071			
SOREL	CORN		10 129	28 196			MAIS
	TOTAL - ORIG./DEST.		10 129	28 196			
TROIS RIVIERES	CORN		22 148	22 148			MAIS
	TOTAL - ORIG./DEST.		22 148	22 148			
VALLEYFIELD	FRUITS, PREP. CANNED		1 185	1 185			FRUITS PREP. EN BOITE
	TOTAL - ORIG./DEST.		1 185	1 185			
CLARKSON	GASOLINE				4 617	16 557	ESSENCE
	FUEL OIL				1 341	19 688	MAZOUT
	TOTAL - ORIG./DEST.				5 958	36 245	
HAMILTON	VEGETABLE PREP.NES			408			PREP. DE LEGUMES NDA
	FUEL OIL				18 373	45 221	MAZOUT
	METAL FAB.BASIC PROD.					242	OUVR.DE BASE EN METAL
	TOTAL - ORIG./DEST.			408	18 373	45 463	
KINGSTON	SALT		14 243	14 243			SEL
	TOTAL - ORIG./DEST.		14 243	14 243			
RIDLAND	WHEAT			53 675			BLE
	TOTAL - ORIG./DEST.			53 675			
MANTICOKE	GASOLINE					2 605	ESSENCE
	FUEL OIL					19 431	MAZOUT
	TOTAL - ORIG./DEST.					22 036	
DRAKVILLE	FUEL OIL				2 760	4 861	MAZOUT
	TOTAL - ORIG./DEST.				2 760	4 861	
PARRY SOUND	SALT			24 131			SEL
	TOTAL - ORIG./DEST.			24 131			
PICTON	CEMENT				5 080	10 173	CIMENT
	TOTAL - ORIG./DEST.				5 080	10 173	
PRESCOTT	WHEAT			4 109			BLE
	SALT		32 161	32 161			SEL
TOTAL - ORIG./DEST.			32 161	36 270			
SARNIA	GASOLINE				40 716	144 673	ESSENCE
	FUEL OIL				37 753	143 961	MAZOUT
	TOTAL - ORIG./DEST.				78 469	288 634	
SAULT STE. MARIE	SALT		6 431	28 961			SEL
	BARS AND RODS, STEEL					4 196	BARRES ET TIGES ACIER
	PLATE & SHEET STEEL				36 403	101 952	TOLES, FEUILLES D'ACIER
	STRUCTURAL SHAPES				5 537	7 342	PROFILES DE CONSTRUCT.
	TOTAL - ORIG./DEST.		6 431	28 961	41 940	113 490	
SERPENT RIVER	SALT			34 055			SEL
	TOTAL - ORIG./DEST.			34 055			
THUNDER BAY	MEAT AND MEAT PREP.NES		1 135	3 183			VIANDES ET PREP.NDA
	FISH, CANNED		181	340			POISSON EN BOITES
	FRUIT JUICES		2 246	4 055			JUS DE FRUIT
	FRUITS, PREP. CANNED		2 847	5 434			FRUITS PREP. EN BOITE
	VEGETABLE PREP.NES		11 040	14 125			PREP. DE LEGUMES NDA
	MISC.FOOD PREP.NES			19 959			DIV.PREP.ALIM.NDA
	NON-ALCOHOLIC BEVERAGE		21	21			BOISSONS NON-ALCOOLIQ.
	DIST.ALCOHOLIC BEV.		46	69			BOISS.ALCOOL.DIST.
	FLAXSEED					10 873	GRAINE DE LIN
	RAPESEED					17 240	GRAINE DE COLZA
	SLAG, DROSS, BY-PRODUCTS		284	284			POUS.GUEUL.SCOR.PROD.
	LUMBER AND TIMBER					7 984	BOIS D'OEUVRE ET CHARP.
	VENEER, PLYWOOD					920	PLACAGES, CONTRE-PLAQ.
	PAPER NES					51	93 PAPIER NDA
	PAPERBOARD					1 467	2 671 CARTON
	BLDG.PAPER AND BOARD					2 984	2 344 PLAQ.CONSTR., PAP/BOIT.
	METALLIC WASTE		1 215	3 211			DELS METALLIQUES

TABLE 4. ORIGIN AND DESTINATION OF CARGOES HANDLED IN COASTWISE SHIPPING, BY SELECTED CANADIAN PORTS - OCT-DEC, 1981
 TABLEAU 4. ORIGINE ET DESTINATION DES MARCHANDISES MANUTENTIONNEES EN CABOTAGE NATIONAL, SELON CERTAINS PORTS CANADIENS - OCT-DEC, 1981

SELECTED PORTS CERTAINS PORTS	ORIGIN OR DEST. ORIGINE OU DEST.	COMMODITY	TONS - TONNES		TONS - TONNES		MARCHANDISES
			LOADED - QTR-QUART	CHARGEES YEAR-ANNEE	UNLOADED - QTR-QUART	DECHARGEES YEAR-ANNEE	
WINOSOR	THUNDER BAY	SYNTHETIC RUBBER	463	698			CAOUTCHOUC SYNTHETIQUE
		PLASTIC MATERIALS	47	112			MATIERES PLASTIQUES
		PLATE & SHEET STEEL	1 204	1 541			TOLES, FEUILLES D'ACIER
		STRUCTURAL SHAPES		222			PROFILES DE CONSTRUCT.
		BRICKS, TILES NES			31	31	BRICKES, TUILES NDA
		PASS. AUTOS AND CHASSIS	3	22			VOITURES PART., CHASSIS
		BUSES AND CHASSIS	14	150			AUTOBUS ET CHASSIS
		TRUCKS AND CHASSIS	26	80			CAMIONS ET CHASSIS
		ROAD MOTOR VEH. NES	3	3			VEH. AUTOM. ROUTIERS NDA
		TOTAL - ORIG./DEST.		20 775	54 209	19 898	58 215
TORONTO	SALT		48 307	72 248		SEL	
TOTAL - ORIG./DEST.			48 307	72 248			
ONTARIO-NES/NDA	LIMESTONE CRUSHED STONE			15 405	70 918	PIERRE CALCAIRE	
TOTAL - ORIG./DEST.				15 405	83 590	PIERRE CONCASSEE	
SELECTED PORT TOTAL			310 664	829 839	191 382	666 206	TOTAL PAR PORT CHOISI
BEAVER COVE	BLIND BAY	LOGS		19 800			BILLES
		TOTAL - ORIG./DEST.		19 800			
	CAMPBELL RIVER	LOGS	26 488	46 990			BILLES
		PULPWOOD	6 622	6 622			BOIS A PATE
	TOTAL - ORIG./DEST.	33 110	53 612				
	CENTRE BAY	LOGS	21 600	674 100			BILLES
		TOTAL - ORIG./DEST.	21 600	674 100			
	E COAST VAN ISL	LOGS	6 622	6 622			BILLES
		TOTAL - ORIG./DEST.	6 622	6 622			
	FRASER RIVER	LOGS		28 222			BILLES
		TOTAL - ORIG./DEST.		28 222			
	GOLD RIVER	LOGS	13 154	13 154			BILLES
		PULPWOOD	6 532	6 532			BOIS A PATE
	TOTAL - ORIG./DEST.	19 686	19 686				
	HOME SOUND	LOGS	339 900	493 500			BILLES
TOTAL - ORIG./DEST.		339 900	493 500				
JERVIS INLET	LOGS		3 683			BILLES	
	TOTAL - ORIG./DEST.		3 683				
NEW WESTMINSTER	LOGS	33 854	81 661			BILLES	
	TOTAL - ORIG./DEST.	33 854	81 661				
N. ARM FRASER R.	LOGS	38 400	81 600			BILLES	
	TOTAL - ORIG./DEST.	38 400	81 600				
VANCOUVER	EQUIPMENT MISC.		4	49	430	MATERIEL DIVERS	
	TOTAL - ORIG./DEST.		4	49	430		
SELECTED PORT TOTAL			493 172	1 462 490	49	430	TOTAL PAR PORT CHOISI
CAMPBELL RIVER	BEAVER COVE	LOGS			26 488	46 990	BILLES
		PULPWOOD			6 622	6 622	BOIS A PATE
	TOTAL - ORIG./DEST.			33 110	53 612		
	BURREARD INLET	PULPWOOD			24 993	80 258	BOIS A PATE
		HOGGED FUEL, WOOD			15 409	41 041	BOIS DE CHAUFFAGE
		WASTE AND SCRAP NES			16 401	59 862	DECHETS ET REBUTS NDA
		PULP				1 112	PATE
	TOTAL - DRIG./DEST.			56 803	182 273		
	BLUBBER BAY	LIMESTONE			2 722	2 722	PIERRE CALCAIRE
		TOTAL - ORIG./DEST.			2 722	2 722	
	E COAST VAN ISL	PULPWOOD			18 673	46 165	BOIS A PATE
		HOGGED FUEL, WOOD			10 568	18 908	BOIS DE CHAUFFAGE
		WASTE AND SCRAP NES			11 366	14 440	DECHETS ET REBUTS NDA
		TOTAL - ORIG./DEST.			40 607	79 513	
	CROFTON	LOGS		15 600			BILLES
TOTAL - ORIG./DEST.			15 600				
FRASER RIVER	PULPWOOD			66 509	331 402	BOIS A PATE	
	HOGGED FUEL, WOOD			16 904	66 526	BOIS DE CHAUFFAGE	
	WASTE AND SCRAP NES			25 785	79 557	DECHETS ET REBUTS NDA	
	PULP	14 855	14 855		1 112	PATE	
	NEWSPRINT PAPER	4 876	8 630			PAPIER JOURNAL	
	TOTAL - ORIG./DEST.	19 731	23 485	109 198	478 597		

TABLE 4. ORIGIN AND DESTINATION OF CARGOES HANDLED IN COASTWISE SHIPPING, BY SELECTED CANADIAN PORTS - OCT-DEC, 1981

TABLEAU 4. ORIGINE ET DESTINATION DES MARCHANDISES MANUTENTIONNEES EN CABOTAGE NATIONAL, SELON CERTAINS PORTS CANADIENS - OCT-DEC, 1981

SELECTED PORTS CERTAINS PORTS	ORIGIN OR DEST. ORIGINE OU DEST.	COMMODITY	TONS - TONNES		TONS - TONNES		MARCHANDISES	
			LOADED - CHARGÉES QTR-QUART	YEAR-ANNEE	UNLOADED - DÉCHARGÉES QTR-QUART	YEAR-ANNEE		
CAMPBELL RIVER	GOWLAND HARBOUR	EQUIPMENT MISC.		25			MATERIEL DIVERS	
	TOTAL - ORIG./DEST.			25				
	HOWE SOUND	PULPWOOD HOGGED FUEL, WOOD WASTE AND SCRAP NES				1 578 4 663 6 411 7 989	2 456 25 605 32 724	BOIS A PATE BOIS DE CHAUFFAGE DECHETS ET REBUTS NDA
	TOTAL - ORIG./DEST.							
	JERVIS INLET	LOGS			25 781	117 748	BILLES	
	TOTAL - ORIG./DEST.				25 781	117 748		
	LADYSMITH	LOGS PULPWOOD				25 037 3 683	BILLES BOIS A PATE	
	TOTAL - ORIG./DEST.					28 720		
	NANAIMO	LUMBER AND TIMBER	1 059	3 780			BOIS D OEUVRE ET CHARP	
	TOTAL - ORIG./DEST.		1 059	3 780				
	NEW WESTMINSTER	LOGS PULP	27 232	52 215			BILLES PATE	
	TOTAL - ORIG./DEST.		27 232	55 115				
	N. ARM FRASER R.	PULPWOOD HOGGED FUEL, WOOD WASTE AND SCRAP NES PULP			29 897 32 233 19 515	114 472 149 498 48 778	BOIS A PATE BOIS DE CHAUFFAGE DECHETS ET REBUTS NDA PATE	
	TOTAL - ORIG./DEST.			4 050	4 050	81 645	312 748	
	PRINCE RUPERT	GASOLINE					146	ESSENCE
TOTAL - ORIG./DEST.						146		
W COAST VAN IS N	PULPWOOD HOGGED FUEL, WOOD WASTE AND SCRAP NES			2 224 5 763 8 635 16 622	2 224 5 763 15 210 23 197	BOIS A PATE BOIS DE CHAUFFAGE DECHETS ET REBUTS NDA		
TOTAL - ORIG./DEST.								
VANCOUVER	ZINC ORE AND CONC. ORES AND CONC.NES SALT LUMBER AND TIMBER PULP NEWSPRINT PAPER BLOG,PAPER AND BOARD SULPHURIC ACID METALLIC SALTS INORGANIC CHEMS. NES PLASTIC MATERIALS GASOLINE FUEL OIL ALUMINUM BRICKS,TILES NES MACHINERY NES EQUIPMENT MISC.	2 722	10 569				MINERAL,CONC.DE ZINC MINERAIS ET CONC.NDA SEL BOIS D OEUVRE ET CHARP PATE PAPIER JOURNAL PLAQ.CONSTR.,PAP/CART. ACIDE SULFURIQUE SELS METALLIQUES PROD.CHIM.INORG.NDA MATIERES PLASTIQUES ESSENCE HAZDUT ALUMINIUM BRIQUES,TUILES NDA MACHINES NDA MATERIEL DIVERS	
TOTAL - ORIG./DEST.		14 668	53 371	29 916	130 128			
SELECTED PORT TOTAL		62 690	155 426	408 076	1 442 128		TOTAL PAR PORT CHOISI	
CENTRE BAY	BEAVER COVE	LOGS			21 600	674 100	BILLES	
	TOTAL - ORIG./DEST.				21 600	674 100		
	GOLD RIVER	LOGS	13 062	13 062			BILLES	
	TOTAL - ORIG./DEST.		13 062	13 062				
	N. ARM FRASER R.	LOGS	49 500	537 360			BILLES	
TOTAL - ORIG./DEST.		49 500	537 360					
PORT HARVEY	LOGS				20 700	BILLES		
TOTAL - ORIG./DEST.					20 700			
W COAST VAN IS S	LOGS		12 096			BILLES		
TOTAL - ORIG./DEST.			12 096					
SELECTED PORT TOTAL		62 562	562 518	21 600	694 800		TOTAL PAR PORT CHOISI	
E COAST VAN ISL	BEAVER COVE	LOGS			6 622	6 622	BILLES	
	TOTAL - ORIG./DEST.				6 622	6 622		
	BLIND BAY	LOGS SAND AND GRAVEL LIMESTONE		1 824 4 037 3 629 9 490		1 805	BILLES SABLE ET GRAVIERS PIERRE CALCAIRE	
	TOTAL - ORIG./DEST.					1 805		
BUNBERR BAY	EXPLOS., FUSES, CAPS	20	374			EXPLOS., ARMOISES, DT.		
TOTAL - ORIG./DEST.		20	374					

TABLE 4. ORIGIN AND DESTINATION OF CARGOES HANDLED IN COASTWISE SHIPPING, BY SELECTED CANADIAN PORTS - OCT-DEC, 1981

TABLEAU 4. ORIGINE ET DESTINATION DES MARCHANDISES MANUTENTIONNEES EN CABOTAGE NATIONAL, SELON CERTAINS PORTS CANADIENS - OCT-DEC, 1981

METRIC TONNES - TONNES METRIQUE

SELECTED PORTS CERTAINS PORTS	ORIGIN OR DEST. ORIGINE OU DEST.	COMMODITY	TONS - TONNES LOADED - CHARGÉES		TONS - TONNES UNLOADED - DECHARGÉES		MARCHANDISES
			QTR-QUART	YEAR-ANNEE	QTR-QUART	YEAR-ANNEE	
E COAST VAN ISL	BRITANNIA BEACH	PULPWOOD	3 741	6 956			BOIS A PATE PIERRE CALCAIRE PATE MATERIEL DIVERS
		LIMESTONE		1 814			
		PULP			9	900	
		EQUIPMENT MISC.			9	1 091	
	TOTAL - ORIG./DEST.		3 741	8 770			
CAMPBELL RIVER	PULPWOOD		18 673	46 165			BOIS A PATE BOIS DE CHAUFFAGE DECHETS ET REBUTS NDA
		HOGGED FUEL, WOOD	10 568	18 908			
		WASTE AND SCRAP NES	11 366	14 440			
	TOTAL - ORIG./DEST.		40 607	79 513			
CHATHAM SOUND	EXPLOS., FUSES, CAPS			5			EXPLOS., AMORCES, DET.
	TOTAL - ORIG./DEST.			5			
E COAST VAN ISL	SAND AND GRAVEL		5 443	9 072	5 443	9 072	SABLE ET GRAVIERS EXPLOS., AMORCES, DET.
		EXPLOS., FUSES, CAPS	92	360	92	360	
	TOTAL - ORIG./DEST.		5 535	9 432	5 535	9 432	
CROFTON	PULPWOOD		20 456	20 456			BOIS A PATE
	TOTAL - ORIG./DEST.		20 456	20 456			
FRASER RIVER	LOGS		11 031	11 031			BILLES SABLE ET GRAVIERS EXPLOS., AMORCES, DET. PRODUITS FINIS DIV. NDA
		SAND AND GRAVEL	7 257	23 133			
		EXPLOS., FUSES, CAPS	80	80			
		MISC. END PRODUCTS NES			1 632	1 632	
	TOTAL - ORIG./DEST.		18 368	34 244			
GOLD RIVER	PULPWOOD		14 058	25 584			BOIS A PATE
	TOTAL - ORIG./DEST.		14 058	25 584			
HOWE SOUND	LOGS			29 355			BILLES
	EQUIPMENT MISC.			380			MATERIEL DIVERS
	TOTAL - ORIG./DEST.			29 735			
HECATE STRAIT	LOGS				8 686		BILLES
	EXPLOS., FUSES, CAPS			42			EXPLOS., AMORCES, DET.
	TOTAL - ORIG./DEST.			42	8 686		
JERVIS INLET	EXPLOS., FUSES, CAPS			12			EXPLOS., AMORCES, DET.
	TOTAL - ORIG./DEST.			12			
JOHNSTONE STRAIT	LOGS				26 743	66 195	BILLES
	EXPLOS., FUSES, CAPS	159	955				EXPLOS., AMORCES, DET.
	TOTAL - ORIG./DEST.	159	955	26 743	66 195		
KITIMAT	LOGS				8 040		BILLES
	TOTAL - ORIG./DEST.				8 040		
KNIGHT INLET	EXPLOS., FUSES, CAPS			15			EXPLOS., AMORCES, DET.
	TOTAL - ORIG./DEST.			15			
LADYSMITH	EXPLOS., FUSES, CAPS	102	737				EXPLOS., AMORCES, DET.
	TOTAL - ORIG./DEST.	102	737				
MILBANKE SOUND	EXPLOS., FUSES, CAPS	2	10				EXPLOS., AMORCES, DET.
	TOTAL - ORIG./DEST.	2	10				
PORTLAND INLET	SAND AND GRAVEL			1 451			SABLE ET GRAVIERS
	LIMESTONE			1 451			PIERRE CALCAIRE
	TOTAL - ORIG./DEST.			2 902			
LOUGHBOROUGH INL	LOGS				16 200		BILLES
	TOTAL - ORIG./DEST.				16 200		
QUEEN CHAR ISLES	LOGS				83 526	127 721	BILLES
	EXPLOS., FUSES, CAPS	27	333				EXPLOS., AMORCES, DET.
	TOTAL - ORIG./DEST.	27	333	83 526	127 721		
QUEEN CHAR STRT	EXPLOS., FUSES, CAPS			19			EXPLOS., AMORCES, DET.
	GENERAL CARGO				16		MARCHANDISES DIVERSES
	TOTAL - ORIG./DEST.			19	16		
RIVERS INLET	LOGS				72 531	254 316	BILLES
	EXPLOS., FUSES, CAPS	5	133				EXPLOS., AMORCES, DET.
	TOTAL - ORIG./DEST.	5	133	72 531	254 316		
MENZIES BAY	EXPLOS., FUSES, CAPS			14			EXPLOS., AMORCES, DET.
	TOTAL - ORIG./DEST.			14			
SEYMOUR INLET	EXPLOS., FUSES, CAPS		20	45			EXPLOS., AMORCES, DET.
	TOTAL - ORIG./DEST.		20	45			
NANAIMO	LOGS		11 177	27 307			BILLES
	PULPWOOD		1 881	9 253			BOIS A PATE
	PULP			1 450			PATE
	TOTAL - ORIG./DEST.		13 058	38 010			

TABLE 4. ORIGIN AND DESTINATION OF CARGOES HANDLED IN COASTWISE SHIPPING, BY SELECTED CANADIAN PORTS - OCT-DEC, 1981

TABLEAU 4. ORIGINE ET DESTINATION DES MARCHANDISES MANUTENTIONNEES EN CABOTAGE NATIONAL, SELON CERTAINS PORTS CANADIENS - OCT-DEC, 1981

SELECTED PORTS CERTAINS PORTS	ORIGIN OR DEST. ORIGINE OU DEST.	COMMODITY	METRIC TONNES - TONNES METRIQUE		METRIC TONNES - TONNES METRIQUE		MARCHANDISES
			TONS LOADED - QTR-QUART	TONNES - CHARGES YEAR-ANNEE	TONS UNLOADED - QTR-QUART	TONNES - DECHARGES YEAR-ANNEE	
E COAST VAN ISL	NEW WESTMINSTER	LOGS				28 500	BILLES
		SAND AND GRAVEL	130 181	239 229			SABLE ET GRAVIERS
		GYPSUM	5 562	23 705			GYPSE
		SHINGLES AND SHAKES		75			BARDEAUX, BARD. FACADE
		EXPLOS., FUSES, CAPS GENERAL CARGO	71	98			EXPLOS., AMORCES, DET. MARCHANDISES DIVERSES
	TOTAL - ORIG./DEST.	135 814	263 388		28 500		
	N. ARM FRASER R.	LOGS	35 530	598 715	16 355	60 460	BILLES
		SAND AND GRAVEL	15 422	34 300			SABLE ET GRAVIERS
		LIMESTONE		281			PIERRE CALCAIRE
		PULP	4 650	20 000			PATE
		NEWSPRINT PAPER EQUIPMENT MISC. GENERAL CARGO	4 650	4 650	1 710	19 475	PAPIER JOURNAL MATERIEL DIVERS MARCHANDISES DIVERSES
	TOTAL - ORIG./DEST.	60 252	658 417	18 065	79 935		
	PORT ALBERNI	LOGS	18 773	28 221	24 654	32 348	BILLES
	TOTAL - ORIG./DEST.	18 773	28 221	24 654	32 348		
	PORT HARVEY	LOGS				22 800	BILLES
TOTAL - ORIG./DEST.				22 800			
PORT MCNEILL	LOGS				64 800	BILLES	
TOTAL - ORIG./DEST.	EXPLOS., FUSES, CAPS	54	420		64 800	EXPLOS., AMORCES, DET.	
		54	420		64 800		
POWELL RIVER	PULPWOOD	94 956	253 148			BOIS A PATE	
	HOGGED FUEL, WOOD EQUIPMENT MISC.	10 152	48 458			BOIS DE CHAUFFAGE MATERIEL DIVERS	
TOTAL - ORIG./DEST.		105 108	301 606	13 13	30 30		
PRINCE RUPERT	SAND AND GRAVEL	9 933	33 067			SABLE ET GRAVIERS	
	EXPLOS., FUSES, CAPS		7			EXPLOS., AMORCES, DET.	
	GASOLINE				22	ESSENCE	
	FUEL OIL				22	MAZOUT	
TOTAL - ORIG./DEST.	GENERAL CARGO	9 933	1 483		44	MARCHANDISES DIVERSES	
			34 557				
RUPERT INLET	PULPWOOD		1 698			BOIS A PATE	
TOTAL - ORIG./DEST.	EXPLOS., FUSES, CAPS		38			EXPLOS., AMORCES, DET.	
			1 736				
W COAST VAN IS N	LOGS				25 402	BILLES	
TOTAL - ORIG./DEST.	EXPLOS., FUSES, CAPS	5	69		25 402	EXPLOS., AMORCES, DET.	
		5	69		25 402		
SEWELL INLET	EXPLOS., FUSES, CAPS		20			EXPLOS., AMORCES, DET.	
TOTAL - ORIG./DEST.			20				
W COAST VAN IS S	LOGS	3 024	3 024	45 847	132 829	BILLES	
TOTAL - ORIG./DEST.	EXPLOS., FUSES, CAPS	3 024	3 078	45 847	132 829	EXPLOS., AMORCES, DET.	
			54				
SMITH INLET	EXPLOS., FUSES, CAPS		25			EXPLOS., AMORCES, DET.	
TOTAL - ORIG./DEST.			25				
SQUAMISH	LOGS		92 705		73 010	BILLES	
TOTAL - ORIG./DEST.	EQUIPMENT MISC.		92 705		2 090	MATERIEL DIVERS	
			92 705		75 100		
TASU	EXPLOS., FUSES, CAPS		340			EXPLOS., AMORCES, DET.	
TOTAL - ORIG./DEST.			340				
UCLUELET	LOGS				27 059	BILLES	
TOTAL - ORIG./DEST.					27 059		
VANCOUVER	LOGS		20 328			BILLES	
	SAND AND GRAVEL	266 448	514 014			SABLE ET GRAVIERS	
	PULP	953	953			PATE	
	NEWSPRINT PAPER	953	953			PAPIER JOURNAL	
	GASOLINE		160	3 767	23 117	ESSENCE	
	FUEL OIL			7 344	28 244	MAZOUT	
	EQUIPMENT MISC.	23	45	67	714	MATERIEL DIVERS	
TOTAL - ORIG./DEST.	GENERAL CARGO	871	879	5	493	MARCHANDISES DIVERSES	
		269 248	537 332	11 183	52 568		
VICTORIA	LOGS		15 000			BILLES	
TOTAL - ORIG./DEST.	SAND AND GRAVEL		4 082			SABLE ET GRAVIERS	
			19 082				
ZEBALLOS	LOGS				14 787	BILLES	
TOTAL - ORIG./DEST.					14 787		
STEWART	EXPLOS., FUSES, CAPS	141	614			EXPLOS., AMORCES, DET.	
TOTAL - ORIG./DEST.		141	614				
SELECTED PORT TOTAL		718 510	2 202 449	294 728	1 057 958	TOTAL PAR PORT (METS)	

TABLE 4. ORIGIN AND DESTINATION OF CARGOES HANDLED IN COASTWISE SHIPPING, BY SELECTED CANADIAN PORTS - OCT-DEC, 1981

TABLEAU 4. ORIGINE ET DESTINATION DES MARCHANDISES MENTIONNEES EN CABOTAGE NATIONAL, SELON CERTAINS PORTS CANADIENS - OCT-DEC, 1981

SELECTED PORTS CERTAINS PORTS	ORIGIN OR DEST. ORIGINE OU DEST.	COMMODITY	METRIC TONNES - TONNES METRIQUE				MARCHANDISES
			TONS LOADED - QTR-QUART	TONNES CHARGEES YEAR-ANNEE	TONS UNLOADED - QTR-QUART	TONNES DECHARGEES YEAR-ANNEE	
CROFTON	BROUGHTON STRAIT	LOGS				28 800	BILLES
	TOTAL - ORIG./DEST.					28 800	
	BAMBERTON	FUEL OIL			3 694	3 694	MAZOUT
	TOTAL - ORIG./DEST.				3 694	3 694	
	CAMPBELL RIVER	LOGS				15 600	BILLES
	TOTAL - ORIG./DEST.					15 600	
	CHEMAINUS	LUMBER AND TIMBER			4 837	7 709	BOIS D OEUVRE ET CHARP
	TOTAL - ORIG./DEST.				4 837	7 709	
	E COAST VAN ISL	PULPWOOD			20 456	20 456	BOIS A PATE
	TOTAL - ORIG./DEST.				20 456	20 456	
	COWICHAN BAY	LOGS		19 800			BILLES
	TOTAL - ORIG./DEST.			19 800			
	FRASER RIVER	LOGS		35 400	42 300	99 300	BILLES
		PULP	1 179	1 179			PATE
		NEWSPRINT PAPER	1 179	1 179			PAPIER JOURNAL
		TOTAL - ORIG./DEST.	2 358	37 758	42 300	99 300	
	GOWLAND HARBOUR	LOGS			15 600	41 700	BILLES
	TOTAL - ORIG./DEST.				15 600	41 700	
	JERVIS INLET	LOGS			14 400	84 300	BILLES
	TOTAL - ORIG./DEST.				14 400	84 300	
	JOHNSTONE STRAIT	LOGS			28 200	120 600	BILLES
	TOTAL - ORIG./DEST.				28 200	120 600	
	KNIGHT INLET	LOGS			28 800	132 300	BILLES
	TOTAL - ORIG./DEST.				28 800	132 300	
	QUEEN CHAR ISLES	LIMESTONE			3 491	3 491	PIERRE CALCAIRE
	TOTAL - ORIG./DEST.				3 491	3 491	
	QUEEN CHAR STRT	LOGS			14 400	39 600	BILLES
	TOTAL - ORIG./DEST.				14 400	39 600	
	RIVERS INLET	LOGS				9 889	BILLES
	TOTAL - ORIG./DEST.					9 889	
NANAIMO	LUMBER AND TIMBER		5 441	9 902	1 209	1 209	BOIS D OEUVRE ET CHARP
		NEWSPRINT PAPER	136	136			PAPIER JOURNAL
		TOTAL - ORIG./DEST.	5 577	10 038	1 209	1 209	
NEW WESTMINSTER	LOGS				14 400	32 440	BILLES
	PULPWOOD				153 961	552 870	BOIS A PATE
	LUMBER AND TIMBER				19 201	41 655	BOIS D OEUVRE ET CHARP
	PULP	4 016	9 574			PATE	
	NEWSPRINT PAPER	6 034	8 643			PAPIER JOURNAL	
	PAPER NES	159	795			PAPIER NDA	
TOTAL - DRIG./DEST.		10 209	19 012	187 562	626 965		
N. ARM FRASER R.	PULPWOOD	LUMBER AND TIMBER			19 792	94 423	BOIS A PATE
		LUMBER AND TIMBER			1 134	4 082	BOIS D OEUVRE ET CHARP
		PULP		159			PATE
		NEWSPRINT PAPER		159			PAPIER JOURNAL
TOTAL - DRIG./DEST.			318	20 926	98 505		
PORT HARVEY	LOGS				14 400	14 400	BILLES
		TOTAL - ORIG./DEST.				14 400	14 400
POWELL RIVER	LIMESTONE				1 089	1 089	PIERRE CALCAIRE
	LUMBER AND TIMBER				11 450	17 951	BOIS D OEUVRE ET CHARP
	PULP				2 834	3 514	PATE
	NEWSPRINT PAPER				2 971	4 332	PAPIER JOURNAL
TOTAL - DRIG./DEST.				18 344	26 886		
PRINCE RUPERT	LOGS				8 165	8 165	BILLES
		TOTAL - ORIG./DEST.				8 165	8 165
RUPERT INLET	LOGS			13 064			BILLES
		TOTAL - ORIG./DEST.			13 064		
RAGGED ISLAND	LOGS				31 200	48 600	BILLES
		TOTAL - ORIG./DEST.				31 200	48 600
W COAST VAN IS S	LOGS				4 899	13 064	BILLES
		TOTAL - ORIG./DEST.				4 899	13 064
SQUAMISH	METALLIC SALTS				367	367	SELS METALLIQUES
		TOTAL - ORIG./DEST.				367	367

TABLE 4. ORIGIN AND DESTINATION OF CARGOES HANDLED IN COASTWISE SHIPPING, BY SELECTED CANADIAN PORTS - OCT-DEC, 1981

TABLEAU 4. ORIGINE ET DESTINATION DES MARCHANDISES MANUTENTIONNEES EN CABOTAGE NATIONAL, SELON CERTAINS PORTS CANADIENS - OCT-DEC, 1981

SELECTED PORTS CERTAINS PORTS	ORIGIN OR DEST. ORIGINE OU DEST.	COMMODITY	TONS - TONNES LOADED - CHARGÉES		TONS - TONNES UNLOADED - DECHARGÉES		MARCHANDISES
			QTR-QUART	YEAR-ANNEE	QTR-QUART	YEAR-ANNEE	
CROFTON	UCLUELET	LOGS			5 352	20 049	BILLES
	TOTAL - ORIG./DEST.				5 352	20 049	
	VANCOUVER	PULPWOOD			51 835	162 637	BOIS A PATE
		LUMBER AND TIMBER	1 361	4 234	16 783	35 457	BOIS D OEUVRE ET CHARP
		PULP	1 814	2 948			PATE
		NEWSPRINT PAPER	363	2 252			PAPIER JOURNAL
		METALLIC SALTS			394	3 016	SELS METALLIQUES
		INORGANIC CHEMS. NES				26 428	PROD.CHIM.INORG.NDA
		GASOLINE				9 601	ESSENCE
		FUEL OIL			21 347	56 395	MAZOUT
TOTAL - ORIG./DEST.		3 538	9 434	90 359	293 534		
VICTORIA	LOGS				29 400	BILLES	
TOTAL - ORIG./DEST.					29 400		
SELECTED PORT TOTAL			21 682	138 824	558 961	1 759 183	TOTAL PAR PORT CHOISI
FRASER RIVER	BEAVER COVE	LOGS				28 222	BILLES
	TOTAL - ORIG./DEST.					28 222	
	BURRARD INLET	CEMENT	1 738	4 491		4 863	CIMENT
	TOTAL - ORIG./DEST.		1 738	4 491		4 863	
	BRITANNIA BEACH	PULPWOOD	40 747	151 497			BOIS A PATE
		HOGGED FUEL, WOOD		1 456			BOIS DE CHAUFFAGE
	TOTAL - ORIG./DEST.		40 747	152 953			
	CAMPBELL RIVER	PULPWOOD	66 509	331 402			BOIS A PATE
		HOGGED FUEL, WOOD	16 904	66 526			BOIS DE CHAUFFAGE
		WASTE AND SCRAP NES	25 785	79 557			DECHETS ET REBUTS NDA
	PULP		1 112	14 855	14 855	PATE	
	NEWSPRINT PAPER			4 876	8 630	PAPIER JOURNAL	
TOTAL - ORIG./DEST.		109 198	478 597	19 731	23 485		
CHEMAINUS	LOGS			4 899	21 699	BILLES	
TOTAL - ORIG./DEST.				4 899	21 699		
COAST VAN ISL	LOGS			11 031	11 031	BILLES	
	SAND AND GRAVEL			7 257	23 133	SABLE ET GRAVIERS	
	EXPLOS., FUSES, CAPS			80	80	EXPLOS., AMORCES, DET.	
	MISC. END PRODUCTS NES		1 632			PRDUIITS FINIS DIV.NDA	
TOTAL - ORIG./DEST.			1 632	18 368	34 244		
COURTENAY	CEMENT	2 347	3 752			CIMENT	
TOTAL - ORIG./DEST.		2 347	3 752				
COMICHAN BAY	LOGS	15 555	42 255			BILLES	
TOTAL - ORIG./DEST.		15 555	42 255				
CROFTON	LOGS	42 300	99 300		35 400	BILLES	
	PULP			1 179	1 179	PATE	
	NEWSPRINT PAPER			1 179	1 179	PAPIER JOURNAL	
TOTAL - ORIG./DEST.		42 300	99 300	2 358	37 758		
FRASER RIVER	CEMENT		4 760		4 760	CIMENT	
	EQUIPMENT MISC.		7		7	MATERIEL DIVERS	
TOTAL - ORIG./DEST.			4 767		4 767		
GOLD RIVER	PULPWOOD	42 231	108 077			BOIS A PATE	
TOTAL - ORIG./DEST.		42 231	108 077				
HOWE SOUND	LOGS		10 620			BILLES	
	CEMENT	1 589	10 856			CIMENT	
	EQUIPMENT MISC.		1 235			MATERIEL DIVERS	
TOTAL - ORIG./DEST.		1 589	22 711				
JERVIS INLET	LOGS			7 366	7 366	BILLES	
	SAND AND GRAVEL			6 204	13 654	SABLE ET GRAVIERS	
TOTAL - ORIG./DEST.				13 570	21 020		
KITIMAT	GENERAL CARGO		19 958		28 577	MARCHANDISES DIVERSES	
TOTAL - ORIG./DEST.			19 958		28 577		
LADYSMITH	LOGS	16 470	17 040			BILLES	
TOTAL - ORIG./DEST.		16 470	17 040				
MILBANKE SOUND	EQUIPMENT MISC.			14	14	MATERIEL DIVERS	
TOTAL - ORIG./DEST.				14	14		
QUEEN CHAR ISLES	LIMESTONE				3 500	PIERRE CALCAIRE	
TOTAL - ORIG./DEST.					3 500		
RIVERS INLET	LOGS			19 596	44 090	BILLES	
TOTAL - ORIG./DEST.				19 596	44 090		

TABLE 4. ORIGIN AND DESTINATION OF CARGOES HANDLED IN COASTWISE SHIPPING, BY SELECTED CANADIAN PORTS - OCT-DEC, 1981

TABLEAU 4. ORIGINE ET DESTINATION DES MARCHANDISES MANUTENTIONNEES EN CABOTAGE NATIONAL, SELON CERTAINS PORTS CANADIENS - OCT-DEC, 1981

SELECTED PORTS CERTAINS PORTS	ORIGIN OR DEST. ORIGINE OU DEST.	COMMODITY	METRIC TONNES - TONNES METRIQUE				MARCHANDISES	
			TONS - TONNES LOADED - CHARGÉES		TONS - TONNES UNLOADED - DECHARGÉES			
			QTR-QUART	YEAR-ANNEE	QTR-QUART	YEAR-ANNEE		
FRASER RIVER	SEYMOUR INLET	LOGS				6 048	BILLES	
	TOTAL - ORIG./DEST.					6 048		
	NANAIMO	SAND AND GRAVEL STONE, CRUDE NES LUMBER AND TIMBER					10 461	SABLE ET GRAVIERS
							4 364	PIERRE BRUTE NDA
	TOTAL - ORIG./DEST.		2 532	2 532		14 825	BOIS D OEUVRE ET CHARP	
	PORT ALBERNI	LOGS					8 165	BILLES
			TOTAL - ORIG./DEST.					8 165
	PORT MELLON	PULPWOOD HOGGED FUEL, WOOD WASTE AND SCRAP NES		48 727	158 964			BOIS A PATE
				1 415	1 415			BOIS DE CHAUFFAGE
			TOTAL - ORIG./DEST.	53 622	166 489			DECHETS ET REBUTS NDA
	POWELL RIVER	PULPWOOD HOGGED FUEL, WOOD LUMBER AND TIMBER EQUIPMENT MISC.		63 278	103 956			BOIS A PATE
				1 618	1 618		832	BOIS DE CHAUFFAGE
			TOTAL - ORIG./DEST.	64 896	105 574	10	10	BOIS D OEUVRE ET CHARP MATERIEL DIVERS
	PRINCE RUPERT	GENERAL CARGO			14 515		3 629	MARCHANDISES DIVERSES
			TOTAL - ORIG./DEST.		14 515		3 629	
	RUPERT INLET	PULPWOOD		17 358				BOIS A PATE
	TOTAL - ORIG./DEST.			17 358				
	QUATSINO	LOGS					16 329	BILLES
	TOTAL - ORIG./DEST.						16 329	
	W COAST VAN IS N	LOGS					13 155	BILLES
TOTAL - ORIG./DEST.						13 155		
UCLUELET	LOGS					13 517	BILLES	
		TOTAL - ORIG./DEST.				13 517		
VANANDA	SAND AND GRAVEL LIMESTONE					110 367	SABLE ET GRAVIERS	
		TOTAL - ORIG./DEST.			147 149	289 413	PIERRE CALCAIRE	
VANCOUVER	GASOLINE FUEL OIL CEMENT EQUIPMENT MISC.					42	ESSENCE	
			9 307	26 482		108	MAZOUT	
		TOTAL - ORIG./DEST.	9 307	26 513	42	248	CIMENT MATERIEL DIVERS	
VICTORIA	LOGS BLOG. PAPER AND BOARD CEMENT		1 521	38 700			BILLES	
			13 647	2 121			PLAQ. CONSTR., PAP/CART.	
		TOTAL - ORIG./DEST.	15 168	70 713			CIMENT	
SELECTED PORT TOTAL			417 700	1 359 227	239 404	757 699	TOTAL PAR PORT CHOISI	
HOWE SOUND	BROUGHTON STRAIT	GENERAL CARGO						MARCHANDISES DIVERSES
			TOTAL - ORIG./DEST.				4	
	BEAVER COVE	LOGS					339 900	BILLES
			TOTAL - ORIG./DEST.				339 900	493 500
	BLIND BAY	LOGS					9 000	BILLES
			TOTAL - ORIG./DEST.				9 000	18 000
	BRITANNIA BEACH	LOGS PULPWOOD		19 430	19 430			BILLES
			TOTAL - ORIG./DEST.	19 430	20 562			BOIS A PATE
	CAMPBELL RIVER	PULPWOOD HOGGED FUEL, WOOD WASTE AND SCRAP NES		1 578	4 663			BOIS A PATE
				6 411	25 605			BOIS DE CHAUFFAGE
			TOTAL - ORIG./DEST.	7 989	32 724			DECHETS ET REBUTS NDA
	CHEMAINUS	LOGS			5 795			BILLES
			TOTAL - ORIG./DEST.			5 795		
	BUTE INLET	LOGS					46 785	BILLES
			TOTAL - ORIG./DEST.				46 785	105 475
CHATHAM SOUND	LOGS					3 024	BILLES	
		TOTAL - ORIG./DEST.				3 024	9 072	
E COAST VAN ISL	LOGS EQUIPMENT MISC.					29 355	BILLES	
		TOTAL - ORIG./DEST.				29 735	360 MATERIEL DIVERS	

TABLE 4. ORIGIN AND DESTINATION OF CARGOES HANDLED IN COASTWISE SHIPPING, BY SELECTED CANADIAN PORTS - OCT-DEC, 1981

TABLEAU 4. ORIGINE ET DESTINATION DES MARCHANDISES MANUTENTIONNEES EN CABOTAGE NATIONAL, SELON CERTAINS PORTS CANADIENS - OCT-DEC, 1981

SELECTED PORTS CERTAINS PORTS	ORIGIN OR DEST. ORIGINE DU DEST.	COMMODITY	METRIC TONNES - TONNES METRIQUE				MARCHANDISES
			TONS LOADED QTR-QUART	- TONNES - CHARGÉES YEAR-ANNEE	TONS UNLOADED QTR-QUART	- TONNES - DECHARGÉES YEAR-ANNEE	
HOME SOUND	FITZ HUGH SOUND	LOGS				3 024	BILLES
	TOTAL - ORIG./DEST.					3 024	
FRASER RIVER	LOGS				10 620	BILLES	
	CEMENT			1 589	10 856	CIMENT	
TOTAL - ORIG./DEST.	EQUIPMENT MISC.				1 235	MATERIEL DIVERS	
	TOTAL - ORIG./DEST.			1 589	22 711		
GOLD RIVER	LOGS			12 096	45 360	BILLES	
	PULPWOOD		26 984	109 618		BOIS A PATE	
TOTAL - ORIG./DEST.		26 984	109 618	12 096	45 360		
HECATE STRAIT	LOGS				8 165	BILLES	
	TOTAL - ORIG./DEST.				8 165		
JERVIS INLET	LOGS			62 716	300 324	BILLES	
	TOTAL - ORIG./DEST.			62 716	300 324		
JOHNSTONE STRAIT	LOGS				30 300	BILLES	
	TOTAL - ORIG./DEST.				30 300		
KITIMAT	LOGS				8 119	BILLES	
	TOTAL - ORIG./DEST.				8 119		
MILBANKE SOUND	LOGS			9 072	15 120	BILLES	
	TOTAL - ORIG./DEST.			9 072	15 120		
PORTLAND INLET	LOGS				10 160	BILLES	
	TOTAL - ORIG./DEST.				10 160		
LOUGHBOROUGH INL	LOGS			29 400	29 400	BILLES	
	TOTAL - ORIG./DEST.			29 400	29 400		
QUEEN CHAR ISLES	LOGS			126 947	433 797	BILLES	
	TOTAL - ORIG./DEST.			126 947	433 797		
QUEEN CHAR STRT	LOGS				4 560	BILLES	
	TOTAL - ORIG./DEST.				4 560		
RIVERS INLET	LOGS			25 401	33 566	BILLES	
	TOTAL - ORIG./DEST.			25 401	33 566		
WANAINO	LOGS				31 461	BILLES	
	TOTAL - ORIG./DEST.				31 461		
N. ARM FRASER R.	LOGS		657 600	1 617 920	117 805	337 370	BILLES
	EQUIPMENT MISC.		285	475	30 780	83 766	MATERIEL DIVERS
TOTAL - ORIG./DEST.		657 885	1 618 395	148 585	421 136		
PORT ALBERNI	LOGS			23 178	19 382	44 103	BILLES
	TOTAL - ORIG./DEST.			23 178	19 382	44 103	
PORT MELLON	PULPWOOD		1 578	1 578			BOIS A PATE
	HOGGED FUEL, WOOD		1 213	1 213			BOIS DE CHAUFFAGE
TOTAL - ORIG./DEST.	WASTE AND SCRAP NES			1 315			DECHETS ET REBUTS NDA
	TOTAL - ORIG./DEST.		2 791	4 106			
PORT MCNEILL	LOGS				6 840	BILLES	
	TOTAL - ORIG./DEST.				6 840		
TOBA INLET	LOGS				2 755	BILLES	
	TOTAL - ORIG./DEST.				2 755		
PRINCE RUPERT	LOGS				6 048	BILLES	
	TOTAL - ORIG./DEST.				6 048		
RUPERT INLET	LOGS		44 271	167 921		BILLES	
	TOTAL - ORIG./DEST.		44 271	167 921			
QUATSINO	LOGS			40 823	119 296	BILLES	
	TOTAL - ORIG./DEST.			40 823	119 296		
RAGGED ISLAND	LOGS				20 700	BILLES	
	TOTAL - ORIG./DEST.				20 700		
W COAST VAN IS N	LOGS			63 503	575 515	BILLES	
	TOTAL - ORIG./DEST.			63 503	575 515		
W COAST VAN IS S	LOGS		15 120	24 192	16 193	19 217	BILLES
	TOTAL - ORIG./DEST.		15 120	24 192	16 193	19 217	
SKIDEGATE	LOGS				8 165	BILLES	
	TOTAL - ORIG./DEST.				8 165		
SQUAMISH	LOGS		73 295	170 280	91 479	107 329	BILLES
	EQUIPMENT MISC.		269	1 425	1 700	3 893	MATERIEL DIVERS

TABLE 4. ORIGIN AND DESTINATION OF CARGOES HANDLED IN COASTWISE SHIPPING, BY SELECTED CANADIAN PORTS - OCT-DEC, 1981

TABLEAU 4. ORIGINE ET DESTINATION DES MARCHANDISES MANUTENTIONNEES EN CABOTAGE NATIONAL, SELON CERTAINS PORTS CANADIENS - OCT-DEC, 1981

SELECTED PORTS CERTAINS PORTS	ORIGIN OR DEST. ORIGINE OU DEST.	COMMODITY	METRIC TONNES - TONNES METRIQUE		METRIC TONNES - TONNES METRIQUE		MARCHANDISES	
			TONS LOADED - QTR-QUART	TONNES CHARGEES YEAR-ANNEE	TONS UNLOADED - QTR-QUART	TONNES DECHARGEES YEAR-ANNEE		
HOWE SOUND	SQUAMISH	GENERAL CARGO			5 443	5 443	MARCHANDISES DIVERSES	
	TOTAL - ORIG./DEST.		73 920	121 705	98 818	206 563		
	UCLUELET	LOGS			8 328	8 328	BILLES	
	TOTAL - ORIG./DEST.				8 328	8 328		
	VANANDA	LIMESTONE				4 507	PIERRE CALCAIRE	
	TOTAL - ORIG./DEST.					4 507		
	VANCOUVER	LOGS		51 630	142 075		9 025 BILLES	
		GASOLINE				492	4 147 ESSENCE	
		FUEL OIL				1 037	3 834 MAZOUT	
		EQUIPMENT MISC.			19		210 MATERIEL DIVERS	
	GENERAL CARGO		5	13	45	73 MARCHANDISES DIVERSES		
TOTAL - ORIG./DEST.			51 635	142 107	1 574	17 289		
WATSON ISLAND	LOGS		2 280	2 280		BILLES		
TOTAL - ORIG./DEST.			2 280	2 280				
ZEBALLOS	LOGS				9 072	36 288 BILLES		
TOTAL - ORIG./DEST.					9 072	36 288		
SELECTED PORT TOTAL			902 305	2 304 048	1 072 208	3 097 138	TOTAL PAR PORT CHOISI	
JERVIS INLET	BROUGHTON STRAIT	LOGS				49 850	BILLES	
	TOTAL - ORIG./DEST.					49 850		
	BEAVER COVE	LOGS				3 683	BILLES	
	TOTAL - ORIG./DEST.					3 683		
	BURRARD INLET	SAND AND GRAVEL		29 860	118 015		SABLE ET GRAVIERS	
	TOTAL - ORIG./DEST.			29 860	118 015			
	BELLA COOLA	LOGS				31 752	50 168 BILLES	
		PULPWOOD				4 536	4 536 BOIS A PATE	
	TOTAL - ORIG./DEST.					36 288	54 704	
	BRITANNIA BEACH	LOGS		7 366	22 044		BILLES	
	TOTAL - ORIG./DEST.			7 366	22 044			
	CAMPBELL RIVER	LOGS		25 781	117 748		BILLES	
	TOTAL - ORIG./DEST.			25 781	117 748			
	CHEMAINUS	LOGS			12 000		BILLES	
	TOTAL - ORIG./DEST.				12 000			
	BUTE INLET	LOGS				5 320	16 530 BILLES	
	TOTAL - ORIG./DEST.					5 320	16 530	
	E COAST VAN ISL	EXPLOS., FUSES, CAPS					12 EXPLOS., AMORCES, DET.	
	TOTAL - ORIG./DEST.						12	
	CROFTON	LOGS		14 400	84 300		BILLES	
	TOTAL - ORIG./DEST.			14 400	84 300			
	FRASER RIVER	LOGS		7 366	7 366		BILLES	
		SAND AND GRAVEL		6 204	13 654		SABLE ET GRAVIERS	
TOTAL - ORIG./DEST.			13 570	21 020				
GOWLAND HARBOUR	LOGS					9 600 BILLES		
TOTAL - ORIG./DEST.						9 600		
HOWE SOUND	LOGS		62 716	300 324		BILLES		
TOTAL - ORIG./DEST.			62 716	300 324				
HEGATE STRAIT	LOGS				19 232	85 998 BILLES		
TOTAL - ORIG./DEST.					19 232	85 998		
JOHNSTONE STRAIT	LOGS					23 274 BILLES		
TOTAL - ORIG./DEST.						23 274		
KITIMAT	LOGS					38 464 BILLES		
TOTAL - ORIG./DEST.						38 464		
KNIGHT INLET	LOGS					19 530 BILLES		
TOTAL - ORIG./DEST.						19 530		
LADYSMITH	LOGS					3 683 BILLES		
TOTAL - ORIG./DEST.						3 683		
MILBANKE SOUND	LOGS				43 848	80 136 BILLES		
	PULPWOOD				4 536	4 536 BOIS A PATE		
TOTAL - ORIG./DEST.					48 384	84 672		
PORTLAND INLET	LOGS					10 160 BILLES		

TABLE 4. ORIGIN AND DESTINATION OF CARGOES HANDLED IN COASTWISE SHIPPING, BY SELECTED CANADIAN PORTS - OCT-DEC, 1981

TABLEAU 4. ORIGINE ET DESTINATION DES MARCHANDISES MANUTENTIONNEES EN CABOTAGE NATIONAL, SELON CERTAINS PORTS CANADIENS - OCT-DEC, 1981

SELECTED PORTS CERTAINS PORTS	ORIGIN OR DEST. ORIGINE DU DEST.	COMMODITY	METRIC TONNES - TONNES METRIQUE				MARCHANDISES
			TONS - TONNES LOADED - CHARGÉES		TONS - TONNES UNLOADED - DÉCHARGÉES		
			QTR-QUART	YEAR-ANNEE	QTR-QUART	YEAR-ANNEE	
JERVIS INLET	PORTLAND INLET	SAND AND GRAVEL		454		10 160	SABLE ET GRAVIERS
	TOTAL - ORIG./DEST.			454			
	QUEEN CHAR ISLES	LOGS PULPWOOD			121 001 4 536	452 611 4 536	BILLES BOIS A PATE
	TOTAL - ORIG./DEST.				125 537	457 147	
	RIVERS INLET	LOGS				9 072	BILLES
	TOTAL - ORIG./DEST.					9 072	
	SEYMOUR INLET	LOGS				3 024	BILLES
	TOTAL - ORIG./DEST.					3 024	
	NANAIMO	LOGS	3 683	3 683			BILLES
	TOTAL - ORIG./DEST.		3 683	3 683			
	NEW WESTMINSTER	LOGS SAND AND GRAVEL STONE, CRUDE NES	72 916 23 962	339 453 64 567			BILLES SABLE ET GRAVIERS PIERRE BRUTE NDA
	TOTAL - ORIG./DEST.		96 878	406 061			
	N. ARM FRASER R.	LOGS SAND AND GRAVEL	5 415 8 638	37 545 42 481		5 225	BILLES SABLE ET GRAVIERS
	TOTAL - ORIG./DEST.		14 053	80 026		5 225	
	PORT ALBERNI	LOGS	8 992	17 495			BILLES
	TOTAL - ORIG./DEST.		8 992	17 495			
	PORT MELLON	EQUIPMENT MISC.				6	MATERIEL DIVERS
	TOTAL - ORIG./DEST.					6	
	TOBA INLET	LOGS			15 390	66 470	BILLES
	TOTAL - ORIG./DEST.				15 390	66 470	
POWELL RIVER	EQUIPMENT MISC.			33	100	MATERIEL DIVERS	
TOTAL - ORIG./DEST.				33	100		
PRINCE RUPERT	LOGS SAND AND GRAVEL GENERAL CARGO		4 536			BILLES SABLE ET GRAVIERS MARCHANDISES DIVERSES	
TOTAL - ORIG./DEST.			4 536	10 160	27 397		
RUPERT INLET	LOGS PULPWOOD		37 467			BILLES BOIS A PATE	
TOTAL - ORIG./DEST.		9 072	9 072	46 539			
ROBERTS BANK	STONE, CRUDE NES	6 350	6 350			PIERRE BRUTE NDA	
TOTAL - ORIG./DEST.		6 350	6 350				
W COAST VAN IS N	LOGS			27 941	64 410	BILLES	
TOTAL - ORIG./DEST.				27 941	64 410		
W COAST VAN IS S	LOGS		3 024			BILLES	
TOTAL - ORIG./DEST.			3 024				
SOUTH BAY	LOGS				54 432	BILLES	
TOTAL - ORIG./DEST.					54 432		
VANCOUVER	SAND AND GRAVEL GASOLINE FUEL OIL EQUIPMENT MISC. GENERAL CARGO	89 089	224 216	1 230 1 271 20 117	3 991 4 012 137 1 038	SABLE ET GRAVIERS ESSENCE MAZOUT MATERIEL DIVERS MARCHANDISES DIVERSES	
TOTAL - ORIG./DEST.		89 124	224 383	2 638	9 178		
SELECTED PORT TOTAL		381 845	1 468 002	290 923	1 097 075	TOTAL PAR PORT CHOISI	
QUEEN CHAR ISLES	BRITANNIA BEACH	LIMESTONE	1 996	1 996			PIERRE CALCAIRE
	TOTAL - ORIG./DEST.		1 996	1 996			
	CHEMAINUS	LOGS	18 399	27 933			BILLES
	TOTAL - ORIG./DEST.		18 399	27 933			
	E COAST VAN ISL	LOGS EXPLOS., FUSES, CAPS	83 526	127 721			BILLES EXPLOS., AMORCES, DET.
	TOTAL - ORIG./DEST.		83 526	127 721	27	333	
	CROFTON	LIMESTONE	3 491	3 491			PIERRE CALCAIRE
	TOTAL - ORIG./DEST.		3 491	3 491			
	FRASER RIVER	LIMESTONE		3 500			PIERRE CALCAIRE
	TOTAL - ORIG./DEST.			3 500			
GOLD RIVER	LIMESTONE	3 629	3 629			PIERRE CALCAIRE	
TOTAL - ORIG./DEST.		3 629	3 629				

TABLE 4. ORIGIN AND DESTINATION OF CARGOES HANDLED IN COASTWISE SHIPPING, BY SELECTED CANADIAN PORTS - OCT-DEC, 1981

TABLEAU 4. ORIGINE ET DESTINATION DES MARCHANDISES MANUTENTIONNEES EN CABOTAGE NATIONAL, SELON CERTAINS PORTS CANADIENS - OCT-DEC, 1981

METRIC TONNES - TONNES METRIQUE

SELECTED PORTS CERTAINS PORTS	ORIGIN OR DEST. ORIGINE DU DEST.	COMMODITY	TONS - TONNES LOADED - CHARGEES		TONS - TONNES UNLOADED - DECHARGEES		MARCHANDISES
			QTR-QUART	YEAR-ANNEE	QTR-QUART	YEAR-ANNEE	
QJEEEN CHAR ISLES	HOWE SOUND	LOGS	126 947	433 797			BILLES
	TOTAL - ORIG./DEST.		126 947	433 797			
	JERVIS INLET	LOGS	121 001	452 611			BILLES
	TOTAL - ORIG./DEST.	PULPWOOD	4 536	4 536			BOIS A PATE
	KITIMAT	SAND AND GRAVEL	5 443	5 443			SABLE ET GRAVIERS
	TOTAL - ORIG./DEST.		5 443	5 443			
	RIVERS INLET	LOGS	10 160	10 160			BILLES
	TOTAL - ORIG./DEST.		10 160	10 160			
	NANAIMO	GASOLINE				25	ESSENCE
	TOTAL - ORIG./DEST.					25	
	NEW WESTMINSTER	SAND AND GRAVEL	20 865	60 608			SABLE ET GRAVIERS
	TOTAL - ORIG./DEST.	LIMESTONE		1 814			PIERRE CALCAIRE
		LUMBER AND TIMBER	375	1 225			BOIS D OEUVRE ET CHARP
		SHINGLES AND SHAKES		238			BARDEAUX, BARO. FACADE
		EXPLOS., FUSES, CAPS	5	5			EXPLOS., AMORCES, DET.
		TOTAL - ORIG./DEST.	21 245	63 890			
	PORT ALBERNI	LOGS		8 948			BILLES
	TOTAL - ORIG./DEST.			8 948			
	PORT HARDY	FUEL OIL				277	MAZOUT
	TOTAL - ORIG./DEST.					277	
	PORT MELLON	LOGS		28 101			BILLES
	TOTAL - ORIG./DEST.			28 101			
	PRINCE RUPERT	SAND AND GRAVEL	767	767			SABLE ET GRAVIERS
	TOTAL - ORIG./DEST.	GASOLINE			189	1 171	ESSENCE
		FUEL OIL			704	4 021	MAZOUT
		TOTAL - ORIG./DEST.	767	767	893	5 192	
	RUPERT INLET	LOGS		17 781			BILLES
	TOTAL - ORIG./DEST.			17 781			
	VANCOUVER	LOGS		39 395			BILLES
	TOTAL - ORIG./DEST.	SAND AND GRAVEL		8 590			SABLE ET GRAVIERS
		LIMESTONE	157 642	294 642			PIERRE CALCAIRE
		GASOLINE			639	2 940	ESSENCE
		FUEL OIL			1 403	4 959	MAZOUT
		TOTAL - ORIG./DEST.	157 642	342 627	2 042	7 899	
	VICTORIA	FUEL OIL				220	MAZOUT
	TOTAL - ORIG./DEST.					220	
SELECTED PORT TOTAL			558 782	1 536 931	2 962	13 946	TOTAL PAR PORT CHOISI
NANAIMO	BURRARD INLET	HOGGED FUEL, WOOD			1 618	1 618	BOIS DE CHAUFFAGE
	TOTAL - ORIG./DEST.				1 618	1 618	
	BLIND BAY	LOGS			9 290	16 039	BILLES
	TOTAL - ORIG./DEST.				9 290	16 039	
	BLUBBER BAY	LIMESTONE			6 350	19 136	PIERRE CALCAIRE
	TOTAL - ORIG./DEST.				6 350	19 136	
	BRITANNIA BEACH	BLDG. PAPER AND BOARD				800	PLAQ. CONSTR., PAP/CART.
	TOTAL - ORIG./DEST.					800	
	CAMPBELL RIVER	LUMBER AND TIMBER			1 059	3 780	BOIS D OEUVRE ET CHARP
	TOTAL - ORIG./DEST.				1 059	3 780	
	CHEMINUS	LUMBER AND TIMBER			2 268	4 460	BOIS D OEUVRE ET CHARP
	TOTAL - ORIG./DEST.				2 268	4 460	
	CHATHAM SOUND	LOGS			8 711	8 711	BILLES
	TOTAL - ORIG./DEST.				8 711	8 711	
	E COAST VAN ISL	LOGS			11 177	27 307	BILLES
	TOTAL - ORIG./DEST.	PULPWOOD			1 881	9 253	BOIS A PATE
		PULP				1 450	PATE
		TOTAL - ORIG./DEST.			13 058	38 010	
	CROFTON	LUMBER AND TIMBER	1 209	1 209	5 441	9 902	BOIS D OEUVRE ET CHARP
	TOTAL - ORIG./DEST.	NEWSPRINT PAPER			136	136	PAPIER JOURNAL
			1 209	1 209	5 577	10 038	
		FITZ HUGH SOUND	FUEL OIL				141
						141	
		TOTAL - ORIG./DEST.					141

TABLE 4. ORIGIN AND DESTINATION OF CARGOES HANDLED IN COASTWISE SHIPPING, BY SELECTED CANADIAN PORTS - OCT-OEC, 1981

TABLEAU 4. ORIGINE ET DESTINATION DES MARCHANDISES MANUTENTIONNEES EN CABOTAGE NATIONAL, SELON CERTAINS PORTS CANADIENS - OCT-DEC, 1981

METRIC TONNES - TONNES METRIQUE

SELECTED PORTS CERTAINS PORTS	ORIGIN OR DEST. ORIGINE OU DEST.	COMMODITY	TONS - TONNES LOADED - CHARGEES		TONS - TONNES UNLOADED - DECHARGEES		MARCHANDISES
			QTR-QUART	YEAR-ANNEE	QTR-QUART	YEAR-ANNEE	
NANAIMO	FRASER RIVER	SAND AND GRAVEL STONE, CRUDE NES LUMBER AND TIMBER		10 461 4 364			SABLE ET GRAVIERS PIERRE BRUTE NDA BOIS D OEUVRE ET CHARP
	TOTAL - ORIG./DEST.			14 825		2 532 2 532	
	HOWE SOUND	LOGS					31 461 BILLES
	TOTAL - ORIG./DEST.						31 461
	HECATE STRAIT	FUEL OIL					7 MAZOUT
	TOTAL - ORIG./DEST.						7
	JERVIS INLET	LOGS					3 683 BILLES
	TOTAL - ORIG./DEST.						3 683
	QUEEN CHAR ISLES	GASOLINE					25 ESSENCE
	TOTAL - ORIG./DEST.						25
	MENZIES BAY	LOGS					9 290 BILLES
	TOTAL - ORIG./DEST.						9 290
	NEW WESTMINSTER	LOGS					1 334 BILLES
		PULPWOOD					94 188 BOIS A PATE
		SAND AND GRAVEL					13 700 SABLE ET GRAVIERS
		STONE, CRUDE NES					13 700 PIERRE BRUTE NDA
		GYPSE					7 274 GYPSE
	TOTAL - ORIG./DEST.	LUMBER AND TIMBER					25 703 BOIS D OEUVRE ET CHARP
							56 697
							63 047
							69 680
						72 680	
						181 902	
N. ARM FRASER R.	LOGS					13 843 BILLES	
	PULPWOOD					511 679 BOIS A PATE	
	SAND AND GRAVEL					3 175 SABLE ET GRAVIERS	
	LUMBER AND TIMBER					2 948 BOIS D OEUVRE ET CHARP	
TOTAL - ORIG./DEST.						114 877	
POWELL RIVER	LUMBER AND TIMBER					5 972 BOIS D OEUVRE ET CHARP	
	PULP	907	2 948			5 150 PATE	
	NEWSPRINT PAPER					3 380 PAPIER JOURNAL	
TOTAL - ORIG./DEST.						14 502	
						34 830	
RUPERT INLET	PULP					1 410 PATE	
	TOTAL - ORIG./DEST.					1 410	
SKIDEGATE	FUEL OIL					35 MAZOUT	
	TOTAL - ORIG./DEST.					35	
TEAKERNE ARM	LOGS					11 758 BILLES	
	TOTAL - ORIG./DEST.					11 758	
VANCOUVER	PULPWOOD					1 820 BOIS A PATE	
	SAND AND GRAVEL					1 361 SABLE ET GRAVIERS	
	STONE, CRUDE NES					17 221 PIERRE BRUTE NDA	
	SALT					15 436 SEL	
	SULPHUR IN ORES					408 SOUFRE EN MINERAI	
	LUMBER AND TIMBER	2 571	21 469			1 134 BOIS D OEUVRE ET CHARP	
	PULP	6 302	32 593			272 PATE	
	NEWSPRINT PAPER		816			36 PAPIER JOURNAL	
	BLDG. PAPER AND BOARD					36 PLAQ. CONSTR., PAP/CART.	
	OILS, FATS, WAXES NES		33			HUIL. MAT. GRAS. CIRE NOA	
	SULPHURIC ACID					454 ACIDE SULFURIQUE	
	METALLIC SALTS					1 071 SELS METALLIQUES	
	INORGANIC CHEMS. NES					1 841 PROD. CHIM. INORG. NOA	
	GASOLINE					50 044 ESSENCE	
	FUEL OIL					60 529 MAZOUT	
TOTAL - ORIG./DEST.	MACHINERY NES					82 MACHINES NDA	
						8 873	
						72 132	
						134 180	
						499 450	
SELECTED PORT TOTAL							67 686
							154 369
							399 143
							1 461 003
TOTAL PAR PORT CHOISI							
NEW WESTMINSTER	BAMBERTON	SLAG, DROSS, BY-PRODUCTS CEMENT					2 438 PDS. GUEUL-SCDR. PROD.
	TOTAL - ORIG./DEST.						3 758 CIMENT
							6 196
							9 182
	BEAVER COVE	LOGS					33 854 BILLES
	TOTAL - ORIG./DEST.						33 854
							81 661
							81 661
	BLUBBER BAY	EXPLOS., FUSES, CAPS FERTILIZERS NES					76 EXPLOS., AMORCES, DET.
	TOTAL - ORIG./DEST.						60 ENGRAIS CHIMIQUES NDA
						60	
						212	
CAMPBELL RIVER	LOGS					27 232 BILLES	
	TOTAL - ORIG./DEST.					27 232	
						52 215	
						2 900	
						55 115	
DHEMAINUS	LOGS					21 900 BILLES	
	TOTAL - ORIG./DEST.					21 900	
						1 209	
						4 233	
						1 209	
						4 233	
						1 209	
						4 233	

TABLE 4. ORIGIN AND DESTINATION OF CARGOES HANDLED IN COASTWISE SHIPPING, BY SELECTED CANADIAN PORTS - OCT-DEC, 1981

TABLEAU 4. ORIGINE ET DESTINATION DES MARCHANDISES MANUTENTIONNEES EN CABOTAGE NATIONAL, SELON CERTAINS PORTS CANADIENS - OCT - DEC, 1981

SELECTED PORTS CERTAINS PORTS	ORIGIN OR DEST. ORIGINE OU DEST.	COMMODITY	TONS - TONNES		TONS - TONNES		MARCHANDISES
			LOADED - CHARGES QTR-QUART	YEAR-ANNEE	UNLOADED - DECHARGES QTR-QUART	YEAR-ANNEE	
NEW WESTMINSTER	CHATHAM SOUND	LUMBER AND TIMBER		1 512			BOIS D OEUVRE ET CHARP
	TOTAL - ORIG./DEST.			1 512			
E COAST VAN ISL		LDGS		28 500			BILLES
		SAND AND GRAVEL			130 181	239 229	SABLE ET GRAVIERS
		GYP SUM			5 562	23 705	GYPSE
		SHINGLES AND SHAKES				75	BARDEAUX, BARD. FACADE
		EXPLOS., FUSES, CAPS			71	98	EXPLOS., AMORCES, DET.
TOTAL - ORIG./DEST.			28 500	135 814	263 308	MARCHANDISES DIVERSES	
COWICHAN BAY		LOGS		37 230			BILLES
		TOTAL - ORIG./DEST.		37 230			
CROFTON		LOGS	14 400	32 440			BILLES
		PULPWOOD	153 961	552 870			BOIS A PATE
		LUMBER AND TIMBER	19 201	41 655			BOIS D OEUVRE ET CHARP
		PULP			4 016	9 574	PATE
		NEWSPRINT PAPER			6 034	8 643	PAPIER JOURNAL
TOTAL - ORIG./DEST.		187 562	626 965	10 209	19 012	PAPIER NOA	
ESQUIMALT		FUEL OIL				1 220	MAZOUT
		TOTAL - ORIG./DEST.	363	363			1 220
GOLD RIVER		BOLTS, ROUND TIMBER			3 175	3 175	BILLOTS, BOIS RONDS
		TOTAL - ORIG./DEST.			3 175	3 175	
JERVIS INLET		LOGS			72 916	339 453	BILLES
		SAND AND GRAVEL			23 962	64 567	SABLE ET GRAVIERS
		STONE, CRUDE NES				2 041	PIERRE BRUTE NOA
TOTAL - ORIG./DEST.				96 878	406 061		
JOHNSTONE STRAIT		LOGS			50 037	130 718	BILLES
		TOTAL - ORIG./DEST.			50 037	130 718	
KITIMAT		SAND AND GRAVEL				2 722	SABLE ET GRAVIERS
		LIMESTONE				3 629	PIERRE CALCAIRE
		LUMBER AND TIMBER		4 536			BOIS D OEUVRE ET CHARP
		CEMENT	4 725	7 625			CIMENT
		TOTAL - ORIG./DEST.	18 416	65 873	18 417	65 111	MARCHANDISES DIVERSES
LADYSMITH		LOGS		5 035	25 736	117 067	BILLES
		TOTAL - ORIG./DEST.		5 035	25 736	117 067	
PORTLAND INLET		SAND AND GRAVEL		2 722			SABLE ET GRAVIERS
		TOTAL - ORIG./DEST.		454		454	MARCHANDISES DIVERSES
QUEEN CHAR ISLES		SAND AND GRAVEL			20 865	60 608	SABLE ET GRAVIERS
		LIMESTONE				1 814	PIERRE CALCAIRE
		LUMBER AND TIMBER			375	1 225	BOIS D OEUVRE ET CHARP
		SHINGLES AND SHAKES				238	BARDEAUX, BARD. FACADE
		TOTAL - ORIG./DEST.			5	5	EXPLOS., AMORCES, DET.
NANAIMO		LOGS		1 334			BILLES
		PULPWOOD	30 277	94 188			BOIS A PATE
		SAND AND GRAVEL	13 700	13 700			SABLE ET GRAVIERS
		GYP SUM			38 386	38 386	PIERRE BRUTE NDA
		TOTAL - ORIG./DEST.	25 703	72 680	11 037	17 387	BOIS D OEUVRE ET CHARP
N. ARM FRASER R.		PLATE & SHEET STEEL		272			TOLES, FEUILLES D ACIER
		TOTAL - ORIG./DEST.		41			MATERIEL DIVERS
PORT MELLON		PULP				364	PATE
		TOTAL - ORIG./DEST.				23	MACHINES NDA
POWELL RIVER		LUMBER AND TIMBER			1 361	3 705	BOIS D OEUVRE ET CHARP
		TOTAL - ORIG./DEST.			1 361	5	MATERIEL DIVERS
PRINCE RUPERT		SAND AND GRAVEL		1 534		767	SABLE ET GRAVIERS
		LUMBER AND TIMBER		36 288		31 752	BOIS D OEUVRE ET CHARP
		GENERAL CARGO	45 038	145 444	42 855	147 268	MARCHANDISES DIVERSES
		TOTAL - ORIG./DEST.	45 038	183 266	42 855	179 787	
QUATANGO		EQUIPMENT MISC.	454	454			MATERIEL DIVERS
TOTAL - ORIG./DEST.			454	454			

TABLE 4. ORIGIN AND DESTINATION OF CARGOES HANDLED IN COASTWISE SHIPPING, BY SELECTED CANADIAN PORTS - OCT-DEC, 1981

TABLEAU 4. ORIGINE ET DESTINATION DES MARCHANDISES MANUTENTIONNEES EN CABOTAGE NATIONAL, SELON CERTAINS PORTS CANADIENS - OCT-DEC, 1981

SELECTED PORTS CERTAINS PORTS	ORIGIN OR DEST. ORIGINE OU DEST.	COMMODITY	METRIC TONNES - TONNES METRIQUE		MARCHANDISES
			TONS LOADED - QTR-QUART	TONNES - CHARGEES YEAR-ANNEE	
NEW WESTMINSTER	ROBERTS BANK	STONE, CRUDE NES	27 760	27 760	
	TOTAL - ORIG./DEST.		27 760	27 760	
	W COAST VAN IS N	EXPLOS., FUSES, CAPS			5
	TOTAL - ORIG./DEST.				5
	SOOKE	LUMBER AND TIMBER			4 838
	TOTAL - ORIG./DEST.				4 838
	SQUAMISH	LUMBER AND TIMBER			1 361
	TOTAL - ORIG./DEST.				1 361
	TEXADA	SAND AND GRAVEL STONE, CRUDE NES			2 616
	TOTAL - ORIG./DEST.				2 616
VANANDA	SAND AND GRAVEL LIMESTONE		4 082		37 089
	TOTAL - ORIG./DEST.		4 082		41 098
VANCOUVER	IRON AND STEEL SCRAP		2 268		
	ORGANIC CHEMICALS NES				26 198
	GASOLINE				3 020
	FUEL OIL				25 835
TOTAL - ORIG./DEST.	CEMENT	20 015	25 184		
	EQUIPMENT MISC.			4	18
TOTAL - ORIG./DEST.		20 015	27 452	3 714	55 071
VICTORIA	IRON AND STEEL SCRAP		4 536		
	SAND AND GRAVEL				67 013
	GYPSPUM				7 620
	CEMENT	1 594	1 594		
TOTAL - ORIG./DEST.		1 594	6 130		74 633
SELECTED PORT TOTAL		421 431	1 273 990	569 125	1 704 537
W. ARM FRASER R.	BEAVER COVE	LOGS			38 400
	TOTAL - ORIG./DEST.				38 400
BLIND BAY	LOGS			19 684	24 719
	TOTAL - ORIG./DEST.			19 684	24 719
BRITANNIA BEACH	PULPWOOD		72 352	246 322	
	HOGGED FUEL, WOOD		9 222	44 989	
	WASTE AND SCRAP NES			1 456	
	PULP			1 112	
TOTAL - ORIG./DEST.		81 574	293 879		
CAMPBELL RIVER	PULPWOOD		29 897	114 472	
	HOGGED FUEL, WOOD		32 233	149 498	
	WASTE AND SCRAP NES		19 515	48 778	
	PULP				4 050
TOTAL - ORIG./DEST.		81 645	312 748		4 050
CENTRE BAY	LOGS			49 500	537 360
	TOTAL - ORIG./DEST.			49 500	537 360
CHEMAINUS	LOGS			62 100	291 600
	LUMBER AND TIMBER			2 040	2 040
TOTAL - ORIG./DEST.				64 140	293 640
CHATHAM SOUND	LUMBER AND TIMBER		1 512		
	TOTAL - ORIG./DEST.		1 512		
E COAST VAN ISL	LOGS		16 355	60 460	35 530
	SAND AND GRAVEL				15 422
	LIMESTONE				34 300
	PULP				281
	NEWSPRINT PAPER				4 650
	EQUIPMENT MISC.				20 000
	GENERAL CARGO	1 710	19 475	4 650	4 650
TOTAL - ORIG./DEST.		18 065	79 935	60 252	658 417
COWICHAN BAY	LOGS			7 200	
	TOTAL - ORIG./DEST.			7 200	
CROFTON	PULPWOOD		19 792	94 423	
	LUMBER AND TIMBER		1 134	4 082	
	PULP				159
	NEWSPRINT PAPER				159
TOTAL - ORIG./DEST.		20 926	98 505		318
GOLD RIVER	PULPWOOD		3 396	8 572	
	HOGGED FUEL, WOOD			1 618	
TOTAL - ORIG./DEST.		3 396	10 190		

TABLE 4. ORIGIN AND DESTINATION OF CARGOES HANDLED IN COASTWISE SHIPPING, BY SELECTED CANADIAN PORTS - OCT-DEC, 1981

TABLEAU 4. ORIGINE ET DESTINATION DES MARCHANDISES MANUTENTIONNEES EN CABOTAGE NATIONAL, SELON CERTAINS PORTS CANADIENS - OCT-DEC, 1981

SELECTED PORTS CERTAINS PORTS	ORIGIN OR DEST. ORIGINE OU DEST.	COMMODITY	TONS - TONNES		TONS - TONNES		MARCHANDISES
			LOADED - CHARGÉES QTR-QUART	YEAR-ANNEE	UNLOADED - DECHARGÉES QTR-QUART	YEAR-ANNEE	
N. ARM FRASER R.	GOWLAND HARBOUR	LOGS			36 900	65 100	BILLES
	TOTAL - ORIG./DEST.				36 900	65 100	
	HOWE SOUND	LOGS	117 805	337 370	657 600	1 617 920	BILLES
		EQUIPMENT MISC.	30 780	83 766	285	475	MATERIEL DIVERS
	TOTAL - ORIG./DEST.		148 585	421 136	657 885	1 618 395	
	JERVIS INLET	LOGS		5 225	5 415	37 545	BILLES
		SAND AND GRAVEL			8 638	42 481	SABLE ET GRAVIERS
	TOTAL - ORIG./DEST.			5 225	14 053	80 026	
	KITIMAT	SAND AND GRAVEL				767	SABLE ET GRAVIERS
		GENERAL CARGO				454	MARCHANDISES DIVERSES
	TOTAL - ORIG./DEST.					1 221	
	LADYSMITH	LOGS		570			BILLES
	TOTAL - ORIG./DEST.			570			
	PORTLAND INLET	SAND AND GRAVEL		227			SABLE ET GRAVIERS
		LIMESTONE		227			PIERRE CALCAIRE
	TOTAL - ORIG./DEST.			1 633			MARCHANDISES DIVERSES
				2 087			
	MENZIES BAY	LOGS				9 290	BILLES
	TOTAL - ORIG./DEST.					9 290	
	NANAIMO	LOGS		13 843			BILLES
		PULPWOOD	108 754	511 679			BOIS A PATE
		SAND AND GRAVEL	3 175	13 517			SABLE ET GRAVIERS
		LUMBER AND TIMBER	2 948	5 896			BOIS D OEUVRE ET CHARP
	TOTAL - ORIG./DEST.		114 877	544 935			
	NEW WESTMINSTER	PLATE & SHEET STEEL				272	TOLES, FEUILLES D ACIER
		EQUIPMENT MISC.				41	MATERIEL DIVERS
	TOTAL - ORIG./DEST.					313	
	PORT MELLON	LOGS				30 892	BILLES
		PULPWOOD	141 008	434 174			BOIS A PATE
		HOGGED FUEL, WOOD	14 358	64 601			BOIS DE CHAUFFAGE
		WASTE AND SCRAP NES	9 320	21 572			DECHETS ET REBUTS NDA
	TOTAL - ORIG./DEST.		164 686	520 347		30 892	
	POWELL RIVER	LOGS				1 234	BILLES
		PULPWOOD	33 732	49 203			BOIS A PATE
		HOGGED FUEL, WOOD	13 023	47 323			BOIS DE CHAUFFAGE
		WASTE AND SCRAP NES		1 456			DECHETS ET REBUTS NDA
		LUMBER AND TIMBER			1 662	5 593	BOIS D OEUVRE ET CHARP
	TOTAL - ORIG./DEST.		46 755	97 982	1 662	6 827	
	PRINCE RUPERT	IRON AND STEEL SCRAP				2 722	DECHETS DE FER ACIER
		SAND AND GRAVEL	1 633	1 633			SABLE ET GRAVIERS
		GENERAL CARGO			435	435	MARCHANDISES DIVERSES
	TOTAL - ORIG./DEST.		1 633	1 633	435	3 157	
	RUPERT INLET	PULPWOOD		8 483			BOIS A PATE
	TOTAL - ORIG./DEST.			8 483			
	SMITH INLET	GENERAL CARGO	363	363	363	363	MARCHANDISES DIVERSES
	TOTAL - ORIG./DEST.		363	363	363	363	
	SQUAMISH	LOGS	10 800	61 305	9 120	14 820	BILLES
		EQUIPMENT MISC.		2 090			MATERIEL DIVERS
	TOTAL - ORIG./DEST.		10 800	63 395	9 120	14 820	
	TASU	SAND AND GRAVEL				13 154	SABLE ET GRAVIERS
		FUEL OIL	181	181	181	362	MAZOUT
		GENERAL CARGO	181	2 720	181	1 088	MARCHANDISES DIVERSES
	TOTAL - ORIG./DEST.		362	2 901	362	14 604	
	TEAKERNE ARM	LOGS			12 011	51 491	BILLES
	TOTAL - ORIG./DEST.				12 011	51 491	
	VANANDA	SAND AND GRAVEL				4 589	SABLE ET GRAVIERS
		LIMESTONE			4 090	4 090	PIERRE CALCAIRE
	TOTAL - ORIG./DEST.				4 090	8 679	
	VANCOUVER	LOGS				11 155	BILLES
		GASOLINE				18	ESSENCE
		FUEL OIL				7	MAZOUT
		EQUIPMENT MISC.		460	9	137	MATERIEL DIVERS
	TOTAL - ORIG./DEST.			460	9	11 317	
	VICTORIA	LUMBER AND TIMBER		1 512			BOIS D OEUVRE ET CHARP
	TOTAL - ORIG./DEST.			1 512			
SELECTED PORT TOTAL			693 667	2 474 998	968 866	3 516 599	TOTAL PAR PORT CHOISI

TABLE 4. ORIGIN AND DESTINATION OF CARGOES HANDLED IN COASTWISE SHIPPING, BY SELECTED CANADIAN PORTS - OCT-DEC, 1981

TABLEAU 4. ORIGINE ET DESTINATION DES MARCHANDISES MANUTENTIONNEES EN CABOTAGE NATIONAL, SELON CERTAINS PORTS CANADIENS - OCT -DEC, 1981

SELECTED PORTS CERTAINS PORTS	ORIGIN OR DEST. ORIGINE OU DEST.	COMMODITY	METRIC TONNES - TONNES METRIQUE		MARCHANDISES			
			TDNS LOADED - QTR-QUART	TONNES - CHARGÉES YEAR-ANNEE		TONS UNLOADED - QTR-QUART	TONNES - DECHARGÉES YEAR-ANNEE	
PORT MELLON	BURRARD INLET	PULPWOOD HOGGED FUEL, WOOD WASTE AND SCRAP NES			23 455 6 108 6 249 35 812	90 725 34 477 24 106 149 308	BOIS A PATE BOIS DE CHAUFFAGE DECHETS ET REBUTS NDA	
	TOTAL - ORIG./DEST.							
	BLUBBER BAY	LIMESTONE			3 175 3 175	8 186 8 186	PIERRE CALCAIRE	
	TOTAL - ORIG./DEST.							
	FRASER RIVER	PULPWOOD HOGGED FUEL, WOOD WASTE AND SCRAP NES			48 727 1 415 3 480 53 622	158 964 1 415 6 110 166 489	BOIS A PATE BOIS DE CHAUFFAGE DECHETS ET REBUTS NDA	
	TOTAL - ORIG./DEST.							
	HOWE SOUND	PULPWOOD HOGGED FUEL, WOOD WASTE AND SCRAP NES			1 578 1 213 2 791	1 578 1 213 4 106	BOIS A PATE BOIS DE CHAUFFAGE DECHETS ET REBUTS NDA	
	TOTAL - ORIG./DEST.							
	JERVIS INLET	EQUIPMENT MISC.		6			MATERIEL DIVERS	
	TOTAL - ORIG./DEST.			6				
	QUEEN CHAR ISLES	LOGS				28 101	BILLES	
	TOTAL - ORIG./DEST.					28 101		
	NEW WESTMINSTER	PULP MACHINERY NES		364 23 387			PATE MACHINES NDA	
	TOTAL - ORIG./DEST.							
	N. ARM FRASER R.	LOGS PULPWOOD HOGGED FUEL, WOOD WASTE AND SCRAP NES		30 892		141 008 14 358 9 320 164 686	434 174 64 601 21 572 520 347	BILLES BOIS A PATE BOIS DE CHAUFFAGE DECHETS ET REBUTS NDA
	TOTAL - ORIG./DEST.			30 892				
	PORT ALBERNI	LOGS				26 404	BILLES	
	TOTAL - ORIG./DEST.					26 404		
	W COAST VAN IS S	LOGS				8 310	BILLES	
	TOTAL - ORIG./DEST.					8 310		
SQUAMISH	PULP		1 615 1 615	2 770 2 770		567 567	PATE	
TOTAL - ORIG./DEST.								
VANCOUVER	SALT PULP SULPHURIC ACID METALLIC SALTS INORGANIC CHEMS. NES CHEM. SPECIALTIES NES GASOLINE FUEL OIL WIRE METAL FAB. BASIC PROD. BRICKS, TILES NES GLASS BASIC PRODUCTS MACHINERY NES EQUIPMENT MISC.		7 212	22 167	834 1 270 1 826 1 956 127 12 513 36 408 164 91 82 52	2 689 PATE ACIDE SULFURIQUE SELS METALLIQUES 10 341 376 4 676 35 084 217 408 164 91 172 317	SEL PATE ACIDE SULFURIQUE SELS METALLIQUES PROD. CHIM. INDRG. NDA PROD. CHIM. SPECIAUX NDA ESSENCE MAZOUT FIL METALLIQUE OUVR. DE BASE EN METAL BRIQUES, TILES NDA OUVR. DE BASE EN VERRE MACHINES NDA MATERIEL DIVERS	
TOTAL - ORIG./DEST.			7 212	22 201	19 359	65 253		
VICTORIA	EQUIPMENT MISC.					454	MATERIEL DIVERS	
TOTAL - ORIG./DEST.						454		
SELECTED PORT TOTAL			8 827	56 256	279 445	977 525	TOTAL PAR PORT CHOISI	
POWELL RIVER	BURRARD INLET	PULPWOOD HOGGED FUEL, WOOD			7 683 3 438 11 121	19 494 28 758 48 252	BOIS A PATE BOIS DE CHAUFFAGE	
	TOTAL - ORIG./DEST.							
	BLIND BAY	LOGS			6 080 6 080	6 080 6 080	BILLES	
	TOTAL - ORIG./DEST.							
	BLUBBER BAY	LIMESTONE			907 907	4 954 4 954	PIERRE CALCAIRE	
	TOTAL - ORIG./DEST.							
	BRITANNIA BEACH	PULP				454	PATE	
	TOTAL - ORIG./DEST.					454		
	CHEMAINUS	PULPWOOD			1 517 1 517	1 517 1 517	BOIS A PATE	
	TOTAL - ORIG./DEST.							
E COAST VAN ISL	PULPWOOD HOGGED FUEL, WOOD EQUIPMENT MISC.		13 13	30 30	94 956 10 152 105 108	253 148 48 458 301 606	BOIS A PATE BOIS DE CHAUFFAGE MATERIEL DIVERS	
TOTAL - ORIG./DEST.			13	30	105 108	301 606		

TABLE 4. ORIGIN AND DESTINATION OF CARGOES HANDLED IN COASTWISE SHIPPING, BY SELECTED CANADIAN PORTS - OCT-DEC, 1981

TABLEAU 4. ORIGINE ET DESTINATION DES MARCHANDISES MANUTENTIDNNEES EN CABOTAGE NATIONAL, SELON CERTAINS PORTS CANADIENS - OCT -DEC , 1981

SELECTED PORTS CERTAINS PORTS	ORIGIN OR DEST. ORIGINE OU DEST.	COMMODITY	METRIC TONNES - TONNES METRIQUE		TONNES - TONNES		MARCHANDISES
			TONS LOADED - QTR-QUART	TONNES CHARGES YEAR-ANNEE	TONS UNLOADED - QTR-QUART	TONNES DECHARGES YEAR-ANNEE	
POWELL RIVER	CROFTON	LIMESTONE	1 089	1 089			PIERRE CALCAIRE
		LUMBER AND TIMBER	11 450	17 951			BOIS D OEUVRE ET CHARP
		PULP	2 834	3 514			PATE
		NEWSPRINT PAPER	2 971	4 332			PAPIER JOURNAL
TOTAL - ORIG./DEST.		18 344	26 886				
FRASER RIVER		PULPWOOD			63 278	103 956	BOIS A PATE
		HOGGED FUEL, WOOD		832	1 618	1 618	BOIS DE CHAUFFAGE
		LUMBER AND TIMBER					BOIS D OEUVRE ET CHARP
TOTAL - ORIG./DEST.		10	10	64 896	105 574	MATERIEL DIVERS	
GOLD RIVER		PULPWOOD			2 103	2 103	BOIS A PATE
TOTAL - ORIG./DEST.				2 103	2 103		
HEGATE STRAIT		LOGS			13 250	13 250	BILLES
TOTAL - ORIG./DEST.				13 250	13 250		
JERVIS INLET		EQUIPMENT MISC.	33	100			MATERIEL DIVERS
TOTAL - ORIG./DEST.			33	100			
JOHNSTONE STRAIT		EQUIPMENT MISC.	11	40			MATERIEL DIVERS
TOTAL - ORIG./DEST.			11	40			
KITIMAT		SAND AND GRAVEL		767			SABLE ET GRAVIERS
		GENERAL CARGO		454			MARCHANDISES DIVERSES
TOTAL - ORIG./DEST.				1 221			
KNIGHT INLET		EQUIPMENT MISC.		9			MATERIEL DIVERS
TOTAL - ORIG./DEST.				9			
MENZIES BAY		LOGS			6 080	6 080	BILLES
TOTAL - ORIG./DEST.					6 080	6 080	
NANAIMO		LUMBER AND TIMBER	5 972	19 767			BOIS D OEUVRE ET CHARP
		PULP	5 150	11 683	907	2 948	PATE
		NEWSPRINT PAPER	3 380	3 380			PAPIER JOURNAL
TOTAL - ORIG./DEST.			14 502	34 830	907	2 948	
NEW WESTMINSTER		LUMBER AND TIMBER	1 361	3 705			BOIS D OEUVRE ET CHARP
		EQUIPMENT MISC.		5			MATERIEL DIVERS
TOTAL - ORIG./DEST.			1 361	3 710			
N. ARM FRASER R.		LOGS		1 234			BILLES
		PULPWOOD			33 732	49 203	BOIS A PATE
		HOGGED FUEL, WOOD			13 023	47 323	BOIS DE CHAUFFAGE
		WASTE AND SCRAP NES				1 456	DECHETS ET REBUTS NDA
		LUMBER AND TIMBER	1 662	5 593			BOIS D OEUVRE ET CHARP
TOTAL - ORIG./DEST.			1 662	6 827	46 755	97 982	
PORT ALBERNI		LOGS			8 378	8 378	BILLES
TOTAL - ORIG./DEST.					8 378	8 378	
PORT MCNEILL		EQUIPMENT MISC.	60	110			MATERIEL DIVERS
TOTAL - ORIG./DEST.			60	110			
PRINCE RUPERT		FUEL OIL			2	2	MAZOUT
		GENERAL CARGO				1 814	MARCHANDISES DIVERSES
TOTAL - ORIG./DEST.					2	1 816	
RUPERT INLET		HOGGED FUEL, WOOD				2 002	BOIS DE CHAUFFAGE
TOTAL - ORIG./DEST.						2 002	
W COAST VAN IS S		PULPWOOD				23 706	BOIS A PATE
TOTAL - ORIG./DEST.						23 706	
SQUAMISH		INDORGANIC CHEMS. NES	501	501	318	318	PROD. CHIM. INORG. NDA
TOTAL - ORIG./DEST.			501	501	318	318	
TEAKERNE ARM		LOGS			74 531	139 998	BILLES
		EQUIPMENT MISC.	20	98			MATERIEL DIVERS
TOTAL - ORIG./DEST.			20	98	74 531	139 998	
VANCOUVER		IRON AND STEEL SCRAP	272	1 723			DECHETS DE FER ACIER
		SULPHUR IN DRES				1 860	SOUFRE EN MINERAL
		WASTE AND SCRAP NES		4 272			DECHETS ET REBUTS NDA
		LUMBER AND TIMBER	4 234	9 072			BOIS D OEUVRE ET CHARP
		PULP	19 370	45 144			PATE
		NEWSPRINT PAPER	41 089	236 778			PAPIER JOURNAL
		PAPERBOARD				123	CARTON
		SULPHURIC ACID				619	ACIDE SULFURIQUE
		METALLIC SALTS			438	2 226	SELS METALLIQUES
		INDORGANIC CHEMS. NES			4 507	23 537	PROD. CHIM. INORG. NDA
		DRGANIC CHEMICALS NES			272	613	PROD. CHIM. ORGAN. NDA
		GASOLINE			2 997	17 494	ESSENCE
		FUEL OIL			9 986	26 965	MAZOUT

TABLE 4. ORIGIN AND DESTINATION OF CARGOES HANDLED IN COASTWISE SHIPPING, BY SELECTED CANADIAN PORTS - OCT-DEC, 1981

TABLEAU 4. ORIGINE ET DESTINATION DES MARCHANDISES MANUTENTIONNEES EN CABOTAGE NATIONAL, SELON CERTAINS PORTS CANADIENS - OCT - DEC, 1981

SELECTED PORTS CERTAINS PORTS	ORIGIN OR DEST. ORIGINE DU DEST.	COMMODITY	METRIC TONNES - TONNES METRIQUE				MARCHANDISES
			TONS LOADED QTR-QUART	- TONNES CHARGEES YEAR-ANNEE	TONS UNLOADED QTR-QUART	- TONNES DECHARGEES YEAR-ANNEE	
POWELL RIVER	VANCOUVER	LUBRICATING OIL, GREASE			61	254	HUILE, GRAISSE LUBRIF.
		CASTINGS, FORGINGS		45			MOUL. PIECES FORGEES
		ALUMINUM			252	252	ALUMINIUM
		BRICKS, TILES NES				37	BRIQUES, TUILES NDA
		NON-MET. MIN. BASIC PROD				32	PROD. MIN. NON-MET. BASE
		MACHINERY NES			45	441	MACHINES NDA
		TRUCKS AND CHASSIS		181	136	181	CAMIONS ET CHASSIS
		EQUIPMENT MISC.		54	14	198	MATERIEL DIVERS
	TOTAL - ORIG./DEST.		64 965	297 314	18 708	77 486	
	VANGUARD	EQUIPMENT MISC.		5			MATERIEL DIVERS
	TOTAL - ORIG./DEST.			5			
SELECTED PORT TOTAL			101 482	372 523	360 661	844 504	TOTAL PAR PORT CHOISI
W COAST VAN IS N	BURRARD INLET	LOGS	10 160	48 746			BILLES
	TOTAL - ORIG./DEST.		10 160	48 746			
	BRITANNIA BEACH	PULPWOOD	2 093	2 093			BOIS A PATE
	TOTAL - ORIG./DEST.		2 093	2 093			
	CAMPBELL RIVER	PULPWOOD	2 224	2 224			BOIS A PATE
		HOGGEO FUEL, WOOD	5 763	5 763			BOIS DE CHAUFFAGE
		WASTE AND SCRAP NES	8 635	15 210			DECHETS ET REBUTS NDA
	TOTAL - ORIG./DEST.		16 622	23 197			
	E COAST VAN ISL	LOGS		25 402			BILLES
		EXPLOS., FUSES, CAPS			5	69	EXPLOS., AMORCES, DET.
	TOTAL - ORIG./DEST.			25 402	5	69	
	ESQUIMALT	LOGS	29 393	78 472			BILLES
	TOTAL - ORIG./DEST.		29 393	78 472			
	FRASER RIVER	LOGS		13 155			BILLES
	TOTAL - ORIG./DEST.			13 155			
	GOLD RIVER	PULPWOOD	2 224	2 224			BOIS A PATE
	TOTAL - ORIG./DEST.		2 224	2 224			
	HOWE SOUND	LOGS	63 503	575 515			BILLES
	TOTAL - ORIG./DEST.		63 503	575 515			
	JERVIS INLET	LOGS	27 941	64 410			BILLES
	TOTAL - ORIG./DEST.		27 941	64 410			
	JOHNSTONE STRAIT	LOGS		2 660			BILLES
	TOTAL - ORIG./DEST.			2 660			
	LOUGHBOROUGH INL	LOGS		4 064			BILLES
	TOTAL - ORIG./DEST.			4 064			
	NEW WESTMINSTER	EXPLOS., FUSES, CAPS		5			EXPLOS., AMORCES, DET.
	TOTAL - ORIG./DEST.			5			
	PORT ALBERNI	LOGS	26 258	43 156			BILLES
	TOTAL - ORIG./DEST.		26 258	43 156			
	PORT HARDY	FUEL OIL				154	MAZOUT
	TOTAL - ORIG./DEST.					154	
	PRINCE RUPERT	FUEL OIL				485	MAZOUT
	TOTAL - ORIG./DEST.					485	
	W COAST VAN IS N	LOGS		3 024		3 024	BILLES
	TOTAL - ORIG./DEST.			3 024		3 024	
	W COAST VAN IS S	LOGS	3 024	6 048			BILLES
	TOTAL - ORIG./DEST.		3 024	6 048			
	TAHSIS	LOGS	3 024	12 096			BILLES
	TOTAL - ORIG./DEST.		3 024	12 096			
	VANCOUVER	LOGS		16 443			BILLES
		GASOLINE			1 187	3 742	ESSENCE
		FUEL OIL			2 780	10 910	MAZOUT
		EQUIPMENT MISC.				8	MATERIEL DIVERS
	TOTAL - ORIG./DEST.			16 443	3 967	14 660	
	VICTORIA	FUEL OIL				59	MAZOUT
	TOTAL - ORIG./DEST.					59	
SELECTED PORT TOTAL			184 242	920 710	3 972	18 451	TOTAL PAR PORT CHOISI
VANCOUVER	PORT HAWKESBURY	GASOLINE		16 581			ESSENCE

TABLE 4. ORIGIN AND DESTINATION OF CARGOES HANDLED IN COASTWISE SHIPPING, BY SELECTED CANADIAN PORTS - OCT-DEC, 1981

TABLEAU 4. ORIGINE ET DESTINATION DES MARCHANDISES MANUTENTIONNEES EN CABOTAGE NATIONAL, SELON CERTAINS PORTS CANADIENS - OCT-DEC, 1981

SELECTED PORTS CERTAINS PORTS	ORIGIN OR DEST. ORIGINE OU DEST.	COMMODITY	METRIC TONNES - TONNES METRIQUE		TONS - TONNES		MARCHANDISES
			TONS LOADED QTR-QUART	- TONNES CHARGEES YEAR-ANNEE	TONS UNLOADED QTR-QUART	- TONNES DECHARGEES YEAR-ANNEE	
VANCOUVER	PORT HAWKESBURY	FUEL OIL					MAZOUT
	TOTAL - ORIG./DEST.						
	SYDNEY	COAL, BITUMINOUS	34 473	75 079			CHARBON BITUMINEUX
	TOTAL - ORIG./DEST.		34 473	75 079			
	ALERT BAY	GASOLINE	61	708			ESSENCE
		FUEL OIL	604	4 327			MAZOUT
	TOTAL - ORIG./DEST.		665	5 035			
	BROUGHTON STRAIT	GASOLINE		210			ESSENCE
		FUEL OIL		397			MAZOUT
		GENERAL CARGO	58	273		6	MARCHANDISES DIVERSES
	TOTAL - ORIG./DEST.		58	880		6	
	BAMBERTON	SAND AND GRAVEL			7 000	7 000	SABLE ET GRAVIERS
		LIMESTONE			3 285	3 285	PIERRE CALCAIRE
		GYP SUM				3 329	GYPSE
		CEMENT	1 586	1 586			CIMENT
	TOTAL - ORIG./DEST.		1 586	1 586	10 285	13 614	
	BEAVER COVE	EQUIPMENT MISC.	49	430			MATERIEL DIVERS
	TOTAL - ORIG./DEST.		49	430		4	
	BURRARD INLET	GASOLINE		2			ESSENCE
		FUEL OIL		28			MAZOUT
		EQUIPMENT MISC.	4	12			MATERIEL DIVERS
	TOTAL - ORIG./DEST.		4	42			
	BELLA COOLA	GASOLINE	810	3 071			ESSENCE
		FUEL OIL	1 000	3 135			MAZOUT
	TOTAL - ORIG./DEST.		1 810	6 206			
	BLIND BAY	LOGS				7 620	BITILES
	TOTAL - ORIG./DEST.					7 620	
	BLUBBER BAY	FUEL OIL		59			MAZOUT
	TOTAL - ORIG./DEST.			59			
	BRITANNIA BEACH	SALT	634	3 578			SEL
		PULP			1 361	3 628	PATE
		SULPHURIC ACID	636	4 266			ACIDE SULFURIQUE
		METALLIC SALTS	1 243	3 731			SELS METALLIQUES
		INORGANIC CHEMS. NES	200	1 605			PROD. CHIM. INORG. NDA
		GASOLINE		3 352			ESSENCE
		FUEL OIL	4 445	27 014			MAZOUT
		MACHINERY NES		82			MACHINES NDA
	TOTAL - ORIG./DEST.		7 158	43 628	1 361	3 628	
	CAMPBELL RIVER	ZINC ORE AND CONC.			2 722	10 569	MINERAIS, CONC. DE ZINC
		ORES AND CONC. NES				2 775	MINERAIS ET CONC. NDA
		SALT	1 038	1 763			SEL
		LUMBER AND TIMBER			6 955	23 736	BOIS D OEUVRE ET CHARP
		PULP			4 038	14 688	PATE
		NEWSPRINT PAPER				953	PAPIER JOURNAL
		BLDG. PAPER AND BOARD	816	816			PLAQ. CONSTR., PAP/CART.
		SULPHURIC ACID	1 452	3 175			ACIDE SULFURIQUE
		METALLIC SALTS		335			SELS METALLIQUES
		INORGANIC CHEMS. NES	232	19 972			PROD. CHIM. INORG. NDA
		PLASTIC MATERIALS	246	455			MATIERES PLASTIQUES
		GASOLINE	7 018	36 928			ESSENCE
		FUEL OIL	18 705	65 738			MAZOUT
		ALUMINIUM	82	164			ALUMINIUM
		BRICKS, TILES NES	82	127			BRICKES, TUILES NDA
		MACHINERY NES	245	573			MACHINES NDA
		EQUIPMENT MISC.		82			MATERIEL DIVERS
	TOTAL - ORIG./DEST.		29 916	130 128	14 668	53 371	
	CHEMAINUS	LUMBER AND TIMBER				1 361	BOIS D OEUVRE ET CHARP
		FUEL OIL		11 349		249	MAZOUT
	TOTAL - ORIG./DEST.			11 349		1 610	
	BUTE INLET	SHINGLES AND SHAKES				37	BARDEAUX, BARD. FACADE
		GASOLINE		652			ESSENCE
		FUEL OIL	44	1 726			MAZOUT
		EQUIPMENT MISC.		43			MATERIEL DIVERS
		GENERAL CARGO	9	136	7	64	MARCHANDISES DIVERSES
	TOTAL - ORIG./DEST.		53	2 557	7	101	
	CHATHAM SOUND	FISH, FRESH OR FROZEN				334	POISSON, FRAIS OU CONG.
		GASOLINE	187	2 291			ESSENCE
		FUEL OIL		693			MAZOUT
		EQUIPMENT MISC.	18	27			MATERIEL DIVERS
		GENERAL CARGO		295		638	MARCHANDISES DIVERSES
	TOTAL - ORIG./DEST.		205	3 306		1 022	

TABLE 4. ORIGIN AND DESTINATION OF CARGOES HANDLED IN COASTWISE SHIPPING, BY SELECTED CANADIAN PORTS - OCT-DEC, 1981

TABLEAU 4. ORIGINE ET DESTINATION DES MARCHANDISES MANUTENTIONNEES EN CABOTAGE NATIONAL, SELON CERTAINS PORTS CANADIENS - OCT -DEC, 1981

SELECTED PORTS CERTAINS PORTS	ORIGIN OR DEST. ORIGINE OU DEST.	COMMODITY	TONS - TONNES		TONS - TONNES		MARCHANDISES	
			LOADED - QTR-QUART	CHARGEES - YEAR-ANNEE	UNLOADED - QTR-QUART	DECHARGEES - YEAR-ANNEE		
VANCOUVER	E COAST VAN ISL	LOGS				20 328	BILLES	
		SAND AND GRAVEL			266 448	514 014	SABLE ET GRAVIERS	
		PULP			953	953	PATE	
		NEWSPRINT PAPER			953	953	PAPIER JOURNAL	
		GASOLINE	3 767	23 117			ESSENCE	
		FUEL OIL	7 344	28 244			MAZOUT	
		EQUIPMENT MISC.	67	714	23		MATERIEL DIVERS	
		GENERAL CARGO	5	493	871	879	MARCHANDISES DIVERSES	
		TOTAL - ORIG./DEST.	11 183	52 568	269 248	537 332		
		COURTENAY	GASOLINE	7 347	19 755			ESSENCE
				FUEL OIL	669	15 000		
		TOTAL - DRIG./DEST.	8 016	34 755				
		CONWICHAN BAY	LUMBER AND TIMBER			1 814	7 711	BOIS D OEUVRE ET CHARP
				FUEL OIL		320		ESSENCE
		TOTAL - ORIG./DEST.			949	1 814	7 711	MAZOUT
CROFTON	PULPWOOD	51 835	162 637			BOIS A PATE		
		LUMBER AND TIMBER	16 783	35 457	1 361	4 234	BOIS D OEUVRE ET CHARP	
		PULP			1 814	2 948	PATE	
		NEWSPRINT PAPER			363	2 252	PAPIER JOURNAL	
		METALLIC SALTS	394	3 016			SELS METALLIQUES	
		INORGANIC CHEMS. NES		26 428			PRD.CHIM.INORG.NDA	
TOTAL - ORIG./DEST.	21 347	56 395	3 538	9 434	ESSENCE			
ESQUIMALT	GASOLINE		1 141			ESSENCE		
		FUEL OIL		19 038		200	MAZOUT	
TOTAL - DRIG./DEST.		20 179		200				
FITZ HUGH SOUND	GASOLINE	49	310			ESSENCE		
		FUEL OIL	333	1 465			MAZOUT	
		GENERAL CARGO	56	238	3	11	MARCHANDISES DIVERSES	
TOTAL - ORIG./DEST.	438	2 013	3	11				
FRASER RIVER	GASOLINE	42	205			ESSENCE		
		FUEL OIL	108	865			MAZOUT	
		EQUIPMENT MISC.	42	248	9 307	26 482	CIMENT	
TOTAL - ORIG./DEST.	192	1 318	9 307	26 515	MATERIEL DIVERS			
GOLD RIVER	BDLTS,ROUND TIMBER	3 629	3 629			BILLOTS,BOIS RONDS		
		GASOLINE		537			ESSENCE	
		FUEL OIL		1 211			MAZOUT	
		EQUIPMENT MISC.	454	454			MATERIEL DIVERS	
TOTAL - ORIG./DEST.	4 083	5 831						
HOWE SOUND	LOGS		9 025	51 630	142 075	BILLES		
		GASOLINE	492	4 147			ESSENCE	
		FUEL OIL	1 037	3 834			MAZOUT	
		EQUIPMENT MISC.		210		19	MATERIEL DIVERS	
TOTAL - ORIG./DEST.	1 574	17 289	51 635	142 107	13	MARCHANDISES DIVERSES		
HECATE STRAIT	GASOLINE	3	587			ESSENCE		
		FUEL OIL	83	1 381			MAZOUT	
TOTAL - ORIG./DEST.	86	1 968						
JERVIS INLET	SAND AND GRAVEL			89 089	224 216	SABLE ET GRAVIERS		
		GASOLINE	1 230	3 991			ESSENCE	
		FUEL OIL	1 271	4 012			MAZOUT	
		EQUIPMENT MISC.	20	137		21	MATERIEL DIVERS	
		GENERAL CARGO	117	1 038	35	146	MARCHANDISES DIVERSES	
TOTAL - ORIG./DEST.	2 638	9 178	89 124	224 383				
JOHNSTONE STRAIT	SHINGLES AND SHAKES			75	347	BARDEAUX,BARD.FACADE		
		GASOLINE	1 414	5 832			ESSENCE	
		FUEL OIL	3 088	10 746			MAZOUT	
		EQUIPMENT MISC.	28	222			MATERIEL DIVERS	
		GENERAL CARGO	183	1 220	27	206	MARCHANDISES DIVERSES	
TOTAL - ORIG./DEST.	4 713	18 020	102	553				
KITIMAT	GASOLINE	2 829	9 962			ESSENCE		
		FUEL OIL	3 397	13 917			MAZOUT	
		GENERAL CARGO			4 082	7 637	MARCHANDISES DIVERSES	
TOTAL - DRIG./DEST.	6 226	23 879	4 082	7 637				
KNIGHT INLET	GASOLINE		39			ESSENCE		
		FUEL OIL	3	177			MAZOUT	
		EQUIPMENT MISC.	35	76			MATERIEL DIVERS	
		GENERAL CARGO	68	331	19	103	MARCHANDISES DIVERSES	
TOTAL - ORIG./DEST.	107	673	19	103				

TABLE 4. ORIGIN AND DESTINATION OF CARGOES HANDLED IN COASTWISE SHIPPING, BY SELECTED CANADIAN PORTS - OCT-DEC, 1981

TABLEAU 4. ORIGINE ET DESTINATION DES MARCHANDISES MANUTENTIONNEES EN CABOTAGE NATIONAL, SELON CERTAINS PORTS CANADIENS - OCT-DEC, 1981

SELECTED PORTS CERTAINS PORTS	ORIGIN OR DEST. ORIGINE OU DEST.	COMMODITY	METRIC TONNES - TONNES METRIQUE				MARCHANDISES
			TONS - TONNES LOADED - CHARGÉES		TONS - TONNES UNLOADED - DECHARGÉES		
			QTR-QUART	YEAR-ANNEE	QTR-QUART	YEAR-ANNEE	
VANCOUVER	MILBANKE SOUND	FISH, FRESH OR FROZEN			256		POISSON, FRAIS OU CONG.
		GASOLINE	8	442			ESSENCE
		FUEL OIL	47	1 510			MAZOUT
		GENERAL CARGO	561	2 714	112	695	MARCHANDISES DIVERSES
	TOTAL - ORIG./DEST.		616	4 666	112	951	
	PORTLAND INLET	GASOLINE		1 051			ESSENCE
		FUEL OIL	329	4 814			MAZOUT
	TOTAL - ORIG./DEST.		329	5 865			
	LOUGHBOROUGH INL	GASOLINE		48			ESSENCE
		FUEL OIL		75			MAZOUT
		EQUIPMENT MISC.		5			MATERIEL DIVERS
	TOTAL - ORIG./DEST.			128			
	QUEEN CHAR ISLES	LOGS				39 395	BILLES
		SAND AND GRAVEL				8 590	SABLE ET GRAVIERS
		LIMESTONE			157 642	294 642	PIERRE CALCAIRE
		GASOLINE	639	2 940			ESSENCE
		FUEL OIL	1 403	4 959			MAZOUT
	TOTAL - ORIG./DEST.		2 042	7 899	157 642	342 627	
	QUEEN CHAR STRY	GASOLINE		74			ESSENCE
		FUEL OIL	6 959	7 183			MAZOUT
		EQUIPMENT MISC.		11			MATERIEL DIVERS
		GENERAL CARGO	155	797	21	85	MARCHANDISES DIVERSES
	TOTAL - ORIG./DEST.		7 114	8 065	21	85	
	RIVERS INLET	LOGS				21 220	BILLES
		GASOLINE		76			
		FUEL OIL	36	129			MAZOUT
		GENERAL CARGO	103	854	34	124	MARCHANDISES DIVERSES
	TOTAL - ORIG./DEST.		139	1 059	34	21 352	
	MASSET	GASOLINE		856			ESSENCE
		FUEL OIL		1 810			MAZOUT
	TOTAL - ORIG./DEST.			2 666			
	MENZIES BAY	EQUIPMENT MISC.	23	91			MATERIEL DIVERS
			23	91			
	SEYMDOUR INLET	LOGS				3 024	BILLES
		SHINGLES AND SHAKES				48	BARDEAUX, BARD, FACADE
		GASOLINE		10			ESSENCE
		FUEL OIL	9	9			MAZOUT
		GENERAL CARGO	41	302	3	33	MARCHANDISES DIVERSES
	TOTAL - ORIG./DEST.		50	321	3	3 105	
	NAMU	GASOLINE		230			ESSENCE
		FUEL OIL		1 397			MAZOUT
	TOTAL - ORIG./DEST.			1 627			
	NANAIMO	PULPWOOD	1 820	1 820			BOIS A PATE
		SAND AND GRAVEL	1 361	1 361			SABLE ET GRAVIERS
		STONE, CRUDE NES				17 221	PIERRE BRUTE NDA
		SALT	15 436	41 516			SEL
		SULPHUR IN ORES	408	2 222			SOUFRE EN MINERAL
		LUMBER AND TIMBER	1 134	5 972	2 571	21 469	BOIS D OEUVRE ET CHARP
		PULP		272	6 302	32 593	PATE
		NEWSPRINT PAPER				816	PAPIER JOURNAL
		BLDG. PAPER AND BOARD		36			PLAQ. CONSTR., PAP/CART.
		OILS, FATS, WAXES NES				33	HUIL. MAT. GRAS. CIRE NDA
		SULPHURIC ACID	454	2 585			ACIDE SULFURIQUE
		METALLIC SALTS	1 071	6 296			SELS METALLIQUES
		INORGANIC CHEMS. NES	1 841	18 979			PROD. CHIM. INDRG. NDA
		GASOLINE	50 044	218 646			ESSENCE
		FUEL OIL	60 529	199 663			MAZOUT
		MACHINERY NES	82	82			MACHINES NDA
	TOTAL - ORIG./DEST.		134 180	499 450	8 873	72 132	
	NEW WESTMINSTER	IRDN AND STEEL SCRAP				2 268	DECHETS DE FER ACIER
		ORGANIC CHEMICALS NES		26 198			PROD. CHIM. ORGAN. NDA
		GASOLINE		3 020			ESSENCE
		FUEL OIL	3 710	25 835			MAZOUT
		CEMENT			20 015	25 184	CIMENT
		EQUIPMENT MISC.	4	18			MATERIEL DIVERS
	TOTAL - ORIG./DEST.		3 714	55 071	20 015	27 452	
	N. ARM FRASER R.	LOGS		11 155			BILLES
		GASOLINE		18			ESSENCE
		FUEL OIL		7			MAZOUT
		EQUIPMENT MISC.	9	137		460	MATERIEL DIVERS
	TOTAL - ORIG./DEST.		9	11 317		460	
	PORT ALBERNI	LOGS				8 165	BILLES
		PULP					

TABLE 4. ORIGIN AND DESTINATION OF CARGOES HANDLED IN COASTWISE SHIPPING, BY SELECTED CANADIAN PORTS - OCT-DEC, 1981

TABLEAU 4. ORIGINE ET DESTINATION DES MARCHANDISES MANUTENTIONNEES EN CABOTAGE NATIONAL, SELON CERTAINS PORTS CANADIENS - OCT -DEC , 1981

SELECTED PORTS CERTAINS PORTS	ORIGIN OR DEST. ORIGINE OU DEST.	COMMODITY	METRIC TONNES - TONNES METRIQUE					
			TONS LOADED QTR-QUART	- TONNES CHARGÉES YEAR-ANNEE	TONS UNLOADED QTR-QUART	- TONNES DECHARGÉES YEAR-ANNEE		
VANCOUVER	PORT ALBERNI	METALLIC SALTS	1 143	1 878			SELS METALLIQUES	
		INORGANIC CHEMS. NES	1 633	2 848			PROD.CHIM.INORG.NDA	
		GASOLINE	651	3 623			ESSENCE	
		FUEL OIL	13 813	32 879			MAZOUT	
		TOTAL - ORIG./DEST.	17 240	47 042		8 165		
	PORT HARDY	GASOLINE	1 366	8 263			ESSENCE	
		FUEL OIL	1 996	13 758			MAZOUT	
	TOTAL - ORIG./DEST.	3 362	22 021					
	PORT HARVEY	GASOLINE		249			ESSENCE	
		FUEL OIL		143			MAZOUT	
	TOTAL - ORIG./DEST.		392					
	PORT MELLON	SALT PULP SULPHURIC ACID METALLIC SALTS INORGANIC CHEMS. NES CHEM. SPECIALTIES NES GASOLINE FUEL OIL WIRE METAL FAB. BASIC PROD. BRICKS, TILES NES GLASS BASIC PRODUCTS MACHINERY NES EQUIPMENT MISC.		834	2 689			SEL PATE
				1 270	5 049	7 212	22 167	ACIDE SULFURIQUE
				1 826	5 669			SELS METALLIQUES
				1 956	10 341			PROD.CHIM.INORG.NDA
				127	376			PROD.CHIM.SPECIALIAUX NDA
					4 676			ESSENCE
				12 513	35 084			MAZOUT
				36	217			FIL METALLIQUE
				408	408			OUVR.DE BASE EN METAL
			164	164			BRICKES,TUILES NDA	
			91	91			OUVR.DE BASE EN VERRE	
			82	172			MACHINES NDA	
			52	317		34	MATERIEL DIVERS	
TOTAL - ORIG./DEST.			19 359	65 253	7 212	22 201		
PORT MCNEILL			GASOLINE	1 739	7 118			ESSENCE
	FUEL OIL	3 507	11 811			MAZOUT		
	EQUIPMENT MISC.		340			MATERIEL DIVERS		
TOTAL - ORIG./DEST.	5 246	19 269		5	5			
BOBA INLET	GASOLINE	4	118			ESSENCE		
	FUEL OIL	122	838			MAZOUT		
	EQUIPMENT MISC.	18	86			MATERIEL DIVERS		
	GENERAL CARGO	23	60	3	6	MARCHANDISES DIVERSES		
TOTAL - ORIG./DEST.	167	1 102	3	6				
HOWELL RIVER	IRON AND STEEL SCRAP SULPHUR IN DRES WASTE AND SCRAP NES LUMBER AND TIMBER PULP NEWSPRINT PAPER PAPERBOARD SULPHURIC ACID METALLIC SALTS INORGANIC CHEMS. NES ORGANIC CHEMICALS NES GASOLINE FUEL OIL LUBRICATING OIL, GREASE CASTINGS, FORGINGS ALUMINUM BRICKS, TILES NES NON-MET. MIN. BASIC PROD MACHINERY NES TRUCKS AND CHASSIS EQUIPMENT MISC.				272	1 723	DECHETS DE FER ACIER SOUFRE EN MINERAL	
				1 860				DECHETS ET REBUTS NDA
					4 234	9 072	4 272	BOIS D OEUVRE ET CHARP
			2 654		19 370	45 144		PATE
					41 089	236 778		PAPIER JOURNAL
						123		CARTON
				619				ACIDE SULFURIQUE
			438	2 226				SELS METALLIQUES
			4 507	23 537				PROD.CHIM.INORG.NDA
			272	613				PROD.CHIM.ORGAN.NDA
			2 997	17 494				ESSENCE
			9 986	26 965				MAZOUT
				61	254			HUILE, GRAISSE LUBRIF.
						45		MOUL.PIECES FORGEES
			252	252				ALUMINIUM
				37				BRICKES,TUILES NDA
				32				PROD.MIN.NON-MET.BASE
			45	441			45	MACHINES NDA
			136	181			181	CAMIONS ET CHASSIS
			14	198			54	MATERIEL DIVERS
		TOTAL - ORIG./DEST.	18 708	77 486	64 965	297 314		
		PRINCE RUPERT	LOGS				8 278	BILLES
			GASOLINE	12 329	64 106			ESSENCE
			FUEL OIL	21 122	86 217			MAZOUT
			GENERAL CARGO	3 520	9 362	435	4 035	MARCHANDISES DIVERSES
TOTAL - ORIG./DEST.	36 971	159 685	435	12 313				
RUPERT INLET	BOLTS, ROUND TIMBER PULP METALLIC SALTS INORGANIC CHEMS. NES FERTILIZERS NES CHEM. SPECIALTIES NES GASOLINE FUEL OIL CASTINGS, FORGINGS METAL FAB. BASIC PROD. LIME MACHINERY NES MOTOR VEHICLE ENGINES EQUIPMENT MISC. CONTAINERS, CLOSURES			2 722			BILLETS, BOIS ROND	
					18 864	30 589		PATE
			1 430	6 075		91		SELS METALLIQUES
			2 331	8 476				PROD.CHIM.INORG.NDA
			2 051	10 353		263		ENGRAIS CHIMIQUES NDA
			173	746		45		PROD.CHIM.SPECIALIAUX NDA
				6 601				ESSENCE
			11 581	38 862				MAZOUT
			826	2 935			118	MOUL.PIECES FORGEES
				82				OUVR.DE BASE EN METAL
			1 469	6 233			653	CHAUX
				304			45	MACHINES NDA
			82	164				MOTEURS DE VEH.AUTOM.
				82				MATERIEL DIVERS
			453	817			45	CONTENEURS, FERMETURES
		TOTAL - ORIG./DEST.	20 396	84 452	18 864	31 849		

TABLE 4. ORIGIN AND DESTINATION OF CARGOES HANDLED IN COASTWISE SHIPPING, BY SELECTED CANADIAN PORTS - OCT-DEC, 1991

TABLEAU 4. ORIGINE ET DESTINATION DES MARCHANDISES MANUTENTIONNEES EN CABOTAGE NATIONAL, SELON CERTAINS PORTS CANADIENS - OCT-DEC, 1991

SELECTED PORTS CERTAINS PORTS	ORIGIN OR DEST. ORIGINE OU DEST.	COMMODITY	METRIC TONNES - TONNES METRIQUE				MARCHANDISES
			TONS LOADED QTR-QUART	TONNES - CHARGEES YEAR-ANNEE	TONS UNLOADED QTR-QUART	TONNES - DECHARGEES YEAR-ANNEE	
VANCOUVER	QUATSINO	EQUIPMENT MISC.	454	2 270		908	MATERIEL DIVERS
	TOTAL - ORIG./DEST.		454	2 270		908	
RAGGED ISLAND	LOGS				9 290	BILLES	
	GASOLINE		6	56		ESSENCE	
	FUEL OIL		14	179		MAZOUT	
TOTAL - ORIG./DEST.		20	235		9 290		
ROBERTS BANK	GYP SUM			3 629		GYPSE	
	EQUIPMENT MISC.			45		MATERIEL DIVERS	
TOTAL - ORIG./DEST.				3 674			
W COAST VAN IS N	LOGS				16 443	BILLES	
	GASOLINE		1 187	3 742		ESSENCE	
	FUEL OIL		2 780	10 910		MAZOUT	
	EQUIPMENT MISC.			8		MATERIEL DIVERS	
TOTAL - ORIG./DEST.		3 967	14 660		16 443		
W COAST VAN IS S	LUMBER AND TIMBER				1 512	BOIS D OEUVRE ET CHARP	
	GASOLINE		733	4 305		ESSENCE	
	FUEL OIL		10 704	22 011		MAZOUT	
TOTAL - ORIG./DEST.		11 437	26 316		1 512		
SKIDEGATE	GASOLINE		190	703		ESSENCE	
	FUEL OIL		705	868		MAZOUT	
TOTAL - ORIG./DEST.			895	1 571			
Sooke	LUMBER AND TIMBER				1 663	BOIS D OEUVRE ET CHARP	
	GASOLINE			200		ESSENCE	
	FUEL OIL			463		MAZOUT	
TOTAL - ORIG./DEST.				663	1 663		
SQUAMISH	LOGS				950	BILLES	
	STONE, CRUDE NES			14 497	41 296	PIERRE BRUTE NDA	
	LUMBER AND TIMBER			15 273	48 084	BOIS D OEUVRE ET CHARP	
	PULP			1 088	1 088	PATE	
	GASOLINE			388		ESSENCE	
FUEL OIL		918	3 759		MAZOUT		
TOTAL - ORIG./DEST.		918	4 147	31 808	91 418		
TASU	SAND AND GRAVEL			3 629	3 629	SABLE ET GRAVIERS	
	GENERAL CARGO			363	363	MARCHANDISES DIVERSES	
TOTAL - ORIG./DEST.				3 992	3 992		
TAHSIS	GASOLINE			496		ESSENCE	
	FUEL OIL			413		MAZOUT	
TOTAL - ORIG./DEST.				909			
TEAKERNE ARM	GASOLINE		20	35		ESSENCE	
	FUEL OIL		489	1 614		MAZOUT	
	EQUIPMENT MISC.				5	MATERIEL DIVERS	
TOTAL - ORIG./DEST.			509	1 649	5		
TEXADA	SAND AND GRAVEL				25 204	SABLE ET GRAVIERS	
TOTAL - ORIG./DEST.					25 204		
TWIN CREEKS	EQUIPMENT MISC.		27	150		9	
TOTAL - ORIG./DEST.			27	150		9	
UCLUELET	GASOLINE		598	4 374		ESSENCE	
	FUEL OIL		880	7 027		MAZOUT	
TOTAL - ORIG./DEST.		1 478	11 401				
VANANDA	GASOLINE		214	839		ESSENCE	
	FUEL OIL		688	2 253		MAZOUT	
TOTAL - ORIG./DEST.		902	3 092				
VANGUARD	EQUIPMENT MISC.		6	24		MATERIEL DIVERS	
TOTAL - ORIG./DEST.			6	24			
VICTORIA	SAND AND GRAVEL				285 645	SABLE ET GRAVIERS	
	LUMBER AND TIMBER				604 649	BOIS D OEUVRE ET CHARP	
	GASOLINE		56 755	241 510		ESSENCE	
	FUEL OIL		62 507	223 826		MAZOUT	
	PETROL, COAL PRDD. NES			40		DERIVE PETR. CHARB. NDA	
TOTAL - ORIG./DEST.		119 262	465 376	285 645	614 658		
WATSON ISLAND	SALT			1 599		SEL	
	INORGANIC CHEMS. NES			21 608		PROD. CHIM. INORG. NDA	
	GASOLINE			1 543		ESSENCE	
	FUEL OIL		5 250	8 299		MAZOUT	
TOTAL - ORIG./DEST.		5 250	33 049				
ZEBALLOS	GASOLINE			218		ESSENCE	
	FUEL OIL			995		MAZOUT	
TOTAL - ORIG./DEST.				1 213			

TABLE 4. ORIGIN AND DESTINATION OF CARGOES HANDLED IN COASTWISE SHIPPING, BY SELECTED CANADIAN PORTS - OCT-DEC, 1981

TABLEAU 4. ORIGINE ET DESTINATION DES MARCHANDISES MENTIONNEES EN CABOTAGE NATIONAL, SELON CERTAINS PORTS CANADIENS - OCT -DEC, 1981

		METRIC TONNES - TONNES METRIQUE					
SELECTED PORTS CERTAINS PORTS	ORIGIN OR DEST. ORIGINE OU DEST.	COMMODITY	TONS - TONNES LOADED - CHARGES QTR-QUART YEAR-ANNEE	TONS - TONNES UNLOADED - DECHARGEES QTR-QUART YEAR-ANNEE	MARCHANDISES		
VANCOUVER	STEWART	GASOLINE		500		ESSENCE	
		FUEL OIL		5 728		MAZOUT	
	TOTAL - ORIG./DEST.			6 228			
SELECTED PORT TOTAL			620 382	2 447 774	1 050 822	2 642 079	TOTAL PAR PORT CHOISI
VICTORIA	BAMBERTON	CEMENT		5 211	6 571	CIMENT	
	TOTAL - ORIG./DEST.			5 211	6 571		
	BRITANNIA BEACH	PULP		1 361	1 361	PATE	
	TOTAL - ORIG./DEST.			1 361	1 361		
	CHEMAINUS	LOGS			19 500	BILLES	
	TOTAL - ORIG./DEST.				19 500		
	E COAST VAN ISL	LOGS			15 000	BILLES	
		SAND AND GRAVEL			4 082	SABLE ET GRAVIERS	
	TOTAL - ORIG./DEST.				19 082		
	COWICHAN BAY	LOGS		51 300	93 600	BILLES	
	TOTAL - ORIG./DEST.			51 300	93 600		
	CROFTON	LOGS			29 400	BILLES	
	TOTAL - ORIG./DEST.				29 400		
	FRASER RIVER	LOGS			38 700	BILLES	
		BLOG.PAPER AND BOARD		1 521	2 121	PLAQ.CONSTR.,PAP/CART.	
		CEMENT		13 647	29 892	CIMENT	
	TOTAL - ORIG./DEST.			15 168	70 713		
	GOLD RIVER	SAND AND GRAVEL	3 175			SABLE ET GRAVIERS	
	TOTAL - ORIG./DEST.		3 175				
	MILRANKE SOUND	FISH,FRESH OR FROZEN			700	POISSON,FRAIS OU CONG.	
	TOTAL - ORIG./DEST.				700		
	QUEEN CHAR ISLES	FUEL OIL		220		MAZOUT	
	TOTAL - ORIG./DEST.			220			
	NEW WESTMINSTER	IRON AND STEEL SCRAP			4 536	DECHETS DE FER ACIER	
		SAND AND GRAVEL	67 013			SABLE ET GRAVIERS	
		GYPNUM	7 620			GYPSE	
		CEMENT		1 594	1 594	CIMENT	
	TOTAL - ORIG./DEST.		74 633	1 594	6 130		
	N. ARM FRASER R.	LUMBER AND TIMBER			1 512	BOIS D OEUVRE ET CHARP	
	TOTAL - ORIG./DEST.				1 512		
	PORT MELLON	EQUIPMENT MISC.	454			MATERIEL DIVERS	
	TOTAL - ORIG./DEST.		454				
	TOBA INLET	FUEL OIL	75			MAZOUT	
	TOTAL - ORIG./DEST.		75				
	RUPERT INLET	PULP		1 225	2 289	PATE	
	TOTAL - ORIG./DEST.			1 225	2 289		
	QUATSIND	EQUIPMENT MISC.		454	454	MATERIEL DIVERS	
	TOTAL - ORIG./DEST.			454	454		
	W COAST VAN IS N	FUEL OIL	59			MAZOUT	
	TOTAL - ORIG./DEST.		59				
	W COAST VAN IS S	GASOLINE		31		ESSENCE	
		FUEL OIL	111	412		MAZOUT	
	TOTAL - ORIG./DEST.		111	443			
	SKIDEGATE	FUEL OIL	207			MAZOUT	
	TOTAL - ORIG./DEST.		207				
	UCLUELET	GASOLINE	55			ESSENCE	
		FUEL OIL	20			MAZOUT	
	TOTAL - ORIG./DEST.		75				
	VANCOUVER	SAND AND GRAVEL	285 645	604 649		SABLE ET GRAVIERS	
		LUMBER AND TIMBER		9 525		BOIS D OEUVRE ET CHARP	
		GASOLINE			56 755	ESSENCE	
		FUEL OIL		484	62 507	MAZOUT	
		PETROL.COAL PROD.NES			223 826	DERIVE PETR.CHARB.NDA	
	TOTAL - ORIG./DEST.		285 645	614 658	119 262	465 376	
SELECTED PORT TOTAL			285 756	693 999	195 575	716 688	TOTAL PAR PORT CHOISI




TABLE 5. ORIGIN AND DESTINATION OF SELECTED COMMODITIES UNLOADED IN COASTWISE SHIPPING, BY PORT - OCT-DEC, 1981

TABLEAU 5. ORIGINE ET DESTINATION DE CERTAINES MARCHANDISES DECHARGEES, EN CABOTAGE NATIONAL, PAR PORT - OCT-DEC, 1981

SELECTED COMMODITY CERTAINE MARCHANDISE	PORT OF ORIGIN PORT D'ORIGINE	PORT OF DESTINATION PORT DE DESTINATION	METRIC TONNES - TONNES METRIQUE	
			TONNES UNLOADED TONNES DECHARGEES	CUMULATIVE CUMULATIF
OTHER GRAIN GRAIN - AUTRE	GOOSE BAY	NFLD-NES/T-N -NDA		1
		TOTAL - PORT		1
	HALIFAX	ST. JOHNS		14
		TOTAL - PORT		14
	NORTH SYDNEY	PORT AUX BASQUES	318	1 263
		TOTAL - PORT	318	1 263
	COLLINGWOOD	SOREL		4 906
		TROIS RIVIERES	12 066	12 066
		TOTAL - PORT	12 066	16 972
	GODERICH	LONG POND		1 551
		BAIE COMEAU	39 563	39 563
		MONTREAL	11 717	11 717
		SOREL	15 395	28 358
		TOTAL - PORT	87 910	102 424
	KINGSTON	BAIE COMEAU		6 998
		TOTAL - PORT		6 998
	PORT COLBORNE	ST. JOHNS	835	835
		BAIE COMEAU	31 514	70 598
		PORT CARTIER	15 395	15 395
		SOREL	23 622	58 007
		TOTAL - PORT	45 747	45 747
			117 113	190 582
	PORT STANLEY	BAIE COMEAU	21 160	21 160
		SOREL	60 225	88 354
		TOTAL - PORT	81 385	109 514
	PRESCOTT	BAIE COMEAU	1 767	1 767
		TOTAL - PORT	1 767	1 767
	SARNIA	ST. JOHNS	833	4 392
		PORT CARTIER	69 875	69 875
		SOREL	18 117	52 727
		TOTAL - PORT	38 322	38 322
			127 147	165 316
	THUNDER BAY	LONG POND		3 511
		ST. JOHNS	1 555	3 838
		HALIFAX	1 499	12 702
		BAIE COMEAU	115 044	188 945
		MONTREAL	152 072	409 587
		PORT CARTIER	144 678	387 765
		QUEBEC	275 623	1 062 771
		SOREL	21 649	51 214
		TROIS RIVIERES	132 731	174 272
		COLLINGWOOD	5 286	23 929
		GODERICH	9 456	38 187
		KINGSTON		22 536
		MIDLAND	46 025	67 569
		DWEN SOUND	2 041	7 388
		PORT MCNICOLL		19 181
		PRESCOTT	18 838	34 939
		TORONTO	27 841	124 603
	TOTAL - PORT	954 338	2 632 937	
	WALLACEBURG	CARDINAL		6 641
		MIDLAND	5 061	5 061
		TOTAL - PORT	5 061	11 702
	WINDSOR	SOREL	10 129	28 196
		TROIS RIVIERES	22 148	22 148
		TOTAL - PORT	32 277	50 344
COMMODITY - MARCHANDISE	TOTAL		1 419 382	3 289 834
WHEAT BLE	NORTH SYDNEY	PORT AUX BASQUES		88
		TOTAL - PORT		88
	MONTREAL	QUEBEC	6 300	6 300
		TOTAL - PORT	6 300	6 300
	GODERICH	PORT CARTIER		43 214
		SOREL		18 011
		MIDLAND		2 830
		PORT MCNICOLL		11 245
		TOTAL - PORT		75 300
	KINGSTON	MONTREAL	19 773	44 409
		PORT CARTIER	24 231	24 231
		TOTAL - PORT	44 004	68 640
	MIDLAND	BAIE COMEAU		21 153

TABLE 5. ORIGIN AND DESTINATION OF SELECTED COMMODITIES UNLOADED IN COASTWISE SHIPPING, BY PORT - OCT-DEC, 1981

TABLEAU 5. ORIGINE ET DESTINATION DE CERTAINES MARCHANDISES DECHARGEES, EN CABOTAGE NATIONAL, PAR PORT - OCT-DEC, 1981

SELECTED COMMODITY CERTAINE MARCHANDISE	PORT OF ORIGIN PORT D'ORIGINE	PORT OF DESTINATION PORT DE DESTINATION	METRIC TONNES - TONNES METRIQUE	
			TONNES UNLOADED TONNES DECHARGEES	CUMULATIVE CUMULATIF
WHEAT BLE		SOREL		13 551
		TOTAL - PORT		34 704
	DWEN SOUND	MONTREAL		14 096
		TOTAL - PORT		14 096
	PELEE ISLAND	SARNIA		1 225
		TOTAL - PORT		1 225
	PORT COLBORNE	PRESCOTT		17 740
		TOTAL - PORT		27 309
	PORT MCNICOLL	MONTREAL		4 536
		TOTAL - PORT		30 472
	PORT STANLEY	PORT CARTIER		12 810
		TOTAL - PORT		47 818
	PRESCOTT	PRESCOTT		31 392
		TOTAL - PORT		3 415
	PRESCOTT	PORT CARTIER		19 091
		TOTAL - PORT		8 102
	SARNIA	TROIS RIVIERES	16 281	58 228
		TOTAL - PORT	16 281	85 421
	SARNIA	ST. JOHNS	309	309
		TOTAL - PORT		48 848
	THUNDER BAY	PORT CARTIER		9 159
		TOTAL - PORT		40 790
	THUNDER BAY	PORT MCNICOLL	31 940	75 360
		TOTAL - PORT	32 249	24 793
	THUNDER BAY	PRESCOTT		199 259
		TOTAL - PORT		
	THUNDER BAY	LONG POND	3 848	8 643
		TOTAL - PORT		5 711
	THUNDER BAY	ST. JOHNS	2 868	43 380
		TOTAL - PORT		11 988
	THUNDER BAY	HALIFAX	11 988	848 874
		TOTAL - PORT		197 781
	THUNDER BAY	BAIE COMEAU	197 781	777 342
		TOTAL - PORT		777 342
	THUNDER BAY	MONTREAL	777 342	2 412 910
		TOTAL - PORT		411 484
	THUNDER BAY	PORT CARTIER	411 484	1 473 161
		TOTAL - PORT		678 811
	THUNDER BAY	QUEBEC	678 811	1 794 492
		TOTAL - PORT		266 510
	THUNDER BAY	SOREL	266 510	773 469
		TOTAL - PORT		50 757
	THUNDER BAY	TROIS RIVIERES	50 757	256 688
		TOTAL - PORT		6 568
	THUNDER BAY	COLLINGWOOD	6 568	20 100
		TOTAL - PORT		39 523
	THUNDER BAY	GODERICH	39 523	114 529
		TOTAL - PORT		58 279
	THUNDER BAY	KINGSTON	58 279	80 129
		TOTAL - PORT		156 107
	THUNDER BAY	MIDLAND	156 107	312 939
		TOTAL - PORT		53 391
	THUNDER BAY	DWEN SOUND	53 391	104 056
		TOTAL - PORT		93 123
	THUNDER BAY	PORT COLBORNE	93 123	301 269
		TOTAL - PORT		118 272
	THUNDER BAY	PORT MCNICOLL	118 272	203 075
		TOTAL - PORT		51 509
	THUNDER BAY	PRESCOTT	51 509	83 529
		TOTAL - PORT		67 713
	THUNDER BAY	SARNIA	67 713	152 747
		TOTAL - PORT		43 921
	THUNDER BAY	TORONTO	43 921	191 342
		TOTAL - PORT	3 089 795	9 181 043
	TORONTO	MONTREAL		6 199
		TOTAL - PORT		6 199
	WALLACEBURG	MIDLAND		16 168
		TOTAL - PORT		10 925
	WALLACEBURG	PORT MCNICOLL		27 093
		TOTAL - PORT		
	WINDSOR	PORT CARTIER		18 524
		TOTAL - PORT		53 675
	WINDSOR	MIDLAND		4 109
		TOTAL - PORT		76 308
COMMODITY - MARCHANDISE	TOTAL		3 188 629	9 885 610
LOGS BILLES	BROUGHTON STRAIT	CROFTON		28 800
		TOTAL - PORT		49 850
	BEAVER COVE	JERVIS INLET		78 650
		TOTAL - PORT		
	BEAVER COVE	BLIND BAY		19 800
		TOTAL - PORT		26 488
	BEAVER COVE	CAMPBELL RIVER	26 488	46 990
		TOTAL - PORT		21 600
	BEAVER COVE	CENTRE BAY	21 600	674 100
		TOTAL - PORT		6 622
	BEAVER COVE	E COAST VAN IS	6 622	6 622
		TOTAL - PORT		13 154
	BEAVER COVE	FRASER RIVER	13 154	28 222
		TOTAL - PORT		13 154
	BEAVER COVE	GOLD RIVER	13 154	13 154
		TOTAL - PORT		339 900
	BEAVER COVE	HOWE SOUND	339 900	493 500
		TOTAL - PORT		3 683
	BEAVER COVE	JERVIS INLET		3 683
		TOTAL - PORT		33 854
	BEAVER COVE	NEW WESTMINSTER	33 854	81 661
		TOTAL - PORT		38 400
	BEAVER COVE	N. ARM FRASER R.	38 400	81 600
		TOTAL - PORT	480 018	1 449 332
	BEECHER BAY	RUPERT INLET	8 165	24 495
		TOTAL - PORT	8 165	24 495

TABLE 5. ORIGIN AND DESTINATION OF SELECTED COMMODITIES UNLOADED IN COASTWISE SHIPPING, BY PORT - OCT-DEC, 1981

TABLEAU 5. ORIGINE ET DESTINATION DE CERTAINES MARCHANDISES DECHARGEES, EN CABOTAGE NATIONAL, PAR PORT - OCT-DEC, 1981

SELECTED COMMODITY CERTAINE MARCHANDISE	PORT OF ORIGIN PORT D'ORIGINE	PORT OF DESTINATION PORT DE DESTINATION	METRIC TONNES - TONNES METRIQUE	
			TONNES UNLOADED TONNES DECHARGEES	CUMULATIVE CUMULATIF
LOGS BILLES	BELLA COOLA	JERVIS INLET	31 752	50 168
		VANGUARD	3 024	3 024
		TOTAL - PORT	34 776	53 192
BLIND BAY		E COAST VAN IS		1 805
		HOWE SOUND	9 000	18 000
		NANAIMO	9 290	16 039
		N. ARM FRASER R.	19 684	24 719
		POWELL RIVER	6 080	6 080
		VANCOUVER	7 620	7 620
		TOTAL - PORT	44 054	74 263
CAMPBELL RIVER		CROFTON		15 600
		NEW WESTMINSTER	27 232	52 215
		TOTAL - PORT	27 232	67 815
CENTRE BAY		GOLD RIVER	13 062	13 062
		N. ARM FRASER R.	49 500	537 360
		W COAST VAN IS S		12 096
		TOTAL - PORT	62 562	562 518
CHEMAINUS		ESQUIMALT		32 400
		FRASER RIVER	4 899	21 699
		N. ARM FRASER R.	62 100	291 600
		VICTORIA		19 500
		TOTAL - PORT	66 999	365 199
BUTE INLET		HOWE SOUND	46 785	105 475
		JERVIS INLET	5 320	16 530
		TOTAL - PORT	52 105	122 005
CHATHAM SOUND		HOWE SOUND	3 024	9 072
		NANAIMO	8 711	8 711
		TWIN CREEKS		3 024
		TOTAL - PORT	11 735	20 807
E COAST VAN IS		BLIND BAY		1 824
		FRASER RIVER	11 031	11 031
		HOWE SOUND		29 355
		NANAIMO	11 177	27 307
		N. ARM FRASER R.	35 530	598 715
		PORT ALBERNI	18 773	28 221
		W COAST VAN IS S	3 024	3 024
		SQUAMISH		92 705
		VANCOUVER		20 328
		VICTORIA		15 000
		TOTAL - PORT	79 535	827 510
COWICHAN BAY		VICTORIA	51 300	93 600
		TOTAL - PORT	51 300	93 600
CROFTON		COWICHAN BAY		19 800
		FRASER RIVER		35 400
		RUPERT INLET		13 064
		VICTORIA		29 400
		TOTAL - PORT		97 664
FITZ HUGH SOUND		HOWE SOUND		3 024
		VANGUARD	3 024	3 024
		TOTAL - PORT	3 024	6 048
FRASER RIVER		COWICHAN BAY	15 555	42 255
		CROFTON	42 300	99 300
		HOWE SOUND		10 620
		LADYSMITH	16 470	17 040
		VICTORIA		38 700
		TOTAL - PORT	74 325	207 915
GOLD RIVER		BURRARD INLET		3 024
		HOWE SOUND	12 096	45 360
		TOTAL - PORT	12 096	48 384
GOWLAND HARBOUR		CHEMAINUS	10 200	10 200
		COWICHAN BAY	12 000	32 400
		CROFTON	15 600	41 700
		JERVIS INLET		9 600
		N. ARM FRASER R.	36 900	65 100
		TOTAL - PORT	74 700	159 000
HOWE SOUND		BRITANNIA BEACH	19 430	19 430
		CHEMAINUS		5 795
		NANAIMO		31 461
		N. ARM FRASER R.	657 600	1 617 920
		PORT ALBERNI		23 178
		RUPERT INLET	44 271	167 921
		W COAST VAN IS S	15 120	24 192
		SQUAMISH	73 255	120 280
		VANCOUVER	51 630	142 075
		WATSON ISLAND	2 280	2 280
		TOTAL - PORT	863 586	2 154 532

TABLE 5. ORIGIN AND DESTINATION OF SELECTED COMMODITIES UNLOADED IN COASTWISE SHIPPING, BY PORT - OCT-DEC, 1981
 TABLEAU 5. ORIGINE ET DESTINATION DE CERTAINES MARCHANDISES DECHARGEES, EN CABOTAGE NATIONAL, PAR PORT - OCT-DEC, 1981

SELECTED COMMODITY CERTAINE MARCHANDISE	PORT OF ORIGIN PORT D'ORIGINE	PORT OF DESTINATION PORT DE DESTINATION	METRIC TONNES - TONNES METRIQUE	
			TONNES UNLOADED TONNES DECHARGEES	CUMULATIVE CUMULATIF
LOGS BILLES	HEGATE STRAIT	E COAST VAN IS		8 686
		HOWE SOUND		8 165
		JERVIS INLET	19 232	85 998
		POWELL RIVER	13 250	13 250
		VANGUARD		3 024
		TOTAL - PORT	32 482	119 123
	JERVIS INLET	BRITANNIA BEACH	7 366	22 044
		CAMPBELL RIVER	25 781	117 748
		CHEMAINUS		12 000
		CROFTON	14 400	84 300
		FRASER RIVER	7 366	7 366
		HOWE SOUND	62 716	300 324
		NANAIMO	3 683	3 683
		NEW WESTMINSTER	72 916	339 453
		N. ARM FRASER R.	5 415	37 545
		PORT ALBERNI	8 992	17 495
		RUPERT INLET		37 467
		WCOAST VAN IS S		3 024
		TOTAL - PORT	208 635	982 449
	JOHNSTONE ST	BLIND BAY		5 400
E COAST VAN IS		26 743	66 195	
CROFTON		28 200	120 600	
HOWE SOUND			30 300	
JERVIS INLET			23 274	
LOUGHBOROUGH INL		1 520	6 165	
NEW WESTMINSTER		50 037	130 718	
RAGGED ISLAND		16 800	34 200	
TEAKERNE ARM		15 111	40 948	
		TOTAL - PORT	138 411	457 800
KITIMAT	BURRARD INLET	10 160	10 160	
	E COAST VAN IS		8 040	
	HOWE SOUND		8 119	
	JERVIS INLET		38 464	
	PORT ALBERNI		9 072	
	TOTAL - PORT	10 160	73 855	
KNIGHT INLET	CROFTON	28 800	132 300	
	JERVIS INLET		19 530	
	PORT HARVEY		7 200	
	RAGGED ISLAND	14 400	14 400	
	TOTAL - PORT	43 200	173 430	
LADYSMITH	CAMPBELL RIVER		25 037	
	JERVIS INLET		3 683	
	JOHNSTONE ST		3 683	
	NEW WESTMINSTER	25 736	117 067	
	TOTAL - PORT	25 736	149 470	
MILBANKE SOUND	HOWE SOUND	9 072	15 120	
	JERVIS INLET	43 848	80 136	
	VANGUARD	3 024	3 024	
		TOTAL - PORT	55 944	98 280
PORTLAND INLET	HOWE SOUND		10 160	
	JERVIS INLET		10 160	
		TOTAL - PORT	20 320	
LOUGHBOROUGH INL	E COAST VAN IS		16 200	
	HOWE SOUND	29 400	29 400	
		TOTAL - PORT	29 400	45 600
Q. CHAR. ISLES	CHEMAINUS	18 399	27 933	
	E COAST VAN IS	83 526	127 721	
	HOWE SOUND	126 947	433 797	
	JERVIS INLET	121 001	452 611	
	RIVERS INLET	10 160	10 160	
	PORT ALBERNI		8 948	
	PORT MELLON		28 101	
	RUPERT INLET		17 781	
	VANCOUVER		39 395	
	TOTAL - PORT	360 033	1 146 447	
Q. CHAR. STRAIT	BLIND BAY		10 800	
	CROFTON	14 400	39 600	
	HOWE SOUND		4 560	
	LOUGHBOROUGH INL	2 660	2 660	
	PORT HARVEY	19 500	19 500	
	TOTAL - PORT	36 560	77 120	
RIVERS INLET	BURRARD INLET		12 701	
	E COAST VAN IS	72 531	254 316	
	CROFTON		9 889	
	ESQUIMALT	4 899	29 485	
	FRASER RIVER	19 596	44 090	
	HOWE SOUND	25 401	33 566	
	JERVIS INLET		9 072	

TABLE 5. ORIGIN AND DESTINATION OF SELECTED COMMODITIES UNLOADED IN COASTWISE SHIPPING, BY PORT - OCT-DEC, 1981

TABLEAU 5. ORIGINE ET DESTINATION DE CERTAINES MARCHANDISES DECHARGEES, EN CABOTAGE NATIONAL, PAR PORT - OCT-DEC, 1981

SELECTED COMMODITY CERTAINE MARCHANDISE	PORT OF ORIGIN PORT D'ORIGINE	PORT OF DESTINATION PORT DE DESTINATION	METRIC TONNES - TONNES METRIQUE	
			TONNES UNLOADED TONNES DECHARGEES	CUMULATIVE CUMULATIF
LOGS BILLES		LADYSMITH	12 701	12 701
		VANCOUVER		21 228
		TOTAL - PORT	135 128	427 048
	MASSET	PORT ALBERNI		8 278
		TOTAL - PORT		8 278
	MENZIES BAY	NANAIMO		9 290
		N. ARM FRASER R.		9 290
		POWELL RIVER	6 080	6 080
		RAGGED ISLAND		9 290
		TEAKERNE ARM		8 176
		TOTAL - PORT	6 080	42 126
	SEYMOUR INLET	BURRARD INLET		9 072
		FRASER RIVER		6 048
		JERVIS INLET		3 024
		PRINCE RUPERT		3 024
		VANCOUVER		3 024
		TOTAL - PORT		24 192
	NEW WESTMINSTER	CHEMAINUS	21 900	21 900
		E COAST VAN IS		28 500
		COWICHAN BAY		37 230
		CROFTON	14 400	32 440
		LADYSMITH		5 035
		NANAIMO		1 334
		TOTAL - PORT	36 300	126 439
	N. ARM FRASER R.	E COAST VAN IS	16 355	60 460
		COWICHAN BAY		7 200
		HOWE SOUND	117 805	337 370
		JERVIS INLET		5 225
		LADYSMITH		570
		NANAIMO		13 843
		SQUAMISH	10 800	61 305
		TOTAL - PORT	144 960	485 973
	PORT ALBERNI	E COAST VAN IS	24 654	32 348
		FRASER RIVER		8 165
		HOWE SOUND	19 382	44 103
		PORT MELLON		26 404
		POWELL RIVER	8 378	8 378
		VANCOUVER		8 165
		TOTAL - PORT	52 414	127 563
	PORT HARVEY	CENTRE BAY		20 700
		E COAST VAN IS		22 800
		CROFTON	14 400	14 400
		TOTAL - PORT	14 400	57 900
	PORT MELLON	N. ARM FRASER R.		30 892
		TOTAL - PORT		30 892
	PORT MCNEILL	E COAST VAN IS		64 800
		HOWE SOUND		6 840
		JOHNSTONE ST		7 125
		TEAKERNE ARM	15 604	64 677
		TOTAL - PORT	15 604	143 442
	TOBA INLET	HOWE SOUND		2 755
		JERVIS INLET	15 390	66 470
		TOTAL - PORT	15 390	69 225
	POWELL RIVER	N. ARM FRASER R.		1 234
		TOTAL - PORT		1 234
	PRINCE RUPERT	CROFTON	8 165	8 165
		HOWE SOUND		6 048
		JERVIS INLET	10 160	27 397
		W COAST VAN IS S	6 048	6 048
		VANCOUVER		8 278
		TOTAL - PORT	24 373	55 936
	QUATSINO	FRASER RIVER		16 329
		HOWE SOUND	40 823	119 296
		TOTAL - PORT	40 823	135 625
	RAGGED ISLAND	CROFTON	31 200	48 600
		HOWE SOUND		20 700
		VANCOUVER		9 290
		TOTAL - PORT	31 200	78 590
	W COAST VAN IS N	BURRARD INLET	10 160	48 746
		E COAST VAN IS		25 402
		ESQUIMALT	29 393	78 472
		FRASER RIVER		13 155
		HOWE SOUND	63 503	575 515
		JERVIS INLET	27 941	64 410

TABLE 5. ORIGIN AND DESTINATION OF SELECTED COMMODITIES UNLOADED IN COASTWISE SHIPPING, BY PORT - OCT-DEC, 1981

TABLEAU 5. ORIGINE ET DESTINATION DE CERTAINES MARCHANDISES DECHARGEES, EN CABOTAGE NATIONAL, PAR PORT - OCT-DEC, 1981

SELECTED COMMODITY CERTAINE MARCHANDISE	PORT OF ORIGIN PORT D'ORIGINE	PORT OF DESTINATION PORT DE DESTINATION	METRIC TONNES - TONNES METRIQUE		
			TONNES UNLOADED TONNES DECHARGEES	CUMULATIVE CUMULATIF	
LOGS BILLES		JOHNSTONE ST		2 660	
		LOUGHBOROUGH INL		4 064	
		PORT ALBERNI	26 258	43 156	
		WCOAST VAN IS N		3 024	
		WCOAST VAN IS S	3 024	6 048	
		TAHSIS	3 024	12 096	
		VANCOUVER		16 443	
		TOTAL - PORT	163 303	893 191	
		WCOAST VAN IS S	E COAST VAN IS	45 847	132 829
			CROFTON	4 899	13 064
			ESQUIMALT	13 517	34 111
			HOWE SOUND	16 193	19 217
			LADYSMITH		8 278
			PORT ALBERNI	93 383	218 814
			PORT MELLON		8 310
			TOTAL - PORT	173 839	434 623
		SKIDEGATE	HOWE SOUND		8 165
			PRINCE RUPERT		8 278
			TOTAL - PORT		16 443
		SOUTH BAY	JERVIS INLET		54 432
		TOTAL - PORT		54 432	
	SQUAMISH	E COAST VAN IS		73 010	
		HOWE SOUND	91 475	197 225	
		N. ARM FRASER R.	9 120	14 820	
		VANCOUVER	950	950	
		TOTAL - PORT	101 545	286 005	
	TAHSIS	ESQUIMALT		8 592	
		PORT ALBERNI		18 271	
		TOTAL - PORT		26 863	
	TEAKERNE ARM	BLIND BAY		7 257	
		NANAIMO	11 758	48 918	
		N. ARM FRASER R.	12 011	51 491	
		PORT ALBERNI		8 233	
		POWELL RIVER	74 531	139 998	
		TOTAL - PORT	98 300	255 897	
	UCLUELET	E COAST VAN IS		27 059	
		CROFTON	5 352	20 049	
		ESQUIMALT	10 251	36 379	
		FRASER RIVER	13 517	41 369	
		HOWE SOUND	8 328	8 328	
		TOTAL - PORT	37 448	133 184	
	VANCOUVER	HOWE SOUND		9 025	
		N. ARM FRASER R.		11 155	
		TOTAL - PORT		20 180	
	VANGUARD	WCOAST VAN IS S		6 048	
		TOTAL - PORT		6 048	
	ZEBALLOS	E COAST VAN IS		14 787	
		HOWE SOUND	9 072	36 288	
		TOTAL - PORT	9 072	51 075	
COMMODITY - MARCHANDISE	TOTAL		3 986 952	13 749 227	
PJLPHDD BOIS A PATE	SOURIS	TROIS RIVIERES		4 837	
		TOTAL - PORT		4 837	
	PEI-NES/IPE-NDA	TROIS RIVIERES	4 536	9 213	
		TOTAL - PORT	4 536	9 213	
	NORTH SYDNEY	PORT AUX BASQUES		350	
		TOTAL - PORT		350	
	NS.-NES/N-E.-NDA	TROIS RIVIERES		4 868	
		TOTAL - PORT		4 868	
	CARAQUET	TROIS RIVIERES		9 878	
		TOTAL - PORT		9 878	
	N.B.-NES/NDA	TROIS RIVIERES		9 633	
		TOTAL - PORT		9 633	
	FORESTVILLE	QUEBEC	101 618	624 222	
		TOTAL - PORT	101 618	624 222	
	MATANE	BAIE COMEAU		3 250	
	PORT ALFRED		40 642		
	TROIS RIVIERES	11 612	17 418		
	TOTAL - PORT	11 612	61 310		
MONT LOUIS	PORT ALFRED		14 515		
	TOTAL - PORT		14 515		

TABLE 5. ORIGIN AND DESTINATION OF SELECTED COMMODITIES UNLOADED IN COASTWISE SHIPPING, BY PORT - OCT-DEC, 1981
 TABLEAU 5. DRIGINE ET DESTINATION DE CERTAINES MARCHANDISES DECHARGEES, EN CABOTAGE NATIONAL, PAR PORT - OCT-DEC, 1981

SELECTED COMMODITY CERTAINE MARCHANDISE	PORT OF ORIGIN PORT D'ORIGINE	PORT OF DESTINATION PORT DE DESTINATION	METRIC TONNES - TONNES METRIQUE	
			TONNES UNLOADED TONNES DECHARGEES	CUMULATIVE CUMULATIF
PULPHOOD BOIS A PATE	PORT MENIER	BAIE COMEAU		10 068
		PORT CARTIER		681
		TOTAL - PORT		10 749
	RIMOUSKI	PORT ALFRED		8 709
		TROIS RIVIERES	14 515	14 515
		TOTAL - PORT	14 515	23 224
	STE. ANNE DES MNTS	PORT ALFRED		40 642
		TOTAL - PORT		40 642
	QUEBEC-NES/NDA	PORT ALFRED		11 612
		TOTAL - PORT		11 612
	THUNDER BAY	HAMILTON	37	37
		TOTAL - PORT	37	37
	BEAVER COVE	CAMPBELL RIVER	6 622	6 622
		GOLD RIVER	6 532	6 532
		TOTAL - PORT	13 154	13 154
	BURREARD INLET	BRITANNIA BEACH	17 230	57 882
		CAMPBELL RIVER	24 993	80 258
		GOLD RIVER	12 223	40 561
		PORT MELLON	23 455	90 725
		POWELL RIVER	7 683	19 494
		TOTAL - PORT	85 584	280 920
	BELLA COOLA	JERVIS INLET	4 536	4 536
		TOTAL - PORT	4 536	4 536
	CHEMAINUS	POWELL RIVER	1 517	1 517
		TOTAL - PORT	1 517	1 517
	E COAST VAN IS	BRITANNIA BEACH	3 741	6 956
		CAMPBELL RIVER	18 673	46 165
		CROFTON	20 456	20 456
		GOLD RIVER	14 058	25 584
		NANAIMO	1 881	9 253
		POWELL RIVER	94 956	253 148
		RUPERT INLET		1 698
		TOTAL - PORT	153 765	363 260
	FRASER RIVER	BRITANNIA BEACH	40 747	151 497
		CAMPBELL RIVER	66 509	331 402
		GOLD RIVER	42 231	108 077
		PORT MELLON	48 727	158 964
		POWELL RIVER	63 278	103 956
		RUPERT INLET		17 358
		TOTAL - PORT	261 492	871 254
	GOLD RIVER	POWELL RIVER	2 103	2 103
		TOTAL - PORT	2 103	2 103
	HOWE SOUND	BRITANNIA BEACH		1 132
		CAMPBELL RIVER	1 578	4 663
		GOLD RIVER	26 984	109 618
		PORT MELLON	1 578	1 578
		TOTAL - PORT	30 140	116 991
	JERVIS INLET	RUPERT INLET	9 072	9 072
		TOTAL - PORT	9 072	9 072
	LADYSMITH	CAMPBELL RIVER	3 683	3 683
		TOTAL - PORT	3 683	3 683
	MILBANKE SOUND	JERVIS INLET	4 536	4 536
		TOTAL - PORT	4 536	4 536
	Q. CHAR. ISLES	JERVIS INLET	4 536	4 536
		TOTAL - PORT	4 536	4 536
	NEW WESTMINSTER	CROFTON	153 961	552 870
		NANAIMO	30 277	94 188
		TOTAL - PORT	184 238	647 058
	N. ARM FRASER R.	BRITANNIA BEACH	72 352	246 322
		CAMPBELL RIVER	29 897	114 472
		CROFTON	19 792	94 423
		GOLD RIVER	3 396	8 572
		NANAIMO	108 754	511 679
		PORT MELLON	141 008	434 174
		POWELL RIVER	33 732	49 203
		RUPERT INLET		8 483
		TOTAL - PORT	408 931	1 467 328
	W. COAST VAN IS	BRITANNIA BEACH	2 093	2 093
		CAMPBELL RIVER	2 224	2 224
		GOLD RIVER	2 224	2 224
		TOTAL - PORT	6 541	6 541

TABLE 5. ORIGIN AND DESTINATION OF SELECTED COMMODITIES UNLOADED IN COASTWISE SHIPPING, BY PORT - OCT-DEC, 1981

TABLEAU 5. ORIGINE ET DESTINATION DE CERTAINES MARCHANDISES DECHARGEES, EN CABOTAGE NATIONAL, PAR PORT - OCT-DEC, 1981

SELECTED COMMODITY CERTAINE MARCHANDISE	PORT OF ORIGIN PORT D'ORIGINE	PORT OF DESTINATION PORT DE DESTINATION	METRIC TONNES - TONNES METRIQUE	
			TONNES UNLOADED TONNES DECHARGEES	CUMULATIVE CUMULATIF
PULPWOOD BOIS A PATE	WCOAST VAN IS S	BRITANNIA BEACH	10 840	47 628
		POWELL RIVER		23 706
		TOTAL - PORT	10 840	71 334
	VANCOUVER	CROFTON	51 835	162 637
		NANAIMO	1 820	1 820
		TOTAL - PORT	53 655	164 457
COMMODITY - MARCHANDISE	TOTAL		1 370 641	4 865 370
IRON ORE AND CONC MINERAL, CONC. DE FER	PORT CARTIER	MONTREAL	27 553	27 553
		CONTRECOEUR	284 042	1 176 006
		TOTAL - PORT	311 595	1 203 559
	QUEBEC	HAMILTON		22 242
		TOTAL - PORT		22 242
	SEPT ILES	SYDNEY	230 514	490 995
		HAMILTON		349 274
		TOTAL - PORT	230 514	840 269
	POINTE NOIRE	HAMILTON	415 614	2 034 018
		NANTICOKE	26 210	186 537
		TOTAL - PORT	441 824	2 220 555
	THUNDER BAY	HAMILTON		1 074 008
		TOTAL - PORT		1 074 008
COMMODITY - MARCHANDISE	TOTAL		983 933	5 360 633
TITANIUM ORE MINERAL DE TITANE	HAVRE ST. PIERRE	SOREL		1 920 407
		TOTAL - PORT		1 920 407
	PORT CARTIER	CONTRECOEUR	46 856	46 856
		TOTAL - PORT	46 856	46 856
COMMODITY - MARCHANDISE	TOTAL		46 856	1 967 263
COAL, BITUMINOUS CHARBON BITUMINEUX	GRAND BANK	NFLD-NES/T-N -NDA	2	2
		TOTAL - PORT	2	2
	LEWISPORTE	NFLD-NES/T-N -NDA	1	1
		TOTAL - PORT	1	1
	PORT AUX BASQUES	NFLD-NES/T-N -NDA	34	34
		TOTAL - PORT	34	34
	ST. JOHNS	NFLD-NES/T-N -NDA	1	1
		TOTAL - PORT	1	1
	NFLD-NES/T-N -NDA	NFLD-NES/T-N -NDA		1
		TOTAL - PORT		1
	NORTH SYDNEY	PORT AUX BASQUES	567	988
		NFLD-NES/T-N -NDA	29	29
		TOTAL - PORT	596	1 017
	PUGWASH	PASPEBIAC	6 009	6 009
		TOTAL - PORT	6 009	6 009
	PORT COLBORNE	THUNDER BAY	443	443
		TOTAL - PORT	443	443
	THUNDER BAY	SYDNEY		25 191
		NANTICOKE	480 615	1 985 444
		SAULT STE. MARIE		26 247
		TOTAL - PORT	480 615	2 036 882
	VANCOUVER	SYDNEY	34 473	75 079
		TOTAL - PORT	34 473	75 079
COMMODITY - MARCHANDISE	TOTAL		522 174	2 119 469
CRUDE PETROLEUM PETROLE BRUT	PORT HAWKESBURY	SAINT JOHN		212 013
		MONTREAL	43 958	191 266
		QUEBEC		29 299
		TOTAL - PORT	43 958	432 578
	SARNIA	MONTREAL	555	555
		TOTAL - PORT	555	555
COMMODITY - MARCHANDISE	TOTAL		44 513	433 133
SAND AND GRAVEL SABLE ET GRAVIER	ARGENTIA	HARBOUR BRETON	8	8
		RAMEA		123
		TOTAL - PORT	8	131
	BAY ROBERTS	NFLD-NES/T-N -NDA		261
		TOTAL - PORT		261

TABLE 5. ORIGIN AND DESTINATION OF SELECTED COMMODITIES UNLOADED IN COASTWISE SHIPPING, BY PORT - OCT-DEC, 1981

TABLEAU 5. ORIGINE ET DESTINATION DE CERTAINES MARCHANDISES DECHARGEES, EN CABOTAGE NATIONAL, PAR PORT - OCT-DEC, 1981

SELECTED COMMODITY CERTAINE MARCHANDISE	PORT OF ORIGIN PORT D'ORIGINE	PORT OF DESTINATION PORT DE DESTINATION	METRIC TONNES - TONNES METRIQUE	
			TONNES UNLOADED TONNES DECHARGEES	CUMULATIVE CUMULATIF
SAND AND GRAVEL SABLE ET GRAVIERS	LEWISPORTE	GOOSE BAY		13
		NFLD-NES/T-N -NDA		16
		TOTAL - PORT		29
	PORT AUX BASQUES	RAMEA		11
		TOTAL - PORT		11
	ST. JOHNS	NFLD-NES/T-N -NDA	54	54
		TOTAL - PORT	54	54
	NFLD-NES/T-N -NDA	RAMEA		24
		TOTAL - PORT		24
	NORTH SYDNEY	PORT AUX BASQUES	259	844
		TOTAL - PORT	259	844
	WEYMOUTH	CHARLOTTETOWN	2 061	39 816
		SUMMERSIDE		27 490
		PEI-NES/IPE-NDA		4 184
		TOTAL - PORT	2 061	71 490
	NS.-NES/N-E.-NDA	CHARLOTTETOWN		27 704
		SOURIS		27 854
		SUMMERSIDE		41 840
		PEI-NES/IPE-NDA		19 125
		BRIDGEWATER		5 897
		SHELburne		5 897
		YARMOUTH		5 897
		TOTAL - PORT		11 258
				145 472
	HAVRE ST. PIERRE	QUEBEC-NES/NDA		101
		TOTAL - PORT		101
	PORT CARTIER	QUEBEC-NES/NDA	45	45
		TOTAL - PORT	45	45
	RIMOUSKI	PORT MENIER		2 609
		TOTAL - PORT		2 609
	SEPT ILES	QUEBEC-NES/NDA	40	446
		TOTAL - PORT	40	446
	QUEBEC-NES/NDA	QUEBEC-NES/NDA		300
		TOTAL - PORT		300
	BAMBERTON	VANCOUVER	7 000	7 000
		TOTAL - PORT	7 000	7 000
	BLIND BAY	PRINCE RUPERT		408
		TOTAL - PORT		408
	E COAST VAN IS	BLIND BAY		4 037
		E COAST VAN IS	5 443	9 072
		FRASER RIVER	7 257	23 133
		PORTLAND INLET		1 451
		NEW WESTMINSTER	130 181	239 229
		N. ARM FRASER R.	15 422	34 300
		PRINCE RUPERT	9 933	33 067
		VANCOUVER	266 448	514 014
		TOTAL - PORT	434 684	862 385
	JERVIS INLET	BURRARD INLET	29 860	118 015
		FRASER RIVER	6 204	13 654
		PORTLAND INLET		454
		NEW WESTMINSTER	23 962	64 567
		N. ARM FRASER R.	8 638	42 481
		PRINCE RUPERT		4 536
		VANCOUVER	89 089	224 216
		TOTAL - PORT	157 753	467 923
	KITIMAT	NEW WESTMINSTER		2 722
		N. ARM FRASER R.		767
		TOTAL - PORT		3 489
	PORTLAND INLET	KITIMAT		2 722
		TOTAL - PORT		2 722
	Q. CHAR. ISLES	KITIMAT	5 443	5 443
		NEW WESTMINSTER	20 865	60 608
		PRINCE RUPERT	767	767
		VANCOUVER		8 590
		TOTAL - PORT	27 075	75 408
	MANAINO	FRASER RIVER		10 461
		TOTAL - PORT		10 461
	NEW WESTMINSTER	PORTLAND INLET		2 722

TABLE 5. ORIGIN AND DESTINATION OF SELECTED COMMODITIES UNLOADED IN COASTWISE SHIPPING, BY PORT - OCT-DEC, 1981

TABLEAU 5. ORIGINE ET DESTINATION DE CERTAINES MARCHANDISES DECHARGEES, EN CABOTAGE NATIONAL, PAR PORT - OCT-DEC, 1981

SELECTED COMMODITY CERTAINE MARCHANDISE	PORT OF ORIGIN PORT D'ORIGINE	PORT OF DESTINATION PORT DE DESTINATION	METRIC TONNES - TONNES METRIQUE	
			TONNES UNLOADED TONNES DECHARGEES	CUMULATIVE CUMULATIF
SAND AND GRAVEL SABLE ET GRAVIERS		NANAIMO	13 700	13 700
		PRINCE RUPERT		1 534
		VANANDA		4 082
		TOTAL - PORT	13 700	22 038
	N. ARM FRASER R.	PORTLAND INLET		227
		NANAIMO	3 175	13 517
		PRINCE RUPERT	1 633	1 633
		TOTAL - PORT	4 808	15 377
	POWELL RIVER	KITIMAT		767
		TOTAL - PORT		767
	PRINCE RUPERT	NEW WESTMINSTER		767
		TOTAL - PORT		767
	TASU	N. ARM FRASER R.		13 154
		VANCOUVER		3 629
		TOTAL - PORT		16 783
	TEXADA	BROUGHTON STRAIT		10 786
		KITIMAT	4 082	4 082
		NEW WESTMINSTER		14 257
		VANCOUVER		25 204
		TOTAL - PORT	4 082	54 329
	VANANDA	BURRARD INLET		6 883
		FRASER RIVER		110 367
		NEW WESTMINSTER		37 089
		N. ARM FRASER R.		4 589
		TOTAL - PORT		158 928
	VANCOUVER	NANAIMO	1 361	1 361
		TASU		3 629
		TOTAL - PORT	1 361	4 990
	VICTORIA	GOLD RIVER		3 175
		NEW WESTMINSTER		67 013
		VANCOUVER	285 645	604 649
		TOTAL - PORT	285 645	674 837
COMMODITY - MARCHANDISE	TOTAL		938 575	2 600 429
LIMESTONE PIERRE CALCAIRE	LEWISPORTE	NFLD-NES/T-N -NOA	15	15
		TOTAL - PORT	15	15
	PORT AUX BASQUES	RAMEA		5
		TOTAL - PORT		5
	NORTH SYDNEY	MARYSTOWN		124
		PORT AUX BASQUES	861	4 156
		NFLD-NES/T-N -NDA	41	41
		TOTAL - PORT	902	4 321
	COLBORNE	CLARKSON	544 022	1 423 514
		TOTAL - PORT	544 022	1 423 514
	ONTARIO-NES/NDA	KINGSVILLE		28 900
		SARNIA	143 225	242 048
		WINDSOR	15 405	70 918
		TOTAL - PORT	158 630	341 866
	BAMBERTON	VANCOUVER	3 285	3 285
		TOTAL - PORT	3 285	3 285
	BLUBBER BAY	BRITANNIA BEACH		3 628
		CAMPBELL RIVER	2 722	2 722
		NANAIMO	6 350	19 136
		PORT ALBERNI	3 175	5 031
		PORT MELLON	3 175	8 186
		POWELL RIVER	907	4 954
		TOTAL - PORT	16 329	43 657
	E COAST VAN IS	BLIND BAY		3 629
		BRITANNIA BEACH		1 814
		PORTLAND INLET		1 451
		N. ARM FRASER R.		281
		TOTAL - PORT		7 175
	KITIMAT	NEW WESTMINSTER		3 629
		TOTAL - PORT		3 629
	Q. CHAR. ISLES	BRITANNIA BEACH	1 996	1 996
		CROFTON	3 491	3 491
		FRASER RIVER		3 500
		GOLD RIVER	3 629	3 629
		NEW WESTMINSTER		1 814
		VANCOUVER	157 642	294 642
		TOTAL - PORT	166 758	309 072

TABLE 5. ORIGIN AND DESTINATION OF SELECTED COMMODITIES UNLOADED IN COASTWISE SHIPPING, BY PORT - OCT-DEC, 1981
 TABLEAU 5. ORIGINE ET DESTINATION DE CERTAINES MARCHANDISES DECHARGEES, EN CABOTAGE NATIONAL, PAR PORT - OCT-DEC, 1981

SELECTED COMMODITY CERTAINE MARCHANDISE	PORT OF ORIGIN PORT D'ORIGINE	PORT OF DESTINATION PORT DE DESTINATION	METRIC TONNES - TONNES METRIQUE	
			TONNES UNLOADED TONNES DECHARGEES	CUMULATIVE CUMULATIF
LIMESTONE PIERRE CALCAIRE	N. ARM FRASER R.	PORTLAND INLET		227
		TOTAL - PORT		227
	POWELL RIVER	CROFTON	1 089	1 089
		TOTAL - PORT	1 089	1 089
	TEXADA	BRITANNIA BEACH		907
		TOTAL - PORT		907
	VANANDA	FRASER RIVER	147 149	289 413
		HOWE SOUND		4 507
		NEW WESTMINSTER	31 880	41 098
		N. ARM FRASER R.	4 090	4 090
TOTAL - PORT	183 119	339 108		
COMMODITY - MARCHANDISE	TOTAL		1 074 149	2 477 870
STONE, CRUDE NES PIERRE BRUTE NDA	PORT AUX BASQUES	ST. ALBANS		1
		TOTAL - PORT		1
	BADGELEY ISLAND	MIDLAND	119 107	338 821
		THOROLD	19 931	58 721
		TOTAL - PORT	139 038	397 542
	JERVIS INLET	NEW WESTMINSTER		2 041
		ROBERTS BANK	6 350	6 350
		TOTAL - PORT	6 350	8 391
	NANAIMO	FRASER RIVER		4 364
		NEW WESTMINSTER	38 386	38 386
VANCOUVER			17 221	
TOTAL - PORT		38 386	59 971	
NEW WESTMINSTER	ROBERTS BANK	27 760	27 760	
	TOTAL - PORT	27 760	27 760	
SQUAMISH	VANCOUVER	14 497	41 296	
	TOTAL - PORT	14 497	41 296	
TEXADA	NEW WESTMINSTER	2 616	2 616	
	TOTAL - PORT	2 616	2 616	
COMMODITY - MARCHANDISE	TOTAL		228 647	537 577
GYPSUM GYPSE	HALIFAX	MONTREAL	102 997	290 389
		HAMILTON		26 159
		TOTAL - PORT	102 997	316 548
	HANTSPOINT	HAMILTON		5 283
		TOTAL - PORT		5 283
	LITTLE NARROWS	MONTREAL	22 809	154 367
		HAMILTON		30 160
		KINGSTON	17 980	17 980
		PICTON	19 858	19 858
		ONTARIO-NES/NDA		10 886
TOTAL - PORT		60 647	233 251	
BAMBERTON	VANCOUVER		3 329	
	TOTAL - PORT		3 329	
E COAST VAN IS	NEW WESTMINSTER	5 562	23 705	
	TOTAL - PORT	5 562	23 705	
NANAIMO	NEW WESTMINSTER	7 274	7 274	
	TOTAL - PORT	7 274	7 274	
VANCOUVER	ROBERTS BANK		3 629	
	TOTAL - PORT		3 629	
VICTORIA	NEW WESTMINSTER		7 620	
	TOTAL - PORT		7 620	
COMMODITY - MARCHANDISE	TOTAL		176 480	600 639
SALT SEL	ARGENTIA	GRAND BANK		4
		TOTAL - PORT		4
	GOOSE BAY	NFLD-NES/T-N -NDA		119
		TOTAL - PORT		119
	PORT AUX BASQUES	NORTH SYDNEY		23
		TOTAL - PORT		23
	NFLD-NES/T-N -NDA	SAMEA	2	13
		NFLD-NES/T-N -NDA	5	42
		TOTAL - PORT	7	55
	NORTH SYDNEY	BURGED		32

TABLE 5. ORIGIN AND DESTINATION OF SELECTED COMMODITIES UNLOADED IN COASTWISE SHIPPING, BY PORT - OCT-DEC, 1981

TABLEAU 5. ORIGINE ET DESTINATION DE CERTAINES MARCHANDISES DECHARGEES, EN CABOTAGE NATIONAL, PAR PORT - OCT-DEC, 1981

		METRIC TONNES - TONNES METRIQUE		
SELECTED COMMODITY	PORT OF ORIGIN	PORT OF DESTINATION	TONNES UNLOADED	CUMULATIVE
CERTAINES MARCHANDISE	PORT D'ORIGINE	PORT DE DESTINATION	TONNES DECHARGEES	CUMULATIF
SALT SEL		PORT AUX BASQUES	388	920
		TOTAL - PORT	388	952
	PUGWASH	BAIE VERTE		4 700
		BOTWOOD		6 498
		CARMANVILLE		1 000
		CATALINA		5 475
		CORNER BROOK	1 179	18 997
		LEWISPORTE		5 148
		MARYSTOWN		4 717
		ST. ALBANS	2 299	2 299
		ST. JOHNS	8 141	20 601
		STEPHENVILLE		4 736
		NFLD-NES/T-N -NDA	5 798	23 683
		CHICOUTIMI		53 950
		GASPE	16 025	16 025
		MATANE		38 172
		MONTREAL	9 969	44 122
		PASPEBIAC	3 799	3 799
		QUEBEC	16 466	16 466
		SEPT ILES		1 000
		TROIS RIVIERES	14 351	45 208
		TOTAL - PORT	78 027	316 596
	MONTREAL	BAIE COMEAU		137
		NEW RICHMOND		200
		PASPEBIAC		73
		POINT AU PIC		146
		RIVIERE DU LOUP		167
		SEPT ILES		317
		QUEBEC-NES/NDA		44
		TOTAL - PORT		1 084
	GODERICH	ARGENTIA		5 998
		BAY ROBERTS		12 272
		COME-BY-CHANCE		13 096
		PORT AUX BASQUES		5 156
		BAIE COMEAU	10 197	28 122
		HAVRE ST. PIERRE		6 958
		MONTREAL	24 918	165 321
		QUEBEC	45 158	72 600
		SEPT ILES		10 497
		TROIS RIVIERES	44 497	44 497
		PARRY SOUND	15 496	33 640
		PRESCOTT		19 214
		THUNDER BAY	54 119	92 093
		TOTAL - PORT	194 385	509 546
	WINOSDR	BECANCOUR		12 429
		MONTREAL	74 812	312 450
		QUEBEC	77 631	112 229
		KINGSTON	14 243	14 243
		PARRY SOUND		24 131
		PRESCOTT	32 161	32 161
		SAULT STE. MARIE	6 431	28 961
		SERPENT RIVER		34 055
		TORONTO	48 307	72 248
		TOTAL - PORT	253 585	642 907
	VANCOUVER	BRITANNIA BEACH	634	3 578
		CAMPBELL RIVER	1 038	1 763
		NANAIMO	15 436	41 516
		PORT MELLON	834	2 689
		WATSON ISLAND		1 599
		TOTAL - PORT	17 942	51 145
COMMODITY - MARCHANDISE	TOTAL		544 334	1 522 431
HOGGED FUEL, WOOD BOIS DE CHAUFFAGE	BURREARD INLET	BRITANNIA BEACH	4 045	5 663
		CAMPBELL RIVER	15 409	41 041
		GOLD RIVER		1 618
		NANAIMO	1 618	1 618
		PORT MELLON	6 108	34 477
		POWELL RIVER	3 438	28 758
		TOTAL - PORT	30 618	113 175
	E COAST VAN IS	CAMPBELL RIVER	10 568	18 908
		POWELL RIVER	10 152	48 458
		TOTAL - PORT	20 720	67 366
	FRASER RIVER	BRITANNIA BEACH		1 456
		CAMPBELL RIVER	16 904	66 526
		PORT MELLON	1 415	1 415
		POWELL RIVER	1 618	1 618
		TOTAL - PORT	19 937	71 015
	HOWE SOUND	CAMPBELL RIVER		2 456
		PORT MELLON	1 213	1 213
		TOTAL - PORT	1 213	3 669

TABLE 5. ORIGIN AND DESTINATION OF SELECTED COMMODITIES UNLOADED IN COASTWISE SHIPPING, BY PORT - OCT-DEC, 1981

TABLEAU 5. ORIGINE ET DESTINATION DE CERTAINES MARCHANDISES DECHARGEES, EN CABOTAGE NATIONAL, PAR PORT - OCT-DEC, 1981

SELECTED COMMODITY CERTAINE MARCHANDISE	PORT OF ORIGIN PORT D'ORIGINE	PORT OF DESTINATION PORT DE DESTINATION	METRIC TONNES - TONNES METRIQUE	
			TONNES UNLOADED TONNES DECHARGEES	CUMULATIVE CUMULATIF
HOGGED FUEL, WOOD BOIS DE CHAUFFAGE	N. ARM FRASER R.	BRITANNIA BEACH	9 222	44 989
		CAMPBELL RIVER	32 233	149 498
		GOLD RIVER		1 618
		PORT MELLON	14 358	64 601
		POWELL RIVER	13 023	47 323
		TOTAL - PORT	68 836	308 029
	RUPERT INLET	POWELL RIVER		2 002
		TOTAL - PORT		2 002
	WCOAST VAN IS N	CAMPBELL RIVER	5 763	5 763
		TOTAL - PORT	5 763	5 763
WCOAST VAN IS S	BRITANNIA BEACH		4 217	
	TOTAL - PORT		4 217	
COMMODITY - MARCHANDISE	TOTAL		147 087	575 236
LUMBER AND TIMBER BOIS D'OEUVRE ET CHARP	ARGENTIA	BURGED	21	21
		GRAND BANK		2
NFLD-NES/T-N -NDA		11	29	
TOTAL - PORT		32	52	
	BURGED	FORTUNE		11
		TOTAL - PORT		11
	FORTUNE	ARGENTIA		2
		TOTAL - PORT		2
GOOSE BAY	ST. JOHNS	105	105	
	NFLD-NES/T-N -NDA	15	58	
	TOTAL - PORT	120	163	
GRAND BANK	HARBOUR BRETON		1	
	NFLD-NES/T-N -NDA		2	
	TOTAL - PORT		3	
HARBOUR BRETON	BURGED		1	
	TOTAL - PORT		1	
LEWISPORTE	NFLD-NES/T-N -NDA	348	379	
	TOTAL - PORT	348	379	
MARYSTOWN	NFLD-NES/T-N -NDA		1	
	TOTAL - PORT		1	
PORT AUX BASQUES	BURIN	44	127	
	BURGED		61	
	FORTUNE		212	
	GRAND BANK	28	279	
	HARBOUR BRETON		3	
	RAMEA	3	7	
	NFLD-NES/T-N -NDA	10	20	
	TOTAL - PORT	85	709	
PORT HOPE SIMPSON	NFLD-NES/T-N -NDA	17	17	
	TOTAL - PORT	17	17	
ST. ALBANS	ARGENTIA		9	
	BURGED	1	21	
	RAMEA	3	24	
	NFLD-NES/T-N -NDA	5	40	
	TOTAL - PORT	9	94	
ST. JOHNS	GOOSE BAY	51	51	
	NFLD-NES/T-N -NDA	12	12	
	TOTAL - PORT	63	63	
NFLD-NES/T-N -NDA	ARGENTIA		1	
	BURGED	5	6	
	FORTUNE		2	
	GOOSE BAY	1	3	
	RAMEA	1	49	
	PORT AUX BASQUES		1	
	PORT HOPE SIMPSON	18	18	
	NFLD-NES/T-N -NDA	31	126	
		TOTAL - PORT	56	206
	NORTH SYDNEY	BURIN		191
FORTUNE			72	
GRAND BANK		42	104	
HARBOUR BRETON			68	
RAMEA			76	
MARYSTOWN		24	520	
PORT AUX BASQUES		4 658	24 674	
ST. ALBANS		21	21	
ST. LAWRENCE		27	249	
NFLD-NES/T-N -NDA		82	149	
		TOTAL - PORT	4 854	26 124

TABLE 5. ORIGIN AND DESTINATION OF SELECTED COMMODITIES UNLOADED IN COASTWISE SHIPPING, BY PORT - OCT-DEC, 1981

TABLÉAU 5. ORIGINE ET DESTINATION DE CERTAINES MARCHANDISES DECHARGÉES, EN CABOTAGE NATIONAL, PAR PORT - OCT-DEC, 1981

SELECTED COMMODITY CERTAINE MARCHANDISE	PORT OF ORIGIN PORT D'ORIGINE	PORT OF DESTINATION PORT DE DESTINATION	METRIC TONNES - TONNES METRIQUE	
			TONNES UNLOADED TONNES DECHARGÉES	CUMULATIVE CUMULATIF
LUMBER AND TIMBER BOIS D'OEUVRE ET CHARP	MATANE	BAYE COMEAU	118	171
		TOTAL - PORT	118	171
	MONTREAL	BAYE COMEAU		24
		GRINDSTONE	725	2 500
		SEPT ILES	118	255
		QUEBEC-NORTH/NORD	34	50
		FROBISHER BAY		85
		NWT-NES/TNO-NDA		342
		TOTAL - PORT	877	3 256
	CONTRECOEUR	SEPT ILES		34
		TOTAL - PORT		34
	PORT CARTIER	QUEBEC-NES/NDA		10
		TOTAL - PORT		10
	THUNDER BAY	HAMILTON	7 805	10 459
		WINDSOR	7 984	18 229
		TOTAL - PORT	15 789	28 688
	CAMPBELL RIVER	NANAIMO	1 059	3 780
		VANCOUVER	6 955	23 736
		TOTAL - PORT	8 014	27 516
	CHEMAINUS	CROFTON	4 837	7 709
		NANAIMO	2 268	4 460
		NEW WESTMINSTER	1 209	4 233
		N. ARM FRASER R.	2 040	2 040
		VANCOUVER	1 361	1 361
		TOTAL - PORT	10 354	19 803
	COWICHAN BAY	VANCOUVER	1 814	7 711
		TOTAL - PORT	1 814	7 711
	CROFTON	NANAIMO	5 441	9 902
		VANCOUVER	1 361	4 234
		TOTAL - PORT	6 802	14 136
	FRASER RIVER	NANAIMO	2 532	2 532
		TOTAL - PORT	2 532	2 532
	Q. CHAR. ISLES	NEW WESTMINSTER	375	1 225
		TOTAL - PORT	375	1 225
	NANAIMO	CROFTON	1 209	1 209
		NEW WESTMINSTER	11 037	17 387
		VANCOUVER	2 571	21 469
		TOTAL - PORT	14 817	40 065
	NEW WESTMINSTER	CHATHAM SOUND		1 512
		CROFTON	19 201	41 655
		KITIMAT		4 536
		NANAIMO	25 703	72 680
		PRINCE RUPERT		36 288
		TOTAL - PORT	44 904	156 671
	N. ARM FRASER R.	CHATHAM SOUND		1 512
		CROFTON	1 134	4 082
		NANAIMO	2 948	5 896
		VICTORIA		1 512
		TOTAL - PORT	4 082	13 002
	PDWELL RIVER	CROFTON	11 450	17 951
		FRASER RIVER		832
		NANAIMO	5 972	19 767
		NEW WESTMINSTER	1 361	3 705
		N. ARM FRASER R.	1 662	5 593
		VANCOUVER	4 234	9 072
		TOTAL - PORT	24 679	56 920
	PRINCE RUPERT	NEW WESTMINSTER		31 752
		TOTAL - PORT		31 752
	WCOAST VAN IS S	CHATHAM SOUND		1 512
		VANCOUVER		1 512
		TOTAL - PORT		3 024
	SOOKE	NEW WESTMINSTER		4 838
		VANCOUVER		1 663
		TOTAL - PORT		6 501
	SQUAMISH	NEW WESTMINSTER		1 361
		VANCOUVER	15 273	48 084
		TOTAL - PORT	15 273	49 445
	VANCOUVER	CROFTON	16 783	35 457
		NANAIMO	1 134	5 972
		TOTAL - PORT	17 917	41 429

TABLE 5. ORIGIN AND DESTINATION OF SELECTED COMMODITIES UNLOADED IN COASTWISE SHIPPING, BY PORT - OCT-DEC, 1981

TABLEAU 5. ORIGINE ET DESTINATION DE CERTAINES MARCHANDISES DECHARGEES, EN CABOTAGE NATIONAL, PAR PORT - OCT-DEC, 1981

SELECTED COMMODITY CERTAINE MARCHANDISE	PORT OF ORIGIN PORT D'ORIGINE	PORT OF DESTINATION PORT DE DESTINATION	METRIC TONNES - TONNES METRIQUE	
			TONNES UNLOADED TONNES DECHARGEES	CUMULATIVE CUMULATIF
LUMBER AND TIMBER BOIS D'OEUVRE ET CHARP	VICTORIA	VANCOUVER		9 525
		TOTAL - PORT		9 525
COMMODITY - MARCHANDISE	TOTAL		173 931	541 241
GASOLINE ESSENCE	BAY ROBERTS	NFLD-NES/T-N -NDA		6
		TOTAL - PORT		6
	CORNER BROOK	NFLD-NES/T-N -NDA		692
		TOTAL - PORT		692
	GRAND BANK	NFLD-NES/T-N -NDA		1
		TOTAL - PORT		1
	RAMEA	NFLD-NES/T-N -NDA		1
		TOTAL - PORT		1
	HOLYROOD	BOTHWOOD		1 631
		MARYSTOWN	3 204	3 204
		PORT HAWKESBURY		13 643
		SEPT ILES		3 736
		TOTAL - PORT	3 204	22 214
	LEWISPORTE	PORT HOPE SIMPSON	3	86
		NFLD-NES/T-N -NDA	1 410	1 521
		TOTAL - PORT	1 413	1 607
	PORT AUX BASQUES	NFLD-NES/T-N -NDA	5	6
		TOTAL - PORT	5	6
	ST. JOHNS	BAIE VERTE		248
		BELL ISLAND		490
		BOTHWOOD		2 806
		BURGED	309	309
		CATALINA		1 172
		CLARENVILLE		3 846
		GRAND BANK		816
		HARBOUR GRACE		3 257
		RAMEA	135	135
		MARYSTOWN	1 207	1 634
		NFLD-NES/T-N -NDA		1 519
		TOTAL - PORT	1 651	16 232
	NFLD-NES/T-N -NDA	HARBOUR BRETON		1
		LEWISPORTE		2
		PORT HOPE SIMPSON	11	11
		NFLD-NES/T-N -NDA	34	125
	TOTAL - PORT	45	139	
	CHARLOTTETOWN	CAMPBELLTOWN		1 043
		CARAQUET		537
		TOTAL - PORT		1 580
	HALIFAX	BURIN		907
		BURGED		324
		CLARENVILLE		1 747
		CORNER BROOK	10 976	34 643
		GOOSE BAY	1 156	1 156
		GRAND BANK	272	1 070
		HARBOUR BRETON	191	1 274
		RAMEA		445
		HOLYROOD	693	1 903
		LEWISPORTE	11 625	31 758
		LONG POND	4 047	14 348
		MARYSTOWN	272	4 865
		ST. ALBANS	506	899
		ST. JOHNS	18 067	69 690
		STEPHENVILLE		998
		NFLD-NES/T-N -NDA	1 737	12 728
		CHARLOTTETOWN	21 882	72 317
		BRIDGEWATER		3 788
		LIVERPOOL		280
		PORT HAWKESBURY	7 966	24 756
		SYDNEY	10 478	39 828
		BATHURST	921	921
		CAMPBELLTOWN	1 404	1 404
		CHATHAM	7 055	31 303
		NEWCASTLE	19 246	41 739
		SAINT JOHN	51 840	206 304
		BAIE COMEAU		2 786
		FORESTVILLE		1 397
		GASPE	1 755	3 549
		GRINDSTONE	2 627	10 821
		MONTREAL	7 296	16 376
		QUIBEC	9 697	12 785
	QUIMOUSKI	1 729	6 825	
	SEPT ILES		866	
	NFLD-NES/T-N -NDA		287	
	TOTAL - PORT	193 438	657 087	

TABLE 5. ORIGIN AND DESTINATION OF SELECTED COMMODITIES UNLOADED IN COASTWISE SHIPPING, BY PORT - OCT-DEC, 1981
 TABLEAU 5. ORIGINE ET DESTINATION DE CERTAINES MARCHANDISES DECHARGEES, EN CABOTAGE NATIONAL, PAR PORT - OCT-DEC, 1981

SELECTED COMMODITY CERTAINE MARCHANDISE	PORT OF ORIGIN PORT D'ORIGINE	PORT OF DESTINATION PORT DE DESTINATION	METRIC TONNES - TONNES METRIQUE	
			TONNES UNLOADED TONNES DECHARGEES	CUMULATIVE CUMULATIF
GASOLINE ESSENCE	NORTH SYDNEY	PORT AUX BASQUES		9
		TOTAL - PORT		9
	PORT HAWKESBURY	CORNER BROOK		3 901
		HOLYROOD		1 175
		ST. JOHNS	991	10 858
		CHARLOTTETOWN		509
		SYDNEY	7 257	8 079
		CHATHAM		1 162
		GASPE		1 235
		GRINDSTONE		1 070
		NEW RICHMOND		546
		PORT CARTIER		705
		QUEBEC	7 397	8 587
		TOTAL - PORT	15 645	37 827
	SAINT JOHN	BOTWOOD	8 569	24 755
		CATALINA	272	272
		CLARENVILLE	454	454
		CORNER BROOK	4 733	13 148
		HARBOUR GRACE	746	746
		RAMEA		575
		HOLYROOD	1 240	1 240
		LONG POND		7 100
		MARYSTOWN		1 139
		ST. JOHNS	4 972	54 328
		STEPHENVILLE		2 505
		NFLD-NES/T-N -NDA		1 618
		CHARLOTTETOWN	18 901	47 846
		BRIDGEWATER		3 335
		DIGBY	4 414	15 364
		HALIFAX	59 168	191 886
		LIVERPOOL	352	730
		MARGARETSVILLE	5 668	20 354
		PORT HAWKESBURY	29 215	93 419
		SHELburne	2 217	8 323
		SYDNEY	3 006	12 042
		YARMOUTH	1 664	6 727
		BATHURST	2 376	3 325
		CHATHAM		6 094
		GRAND MANAN	279	3 129
		NEWCASTLE	907	1 751
		BAIE COMEAU	3 616	4 554
		CHICOUTIMI	6 159	36 976
		GASPE	8 549	30 759
		GRINDSTONE	967	2 228
		MATANE	7 240	15 894
		MONTREAL	23 427	35 765
		PASPEBIAC	725	725
		PORT ALFRED		6 827
		PORT MENIER	181	1 004
		QUEBEC	27 450	77 965
		RIMOUSKI	5 806	18 321
		RIVIERE DU LOUP	2 461	5 910
		TROIS RIVIERES		21 145
		QUEBEC-NORTH/NORD		533
		QUEBEC-NES/NDA	1 157	4 338
		TOTAL - PORT	236 891	787 149
	GASPE	BATHURST		3 261
		CARAQUET	1 609	2 076
		NEWCASTLE		1 455
		N.B.-NES/NDA	787	3 571
		FORESTVILLE		1 677
		GRINDSTONE		1 611
		PASPEBIAC		4 785
		PORT MENIER	150	150
		RIVIERE DU LOUP	1 254	2 828
		QUEBEC-NES/NDA		2 483
		TOTAL - PORT	3 800	23 897
	HAVRE ST. PIERRE	QUEBEC-NES/NDA	101	101
		TOTAL - PORT	101	101
	MONTREAL	BAIE VERTE		368
		BOTWOOD		5 304
		CORNER BROOK	5 942	24 955
		GOOSE BAY	1 136	6 679
		HOLYROOD		5 421
		LEWISPORTE		15 525
		LITTLE BAY		499
		LONG POND		6 865
		ST. JOHNS	7 127	18 488
		NFLD-NES/T-N -NDA		2 071
		CHARLOTTETOWN	7 455	19 590
		HALIFAX	513	35 295
		PORT HAWKESBURY	7 257	45 775
		SYDNEY	6 353	39 592
		BELLEDUNE	17 514	45 911

TABLE 5. ORIGIN AND DESTINATION OF SELECTED COMMODITIES UNLOADED IN COASTWISE SHIPPING, BY PORT - OCT-DEC, 1981
 TABLEAU 5. ORIGINE ET DESTINATION DE CERTAINES MARCHANDISES DECHARGEES, EN CABOTAGE NATIONAL, PAR PORT - OCT-DEC, 1981

SELECTED COMMODITY CERTAINE MARCHANDISE	PORT OF ORIGIN PORT D'ORIGINE	PORT OF DESTINATION PORT DE DESTINATION	METRIC TONNES - TONNES METRIQUE		
			TONNES UNLOADED TONNES DECHARGEES	CUMULATIVE CUMULATIF	
GASOLINE ESSENCE		CHATHAM	14 365	23 988	
		NEWCASTLE		1 317	
		BAIE COMEAU	6 102	31 170	
		BLANC SABLON	563	1 064	
		BLACK CAPE	1 745	4 734	
		CHICOUTIMI	105 232	247 325	
		FORESTVILLE	1 796	3 280	
		GASPE	3 494	10 523	
		GRINDSTONE		3 192	
		HAVRE ST. PIERRE	314	1 845	
		CONTRECOEUR	800	800	
		NEW RICHMOND		2 344	
		PORT CARTIER	19 258	25 588	
		QUEBEC	104 870	467 163	
		RIMOUSKI	57 663	198 096	
		ST. AUGUSTIN	176	389	
		SEPT ILES	15 673	62 466	
		SOREL	195	195	
		TROIS RIVIERES		479	
		QUEBEC-NORTH/NORD		14 880	
		QUEBEC-NES/NDA	694	1 650	
		AMHERSTBURG		3 437	
		DAKVILLE		3 134	
		PARRY SOUND		785	
		SARNIA	3 629	25 567	
		TORONTO	3 562	3 562	
		FROBISHER BAY		8 730	
		NWT-NES/TND-NDA		5 099	
		TOTAL - PORT	393 428	1 425 140	
		QUEBEC	BAIE VERTE	1 157	1 680
			BDTWOOD	5 209	12 146
			CDRNER BROOK	2 939	13 241
			GOOSE BAY		3 743
			HOLYROOD	5 886	8 358
			LITTLE BAY		940
			MARYSTOWN	297	2 220
			NFLD-NES/T-N -NDA	1 727	2 681
			PORT HAWKESBURY		8 190
			SYDNEY		2 820
			CHICOUTIMI	12 722	16 698
			FORESTVILLE		371
			MONTREAL		7 280
			RIMOUSKI	1 932	10 613
		TOTAL - PORT	31 869	90 981	
	QUEBEC-NORTH/NORD	QUEBEC-NORTH/NORD		3 640	
		TOTAL - PORT		3 640	
	CLARKSON	ST. JOHNS		5 485	
		HALIFAX		1 174	
		PORT HAWKESBURY		6 324	
		SYDNEY	5 443	15 438	
		CHATHAM		689	
		BAIE COMEAU		2 949	
		BLACK CAPE		6 966	
		CHICOUTIMI		2 895	
		GASPE		4 895	
		MONTREAL		2 233	
		PORT CARTIER		3 020	
		QUEBEC	6 094	23 840	
		RIMOUSKI	281	5 133	
		SEPT ILES		1 088	
		TROIS RIVIERES		2 337	
		SARNIA		6 362	
		SAULT STE. MARIE	2 295	6 116	
		THUNDER BAY	8 898	17 160	
		WINDSOR	4 617	16 557	
		TOTAL - PORT	27 628	130 661	
	HAMILTON	THUNDER BAY	645	645	
		TOTAL - PORT	645	645	
	KINGSVILLE	PELEE ISLAND	82	590	
		TOTAL - PORT	82	590	
	NANTICOKE	MONTREAL	6 935	6 935	
		BRITT	726	726	
		SAULT STE. MARIE		2 963	
		THUNDER BAY	4 373	6 376	
		WINDSOR		2 605	
		TOTAL - PORT	12 034	19 605	
	DAKVILLE	BRITT	1 700	1 700	
		PARRY SOUND	1 696	5 244	
		SARNIA	7 206	14 912	
		SAULT STE. MARIE		3 222	
		THUNDER BAY		3 187	
		TOTAL - PORT	10 602	28 265	

TABLE 5. ORIGIN AND DESTINATION OF SELECTED COMMODITIES UNLOADED IN COASTWISE SHIPPING, BY PORT - OCT-DEC, 1981
 TABLEAU 5. ORIGINE ET DESTINATION DE CERTAINES MARCHANDISES DECHARGEES, EN CABOTAGE NATIONAL, PAR PORT - OCT-DEC, 1981

SELECTED COMMODITY CERTAINE MARCHANDISE	PORT OF ORIGIN PORT D'ORIGINE	PORT OF DESTINATION PORT DE DESTINATION	METRIC TONNES - TONNES METRIQUE	
			TONNES UNLOADED TONNES DECHARGEES	CUMULATIVE CUMULATIF
GASOLINE ESSENCE	OSHAWA	MONTREAL		8 924
		TOTAL - PORT		8 924
SARNIA		GOOSE BAY		620
		MONTREAL	7 509	34 204
		BRITT	28 187	52 907
		BYNG INLET		17 502
		CUTLER	5 491	12 862
		LITTLE CURRENT	3 399	8 668
		MARATHON	878	4 083
		NANTICOKE		4 981
		OKAVILLE		6 577
		PARRY SOUND	23 404	72 607
		SAULT STE. MARIE	37 863	147 220
		THUNDER BAY	45 017	135 882
		TORONTO		6 496
		WINDSOR	40 716	146 673
		TOTAL - PORT	192 464	649 282
THUNDER BAY		MARATHON	1 013	1 013
		TOTAL - PORT	1 013	1 013
TORONTO		MONTREAL	4 140	4 140
		TOTAL - PORT	4 140	4 140
E COAST VAN IS		VANCOUVER		160
		TOTAL - PORT		160
NANAIMO		Q. CHAR. ISLES		25
		TOTAL - PORT		25
PORT HARDY		HECATE STRAIT		9
		W COAST VAN IS S		30
		UCLUELET		81
TOTAL - PORT		120		
PRINCE RUPERT		BROUGHTON STRAIT	52	151
		CAMPBELL RIVER		146
		CHATHAM SOUND	6	164
		E COAST VAN IS		22
		FITZ HUGH SOUND	2	134
		HECATE STRAIT	10	90
		JOHNSTONE ST		13
		Q. CHAR. ISLES	189	1 171
		RIVERS INLET		174
		MENZIES BAY	5	13
		NAMU		79
		SKIDEGATE	281	1 118
		VANANOA	15	37
TOTAL - PORT	560	3 312		
VANCOUVER		PORT HAWKESBURY		16 581
		ALERT BAY	61	708
		BROUGHTON STRAIT		210
		BURRARD INLET		2
		BELLA COOLA	810	3 071
		BRITANNIA BEACH		3 352
		CAMPBELL RIVER	7 018	36 928
		BUTE INLET		652
		CHATHAM SOUND	187	2 291
		E COAST VAN IS	3 767	23 117
		COURTENAY	7 347	19 755
		COMWICHAN BAY		320
		CROFTON		9 601
		ESQUIMALT		1 141
		FITZ HUGH SOUND	49	310
		FRASER RIVER	42	205
		GOLD RIVER		537
		HOWE SOUND	492	4 147
		HECATE STRAIT	3	587
		JERVIS INLET	1 230	3 991
		JOHNSTONE ST	1 414	5 832
		KITIMAT	2 829	9 962
		KNIGHT INLET		39
		MILBANKE SOUND	8	442
		PORTLAND INLET		1 051
		LOUGHBOROUGH INL		48
		Q. CHAR. ISLES	639	2 940
		Q. CHAR. STRAIT		74
		RIVERS INLET		76
		MASSET		856
SEYMOUR INLET		10		
NAMU		230		
NANAIMO	50 044	218 646		
NEW WESTMINSTER		3 020		
N. ARM FRASER R.		13		
PORT ALBERNI	651	3 623		
PORT HARDY	1 366	8 263		
PORT HARVEY		249		

TABLE 5. ORIGIN AND DESTINATION OF SELECTED COMMODITIES UNLOADED IN COASTWISE SHIPPING, BY PORT - OCT-DEC, 1981

TABLEAU 5. ORIGINE ET DESTINATION DE CERTAINES MARCHANDISES DECHARGEES, EN CABOTAGE NATIONAL, PAR PORT - OCT-DEC, 1981

SELECTED COMMODITY CERTAINE MARCHANDISE	PORT OF ORIGIN PORT D'ORIGINE	PORT OF DESTINATION PORT DE DESTINATION	METRIC TONNES - TONNES METRIQUE		
			TONNES UNLOADED TONNES DECHARGEES	CUMULATIVE CUMULATIF	
GASOLINE ESSENCE		PORT MELLON		4 676	
		PORT MCNEILL	1 739	7 118	
		TOBA INLET	4	118	
		POWELL RIVER	2 997	17 494	
		PRINCE RUPERT	12 329	64 106	
		RUPERT INLET		6 601	
		RAGGED ISLAND	6	56	
		WCOAST VAN IS N	1 187	3 742	
		WCOAST VAN IS S	733	4 305	
		SKIDEGATE	190	703	
		SOOKE		200	
		SQUAMISH		388	
		TAHSIS		496	
		TEAKERNE ARM	20	35	
		UCLUELET	598	4 374	
		VANANDA	214	839	
		VICTORIA	56 755	241 510	
		WATSON ISLAND		1 543	
		ZEBALLOS		218	
		STEWART		500	
		TOTAL - PORT	154 729	741 907	
		VICTORIA	WCOAST VAN IS S		31
			UCLUELET		55
			TOTAL - PORT		86
		NWT-NES/TNO-NDA	QUEBEC-NORTH/NORD		965
			NWT-NES/TNO-NDA		211
			TOTAL - PORT		1 176
	COMMODITY - MARCHANDISE	TOTAL		1 285 387	4 658 220
	FUEL OIL MAZOUT	ARGENTIA	NFLD-NES/T-N -NDA	84	200
			TOTAL - PORT	84	200
		BAY ROBERTS	NFLD-NES/T-N -NDA		22
			TOTAL - PORT		22
		BURIN	ARGENTIA	1	1
			RAMEA		1
			TOTAL - PORT	1	2
BURGED		NFLD-NES/T-N -NDA	16	22	
		TOTAL - PORT	16	22	
FORTUNE		RAMEA		3	
		NFLD-NES/T-N -NDA		1	
		TOTAL - PORT		4	
GOOSE BAY		NFLD-NES/T-N -NDA	217	303	
		TOTAL - PORT	217	303	
GRAND BANK		ARGENTIA		1	
		BURGED		13	
		RAMEA	5	15	
		NFLD-NES/T-N -NDA		4	
		TOTAL - PORT	5	33	
HOLYRODD		BOTWOOD	11 749	40 377	
		CORNER BROOK	20 895	45 702	
		MARYSTOWN	501	501	
		PORT AUX BASQUES	1 375	1 375	
		ST. ALBANS	2 229	2 229	
		PORT HAWKESBURY	11 622	27 230	
		PORT ALFREO	11 763	11 763	
		SEPT ILES		83 649	
		POINTE NOIRE	1 917	17 825	
			TOTAL - PORT	62 051	230 659
LEWISPORTE		PORT HOPE SIMPSON	19	52	
	NFLD-NES/T-N -NDA	2 141	2 646		
	TOTAL - PORT	2 160	2 698		
PORT AUX BASQUES	BURGED		3		
	RAMEA		2		
	NFLD-NES/T-N -NDA	49	103		
	TOTAL - PORT	49	108		
PORT HOPE SIMPSON	NFLD-NES/T-N -NDA		88		
	TOTAL - PORT		88		
ST. ALBANS	NFLD-NES/T-N -NDA		1		
	TOTAL - PORT		1		
ST. JOHN'S	BAIE VERTE		1 512		
	BELL ISLAND		1 746		
	BOTWOOD		2 751		
	BURIN		875		
	BURGED	232	2 004		

TABLE 5. ORIGIN AND DESTINATION OF SELECTED COMMODITIES UNLOADED IN COASTWISE SHIPPING, BY PORT - OCT-DEC, 1981

TABLEAU 5. ORIGINE ET DESTINATION DE CERTAINES MARCHANDISES DECHARGEES, EN CABOTAGE NATIONAL, PAR PORT - OCT-DEC, 1981

SELECTED COMMODITY CERTAINE MARCHANDISE	PORT OF ORIGIN PORT D'ORIGINE	PORT OF DESTINATION PORT DE DESTINATION	METRIC TONNES - TONNES METRIQUE			
			TONNES UNLOADED TONNES DECHARGEES	CUMULATIVE CUMULATIF		
FUEL OIL MAZOUT		CATALINA		7 977		
		CLARENVILLE		6 783		
		GOOSE BAY	22	22		
		GRAND BANK		795		
		HARBOUR BRETON	1 060	1 060		
		HARBOUR GRACE		6 055		
		RAMEA	967	4 232		
		MARYSTOWN	1 010	7 376		
		PORT HOPE SIMPSON		73		
		NFLD-NES/T-N -NDA	207	11 491		
		QUEBEC-NORTH/NORD		3 994		
		TOTAL - PORT	3 498	58 746		
		NFLD-NES/T-N -NDA		BELL ISLAND		222
				HARBOUR GRACE		210
				PORT HOPE SIMPSON	9	10
				NFLD-NES/T-N -NDA	214	396
		TOTAL - PORT	223	838		
		CHARLOTTETOWN		CAMPBELLTON		1 043
				CARAQUET		538
				TOTAL - PORT		1 581
		HALIFAX		BAIE VERTE		7 150
				BURIN		3 183
				BURGED		2 875
				CORNER BROOK	9 266	68 464
				FORTUNE		2 343
				GOOSE BAY	22 744	44 509
				GRAND BANK	636	5 779
				HARBOUR BRETON	224	3 094
RAMEA				1 167		
LEWISPORTE	9 488			27 719		
LONG POND	3 794			22 271		
MARYSTOWN	336			5 739		
PORT AUX BASQUES	4 191			8 659		
ST. ALBANS	251			829		
ST. JOHNS	34 239			116 382		
STEPHENVILLE				989		
NFLD-NES/T-N -NDA	4 439			17 198		
CHARLOTTE TOWN	32 053			93 991		
SUMMERSIDE	6 048			12 219		
BRIDGEWATER				3 341		
LIVERPOOL	5 224			27 266		
NDRTH SYDNEY	1 228			10 138		
PICTOU				6 982		
PORT HAWKESBURY	17 588			81 918		
SYDNEY	22 614			66 528		
BATHURST	6 951			22 669		
CHATHAM	10 934			21 370		
DALHOUSIE	9 199			9 199		
NEWCASTLE	17 653			45 376		
SAINT JOHN	45 777			175 189		
BAIE COMEAU				12 132		
CHANDLER				7 383		
FORESTVILLE		2 038				
GASPE	4 312	7 022				
GRINDSTONE	7 141	24 840				
MONTRREAL		8 942				
NEW RICHMOND	2 758	14 467				
PORT ALFRED		43 084				
QUEBEC		3 088				
RIMOUSKI		812				
SEPT ILES		25 858				
POINTE NOIRE		12 934				
NWT-NES/TNO-NDA		9 040				
TOTAL - PORT	279 088	1 086 216				
NORTH SYDNEY		GRAND BANK		74		
		MARYSTOWN	24	24		
		PORT AUX BASQUES	68	218		
		TOTAL - PORT	92	316		
PORT HAWKESBURY		HOLYROOD		6 368		
		LEWISPORTE		1 461		
		ST. JOHNS	5 511	33 074		
		CHARLOTTETOWN		3 300		
		HALIFAX		31 867		
		SYDNEY	7 402	14 074		
		BATHURST	5 791	17 747		
		CHATHAM		8 601		
		SAINT JOHN		4 687		
		GASPE		2 810		
		NEW RICHMOND		8 214		
		PORT CARTIER	8 596	19 627		
		QUEBEC		2 660		
TOTAL - PORT	27 300	154 490				
SHELBURNE		PICTOU		6 430		
		TOTAL - PORT		6 430		

TABLE 5. ORIGIN AND DESTINATION OF SELECTED COMMODITIES UNLOADED IN COASTWISE SHIPPING, BY PORT - OCT-DEC, 1981

TABLEAU 5. ORIGINE ET DESTINATION DE CERTAINES MARCHANDISES DECHARGEES, EN CABOTAGE NATIONAL, PAR PORT - OCT-DEC, 1981

SELECTED COMMODITY CERTAINE MARCHANDISE	PORT OF ORIGIN PORT D'ORIGINE	PORT OF DESTINATION PORT DE DESTINATION	METRIC TONNES - TONNES METRIQUE			
			TONNES UNLOADED TONNES DECHARGEES	CUMULATIVE CUMULATIF		
FUEL OIL MAZOUT	SAINT JOHN	BOTWOOD	16 474	34 807		
		BURIN	1 287	2 301		
		BURGED		1 525		
		CATALINA	319	319		
		CLARENVILLE	624	624		
		CORNER BROOK	1 494	11 535		
		FORTUNE		2 080		
		HARBOUR BRETON		2 738		
		HARBOUR GRACE	907	907		
		HOLYROOD	310	310		
		LEWISPORTE		581		
		LONG POND		7 935		
		MARYSTOWN		3 152		
		ST. JOHNS	6 771	101 179		
		STEPHENVILLE		5 141		
		NFLD-NES/T-N -NDA		3 103		
		CHARLOTTETOWN	25 331	57 443		
		BRIDGEWATER		4 431		
		DIGBY	4 595	13 202		
		HALIFAX	76 533	314 755		
		LIVERPOOL	414	841		
		MARGARETSVILLE	9 405	29 592		
		PICTOU	14 388	26 620		
		PORT HAWKESBURY	47 544	259 363		
		SHELBURNE	6 990	17 875		
		SYDNEY	2 188	16 089		
		YARMOUTH	3 586	16 767		
		BATHURST	812	32 281		
		DALHOUSIE		33 489		
		GRAND MANAN	821	2 974		
		NEWCASTLE	2 370	4 950		
		BAIE COMEAU	6 200	6 825		
		CHICOUTIMI	3 727	42 881		
		GASPE	10 616	45 398		
		GRINDSTONE	1 814	5 898		
		MATANE	6 179	12 772		
		MONTREAL	36 335	50 912		
		NEW RICHMOND		16 682		
		PASPEBIAC	1 207	1 207		
		PORT ALFRED		3 648		
		PORT CARTIER	6 747	6 747		
		PORT MENJER	942	2 872		
		QUEBEC	5 107	39 255		
		RIMOUSKI	1 957	16 681		
		RIVIERE DU LOUP	2 002	9 671		
		TROIS RIVIERES		35 731		
		QUEBEC-NORTH/NORD		10 189		
		QUEBEC-NES/NDA	3 005	3 483		
		TOTAL - PORT	309 001	1 319 761		
		GASPE		BATHURST		3 709
				CARAQUET	1 157	1 913
				NEWCASTLE		1 455
				N.B.-NES/NDA	1 683	4 540
				FORESTVILLE		3 965
				GRINDSTONE	2 020	5 409
				PASPEBIAC		5 756
				RIVIERE DU LOUP	1 339	3 747
				QUEBEC-NES/NDA		1 895
TOTAL - PORT	6 199	32 389				
GRINDSTONE		SAINT JOHN		1 002		
		TOTAL - PORT		1 002		
MATANE		BAIE COMEAU	82	244		
		TOTAL - PORT	82	244		
MONTREAL		BAIE VERTE		1 334		
		BOTWOOD		4 059		
		CORNER BROOK	4 227	32 692		
		GODSE BAY	5 046	15 145		
		LEWISPORTE	19 685	32 436		
		LONG POND		7 257		
		ST. JOHNS	9 730	40 908		
		NFLD-NES/T-N -NDA		2 064		
		CHARLOTTETOWN	7 285	33 478		
		HALIFAX	47 100	152 829		
		PICTOU		6 163		
		PORT HAWKESBURY	20 318	208 123		
		SYDNEY	17 135	56 923		
		BATHURST		6 622		
		BELLEUDUNE	14 270	49 222		
		CHATHAM	5 363	14 720		
		DALHOUSIE		28 662		
		NEWCASTLE	13 108	22 805		
		SAINT JOHN	5 212	6 210		
		N.B.-NES/NDA		6 349		
BAIE COMEAU	40 685	138 383				
BLANC SABLON	1 905	3 811				

TABLE 5. ORIGIN AND DESTINATION OF SELECTED COMMODITIES UNLOADED IN COASTWISE SHIPPING, BY PORT - OCT-DEC, 1981

TABLEAU 5. ORIGINE ET DESTINATION DE CERTAINES MARCHANDISES DECHARGEES, EN CABOTAGE NATIONAL, PAR PORT - OCT-DEC, 1981

		METRIC TONNES - TONNES METRIQUE		
SELECTED COMMODITY	PORT OF ORIGIN	PORT OF DESTINATION	TONNES UNLOADED	CUMULATIVE
CERTAINES MARCHANDISES	PORT D'ORIGINE	PORT DE DESTINATION	TONNES DECHARGEES	CUMULATIF
FUEL OIL		BLACK CAPE	7 384	11 139
MAZOUT		CHICOUTIMI	65 224	156 461
		FORESTVILLE	5 265	7 296
		GASPE	4 295	20 264
		GRINDSTONE	73	8 440
		HAVRE ST. PIERRE	79	5 989
		MATANE	7 898	22 189
		MONT LOUIS	14 992	49 175
		CONTRECOEUR	107	1 465
		LANORAIE	30	1 004
		VARENNES	7 580	15 277
		NEW RICHMOND		8 777
		PORT ALFRED	44 389	129 284
		PORT CARTIER	55 300	186 072
		QUEBEC	125 942	413 132
		RIMOUSKI	54 625	156 011
		ST. AUGUSTIN	900	1 957
		SEPT ILES	59 045	265 916
		POINTE NOIRE	12 011	12 011
		SOREL	3 805	7 745
		TROIS RIVIERES	62 323	225 688
		QUEBEC-NORTH/NORD	71	9 848
		QUEBEC-NES/NDA	9 689	10 959
		AMHERSTBURG		4 794
		CLARKSON	7 828	20 741
		HAMILTON		3 877
		MARATHON		6 127
		MORRISBURG	15 553	53 588
		PORT COLBORNE		19 162
		SARNIA	28 285	75 492
		SAULT STE. MARIE	5 403	20 057
		FRDBISHER BAY		24 146
		NWT-NES/TNO-NDA		49 249
		TOTAL - PORT	809 165	2 873 527
	VARENNES	MONTREAL		29 244
		QUEBEC		4 065
		SEPT ILES		8 161
		TOTAL - PORT		41 470
	QUEBEC	BAIE VERTE	1 814	6 016
		BOTWOOD	12 693	45 327
		CORNER BROOK	10 893	41 876
		GOOSE BAY		3 006
		HOLYROOD	1 227	4 071
		LEWISPORTE		2 530
		LITTLE BAY		1 667
		MARYSTOWN	464	3 374
		PORT AUX BASQUES		12 182
		ST. JOHNS	7 818	14 240
		STEPHENVILLE	18 127	21 495
		NFLD-NES/T-N-NOA	8 440	19 207
		CHARLOTTETOWN		302
		PEI-NES/IPE-NDA	4 158	4 158
		HALIFAX	6 433	6 433
		PORT HAWKESBURY		6 708
		SYDNEY		19 545
		BELLEDUNE	4 077	12 115
		CHATHAM	1 205	1 205
		NEWCASTLE	1 337	1 337
		SAINT JOHN		71 351
		BAIE COMEAU	16 065	41 070
		CHANDLER	8 358	34 378
		CHICOUTIMI	49 744	126 836
		FORESTVILLE		3 057
		MONTREAL		104 061
		PORT ALFRED	63 995	78 053
		PORT CARTIER		13 192
		RIMOUSKI	2 045	10 989
		SEPT ILES	62 809	162 482
		POINTE NOIRE	8 225	107 717
		TROIS RIVIERES		15 543
		KINGSTON	1 940	28 795
		MARATHON	7 421	7 421
		PARRY SOUND	5 763	5 763
		PORT COLBORNE		5 741
		ST. CATHARINES		15 607
		TORONTO		2 604
		NWT-NES/TNO-NDA		8 041
		TOTAL - PORT	305 051	1 069 495
	QUEBEC-NORTH/NORD	QUEBEC-NORTH/NORD		13 448
		NWT-NES/TNO-NDA		1 037
		TOTAL - PORT		14 485
	QUEBEC-NES/NDA	GASPE	2 473	2 473
		TOTAL - PORT	2 473	2 473
	CLARKSON	ST. JOHNS		7 154

TABLE 5. ORIGIN AND DESTINATION OF SELECTED COMMODITIES UNLOADED IN COASTWISE SHIPPING, BY PORT - OCT-DEC, 1981

TABLEAU 5. ORIGINE ET DESTINATION DE CERTAINES MARCHANDISES DECHARGEES, EN CABOTAGE NATIONAL, PAR PORT - OCT-DEC, 1981

SELECTED COMMODITY CERTAINE MARCHANDISE	PORT OF ORIGIN PORT D'ORIGINE	PORT OF DESTINATION PORT DE DESTINATION	METRIC TONNES - TONNES METRIQUE			
			TONNES UNLOADED TONNES DECHARGEES	CUMULATIVE CUMULATIF		
FUEL OIL MAZOUT		HALIFAX	8 379	15 720		
		PORT HAWKESBURY		33 543		
		SYDNEY	6 297	16 881		
		CHATHAM		13 073		
		BAIE COMEAU		10 194		
		BLACK CAPE		5 770		
		CHICOUTIMI		5 610		
		GASPE		8 652		
		MONTREAL	4 176	17 011		
		PORT CARTIER	13 366	17 203		
		QUEBEC		22 376		
		RIMOUSKI		3 343		
		SEPT ILES		8 986		
		TROIS RIVIERES		14 137		
		HAMILTON		12 427		
		OAKVILLE	8 099	8 099		
		SAULT STE. MARIE	513	6 695		
		THUNDER BAY	13 184	39 516		
		WINDSOR	1 341	19 688		
		TOTAL - PORT	55 355	286 078		
		HAMILTON		SYDNEY		5 503
				MONTREAL	19 551	19 551
				THUNDER BAY	114	308
				WINDSOR	18 373	45 221
		TOTAL - PORT	38 038	70 583		
		KINGSVILLE		PELEE ISLAND	252	462
				TOTAL - PORT	252	462
		MICHIGICOTEN HARBOUR		SARNIA		1 939
				TOTAL - PORT		1 939
		NANTICOKE		MONTREAL	58 579	95 976
				BRITT	3 788	3 788
				HAMILTON		18 704
				PORT COLBORNE	8 680	8 680
				SAULT STE. MARIE	26 511	51 000
THUNDER BAY	18 746			26 187		
TORONTO	7 757			7 757		
WINDSOR				19 431		
TOTAL - PORT	124 061			231 523		
OAKVILLE		LEWISPORTE	6 449	6 449		
		MONTREAL	16 403	33 799		
		MORRISBURG		14 910		
		OSHAWA		8 475		
		PORT COLBORNE	8 562	12 095		
		THUNDER BAY		3 203		
		WINDSOR	2 760	4 861		
		TOTAL - PORT	34 174	83 792		
PARRY SOUND		SARNIA		5 738		
		TOTAL - PORT		5 738		
PORT LAMBTON		SARNIA		11 999		
		TOTAL - PORT		11 999		
ST. CATHARINES		MARATHON		7 807		
		TOTAL - PORT		7 807		
SARNIA		GOOSE BAY	6 534	18 637		
		CHARLOTTETOWN		6 116		
		HALIFAX		1 444		
		SYDNEY		8 754		
		NEWCASTLE		4 306		
		CHICOUTIMI	7 830	7 830		
		MONTREAL	109 042	401 453		
		VARENNES	7 413	15 470		
		QUEBEC	33 120	67 404		
		SEPT ILES	1 106	1 106		
		TROIS RIVIERES	5 332	5 332		
		BRITT	18 232	19 180		
		BYNG INLET		8 972		
		CORNWALL	7 517	18 828		
		CUTLER	8 283	11 090		
		HAMILTON	27 119	101 799		
		KINGSTON		45 059		
		LITTLE CURRENT	4 826	8 677		
		MARATHON	3 284	13 440		
		MORRISBURG	13 913	40 453		
		OAKVILLE		8 488		
		OSHAWA		8 070		
		PARRY SOUND	47 811	134 036		
		PORT LAMBTON		10 746		
		ST. CATHARINES		41 451		
		SAULT STE. MARIE	69 743	250 924		
		THUNDER BAY	90 763	231 635		
TORONTO		26 056				

TABLE 5. ORIGIN AND DESTINATION OF SELECTED COMMODITIES UNLOADED IN COASTWISE SHIPPING, BY PORT - OCT-DEC, 1981

TABLEAU 5. ORIGINE ET DESTINATION DE CERTAINES MARCHANDISES DECHARGEES, EN CABOTAGE NATIONAL, PAR PORT - OCT-DEC, 1981

SELECTED COMMODITY CERTAINES MARCHANDISES	PORT OF ORIGIN PORT D'ORIGINE	PORT OF DESTINATION PORT DE DESTINATION	METRIC TONNES - TONNES METRIQUES	
			TONNES UNLOADED TONNES DECHARGEES	CUMULATIVE CUMULATIF
FUEL OIL MAZOUT		WINDSOR	37 753	143 961
		TOTAL - PORT	499 621	1 660 717
	THUNDER BAY	MARATHON	3 291	3 291
		TOTAL - PORT	3 291	3 291
	TORONTO	MONTREAL	39 090	86 831
		QUEBEC	7 746	7 746
		CORNWALL		15 909
		CUTLER	2 543	2 543
		KINGSTON		35 124
		MORRISBURG		2 996
		OSHAWA		4 090
		PARRY SOUND		7 673
		SARNIA	2 763	2 763
		TOTAL - PORT	52 142	165 675
	CHURCHILL	NWT-NES/TNO-NDA		13 785
		TOTAL - PORT		13 785
	BAMBERTON	CROFTON	3 694	3 694
		TOTAL - PORT	3 694	3 694
	CHEMAINUS	NAMU		201
		PORT HARDY		480
		PRINCE RUPERT		4 525
		VANCOUVER		249
		TOTAL - PORT		5 455
	ESQUIMALT	NEW WESTMINSTER		1 220
		VANCOUVER		200
		TOTAL - PORT		1 420
	NANAIMO	FITZ HUGH SOUND		141
		HEGATE STRAIT		7
		SKIOEGATE		35
		TOTAL - PORT		183
	N. ARM FRASER R.	TASU	181	181
		TOTAL - PORT	181	181
	OCEAN FALLS	WATSON ISLAND		3 664
		TOTAL - PORT		3 664
	PORT HARDY	FITZ HUGH SOUND		85
		HEGATE STRAIT		80
		JOHNSTONE ST		40
		Q. CHAR. ISLES		277
		RIVERS INLET		59
		WCOAST VAN IS N		154
		WCOAST VAN IS S		26
		SKIDEGATE		253
		UCLUELET		121
		TOTAL - PORT		1 095
	PRINCE RUPERT	BROUGHTON STRAIT	93	348
		CHATHAM SOUND	50	387
		E COAST VAN IS		22
		FITZ HUGH SOUND	366	1 210
		HEGATE STRAIT	97	383
		MILBANKE SOUND		213
		Q. CHAR. ISLES	704	4 021
		RIVERS INLET	16	216
		NAMU	136	647
		POWELL RIVER	2	2
		WCOAST VAN IS N		485
		SKIDEGATE	386	1 630
		SMITH INLET		5
		VANANDA	13	13
		TOTAL - PORT	1 863	9 582
	TASU	N. ARM FRASER R.	181	362
		TOTAL - PORT	181	362
	VANCOUVER	PORT HAWKESBURY		13 208
		ALERT BAY	604	4 327
		BROUGHTON STRAIT		397
		BURRARD INLET		28
		BELLA COOLA	1 000	3 135
		BLUBBER BAY		59
		BRITANNIA BEACH	4 445	27 014
		CAMPBELL RIVER	18 705	65 738
		CHEMAINUS		11 349
		BUTE INLET	44	1 726
		CHATHAM SOUND		693
		E COAST VAN IS	7 344	28 244

TABLE 6. TONNAGE OF CARGOES HANDLED AT CANADIAN PORTS IN COASTWISE SHIPPING, BY PROVINCE OF LOADING AND UNLOADING - OCT-DEC, 1981
 TABLEAU 6. TONNAGE DES MARCHANDISES MENTIONNÉES DANS LES PORTS CANADIENS AU TITRE DU CABOTAGE, SELON LA PROVINCE DE CHARGEMENT ET DE DECHARGEMENT - OCT - DEC, 1981

METRIC TONNES - TONNES METRIQUE										
PROV. OF LOADING- PROV. D'EMBARQUEMENT										
UNLOADING PROV	NEWFOUNDLAND	P.E.I.	NOVA SCOTIA	NEW BRUNSWICK	QUEBEC	ONTARIO	MANITOBA	BR.COLUMBIA	NORTHWEST TER.	TOTAL
PROV. DE DEBAR.	TERRE-NEUVE	I.-P.-E.	NOUV.-ECOSSE	N.-BRUNSWICK	QUEBEC	ONTARIO	MANITOBA	C.-BRITANNIQUE	TER. DU N.-O.	TOTAL
NEWFOUNDLAND- TERRE-NEUVE	71 470		223 312	49 172	229 404	24 316				597 674
P.E.I. - I.-P.-E.			62 044	44 232	18 898					125 174
NOVA SCOTIA- NOUV.-ECOSSE	32 655		79 906	271 347	343 902	42 217		34 473		804 500
NEW BRUNSWICK- N.-BRUNSWICK			176 771	7 565	81 687	4 990				271 013
QUEBEC- QUEBEC	45 187	4 536	317 975	178 475	1 812 048	4 484 343			137	6 842 701
ONTARIO- ONTARIO			37 838		559 089	3 508 543				4 105 470
MANITOBA- MANITOBA										
BR.COLUMBIA- C.-BRITANNIQUE								8 008 958		8 008 958
NORTHWEST TER. TER. DU N.-O.										
TOTAL	149 312	4 536	897 846	550 791	5 045 328	8 024 409		8 043 431	137	20 751 490




TABLE 7. TONNAGE OF CARGOES HANDLED AT CANADIAN PORTS IN COASTWISE SHIPPING, BY PROVINCE OF LOADING AND UNLOADING - Y.T.O., 1981

TABLEAU 7. TONNAGE DES MARCHANDISES MENTIONNEES DANS LES PORTS CANADIENS AU TITRE DU CABOTAGE, SELON LA PROVINCE DE CHARGEMENT ET DE DECHARGEMENT - CUMULATIF, 1981

METRIC TONNES - TONNES METRIQUE										
PROV. OF LOADING- PROV. D'EMBARQUEMENT										
UNLOADING PROV.	NEWFOUNDLAND	P.E.I.	NOVA SCOTIA	NEW BRUNSWICK	QUEBEC	ONTARIO	MANITOBA	BR. COLUMBIA	NORTHWEST TER.	TOTAL
PROV. DE DEBAR.	TERRE-NEUVE	I.-P.-E.	NOUV.-ECOSSE	N.-BRUNSWICK	QUEBEC	ONTARIO	MANITOBA	C.-BRITANNIQUE	TER. DU N.-O.	TOTAL
NEWFOUNDLAND- TERRE-NEUVE	230 916		963 773	286 117	803 537	120 145				2 404 488
P.E.I. - I.-P.-E.			370 349	105 289	57 528	6 116				539 282
NOVA SCOTIA- NOUV.-ECOSSE	130 464		343 115	1 051 715	1 087 670	213 208		104 868		2 931 040
NEW BRUNSWICK- N.-BRUNSWICK		3 161	799 684	87 993	321 526	38 589				1 250 953
QUEBEC- QUEBEC	212 787	14 050	1 206 661	600 206	8 253 632	12 930 197			3 261	23 220 794
ONTARIO- ONTARIO			110 326		3 020 800	11 745 843				14 876 969
MANITOBA- MANITOBA										
BR. COLUMBIA- C.-BRITANNIQUE								25 949 869		25 949 869
NORTHWEST TER. TER. DU N.-O.			9 327		116 819		18 785		1 765	146 696
TOTAL	574 167	17 211	3 803 235	2 131 320	13 661 512	25 054 098	18 785	26 054 737	5 026	71 320 091




TABLE 8. NUMBER AND REGISTERED NET TONNAGE OF VESSELS ARRIVING AT AND DEPARTING FROM CANADIAN PORTS IN COASTWISE SHIPPING, BY PORT AND TYPE OF MOVEMENT - OCT-DEC, 1981

TABLEAU 8. NOMBRE ET JAUGE NETTE ENREGISTRÉE DES NAVIRES À DESTINATION ET EN PROVENANCE DE PORTS CANADIENS AU TITRE DU CABOTAGE, SELON LE PORT ET LE GENRE DE MOUVEMENT - OCT-DEC, 1981

PROVINCE - PORT	(*)	ARRIVED - ARRIVE		DEPARTED - PARTI		TOTAL - TOTAL	
		NUMBER	NET TONNAGE	NUMBER	NET TONNAGE	NUMBER	NET TONNAGE
		NOMBRE	TONNAGE NET	NOMBRE	TONNAGE NET	NOMBRE	TONNAGE NET
NEWFOUNDLAND - TERRE-NEUVE							
ARGENTIA	B	5	2 145	5	1 977	10	4 122
	C	24	9 113	22	8 082	46	17 195
		29	11 258	27	10 059	56	21 317
Y.T.D. - CUMULATIF TOTALS	B	18	8 179	13	21 683	31	29 862
	C	86	49 811	92	36 137	178	85 948
		104	57 990	105	57 820	209	115 810
BAIE VERTE	B	2	723	4	4 748	6	5 471
	C	2	4 025			2	4 025
		4	4 748	4	4 748	8	9 496
Y.T.D. - CUMULATIF TOTALS	B	5	1 707	11	21 388	16	23 095
	C	9	23 289	1	328	10	23 617
		14	24 996	12	21 716	26	46 712
BAY ROBERTS	B	4	1 622	7	2 594	11	4 216
	C	7	2 918	5	2 341	12	5 259
		11	4 540	12	4 935	23	9 475
Y.T.D. - CUMULATIF TOTALS	B	14	5 854	14	16 824	28	22 678
	C	18	18 950	18	7 980	36	26 930
		32	24 804	32	24 804	64	49 608
BELL ISLAND							
Y.T.D. - CUMULATIF TOTALS	B			2	3 264	2	3 264
	C	3	4 904			3	4 904
		3	4 904	2	3 264	5	8 168
HOTWOOD							
Y.T.D. - CUMULATIF TOTALS	B			4	25 772	4	25 772
	C	5	30 793			5	30 793
		5	30 793	4	25 772	9	56 565
Y.T.D. - CUMULATIF TOTALS	B			22	122 486	22	122 486
	C	25	135 385			25	135 385
		25	135 385	22	122 486	47	257 871
BURIN							
Y.T.D. - CUMULATIF TOTALS	B	13	3 759	24	8 527	37	12 286
	C	17	6 416	6	1 648	23	8 064
		30	10 175	30	10 175	60	20 350
Y.T.D. - CUMULATIF TOTALS	B	32	10 253	68	27 124	100	37 377
	C	68	32 538	29	10 747	97	43 285
		100	42 791	97	37 871	197	80 662
BURGED							
Y.T.D. - CUMULATIF TOTALS	B	12	5 670	30	14 426	42	20 096
	C	48	19 193	30	10 437	78	29 630
		60	24 863	60	24 863	120	49 726
Y.T.D. - CUMULATIF TOTALS	B	78	39 421	149	74 178	227	113 599
	C	241	112 463	165	70 919	406	183 382
		319	151 884	314	145 097	633	296 981
CARMANVILLE							
Y.T.D. - CUMULATIF TOTALS	B			1	2 160	1	2 160
	C	1	2 160			1	2 160
		1	2 160	1	2 160	2	4 320
CATALINA							
Y.T.D. - CUMULATIF TOTALS	B	1	1 640	6	8 135	7	8 136
	C	1	1 640			10	16 334
		11	16 335	6	8 135	17	24 470
CLARENVILLE							
Y.T.D. - CUMULATIF TOTALS	B	1	195	2	2 033	3	2 228
	C	3	4 489			3	4 489
		4	4 684	2	2 033	6	6 717
Y.T.D. - CUMULATIF TOTALS	B	1	195	5	6 929	6	7 124
	C	15	20 371			15	20 371
		16	20 566	5	6 929	21	27 495
CORNER BROOK							
Y.T.D. - CUMULATIF TOTALS	B			12	35 800	12	35 800
	C	26	88 320	13	47 167	39	135 487
		26	88 320	25	82 967	51	171 287
Y.T.D. - CUMULATIF TOTALS	B	4	1 282	47	163 484	51	164 766
	C	99	358 902	51	180 252	150	539 154
		103	360 184	98	343 736	201	703 920

B = BALLAST, C = CARGO - CARGAISON.

TABLE 8. NUMBER AND REGISTERED NET TONNAGE OF VESSELS ARRIVING AT AND DEPARTING FROM CANADIAN PORTS IN COASTWISE SHIPPING, BY PORT AND TYPE OF MOVEMENT - OCT-DEC, 1981

TABLEAU 8. NOMBRE ET JAUGE NETTE ENREGISTRÉE DES NAVIRES À DESTINATION ET EN PROVENANCE DE PORTS CANADIENS AU TITRE DU CABOTAGE, SELON LE PORT ET LE GENRE DE MOUVEMENT - OCT-DEC, 1981

PROVINCE - PORT	(*)	ARRIVED - ARRIVE		DEPARTED - PARTI		TOTAL - TOTAL	
		NUMBER	NET TONNAGE	NUMBER	NET TONNAGE	NUMBER	NET TONNAGE
		NOMBRE	TONNAGE NET	NOMBRE	TONNAGE NET	NOMBRE	TONNAGE NET
COME-BY-CHANCE	B C						
Y.T.D. - CUMULATIF TOTALS	B C	1 1	11 860 11 860	1 1	11 860 11 860	1 2	11 860 23 720
FORTJVE	B C	24 20 44	10 501 7 329 17 830	21 25 46	9 890 10 032 19 922	45 45 90	20 391 17 361 37 752
Y.T.D. - CUMULATIF TOTALS	B C	87 98 185	41 419 45 440 86 859	70 111 181	32 031 49 374 81 405	157 209 366	73 450 94 814 168 264
GOOSE BAY	B C	34 34	90 398 90 398	3 34 37	17 928 73 727 91 655	3 68 71	17 928 164 125 182 053
Y.T.D. - CUMULATIF TOTALS	B C	2 121 123	7 039 313 201 320 240	10 115 125	45 719 275 882 321 601	12 236 248	52 758 589 083 641 841
GRAND BANK	B C	9 21 30	2 565 8 019 10 584	17 13 30	6 875 3 709 10 584	26 34 60	9 440 11 728 21 168
Y.T.D. - CUMULATIF TOTALS	B C	16 96 112	7 157 43 887 51 044	54 54 108	25 064 19 420 44 484	70 150 220	32 221 63 307 95 528
HARBOUR BRETON	B C	28 36 64	12 855 15 262 28 117	58 5 63	22 770 2 522 25 292	86 41 127	35 625 17 784 53 409
Y.T.D. - CUMULATIF TOTALS	B C	159 155 314	78 630 75 663 154 293	246 65 311	116 507 31 681 148 188	405 220 625	195 137 107 344 302 481
HARBOUR GRACE	B C	1 1	1 640 1 640			1 1	1 640 1 640
Y.T.D. - CUMULATIF TOTALS	B C	7 7	11 456 11 456	3 3	4 896 4 896	3 7 10	4 896 11 456 16 352
RAMEA	B C	12 54 66	5 927 21 619 27 546	36 30 66	17 068 10 478 27 546	48 84 132	22 995 32 097 55 092
Y.T.D. - CUMULATIF TOTALS	B C	73 254 327	39 253 118 861 158 114	187 135 322	93 219 56 695 149 914	260 389 649	132 472 175 556 308 028
HOLYROOD	B C	3 5 8	6 142 16 284 22 426	4 9 13	9 219 38 312 47 531	7 14 21	15 361 54 596 69 957
Y.T.D. - CUMULATIF TOTALS	B C	14 14 28	58 775 47 624 106 399	12 27 39	37 185 124 445 161 630	26 41 67	95 960 172 069 268 029
LEWISPORTE	B C	11 31 42	13 864 76 363 90 227	10 34 44	23 450 73 461 96 911	21 65 86	37 314 149 824 187 138
Y.T.D. - CUMULATIF TOTALS	B C	16 106 122	16 095 319 435 335 530	27 95 122	81 067 260 141 341 208	43 201 244	97 162 579 576 676 738
LITTLE BAY	B C						
Y.T.D. - CUMULATIF TOTALS	B C	1 2 3	575 7 004 7 579	3 3	7 579 7 579	4 2 6	8 154 7 004 15 158
LONG POND	B C	3 3	7 888 7 888	3 3	7 888 7 888	3 6	7 888 15 776
Y.T.D. - CUMULATIF TOTALS	B C	1 16 17	1 50 364 50 365	17 17	50 365 50 365	18 16 34	50 365 50 364 100 729

B = BALLAST, C = CARGO - CARGAISON.

TABLE 8. NUMBER AND REGISTERED NET TONNAGE OF VESSELS ARRIVING AT AND DEPARTING FROM CANADIAN PORTS IN COASTWISE SHIPPING, BY PORT AND TYPE OF MOVEMENT - OCT-DEC, 1981

TABLEAU 8. NOMBRE ET JUGE NETTE ENREGISTRÉE DES NAVIRES À DESTINATION ET EN PROVENANCE DE PORTS CANADIENS AU TITRE DU CABOTAGE, SELON LE PORT ET LE GENRE DE MOUVEMENT - OCT - DEC, 1981

PROVINCE - PORT	(*)	ARRIVED - ARRIVE		DEPARTED - PARTI		TOTAL - TOTAL	
		NUMBER	NET TONNAGE	NUMBER	NET TONNAGE	NUMBER	NET TONNAGE
		NOMBRE	TONNAGE NET	NOMBRE	TONNAGE NET	NOMBRE	TONNAGE NET
MARYSTOWN	B	18	8 391	25	16 077	43	24 468
	C	35	22 981	24	10 038	59	33 019
		53	31 372	49	26 115	102	57 487
Y.T.D. - CUMULATIF TOTALS	B	76	35 003	73	56 154	149	91 157
	C	124	90 690	120	54 515	244	145 205
		200	125 693	193	110 669	393	236 362
PORT AUX BASQUES	B	10	22 923	11	40 854	21	63 777
	C	162	667 332	98	477 621	260	1 144 953
		172	690 255	109	518 475	281	1 208 730
Y.T.D. - CUMULATIF TOTALS	B	33	43 222	33	110 689	66	153 911
	C	794	3 183 576	470	2 219 971	1 264	5 403 547
		827	3 226 798	503	2 330 660	1 330	5 557 458
PORT HOPE SIMPSON	B	13	5 958	24	11 416	37	17 374
	C	29	13 032	17	7 246	46	20 278
		42	18 990	41	18 662	83	37 652
Y.T.D. - CUMULATIF TOTALS	B	31	13 909	55	24 855	86	38 764
	C	64	28 052	39	16 778	103	44 830
		95	41 961	94	41 633	189	83 594
LONG HARBOUR	B	1	2 706	2	16 248	3	18 954
	C	2	5 415	3	7 182	5	12 597
		3	8 121	5	23 430	8	31 551
Y.T.D. - CUMULATIF TOTALS	B	5	13 530	6	36 894	11	50 424
	C	6	15 228	7	18 006	13	33 234
		11	28 758	13	54 900	24	83 658
ST. ALBANS	B	8	2 338	14	13 464	22	15 802
	C	21	15 239	15	4 113	36	19 352
		29	17 577	29	17 577	58	35 154
Y.T.D. - CUMULATIF TOTALS	B	34	12 344	42	26 655	76	38 999
	C	57	29 343	49	15 032	106	44 375
		91	41 687	91	41 687	182	83 374
ST. JOHNS	B	7	14 294	20	70 359	27	84 653
	C	97	218 770	77	139 567	174	358 337
		104	233 064	97	209 926	201	442 990
Y.T.D. - CUMULATIF TOTALS	B	28	38 288	90	337 464	118	375 752
	C	371	930 491	316	625 999	687	1 556 490
		399	968 779	406	963 463	805	1 932 242
ST. LAWRENCE	B	18	5 200	25	7 665	43	12 865
	C	9	2 919	2	454	11	3 373
		27	8 119	27	8 119	54	16 238
Y.T.D. - CUMULATIF TOTALS	B	47	15 249	83	30 447	130	45 696
	C	40	16 342	4	1 144	44	17 486
		87	31 591	87	31 591	174	63 182
STEPHENVILLE	B	3	37 288	2	3 387	5	40 675
	C	2	8 394			2	8 394
		5	45 682	2	3 387	7	49 069
Y.T.D. - CUMULATIF TOTALS	B	9	104 796	10	17 004	19	121 800
	C	13	27 645			13	27 645
		22	132 441	10	17 004	32	149 445
TILT COVE	B	1	2 160			1	2 160
	C			1	2 160	1	2 160
		1	2 160	1	2 160	2	4 320
Y.T.D. - CUMULATIF TOTALS	B	4	8 796			4	8 796
	C			4	8 796	4	8 796
		4	8 796	4	8 796	8	17 592
NFLD-NES/T-N -NOA	B	763	335 817	1 182	530 471	1 945	866 288
	C	802	358 243	386	165 794	1 188	524 037
		1 565	694 060	1 568	696 265	3 133	1 390 325
Y.T.D. - CUMULATIF TOTALS	B	3 519	1 607 957	5 151	2 380 872	8 670	3 988 829
	C	3 038	1 409 808	1 380	598 019	4 418	2 007 827
		6 557	3 017 765	6 531	2 978 891	13 088	5 996 656
TOTAL - PROVINCE	B	966	503 043	1 545	920 906	2 511	1 423 949
	C	1 497	1 724 034	849	1 096 091	2 346	2 820 125
		2 463	2 227 077	2 394	2 016 997	4 857	4 244 074
Y.T.D. - CUMULATIF TOTALS	B	4 308	2 208 930	6 511	3 994 181	10 819	6 203 111
	C	5 952	7 551 077	3 347	4 682 261	9 299	12 233 338
		10 260	9 760 007	9 858	8 676 442	20 118	18 436 449

B = BACCHET, C = CARGO - CARGAISON.

TABLE 8. NUMBER AND REGISTERED NET TONNAGE OF VESSELS ARRIVING AT AND DEPARTING FROM CANADIAN PORTS IN COASTWISE SHIPPING, BY PORT AND TYPE OF MOVEMENT - OCT-DEC, 1981

TABLEAU 8. NOMBRE ET JAUGE NETTE ENREGISTREE DES NAVIRES A DESTINATION ET EN PROVENANCE DE PORTS CANADIENS AU TITRE DU CABOTAGE, SELON LE PORT ET LE GENRE DE MOUVEMENT - OCT-DEC, 1981

PROVINCE - PORT	(*)	ARRIVED - ARRIVE		DEPARTED - PARTI		TOTAL - TOTAL	
		NUMBER	NET TONNAGE	NUMBER	NET TONNAGE	NUMBER	NET TONNAGE
		NOMBRE	TONNAGE NET	NOMBRE	TONNAGE NET	NOMBRE	TONNAGE NET
PR. EDWARD ISLAND - ILE DU PR. EDOUARD							
CHARLOTTETOWN	B	1	11	21	105 924	22	105 935
	C	21	107 553			21	107 553
		22	107 564	21	105 924	43	213 488
Y.T.D. - CUMULATIF TOTALS	B	51	5 056	142	338 531	193	343 587
	C	94	338 387	1	1 632	95	340 019
		145	343 443	143	340 163	288	683 606
SOURIS							
Y.T.D. - CUMULATIF TOTALS	B	10	3 928	15	14 016	25	17 944
	C	6	13 818	1	3 730	7	17 548
		16	17 746	16	17 746	32	35 492
SUMMERSIDE	B	4	1 960	2	980	6	2 940
	C	2	3 280			2	3 280
		6	5 240	2	980	8	6 220
Y.T.D. - CUMULATIF TOTALS	B	33	3 185	53	43 418	86	46 603
	C	24	38 433			24	38 433
		57	41 618	53	43 418	110	85 036
PEI-NES/IPE-NDA	B	4	3 953	4	4 357	8	8 310
	C	1	3 374	1	2 970	2	6 344
		5	7 327	5	7 327	10	14 654
Y.T.D. - CUMULATIF TOTALS	B	21	7 912	31	15 245	52	23 157
	C	12	14 033	2	6 700	14	20 733
		33	21 945	33	21 945	66	43 890
TOTAL - PROVINCE	B	9	5 924	27	111 261	36	117 185
	C	24	114 207	1	2 970	25	117 177
		33	120 131	28	114 231	61	234 362
Y.T.D. - CUMULATIF TOTALS	B	115	20 081	241	411 210	356	431 291
	C	136	404 671	4	12 062	140	416 733
		251	424 752	245	423 272	496	848 024
NOVA SCOTIA - NOUVELLE-ECOSSE							
BRIDGEWATER							
Y.T.D. - CUMULATIF TOTALS	B	6	161	13	11 738	19	11 899
	C	17	11 577			7	11 577
		13	11 738	13	11 738	26	23 476
JIGBY	B	4	273	6	3 866	10	4 139
	C	4	5 024			4	5 024
		8	5 297	6	3 866	14	9 163
Y.T.D. - CUMULATIF TOTALS	B	21	1 283	39	23 582	60	24 865
	C	20	23 730			20	23 730
		41	25 013	39	23 582	80	48 595
HALIFAX	B	59	231 910	19	52 879	78	284 789
	C	45	128 383	91	328 121	136	456 504
		104	360 293	110	381 000	214	741 293
Y.T.D. - CUMULATIF TOTALS	B	250	877 762	115	435 335	365	1 313 097
	C	203	625 807	376	1 188 837	579	1 814 644
		453	1 503 569	491	1 624 172	944	3 127 741
HANTSPORT							
Y.T.D. - CUMULATIF TOTALS	B			1	2 160	1	2 160
	C			1	2 160	1	2 160
LITTLE NARROWS	B	5	50 811			5	50 811
	C			3	36 791	3	36 791
		5	50 811	3	36 791	8	87 602
Y.T.D. - CUMULATIF TOTALS	B	14	151 484			14	151 484
	C			11	135 304	11	135 304
		14	151 484	11	135 304	25	286 788

B = BALLAST, C = CARGO - CARGAISON.

TABLE 8. NUMBER AND REGISTERED NET TONNAGE OF VESSELS ARRIVING AT AND DEPARTING FROM CANADIAN PORTS IN COASTWISE SHIPPING, BY PORT AND TYPE OF MOVEMENT - OCT-DEC, 1981

TABLEAU 8. NOMBRE ET JAUGE NETTE ENREGISTREE DES NAVIRES A DESTINATION ET EN PROVENANCE DE PORTS CANADIENS AU TITRE DU CABOTAGE, SELON LE PORT ET LE GENRE DE MOUVEMENT - OCT-DEC, 1981

PROVINCE - PORT	(*)	ARRIVED - ARRIVE		DEPARTED - PARTI		TOTAL - TOTAL	
		NUMBER	NET TONNAGE	NUMBER	NET TONNAGE	NUMBER	NET TONNAGE
		NOMBRE	TONNAGE NET	NOMBRE	TONNAGE NET	NOMBRE	TONNAGE NET
LIVERPOOL	B	1	36	3	5 339	4	5 375
	C	2	5 303			2	5 303
		3	5 339	3	5 339	6	10 678
Y.T.D. - CUMULATIF TOTALS	B	7	294	15	24 216	22	24 510
	C	8	23 922			8	23 922
		15	24 216	15	24 216	30	48 432
MARGARETSVILLE	B	7	587	15	8 475	22	9 062
	C	7	7 819			7	7 819
		14	8 406	15	8 475	29	16 881
Y.T.D. - CUMULATIF TOTALS	B	28	1 943	56	33 219	84	35 162
	C	28	31 276			28	31 276
		56	33 219	56	33 219	112	66 438
MULGRAVE	B	4	255	4	255	8	510
	C						
		4	255	4	255	8	510
Y.T.D. - CUMULATIF TOTALS	B	11	3 650	10	3 649	21	7 299
	C						
		11	3 650	10	3 649	21	7 299
NORTH SYDNEY	B	4	13 966	5	24 728	9	38 694
	C	77	493 376	139	654 602	216	1 147 978
		81	507 342	144	679 330	225	1 186 672
Y.T.D. - CUMULATIF TOTALS	B	9	47 326	13	55 897	22	103 223
	C	353	2 217 309	675	3 110 382	1 028	5 327 691
		362	2 264 635	688	3 166 279	1 050	5 430 914
PICOU	B	2	85	4	11 357	6	11 442
	C	2	11 272			2	11 272
		4	11 357	4	11 357	8	22 714
Y.T.D. - CUMULATIF TOTALS	B	6	1 087	14	28 301	20	29 388
	C	7	26 245			7	26 245
		13	27 332	14	28 301	27	55 633
PORT HAWKESBURY	B	8	23 901	9	34 370	17	58 271
	C	16	83 754	11	60 807	27	144 561
		24	107 655	20	95 177	44	202 832
Y.T.D. - CUMULATIF TOTALS	B	33	111 563	51	287 340	84	398 903
	C	69	482 198	46	373 301	115	855 499
		102	593 761	97	660 641	199	1 254 402
PUGWASH	B	12	29 387			12	29 387
	C			15	39 587	15	39 587
		12	29 387	15	39 587	27	68 974
Y.T.D. - CUMULATIF TOTALS	B	58	137 256	1	14	59	137 270
	C			60	147 442	60	147 442
		58	137 256	61	147 456	119	284 712
SHELBURNE	B	7	2 021	10	6 450	17	8 471
	C	5	6 141			5	6 141
		12	8 162	10	6 450	22	14 612
Y.T.D. - CUMULATIF TOTALS	B	33	5 643	50	42 220	83	47 863
	C	17	22 510			17	22 510
		50	28 153	50	42 220	100	70 373
SYDNEY	B	4	1 770	29	221 930	33	223 700
	C	26	195 839	1	1 741	27	197 580
		30	197 609	30	223 671	60	421 280
Y.T.D. - CUMULATIF TOTALS	B	9	34 055	83	518 552	92	552 607
	C	87	534 169	4	5 366	91	539 535
		96	568 224	87	523 918	183	1 092 142
WEYMOUTH	B	2	980	1	11	3	991
	C			1	969	1	969
		2	980	2	980	4	1 960
Y.T.D. - CUMULATIF TOTALS	B	69	33 331	36	1 354	105	34 685
	C			34	32 946	34	32 946
		69	33 331	70	34 300	139	67 631
YARMOUTH	B	3	156	8	4 974	11	5 130
	C	3	3 617			3	3 617
		6	3 773	8	4 974	14	8 747
Y.T.D. - CUMULATIF TOTALS	B	20	1 080	41	26 060	61	27 140
	C	20	24 979			20	24 979
		40	26 059	41	26 060	81	52 119

B = BALLAST, C = CARGO - CARGAISON.

TABLE 8. NUMBER AND REGISTERED NET TONNAGE OF VESSELS ARRIVING AT AND DEPARTING FROM CANADIAN PORTS IN COASTWISE SHIPPING, BY PORT AND TYPE OF MOVEMENT - OCT-DEC, 1981

TABLÉAJ 8. NOMBRE ET JAUGE NETTE ENREGISTRÉE DES NAVIRES À DESTINATION ET EN PROVENANCE DE PORTS CANADIENS AU TITRE DU CABOTAGE, SELON LE PORT ET LE GENRE DE MOUVEMENT - OCT-DEC, 1981

PROVINCE - PORT	(*)	ARRIVED - ARRIVE		DEPARTED - PARTI		TOTAL - TOTAL	
		NUMBER	NET TONNAGE	NUMBER	NET TONNAGE	NUMBER	NET TONNAGE
		NOMBRE	TONNAGE NET	NOMBRE	TONNAGE NET	NOMBRE	TONNAGE NET
NS.-NES/N-E.-NDA	B	5	3 854	4	124	9	3 978
	C			1	3 730	1	3 730
		5	3 854	5	3 854	10	7 708
Y.T.D. - CUMULATIF TOTALS	B	96	74 943	53	625	149	75 568
	C			43	77 204	43	77 204
		96	74 943	96	77 829	192	152 772
TOTAL - PROVINCE	B	127	359 992	117	374 758	244	734 750
	C	187	940 528	262	1 126 348	449	2 066 876
		314	1 300 520	379	1 501 106	693	2 801 626
Y.T.D. - CUMULATIF TOTALS	B	670	1 482 861	590	1 492 102	1 260	2 974 963
	C	819	4 023 722	1 250	5 072 942	2 069	9 096 664
		1 489	5 506 583	1 840	6 565 044	3 329	12 071 627
NEW BRUNSWICK - NOUVEAU-BRUNSWICK							
BATHURST	B	2	85	6	15 814	8	15 899
	C	4	15 729			4	15 729
		6	15 814	6	15 814	12	31 628
Y.T.D. - CUMULATIF TOTALS	B	10	3 035	32	90 816	42	93 851
	C	22	87 781			22	87 781
		32	90 816	32	90 816	64	181 632
BELLEDUNE	B			7	65 373	7	65 373
	C	4	12 076			4	12 076
		4	12 076	7	65 373	11	77 449
Y.T.D. - CUMULATIF TOTALS	B			22	183 476	22	183 476
	C	15	51 176			15	51 176
		15	51 176	22	183 476	37	234 652
CAMPBELLTON	B			1	1 632	1	1 632
	C	1	1 632			1	1 632
		1	1 632	1	1 632	2	3 264
Y.T.D. - CUMULATIF TOTALS	B			2	3 264	2	3 264
	C	2	3 264			2	3 264
		2	3 264	2	3 264	4	6 528
CARAQUET	B	2	3 733	2	1 635	4	5 368
	C	1	1 632	1	3 730	2	5 362
		3	5 365	3	5 365	6	10 730
Y.T.D. - CUMULATIF TOTALS	B	7	11 357	8	6 458	15	17 815
	C	4	6 291	3	11 190	7	17 481
		11	17 648	11	17 648	22	35 296
CHATHAM	B	1	64	13	29 320	14	29 384
	C	12	29 256			12	29 256
		13	29 320	13	29 320	26	58 640
Y.T.D. - CUMULATIF TOTALS	B	2	1 735	36	100 778	38	102 513
	C	34	99 043			34	99 043
		36	100 778	36	100 778	72	201 556
JALHOUSTIE	B	1	1	4	11 274	5	11 275
	C	1	5 636			1	5 636
		2	5 637	4	11 274	6	16 911
Y.T.D. - CUMULATIF TOTALS	B	2	2	9	39 261	11	39 263
	C	7	39 259			7	39 259
		9	39 261	9	39 261	18	78 522
GRAND MANAN	B	1	69	2	1 464	3	1 533
	C	1	1 395			1	1 395
		2	1 464	2	1 464	4	2 928
Y.T.D. - CUMULATIF TOTALS	B	12	736	24	14 974	36	15 710
	C	12	14 238			12	14 238
		24	14 974	24	14 974	48	29 948
NEWCASTLE	B			13	37 313	13	37 313
	C	14	38 984			14	38 984
		14	38 984	13	37 313	27	76 297
Y.T.D. - CUMULATIF TOTALS	B	1	3 177	33	99 758	34	102 935
	C	32	96 991			32	96 991
		33	100 168	33	99 758	66	199 926
SAINT JOHN	B	69	189 840	36	41 234	105	231 074
	C	14	64 952	49	236 654	63	301 606
		83	254 792	85	277 888	168	532 680
Y.T.D. - CUMULATIF TOTALS	B	307	910 661	176	208 854	483	1 119 515
	C	63	367 532	214	1 045 561	277	1 413 093
		370	1 278 193	390	1 254 415	760	2 532 608

B = BALLAST, C = CARGO - CARGAISON.

TABLE 8. NUMBER AND REGISTERED NET TONNAGE OF VESSELS ARRIVING AT AND DEPARTING FROM CANADIAN PORTS IN COASTWISE SHIPPING, BY PORT AND TYPE OF MOVEMENT - OCT-DEC, 1981

TABLEAU 8. NOMBRE ET JAUGE NETTE ENREGISTRÉE DES NAVIRES À DESTINATION ET EN PROVENANCE DE PORTS CANADIENS AU TITRE DU CABOTAGE, SELON LE PORT ET LE GENRE DE MOUVEMENT - OCT-DEC, 1981

PROVINCE - PORT	(*)	ARRIVED - ARRIVE		DEPARTED - PARTI		TOTAL - TOTAL	
		NUMBER	NET TONNAGE	NUMBER	NET TONNAGE	NUMBER	NET TONNAGE
		NOMBRE	TONNAGE NET	NOMBRE	TONNAGE NET	NOMBRE	TONNAGE NET
N.B. - NES/NDA	B			2	2 162	2	2 162
	C	1	1 632			1	1 632
		1	1 632	2	2 162	3	3 794
Y.T.D. - CUMULATIF TOTALS	B	6	7 686	11	11 583	17	19 269
	C	6	7 627	2	7 460	8	15 087
		12	15 313	13	19 043	25	34 356
TOTAL - PROVINCE	B	76	193 792	86	207 221	162	401 013
	C	53	172 924	50	240 384	103	413 308
		129	366 716	136	447 605	265	814 321
Y.T.D. - CUMULATIF TOTALS	B	347	938 389	353	759 222	700	1 697 611
	C	197	773 202	219	1 064 211	416	1 837 413
		544	1 711 591	572	1 823 433	1 116	3 535 024
QUEBEC - QUEBEC							
BAIE COMEAU	B	3	9 423	55	546 289	58	555 712
	C	82	554 738	46	206 096	128	760 834
		85	564 161	101	752 385	186	1 316 546
Y.T.D. - CUMULATIF TOTALS	B	35	34 919	241	1 883 891	276	1 918 810
	C	316	1 796 922	188	825 911	504	2 622 833
		351	1 831 841	429	2 709 802	780	4 541 643
BECANCOUR	B	3	13 336	2	7 460	5	20 796
	C			1	266	1	266
		3	13 336	3	7 726	6	21 062
Y.T.D. - CUMULATIF TOTALS	B	5	15 260	6	20 209	11	35 469
	C	4	5 938	2	717	6	6 655
		9	21 198	8	20 926	17	42 124
BLANC SABLON	B	1	250	2	3 342	3	3 592
	C	23	12 033	22	8 941	45	20 974
		24	12 283	24	12 283	48	24 566
Y.T.D. - CUMULATIF TOTALS	B	1	250	12	10 760	13	11 010
	C	80	38 921	70	28 952	150	67 873
		81	39 171	82	39 712	163	78 883
BLACK CAPE	B			2	5 474	2	5 474
	C	2	5 474			2	5 474
		2	5 474	2	5 474	4	10 948
Y.T.D. - CUMULATIF TOTALS	B	8	24 774	8	24 774	8	24 774
	C	8	24 774	8	24 774	16	49 548
CARLETON							
CHANDLER	B			1	4 109	1	4 109
	C	1	4 109			1	4 109
		1	4 109	1	4 109	2	8 218
Y.T.D. - CUMULATIF TOTALS	B			5	19 882	5	19 882
	C	5	19 882			5	19 882
		5	19 882	5	19 882	10	39 764
CHICOUTIMI	B			34	118 789	34	118 789
	C	34	118 789	1	4 102	35	122 891
		34	118 789	35	122 891	69	241 680
Y.T.D. - CUMULATIF TOTALS	B	1	451	93	320 693	94	321 144
	C	106	333 836	2	4 553	108	338 389
		107	334 287	95	325 246	202	659 533
FORESTVILLE	B	42	114 209	23	4 571	65	118 780
	C	2	3 668	21	113 306	23	116 974
		44	117 877	44	117 877	88	235 754
Y.T.D. - CUMULATIF TOTALS	B	187	505 816	102	16 498	289	522 314
	C	8	12 463	93	501 781	101	514 244
		195	518 279	195	518 279	390	1 036 558
CASPE	B	5	7 058	10	40 349	15	47 407
	C	9	40 484	5	9 353	14	49 837
		14	47 542	15	49 702	29	97 244
Y.T.D. - CUMULATIF TOTALS	B	29	35 086	45	204 838	74	239 924
	C	37	204 751	21	34 999	58	239 750
		66	239 837	66	239 837	132	479 674

B = BALLAST, C = CARGO - CARGAISON.

TABLE 8. NUMBER AND REGISTERED NET TONNAGE OF VESSELS ARRIVING AT AND DEPARTING FROM CANADIAN PORTS IN COASTWISE SHIPPING, BY PORT AND TYPE OF MOVEMENT - OCT-DEC, 1981

TABLEAU 8. NOMBRE ET JAUGE NETTE ENREGISTRÉE DES NAVIRES À DESTINATION ET EN PROVENANCE DE PORTS CANADIENS AU TITRE DU CABOTAGE, SELON LE PORT ET LE GENRE DE MOUVEMENT - OCT-DEC, 1981

PROVINCE - PORT	(*)	ARRIVED - ARRIVE		DEPARTED - PARTI		TOTAL - TOTAL	
		NUMBER	NET TONNAGE	NUMBER	NET TONNAGE	NUMBER	NET TONNAGE
		NOMBRE	TONNAGE NET	NOMBRE	TONNAGE NET	NOMBRE	TONNAGE NET
GRINDSTONE	B	1	14	4	8 578	5	8 592
	C	15	15 764	9	3 528	24	19 292
		16	15 778	13	12 106	29	27 884
Y.T.D. - CUMULATIF TOTALS	B	12	2 519	32	51 208	44	53 727
	C	63	71 651	38	16 010	101	87 661
		75	74 170	70	67 218	145	141 388
HAVRE ST. PIERRE	B	6	3 025	4	4 908	10	7 933
	C	18	10 324	20	8 441	38	18 765
		24	13 349	24	13 349	48	26 698
Y.T.D. - CUMULATIF TOTALS	B	64	681 627	16	42 409	80	724 036
	C	77	66 120	126	716 500	203	782 620
		141	747 747	142	758 909	283	1 506 656
MATAVE	B	4	5 312	3	14 209	7	19 521
	C	48	220 039	49	211 142	97	431 181
		52	225 351	52	225 351	104	450 702
Y.T.O. - CUMULATIF TOTALS	B	23	34 406	15	58 261	38	92 667
	C	195	881 581	203	857 726	398	1 739 307
		218	915 987	218	915 987	436	1 831 974
MONT LOUIS	B			2	7 013	2	7 013
	C	2	7 013			2	7 013
		2	7 013	2	7 013	4	14 026
Y.T.D. - CUMULATIF TOTALS	B	9	8 769	12	23 887	21	32 656
	C	8	23 528	5	8 410	13	31 938
		17	32 297	17	32 297	34	64 594
MONTREAL	B	253	781 234	145	850 650	398	1 631 884
	C	176	1 064 032	251	729 737	427	1 793 769
		429	1 845 266	396	1 580 387	825	3 425 653
Y.T.D. - CUMULATIF TOTALS	B	812	2 444 184	494	3 075 027	1 306	5 519 211
	C	582	3 396 706	914	2 837 094	1 496	6 233 800
		1 394	5 840 890	1 408	5 912 121	2 802	11 753 011
CONTRECOEUR	B	12	54 305	15	171 618	27	225 923
	C	12	161 486	7	19 669	19	181 155
		24	215 791	22	191 287	46	407 078
Y.T.D. - CUMULATIF TOTALS	B	33	100 657	76	739 359	109	840 016
	C	54	562 775	24	37 627	78	600 402
		87	663 432	100	776 986	187	1 440 418
LANORAIE	B			1	694	1	694
	C	1	694			1	694
		1	694	1	694	2	1 388
Y.T.D. - CUMULATIF TOTALS	B			4	2 776	4	2 776
	C	4	2 776			4	2 776
		4	2 776	4	2 776	8	5 552
VARENVES	B			3	10 338	3	10 338
	C	2	6 892			2	6 892
		2	6 892	3	10 338	5	17 230
Y.T.D. - CUMULATIF TOTALS	B	10	21 574	5	15 801	15	37 375
	C	4	13 967	9	19 740	13	33 707
		14	35 541	14	35 541	28	71 082
NEW RICHMOND	B	1	1	2	5 637	3	5 638
	C	1	5 636			1	5 636
		2	5 637	2	5 637	4	11 274
Y.T.D. - CUMULATIF TOTALS	B	2	2	18	52 238	20	52 240
	C	15	52 235			15	52 235
		17	52 237	18	52 238	35	104 475
PASPEBIAC	B			3	9 179	3	9 179
	C	3	9 179			3	9 179
		3	9 179	3	9 179	6	18 358
Y.T.O. - CUMULATIF TOTALS	B	3	169	11	15 431	14	15 600
	C	8	15 262			8	15 262
		11	15 431	11	15 431	22	30 862
POINT AU PIC	B	1	1 741	2	2 192	3	3 933
	C	1	451			1	451
		2	2 192	2	2 192	4	4 384
Y.T.D. - CUMULATIF TOTALS	B	14	7 298	7	4 077	21	11 375
	C	4	1 434	11	3 365	15	4 799
		18	8 732	18	7 442	36	16 174

B = BALLAST, C = CARGO - CARGAISON.

TABLE 8. NUMBER AND REGISTERED NET TONNAGE OF VESSELS ARRIVING AT AND DEPARTING FROM CANADIAN PORTS IN COASTWISE SHIPPING, BY PORT AND TYPE OF MOVEMENT - OCT-DEC, 1981

TABLEAU 8. NOMBRE ET JAUGE NETTE ENREGISTREE DES NAVIRES A DESTINATION ET EN PROVENANCE DE PORTS CANADIENS AU TITRE DU CABOTAGE, SELON LE PORT ET LE GENRE DE MOUVEMENT - OCT-DEC, 1981

PROVINCE - PORT	(*)	ARRIVED - ARRIVE		DEPARTED - PARTI		TOTAL - TOTAL	
		NUMBER	NET TONNAGE	NUMBER	NET TONNAGE	NUMBER	NET TONNAGE
		NOMBRE	TONNAGE NET	NOMBRE	TONNAGE NET	NOMBRE	TONNAGE NET
PORT ALFRED	B	1	3 804	15	74 115	16	77 919
	C	14	51 212	1	3 804	15	55 016
		15	55 016	16	77 919	31	132 935
Y.T.D. - CUMULATIF TOTALS	B	5	11 021	78	283 437	83	294 458
	C	72	194 930	1	3 804	73	198 734
		77	205 951	79	287 241	156	493 192
PORT CARTIER	B	20	293 707	62	633 861	82	927 568
	C	42	408 808	15	225 103	57	633 911
		62	702 515	77	858 964	139	1 561 479
Y.T.D. - CUMULATIF TOTALS	B	106	1 262 389	211	2 118 808	317	3 381 197
	C	135	1 337 054	50	612 694	185	1 949 748
		241	2 599 443	261	2 731 502	502	5 330 945
PORT MENIER	B	2	614	5	3 716	7	4 330
	C	5	5 263	1	521	6	5 784
		7	5 877	6	4 237	13	10 114
Y.T.D. - CUMULATIF TOTALS	B	44	16 376	30	9 051	74	25 427
	C	13	10 527	24	14 774	37	25 301
		57	26 903	54	23 825	111	50 728
QUEBEC	B	86	248 182	168	1 085 475	254	1 333 657
	C	126	942 965	48	177 053	174	1 120 018
		212	1 191 147	216	1 262 528	428	2 453 675
Y.T.D. - CUMULATIF TOTALS	B	308	878 972	583	3 381 931	891	4 260 903
	C	422	2 976 524	182	637 659	604	3 614 183
		730	3 855 496	765	4 019 590	1 495	7 875 086
RIMOJSKI	B	8	9 184	29	94 290	37	103 474
	C	46	101 996	25	16 890	71	118 886
		54	111 180	54	111 180	108	222 360
Y.T.D. - CUMULATIF TOTALS	B	25	21 438	89	320 709	114	342 147
	C	146	343 409	82	47 665	228	391 074
		171	364 847	171	368 374	342	733 221
RIVIERE DU LOUP	B			3	6 950	3	6 950
	C	3	6 950			3	6 950
		3	6 950	3	6 950	6	13 900
Y.T.D. - CUMULATIF TOTALS	B			9	34 945	9	34 945
	C	9	34 945			9	34 945
		9	34 945	9	34 945	18	69 890
STE. ANNE DES MONTS	B						
	C						
Y.T.D. - CUMULATIF TOTALS	B	14	23 548	1	265	15	23 813
	C	1	265	14	23 548	15	23 813
		15	23 813	15	23 813	30	47 626
ST. AUGUSTIN	B			8	5 388	8	5 388
	C	22	11 984	13	6 145	35	18 129
		22	11 984	21	11 533	43	23 517
Y.T.D. - CUMULATIF TOTALS	B	5	1 614	16	12 015	21	13 629
	C	66	35 258	52	23 296	118	58 554
		71	36 872	68	35 311	139	72 183
SEPT ILES	B	71	586 401	59	128 675	130	715 076
	C	60	81 155	36	117 636	96	198 791
		131	667 556	95	246 311	226	913 867
Y.T.D. - CUMULATIF TOTALS	B	298	2 716 080	238	503 594	536	3 219 674
	C	245	400 406	119	428 921	364	829 327
		543	3 116 486	357	932 515	900	4 049 001
POINTE NOIRE	B	34	449 367	5	36 349	39	485 716
	C	4	17 515	16	212 842	20	230 357
		38	466 882	21	249 191	59	716 073
Y.T.D. - CUMULATIF TOTALS	B	195	2 462 475	16	111 816	211	2 574 291
	C	17	72 083	92	1 162 003	109	1 234 086
		212	2 534 558	108	1 273 819	320	3 808 377
SOREL	B	46	137 761	67	266 486	113	404 247
	C	35	227 402	1	2 791	36	230 193
		81	365 163	68	269 277	149	634 440
Y.T.D. - CUMULATIF TOTALS	B	151	437 069	248	1 513 414	399	1 950 483
	C	135	1 306 785	3	9 490	138	1 316 275
		286	1 743 854	251	1 522 904	537	3 266 758

B = BALLAST, C = CARGO - CARGAISON.

TABLE 8. NUMBER AND REGISTERED NET TONNAGE OF VESSELS ARRIVING AT AND DEPARTING FROM CANADIAN PORTS IN COASTWISE SHIPPING, BY PORT AND TYPE OF MOVEMENT - OCT-DEC, 1981

TABLEAU 8. NOMBRE ET JAUGE NETTE ENREGISTREE DES NAVIRES A DESTINATION ET EN PROVENANCE DE PORTS CANADIENS AU TITRE DU CABOTAGE, SELON LE PORT ET LE GENRE DE MOUVEMENT - OCT - DEC, 1981

PROVINCE - PORT	(*)	ARRIVED - ARRIVE		DEPARTED - PARTI		TOTAL - TOTAL	
		NUMBER	NET TONNAGE	NUMBER	NET TONNAGE	NUMBER	NET TONNAGE
		NOMBRE	TONNAGE NET	NOMBRE	TONNAGE NET	NOMBRE	TONNAGE NET
TROIS RIVIERES	B	34	209 746	78	491 765	112	701 511
	C	49	305 705	1	2 160	50	307 865
		83	515 451	79	493 925	162	1 009 376
Y.T.D. - CUMULATIF TOTALS	B	77	489 811	217	1 475 847	294	1 965 658
	C	123	751 008	1	2 160	124	753 168
		200	1 240 819	218	1 478 007	418	2 718 826
VALLEYFIELD	B	4	30 863			4	30 863
	C	1	3 832	1	3 832	2	7 664
		5	34 695	1	3 832	6	38 527
Y.T.D. - CUMULATIF TOTALS	B	8	34 812	4	3 949	12	38 761
	C	4	15 740	5	18 184	9	33 924
		12	50 552	9	22 133	21	72 685
QUEBEC-NORTH/NORD	B			1	1 741	1	1 741
	C	2	1 082	2	1 082	4	2 164
		2	1 082	3	2 823	5	3 905
Y.T.D. - CUMULATIF TOTALS	B	7	15 092	33	78 670	40	93 762
	C	41	85 131	14	19 812	55	104 943
		48	100 223	47	98 482	95	198 705
QUEBEC-NES/NOA	B	28	30 162	64	58 320	92	88 482
	C	192	97 869	154	67 510	346	165 379
		220	128 031	218	125 830	438	253 861
Y.T.D. - CUMULATIF TOTALS	B	96	57 899	217	148 920	313	206 819
	C	649	305 579	529	229 325	1 178	534 904
		745	363 478	746	378 245	1 491	741 723
TOTAL - PROVINCE	B	666	2 989 699	877	4 702 530	1 543	7 692 229
	C	1 033	4 504 543	746	2 151 950	1 779	6 656 493
		1 699	7 494 242	1 623	6 854 480	3 322	14 348 722
Y.T.D. - CUMULATIF TOTALS	B	2 579	12 321 583	3 193	16 579 687	5 772	28 901 270
	C	3 657	15 395 463	2 874	9 126 720	6 531	24 522 183
		6 236	27 717 046	6 067	25 706 407	12 303	53 423 453
ONTARIO -							
ONTARIO							
AMHERSTBURG	B	4	13 784			4	13 784
	C			4	13 784	4	13 784
		4	13 784	4	13 784	8	27 568
Y.T.D. - CUMULATIF TOTALS	B	32	115 274			32	115 274
	C	1	4 102	35	126 566	36	130 668
		33	119 376	35	126 566	68	245 942
BADGELEY ISLAND	B	5	55 864			5	55 864
	C			7	78 092	7	78 092
		5	55 864	7	78 092	12	133 956
Y.T.D. - CUMULATIF TOTALS	B	13	147 133			13	147 133
	C			20	229 050	20	229 050
		13	147 133	20	229 050	33	376 183
BELLEVILLE	B						
	C						
Y.T.D. - CUMULATIF TOTALS	B	1	84	1	84	2	168
	C						
		1	84	1	84	2	168
BRITT	B			14	34 428	14	34 428
	C	14	34 428			14	34 428
		14	34 428	14	34 428	28	68 856
Y.T.D. - CUMULATIF TOTALS	B			21	59 806	21	59 806
	C	21	59 806			21	59 806
		21	59 806	21	59 806	42	119 612
BATH	B	11	41 261			11	41 261
	C			12	45 012	12	45 012
		11	41 261	12	45 012	23	86 273
Y.T.D. - CUMULATIF TOTALS	B	46	172 546			46	172 546
	C			49	183 799	49	183 799
		46	172 546	49	183 799	95	356 345
BYNG INLET	B						
	C						
Y.T.D. - CUMULATIF TOTALS	B			8	16 488	8	16 488
	C	8	16 488			8	16 488
		8	16 488	8	16 488	16	32 976

B = BALLAST, C = CARGO - CARGAISON.

TABLE B. NUMBER AND REGISTERED NET TONNAGE OF VESSELS ARRIVING AT AND DEPARTING FROM CANADIAN PORTS IN COASTWISE SHIPPING, BY PORT AND TYPE OF MOVEMENT - OCT-DEC, 1981

TABLEAU B. NOMBRE ET JAUGE NETTE ENREGISTREE DES NAVIRES A DESTINATION ET EN PROVENANCE DE PORTS CANADIENS AU TITRE DU CABOTAGE, SELON LE PORT ET LE GENRE DE MOUVEMENT - OCT-DEC, 1981

PROVINCE - PORT	(*)	ARRIVED - ARRIVE		DEPARTED - PARTI		TOTAL - TOTAL	
		NUMBER	NET TONNAGE	NUMBER	NET TONNAGE	NUMBER	NET TONNAGE
		NOMBRE	TONNAGE NET	NOMBRE	TONNAGE NET	NOMBRE	TONNAGE NET
CARDINAL	B	1	8 718	3	15 039	4	23 757
	C	1	8 718	3	15 039	4	23 757
Y.T.D. - CUMULATIF TOTALS	B	1	8 718	11	33 447	12	42 165
	C	2	3 196	2	3 196	2	3 196
		3	11 914	11	33 447	14	45 361
CLARKSON	B	13	52 558	34	301 333	47	353 891
	C	33	294 417	12	52 550	45	346 967
		46	346 975	46	353 883	92	700 858
Y.T.D. - CUMULATIF TOTALS	B	60	233 695	86	782 884	146	1 016 579
	C	85	766 311	61	245 768	146	1 012 079
		145	1 000 006	147	1 028 652	292	2 028 658
COLBORNE	B	32	291 680			32	291 680
	C	32	291 680	32	291 680	32	291 680
Y.T.D. - CUMULATIF TOTALS	B	82	747 430	83	756 545	82	747 430
	C	82	747 430	83	756 545	83	756 545
						165	1 503 975
DOLLINGWOOD	B	2	8 694	3	6 717	5	15 411
	C	3	6 717	1	6 455	4	13 172
		5	15 411	4	13 172	9	28 583
Y.T.D. - CUMULATIF TOTALS	B	4	18 698	15	60 618	19	79 316
	C	12	38 071	2	13 722	14	51 793
		16	56 769	17	74 340	33	131 109
CORNWALL	B			2	7 434	2	7 434
	C	4	21 985	4	21 985	4	21 985
Y.T.D. - CUMULATIF TOTALS	B	2	128	15	41 776	17	41 904
	C	16	60 283	16	60 283	16	60 283
		18	60 411	15	41 776	33	102 187
COURTBOURNE	B	1	4 701	3	37 941	4	42 642
	C	1	4 701	3	37 941	4	42 642
Y.T.D. - CUMULATIF TOTALS	B	1	4 701	4	54 339	5	59 040
	C	1	4 701	4	54 339	5	59 040
CUTLER	B			3	9 303	3	9 303
	C	3	9 303	3	9 303	3	9 303
Y.T.D. - CUMULATIF TOTALS	B	5	15 505	5	15 505	5	15 505
	C	5	15 505	5	15 505	5	15 505
						10	31 010
GODERICH	B	16	182 237	8	34 762	24	216 999
	C	9	37 553	15	176 478	24	214 031
		25	219 790	23	211 240	48	431 030
Y.T.D. - CUMULATIF TOTALS	B	33	385 996	24	103 489	57	489 485
	C	29	121 884	39	454 729	68	576 613
		62	507 880	63	558 218	125	1 066 098
HAMILTON	B	21	169 008	38	334 698	59	503 706
	C	32	300 434	27	117 930	59	418 364
		53	469 442	65	452 628	118	922 070
Y.T.D. - CUMULATIF TOTALS	B	66	260 352	204	1 874 435	270	2 134 787
	C	199	2 106 912	78	326 672	277	2 433 584
		265	2 367 264	282	2 201 107	547	4 568 371
KINGSTON	B	6	14 838	10	35 783	16	50 621
	C	6	54 796	1	13 324	7	68 120
		12	69 634	11	49 107	23	118 741
Y.T.D. - CUMULATIF TOTALS	B	18	45 852	45	144 081	63	189 933
	C	29	143 895	4	43 603	33	187 498
		47	189 747	49	187 684	96	377 431
KINGSVILLE	B	19	228			19	228
	C	19	228	19	228	19	228
Y.T.D. - CUMULATIF TOTALS	B	63	756	1	11 114	64	11 870
	C	3	33 342	63	756	66	34 098
		66	34 098	64	11 870	130	45 968

B = BALLAST, C = CARGO - CARGAISON.

TABLE B. NUMBER AND REGISTERED NET TONNAGE OF VESSELS ARRIVING AT AND DEPARTING FROM CANADIAN PORTS IN COASTWISE SHIPPING, BY PORT AND TYPE OF MOVEMENT - OCT-DEC, 1981

TABLEAU B. NOMBRE ET JAUGE NETTE ENREGISTREE DES NAVIRES A DESTINATION ET EN PROVENANCE DE PORTS CANADIENS AU TITRE DU CABOTAGE, SELON LE PORT ET LE GENRE DE MOUVEMENT - OCT-DEC, 1981

PROVINCE - PORT	(*)	ARRIVED - ARRIVE		DEPARTED - PARTI		TOTAL - TOTAL	
		NUMBER	NET TONNAGE	NUMBER	NET TONNAGE	NUMBER	NET TONNAGE
		NOMBRE	TONNAGE NET	NOMBRE	TONNAGE NET	NOMBRE	TONNAGE NET
LITTLE CURRENT	B	1	11 261	3	5 502	4	16 763
	C	3	5 502			3	5 502
		4	16 763	3	5 502	7	22 265
Y.T.D. - CUMULATIF TOTALS	B	1	11 261	9	22 181	10	33 442
	C	10	25 945			10	25 945
		11	37 206	9	22 181	20	59 387
MARATHON	B			5	27 858	5	27 858
	C	4	16 597			4	16 597
		4	16 597	5	27 858	9	44 455
Y.T.D. - CUMULATIF TOTALS	B			17	102 955	17	102 955
	C	13	50 949			13	50 949
		13	50 949	17	102 955	30	153 904
MICHIGICOTEN HARBOUR	B			4	61 233	4	61 233
	C	1	13 662			1	13 662
		1	13 662	4	61 233	5	74 895
Y.T.D. - CUMULATIF TOTALS	B	1	3 446	7	102 038	8	105 484
	C	1	13 662	1	3 446	2	17 108
		2	17 108	8	105 484	10	122 592
MIDLAND	B	5	58 537	20	176 073	25	234 610
	C	22	188 564			22	188 564
		27	247 101	20	176 073	47	423 174
Y.T.D. - CUMULATIF TOTALS	B	6	68 234	56	473 925	62	542 159
	C	56	482 375	2	21 637	58	504 012
		62	550 609	58	495 562	120	1 046 171
MORRISBURG	B			4	11 876	4	11 876
	C	5	15 402			5	15 402
		5	15 402	4	11 876	9	27 278
Y.T.D. - CUMULATIF TOTALS	B			17	55 426	17	55 426
	C	18	59 404			18	59 404
		18	59 404	17	55 426	35	114 830
NANTICOKE	B	18	61 859	11	160 606	29	222 465
	C	18	290 217	18	65 959	36	356 176
		36	352 076	29	226 565	65	578 641
Y.T.D. - CUMULATIF TOTALS	B	34	113 058	42	657 043	76	770 101
	C	79	1 262 351	34	117 158	113	1 379 509
		113	1 375 409	76	774 201	189	2 149 610
OAKVILLE	B	7	21 952	1	4 342	8	26 294
	C	1	4 342	7	21 952	8	26 294
		8	26 294	8	26 294	16	52 588
Y.T.D. - CUMULATIF TOTALS	B	13	46 359	1	4 342	14	50 701
	C	4	13 382	16	55 399	20	68 781
		17	59 741	17	59 741	34	119 482
OSHAWA	B	5	48	10	30 206	15	30 254
	C	2	13 456			2	13 456
		7	13 504	10	30 206	17	43 710
Y.T.D. - CUMULATIF TOTALS	B	14	11 743	30	85 221	44	96 964
	C	12	42 586	2	6 048	14	48 634
		26	54 329	32	91 269	58	145 598
JWEN SOUND	B	1	6 402	4	29 196	5	35 598
	C	5	34 636			5	34 636
		6	41 038	4	29 196	10	70 234
Y.T.D. - CUMULATIF TOTALS	B	3	28 245	14	88 301	17	116 546
	C	15	82 217	1	7 473	16	89 690
		18	110 462	15	95 774	33	206 236
PARRY SOUND	B			17	61 813	17	61 813
	C	17	61 813			17	61 813
		17	61 813	17	61 813	34	123 626
Y.T.D. - CUMULATIF TOTALS	B			45	190 012	45	190 012
	C	44	181 720	1	3 446	45	185 166
		44	181 720	46	193 458	90	375 178
PELEE ISLAND	B	1	2 607	19	228	20	2 835
	C	19	228	1	2 607	20	2 835
		20	2 835	20	2 835	40	5 670
Y.T.D. - CUMULATIF TOTALS	B	1	2 607	63	756	64	3 363
	C	63	756	2	5 214	65	5 970
		64	3 363	65	5 970	129	9 333

B = BALLAST, C = CARGO - CARGAISON.

TABLE 8. NUMBER AND REGISTERED NET TONNAGE OF VESSELS ARRIVING AT AND DEPARTING FROM CANADIAN PORTS IN COASTWISE SHIPPING, BY PORT AND TYPE OF MOVEMENT - OCT-DEC, 1981

TABLEAU 8. NOMBRE ET JAUGE NETTE ENREGISTRÉE DES NAVIRES À DESTINATION ET EN PROVENANCE DE PORTS CANADIENS AU TITRE DU CABOTAGE, SELON LE PORT ET LE GENRE DE MOUVEMENT - OCT-DEC, 1981

PROVINCE - PORT	(*)	ARRIVED - ARRIVE		DEPARTED - PARTI		TOTAL - TOTAL	
		NUMBER	NET TONNAGE	NUMBER	NET TONNAGE	NUMBER	NET TONNAGE
		NOMBRE	TONNAGE NET	NOMBRE	TONNAGE NET	NOMBRE	TONNAGE NET
PICTON	B	15	52 401			15	52 401
	C	1	13 071	13	30 173	14	43 244
		16	65 472	13	30 173	29	95 645
Y.T.D. - CUMULATIF TOTALS	B	54	196 424	1	7 396	55	203 820
	C	1	13 071	46	106 766	47	119 837
		55	209 495	47	114 162	102	323 657
PORT COLBORNE	B	42	376 275	16	63 551	58	439 826
	C	13	64 531	11	95 152	24	159 683
		55	440 806	27	158 703	82	599 509
Y.T.D. - CUMULATIF TOTALS	B	135	876 093	57	273 423	192	1 149 516
	C	34	199 694	22	170 493	56	370 187
		169	1 075 787	79	443 916	248	1 519 703
PORT LAMBTON	B			3	49 914	3	49 914
	C						
				3	49 914	3	49 914
Y.T.D. - CUMULATIF TOTALS	B	1	6 438	10	163 715	11	170 153
	C	1	6 438	2	12 876	3	19 314
		2	12 876	12	176 591	14	189 467
PORT MAITLAND	B						
	C						
Y.T.D. - CUMULATIF TOTALS	B	5	68	4	54	9	122
	C						
		5	68	4	54	9	122
PORT MONICOLL	B	5	57 747	7	56 227	12	113 974
	C	10	84 348			10	84 348
		15	142 095	7	56 227	22	198 322
Y.T.D. - CUMULATIF TOTALS	B	9	98 415	18	158 387	27	256 802
	C	22	184 772	3	32 552	25	217 324
		31	283 187	21	190 939	52	474 126
PORT STANLEY	B	7	44 925	2	24 332	9	69 257
	C	1	13 071	7	47 354	8	60 425
		8	57 996	9	71 686	17	129 682
Y.T.D. - CUMULATIF TOTALS	B	17	83 136	6	47 995	23	131 131
	C	9	102 390	18	90 373	27	192 763
		26	185 526	24	138 368	50	323 894
PRESCOTT	B	3	36 604	13	95 430	16	132 034
	C	8	58 769	2	23 987	10	82 756
		11	95 373	15	119 417	26	214 790
Y.T.D. - CUMULATIF TOTALS	B	8	94 482	37	253 345	45	347 827
	C	22	145 244	7	90 746	29	235 990
		30	239 726	44	344 091	74	583 817
ST. CATHARINES	B	6	68 556	2	19 381	8	87 937
	C						
		6	68 556	2	19 381	8	87 937
Y.T.D. - CUMULATIF TOTALS	B	25	236 594	26	185 223	51	421 817
	C	9	33 134	1	4 109	10	37 243
		34	269 728	27	189 332	61	459 060
SARNIA	B	114	435 361	28	285 976	142	721 337
	C	23	176 350	125	493 562	148	669 912
		137	611 711	153	779 538	290	1 391 249
Y.T.D. - CUMULATIF TOTALS	B	364	1 344 744	88	987 278	452	2 332 022
	C	60	432 052	410	1 541 744	470	1 973 796
		424	1 776 796	498	2 529 022	922	4 305 818
SAULT STE. MARIE	B	15	52 827	44	349 243	59	402 070
	C	31	100 624	34	86 757	65	187 381
		46	153 451	78	436 000	124	589 451
Y.T.D. - CUMULATIF TOTALS	B	46	157 455	159	1 204 057	205	1 361 512
	C	106	344 576	81	229 275	187	573 851
		152	502 031	240	1 433 332	392	1 935 363
SERPENT RIVER	B						
	C						
Y.T.D. - CUMULATIF TOTALS	B			1	11 860	1	11 860
	C	2	22 947	1	11 087	3	34 034
		2	22 947	2	22 947	4	45 894

B = BALLAST, C = CARGO - CARGAISON.

TABLE B. NUMBER AND REGISTERED NET TONNAGE OF VESSELS ARRIVING AT AND DEPARTING FROM CANADIAN PORTS IN COASTWISE SHIPPING, BY PORT AND TYPE OF MOVEMENT - OCT-DEC, 1981

TABLEAU B. NOMBRE ET JAUGE NETTE ENREGISTREE DES NAVIRES A DESTINATION ET EN PROVENANCE DE PORTS CANADIENS AU TITRE DU CABOTAGE, SELON LE PORT ET LE GENRE DE MOUVEMENT - OCT -DEC, 1981

PROVINCE - PORT	(*)	ARRIVED - ARRIVE		DEPARTED - PARTI		TOTAL - TOTAL	
		NUMBER	NET TONNAGE	NUMBER	NET TONNAGE	NUMBER	NET TONNAGE
		NOMBRE	TONNAGE NET	NOMBRE	TONNAGE NET	NOMBRE	TONNAGE NET
SOMBRA	B	1	4 701	2	9 402	3	14 103
	C	1	4 701	2	9 402	3	14 103
Y.T.D. - CUMULATIF TOTALS	B	2	10 262	3	22 004	5	32 266
	C	2	10 262	3	22 004	5	32 266
THOROLD	B	2	14 052	5	26 477	7	40 529
	C	6	32 732	1	2 791	7	35 523
		8	46 784	6	29 268	14	76 052
Y.T.D. - CUMULATIF TOTALS	B	3	14 079	15	87 436	18	101 515
	C	14	80 740	1	2 791	15	83 531
		17	94 819	16	90 227	33	185 046
THUNDER BAY	B	242	2 466 997	32	143 904	274	2 610 901
	C	55	244 980	304	2 983 920	359	3 228 900
		297	2 711 977	336	3 127 824	633	5 839 801
Y.T.D. - CUMULATIF TOTALS	B	690	7 329 698	88	345 623	778	7 675 321
	C	151	624 506	874	8 902 824	1 025	9 527 330
		841	7 954 204	962	9 248 447	1 803	17 202 651
TORONTO	B	35	189 524	47	181 489	82	371 013
	C	37	136 679	9	30 042	46	166 721
		72	326 203	56	211 531	128	537 734
Y.T.D. - CUMULATIF TOTALS	B	100	332 309	206	744 484	306	1 076 793
	C	146	515 973	35	101 359	181	617 332
		246	848 282	241	845 843	487	1 694 125
WALLACEBURG	B						
	C			1	2 607	1	2 607
Y.T.D. - CUMULATIF TOTALS	B	7	16 243	2	17 136	9	33 379
	C			7	16 243	7	16 243
		7	16 243	9	33 379	16	49 622
WHITBY	B	2	2 329	2	2 329	4	4 658
	C	2	2 329	2	2 329	4	4 658
Y.T.D. - CUMULATIF TOTALS	B	3	2 361	4	2 375	7	4 736
	C	3	2 361	4	2 375	7	4 736
WHITEFISH RIVER	B			6	22 506	6	22 506
	C	6	22 506	6	22 506	12	45 012
		6	22 506	6	22 506	12	45 012
Y.T.D. - CUMULATIF TOTALS	B			17	63 767	17	63 767
	C	17	63 767	17	63 767	34	127 534
		17	63 767	17	63 767	34	127 534
WINDSOR	B	42	352 651	25	97 895	67	450 546
	C	51	178 204	32	234 279	83	412 483
		93	530 855	57	332 174	150	863 029
Y.T.D. - CUMULATIF TOTALS	B	109	813 068	94	407 553	203	1 220 621
	C	159	566 990	97	656 228	256	1 223 218
		268	1 380 058	191	1 063 781	459	2 443 839
ONTARIO-NES/NDA	B	11	122 268	1	11 261	12	133 529
	C			10	99 064	10	99 064
		11	122 268	11	110 325	22	232 593
Y.T.D. - CUMULATIF TOTALS	B	32	248 520	10	24 567	42	273 087
	C	1	13 071	23	231 497	24	244 568
		33	261 591	33	256 064	66	517 655
TOTAL - PROVINCE	B	711	5 283 455	451	2 825 688	1 162	8 109 143
	C	443	2 529 917	705	5 015 739	1 148	7 545 656
		1 154	7 813 372	1 156	7 841 427	2 310	15 654 799
Y.T.D. - CUMULATIF TOTALS	B	2 105	14 286 705	1 587	9 987 944	3 692	24 274 649
	C	1 479	8 934 507	2 121	14 801 994	3 600	23 736 501
		3 584	23 221 212	3 708	24 789 938	7 292	48 011 150
MANITOBA CHURCHILL	B						
	C						
Y.T.D. - CUMULATIF TOTALS	B	27	28 983	10	1 866	37	30 849
	C			17	27 117	17	27 117
		27	28 983	27	28 983	54	57 966
TOTAL - PROVINCE	B						
	C						
Y.T.D. - CUMULATIF TOTALS	B	27	28 983	10	1 866	37	30 849
	C			17	27 117	17	27 117
		27	28 983	27	28 983	54	57 966

TABLE 8. NUMBER AND REGISTERED NET TONNAGE OF VESSELS ARRIVING AT AND DEPARTING FROM CANADIAN PORTS IN COASTWISE SHIPPING, BY PORT AND TYPE OF MOVEMENT - OCT-DEC, 1981

TABLEAU 8. NOMBRE ET JAUGE NETTE ENREGISTREE DES NAVIRES A DESTINATION ET EN PROVENANCE DE PORTS CANADIENS AU TITRE DU CABOTAGE, SELON LE PORT ET LE GENRE DE MOUVEMENT - OCT-DEC, 1981

PROVINCE - PORT	(*)	ARRIVED - ARRIVE		DEPARTED - PARTI		TOTAL - TOTAL	
		NUMBER	NET TONNAGE	NUMBER	NET TONNAGE	NUMBER	NET TONNAGE
		NOMBRE	TONNAGE NET	NOMBRE	TONNAGE NET	NOMBRE	TONNAGE NET
BRITISH COLUMBIA - COLOMBIE-BRITANNIQUE							
ALERT BAY	B			3	936	3	936
	C	4	2 689			4	2 689
		4	2 689	3	936	7	3 625
Y.T.D. - CUMULATIF TOTALS	B			17	12 444	17	12 444
	C	28	33 231			28	33 231
		28	33 231	17	12 444	45	45 675
BROUGHTON STRAIT	B			3	1 275	3	1 275
	C	21	5 371	11	2 408	32	7 779
		21	5 371	14	3 683	35	9 054
Y.T.D. - CUMULATIF TOTALS	B			13	7 055	13	7 055
	C	80	27 053	48	10 111	128	37 164
		80	27 053	61	17 166	141	44 219
BAMBERTON	B						
	C	14	21 882	16	15 224	30	37 106
		14	21 882	16	15 224	30	37 106
Y.T.D. - CUMULATIF TOTALS	B			25	20 165	48	56 108
	C	23	35 943	25	20 165	48	56 108
		23	35 943	25	20 165	48	56 108
BEAVER COVE	B			1	77	1	77
	C	1	77	34	53 540	35	53 617
		1	77	35	53 617	36	53 694
Y.T.D. - CUMULATIF TOTALS	B			13	1 001	13	1 001
	C	14	1 078	98	120 878	112	121 956
		14	1 078	111	121 879	125	122 957
BURREARD INLET	B			1	77	1	77
	C	11	27 054	94	68 834	105	95 888
		11	27 054	95	68 911	106	95 965
Y.T.D. - CUMULATIF TOTALS	B			4	656	4	656
	C	90	130 202	336	248 986	386	379 188
		90	130 202	340	249 642	390	379 844
BEECHER BAY	B						
	C			1	4 411	1	4 411
				1	4 411	1	4 411
Y.T.D. - CUMULATIF TOTALS	B			3	13 233	3	13 233
	C			3	13 233	3	13 233
				3	13 233	3	13 233
BELLA COOLA	B						
	C	3	5 259	5	29 296	8	34 555
		3	5 259	5	29 296	8	34 555
Y.T.D. - CUMULATIF TOTALS	B			10	58 701	21	78 384
	C	11	19 683	10	58 701	21	78 384
		11	19 683	10	58 701	21	78 384
BLIND BAY	B						
	C			5	103	5	103
				5	103	5	103
Y.T.D. - CUMULATIF TOTALS	B			11	760	20	6 214
	C	9	5 454	11	760	20	6 214
		9	5 454	11	760	20	6 214
BLISSER BAY	B			1	344	1	344
	C	1	344	6	7 987	7	8 331
		1	344	7	8 331	8	8 675
Y.T.D. - CUMULATIF TOTALS	B			12	4 209	12	4 209
	C	13	4 553	21	22 893	34	27 446
		13	4 553	33	27 102	46	31 655
BRITANNIA BEACH	B			7	2 639	8	2 716
	C	144	103 730	3	4 453	147	108 183
		145	103 807	10	7 092	155	110 899
Y.T.D. - CUMULATIF TOTALS	B			21	7 917	32	8 764
	C	527	412 410	19	12 197	546	424 607
		538	413 257	40	20 114	578	433 371
CAMPBELL RIVER	B			6	7 140	6	7 140
	C	240	225 372	34	53 970	274	279 342
		240	225 372	40	61 110	280	286 482
Y.T.D. - CUMULATIF TOTALS	B			21	27 257	24	27 488
	C	891	844 965	81	113 512	972	958 477
		894	845 196	102	140 769	996	985 965

B = BALLAST, C = CARGO - CARGAISON.

TABLE B. NUMBER AND REGISTERED NET TONNAGE OF VESSELS ARRIVING AT AND DEPARTING FROM CANADIAN PORTS IN COASTWISE SHIPPING, BY PORT AND TYPE OF MOVEMENT - OCT-DEC, 1981

TABLEAU B. NOMBRE ET JAUGE NETTE ENREGISTRÉE DES NAVIRES A DESTINATION ET EN PROVENANCE DE PORTS CANADIENS AU TITRE DU CABOTAGE, SELON LE PORT ET LE GENRE DE MOUVEMENT - OCT-DEC, 1981

PROVINCE - PORT	[*]	ARRIVED - ARRIVE		DEPARTED - PARTI		TOTAL - TOTAL	
		NUMBER	NET TONNAGE	NUMBER	NET TONNAGE	NUMBER	NET TONNAGE
		NOMBRE	TONNAGE NET	NOMBRE	TONNAGE NET	NOMBRE	TONNAGE NET
CENTRE BAY	B						
	C	1	9	4	5 558	5	5 567
		1	9	4	5 558	5	5 567
Y.T.D. - CUMULATIF TOTALS	B						
	C	33	675	39	29 016	72	29 691
		33	675	39	29 016	72	29 691
CHEMAINUS	B						
	C	4	7 440	16	12 016	20	19 456
		4	7 440	16	12 016	20	19 456
Y.T.D. - CUMULATIF TOTALS	B						
	C	3	5 865	2	3 910	5	9 775
		11	17 617	49	27 720	60	45 337
		14	23 482	51	31 630	65	55 112
BUYE INLET	B						
	C	9	1 297	10	935	19	2 232
		9	1 297	11	1 247	20	2 544
Y.T.D. - CUMULATIF TOTALS	B						
	C	57	12 333	23	7 601	23	7 601
		57	12 333	29	6 999	86	19 332
				52	14 600	109	26 933
CHATHAM SOUND	B						
	C	4	2 680	3	927	3	927
		4	2 680	2	9 482	6	12 162
				5	10 409	9	13 089
Y.T.D. - CUMULATIF TOTALS	B						
	C	45	30 381	18	6 873	18	6 873
		45	30 381	20	29 605	65	59 986
				38	36 478	83	66 859
E COAST VAN ISL	B						
	C	4	1 109	31	17 967	35	19 076
		84	158 922	252	354 839	336	513 761
		88	160 031	283	372 806	371	532 837
Y.T.D. - CUMULATIF TOTALS	B						
	C	23	7 645	185	90 810	208	98 455
		414	515 684	683	769 680	1 097	1 285 364
		437	523 329	868	860 490	1 305	1 383 819
COURTENAY	B						
	C	10	12 298			10	12 298
		10	12 298			10	12 298
Y.T.D. - CUMULATIF TOTALS	B						
	C	39	49 297	11	13 855	11	13 855
		39	49 297	11	13 855	39	49 297
						50	63 152
COWICHAN BAY	B						
	C	4	2 994	4	1 716	8	4 710
		4	2 994	4	1 716	8	4 710
Y.T.D. - CUMULATIF TOTALS	B						
	C	15	7 857	11	6 634	26	14 491
		15	7 857	11	6 634	26	14 491
CROFTDN	B						
	C	230	184 799	1	377	1	377
		230	184 799	31	23 716	261	208 515
				32	24 093	262	208 892
Y.T.D. - CUMULATIF TOTALS	B						
	C	708	564 568	1	377	1	377
		708	564 568	68	55 233	776	619 801
				69	55 610	777	620 178
ESQUIMALT	B						
	C	12	32 660			12	32 660
		12	32 660			12	32 660
Y.T.D. - CUMULATIF TOTALS	B						
	C	49	123 172	5	9 775	5	9 775
		49	123 172	1	1 298	50	124 470
				6	11 073	55	134 245
FITZ HUGH SOUND	B						
	C	20	8 427	10	4 250	10	4 250
		20	8 427	7	6 852	27	15 279
				17	11 102	37	19 529
Y.T.D. - CUMULATIF TOTALS	B						
	C	64	31 893	28	11 900	28	11 900
		64	31 893	20	15 319	84	47 212
				48	27 219	112	59 112
FRASER RIVER	B						
	C	66	123 325	9	960	9	960
		66	123 325	230	186 439	296	309 764
				239	187 399	305	310 724
Y.T.D. - CUMULATIF TOTALS	B						
	C	2	154	30	6 277	32	6 431
		188	370 675	782	630 379	970	1 001 054
		190	370 829	812	636 656	1 002	1 007 485

B = BALLAST, C = CARGO - CARGAISON.

TABLE B. NUMBER AND REGISTERED NET TONNAGE OF VESSELS ARRIVING AT AND DEPARTING FROM CANADIAN PORTS IN COASTWISE SHIPPING, BY PORT AND TYPE OF MOVEMENT - OCT-DEC, 1981

TABLEAU B. NOMBRE ET JAUGE NETTE ENREGISTRÉE DES NAVIRES À DESTINATION ET EN PROVENANCE DE PORTS CANADIENS AU TITRE DU CABOTAGE, SELON LE PORT ET LE GENRE DE MOUVEMENT - OCT-DEC, 1981

PROVINCE - PORT	(*)	ARRIVED - ARRIVE		DEPARTED - PARTI		TOTAL - TOTAL	
		NUMBER	NET TONNAGE	NUMBER	NET TONNAGE	NUMBER	NET TONNAGE
		NOMBRE	TONNAGE NET	NOMBRE	TONNAGE NET	NOMBRE	TONNAGE NET
GOLD RIVER	B						
	C	70	79 956	6	25 836	76	105 792
Y.T.D. - CUMULATIF TOTALS	B						
	C	181	184 171	19	95 697	200	279 868
GOWLAND HARBOUR	B						
	C			6	87	6	87
Y.T.D. - CUMULATIF TOTALS	B			3	231	3	231
	C	3	231	12	174	15	405
HOWE SOUND	B						
	C	144	265 534	178	78 370	322	343 904
Y.T.D. - CUMULATIF TOTALS	B	2	154	47	27 409	49	27 563
	C	477	1 045 953	469	232 107	946	1 278 060
HECATE STRAIT	B						
	C	8	3 400	8	3 400	8	3 400
Y.T.D. - CUMULATIF TOTALS	B			35	17 717	35	17 717
	C	35	17 717	14	75 605	49	93 322
JERVIS INLET	B						
	C	59	156 244	121	182 702	180	338 946
Y.T.D. - CUMULATIF TOTALS	B			56	13 613	56	13 613
	C	240	579 217	441	635 100	681	1 214 317
JORNSTONE STR	B						
	C	36	18 801	41	50 175	77	68 976
Y.T.D. - CUMULATIF TOTALS	B	2	154	93	37 956	95	38 110
	C	166	78 890	152	182 985	318	261 875
KITIMAT	B						
	C	30	65 360	21	53 900	51	119 260
Y.T.D. - CUMULATIF TOTALS	B	1	1 740	8	13 920	9	15 660
	C	112	241 641	90	221 387	202	463 028
KNIGHT INLET	B						
	C	11	1 451	11	1 015	22	2 466
Y.T.D. - CUMULATIF TOTALS	B			13	3 293	13	3 293
	C	53	8 715	53	5 851	106	14 566
LADYSMITH	B						
	C	6	7 260	8	19 120	14	26 380
Y.T.D. - CUMULATIF TOTALS	B			19	6 269	19	6 269
	C	26	16 584	41	98 594	67	115 178
MILBANKE SOUND	B						
	C	19	5 572	27	61 650	46	67 222
Y.T.D. - CUMULATIF TOTALS	B	1	77	11	13 718	12	13 795
	C	85	43 354	100	112 951	185	156 305
PORTLAND INLET	B						
	C	2	1 068	1	425	3	1 493
Y.T.D. - CUMULATIF TOTALS	B			8	12 383	8	12 383
	C	15	17 624	4	13 122	19	30 746

B = BALLAST, C = CARGO - CARGAISON.

TABLE 8. NUMBER AND REGISTERED NET TONNAGE OF VESSELS ARRIVING AT AND DEPARTING FROM CANADIAN PORTS IN COASTWISE SHIPPING, BY PORT AND TYPE OF MOVEMENT - OCT-DEC, 1981

TABLEAU 8. NOMBRE ET JAUGE NETTE ENREGISTRÉE DES NAVIRES À DESTINATION ET EN PROVENANCE DE PORTS CANADIENS AU TITRE DU CABOTAGE, SELON LE PORT ET LE GENRE DE MOUVEMENT - OCT-DEC, 1981

PROVINCE - PORT	(*)	ARRIVED - ARRIVE		DEPARTED - PARTI		TOTAL - TOTAL	
		NUMBER	NET TONNAGE	NUMBER	NET TONNAGE	NUMBER	NET TONNAGE
		NOMBRE	TONNAGE NET	NOMBRE	TONNAGE NET	NOMBRE	TONNAGE NET
LDUGHBOROUGH INL	B						
	C	2	28	2	62	4	90
		2	28	2	62	4	90
Y.T.D. - CUMULATIF TOTALS	B			3	701	3	701
	C	5	729	3	93	8	822
		5	729	6	794	11	1 523
Q. CHAR. ISLES	B			4	1 619	4	1 619
	C	8	7 246	64	298 745	72	305 991
		8	7 246	68	300 364	76	307 610
Y.T.D. - CUMULATIF TOTALS	B	6	2 064	34	13 397	40	15 461
	C	52	40 784	182	885 725	234	926 509
		58	42 848	216	899 122	274	941 970
Q. CHAR. STRAIT	B			1	312	1	312
	C	14	5 103	17	1 972	31	7 075
		14	5 103	18	2 284	32	7 387
Y.T.D. - CUMULATIF TOTALS	B			12	3 912	12	3 912
	C	60	14 066	53	6 634	113	20 700
		60	14 066	65	10 546	125	24 612
RIVERS INLET	B			3	1 194	3	1 194
	C	19	10 410	29	78 947	48	89 357
		19	10 410	32	80 141	51	90 551
Y.T.D. - CUMULATIF TOTALS	B			22	8 702	22	8 702
	C	69	25 745	86	235 230	155	260 975
		69	25 745	108	243 932	177	269 677
MAGSET	B						
	C						
Y.T.D. - CUMULATIF TOTALS	B			1	1 740	1	1 740
	C	4	8 127	1	3 780	5	11 907
		4	8 127	2	5 520	6	13 647
MENZIES BAY	B			3	579	3	579
	C	3	579	1	14	4	593
		3	579	4	593	7	1 172
Y.T.D. - CUMULATIF TOTALS	B			11	2 077	11	2 077
	C	11	2 077	5	102	16	2 179
		11	2 077	16	2 179	27	4 256
SEYMOUR INLET	B			2	656	2	656
	C	6	1 804	4	1 148	10	2 952
		6	1 804	6	1 804	12	3 608
Y.T.D. - CUMULATIF TOTALS	B			4	1 425	4	1 425
	C	27	7 170	36	52 821	63	59 991
		27	7 170	40	54 246	67	61 416
NAMU	B			1	425	1	425
	C	1	425	1		2	425
		1	425	1	425	2	850
Y.T.D. - CUMULATIF TOTALS	B			10	8 840	10	8 840
	C	10	8 840	10	8 840	20	17 680
		10	8 840	10	8 840	20	17 680
NANAIMO	B			31	33 192	31	33 192
	C	229	233 091	35	50 213	264	283 304
		229	233 091	66	83 405	295	316 496
Y.T.D. - CUMULATIF TOTALS	B	1	77	121	155 225	122	155 302
	C	848	865 580	92	137 573	940	1 003 153
		849	865 657	213	292 798	1 062	1 158 455
NEW WESTMINSTER	B			3	2 376	4	2 720
	C	177	393 497	226	277 759	403	671 256
		178	393 841	229	280 135	407	673 976
Y.T.D. - CUMULATIF TOTALS	B	4	1 109	22	21 032	26	22 141
	C	570	1 226 505	666	816 261	1 236	2 042 766
		574	1 227 614	688	837 293	1 262	2 064 907
N. ARM FRASER R.	B			1	77	1	77
	C	159	32 443	398	247 000	557	279 443
		159	32 443	399	247 077	558	279 520
Y.T.D. - CUMULATIF TOTALS	B			12	1 629	12	1 629
	C	512	118 656	1 448	920 415	1 960	1 039 071
		512	118 656	1 460	922 044	1 972	1 040 700

B = BALLAST; C = CARGO - CARGAISON.

TABLE 8. NUMBER AND REGISTERED NET TONNAGE OF VESSELS ARRIVING AT AND DEPARTING FROM CANADIAN PORTS IN COASTWISE SHIPPING, BY PORT AND TYPE OF MOVEMENT - OCT-DEC, 1981

TABLEAU 8. NOMBRE ET JAUGE NETTE ENREGISTREE DES NAVIRES A DESTINATION ET EN PROVENANCE DE PORTS CANADIENS AU TITRE DU CABOTAGE, SELON LE PORT ET LE GENRE DE MOUVEMENT - OCT-DEC, 1981

PROVINCE - PORT	(*)	ARRIVED - ARRIVE		DEPARTED - PARTI		TOTAL - TOTAL	
		NUMBER	NET TONNAGE	NUMBER	NET TONNAGE	NUMBER	NET TONNAGE
		NOMBRE	TONNAGE NET	NOMBRE	TONNAGE NET	NOMBRE	TONNAGE NET
OCEAN FALLS	B C						
Y.T.D. - CUMULATIF TOTALS	B C			1 1	2 945 2 945	1 1	2 945 2 945
PORT ALBERNI	B C	26 44 70	2 860 84 180 87 040	46 46	32 322 32 322	26 90 116	2 860 116 502 119 362
Y.T.D. - CUMULATIF TOTALS	B C	26 189 215	2 860 192 375 195 235	156 156	77 803 77 803	26 345 371	2 860 270 178 273 038
PORT HARDY	B C	8 8	12 184 12 184	4 4	4 760 4 760	4 8 12	4 760 12 184 16 944
Y.T.D. - CUMULATIF TOTALS	B C	2 52 54	850 84 412 85 262	20 6 26	29 920 2 550 32 470	22 58 80	30 770 86 962 117 732
PORT HARVEY	B C	1 1	7 7	1 1	7 7	2 2	14 14
Y.T.D. - CUMULATIF TOTALS	B C	3 3	902 902	3 3	29 29	6 6	931 931
PORT MELLON	B C	229 229	156 997 156 997	2 11 13	154 9 311 9 465	2 240 242	154 166 308 166 462
Y.T.D. - CUMULATIF TOTALS	B C	1 773 774	77 547 016 547 093	17 36 53	1 609 27 830 29 439	18 809 827	1 686 574 846 576 532
PORT MCGILL	B C	8 8	7 854 7 854	3 3 6	765 121 886	3 11 14	765 7 975 8 740
Y.T.D. - CUMULATIF TOTALS	B C	46 46	33 478 33 478	28 14 42	5 627 438 6 065	28 60 88	5 627 33 916 39 543
TOBA INLET	B C	9 9	1 701 1 701	4 8 12	1 126 692 1 818	4 17 21	1 126 2 393 3 519
Y.T.D. - CUMULATIF TOTALS	B C	31 31	8 013 8 013	17 18 35	4 685 1 172 5 857	17 49 66	4 685 9 185 13 870
POWELL RIVER	B C	4 181 185	308 179 378 179 686	7 138 145	5 687 144 763 150 450	11 319 330	5 995 324 141 330 136
Y.T.D. - CUMULATIF TOTALS	B C	20 536 556	1 540 544 482 546 022	25 372 397	21 821 430 911 452 732	45 908 953	23 361 975 393 998 754
PRINCE RUPERT	B C	5 40 45	2 125 85 537 87 662	6 27 33	11 085 74 309 85 394	11 67 78	13 210 159 846 173 056
Y.T.D. - CUMULATIF TOTALS	B C	20 174 194	8 500 394 288 402 788	28 108 136	48 349 280 113 328 462	48 282 330	56 849 674 401 731 250
RUPERT INLET	B C	27 27	83 289 83 289	15 15	39 096 39 096	42 42	122 385 122 385
Y.T.D. - CUMULATIF TOTALS	B C	117 117	298 646 298 646	5 29 34	3 116 69 940 73 056	5 146 151	3 116 368 586 371 702
QUATSIND	B C	2 2	2 416 2 416	6 6	23 263 23 263	8 8	25 679 25 679
Y.T.D. - CUMULATIF TOTALS	B C	6 6	7 248 7 248	20 20	76 293 76 293	26 26	83 541 83 541

B = BALLAST, C = CARGO - CARGAISON.

TABLE B. NUMBER AND REGISTERED NET TONNAGE OF VESSELS ARRIVING AT AND DEPARTING FROM CANADIAN PORTS IN COASTWISE SHIPPING, BY PORT AND TYPE OF MOVEMENT - OCT-DEC, 1981

TABLE B. NOMBRE ET JAUGE NETTE ENREGISTREE DES NAVIRES A DESTINATION ET EN PROVENANCE DE PORTS CANADIENS AU TITRE DU CABOTAGE, SELON LE PORT ET LE GENRE DE MOUVEMENT - OCT-DEC, 1981

PROVINCE - PORT	(*)	ARRIVED - ARRIVE		DEPARTED - PARTI		TOTAL - TOTAL	
		NUMBER	NET TONNAGE	NUMBER	NET TONNAGE	NUMBER	NET TONNAGE
		NOMBRE	TONNAGE NET	NOMBRE	TONNAGE NET	NOMBRE	TONNAGE NET
RAGGED ISLAND	B			1	312	1	312
	C	3	326	2	32	5	358
		3	326	3	344	6	670
Y.T.D. - CUMULATIF TOTALS	B			7	2 184	7	2 184
	C	11	2 227	5	93	16	2 320
		11	2 227	12	2 277	23	4 504
ROBERTS BANK	B						
	C	11	17 526			11	17 526
		11	17 526			11	17 526
Y.T.D. - CUMULATIF TOTALS	B						
	C	13	19 752			13	19 752
		13	19 752			13	19 752
W COAST VAN IS N	B			4	1 619	4	1 619
	C	16	14 005	29	106 295	45	120 300
		16	14 005	33	107 914	49	121 919
Y.T.D. - CUMULATIF TOTALS	B	1	344	43	16 004	44	16 348
	C	80	55 964	106	536 415	186	592 379
		81	56 308	149	552 419	230	608 727
SEWELL INLET	B						
	C						
Y.T.D. - CUMULATIF TOTALS	B			3	1 032	3	1 032
	C	3	1 032	3	1 032	6	2 064
		3	1 032	3	1 032	6	2 064
W COAST VAN IS S	B			33	5 835	33	5 835
	C	64	70 405	42	89 571	106	159 976
		64	70 405	75	95 406	139	165 811
Y.T.D. - CUMULATIF TOTALS	B			71	25 867	71	25 867
	C	282	212 909	245	279 293	527	492 202
		282	212 909	316	305 160	598	518 069
SKIDEGATE	B			4	1 700	4	1 700
	C	4	1 700	4	1 700	8	3 400
		4	1 700	4	1 700	8	3 400
Y.T.D. - CUMULATIF TOTALS	B			14	5 950	14	5 950
	C	14	5 950	2	8 191	16	14 141
		14	5 950	16	14 141	30	20 091
SMITH INLET	B						
	C	1	1 009	1	1 009	2	2 018
		1	1 009	1	1 009	2	2 018
Y.T.D. - CUMULATIF TOTALS	B			2	769	2	769
	C	3	1 778	1	1 009	4	2 787
		3	1 778	3	1 778	6	3 556
SOOKE	B						
	C						
Y.T.D. - CUMULATIF TOTALS	B			4	4 842	11	10 813
	C	7	5 971	4	4 842	11	10 813
		7	5 971	4	4 842	11	10 813
SOUTH BAY	B						
	C						
Y.T.D. - CUMULATIF TOTALS	B			6	35 286	6	35 286
	C			6	35 286	6	35 286
				6	35 286	6	35 286
SQUAMISH	B			43	38 245	62	41 428
	C	19	3 183	43	38 245	62	41 428
		19	3 183	43	38 245	62	41 428
Y.T.D. - CUMULATIF TOTALS	B			108	84 952	162	94 054
	C	54	9 102	108	84 952	162	94 054
		54	9 102	108	84 952	162	94 054
TASU	B			1	1 009	2	2 018
	C	1	1 009	1	1 009	2	2 018
		1	1 009	1	1 009	2	2 018
Y.T.D. - CUMULATIF TOTALS	B			4	1 376	4	1 376
	C	14	12 901	9	15 238	23	28 139
		14	12 901	13	16 614	27	29 515

B = BALLAST, C = CARGO - CARGAISON.

TABLE 8. NUMBER AND REGISTERED NET TONNAGE OF VESSELS ARRIVING AT AND DEPARTING FROM CANADIAN PORTS IN COASTWISE SHIPPING, BY PORT AND TYPE OF MOVEMENT - OCT-DEC, 1981

TABLEAU 8. NOMBRE ET JAUGE NETTE ENREGISTRÉE DES NAVIRES À DESTINATION ET EN PROVENANCE DE PORTS CANADIENS AU TITRE DU CABOTAGE, SELON LE PORT ET LE GENRE DE MOUVEMENT - OCT-DEC, 1981

PROVINCE - PORT	(*)	ARRIVED - ARRIVE		DEPARTED - PARTI		TOTAL - TOTAL	
		NUMBER	NET TONNAGE	NUMBER	NET TONNAGE	NUMBER	NET TONNAGE
		NOMBRE	TONNAGE NET	NOMBRE	TONNAGE NET	NOMBRE	TONNAGE NET
TAHSIS	B						
	C	1	5 772			1	5 772
Y.T.D. - CUMULATIF TOTALS	B	1	5 772			1	5 772
	C	19	36 408	3	11 130	22	47 538
TEAKERNE ARM	B			2	154	2	154
	C	8	2 990	6	116	14	3 106
Y.T.D. - CUMULATIF TOTALS	B	8	2 990	8	270	16	3 260
	C	1	77	6	462	7	539
TEXADA	B	23	7 592	24	4 223	47	11 815
	C	24	7 669	30	4 685	54	12 354
Y.T.D. - CUMULATIF TOTALS	B			2	3 597	2	3 597
	C			2	3 597	2	3 597
TWIN CREEKS	B			21	28 536	21	28 536
	C			21	28 536	21	28 536
Y.T.D. - CUMULATIF TOTALS	B			2	154	2	154
	C	2	154	2	154	4	308
Y.T.D. - CUMULATIF TOTALS	B	2	154	11	847	13	1 001
	C	13	6 696	3	231	16	6 927
Y.T.D. - CUMULATIF TOTALS	B	15	6 850	14	1 078	29	7 928
	C			2	850	2	850
Y.T.D. - CUMULATIF TOTALS	B	6	4 402	6	19 017	12	23 419
	C	6	4 402	8	19 867	14	24 269
Y.T.D. - CUMULATIF TOTALS	B			15	10 965	15	10 965
	C	36	32 553	21	69 976	57	102 529
Y.T.D. - CUMULATIF TOTALS	B	36	32 553	36	80 941	72	113 494
	C			4	1 700	4	1 700
Y.T.D. - CUMULATIF TOTALS	B	4	1 700	28	80 178	32	81 878
	C	4	1 700	32	81 878	36	83 578
Y.T.D. - CUMULATIF TOTALS	B			14	5 950	14	5 950
	C	15	8 339	76	214 986	91	223 325
Y.T.D. - CUMULATIF TOTALS	B	15	8 339	90	220 936	105	229 275
	C						
VANCOUVER	B	91	90 938			91	90 938
	C	559	698 796	461	472 779	1 020	1 171 575
Y.T.D. - CUMULATIF TOTALS	B	650	789 734	461	472 779	1 111	1 262 513
	C	389	404 053	2	154	391	404 207
Y.T.D. - CUMULATIF TOTALS	B	1 584	1 776 720	2 096	2 132 264	3 680	3 908 984
	C	1 973	2 180 773	2 098	2 132 418	4 071	4 313 191
VANGUARD	B			1	77	1	77
	C	4	17 393			4	17 393
Y.T.D. - CUMULATIF TOTALS	B	4	17 393	1	77	5	17 470
	C			3	231	3	231
Y.T.D. - CUMULATIF TOTALS	B	7	23 319	2	11 544	9	34 863
	C	7	23 319	5	11 775	12	35 094
VICTORIA	B			19	24 475	19	24 475
	C	73	98 756	115	153 188	188	251 944
Y.T.D. - CUMULATIF TOTALS	B	73	98 756	134	177 663	207	276 419
	C						
Y.T.D. - CUMULATIF TOTALS	B	1	425	76	108 070	77	108 495
	C	287	379 106	275	372 348	562	751 454
Y.T.D. - CUMULATIF TOTALS	B	288	379 531	351	480 418	639	859 949
	C						
WATSON ISLAND	B						
	C	2	2 990			2	2 990
Y.T.D. - CUMULATIF TOTALS	B	2	2 990			2	2 990
	C						
Y.T.D. - CUMULATIF TOTALS	B	15	44 674			15	44 674
	C	15	44 674			15	44 674
ZEBALLOS	B						
	C			3	17 316	3	17 316
Y.T.D. - CUMULATIF TOTALS	B			3	17 316	3	17 316
	C						
Y.T.D. - CUMULATIF TOTALS	B	4	3 552	14	76 824	18	80 376
	C	4	3 552	14	76 824	18	80 376

B = BALLAST, C = CARGO - CARGAISON.

TABLE 8. NUMBER AND REGISTERED NET TONNAGE OF VESSELS ARRIVING AT AND DEPARTING FROM CANADIAN PORTS IN COASTWISE SHIPPING, BY PORT AND TYPE OF MOVEMENT - OCT-DEC, 1981

TABLEAU 8. NOMBRE ET JAUGE NETTE ENREGISTREE DES NAVIRES A DESTINATION ET EN PROVENANCE DE PORTS CANADIENS AU TITRE DU CABOTAGE, SELON LE PORT ET LE GENRE DE MOUVEMENT - OCT-DEC, 1981

PROVINCE - PORT	(*)	ARRIVED - ARRIVE		DEPARTED - PARTI		TOTAL - TOTAL	
		NUMBER	NET TONNAGE	NUMBER	NET TONNAGE	NUMBER	NET TONNAGE
		NOMBRE	TONNAGE NET	NOMBRE	TONNAGE NET	NOMBRE	TONNAGE NET
STEWART	B			2	688	2	688
	C	2	688			2	688
		2	688	2	688	4	1 376
Y.T.D. - CUMULATIF TOTALS	B			10	3 440	10	3 440
	C	13	11 083			13	11 083
		13	11 083	10	3 440	23	14 523
TOTAL - PROVINCE	B	135	97 992	287	167 605	422	265 597
	C	3 215	3 772 248	2 957	3 593 947	6 172	7 366 195
		3 350	3 870 240	3 244	3 761 552	6 594	7 631 792
Y.T.D. - CUMULATIF TOTALS	B	522	438 997	1 370	875 534	1 892	1 314 531
	C	11 254	12 559 588	10 105	11 782 931	21 359	24 342 519
NORTH-WEST TERR. - TERR. DU NORD-OUEST FROBISHER BAY	B						
	C	11 776	12 998 585	11 475	12 658 465	23 251	25 657 050
Y.T.O. - CUMULATIF TOTALS	B			5	22 277	5	22 277
	C	7	24 313	2	2 036	9	26 349
		7	24 313	7	24 313	14	48 626
NWT-NES/TNO-NDA	B						
	C						
Y.T.D. - CUMULATIF TOTALS	B	19	14 874	85	231 510	104	246 384
	C	79	238 603	14	23 275	93	261 878
		98	253 477	99	254 785	197	508 262
TOTAL - PROVINCE	B						
	C						
Y.T.D. - CUMULATIF TOTALS	B	19	14 874	90	253 787	109	268 661
	C	86	262 916	16	25 311	102	288 227
		105	277 790	106	279 098	211	556 888
TOTAL - CANADA	B	2 690	9 433 897	3 390	9 309 969	6 080	18 743 866
	C	6 452	13 758 401	5 570	13 227 429	12 022	26 985 830
		9 142	23 192 298	8 960	22 537 398	18 102	45 729 696
Y.T.D. - CUMULATIF TOTALS	B	10 692	31 741 403	13 945	34 355 533	24 637	66 096 936
	C	23 580	49 905 146	19 953	46 595 549	43 533	96 500 695
		34 272	81 646 549	33 898	80 951 082	68 170	162 597 631

B = BALLAST, C = CARGO - CARGAISON.

TABLE 9. VESSELS DEPARTED FROM CANADIAN PORTS, IN COASTWISE SHIPPING, BY PROVINCE, RIG AND SIZE RANGE - OCT-DEC, 1981

TABLÉAU 9. NAVIRES EN PROVENANCE DE PORT CANADIENS, EN CABOTAGE NATIONAL, PAR PROVINCE, SUIVANT LE GREEMENT ET LA DIMENSION - OCT-DEC, 1981

PROVINCE AND NET TONNAGE	RIGGED - GREEMENT		Y.T.O.-CUMULATIF		UNRIGGED - SANS GREEMENT		Y.T.O.-CUMULATIF		TOTAL		Y.T.O.-CUMULATIF	
PROVINCE ET TONNAGE NET	NUMBER	NET TONS	NUMBER	NET TONS	NUMBER	NET TONS	NUMBER	NET TONS	NUMBER	NET TONS	NUMBER	NET TONS
	NOMBRE	TONNES NET	NOMBRE	TONNES NET	NOMBRE	TONNES NET	NOMBRE	TONNES NET	NOMBRE	TONNES NET	NOMBRE	TONNES NET
NEWFOUNDLAND - TERRE-NEUVE												
1- 99	2	72	10	154	0	0	0	0	2	72	10	154
100- 499	1 594	591 650	6 008	2 301 610	0	0	0	0	1 594	591 650	6 008	2 301 610
500- 999	556	322 025	2 807	1 613 131	0	0	0	0	556	322 025	2 807	1 613 131
1000-1999	43	68 996	192	325 082	3	5 514	8	11 329	46	74 510	200	336 411
2000-2999	23	59 164	98	250 246	0	0	0	0	23	59 164	98	250 246
3000-3999	59	214 697	237	868 335	0	0	0	0	59	214 697	237	868 335
4000-4999	6	24 709	35	144 797	0	0	0	0	6	24 709	35	144 797
5000-5999	7	35 209	21	105 751	0	0	2	11 272	7	35 209	23	117 023
6000+	101	694 961	440	3 044 735	0	0	0	0	101	694 961	440	3 044 735
TOTAL	2 391	2 011 483	9 848	8 653 841	3	5 514	10	22 601	2 394	2 016 997	9 858	8 676 442
PR. EDWARD ISLAND - ILE DU PR. EDouARD												
1- 99	4	36	103	1 225	0	0	0	0	4	36	103	1 225
100- 499	0	0	0	0	0	0	0	0	0	0	0	0
500- 999	0	0	0	0	3	2 907	65	62 985	3	2 907	65	62 985
1000-1999	0	0	1	1 632	0	0	0	0	0	0	1	1 632
2000-2999	3	8 883	6	17 440	1	2 970	11	32 670	4	11 853	17	50 110
3000-3999	7	25 014	33	114 651	0	0	2	7 460	7	25 014	35	122 111
4000-4999	3	12 386	5	20 738	0	0	0	0	3	12 386	5	20 738
5000-5999	1	5 052	3	15 156	0	0	0	0	1	5 052	3	15 156
6000+	6	56 983	16	149 315	0	0	0	0	6	56 983	16	149 315
TOTAL	24	108 354	167	320 157	4	5 877	78	103 115	28	114 231	245	423 272
NOVA SCOTIA - NOUVELLE-ECOSSE												
1- 99	44	2 044	268	8 664	0	0	0	0	44	2 044	268	8 664
100- 499	5	1 655	14	3 991	0	0	0	0	5	1 655	14	3 991
500- 999	19	11 796	77	48 123	1	969	63	61 047	20	12 765	140	109 170
1000-1999	26	44 390	125	214 696	20	23 718	102	122 947	46	68 108	227	337 643
2000-2999	82	225 187	436	1 190 915	0	0	18	53 460	82	225 187	454	1 244 375
3000-3999	30	109 114	149	529 843	1	3 730	2	7 460	31	112 844	151	537 303
4000-4999	23	95 307	57	236 026	0	0	0	0	23	95 307	57	236 026
5000-5999	5	25 240	24	121 155	5	28 180	11	61 996	10	53 440	35	183 151
6000+	118	929 756	494	3 904 721	0	0	0	0	118	929 756	494	3 904 721
TOTAL	352	1 444 509	1 644	6 258 134	27	56 597	196	306 910	379	1 501 106	1 840	6 565 044
NEW BRUNSWICK - NOUVEAU-BRUNSWICK												
1- 99	31	1 753	152	7 662	0	0	0	0	31	1 753	152	7 662
100- 499	1	131	1	131	0	0	0	0	1	131	1	131
500- 999	9	4 781	18	9 551	0	0	0	0	9	4 781	18	9 551
1000-1999	12	19 686	40	65 765	18	21 484	104	124 158	30	41 170	144	189 923
2000-2999	10	28 298	65	183 067	0	0	0	0	10	28 298	65	183 067
3000-3999	16	55 818	53	185 406	1	3 730	6	22 380	17	59 548	59	207 786
4000-4999	7	29 090	16	66 384	0	0	0	0	7	29 090	16	66 384
5000-5999	8	40 416	34	171 768	6	33 816	18	101 448	14	74 232	52	273 216
6000+	17	208 602	65	885 713	0	0	0	0	17	208 602	65	885 713
TOTAL	111	388 575	444	1 575 447	25	59 030	128	247 986	136	447 605	572	1 823 433
QUEBEC - QUEBEC												
1- 99	99	3 967	411	20 040	0	0	0	0	99	3 967	411	20 040
100- 499	296	96 018	1 114	354 585	0	0	0	0	296	96 018	1 114	354 585
500- 999	194	129 077	621	399 577	3	1 563	58	36 294	197	130 640	679	435 871
1000-1999	76	122 827	358	579 593	3	5 514	21	31 953	79	128 341	379	611 546
2000-2999	104	283 303	312	850 298	1	2 970	3	8 910	105	286 273	315	859 208
3000-3999	248	840 452	814	2 798 276	3	11 190	9	33 570	251	851 642	823	2 831 846
4000-4999	177	771 519	702	3 070 812	0	0	0	0	177	771 519	702	3 070 812
5000-5999	16	82 411	56	289 024	43	232 248	191	1 031 261	59	314 659	247	1 320 285
6000+	360	4 271 421	1 397	16 202 214	0	0	0	0	360	4 271 421	1 397	16 202 214
TOTAL	1 570	6 600 995	5 785	24 564 419	53	253 485	282	1 141 988	1 623	6 854 480	6 067	25 706 407
ONTARIO - ONTARIO												
1- 99	60	765	245	4 057	0	0	0	0	60	765	245	4 057
100- 499	10	2 114	30	7 062	0	0	0	0	10	2 114	30	7 062
500- 999	1	814	1	814	0	0	0	0	1	814	1	814
1000-1999	65	114 890	171	296 764	9	15 202	21	35 885	74	130 092	192	332 649
2000-2999	128	328 968	497	1 230 731	0	0	0	0	128	328 968	497	1 230 731
3000-3999	191	680 072	578	2 064 189	0	0	1	3 356	191	680 072	579	2 067 545
4000-4999	115	495 790	407	1 742 592	0	0	0	0	115	495 790	407	1 742 592
5000-5999	23	124 705	76	414 550	0	0	0	0	23	124 705	76	414 550
6000+	554	6 078 107	1 681	18 989 938	0	0	0	0	554	6 078 107	1 681	18 989 938
TOTAL	1 147	7 826 225	3 686	24 750 697	9	15 202	22	39 241	1 156	7 841 427	3 708	24 789 938

TABLE 9. VESSELS DEPARTED FROM CANADIAN PORTS, IN COASTWISE SHIPPING, BY PROVINCE, RIG AND SIZE RANGE - OCT-DEC, 1981

TABLEAU 9. NAVIRES EN PROVENANCE DE PORT CANADIENS, EN CABOTAGE NATIONAL, PAR PROVINCE, SUIVANT LE GREEMENT ET LA DIMENSION -OCT-DEC, 1981

PROVINCE AND NET TONNAGE	RIGGED QUART.	- GREEMENT QUART.	Y.T.D.-CUMULATIF	UNRIGGED QUART.	- SANS GREEMENT QUART.	Y.T.D.-CUMULATIF	TOTAL QUART.	- QUART	Y.T.D.-CUMULATIF			
PROVINCE ET TONNAGE NET	NUMBER	NET TONS	NUMBER	NET TONS	NUMBER	NET TONS	NUMBER	NET TONS	NUMBER	NET TONS	NUMBER	NET TONS
	NOMBRE	TONNES NET	NOMBRE	TONNES NET	NOMBRE	TONNES NET	NOMBRE	TONNES NET	NOMBRE	TONNES NET	NOMBRE	TONNES NET
BRITISH COLUMBIA - COLOMBIE-BRITANNIQUE												
1- 99	361	7 911	1 338	39 216	0	0	0	0	361	7 911	1 338	39 216
100- 499	471	117 689	2 080	533 964	68	22 143	360	114 783	539	139 832	2 440	648 747
500- 999	0	0	0	0	1 111	809 417	3 740	2 735 573	1 111	809 417	3 740	2 735 573
1000-1999	133	228 173	632	1 095 626	647	912 992	1 861	2 656 673	780	1 141 165	2 493	3 752 299
2000-2999	0	0	0	0	217	528 014	735	1 757 874	217	528 014	735	1 757 874
3000-3999	39	144 690	98	363 580	83	295 148	264	942 092	122	439 838	362	1 305 672
4000-4999	0	0	0	0	15	66 165	61	269 523	15	66 165	61	269 523
5000-5999	12	66 552	12	66 552	68	395 492	234	1 359 904	80	462 044	246	1 426 456
6000+	0	0	3	45 677	19	167 166	84	706 411	19	167 166	87	752 088
TOTAL	1 016	565 015	4 163	2 144 615	2 228	3 196 537	7 339	10 542 833	3 244	3 761 552	11 502	12 687 448
CANADA - CANADA												
1- 99	601	16 548	2 527	81 018	0	0	0	0	601	16 548	2 527	81 018
100- 499	2 377	809 257	9 247	3 201 343	68	22 143	360	114 783	2 445	831 400	9 607	3 316 126
500- 999	779	468 493	3 524	2 071 196	1 118	814 856	3 926	2 895 899	1 897	1 283 349	7 450	4 967 095
1000-1999	355	598 962	1 519	2 579 158	700	984 424	2 117	2 982 945	1 055	1 583 386	3 636	5 562 103
2000-2999	350	933 803	1 414	3 722 697	219	533 954	767	1 852 914	569	1 467 757	2 181	5 575 611
3000-3999	590	2 069 857	1 962	6 924 280	88	313 798	284	1 016 318	678	2 383 655	2 246	7 940 598
4000-4999	331	1 428 801	1 222	5 281 349	15	66 165	61	269 523	346	1 494 966	1 283	5 550 872
5000-5999	72	379 605	226	1 183 956	122	689 736	456	2 565 881	194	1 069 341	682	3 749 837
6000+	1 156	12 239 830	4 096	43 222 313	19	167 166	84	706 411	1 175	12 406 996	4 180	43 928 724
TOTAL	6 611	18 945 156	25 737	68 267 310	2 349	3 592 242	8 055	12 404 674	8 960	22 537 398	33 792	80 671 984

TABLE 10. NUMBER AND REGISTERED NET TONNAGE OF TUGS DEPARTING FROM CANADIAN PORTS IN COASTWISE SHIPPING, BY PORT - OCT-DEC, 1981

TABLÉAU 10. NOMBRE ET JAUGE NETTE ENREGISTRÉE DES REMORQUEURS EN PROVENANCE DE PORTS CANADIENS AU TITRE DU CABOTAGE, SELON LE PORT - OCT - DEC, 1981

PROVINCE - PORT	NUMBER- NOMBRE	NET TONNAGE - TONNAGE NET	CUMULATIVE NUM.-NOM.	CUMULATIF TON.-TON.
NEWFOUNDLAND - TERRE-NEUVE				
BURGED			1	14
CATALINA			1	1
CLARENVILLE	1	195	1	195
FORTUNE			1	14
HARBOUR BRETON			1	1
HOLYOOD	1	195	1	195
LONG POND			1	1
MARYSTOWN			1	1
PORT AUX BASQUES	1	195	1	195
ST. JOHNS	1	58	1	58
STEPHENVILLE	1	14	3	64
TOTAL - PROVINCE	5	657	13	739
PR. EDWARD ISLAND - ILE DU PR. EDOUARD				
CHARLOTTETOWN	1	11	47	517
SDURIS			9	198
SUMMER SIDE	1	11	29	267
PEI-NES/IPE-NQA	2	14	18	243
TOTAL - PROVINCE	4	36	103	1 225
NOVA SCOTIA - NOUVELLE-ECOSSE				
BRIDGEWATER			6	161
DIGBY	3	237	20	1 247
HALIFAX	8	108	46	1 299
LIVERPOOL	1	36	7	294
MARGARETSVILLE	8	656	28	1 943
MULGRAVE	4	255	9	327
PICTOJ	2	85	5	118
PORT HAWKESBURY	2	85	8	93
PUJWASH			1	14
SHELburne	5	309	29	1 697
SYDNEY	3	29	4	32
WEYMOUTH	1	11	35	385
YARMOUTH	4	240	21	1 081
NS.-NES/N-E.-NOA	4	124	53	625
TOTAL - PROVINCE	45	2 175	272	9 316
NEW BRUNSWICK - NOUVEAU-BRUNSWICK				
BATHURST	2	85	9	210
CARAQUET	1	3	4	167
CHATHAM	1	64	1	64
DALHOUSIE	2	2	2	2
GRAND MANAN	1	69	12	736
SAINT JOHN	25	1 661	121	6 388
N.B.-NES/NDA			4	226
TOTAL - PROVINCE	32	1 884	153	7 793
QUEBEC - QUEBEC				
BATE COMEAU			17	1 346
BECANCOUR	1	64	1	64
FORESTVILLE	21	903	94	4 035
GASPE			8	455
GRINDSTONE	1	14	10	621
MONT LOUIS			3	109
MONTREAL	24	1 193	72	4 972
NEW RICHMOND	1	1	3	3
PASPEBIAC			3	169
PORT CARTIER			7	401
PORT MENIER	1	93	21	1 861
QUEBEC	29	1 672	120	6 548
RIMOUSKI	1	93	4	372
SEPT ILES			5	128
SOREL	10	343	38	1 787
TROIS RIVIERES	13	300	27	974
VALLEYFIELD			3	213
QUEBEC-NES/NDA	3	213	9	838
TOTAL - PROVINCE	105	4 889	445	24 896
ONTARIO - ONTARIO				
BELLEVILLE			1	84
CLARKSON	1	8	1	8
CORNWALL			2	128
HAMILTON	6	63	37	847

TABLE 10. NUMBER AND REGISTERED NET TONNAGE OF TUGS DEPARTING FROM CANADIAN PORTS IN COASTWISE SHIPPING, BY PORT - OCT-DEC, 1981

TABLEAU 10. NOMBRE ET JAUGE NETTE ENREGISTREE DES REMORQUEURS EN PROVENANCE DE PORTS CANADIENS AU TITRE DU CABOTAGE, SELON LE PORT - OCT-DEC, 1981

PROVINCE - PORT	NUMBER- NOMBRE	NET TONNAGE - TONNAGE NET	CUMULATIVE NUM.-NOM.	CUMULATIF TON.-TON.
KINGSTON	5	456	13	996
NANTICOKE	1	195	1	195
OSHAWA	5	48	11	134
PORT COLBORNE	4	172	19	606
PORT MAITLAND			4	54
PORT STANLEY			1	61
ST. CATHARINES			2	40
SARNIA	1	8	2	16
SAULT STE. MARIE			2	279
THOROLD			1	27
THUNDER BAY			1	195
TORONTO	5	592	31	2 385
WHITBY	1	8	3	54
WINDSOR	1	133	1	133
ONTARIO-NES/NOA			8	235
TOTAL - PROVINCE	30	1 683	141	6 477
MANITOBA - MANITOBA				
CHURCHILL			10	1 866
TOTAL - PROVINCE			10	1 866
BRITISH COLUMBIA - COLUMBIE-BRITANNIQUE				
BROUGHTON STRAIT			5	17
BEAVER COVE	19	465	62	1 376
BLIND BAY	5	103	10	163
CAMPBELL RIVER			1	16
CENTRE BAY	3	12	34	382
CHEMAINUS	4	46	23	295
BUTE INLET	4	180	11	319
E COAST VAN ISL	8	94	102	1 004
COWICHAN BAY	3	39	6	78
CROFTON			6	67
FRASER RIVER	7	43	20	169
GOWLAND HARBOUR	6	87	12	174
HOWE SOUND	143	1 269	341	3 735
JERVIS INLET	10	358	48	1 248
JOHNSTONE STR	6	71	22	315
KNIGHT INLET	3	30	13	150
LOUGHBOROUGH INL	2	62	3	93
Q. CHAR. STRAIT	3	37	7	98
MENZIES BAY	1	14	5	102
NEW WESTMINSTER	2	8	9	36
N. ARM FRASER R.	40	183	138	1 304
PORT HARVEY	1	7	3	29
PORT MELLON			4	64
PORT MCNEILL	2	44	12	284
TOBA INLET	3	117	11	367
POWELL RIVER			1	22
RAGGED ISLAND	2	32	5	93
W COAST VAN IS N			4	64
SQUAMISH	21	105	53	326
TEAKERNE ARM	6	116	22	436
VANCOUVER			4	132
TOTAL - PROVINCE	304	3 522	997	12 952
NORTH-WEST TERR. - TERR. DU NORD-OUEST				
NWT-NES/TNO-NOA			12	2 214
TOTAL - PROVINCE			12	2 214
TOTAL - CANADA	525	14 846	2 146	67 478

TABLE 11. NUMBER AND REGISTERED NET TONNAGE OF VESSELS, AND TONNAGE OF CARGOES, LOADED AND UNLOADED IN COASTWISE SHIPPING FOR VESSELS OF FOREIGN REGISTRY, BY COUNTRY OF REGISTRY AND CANADIAN REGION - OCT-DEC, 1981

TABLEAU 11. NOMBRE ET JAUGE NETTE ENREGISTREE DES NAVIRES ET TONNAGE DES MARCHANDISES CHARGEES ET DECHARGEES AU TITRE DU CABOTAGE POUR LES NAVIRES BATTANT PAVILLON ETRANGER, SELON LE PAYS D'IMMATRICULATION ET LA REGION DU CANADA - OCT-DEC, 1981

REGISTRY MATRICULE	METRIC TONNES - TONNES METRIQUE											
	ATLANTIC AND ST. LAWRENCE			GREAT LAKES PORTS			PACIFIC PORTS			TOTAL		
	ATLANTIQUE ET SAINT-LAURENT			PORTS DES GRANDS LACS			PORTS DU PACIFIQUE					
	NO.	R.N.T.	CARGO T.	NO.	R.N.T.	CARGO T.	NO.	R.N.T.	CARGO T.	NO.	R.N.T.	CARGO T.
	J.N.R.	CARGAISON	NO.	J.N.R.	CARGAISON	NO.	J.N.R.	CARGAISON	NO.	J.N.R.	CARGAISON	
DEPARTED / LOADED												
NAVIRES SORTIS / EMBARQUEMENTS												
UNITED KINGDOM ROYAUME-UNI	2	8 040	16 466						2	8 040	16 466	
NETHERLANDS PAYS-BAS	10	50 210	109 948	5	25 105	50 250			15	75 315	160 198	
LIBERIA LIBERIA				2	14 551	21 893			2	14 551	21 893	
BAHAMAS ILES BAHAMAS	62	171 184	1 459						62	171 184	1 459	
BERMUDA BERMUDES	30	34 020	36 775						30	34 020	36 775	
UNITED STATES ETATS-UNIS	1	1 011	2 640	3	10 578	20 585			4	11 589	23 225	
GRAND TOTAL- TOTAL GENERAL	105	264 465	167 288	10	50 234	92 728			115	314 699	260 016	
ARRIVED / UNLOADED												
NAVIRES ENTRES / DEBARQUEMENTS												
UNITED KINGDOM ROYAUME-UNI	2	8 040	16 466						2	8 040	16 466	
NETHERLANDS PAYS-BAS	13	65 273	139 968	2	10 042	20 230			15	75 315	160 198	
LIBERIA LIBERIA				2	14 551	21 893			2	14 551	21 893	
BAHAMAS ILES BAHAMAS	62	171 184	1 459						62	171 184	1 459	
BERMUDA BERMUDES	34	41 339	36 775						34	41 339	36 775	
UNITED STATES ETATS-UNIS	2	4 537	8 599	2	7 052	14 626			4	11 589	23 225	
GRAND TOTAL- TOTAL GENERAL	113	290 373	203 267	6	31 645	56 749			119	322 018	260 016	

THE UNIVERSITY OF CHICAGO LIBRARY

1000 S. EAST ASIAN LIBRARY


CHICAGO, ILL. 60607

DATE	DESCRIPTION	AMOUNT	CHECK NO.	DEBITED TO	CREDITED TO	BALANCE
1/1/50	OPENING BALANCE	100.00				100.00
1/15/50	DEPOSIT	50.00	101			150.00
2/1/50	DEPOSIT	25.00	102			175.00
2/15/50	DEPOSIT	75.00	103			250.00
3/1/50	DEPOSIT	100.00	104			350.00
3/15/50	DEPOSIT	50.00	105			400.00
4/1/50	DEPOSIT	150.00	106			550.00
4/15/50	DEPOSIT	75.00	107			625.00
5/1/50	DEPOSIT	100.00	108			725.00
5/15/50	DEPOSIT	50.00	109			775.00
6/1/50	DEPOSIT	125.00	110			900.00
6/15/50	DEPOSIT	75.00	111			975.00
7/1/50	DEPOSIT	100.00	112			1075.00
7/15/50	DEPOSIT	50.00	113			1125.00
8/1/50	DEPOSIT	150.00	114			1275.00
8/15/50	DEPOSIT	75.00	115			1350.00
9/1/50	DEPOSIT	100.00	116			1450.00
9/15/50	DEPOSIT	50.00	117			1500.00
10/1/50	DEPOSIT	125.00	118			1625.00
10/15/50	DEPOSIT	75.00	119			1700.00
11/1/50	DEPOSIT	100.00	120			1800.00
11/15/50	DEPOSIT	50.00	121			1850.00
12/1/50	DEPOSIT	150.00	122			2000.00
12/15/50	DEPOSIT	75.00	123			2075.00
1/1/51	DEPOSIT	100.00	124			2175.00
1/15/51	DEPOSIT	50.00	125			2225.00
2/1/51	DEPOSIT	125.00	126			2350.00
2/15/51	DEPOSIT	75.00	127			2425.00
3/1/51	DEPOSIT	100.00	128			2525.00
3/15/51	DEPOSIT	50.00	129			2575.00
4/1/51	DEPOSIT	150.00	130			2725.00
4/15/51	DEPOSIT	75.00	131			2800.00
5/1/51	DEPOSIT	100.00	132			2900.00
5/15/51	DEPOSIT	50.00	133			2950.00
6/1/51	DEPOSIT	125.00	134			3075.00
6/15/51	DEPOSIT	75.00	135			3150.00
7/1/51	DEPOSIT	100.00	136			3250.00
7/15/51	DEPOSIT	50.00	137			3300.00
8/1/51	DEPOSIT	150.00	138			3450.00
8/15/51	DEPOSIT	75.00	139			3525.00
9/1/51	DEPOSIT	100.00	140			3625.00
9/15/51	DEPOSIT	50.00	141			3675.00
10/1/51	DEPOSIT	125.00	142			3800.00
10/15/51	DEPOSIT	75.00	143			3875.00
11/1/51	DEPOSIT	100.00	144			3975.00
11/15/51	DEPOSIT	50.00	145			4025.00
12/1/51	DEPOSIT	150.00	146			4175.00
12/15/51	DEPOSIT	75.00	147			4250.00
1/1/52	DEPOSIT	100.00	148			4350.00
1/15/52	DEPOSIT	50.00	149			4400.00
2/1/52	DEPOSIT	125.00	150			4525.00
2/15/52	DEPOSIT	75.00	151			4600.00
3/1/52	DEPOSIT	100.00	152			4700.00
3/15/52	DEPOSIT	50.00	153			4750.00
4/1/52	DEPOSIT	150.00	154			4900.00
4/15/52	DEPOSIT	75.00	155			4975.00
5/1/52	DEPOSIT	100.00	156			5075.00
5/15/52	DEPOSIT	50.00	157			5125.00
6/1/52	DEPOSIT	125.00	158			5250.00
6/15/52	DEPOSIT	75.00	159			5325.00
7/1/52	DEPOSIT	100.00	160			5425.00
7/15/52	DEPOSIT	50.00	161			5475.00
8/1/52	DEPOSIT	150.00	162			5625.00
8/15/52	DEPOSIT	75.00	163			5700.00
9/1/52	DEPOSIT	100.00	164			5800.00
9/15/52	DEPOSIT	50.00	165			5850.00
10/1/52	DEPOSIT	125.00	166			5975.00
10/15/52	DEPOSIT	75.00	167			6050.00
11/1/52	DEPOSIT	100.00	168			6150.00
11/15/52	DEPOSIT	50.00	169			6200.00
12/1/52	DEPOSIT	150.00	170			6350.00
12/15/52	DEPOSIT	75.00	171			6425.00
1/1/53	DEPOSIT	100.00	172			6525.00
1/15/53	DEPOSIT	50.00	173			6575.00
2/1/53	DEPOSIT	125.00	174			6700.00
2/15/53	DEPOSIT	75.00	175			6775.00
3/1/53	DEPOSIT	100.00	176			6875.00
3/15/53	DEPOSIT	50.00	177			6925.00
4/1/53	DEPOSIT	150.00	178			7075.00
4/15/53	DEPOSIT	75.00	179			7150.00
5/1/53	DEPOSIT	100.00	180			7250.00
5/15/53	DEPOSIT	50.00	181			7300.00
6/1/53	DEPOSIT	125.00	182			7425.00
6/15/53	DEPOSIT	75.00	183			7500.00
7/1/53	DEPOSIT	100.00	184			7600.00
7/15/53	DEPOSIT	50.00	185			7650.00
8/1/53	DEPOSIT	150.00	186			7800.00
8/15/53	DEPOSIT	75.00	187			7875.00
9/1/53	DEPOSIT	100.00	188			7975.00
9/15/53	DEPOSIT	50.00	189			8025.00
10/1/53	DEPOSIT	125.00	190			8150.00
10/15/53	DEPOSIT	75.00	191			8225.00
11/1/53	DEPOSIT	100.00	192			8325.00
11/15/53	DEPOSIT	50.00	193			8375.00
12/1/53	DEPOSIT	150.00	194			8525.00
12/15/53	DEPOSIT	75.00	195			8600.00
1/1/54	DEPOSIT	100.00	196			8700.00
1/15/54	DEPOSIT	50.00	197			8750.00
2/1/54	DEPOSIT	125.00	198			8875.00
2/15/54	DEPOSIT	75.00	199			8950.00
3/1/54	DEPOSIT	100.00	200			9050.00
3/15/54	DEPOSIT	50.00	201			9100.00
4/1/54	DEPOSIT	150.00	202			9250.00
4/15/54	DEPOSIT	75.00	203			9325.00
5/1/54	DEPOSIT	100.00	204			9425.00
5/15/54	DEPOSIT	50.00	205			9475.00
6/1/54	DEPOSIT	125.00	206			9600.00
6/15/54	DEPOSIT	75.00	207			9675.00
7/1/54	DEPOSIT	100.00	208			9775.00
7/15/54	DEPOSIT	50.00	209			9825.00
8/1/54	DEPOSIT	150.00	210			9975.00
8/15/54	DEPOSIT	75.00	211			10050.00
9/1/54	DEPOSIT	100.00	212			10150.00
9/15/54	DEPOSIT	50.00	213			10200.00
10/1/54	DEPOSIT	125.00	214			10325.00
10/15/54	DEPOSIT	75.00	215			10400.00
11/1/54	DEPOSIT	100.00	216			10500.00
11/15/54	DEPOSIT	50.00	217			10550.00
12/1/54	DEPOSIT	150.00	218			10700.00
12/15/54	DEPOSIT	75.00	219			10775.00
1/1/55	DEPOSIT	100.00	220			10875.00
1/15/55	DEPOSIT	50.00	221			10925.00
2/1/55	DEPOSIT	125.00	222			11050.00
2/15/55	DEPOSIT	75.00	223			11125.00
3/1/55	DEPOSIT	100.00	224			11225.00
3/15/55	DEPOSIT	50.00	225			11275.00
4/1/55	DEPOSIT	150.00	226			11425.00
4/15/55	DEPOSIT	75.00	227			11500.00
5/1/55	DEPOSIT	100.00	228			11600.00
5/15/55	DEPOSIT	50.00	229			11650.00
6/1/55	DEPOSIT	125.00	230			11775.00
6/15/55	DEPOSIT	75.00	231			11850.00
7/1/55	DEPOSIT	100.00	232			11950.00
7/15/55	DEPOSIT	50.00	233			12000.00
8/1/55	DEPOSIT	150.00	234			12150.00
8/15/55	DEPOSIT	75.00	235			12225.00
9/1/55	DEPOSIT	100.00	236			12325.00
9/15/55	DEPOSIT	50.00	237			12375.00
10/1/55	DEPOSIT	125.00	238			12500.00
10/15/55	DEPOSIT	75.00	239			12575.00
11/1/55	DEPOSIT	100.00	240			12675.00
11/15/55	DEPOSIT	50.00	241			12725.00
12/1/55	DEPOSIT	150.00	242			12875.00
12/15/55	DEPOSIT	75.00	243			12950.00
1/1/56	DEPOSIT	100.00	244			13050.00
1/15/56	DEPOSIT	50.00	245			13100.00
2/1/56	DEPOSIT	125.00	246			13225.00
2/15/56	DEPOSIT	75.00	247			13300.00
3/1/56	DEPOSIT	100.00	248			13400.00
3/15/56	DEPOSIT	50.00	249			13450.00
4/1/56	DEPOSIT	150.00	250			13600.00
4/15/56	DEPOSIT	75.00	251			13675.00
5/1/56	DEPOSIT	100.00	252			13775.00
5/15/56	DEPOSIT	50.00	253			13825.00
6/1/56	DEPOSIT	125.00	254			13950.00
6/15/56	DEPOSIT	75.00	255			14025.00
7/1/56	DEPOSIT	100.00	256			14125.00
7/15/56	DEPOSIT	50.00	257			14175.00
8/1/56	DEPOSIT	150.00	258			14325.00
8/15/56	DEPOSIT	75.00	259			14400.00
9/1/56	DEPOSIT	100.00	260			14500.00
9/15/56	DEPOSIT	50.00	261			14550.00
10/1/56	DEPOSIT	125.00	262			14675.00
10/15/56	DEPOSIT	75.00	263			14750.00
11/1/56	DEPOSIT	100.00	264			14850.00
11/15/56	DEPOSIT	50.00	265			14900.00
12/1/56	DEPOSIT	150.00	266			15050.00
12/15/56	DEPOSIT	75.00	267			15125.00
1/1/57	DEPOSIT	100.00	268			15225.00
1/15/57	DEPOSIT	50.00	269			

TABLE 12. NUMBER AND REGISTERED NET TONNAGE OF VESSELS, AND TONNAGE OF CARGOES, LOADED AND UNLOADED IN COASTWISE SHIPPING FOR VESSELS OF FOREIGN REGISTRY, BY COUNTRY OF REGISTRY AND CANADIAN REGION - Y.T.D., 1981

TABLÉAU 12. NOMBRE ET JAUGE NETTE ENREGISTRÉE DES NAVIRES ET TONNAGE DES MARCHANDISES CHARGÉES ET DECHARGÉES AU TITRE DU CABOTAGE POUR LES NAVIRES BATTANT PAVILLON ÉTRANGER, SELON LE PAYS D'IMMATICULATION ET LA RÉGION DU CANADA - CUMULATIF, 1981

REGISTRY MATRICULE	METRIC TONNES - TONNES METRIQUE											
	ATLANTIC AND ST. LAWRENCE			GREAT LAKES PORTS			PACIFIC PORTS			TOTAL		
	NO.	R.N.T.	CARGO T.	NO.	R.N.T.	CARGO T.	NO.	R.N.T.	CARGO T.	NO.	R.N.T.	CARGO T.
	NO.	J.N.R.	CARGAISON	NO.	J.N.R.	CARGAISON	NO.	J.N.R.	CARGAISON	NO.	J.N.R.	CARGAISON
DEPARTED / LOADED												
NAVIRES SORTIS / EMBARQUEMENTS												
UNITED KINGDOM ROYAUME-UNI	2	8 040	16 466							2	8 040	16 466
GREECE GRECE							1	15 620	40 606	1	15 620	40 606
NETHERLANDS PAYS-BAS	30	150 630	371 174	5	25 105	50 250				35	175 735	421 424
NORWAY NORVEGE	2	113 348	212 013							2	113 348	212 013
SWEDEN SUEDE	25	69 400	921							25	69 400	921
LIBERIA LIBERIA				3	22 502	34 889				3	22 502	34 889
JAPAN JAPON	2	4 888	6 730	1	4 084	9 497	1	11 420	29 789	4	20 392	46 016
BAHAMAS ILES BAHAMAS	301	831 125	9 802							301	831 125	9 802
BERMUDA BERMUDES	102	124 017	153 719							102	124 017	153 719
GREENLAND GRONLAND							3	93	47 950	3	93	47 950
UNITED STATES ETATS-UNIS	30	33 083	76 780	18	52 349	97 072				48	85 432	173 852
GRAND TOTAL - TOTAL GENERAL	494	1 334 531	847 605	27	104 040	191 708	5	27 133	118 345	526	1 465 704	1 157 658
ARRIVED / UNLOADED												
NAVIRES ENTRES / DEBARQUEMENTS												
UNITED KINGDOM ROYAUME-UNI	2	8 040	16 466							2	8 040	16 466
GREECE GRECE	1	15 620	40 606							1	15 620	40 606
NETHERLANDS PAYS-BAS	33	165 693	401 194	2	10 042	20 230				35	175 735	421 424
NORWAY NORVEGE	2	113 348	212 013							2	113 348	212 013
SWEDEN SUEDE	25	69 400	921							25	69 400	921
LIBERIA LIBERIA				3	22 502	34 889				3	22 502	34 889
JAPAN JAPON	2	13 864	36 519	1	4 084	9 497				3	17 948	46 016
BAHAMAS ILES BAHAMAS	302	834 068	9 802							302	834 068	9 802
BERMUDA BERMUDES	155	207 142	153 719							155	207 142	153 719
GREENLAND GRONLAND							3	93	47 950	3	93	47 950
UNITED STATES ETATS-UNIS	31	41 639	96 451	18	47 557	77 401				49	89 196	173 852
GRAND TOTAL - TOTAL GENERAL	553	1 468 814	967 691	24	84 185	142 017	3	93	47 950	580	1 553 092	1 157 658





SI VOUS PRÉFÉREZ CE QUESTIONNAIRE EN FRANÇAIS, VEUILLEZ COCHER

Report no.

S. 1 DOMESTIC SHIPPING REPORT

Transportation and Communications Division
 Authority - Statistics Act, Chapter 15, Statutes of Canada
 1970-71-72

Name of VESSEL		Voyage no.	Name of PORT	
			Country of registry if other than Canada	
	Registered net tonnage	Gross tonnage		

Duplicate copies of this report must be completed and filed with the nearest Customs office for each cargo vessel of fifteen registered net tons or over, and tugs or other vessels of fifteen gross tons or over, departing from a port in Canada. Canadian fishing and naval vessels are exempted.

<p>RIG</p> <p><input type="checkbox"/> 1. Steam</p> <p><input type="checkbox"/> 2. Motor</p> <p><input type="checkbox"/> 3. Unrigged</p>	<p>TYPE</p> <p><input type="checkbox"/> 1. Freight</p> <p><input type="checkbox"/> 2. Passenger & freight</p> <p><input type="checkbox"/> 3. Tanker</p> <p><input type="checkbox"/> 4. Scow or barge</p> <p><input type="checkbox"/> 5. Tug</p> <p><input type="checkbox"/> 6. Other (Specify) _____</p>
---	---

ARRIVAL	Day	Month	Year	Last port departed from						
Port where cargoes were loaded				UNLOADINGS	Description of cargo (Avoid use of the term "General Cargo" and enter only one commodity per line)	These columns for Statistics Canada use only	Weight of cargo in metric tonnes (1000 kilos = 1 tonne) if not in tonnes specify unit of measurement			
				X						
				A						
				B						
				C						
				D						
				E						
				F						
				G						
				H						
				I						
				J						

DEPARTURE	Day	Month	Year	First port departed for						
Port where cargoes are to be unloaded				LOADINGS	Description of cargo (Avoid use of the term "General Cargo" and enter only one commodity per line)	These columns for Statistics Canada use only	Weight of cargo in metric tonnes (1000 kilos = 1 tonne) if not in tonnes specify unit of measurement			
				X						
				A						
				B						
				C						
				D						
				E						
				F						
				G						
				H						
				I						
				J						

Name of Canadian agency or company completing this report (Print):	Address
--	---------

Name of company operating this vessel if different from above (Print):	Address
--	---------

I certify that the above statement is true.	Name in block letters	Title	Phone number
Signature:			

FOR ADDITIONAL CARGO DETAIL:

ARRIVAL				Day		Month		Year		Last port departed from					
Port where cargoes were loaded										UNLOADINGS		These columns for Statistics Canada use only		Weight of cargo in metric tonnes (1000 kilos = 1 tonne) if not in tonnes specify unit of measurement	
										Description of cargo (Avoid use of the term "General Cargo" and enter only one commodity per line)					
										K					
										L					
										M					
										N					
										O					
										P					
										Q					
										R					
										S					
										T					
										U					
										V					
										W					
DEPARTURE				Day		Month		Year		First port departed for					
Port where cargoes are to be unloaded										LOADINGS		These columns for Statistics Canada use only		Weight of cargo in metric tonnes (1000 kilos = 1 tonne) if not in tonnes specify unit of measurement	
										Description of cargo (Avoid use of the term "General Cargo" and enter only one commodity per line)					
										K					
										L					
										M					
										N					
										O					
										P					
										Q					
										R					
										S					
										T					
										U					
										V					
										W					

REMARKS:



IF YOU PREFER THIS QUESTIONNAIRE
IN ENGLISH, PLEASE CHECK

Rapport no

RAPPORT SUR LA NAVIGATION EN EAUX INTÉRIEURES

Division des transports et des communications
Déclaration exigée en vertu de la Loi sur la statistique
chapitre 15, Statuts du Canada de 1970 - 71 - 72

Nom du NAVIRE		No du voyage	Nom du PORT Pays d'immatriculation si autre que le Canada
Jauge officielle nette	Jauge brute		

Pour tout navire à marchandises ayant une jauge nette officielle de quinze tonneaux ou plus, et tout remorqueur ou autre bateau ayant une jauge brute de quinze tonneaux ou plus, le présent rapport doit être rempli et présenté en double exemplaire au bureau des douanes le plus près pour chacun des départs d'un port canadien. Les bateaux canadiens de pêche et de la marine sont exclus.

GRÉEMENT
 1. Vapeur
 2. Moteur
 3. Sans grément

GENRE
 1. Fret
 2. Passagers et fret
 3. Citerne
 4. Chaland
 5. Remorqueur
 6. Autre
 (Préciser) _____

ARRIVÉE	Jour	Mois	Année	Dernier port d'escale		
Port de chargement de la cargaison				DÉCHARGEMENTS	Réserve à Statistique Canada	Poids de la cargaison en tonnes métriques (1000 kilos = 1 tonne) si non spécifier l'unité de mesure
				Description de la cargaison (Éviter d'utiliser l'expression "cargaison générale" et inscrire une marchandise par ligne seulement)		
					X	
					A	
					B	
					C	
					D	
					E	
					F	
					G	
					H	
					I	
					J	

DÉPART	Jour	Mois	Année	Prochain port d'escale		
Port de déchargement de la cargaison				CHARGEMENTS	Réserve à Statistique Canada	Poids de la cargaison en tonnes métriques (1000 kilos = 1 tonne) si non spécifier l'unité de mesure
				Description de la cargaison (Éviter d'utiliser l'expression "cargaison générale" et inscrire une marchandise par ligne seulement)		
					X	
					A	
					B	
					C	
					D	
					E	
					F	
					G	
					H	
					I	
					J	

Nom de l'agent canadien ou de la compagnie qui complète cette formule (en lettres moulées):	Adresse
Nom de la compagnie qui exploite ce navire s'il diffère de celui mentionné plus haut (en lettres moulées):	Adresse

Je déclare que ce qui précède est véridique.	Nom en lettres moulées	Fonction	Téléphone
Signature: _____			

DÉTAILS SUPPLÉMENTAIRES CONCERNANT LA CARGAISON

ARRIVÉE				Dernier port d'escale			
Jour	Mois	Année					
Port de chargement de la cargaison			DÉCHARGEMENTS		Réserve à Statistique Canada		Poids de la cargaison en tonnes métriques (1000 kilos = 1 tonne) si non spécifier l'unité de mesure
			Description de la cargaison (Éviter d'utiliser l'expression "cargaison générale" et inscrire une marchandise par ligne seulement)				
				K			
				L			
				M			
				N			
				O			
				P			
				Q			
				R			
				S			
				T			
				U			
				V			
				W			
DÉPART				Prochain port d'escale			
Jour	Mois	Année					
Port de déchargement de la cargaison			CHARGEMENTS		Réserve à Statistique Canada		Poids de la cargaison en tonnes métriques (1000 kilos = 1 tonne) si non spécifier l'unité de mesure
			Description de la cargaison (Éviter d'utiliser l'expression "cargaison générale" et inscrire une marchandise par ligne seulement)				
				K			
				L			
				M			
				N			
				O			
				P			
				Q			
				R			
				S			
				T			
				U			
				V			
				W			

APPENDIX IV

APPENDICE IV

List of Canadian Ports

Liste des ports canadiens

Newfoundland - Terre-Neuve

Argentia
Baie Verte
Bay Roberts
Bell Island
Botwood
Burgeo
Burin
Carmanville
Catalina
Clarenville
Corner Brook (Hughes Brook, Curling, Humber-
mouth)
Come-by-Chance
Fortune
Goose Bay
Grand Bank
Harbour Breton
Harbour Grace
Hawkes Bay
Holyrood
Lewisporte
Long Harbour
Long Pond (Manuels)
Marystown
Port-aux-Basques
Port Hope Simpson
Ramea
St. Alban's
St. John's
St. Lawrence
Stephenville (St. George's, Flat Bay, Flat
Point, Turf Point)
Tilt Cove
Tommy's Arm
All other Newfoundland ports - Tous autres
ports de Terre-Neuve

**Prince Edward Island - Île-du-Prince-
Édouard**

Charlottetown
Souris
Summerside (Borden)
All other Prince Edward Island ports - Tous
autres ports de l'Île-du-Prince-Édouard

Nova Scotia - Nouvelle-Écosse

Amherst
Baddeck
Bridgewater
Digby
Halifax
Hantsport
Little Narrows
Liverpool (Brooklyn)
Lunenburg
Margaretsville
Mulgrave
North Sydney
Parrsboro
Pictou
Port Hawkesbury (Point Tupper)
Pugwash
Riverport
Shelburne
Sydney (Point Edward)
Walton
Wallace
Wolfville (Port Williams)
Yarmouth
All other Nova Scotia ports - Tous autres ports
de la Nouvelle-Écosse

New Brunswick - Nouveau-Brunswick

Bathurst
Belledune
Blacks Harbour
Campbellton
Caraquet
Chatham
Dalhousie
Grand Manan (North Head)
Moncton
Newcastle (Bridgetown)
Saint John
St. Andrews
St. Stephen
All other New Brunswick ports - Tous autres ports
du Nouveau-Brunswick

List of Canadian Ports - Continued

Liste des ports canadiens - suite

Québec

Baie Comeau
Bécancour
Blanc Sablon
Black Cape
Cap Chat
Carleton
Chandler
Chicoutimi
Contrecoeur
Donnacona
Forestville
Gaspé
Godbout
Grande Vallée
Grindstone
Havre-St.-Pierre
Lanoraie
Les Escoumins
Matane
Mont Louis
Montréal
New Richmond
Paspébiac
Pentecôte
Pointe-au-Pic
Pointe-Noire (Clarke City)
Port Alfred
Port Cartier
Port Menier
Québec
Rimouski
Rivière du Loup
St. Augustin
St. Jean Port Joli
St. Siméon
Ste. Anne des Monts
Sept-Îles
Sorel
Trois-Pistoles
Trois-Rivières
Valleyfield
Varennes
Northern Québec ports - Ports du nord du Québec
All other Québec ports - Tous autres ports du Québec

Ontario

Amherstburg
Badgeley Island
Bath
Belleville
Britt
Byng Inlet
Cardinal
Clarkson

Cobourg
Colborne
Collingwood
Cornwall
Courtright
Cutler
Depot Harbour
Erieau
Goderich
Hamilton
Killarney
Kingston
Kingsville
Lakeview
Little Current
Marathon
Michipicoten Harbour
Midland
Morrisburg
Nanticoke
Oakville (Bronte)
Oshawa
Owen Sound
Parry Sound
Pelee Island
Picton
Port Colborne
Port Credit
Port Hope
Port Lambton
Port Maitland
Port McNicoll
Port Stanley
Prescott
Red Rock
St. Catharines (Port Weller, Port Dalhousie)
Sarnia
Sault Ste. Marie (Marks Bay, Mill Pond)
Serpent River
Sombra
Thorold
Thunder Bay
Toronto
Trenton
Wallaceburg
Whitby
Whitefish River
Windsor (Walkerville, Sandwich, Ojibway, Riverside)
Northern Ontario ports - Ports du nord de l'Ontario
All other Ontario ports - Tous autres ports de l'Ontario

Manitoba

Churchill
All other Manitoba ports - Tous autres ports du Manitoba

List of Canadian Ports - Continued

Liste des ports canadiens - suite

British Columbia - Colombie-Britannique

Alert Bay
Bamberton
Beaver cove
Beecher Bay
Bella Coola (S. Bentinck Arm)
Blind Bay
Blubber Bay
Britannia Beach
Broughton Strait (Mitchell Bay, Sointula)
Burrard Inlet (Indian Arm)
Bute Inlet (Butterfly Bay, Frederick Arm, Orford Bay, Patricia Bay, Stuart Island)
Campbell River (Duncan Bay)
Centre Bay
Chatham Sound (Big Bay, Cassiar, Digby Island, Port Simpson, Skeena River, Tuck Inlet)
Chemainus
Courtenay
Cowichan Bay
Crofton (Croft Hill)
Eastcoast Vancouver Island South (Burgoyne Bay, Colwood, Earle Creek, Echo Bay, Echo Cove, Egmont, French Creek, Fulford Harbour, Gabriola Harbour, Ganges Harbour, Georgia Strait, Gibsons Landing, Half Moon Bay, Match Point, Hernondo Island, Hornby Island, Lund, Madeira Park, Malaspina Strait, Mayne Island, Narrows Inlet, Northwest Bay, Otter Bay, Parksville, Pedder Bay, Pender Harbour, Porpoise Bay, Saanichton, Sand Heads, Saturna Island, Savary Island, Sechelt, Silva Bay, Stillwater, Telegraph Cove, Trail Islands, Treat Creek, Welcome Passage)
Esquimalt
Fitz Hugh Sound (Collins Bay, Kemano, Klemtu, Shearwater, Tallheo)
Fraser River (Agamemnon Channel, Ahousat, Annis Bay, Haney, Langley, Maple Ridge, Pitt Lake)
Gold River
Gowland Harbour
Hecate Strait (Beattie Anchorage, Butedale, Cast Island, Douglas Channel, Hartley Bay, Iceberg Bay, Kitkatla)
Howe Sound (Anvil Island, Avalon Sort, Bowen Island, Gambier Island, Hopkins Landing, Langdale, Plowden Bay, Watts Point, West Bay)
Jervis Inlet (Goliath Bay, Lang Bay, Nelson Island, Princess Royal Reach)
Johnstone Strait (Apple River, Baker Island, Call Inlet, Church House, Cortez Island, Cracroft, Crawford Anchorage, Cutter Creek, D'Arcy Point, Discovery Passage, Forward Harbour, Goletas Channel, Gorge Harbour, Hardwicke Island, Havannah Channel, Hoeya Sound, Johns Point, Kelsey Bay, Lagoon Cove, Lewis Channel, Mansons

Landing, McMullen Point, Naka Creek, Nodales Channel, Orange Point, Phillips Arm, Potts Lagoon, Quathiaski, Rankin Cove, Raza Island, Redonda, Refuge Cove, Robson Bight, Shaw Point, Styles Point, Turnbull Cove)
Kimsquit
Kitimat
Knight Inlet (Heydon Bay, Thompson Sound)
Ladysmith
Little Espinosa Inlet
Loughborough Inlet
Lyll Harbour
Marble Bay
Masset
Menzies Bay
Milbanke Sound (Bella Bella, Berry Inlet, Burke Channel, Kwatna Inlet, Minerva Creek, Nekite River, Safety Cove)
Namu
Nanaimo (Harmac)
New Westminster
North Arm Fraser River (Duck Island)
Ocean Falls
Port Alberni
Port Hardy (Hardy Bay)
Port Harvey
Port Nelson
Port McNeill
Portland Inlet (Khutzeymateen Inlet, Kincolith, Somerville Bay)
Powell River
Prince Rupert
Quatsino
Queen Charlotte Strait (Drury Inlet, Shoal Harbour, Wakeman Sound)
Queen Charlotte Islands (Alliford Bay, Bearskin Bay, Dinan Bay, Dogfish Bay, Heater Harbour, Heath Bay, Huston River, Lina Island, Louise Island, Lyell Island, Naden, Port Clements, Queen Charlotte City, Rennell Sound, Whalen Lake)
Ragged Inlet
Rivers Inlet (Dawson Landing, Finn Bay, Goose Bay, Kilbella Bay, Owikeno)
Roberts Bank
Rupert Inlet
Sewell Inlet
Seymour Inlet
Shannon Bay
Siwash
Skidegate
Smith Inlet
Sooke
South Bay
Squamish
Stewart
Tasu
Tahsis
Teakerne Arm
Texada
Toba Inlet

List of Canadian Ports - Concluded

Liste des ports canadiens - fin

British Columbia - Concluded - Colombie-Britannique - fin

Twin Creeks
Ucluelet
Vananda
Vancouver (Port Moody, North Arm, Ioco, Burnaby, English Bay, False Creek, Dollarton)
Victoria
Watson Island
Westcoast Vancouver Island North (Allison Harbour, Boughey Bay, Bull Harbour, Chamiss Bay, Easy Inlet, Head Bay, Holberg, Jeune Landing, Kashutl Inlet, Kyuquot, McCurdy Creek, Tsowwin River, Winter Harbour)

Westcoast Vancouver Island South (Bamfield, Barr Creek, Bedingfield Bay, Conuma River, Esperanza, Green Cove, Hecate Bay, Jordan River, Kildonan, Mooyah Bay, Moyeha Bay, Nootka Sound, Snug Basin, Stewardson Inlet, Toquart Bay)

Zeballos

Northwest Territories - Territoires du Nord-Ouest

Frobisher Bay
All other Northwest Territories ports - Tous les autres ports des Territoires du Nord-Ouest

APPENDIX V

LIST OF COMMODITIES

Live animals

Cattle
Live animals, n.e.s.

Food, Feed, Beverages and Tobacco

Meat and Meat Preparations

Meat, fresh, chilled or frozen
Meat, cured
Meat and meat preparations, n.e.s.

Fish and Marine Animals

Fish, fresh, chilled or frozen
Fish, smoked, salted, dried or pickled
Fish, canned
Lobster
Shell fish, n.e.s., meat of marine animals,
and other fishery foods and feeds

Dairy Produce, Eggs and Honey

Butter
Cheese
Milk powder
Dairy produce, n.e.s., eggs and honey

Grain, Flour, Meat and Cereal Preparations

Barley
Corn
Oats
Rye
Wheat
Cereals, unmilled, n.e.s.
Corn meal and flour
Corn starch
Malt and malt flour
Wheat flour
Cereals, milled, n.e.s.
Bakery products (including those frozen)
Macaroni and cereal products, and farina-
ceous substances and flour for use as food

APPENDICE V

LISTE DES MARCHANDISES

Animaux vivants

Bovins
Animaux vivants, n.d.a.

**Aliments, aliments pour animaux, boissons et
tabacs**

Viandes et préparations de viande

Viandes fraîches, refroidies ou congelées
Viandes salées ou fumées
Viandes et préparations de viande, n.d.a.

Poisson et animaux marins

Poisson frais, refroidi ou congelé
Poisson fumé, salé, séché ou mariné
Poisson, en boîtes
Homard
Coquillages, n.d.a., viande d'animaux marins, et
autres aliments de poisson et aliments de pois-
son pour animaux

Produits laitiers, oeufs et miel

Beurre
Fromage
Lait en poudre
Produits laitiers, n.d.a., oeufs et miel

Céréales, farine, et préparations de céréales

Orge
Maïs
Avoine
Seigle
Blé
Céréales, non moulues, n.d.a.
Semoule et farine de maïs
Fécule de maïs
Malt et farine de malt
Farine de blé
Céréales moulues, n.d.a.
Produits de boulangerie (y compris produits con-
gelés)
Pâtes alimentaires et produits céréaliers, sub-
stances farineuses et farine utilisées comme
aliments

LIST OF COMMODITIES - Continued

**Food, Feed, Beverages and Tobacco -
Continued**

Fruits and Fruit Preparations

Apples (including crab-apples)
Bananas and plantains
Fresh or chilled fruits and berries, n.e.s.
Frozen fruits and berries
Dried and dehydrated fruits
Fruit juices, unfermented, not concentrated,
and fruit juice concentrates
Fruit pulp and purée (not canned)
Fruits, preserved, not canned, n.e.s.
Fruits and preparations, canned (excluding
infant foods)

Nuts, Except Oil Nuts

Peanuts, roasted or otherwise prepared
Nuts, except oil nuts, n.e.s.

Vegetables and Vegetable Preparations

Potatoes
Vegetables, fresh or chilled, n.e.s.
Vegetables, frozen
Vegetables, dried
Vegetables and vegetable preparations,
n.e.s.

Sugar and Sugar Preparations

Raw sugar
Sugar, n.e.s.
Molasses, crude
Molasses, refined
Syrup
Sugar preparations (including confectionery)

Cocoa, Coffee, Tea and Spices

Cocoa and chocolate
Coffee
Tea
Spices
Vinegar

Margarine, Shortening and Lard

Margarine and similar products
Shortening
Lard

**Miscellaneous Foods, Food Materials and Food
Preparations**

Sausage skins or casings
Miscellaneous foods, food materials and food
preparations, n.e.s.

LISTE DE MARCHANDISES - suite

**Aliments, aliments pour animaux, boissons et
tabacs - suite**

Fruits et préparations de fruits

Pommes (y compris pommettes)
Bananes et bananes des Antilles
Baies et fruits frais ou refroidis, n.d.a.
Baies et fruits congelés
Fruits séchés ou déshydratés
Jus de fruits, non fermentés, non concentrés et
concentrés de jus de fruits
Pulpe et purée de fruits (non en boîtes)
Fruits, conservés, mais non en boîtes, n.d.a.
Fruits et préparations, en boîtes (sauf aliments
pour bébés)

Noix, sauf noix oléagineuses

Cacahuètes, grillées ou autrement préparées
Noix, sauf noix oléagineuses, n.d.a.

Légumes et préparations de légumes

Pommes de terre
Légumes, frais ou refroidis, n.d.a.
Légumes, congelés
Légumes, séchés
Légumes et préparations de légumes, n.d.a.

Sucre et préparations à base de sucre

Sucre brut
Sucre, n.d.a.
Mélasse, brute
Mélasse, raffinée
Sirop
Préparations à base de sucre (y compris con-
fiserie)

Cacao, café, thé et épices

Cacao et chocolat
Café
Thé
Épices
Vinaigre

Margarine, shortening et saindoux

Margarine et produits semblables
Shortening
Saindoux

**Aliments divers, matières nutritives et prépara-
tions alimentaires**

Enveloppes et boyaux à saucisses
Aliments divers, matières nutritives et prépara-
tions alimentaires, n.d.a.

LIST OF COMMODITIES - Continued

Food, Feed, Beverages and Tobacco -
Concluded

Fodder and Feed, Except Unmilled Cereals

Hay, forage and straw
Hulls, screenings, chaff and scorings
Wheat bran, shorts and middlings
Ground cereals and by-products, n.e.s.
Cottonseed oil meal and cake
Soyabean oil meal and cake
Oil seed meals and cake, n.e.s.

Brewers' and distillers' grains and solubles
Feeds of vegetable origin, n.e.s.
Feeds of animal origin
Concentrated and complete feeds

Beverages

Non-alcoholic beverages
Ale, beer, stout and porter
Wines
Fermented alcoholic beverages, n.e.s.
Distilled alcoholic beverages

Tobacco

Cigarettes
Tobacco, n.e.s.

Crude Materials, Inedible

**Crude Animal Products, Inedible (Except
Fibres)**

Raw hides and skins and undressed fur skins
Crude animal products, inedible (except
fibres), n.e.s.

**Crude Vegetable Products, Inedible (Except
Tobacco, Fibres and Wood)**

Seeds for sowing, n.e.s.
Flaxseed
Mustard seed
Rapeseed
Soya beans
Oil seeds, oil nuts and oil kernels, n.e.s.
Nursery and greenhouse stock and related
materials
Rubber and allied gums, natural, and natu-
ral gums and resins
Crude vegetable products, inedible (except
tobacco, fibres and wood), n.e.s.

LISTE DES MARCHANDISES - suite

Aliments, aliments pour animaux, boissons et
tabacs - fin

**Fourrage et aliments pour animaux, sauf céréales
non moulues**

Foin, fourrages et paille
Écalures, criblures, rebut et impuretés
Son, remoulage et issues de blé
Céréales moulues et sous-produits, n.d.a.
Tourteau et farine de graine de coton
Tourteau et farine de graine de soya
Tourteau et farine de graines oléagineuses,
n.d.a.
Grains et solubles de brasserie et de distillerie
Aliments pour animaux d'origine végétale, n.d.a.
Aliments pour animaux d'origine animale
Aliments pour animaux concentrés et complets

Boissons

Boissons non alcooliques
Ale, bière, porter et stout
Vins
Boissons alcooliques fermentées, n.d.a.
Boissons alcooliques distillées

Tabacs

Cigarettes
Tabacs n.d.a.

Matières brutes, non comestibles

**Produits bruts d'origine animale, non comesti-
bles (sauf fibres)**

Peaux et cuirs bruts et pelleteries non apprêtées
Produits bruts d'origine animale, non comestibles
(sauf fibres), n.d.a.

**Produits bruts d'origine végétale, non comesti-
bles (sauf tabacs, fibres et bois)**

Graine de semence, n.d.a.
Graine de lin
Graine de moutarde
Graine de colza
Fèves de soya
Graines, noix et amandes oléagineuses, n.d.a.
Produits de pépinière et de culture de serre et
matières connexes
Caoutchouc et gommés semblables, naturels et
gommés et résines naturelles
Produits bruts d'origine végétale, non comesti-
bles (sauf tabacs, fibres et bois), n.d.a.

LIST OF COMMODITIES - Continued

Crude Materials, Inedible - Continued

Crude Wood Materials

Logs
Bolts and round timber
Pulpwood
Crude wood materials, n.e.s.

Textile and Related Fibres (Including Waste)

Wool and fine animal hair suitable for spinning
Textile and related fibres (including waste), n.e.s.

Metallic Ores, Concentrates, Scrap Metals and By-products (Alternative Classification)

Alumina and bauxite ore
Copper ore and concentrates and matte and precipitates
Iron ore, crude, and concentrates, calcined, roasted or treated
Lead ore and concentrates
Manganese ore
Nickel-copper ore, nickel-copper matte or speiss, and nickel concentrates
Titanium ore
Zinc ore and concentrates
Ores, concentrates and precipitates, n.e.s.
Iron and steel scrap
Non-ferrous and precious metal scrap
Slags, drosses and other by-products

Coal, Crude Petroleum and Related Crude Products

Coal, bituminous, sub-bituminous, and lignite
Coal, n.e.s.
Crude petroleum, petroleum tops and natural gasoline
Natural gas and other crude bituminous substances

Crude Non-metallic Minerals (Except Coal and Petroleum)

Asbestos, unmanufactured, crude and fibre
Bentonite
China clay
Dolomite
Clay and other crude refractory materials, n.e.s.
Sand and gravel
Limestone

LISTE DES MARCHANDISES - suite

Matières brutes, non comestibles - suite

Matières en bois brut

Billes
Billots et bois ronds
Bois à pâte
Matières en bois brut, n.d.a.

Textiles et fibres connexes (y compris déchets)

Laine et poil fin d'animal pouvant être filés
Textiles et fibres connexes (y compris déchets), n.d.a.

Minerais de métaux, concentrés, déchets et métaux et sous-produits (1^{ère} possibilité de classification)

Alumine et minerai de bauxite
Minerai, concentrés, matte et précipités de cuivre
Minerai de fer brut et concentrés calcinés, grillés ou traités
Minerai et concentrés de plomb
Minerai de manganèse
Minerai de nickel et de cuivre, matte ou speiss de nickel et de cuivre et concentrés de nickel
Minerai de titane
Minerai et concentrés de zinc
Minerais, concentrés et précipités, n.d.a.
Déchets de fer et d'acier
Déchets de métaux non ferreux et précieux
Scories, crasses et autres sous-produits

Charbon, pétrole brut et produits bruts connexes

Charbon bitumineux, sous-bitumineux et lignite
Charbon, n.d.a.
Pétrole brut, produits de tête et essence naturelle
Gaz naturel et autres substances bitumineuses brutes

Minéraux brut non métallique (sauf charbon et pétrole)

Amiante, non fabriqué, brut et en fibres
Bentonite
Kaolin
Dolomite
Argile et autres matières réfractaires brutes, n.d.a.
Sable et gravier
Pierre à chaux

LIST OF COMMODITIES - Continued

LISTE DES MARCHANDISES - suite

Crude Materials, Inedible - Concluded

Matières brutes, non comestibles - fin

Crude Non-metallic Minerals (Except Coal and Petroleum) - Concluded

Minéraux bruts non métalliques (sauf charbon et pétrole) - fin

Crushed stone, (including stone refuse, excluding limestone flux and crushed limestone)

Pierre concassée, (y compris rebuts de pierre, non compris castine et pierre à chaux concassée)

Stone, crude, n.e.s.

Pierre brute, n.d.a.

Water and ice

Eau et glace

Barytes, natural

Barytine, naturelle

Fluorspar

Fluorine

Gypsum

Gypse

Phosphate rock

Roche phosphatée

Salt

Sel

Sulphur in ores, crude and refined (excluding pharmaceutical grade)

Soufre dans les minerais, brut ou raffiné (sauf qualité pharmaceutique)

Crude non-metallic minerals (except coal and petroleum), n.e.s.

Minéraux bruts non métalliques (sauf charbon et pétrole), n.d.a.

Waste and Scrap Materials, n.e.s.

Matières de rebut et déchets, n.d.a.

Cotton and textile rags and waste

Chiffons et déchets de textile et de coton

Hogged fuel (wood)

Bois débité en copeaux (combustible)

Waste and scrap materials, n.e.s.

Matières de rebut et de déchet, n.d.a.

Fabricated Materials, Inedible

Matières travaillées, non comestibles

Leather

Cuir

Leather

Cuir

Furs, dressed

Fourrures apprêtées

Rubber fabricated materials

Demi-produits en caoutchouc

Wood Fabricated Materials

Demi-produits en bois

Lumber and timber

Bois d'oeuvre et bois de construction

Flooring

Revêtements de parquetage

Railway ties

Traverses de voie ferrée

Shingles and shakes

Bardeaux et bardeaux fendus

Lath of wood

Latte de bois

Other sawmill products, n.e.s.

Autres sciages, n.d.a.

Veneer, plywood and wood building boards

Placage, contreplaqué et planches de construction

Cooperage stock and box, crate and package shook

Demi-produits de tonnellerie et planchages à boîtes, cageots et emballages

Wood fabricated materials, n.e.s.

Demi-produits en bois, n.d.a.

Pulp

Pâte

Pulp

Pâte

Paper and Paperboard

Papier et carton

Newsprint paper

Papier journal

Paper, n.e.s.

Papier, n.d.a.

Paperboard

Carton

LIST OF COMMODITIES - Continued

Fabricated Materials, Inedible - Continued

Paper and Paperboard - Concluded

Building paper and building board (excluding wood, plastic and gypsum board)
Wet machine board and converted paper

Textile Fabricated Materials

Cordage, twine and rope (excluding braided cords and threads)
Jute broad woven fabrics
Textile fabricated materials, n.e.s.

Oils, Fats, Waxes, Extracts and Derivatives, Animal and Vegetable

Animal oils and fats (excluding marine)
Fish and marine animal oils
Soyabean oil
Vegetable oils and fats (excluding essential oils), n.e.s.
Oils, fats, waxes, extracts and derivatives, animal and vegetable, n.e.s.

Chemical and Related Products

Sulphuric acid (including oleum)
Metallic salts and peroxysalts, of inorganic acids
Inorganic chemicals, n.e.s.
Glycol
Organic chemicals, n.e.s.
Explosives, fuses and caps
Muriate of potassium (Potash)
Fertilizers and fertilizer materials, n.e.s.
Agricultural chemicals, formulated (crop and seed treatments and herbicides); other insecticides and rodenticides; and adhesives
Synthetic rubber (including rubber compounds and reclaimed rubber)
Plastic materials, not shaped, and plastic basic shapes and forms
Dyestuffs (excluding dyeing extracts); pigments, lakes and toners (excluding those in chemicals); and paints and related products
Chemical specialties, industrial, n.e.s.

Petroleum and Coal Products

Gasoline
Fuel oil
Lubricating oils and greases
Coke of petroleum and coal
Asphalts and road oils
Coal tar and coal pitch
Petroleum and coal products, n.e.s.

LISTE DES MARCHANDISES - suite

Matières travaillées, non comestibles - suite

Papier et carton - fin

Plaques de construction, papier et carton (sauf planches en bois, en plastique ou en gypse)
Carton en pâte pressé et papier transformé

Ouvrages en matières textiles

Cordage, ficelle et corde (sauf cordes tressées et fils)
Tissus de jute larges
Ouvrages en matières textiles, n.d.a.

Huiles, matières grasses, cires, extraits et dérivés d'origine animale et végétale

Huiles et matières grasses d'origine animal (sauf marine)
Huiles de poissons et d'animaux marins
Huile de soya
Huiles et matières grasses végétales (sauf huiles essentielles), n.d.a.
Huiles, matières grasses, cires, extraits et dérivés d'origine animale et végétale, n.d.a.

Produits chimiques et produits connexes

Acide sulfurique (y compris oleum)
Sels métalliques et persels d'acides inorganiques
Produits chimiques inorganiques, n.d.a.
Glycol
Produits chimiques organiques, n.d.a.
Explosifs, mèches et amorces
Muriate de potassium (potasse)
Engrais et matières fertilisantes, n.d.a.
Produits chimiques agricoles, formulés (produits pour cultures et semences et herbicides); autres insecticides et rodenticides; et adhésifs
Caoutchouc synthétique (y compris composés de caoutchouc et caoutchouc régénéré)
Matières plastiques non façonnées et formes élémentaires de matières plastiques
Matières colorantes (sauf extraits colorants); pigments, laques et tonifiants (sauf ceux des produits chimiques); et peintures et produits connexes
Produits chimiques industriels, spéciaux, n.d.a.

Dérivés du pétrole et du charbon

Essence
Mazout
Graisses et huiles lubrifiantes
Coke de pétrole et de charbon
Asphalte et bitume liquide
Goudron et brai de houille
Dérivés du pétrole et du charbon, n.d.a.

LIST OF COMMODITIES - Continued

Fabricated Materials Inedible - Concluded

Iron and Steel and Alloys

Ferro-alloys
Pig iron
Primary iron and steel, n.e.s.
Castings and forgings (excluding pipes and fittings)
Bars and rods, steel
Plate, sheet and strip, steel
Structural shapes and sheet piling
Rails and railway track material
Pipes and tubes, iron and steel (excluding fittings and finished electrical conduit and tubing)
Wire (including wire rope)

Non-ferrous Metals

Aluminum (including alloys)
Copper and alloys
Lead and alloys
Nickel and alloys
Zinc and alloys
Non-ferrous metals, n.e.s.

Metal Fabricated Basic Products

Metal fabricated basic products

Non-metallic Mineral Basic Products

Building brick, clay
Drain tiles, sewer pipes and fittings
Bricks, tiles (clay) and refractories, n.e.s.
Glass basic products
Asbestos and asbestos-cement basic products
Cement
Cement and concrete basic products, n.e.s.
Lime
Non-metallic mineral basic products, n.e.s.

Miscellaneous Fabricated Materials

Miscellaneous fabricated materials

End Products, Inedible

Machinery

Tractors
Machinery, n.e.s.

LISTE DES MARCHANDISES - suite

Matières travaillées, non comestibles - fin

Fer et acier alliages

Ferro-alliages
Fonte brute
Acier et fer primaire, n.d.a.
Pièces moulées et forgées (sauf tuyaux et raccords)
Barres et tiges en acier
Tôle, feuilles et feuillards en acier
Profilés de construction et palplanches
Rails et matériaux de voie ferrée
Tuyaux et tubes en fer et en acier (sauf les raccords, les tubes et les conduits électriques finis)
Fil métallique (y compris cordage)

Métaux non ferreux

Aluminium (y compris alliages)
Cuivre et alliages
Plomb et alliages
Nickel et alliages
Zinc et alliages
Métaux non ferreux, n.d.a.

Ouvrages de base en métal

Ouvrages de base en métal

Produits minéraux non métalliques de base

Briques à bâtir en argile
Tuiles de drainage, tuyaux d'égouts et raccords
Briques, tuiles (argile) et matières réfractaires, n.d.a.
Ouvrages de base en verre
Produits de base en amiante et en amiante-ciment
Ciment
Produits de base en ciment et en béton, n.d.a.
Chaux
Produits minéraux non métalliques de base, n.d.a.

Divers ouvrages

Divers ouvrages

Produits terminaux, non comestibles

Machinerie

Tracteurs
Machinerie, n.d.a.

LIST OF COMMODITIES - Concluded

End Products, Inedible - Concluded

Transportation and Communication Equipment

Railway rolling stock
Passenger automobiles and chassis
Buses and chassis
Trucks, truck chassis and truck tractors,
commercial
Motor vehicle engines, accessories, parts
and assemblies
Road motor vehicles, n.e.s.
Ships and boats; aircraft; and miscellaneous
vehicles (including parts and accessories)
Rubber tires and tubes

Equipment

Equipment

Personal and Household Goods

Personal and household goods

Miscellaneous

Firearms, weapons and ammunition
Containers and closures
Miscellaneous end products, inedible, n.e.s.

General cargo
Containerized freight

LISTE DES MARCHANDISES - fin

Produits terminaux, non comestibles - fin

Matériel de transport et de communications

Matériel roulant de chemin de fer
Voitures particulières et châssis
Autobus et châssis
Camions, châssis de camion et tracteurs, commer-
ciaux
Moteurs, accessoires, pièces et pièces assemblées
pour véhicules automobiles
Véhicules automobiles pour routes, n.d.a.
Navires et bateaux; avions; et divers véhicules
(y compris pièces et accessoires)
Pneus et chambres à air en caoutchouc

Matériel

Matériel

**Articles de soins personnels et articles ména-
gers**

Articles de soins personnels et articles de
ménage

Divers

Armes à feu, armes et munitions
Conteneurs et fermetures
Divers produits terminaux non comestibles,
n.d.a.
Marchandises diverses
Fret conteneurisé

Faint, illegible text in the upper left quadrant, possibly a header or introductory paragraph.


Faint, illegible text in the upper right quadrant, possibly a header or introductory paragraph.

Faint, illegible text in the middle left quadrant.

Faint, illegible text in the middle right quadrant.

Faint, illegible text in the lower left quadrant.

Faint, illegible text in the lower right quadrant.



SELECTED PUBLICATIONS

Publications issued by the Transportation and Communications Division dealing with Water Transport.

Catalogue

- 54-003 Service Bulletin - Water Transport, O., Bil.
- 54-004 International Vessel Traffic Statistics, Q., Bil.
- 54-005 Coastwise Shipping Statistics, Q., Bil.
- 54-205 Water Transportation, A., Bil.
- 54-209 International Vessel Traffic Statistics, A., Bil.
- 54-210 Coastwise Shipping Statistics, A., Bil.

A. - Annual O. - Occasional Bil. - Bilingual
Q. - Quarterly

In addition to the selected publications listed above, Statistics Canada publishes a wide range of statistical reports on Canadian economic and social affairs. The 1981 Statistics Canada Catalogue includes current catalogue-numbered publications available as of January 1, 1981. The catalogue also lists all additions, deletions and changes that have occurred since January 1, 1980 and includes a title/subject index.

Single copies of the catalogue or sets (one English and one French copy) are available at no charge. There is, however, a charge of \$5 for each additional copy or set. Copies of the catalogue are available from User Services Division, Statistics Canada, Ottawa, K1A 0T6, or from any of the Statistics Canada Regional reference centres.

CHOIX DE PUBLICATIONS

Publications de la Division des transports et communications sur le transport par eau.

Catalogue

- 54-003 Transport par eau - Bulletin de service, H.S., Bil.
- 54-004 Statistiques du trafic maritime international, T., Bil.
- 54-005 Statistiques du cabotage, T., Bil.
- 54-205 Le transport par eau, A., Bil.
- 54-209 Statistiques du trafic maritime international, A., Bil.
- 54-210 Statistiques du cabotage, A., Bil.

A. - Annuel H.S. - Hors série Bil. - Bilingue
T. - Trimestriel

En plus des publications énumérées ci-dessus, Statistique Canada publie un large éventail de rapports statistiques dans les domaines de l'économie et des affaires sociales au Canada. L'édition 1981 du Catalogue de Statistique Canada énumère toutes les publications courantes, dotées d'un numéro, disponibles de l'organisme au 1^{er} janvier 1981. Y figurent également les ajouts, les retraits et les modifications effectués depuis le 1^{er} janvier 1980 de même qu'un index titre/matières.

On peut obtenir un exemplaire ou un jeu anglais/français gratuitement. Toutefois, toute copie supplémentaire (un exemplaire ou un jeu) coûte \$5. On peut se procurer le Catalogue en s'adressant à la Division de l'assistance-utilisateurs, Statistique Canada, Ottawa, K1A 0T6, ou aux centres de renseignements locaux.

STATISTICS CANADA LIBRARY
BIBLIOTHÈQUE STATISTIQUE CANADA



1010701869