

54-2013

CANADA  
DEPARTMENT OF TRADE AND COMMERCE  
DOMINION BUREAU OF STATISTICS  
TRANSPORTATION AND PUBLIC UTILITIES BRANCH

---

# CANAL STATISTICS

FOR THE YEAR ENDED

DECEMBER 31

1941


PREPARED IN COLLABORATION  
WITH THE DEPARTMENT OF  
TRANSPORT

Published by Authority of the Hon. James A. MacKinnon, M.P.  
Minister of Trade and Commerce



OTTAWA  
EDMOND CLOUTIER  
PRINTER TO THE KING'S MOST EXCELLENT MAJESTY  
1942

*Price, 25 cents*



CANADA  
DEPARTMENT OF TRADE AND COMMERCE  
DOMINION BUREAU OF STATISTICS  
TRANSPORTATION AND PUBLIC UTILITIES BRANCH

---

# CANAL STATISTICS

FOR THE YEAR ENDED

DECEMBER 31

1941

PREPARED IN COLLABORATION  
WITH THE DEPARTMENT OF  
TRANSPORT

Published by Authority of the Hon. James A. MacKinnon, M.P.  
Minister of Trade and Commerce



OTTAWA  
EDMOND CLOUTIER  
PRINTER TO THE KING'S MOST EXCELLENT MAJESTY  
1942

CANADA  
MINISTÈRE DU COMMERCE  
BUREAU FÉDÉRAL DE LA STATISTIQUE  
SECTION DES TRANSPORTS ET UTILITÉS PUBLIQUES

---

# STATISTIQUE DES CANAUX

POUR L'ANNÉE TERMINÉE

LE 31 DÉCEMBRE

1941

DRESSÉE EN COLLABORATION  
AVEC LE MINISTÈRE DES  
TRANSPORTS

Publié par ordre de l'hon. James A. MacKinnon, M.P.  
Ministre du Commerce



OTTAWA  
EDMOND CLOUTIER  
IMPRIMEUR DE SA TRÈS EXCELLENTE MAJESTÉ LE ROI  
1942

## TABLE OF CONTENTS

|  | PAGE |
|--|------|
| PREFACE.....   | 5    |
| TABLES—  |      |
| A—Canadian Canal Traffic. (Duplications excluded), 1941.....                       | 6    |
| B—St. Lawrence-Great Lakes Traffic, 1941.....                                      | 6    |
| C—Welland Ship Canal Traffic (analysed).....                                       | 7    |
| D—Grain down the Welland Ship Canal, 1941.....                                     | 8    |
| GENERAL—   |      |
| Table 1—Season of Navigation.....  | 13   |
| Table 2—Location and Description of Canals.....                                    | 13   |
| TRAFFIC—   |      |
| Table 3—Freight tonnage on each canal each month 1937-1941.....                    | 14   |
| Table 4—Summary of vessels, freight tonnage and passengers through each canal..... | 16   |
| Table 5—Vessels using Canadian Canals. Numbers and Net Registered Tonnage.....     | 18   |
| Table 6—Summary of freight through each canal.....                                 | 26   |
| CANADIAN GRAIN SHIPMENTS—  |      |
| Table 7—Wheat through Sault Ste. Marie Canals, 1917-1941.....                      | 27   |
| Table 8—Grain and Flour through Sault Ste. Marie Canals, 1941.....                 | 27   |
| Table 9—Wheat through Sault Ste. Marie Canals by months and destinations.....      | 28   |
| Table 10—Oats through Sault Ste. Marie Canals by months and destinations.....      | 28   |
| Table 11—Barley through Sault Ste. Marie Canals by months and destinations.....    | 30   |
| Table 12—Flour through Sault Ste. Marie Canals by months and destinations.....     | 32   |
| FREIGHT RATES BY WATER—  |      |
| Table 13—On Canadian Barley and Oats by months.....                                | 34   |
| Table 14—On Canadian Flax and Rye by months.....                                   | 35   |
| Table 15—On Canadian Wheat by months, 1940-1941.....                               | 36   |
| Table 16—On Canadian Wheat 1924-1941.....  | 37   |
| DETAILED STATEMENTS OF TRAFFIC BY CANALS FOR 1941—                                 |      |
| Table 17—Sault Ste. Marie, Canadian and U.S.....                                   | 37   |
| Table 18—Sault Ste. Marie.....   | 38   |
| Table 19—Welland Ship (Through and Way).....                                       | 40   |
| Table 20—Welland Ship (Through).....   | 42   |
| Table 21—Welland Ship (Way).....   | 44   |
| Table 22—St. Lawrence (Through and Way).....                                       | 46   |
| Table 23—St. Lawrence—(Through).....   | 48   |
| Table 24—St. Lawrence—(Way).....   | 50   |
| Table 25—Richelieu River (St. Ours and Chambly).....                               | 52   |
| Table 26—St. Peter's.....  | 54   |
| Table 27—Murray.....   | 56   |
| Table 28—Ottawa River.....   | 58   |
| Table 29—Rideau.....   | 60   |
| Table 30—Trent.....  | 62   |
| Table 31—St. Andrew's.....   | 64   |

## TABLE DES MATIÈRES

|   | PAGE |
|---|------|
| PRÉFACE.....  | 9    |
| TABLEAUX—   |      |
| A—Trafic des canaux canadiens (moins les doubles emplois), 1941.....                              | 10   |
| B—Trafic des canaux du St-Laurent et des Grands Lacs, 1941.....                                   | 10   |
| C—Trafic du canal maritime Welland (analysé).....   | 11   |
| D—Descentes de grain sur le canal maritime Welland, 1941.....                                     | 12   |
| D'ENSEMBLE—   |      |
| Tableau 1—Saison de navigation.....   | 13   |
| Tableau 2—Situation et description des canaux.....  | 13   |
| TRAFIC—   |      |
| Tableau 3—Tonnage du fret passé par les canaux 1937-1941.....                                     | 14   |
| Tableau 4—Relevé des navires, des marchandises et des passagers, pour chaque canal.....           | 16   |
| Tableau 5—Vaisseaux passant par les canaux canadiens. Nombre et tonnage net enregistré.....       | 18   |
| Tableau 6—Fret transporté par chaque canal.....   | 26   |
| EXPÉDITION DE GRAIN CANADIEN—   |      |
| Tableau 7—Blé ayant passé par les canaux du Sault Ste-Marie, 1917-1941.....                       | 27   |
| Tableau 8—Grain et farine ayant passé par les canaux du Sault Ste-Marie en 1941.....              | 27   |
| Tableau 9—Blé ayant passé par les canaux du Sault Ste-Marie, par mois et par destination.....     | 28   |
| Tableau 10—Avoine ayant passé par les canaux du Sault Ste-Marie, par mois et par destination..... | 28   |
| Tableau 11—Orge ayant passé par les canaux du Sault Ste-Marie, par mois et par destination.....   | 30   |
| Tableau 12—Farine ayant passé par les canaux du Sault Ste-Marie, par mois et par destination..... | 32   |
| TAUX DU FRET PAR EAU—   |      |
| Tableau 13—Sur l'orge et l'avoine canadienne, par mois.....                                       | 34   |
| Tableau 14—Sur le lin et le seigle canadien, par mois.....  | 35   |
| Tableau 15—Sur le blé canadien, par mois, 1940-1941.....  | 36   |
| Tableau 16—Sur le blé canadien, 1924-1941.....  | 37   |
| ÉTAT DÉTAILLÉ DU TRAFIC DES CANAUX EN 1941—   |      |
| Tableau 17—Sault Ste-Marie, Canada et E.-U.....   | 37   |
| Tableau 18—Sault Ste-Marie.....   | 38   |
| Tableau 19—Welland, Maritime de (direct et transbordement).....                                   | 40   |
| Tableau 20—Welland, Maritime de (direct).....   | 42   |
| Tableau 21—Welland, Maritime de (transbordement).....   | 44   |
| Tableau 22—St-Laurent (direct et transbordement).....   | 46   |
| Tableau 23—St-Laurent (direct).....   | 48   |
| Tableau 24—St-Laurent (transbordement).....   | 50   |
| Tableau 25—Rivière Richelieu (St-Ours et Chambly).....  | 52   |
| Tableau 26—St-Pierre.....   | 54   |
| Tableau 27—Murray.....  | 56   |
| Tableau 28—Rivière Ottawa.....  | 58   |
| Tableau 29—Rideau.....  | 60   |
| Tableau 30—Trent.....   | 62   |
| Tableau 31—St-André.....  | 64   |

## DOMINION BUREAU OF STATISTICS

TRANSPORTATION AND  
PUBLIC UTILITIES BRANCH

---

S. A. CUDMORE, M.A. (Oxon), F.S.S., F.R.S.C., Acting Dominion Statistician  
G. S. WRONG, B.Sc., Chief Transportation and Public Utilities Branch

---

## CANAL STATISTICS

## PREFACE AND SUMMARY

The traffic statistics of the Canadian canals are collected through the local agents of the Department of Transport and compiled by the Transportation and Public Utilities Branch of the Dominion Bureau of Statistics. Each vessel using a canal must make a report to the officer in charge of the canal, giving the details of the vessel tonnage, draught, cargo, etc. There are no tolls charged for the use of the canals and at Sault Ste. Marie, Canadian and United States vessels use the Canadian or United States locks as convenient. There are four locks at Sault Ste. Marie, one Canadian and one United States lock having approximately the same depth of water and two United States locks with six feet more water than the other two. Because of the greater facilities on the United States side of the river a much larger portion of the traffic uses the United States locks than uses the Canadian lock.

The traffic statistics are complete for each canal and vessels and cargoes using two or more canals in going from port of clearance to port of destination are included in the statistics for each canal used. A large percentage of the upbound traffic through the St. Lawrence canals uses the Welland Ship and also the Sault Ste. Marie canal, mostly on the United States side, and a large percentage of the downbound traffic also uses the Welland Ship canal while a smaller percentage passes through the locks at Sault Ste. Marie. Practically all the Ottawa River canals traffic uses the Lachine locks of the St. Lawrence canals and is included in the St. Lawrence way traffic. The totals for all Canadian canals consequently contain a large amount of duplications.

The 1936 report and subsequent reports contained a table eliminating these duplications for the St. Lawrence Great Lakes traffic except freight which was unloaded and reloaded was not considered a duplication. In this report table A shows the freight using each canal which has not been reported previously by another Canadian canal. This net freight tonnage for all Canadian canals for 1941 was 18,938,081 tons compared with the total of 23,453,367 tons with no deductions for duplications. Similar deductions are made for the United States locks at Sault Ste. Marie in table B. for St. Lawrence Great Lakes traffic.

There is considerable grain transhipped at Georgian Bay and Lake Erie ports which has not been deducted as duplications when passing down the Welland Ship and St. Lawrence Canals.

Vessels of Canadian and British registry are shown under "Canadian" in the tables and all other vessels have been shown under "United States" in reports previous to 1940. Only a very small percentage of these foreign vessels were other than United States vessels but they have been segregated and shown separately in tables in this report.

Also in classifying ports of departure and ports of destination of vessels all foreign ports have been included under "United States". Here also traffic to foreign ports other than United States is a small percentage of the total.

The text of the reports for some years has included a summary of cargoes to and from points beyond the St. Lawrence river including overseas ports and Canadian and United States Atlantic ports. A considerable quantity of freight from overseas is unloaded at Montreal and reloaded in canal size vessels at Montreal and reported out of that port. Such freight is recorded as from a Canadian port.

During the season of navigation 127 cargoes of 285,187 tons were reported up the St. Lawrence Canals from points beyond the St. Lawrence River. These included 2,958 tons of beverages, mostly whiskey from Scotland, 22,329 tons of newsprint and 8,676 tons of wood pulp from Newfoundland, in addition to 107,037 tons of soft coal, 126,750 tons of pulpwood, 8,580 tons of steel and 1,750 tons of miscellaneous freight from Canadian Atlantic coast ports.

The above is exclusive of 35 cargoes of 77,575 tons of Welsh coal transhipped at Montreal and Three Rivers for Toronto. Down-bound cargoes to outside points amounted to 72 of 148,362 tons.

Table B shows the net tonnage using the St. Lawrence, Welland Ship and Sault Ste. Marie canals, and table C analyses the traffic using the Welland Ship Canal. The increase in the Welland Ship Canal traffic was largely iron ore from Lake Superior to Hamilton and Welland and coal from Lake Erie to Montreal and below. Coal from Sandusky, Ohio to Newfoundland amounted to 59,791 tons.

As shown in table D Canadian vessels carry by far the major portion of Canadian and United States grain down the Welland Ship Canal.

The number of vessels and net registered tonnages using each canal are shown in table 5 and the number of passengers and cargoes are shown in separate tables for each canal.

Way vessels and way cargoes are those from and to ports on the canals or using only a portion of any canal. Thus a vessel from Montreal to Hull would be recorded as way on the St. Lawrence canals and through on the Ottawa River canals. Vessels and freight to and from industries on the Lachine Canal at Montreal from and to points above Prescott are classed as through and all vessels and freight passing through the entire length of any canal are classed as through.

The freight rates for Canadian grain shown in tables 13 to 16 were weighted averages and in most cases included only transportation charges except where storage was charged as shown in the rates. Some shipping companies advised that terminal charges of around 90 cents per 1,000 bushels at loading point and at United States unloading points, mainly Buffalo terminal charges of around \$6.25 per 1,000 bushels, were absorbed by the shipping company. Where rates were quoted in United States currency they were converted to Canadian currency at the rate of \$1.10 U.S. equal \$1.00 Canadian currency.

TABLE A—CANADIAN CANAL TRAFFIC 1941

\* (Duplications excluded)

|                       | Up        | Down       | Total      |
|-----------------------|-----------|------------|------------|
|                       | Tons      | Tons       | Tons       |
| Sault Ste. Marie..... | 622,076   | 1,918,642  | 2,540,718  |
| Welland Ship.....     | 779,683   | 11,052,279 | 11,831,962 |
| St. Lawrence.....     | 1,956,316 | 2,196,359  | 4,152,675  |
| Richelieu River.....  | 33,849    | 50,387     | 84,236     |
| St. Peters.....       | 15,775    | 59,944     | 75,719     |
| Murray.....           | 85        | 3,529      | 3,614      |
| Ottawa River.....     | 3,270     | 196,160    | 199,430    |
| Rideau.....           | 537       | 861        | 1,398      |
| Trent.....            | 5,154     | 20,278     | 25,432     |
| St. Andrews.....      | 16,935    | 5,962      | 22,897     |
| Total.....            | 3,433,680 | 15,504,401 | 18,938,081 |

\* Freight using more than one canal is credited only to the first canal used.

TABLE B—ST. LAWRENCE—GREAT LAKES TRAFFIC

| Canadian Canals   | Up         | Down       | Total       |
|---|------------|------------|-------------|
|   | Tons       | Tons       | Tons        |
| St. Lawrence only.....  | 1,256,575  | 2,340,460  | 3,597,035   |
| St. Lawrence and Welland Ship.....  | 588,033    | 2,116,772  | 2,704,805   |
| St. Lawrence, Welland Ship and Sault Ste. Marie.....  | 136,700    | 491,029    | 627,729     |
| Welland Ship only.....  | 614,823    | 6,472,578  | 7,087,401   |
| Welland Ship and Sault Ste. Marie.....  | 171,226    | 2,639,014  | 2,810,240   |
| Sault Ste. Marie only.....  | 622,076    | 1,251,528  | 1,873,604   |
| Net total traffic using above Canadian canals.....  | 3,389,433  | 15,311,381 | 18,700,814  |
| <i>United States Canals</i>   |            |            |             |
| Traffic through United States locks at Sault Ste. Marie, which used Welland Ship and St. Lawrence Canals..... | 77,826     | 2,402,929  | 2,540,755   |
| U.S. locks at Sault Ste. Marie only.....  | 14,177,948 | 91,631,035 | 105,808,983 |
| U.S. locks at Sault Ste. Marie, Total.....  | 14,255,774 | 94,033,964 | 108,349,738 |



TABLE C—WELLAND SHIP CANAL TRAFFIC

Season of Navigation, 1941

| Between                            | Down-bound     |                     |                 | Up-bound       |                     |                 |
|------------------------------------|----------------|---------------------|-----------------|----------------|---------------------|-----------------|
|                                    | No. of vessels | Registered net tons | Tons of freight | No. of vessels | Registered net tons | Tons of freight |
| <i>Lake Superior and</i>           |                |                     |                 |                |                     |                 |
| Hamilton.....                      | 76             | 390,263             | 960,258         | 45             | 208,285             | 55,663          |
| Toronto.....                       | 90             | 183,876             | 325,557         | 98             | 185,091             | 70,904          |
| Kingston.....                      | 50             | 250,810             | 543,699         | 11             | 57,671              | 350             |
| Prescott and Ogdensburg.....       | 22             | 56,418              | 136,286         | 7              | 22,498              | 4,070           |
| Oswego and south.....              | 55             | 124,850             | 260,815         | 11             | 21,715              | 18,852          |
| Other Lake Ontario ports.....      | —              | —                   | —               | 4              | 4,813               | 3,805           |
| Montreal and below.....            | 228            | 287,940             | 490,949         | 263            | 336,325             | 134,286         |
| Other ports below Prescott.....    | 1              | 1,153               | 80              | 4              | 4,913               | 2,414           |
| Welland Canal.....                 | 93             | 205,700             | 412,399         | 13             | 34,085              | 17,582          |
| Total.....                         | 615            | 1,491,010           | 3,130,043       | 456            | 875,396             | 307,926         |
| <i>Lake Michigan and</i>           |                |                     |                 |                |                     |                 |
| Hamilton.....                      | 42             | 154,651             | 346,405         | 10             | 16,062              | 3,103           |
| Toronto.....                       | 50             | 80,240              | 197,194         | 32             | 48,211              | —               |
| Kingston.....                      | 1              | 5                   | —               | —              | —                   | —               |
| Prescott and Ogdensburg.....       | 13             | 22,162              | 51,708          | —              | —                   | —               |
| Oswego and south.....              | 32             | 39,797              | 73,313          | 46             | 50,857              | 84,141          |
| Other Lake Ontario ports.....      | —              | —                   | —               | —              | —                   | —               |
| Montreal and below.....            | 34             | 35,374              | 72,869          | 35             | 38,799              | 55,549          |
| Other ports below Prescott.....    | 7              | 8,108               | 20,670          | 6              | 6,918               | —               |
| Welland Canal.....                 | 19             | 38,333              | 49,245          | 54             | 106,295             | 122,185         |
| Total.....                         | 198            | 378,670             | 811,404         | 183            | 267,142             | 264,978         |
| <i>Lake Huron and</i>              |                |                     |                 |                |                     |                 |
| Hamilton.....                      | 2              | 53                  | —               | 1              | 5,635               | —               |
| Toronto.....                       | 8              | 4,746               | 12,101          | 6              | 12,219              | —               |
| Kingston.....                      | 1              | 4                   | —               | 1              | 3,784               | —               |
| Prescott and Ogdensburg.....       | —              | —                   | —               | 1              | 1,190               | 2,150           |
| Oswego and south.....              | 7              | 18,710              | 48,577          | 7              | 15,792              | —               |
| Other Lake Ontario ports.....      | —              | —                   | 36              | —              | —                   | —               |
| Montreal.....                      | 23             | 20,392              | 4,687           | 12             | 14,123              | 34,585          |
| Other ports below Prescott.....    | —              | —                   | 171             | —              | —                   | —               |
| Welland Canal.....                 | 4              | 3,138               | —               | 2              | 8,597               | —               |
| Total.....                         | 45             | 47,043              | 65,572          | 30             | 61,340              | 36,735          |
| <i>Quebec to Port Colborne and</i> |                |                     |                 |                |                     |                 |
| Hamilton.....                      | 282            | 744,807             | 1,690,812       | 387            | 1,092,279           | 3,828           |
| Toronto.....                       | 667            | 1,279,987           | 2,407,610       | 685            | 1,308,467           | 15,671          |
| Kingston.....                      | 20             | 21,932              | 40,381          | 52             | 214,539             | —               |
| Prescott and Ogdensburg.....       | 36             | 44,027              | 103,608         | 83             | 117,087             | 28,084          |
| Oswego and south.....              | 276            | 218,607             | 293,573         | 281            | 308,861             | 189,639         |
| Other Lake Ontario ports.....      | 169            | 144,497             | 284,304         | 187            | 147,407             | 23,207          |
| Montreal.....                      | 881            | 962,800             | 1,897,411       | 581            | 636,684             | 291,219         |
| Other ports below Prescott.....    | 25             | 28,923              | 69,019          | 32             | 40,004              | —               |
| Welland Canal.....                 | 258            | 510,874             | 868,359         | 382            | 717,939             | 43,036          |
| Total.....                         | 2,614          | 3,956,434           | 7,655,077       | 2,670          | 4,583,267           | 594,684         |
| <i>Welland Ship Canal and</i>      |                |                     |                 |                |                     |                 |
| Hamilton.....                      | 4              | 3,279               | 2,604           | 13             | 22,937              | 13,077          |
| Toronto.....                       | 8              | 3,927               | 2,720           | 24             | 24,085              | 29,160          |
| Kingston.....                      | —              | —                   | —               | 3              | 2,000               | —               |
| Prescott and Ogdensburg.....       | —              | —                   | —               | 1              | 320                 | —               |
| Oswego and south.....              | 19             | 21,337              | —               | 1              | 797                 | 1,550           |
| Other Lake Ontario ports.....      | 45             | 23,060              | 28              | 44             | 27,649              | 55,992          |
| Montreal.....                      | 44             | 40,342              | 51,945          | 114            | 124,728             | 206,650         |
| Other ports below Prescott.....    | —              | —                   | —               | 2              | 980                 | 30              |
| Total.....                         | 120            | 91,945              | 57,297          | 202            | 203,496             | 306,459         |
| Grand total.....                   | 3,592          | 5,965,102           | 11,719,393      | 3,541          | 5,990,641           | 1,510,782       |

TABLE D—GRAIN DOWN-BOUND THROUGH THE WELLAND SHIP CANAL, 1941

|  | Wheat      | Barley    | Oats      | Rye     | Corn      | Flaxseed  | Total      |
|--|------------|-----------|-----------|---------|-----------|-----------|------------|
|  | Bushels    | Bushels   | Bushels   | Bushels | Bushels   | Bushels   | Bushels    |
| <i>Canadian Grain—</i>                           |            |           |           |         |           |           |            |
| From United States Ports to Canadian Ports—      |            |           |           |         |           |           |            |
| In Canadian vessels.....                         | 3,576,067  | -         | -         | -       | 101,179   | -         | 3,677,246  |
| In United States vessels.....                    | -          | -         | -         | -       | -         | -         | -          |
| From Canadian Ports to United States Ports—      |            |           |           |         |           |           |            |
| In Canadian vessels.....                         | 1,115,200  | -         | -         | 490,714 | -         | -         | 1,605,914  |
| In United States vessels.....                    | 327,533    | -         | -         | -       | -         | -         | 327,533    |
| From United States Ports to Canadian Ports—      |            |           |           |         |           |           |            |
| In United States vessels.....                    | -          | -         | -         | -       | -         | -         | -          |
| From Canadian Ports to Canadian Ports—           |            |           |           |         |           |           |            |
| In Canadian vessels.....                         | 40,997,100 | 4,733,042 | 1,438,176 | 299,964 | -         | 1,276,464 | 48,744,746 |
| <i>United States Grain—</i>                      |            |           |           |         |           |           |            |
| From United States Ports to Canadian Ports—      |            |           |           |         |           |           |            |
| In Canadian vessels.....                         | 478,000    | -         | -         | -       | 3,685,500 | -         | 4,163,500  |
| In United States vessels.....                    | 719,933    | -         | -         | -       | 463,500   | -         | 1,183,433  |
| From United States Ports to United States Ports— |            |           |           |         |           |           |            |
| In Canadian vessels.....                         | -          | -         | -         | -       | -         | -         | -          |
| In United States vessels.....                    | 4,232,000  | 59,500    | -         | 108,571 | 4,324,857 | -         | 8,724,928  |
| From Canadian Ports to Canadian Ports—           |            |           |           |         |           |           |            |
| In Canadian vessels.....                         | -          | -         | -         | -       | 592,071   | -         | 592,071    |
| In United States vessels.....                    | -          | -         | -         | -       | -         | -         | -          |
| Total Grain.....                                 | 51,445,833 | 4,792,542 | 1,438,176 | 899,249 | 9,167,107 | 1,276,464 | 69,019,371 |
| Canadian Grain in United States vessels.....     | 327,533    | -         | -         | -       | -         | -         | 327,533    |
| United States Grain in Canadian vessels.....     | 478,000    | -         | -         | -       | 4,277,571 | -         | 4,755,571  |

**BUREAU FÉDÉRAL DE LA STATISTIQUE****SECTION TRANSPORTS ET  
UTILITÉ PUBLIQUES**

---

S. A. CUDMORE, M.A. (Oxon.), F.S.S., F.R.S.C., Statisticien suppléant du Dominion  
G. S. WRONG, B.Sc., Chef, Section Transports et Utilités Publiques

---

**STATISTIQUES DES CANAUX****PRÉFACE ET RÉSUMÉ**

Les statistiques des canaux canadiens sont colligées par les représentants locaux du Ministère des Transports et compilées par la Branche des Transports et Utilités publiques du Bureau Fédéral de la Statistique. Chaque vaisseau passant par un canal doit déclarer, au fonctionnaire en charge de ce canal, son tonnage, son tirant d'eau, sa cargaison, etc. Le passage par les canaux est gratuit, et, au Sault-Ste-Marie, les vaisseaux canadiens et américains se servent suivant leur convenance des écluses canadiennes ou de celles des Etats-Unis. Il y a quatre écluses au Sault-Ste-Marie, dont une canadienne et une américaine à peu près de même profondeur et deux autres américaines de six pieds plus profondes que les deux premières. La rive américaine offrant de plus grands avantages, un plus grand nombre de bateaux utilisent les écluses des Etats-Unis de préférence à celles du Canada.

Les statistiques du trafic sont complètes pour chaque canal et les vaisseaux et cargaisons passant par deux canaux ou plus entre leur point de départ et leur destination figurent dans les statistiques de chaque canal par lequel ils ont passé. Un pourcentage élevé de trafic remontant les canaux du Saint-Laurent passe par le canal maritime de Welland et aussi par celui du Sault-Ste-Marie, surtout du côté des Etats-Unis. De même, un fort pourcentage de trafic descendant passe aussi par le canal maritime de Welland tandis qu'un plus faible pourcentage passe par les écluses du Sault-Ste-Marie. A peu près tout le trafic des canaux de l'Ottawa passe par les écluses de Lachine sur le canal du Saint-Laurent et figure au trafic du Saint-Laurent. Les totaux, pour tous les canaux canadiens, contiennent donc une somme considérable de doubles-emplois.

Les rapports de 1936 et des années suivantes contiennent un tableau éliminant ces doubles emplois du trafic du Saint-Laurent et des Grands Lacs. Toutefois, le déchargement et le rechargement de marchandises n'y sont pas considérés comme double emploi. Dans le présent rapport, le tableau A fait voir le fret passant par chaque canal et qui n'a pas été déclaré précédemment par un autre canal canadien. Ce tonnage net de fret pour tous les canaux canadiens en 1941 est de 18,938,081 tonnes comparativement à un tonnage total de 23,453,367 tonnes sans déductions pour doubles emplois. De semblables déductions sont faites au tableau B pour les écluses américaines du Sault-Ste-Marie en ce qui concerne le trafic du Saint-Laurent et des Grands Lacs.

De fortes quantités de grain, transbordées dans les ports de la Baie Georgienne et du lac Erié, n'ont pas été déduites comme doubles emplois en descendant le canal maritime Welland et les canaux du Saint-Laurent.

Dans les rapports précédents, les vaisseaux canadiens et britanniques étaient indiqués sous "Canadiens", et tous les autres sous "Etats-Unis". Très peu de ces vaisseaux étrangers ne sont pas des vaisseaux américains. Ils sont classifiés séparément au tableau 5 du présent rapport.

De même, dans la classification des ports d'origine et des ports de destination des navires, tous les ports étrangers sont attribués aux "Etats-Unis", mais le trafic vers les ports étrangers autres que ceux des Etats-Unis ne représente encore ici qu'un faible pourcentage du total.

Depuis quelques années, le texte des rapports contient un résumé des cargaisons venant ou se dirigeant vers des ports en dehors du fleuve Saint-Laurent, y compris les ports d'outre-mer et les ports canadiens et des Etats-Unis sur l'Atlantique. Une quantité considérable de marchan-

dises venant d'outre-mer est déchargée à Montréal, rechargée immédiatement dans des navires pouvant naviguer sur les lacs et déclarée comme venant de ce port. Ces marchandises sont considérées comme venant d'un port canadien.

Au cours de la saison de navigation, 127 cargaisons d'un total de 285,187 tonnes venant de points en dehors du fleuve Saint-Laurent remontent les canaux du Saint-Laurent. Elles comprennent 2,958 tonnes de boissons, en majeure partie du whiskey venant d'Ecosse, 22,329 tonnes papier à journal et 8,767 tonnes de pulpe de bois venant de Terre-Neuve, ainsi que 107,037 tonnes de charbon bitumineux, 126,750 tonnes de bois de pulpe, 8,580 tonnes d'acier et 1,750 tonnes de marchandises divers venant des ports du littoral de l'Atlantique.

Ces chiffres ne comprennent pas 35 cargaisons de 77,575 tonnes de charbon gallois transbordées à Montréal et à Trois-Rivières, à destination de Toronto. Les cargaisons descendantes vers des points extérieurs sont de 72 et d'un total de 148,362 tonnes.

Le tableau B fait voir le tonnage net passant par les canaux du Saint-Laurent, de Welland (maritime) et du Sault Ste-Marie. Le tableau C analyse le trafic passant par le canal maritime de Welland. L'augmentation du trafic du canal maritime de Welland est attribuable en majeure partie au minerai de fer venant du lac Supérieur à destination de Hamilton et de Welland et au charbon transporté du lac Éric à Montréal et en aval. De Sandusky, Ohio, 59,791 tonnes de charbon ont été expédiées à Terre-Neuve.

Ainsi que le fait voir le tableau D, les vaisseaux canadiens transportent la presque totalité du grain canadien et américain par le canal maritime de Welland.

Le nombre de navires et les tonnages nets enregistrés passant par chaque canal sont donnés au tableau 5 et le nombre de passagers et de cargaisons paraissent dans des tableaux séparés pour chaque canal.

Les cargaisons et les navires locaux sont ceux en provenance et à destination de ports situés sur les canaux ou ne faisant usage que d'une partie du canal. Ainsi, un vaisseau de Montréal à destination de Hull serait enregistré comme local sur les canaux du Saint-Laurent et comme direct sur les canaux de l'Ottawa. Les vaisseaux et les marchandises à destination ou partant des industries situées sur le canal de Lachine à Montréal et venant de ou allant vers des points en amont de Prescott sont désignés comme directs et tous les vaisseaux et toutes les marchandises utilisant un canal dans toute sa longueur sont désignés comme directs.

Les taux de transport pour le grain canadien indiqués aux tableaux 13 à 16 sont des moyennes pondérées et ne comprennent dans la plupart des cas que les frais de transport sauf là où les frais d'emmagasinage sont exigés, comme l'indiquent les taux.

Certaines compagnies de navigation font savoir qu'elles absorbent les frais de terminus d'environ 90 cents par 1,000 boisseaux au point de chargement et aux points de déchargement des États-Unis et principalement ceux d'environ \$6.25 par 1,000 boisseaux à Buffalo. Là où les taux sont donnés en devise des États-Unis, ils sont convertis en devise canadienne au taux de \$1.10 E.-U. contre \$1.00 Canada.

TABLEAU A—TRAFIC DES CANAUX CANADIENS 1941

\* (Doubles emplois exclus)

|                          | Amont     | Aval       | Total      |
|--------------------------|-----------|------------|------------|
|                          | Tonnes    | Tonnes     | Tonnes     |
| Sault Ste-Marie.....     | 622,076   | 1,918,642  | 2,540,718  |
| Maritime de Welland..... | 779,683   | 11,052,279 | 11,831,962 |
| St-Laurent.....          | 1,956,316 | 2,196,359  | 4,152,675  |
| Rivière Richelieu.....   | 33,849    | 50,387     | 84,236     |
| St-Pierre.....           | 15,775    | 59,944     | 75,719     |
| Murray.....              | 85        | 3,529      | 3,614      |
| Rivière Ottawa.....      | 3,270     | 196,160    | 199,430    |
| Rideau.....              | 537       | 861        | 1,398      |
| Trent.....               | 5,154     | 20,278     | 25,432     |
| St-André.....            | 16,935    | 5,962      | 22,897     |
| Total.....               | 3,433,680 | 15,504,401 | 18,938,081 |

\* Le fret passant par plus d'un canal est porté au crédit du premier canal utilisé.

TABLEAU B—TRAFIC DES CANAUX DU ST-LAURENT ET DES GRANDS LACS, 1941

| Canaux canadiens   | Amont      | Aval       | Total       |
|--|------------|------------|-------------|
|  | Tonnes     | Tonnes     | Tonnes      |
| Saint-Laurent seulement.....   | 1,256,575  | 2,340,460  | 3,597,035   |
| Saint-Laurent et maritime Welland.....   | 588,033    | 2,116,772  | 2,704,805   |
| Saint-Laurent, maritime Welland et Sault Ste-Marie.....  | 136,700    | 491,029    | 627,729     |
| Maritime Welland seulement.....  | 614,823    | 6,472,578  | 7,087,401   |
| Maritime Welland et Sault Ste-Marie.....   | 171,226    | 2,639,014  | 2,810,240   |
| Sault Ste-Marie seulement.....   | 622,076    | 1,251,528  | 1,873,604   |
| Trafic global net par les canaux canadiens.....  | 3,389,433  | 15,311,381 | 18,700,814  |
| <i>Canaux des Etats-Unis</i>   |            |            |             |
| Trafic des écluses américaines au Sault Ste-Marie, utilisant le canal maritime Welland et les canaux du Saint-Laurent..... | 77,826     | 2,462,929  | 2,540,755   |
| Ecluses des Etats-Unis au Sault Ste-Marie seulement.....   | 14,177,948 | 91,631,035 | 105,808,983 |
| Ecluses des Etats-Unis au Sault Ste-Marie, total.....  | 14,255,774 | 94,093,964 | 108,349,738 |

TABLEAU C—TRAFIC DU CANAL MARITIME WELLAND

Saison de navigation, 1941

| Parcours                              | Aval               |                           |                    | Amont              |                           |                    |
|---------------------------------------|--------------------|---------------------------|--------------------|--------------------|---------------------------|--------------------|
|                                       | Vaisseaux (nombre) | Tonnage net des vaisseaux | Cargaison (tonnes) | Vaisseaux (nombre) | Tonnage net des vaisseaux | Cargaison (tonnes) |
| <i>Du lac Supérieur à—</i>            |                    |                           |                    |                    |                           |                    |
| Hamilton.....                         | 78                 | 380,263                   | 960,258            | 45                 | 208,285                   | 55,863             |
| Toronto.....                          | 90                 | 183,876                   | 325,557            | 98                 | 185,091                   | 70,904             |
| Kingston.....                         | 50                 | 250,810                   | 543,099            | 11                 | 57,671                    | 350                |
| Prescott et Ogdensburg.....           | 22                 | 56,418                    | 136,286            | 7                  | 22,498                    | 4,070              |
| Oswego et sud.....                    | 55                 | 124,850                   | 260,815            | 11                 | 21,715                    | 18,852             |
| Autres ports du lac Ontario.....      | —                  | —                         | —                  | 4                  | 4,813                     | 3,805              |
| Montréal et ports en aval.....        | 228                | 287,940                   | 490,949            | 263                | 336,325                   | 134,286            |
| Autres ports en aval de Prescott..... | 1                  | 1,153                     | 80                 | 4                  | 4,913                     | 2,414              |
| Canal Welland.....                    | 93                 | 205,700                   | 412,399            | 13                 | 34,085                    | 17,582             |
| Total.....                            | 615                | 1,491,010                 | 3,130,043          | 456                | 875,396                   | 307,926            |
| <i>Du lac Michigan à—</i>             |                    |                           |                    |                    |                           |                    |
| Hamilton.....                         | 42                 | 154,651                   | 346,405            | 10                 | 16,062                    | 3,103              |
| Toronto.....                          | 50                 | 80,240                    | 197,194            | 32                 | 48,211                    | —                  |
| Kingston.....                         | 1                  | 5                         | —                  | —                  | —                         | —                  |
| Prescott et Ogdensburg.....           | 13                 | 22,162                    | 51,708             | —                  | —                         | —                  |
| Oswego et sud.....                    | 32                 | 39,797                    | 73,313             | 46                 | 50,857                    | 84,141             |
| Autres ports du lac Ontario.....      | —                  | —                         | —                  | —                  | —                         | —                  |
| Montréal et ports en aval.....        | 34                 | 35,374                    | 72,869             | 35                 | 38,799                    | 55,549             |
| Autres ports en aval de Prescott..... | 7                  | 8,108                     | 20,670             | 6                  | 6,918                     | —                  |
| Canal Welland.....                    | 19                 | 38,333                    | 49,245             | 54                 | 106,295                   | 122,185            |
| Total.....                            | 198                | 378,670                   | 811,404            | 183                | 267,142                   | 264,978            |
| <i>Du lac Huron à—</i>                |                    |                           |                    |                    |                           |                    |
| Hamilton.....                         | 2                  | 53                        | —                  | 1                  | 5,635                     | —                  |
| Toronto.....                          | 8                  | 4,746                     | 12,101             | 6                  | 12,219                    | —                  |
| Kingston.....                         | 1                  | 4                         | —                  | 1                  | 3,784                     | —                  |
| Prescott et Ogdensburg.....           | —                  | —                         | —                  | 1                  | 1,190                     | 2,150              |
| Oswego et sud.....                    | 7                  | 18,710                    | 48,577             | 7                  | 15,792                    | —                  |
| Autres ports du lac Ontario.....      | —                  | —                         | 36                 | —                  | —                         | —                  |
| Montréal et ports en aval.....        | 23                 | 20,392                    | 4,087              | 12                 | 14,123                    | 34,585             |
| Autres ports en aval de Prescott..... | —                  | —                         | 171                | —                  | —                         | —                  |
| Canal Welland.....                    | 4                  | 3,138                     | —                  | 2                  | 8,597                     | —                  |
| Total.....                            | 45                 | 47,043                    | 65,572             | 30                 | 61,340                    | 36,735             |

TABLEAU C—TRAFIC DU CANAL MARITIME WELLAND—Fin

Saison de navigation, 1941

| Parcours                              | Aval                  |                                 |                       | Amont                 |                                 |                       |
|---------------------------------------|-----------------------|---------------------------------|-----------------------|-----------------------|---------------------------------|-----------------------|
|                                       | Vaisseaux<br>(nombre) | Tonnage<br>net des<br>vaisseaux | Cargaison<br>(tonnes) | Vaisseaux<br>(nombre) | Tonnage<br>net des<br>vaisseaux | Cargaison<br>(tonnes) |
| <i>Sarnia à Port-Colborne à—</i>      |                       |                                 |                       |                       |                                 |                       |
| Hamilton.....                         | 282                   | 744,807                         | 1,690,812             | 387                   | 1,092,279                       | 3,828                 |
| Toronto.....                          | 667                   | 1,279,967                       | 2,407,610             | 685                   | 1,308,467                       | 15,671                |
| Kingston.....                         | 20                    | 21,932                          | 40,381                | 52                    | 214,539                         | —                     |
| Prescott et Ogdensburg.....           | 36                    | 44,027                          | 103,608               | 83                    | 117,087                         | 28,084                |
| Oswego et sud.....                    | 276                   | 218,607                         | 293,573               | 281                   | 308,861                         | 189,639               |
| Autres ports du lac Ontario.....      | 169                   | 144,497                         | 284,304               | 187                   | 147,407                         | 23,207                |
| Montréal et ports en aval.....        | 881                   | 962,800                         | 1,897,411             | 581                   | 636,684                         | 291,219               |
| Autres ports en aval de Prescott..... | 25                    | 28,923                          | 69,019                | 32                    | 40,004                          | —                     |
| Canal Welland.....                    | 258                   | 510,874                         | 868,359               | 382                   | 717,939                         | 43,036                |
| Total.....                            | 2,614                 | 3,956,434                       | 7,655,077             | 2,670                 | 4,583,267                       | 594,684               |
| <i>Canal maritime Welland à—</i>      |                       |                                 |                       |                       |                                 |                       |
| Hamilton.....                         | —                     | —                               | —                     | —                     | —                               | —                     |
| Toronto.....                          | 4                     | 3,279                           | 2,604                 | 13                    | 22,967                          | 13,000                |
| Kingston.....                         | 8                     | 3,927                           | 2,720                 | 24                    | 24,085                          | 29,160                |
| Prescott et Ogdensburg.....           | —                     | —                               | —                     | 3                     | 2,000                           | —                     |
| Oswego et sud.....                    | —                     | —                               | —                     | 1                     | 320                             | —                     |
| Autres ports du lac Ontario.....      | 19                    | 21,337                          | —                     | 1                     | 797                             | 1,550                 |
| Montréal et ports en aval.....        | 45                    | 23,060                          | 28                    | 44                    | 27,649                          | 55,992                |
| Autres ports en aval de Prescott..... | 44                    | 40,342                          | 51,945                | 114                   | 124,728                         | 206,650               |
| Total.....                            | —                     | —                               | —                     | 2                     | 980                             | 30                    |
| Grand total.....                      | 120                   | 91,945                          | 57,297                | 202                   | 203,496                         | 306,459               |
|                                       | 3,592                 | 5,965,102                       | 11,719,393            | 3,541                 | 5,990,641                       | 1,510,782             |

TABLEAU D—DESCENTES DE GRAIN SUR LE CANAL MARITIME WELLAND, 1941

|   | Blé        | Orge      | Avoine    | Seigle    | Maïs      | Lin       | Total      |
|---|------------|-----------|-----------|-----------|-----------|-----------|------------|
|   | Boisseaux  | Boisseaux | Boisseaux | Boisseaux | Boisseaux | Boisseaux | Boisseaux  |
| <i>Grain canadien—</i>                                      |            |           |           |           |           |           |            |
| Ports américains vers les ports canadiens—                  |            |           |           |           |           |           |            |
| Vaisseaux canadiens.....                                    | 3,576,067  | —         | —         | —         | 101,179   | —         | 3,677,246  |
| Vaisseaux américains.....                                   | —          | —         | —         | —         | —         | —         | —          |
| Ports canadiens vers les ports américains—                  |            |           |           |           |           |           |            |
| Vaisseaux canadiens.....                                    | 1,115,200  | —         | —         | 490,714   | —         | —         | 1,605,914  |
| Vaisseaux américains.....                                   | 327,533    | —         | —         | —         | —         | —         | 327,533    |
| Entre ports américains—                                     |            |           |           |           |           |           |            |
| Vaisseaux américains.....                                   | —          | —         | —         | —         | —         | —         | —          |
| Entre ports canadiens—                                      |            |           |           |           |           |           |            |
| Vaisseaux canadiens.....                                    | 40,997,100 | 4,733,042 | 1,438,176 | 299,964   | —         | 1,276,464 | 48,744,746 |
| <i>Grain américain—</i>                                     |            |           |           |           |           |           |            |
| Ports américains vers les ports canadiens—                  |            |           |           |           |           |           |            |
| Vaisseaux canadiens.....                                    | 478,000    | —         | —         | —         | 3,685,500 | —         | 4,163,500  |
| Vaisseaux américains.....                                   | 719,933    | —         | —         | —         | 463,500   | —         | 1,183,433  |
| Entre ports américains—                                     |            |           |           |           |           |           |            |
| Vaisseaux canadiens.....                                    | —          | —         | —         | —         | —         | —         | —          |
| Vaisseaux américains.....                                   | 4,232,000  | 59,500    | —         | 108,571   | 4,324,857 | —         | 8,724,928  |
| Entre ports canadiens—                                      |            |           |           |           |           |           |            |
| Vaisseaux canadiens.....                                    | —          | —         | —         | —         | 592,071   | —         | 592,071    |
| Vaisseaux américains.....                                   | —          | —         | —         | —         | —         | —         | —          |
| Totaux.....   | 51,445,833 | 4,792,542 | 1,438,176 | 899,249   | 9,167,107 | 1,276,464 | 69,019,371 |
| Grain canadien transporté par des vaisseaux américains..... | 327,533    | —         | —         | —         | —         | —         | 327,533    |
| Grain américain transporté par des vaisseaux canadiens..... | 478,000    | —         | —         | —         | 4,277,571 | —         | 4,755,571  |

TABLE 1—Season of Navigation, 1941  
TABLEAU 1—Saison de navigation de 1941

| Canals<br>—<br>Canaux | First Vessel<br>Passage<br>—<br>Passage<br>du premier<br>navire | Last Vessel<br>Passage<br>—<br>Passage<br>du dernier<br>navire | Number of<br>Days used<br>—<br>Durée<br>de la saison,<br>en jours |
|-----------------------|---|--|---|
| Sault Ste. Marie..... | April 17.....   | Dec. 10.....   | 238   |
| Welland Ship.....     | April 9.....  | Dec. 15.....   | 251   |
| St. Lawrence.....     | April 10.....   | Dec. 17.....   | 252   |
| Richelieu River.....  | April 25.....   | Nov. 26.....   | 216   |
| St. Peter's.....      | April 21.....   | Jan. 12.....   | 267   |
| Murray.....           | April 16.....   | Nov. 30.....   | 229   |
| Ottawa River.....     | April 21.....   | Nov. 24.....   | 218   |
| Rideau.....           | May 21.....   | Nov. 15.....   | 179   |
| Trent.....            | April 15.....   | Dec. 4.....  | 234   |
| St. Andrews.....      | May 13.....   | Oct. 31.....   | 171   |

TABLE 2—Canals of Canada  
TABLEAU 2—Canaux du Canada

| Name<br>—<br>Nom      | Location<br>—<br>Situation                 |  | Length<br>in<br>Miles<br>—<br>Long-<br>ueur<br>en<br>milles | Locks—Ecluses              |  |                            |                               |                 |
|-----------------------|--|--|---|----------------------------|--|----------------------------|-------------------------------|-----------------|
|                       |  |  |   | Number<br>—<br>Nom-<br>bre | Minimum Dimensions<br>—<br>Dimensions minima |                            |                               |                 |
|                       |  |  |   |                            | Length<br>—<br>Lon-<br>gueur                 | Width<br>—<br>Lar-<br>geur | Depth<br>—<br>Profon-<br>deur |                 |
|                       |  |  |   |                            |  |                            |                               | Ft.<br>—<br>Pds |
| From<br>—<br>De       | To<br>—<br>A                               | —  | —   | —                          | —  | —                          |                               |                 |
| Sault Ste. Marie..... | St. Mary's Rapids, Sault Ste-Marie         | Rapides Ste-Murie, Sault Ste-Marie   | 1-38  | 1                          | 900  | 60                         | 18-25                         |                 |
| Welland Ship.....     | Port Weller                                | Port Colborne  | 27-60   | 8                          | 859  | 80                         | 30 <sup>3</sup>               |                 |
| St. Lawrence River—   |  |  |   |                            |  |                            |                               |                 |
| Lachine.....          | Montreal                                   | Lachine  | 8-74  | 5                          | 270  | 45                         | 14 <sup>1</sup>               |                 |
| Soulunges.....        | Cascades Point                             | Coteau Landing   | 14-67   | 5                          | 280  | 45                         | 15 <sup>1</sup>               |                 |
| Cornwall.....         | Cornwall                                   | Dickinsons Landing   | 11-00   | 6                          | 270  | 43-07                      | 14 <sup>1</sup>               |                 |
| Farran's Point.....   | Farran's Point                             | Rapide de Farran's Point   | 1-28  | 1                          | 800  | 50                         | 16 <sup>1</sup>               |                 |
| Rapide Plat.....      | Rapide Plat                                | Morrisburg   | 3-89  | 2                          | 270  | 45                         | 14 <sup>1</sup>               |                 |
| Gallops.....          | Iroquois                                   | Cardinal   | 7-36  | 3                          | 270  | 45                         | 14 <sup>1</sup>               |                 |
| Richelieu River—      |  |  |   |                            |  |                            |                               |                 |
| St. Ours.....         | Chambly                                    | St-Ours, Qué.  | 0-12  | 1                          | 339  | 45                         | 12 <sup>3</sup>               |                 |
| Chambly.....          | St. Peter's Bay                            | St. John's, Qué.   | 11-76   | 9                          | 120-5  | 23-25                      | 6-5                           |                 |
| St. Peter's.....      | Baie St-Pierre                             | Bras d'Or Lakes, Cape Breton, N.S.—<br>Lacs du Bras d'Or, Cap-Breton, N.E. | 0-50  | 1                          | 300  | 48                         | 18 <sup>4</sup>               |                 |
| Murray.....           | Isthmus of Murray                          | Bay of Quinte  | 5-15  | None<br>Néant              | -  | -                          | 11 <sup>5</sup>               |                 |
| Ottawa River—         |  |  |   |                            |  |                            |                               |                 |
| Ste. Anne.....        | Junction of St. Lawrence and Ottawa Rivers | Confluent du fleuve St-Laurent et de la rivière Ottawa                     | 0-12  | 1                          | 200  | 45                         | 9                             |                 |
| Carillon.....         | Carillon Rapids                            | Ottawa River—<br>Rivière Ottawa  | 0-94  | 2                          | 200  | 45                         | 9                             |                 |
| Grenville.....        | Long Sault Rapids                          | Ottawa River—<br>Rapides du Long Sault, Rivière Ottawa                     | 5-94  | 5                          | 200  | 45                         | 9-5                           |                 |
| Rideau.....           | Ottawa                                     | Kingston   | 126-25  | 47                         | 134  | 33                         | 5                             |                 |
|                       | Rideau Lake to Perth (Tay Branch)          | Lac Rideau à Perth (Branche Tay)   | 6-50  | 2                          | 134  | 33                         | 5                             |                 |
| Trent.....            | Trenton                                    | Peterboro Lock—<br>Ecluse de Peterboro                                     | 88-74   | 18                         | 175  | 33                         | 0-00                          |                 |
|                       | Peterboro Lock—<br>Ecluse de Peterboro     | Swift Rapids   | 135-71  | 24                         | 134  | 33                         | 6                             |                 |
|                       | Port Severn Lock                           | Port Severn  | 16-00   | 1                          | 100  | 25                         | 6                             |                 |
|                       | Sturgeon Lake                              | Lindsay (Seugog Branch)  | 8-35  | 1                          | 142  | 33                         | 6                             |                 |
|                       | Lac L'Esturgeon                            | Lindsay (Bras de Seugog)   |   |                            |  |                            |                               |                 |
|                       | Lindsay                                    | Port Perry (Seugog Branch)   | 28-65   | None<br>Néant              | -  | -                          | 4-5                           |                 |
| St. Andrew's.....     | Red River, fifteen miles north of Winnipeg | Rivière Rouge, quinze milles au nord de Winnipeg                           | -   | 1                          | 215  | 45                         | 17                            |                 |

<sup>1</sup> Navigable depths occasionally are less due to extreme low water levels.—<sup>1</sup> Dans les eaux très basses la profondeur est quelquefois moindre.

<sup>2</sup> Least depth in channels, 7 ft.—<sup>2</sup> Profondeur minima, 7 pieds.

<sup>3</sup> Least depth in channels, 25 ft.—<sup>3</sup> Profondeur minima, 25 pieds.

<sup>4</sup> Depth of canal prism is 17 feet—<sup>4</sup> La profondeur du prisme du canal est de 17 pieds.

<sup>5</sup> With Lake Ontario at elevation 244 feet.—<sup>5</sup> Le lac Ontario étant à niveau de 244 pieds.

TABLE 3—Freight Tonnage on Canals

| Canals<br>—<br>Canaux                 | Year<br>—<br>Année | April<br>—<br>Avril | May<br>—<br>Mai | June<br>—<br>Juin | July<br>—<br>Juillet | August<br>—<br>Août |
|---------------------------------------|--------------------|---------------------|-----------------|-------------------|----------------------|---------------------|
| Sault Ste. Marie.....                 | 1941               | 195,514             | 455,072         | 326,918           | 269,008              | 293,497             |
|                                       | 1940               | 122,570             | 308,570         | 233,095           | 202,534              | 218,004             |
|                                       | 1939               | 17,437              | 343,340         | 318,317           | 381,072              | 314,385             |
|                                       | 1938               | 169,653             | 172,199         | 208,025           | 279,185              | 333,098             |
|                                       | 1937               | 72,425              | 286,404         | 213,846           | 231,584              | 234,861             |
| Welland Ship.....                     | 1941               | 661,400             | 1,715,720       | 1,894,756         | 1,956,868            | 1,858,358           |
|                                       | 1940               | 448,678             | 2,051,029       | 1,912,622         | 1,829,024            | 1,819,215           |
|                                       | 1939               | 199,512             | 1,323,987       | 1,580,403         | 1,659,282            | 1,712,809           |
|                                       | 1938               | 663,885             | 1,740,005       | 1,459,455         | 1,529,375            | 1,588,483           |
|                                       | 1937               | 666,927             | 1,622,392       | 1,659,368         | 1,633,616            | 1,612,075           |
| St. Lawrence River.....               | 1941               | 308,137             | 900,264         | 1,000,660         | 1,042,760            | 974,666             |
|                                       | 1940               | 267,757             | 1,057,379       | 1,055,279         | 1,122,961            | 1,007,968           |
|                                       | 1939               | 49,761              | 1,189,263       | 1,161,230         | 1,119,143            | 1,284,021           |
|                                       | 1938               | 351,852             | 1,512,230       | 1,184,399         | 1,178,255            | 1,214,526           |
|                                       | 1937               | 391,261             | 1,244,208       | 1,309,978         | 1,285,873            | 1,332,778           |
| Richelieu River.....                  | 1941               | 1,138               | 14,699          | 12,313            | 11,278               | 15,040              |
|                                       | 1940               | 500                 | 13,415          | 13,865            | 20,686               | 18,124              |
|                                       | 1939               | —                   | 18,456          | 10,686            | 19,704               | 14,132              |
|                                       | 1938               | 1,330               | 19,643          | 12,833            | 8,860                | 11,969              |
|                                       | 1937               | 2,243               | 9,855           | 20,068            | 16,820               | 17,547              |
| St. Peters.....                       | 1941               | *1,010              | 3,866           | 15,120            | 7,631                | 5,434               |
|                                       | 1940               | 945                 | 3,156           | 8,467             | 3,178                | 6,641               |
|                                       | 1939               | 3,023               | 4,651           | 15,540            | 11,660               | 6,907               |
|                                       | 1938               | 377                 | 4,582           | 3,144             | 2,758                | 5,129               |
|                                       | 1937               | 2,111               | 10,313          | 4,328             | 9,493                | 9,619               |
| Murray.....                           | 1941               | —                   | —               | 2,060             | 979                  | —                   |
|                                       | 1940               | 750                 | 120             | —                 | —                    | —                   |
|                                       | 1939               | —                   | 617             | 2,036             | 90                   | 825                 |
|                                       | 1938               | —                   | —               | 500               | —                    | —                   |
|                                       | 1937               | —                   | —               | 535               | —                    | 533                 |
| Ottawa River.....                     | 1941               | 12,682              | 63,190          | 51,658            | 30,050               | 33,562              |
|                                       | 1940               | 900                 | 60,196          | 56,091            | 30,102               | 40,704              |
|                                       | 1939               | —                   | 49,322          | 65,390            | 38,966               | 34,438              |
|                                       | 1938               | 11,792              | 61,708          | 68,733            | 40,329               | 32,569              |
|                                       | 1937               | 12,191              | 68,653          | 53,451            | 47,139               | 52,344              |
| Rideau.....                           | 1941               | —                   | 185             | 155               | 103                  | 312                 |
|                                       | 1940               | —                   | 35              | 358               | 66                   | 255                 |
|                                       | 1939               | —                   | 98              | 537               | 197                  | 186                 |
|                                       | 1938               | —                   | 40              | 277               | 39                   | 466                 |
|                                       | 1937               | —                   | 2,168           | 2,417             | 2,136                | 2,365               |
| Trent.....                            | 1941               | 551                 | 7,762           | 4,537             | 3,701                | 2,686               |
|                                       | 1940               | —                   | 3,189           | 4,659             | 4,218                | 3,256               |
|                                       | 1939               | —                   | 4,442           | 6,689             | 5,484                | 4,191               |
|                                       | 1938               | 6                   | 2,298           | 2,997             | 4,099                | 3,551               |
|                                       | 1937               | —                   | 153             | 194               | 311                  | 288                 |
| St. Andrews.....                      | 1941               | —                   | 328             | 2,309             | 4,500                | 5,399               |
|                                       | 1940               | —                   | 391             | 6,288             | 5,057                | 646                 |
|                                       | 1939               | —                   | 743             | 3,233             | 3,636                | 5,295               |
|                                       | 1938               | —                   | 1,117           | 3,901             | 4,429                | 1,971               |
|                                       | 1937               | —                   | 382             | 1,253             | 4,156                | 1,954               |
| Total—All canals.....                 | 1941               | 1,180,682           | 3,161,076       | 3,310,486         | 3,326,878            | 3,188,654           |
|                                       | 1940               | 842,100             | 3,497,480       | 3,290,724         | 3,221,128            | 3,115,317           |
|                                       | 1939               | 269,733             | 2,934,919       | 3,164,061         | 3,239,234            | 3,377,189           |
|                                       | 1938               | 1,198,895           | 3,513,822       | 2,944,264         | 3,047,329            | 3,191,758           |
|                                       | 1937               | 1,147,158           | 3,244,528       | 3,265,438         | 3,231,128            | 3,264,364           |
| Sault Ste. Marie (Can. and U.S.)..... | 1941               | 7,865,478           | 15,153,388      | 14,673,373        | 15,510,601           | 15,235,189          |
|                                       | 1940               | 1,278,160           | 12,250,263      | 13,455,390        | 13,842,224           | 13,713,289          |
|                                       | 1939               | 42,808              | 5,798,994       | 8,622,403         | 9,597,596            | 10,551,560          |
|                                       | 1938               | 970,671             | 3,365,290       | 5,363,780         | 5,551,693            | 6,237,142           |
|                                       | 1937               | 4,620,385           | 14,109,494      | 14,160,826        | 14,137,093           | 13,937,099          |

\* Includes 205 tons for January, 1941.

\* Comprend 205 tonnes pour janvier 1941.



TABLEAU 3—Tonnage du fret passé par les canaux

| September<br>—<br>Septembre | October<br>—<br>Octobre | November<br>—<br>Novembre | December<br>—<br>Décembre | Season of<br>Navigation<br>—<br>Saison de<br>navigation | Year<br>—<br>Année | Canals<br>—<br>Canaux                 |
|-----------------------------|-------------------------|---------------------------|---------------------------|---|--------------------|---------------------------------------|
| 298,932                     | 531,451                 | 295,529                   | 104,897                   | 2,770,818   | 1941               | Sault Ste-Marie.                      |
| 214,424                     | 272,271                 | 304,595                   | 78,667                    | 1,954,730   | 1940               |                                       |
| 376,280                     | 393,262                 | 511,737                   | 119,929                   | 2,775,769   | 1939               |                                       |
| 351,909                     | 359,661                 | 351,909                   | 42,717                    | 2,268,356   | 1938               |                                       |
| 238,833                     | 284,293                 | 202,422                   | 55,261                    | 1,819,929   | 1937               |                                       |
| 1,620,082                   | 1,687,535               | 1,466,136                 | 369,320                   | 13,230,175  | 1941               | Maritime de Welland.                  |
| 1,615,549                   | 1,490,967               | 1,528,908                 | 209,582                   | 12,906,474  | 1940               |                                       |
| 1,564,487                   | 1,748,114               | 1,535,201                 | 403,758                   | 11,727,553  | 1939               |                                       |
| 1,785,768                   | 2,029,660               | 1,651,770                 | 180,653                   | 12,629,054  | 1938               |                                       |
| 1,566,447                   | 1,698,098               | 1,226,950                 | 62,077                    | 11,747,950  | 1937               |                                       |
| 944,012                     | 948,282                 | 774,350                   | 36,438                    | 6,929,569   | 1941               | Fleuve St-Laurent.                    |
| 992,318                     | 1,069,996               | 893,008                   | 12,949                    | 7,479,617   | 1940               |                                       |
| 1,216,010                   | 1,215,467               | 1,072,509                 | 32,761                    | 8,340,165   | 1939               |                                       |
| 1,295,614                   | 1,429,242               | 1,065,317                 | 4,883                     | 9,236,318   | 1938               |                                       |
| 1,303,993                   | 1,334,932               | 989,456                   | 2,960                     | 9,195,439   | 1937               |                                       |
| 11,805                      | 12,505                  | 5,458                     | —                         | 84,236  | 1941               | Rivière Richelieu.                    |
| 11,553                      | 24,447                  | 12,231                    | —                         | 114,821   | 1940               |                                       |
| 13,483                      | 24,403                  | 10,813                    | —                         | 111,677   | 1939               |                                       |
| 7,809                       | 17,705                  | 14,552                    | —                         | 94,697  | 1938               |                                       |
| 22,030                      | 22,051                  | 12,530                    | —                         | 123,744   | 1937               |                                       |
| 4,825                       | 9,499                   | 24,483                    | 3,851                     | 75,719  | 1941               | St-Pierre.                            |
| 4,884                       | 10,719                  | 13,416                    | 3,245                     | 54,651  | 1940               |                                       |
| 12,121                      | 7,318                   | 14,059                    | 3,736                     | 79,015  | 1939               |                                       |
| 6,276                       | 18,078                  | 16,279                    | 4,851                     | 61,474  | 1938               |                                       |
| 8,343                       | 17,166                  | 10,514                    | 8,065                     | 79,952  | 1937               |                                       |
| 85                          | —                       | 240                       | —                         | 3,614   | 1941               | Murray.                               |
| —                           | 65                      | —                         | —                         | 935   | 1940               |                                       |
| —                           | 139                     | —                         | —                         | 3,707   | 1939               |                                       |
| 1,807                       | —                       | 40                        | —                         | 2,347   | 1938               |                                       |
| 100                         | 50                      | 1,147                     | —                         | 2,365   | 1937               |                                       |
| 52,047                      | 47,787                  | 18,543                    | —                         | 309,509   | 1941               | Rivière Ottawa.                       |
| 34,025                      | 59,064                  | 38,330                    | —                         | 317,412   | 1940               |                                       |
| 60,596                      | 45,406                  | 7,553                     | —                         | 301,671   | 1939               |                                       |
| 46,507                      | 25,795                  | 12,260                    | —                         | 299,693   | 1938               |                                       |
| 53,132                      | 51,514                  | 10,654                    | —                         | 349,078   | 1937               |                                       |
| 202                         | 241                     | 200                       | —                         | 1,398   | 1941               | Rideau.                               |
| 385                         | 56                      | 155                       | —                         | 1,310   | 1940               |                                       |
| 538                         | 426                     | 27                        | —                         | 2,009   | 1939               |                                       |
| 363                         | 387                     | 51                        | —                         | 1,623   | 1938               |                                       |
| 2,269                       | 2,771                   | 2,355                     | —                         | 16,481  | 1937               |                                       |
| 2,011                       | 2,724                   | 1,424                     | 36                        | 25,432  | 1941               | Trent.                                |
| 2,842                       | 4,007                   | 1,654                     | —                         | 23,824  | 1940               |                                       |
| 3,460                       | 3,498                   | 1,221                     | —                         | 26,985  | 1939               |                                       |
| 2,347                       | 4,557                   | 2,378                     | —                         | 22,233  | 1938               |                                       |
| 650                         | 627                     | 215                       | 10                        | 2,348   | 1937               |                                       |
| 5,237                       | 5,124                   | —                         | —                         | 22,897  | 1941               | St-André.                             |
| 1,734                       | 2,663                   | —                         | —                         | 16,779  | 1940               |                                       |
| 3,653                       | 3,966                   | —                         | —                         | 20,526  | 1939               |                                       |
| 5,086                       | 4,107                   | 50                        | —                         | 20,667  | 1938               |                                       |
| 3,433                       | 2,536                   | —                         | —                         | 13,714  | 1937               |                                       |
| 2,939,238                   | 3,245,148               | 2,586,363                 | 514,542                   | 23,453,367  | 1941               | Total—Des canaux.                     |
| 2,877,714                   | 2,934,473               | 2,790,297                 | 304,443                   | 22,873,676  | 1940               |                                       |
| 3,250,028                   | 3,441,999               | 3,153,120                 | 560,194                   | 23,391,077  | 1939               |                                       |
| 3,503,486                   | 3,889,182               | 3,114,012                 | 233,104                   | 24,636,462  | 1938               |                                       |
| 3,199,830                   | 3,413,938               | 2,450,243                 | 128,373                   | 23,351,000  | 1937               |                                       |
| 14,490,742                  | 13,923,409              | 12,222,942                | 2,135,440                 | 111,120,556   | 1941               | Sault Ste-Marie (Can. et Etats-Unis). |
| 13,002,486                  | 12,970,912              | 8,642,025                 | 702,923                   | 89,857,672  | 1940               |                                       |
| 11,492,582                  | 12,352,986              | 10,437,879                | 952,496                   | 69,849,304  | 1939               |                                       |
| 6,624,115                   | 7,140,573               | 4,460,632                 | 323,733                   | 40,043,629  | 1938               |                                       |
| 12,585,095                  | 9,841,735               | 3,938,979                 | 305,916                   | 87,636,622  | 1937               |                                       |

TABLE 4—Total Traffic through the Canadian Canals during 1941

| Commodities                            | Sault Ste. Marie | Welland Ship      | St. Lawrence River | Richelieu River | St. Peter's   | Murray       |
|--|------------------|-------------------|--------------------|-----------------|---------------|--------------|
| Canadian Vessels—Number                | 3,620            | 5,563             | 8,298              | 444             | 872           | 230          |
| United States Vessels—Number           | 1,225            | 1,545             | 291                | 159             | 14            | 136          |
| Other Foreign Vessels—Number           | —                | 25                | 47                 | —               | 1             | —            |
| Total                                  | 4,845            | 7,133             | 8,636              | 603             | 887           | 366          |
| Passengers—Number                      | 57,783           | 1,588             | 600                | 131             | 224           | 879          |
|  | Tons             | Tons              | Tons               | Tons            | Tons          | Tons         |
| <b>VESSELS</b>                         |                  |                   |                    |                 |               |              |
|  | Tonnes           | Tonnes            | Tonnes             | Tonnes          | Tonnes        | Tonnes       |
| Canadian Vessels—Steam                 | 3,900,441        | 9,543,873         | 5,317,417          | 55,459          | 69,105        | 24,754       |
| Canadian Vessels—Sail                  | 406,507          | 33,525            | 348,536            | 9,385           | 20,021        | 735          |
| United States Vessels—Steam            | 2,714,732        | 2,162,085         | 140,050            | 834             | 1,083         | 1,613        |
| Other Foreign Vessels—Steam            | —                | 18,328            | 30,526             | —               | 19            | —            |
| United States Vessels—Sail             | 17,589           | 197,932           | 73,643             | 30,618          | —             | 1,500        |
| Total                                  | 7,069,269        | 11,955,743        | 5,910,172          | 96,296          | 90,228        | 28,602       |
| <b>Agricultural Products—</b>          |                  |                   |                    |                 |               |              |
| Barley                                 | 93,780           | 115,381           | 50,139             | —               | —             | —            |
| Corn                                   | 18,601           | 259,559           | 115,495            | —               | —             | —            |
| Oats                                   | 40,951           | 24,449            | 2,450              | —               | 7             | —            |
| Rye                                    | 25,730           | 28,959            | 2,619              | —               | —             | —            |
| Flaxseed                               | 16,004           | 47,547            | 31,465             | —               | —             | —            |
| Wheat                                  | 693,244          | 1,576,877         | 899,402            | —               | —             | —            |
| Other grains                           | 5,476            | 2,824             | 22,494             | —               | —             | —            |
| Flour                                  | 349,537          | 215,801           | 148,525            | —               | 633           | —            |
| Hay and straw                          | 25               | —                 | 749                | —               | 122           | —            |
| Other mill products                    | 182,663          | 2,975             | 1,466              | —               | —             | —            |
| Fruit and vegetables                   | 17               | —                 | —                  | —               | 256           | —            |
| Potatoes                               | 110              | —                 | —                  | —               | 4,007         | —            |
| Total                                  | 1,426,138        | 2,274,372         | 1,274,804          | —               | 5,025         | —            |
| <b>Animal Products—</b>                |                  |                   |                    |                 |               |              |
| Fish                                   | 176              | —                 | 176                | 50              | 265           | —            |
| Dressed meats                          | —                | —                 | —                  | —               | —             | —            |
| Other packing-house products           | —                | —                 | 50                 | —               | —             | —            |
| All other animal products              | 28               | —                 | 5,579              | —               | 10            | —            |
| Total                                  | 204              | —                 | 5,805              | 50              | 275           | —            |
| <b>Manufactures and Miscellaneous—</b> |                  |                   |                    |                 |               |              |
| Gasoline                               | 96,894           | 670,110           | 410,991            | —               | 7,542         | 490          |
| Petroleum and other oils               | 50,053           | 1,881,225         | 741,845            | 294             | 926           | —            |
| Agricultural implements                | 2,780            | 2,101             | 3,917              | —               | —             | —            |
| Cement, brick, lime plaster            | 2                | 74,425            | 15,589             | —               | 75            | —            |
| Iron, pig and bloom                    | 21,264           | 117,682           | 10,266             | —               | —             | —            |
| Iron and steel, other                  | 23,227           | 151,397           | 72,021             | 630             | —             | —            |
| Sugar                                  | 20,265           | 91,625            | 76,637             | —               | —             | —            |
| Salt                                   | 15,029           | 44,819            | 40,066             | —               | 609           | —            |
| Beverages                              | 4,234            | 8,253             | 9,631              | —               | —             | —            |
| Autos and parts                        | 11,112           | 17,851            | 3,478              | —               | 3             | —            |
| Paper                                  | 89,358           | 223,907           | 100,037            | 29,928          | —             | —            |
| Wood pulp                              | 12,307           | 19,433            | 12,826             | —               | —             | —            |
| Total                                  | 346,525          | 3,302,828         | 1,497,404          | 30,852          | 9,155         | 576          |
| <b>Forest Products—</b>                |                  |                   |                    |                 |               |              |
| Pulpwood                               | 136,204          | 501,856           | 615,010            | —               | 33,140        | —            |
| Logs-posts-poles-piling                | 1,578            | —                 | 1                  | —               | 1             | —            |
| Firewood                               | 222              | —                 | 690                | —               | 277           | —            |
| Lumber-mill-rooorage stock             | 1,458            | 10,237            | 54,903             | 2,667           | 66            | —            |
| Other forest products                  | —                | —                 | 970                | —               | —             | —            |
| Total                                  | 139,462          | 512,093           | 671,574            | 2,667           | 33,484        | —            |
| <b>Mine Products—</b>                  |                  |                   |                    |                 |               |              |
| Hard coal                              | —                | 57,779            | 178,095            | 603             | —             | —            |
| Soft coal                              | 265,879          | 4,944,439         | 2,497,488          | 16              | 18,682        | 979          |
| Coke                                   | 13,620           | 131,623           | 40,541             | —               | 983           | —            |
| Copper ore                             | —                | —                 | —                  | —               | —             | —            |
| Iron ore                               | 114,000          | 1,241,450         | 2,551              | —               | —             | —            |
| Other ore                              | 260              | 110,753           | 103,902            | 10,182          | 5,118         | —            |
| Sand, gravel and stone                 | 95,137           | 233,417           | 218,898            | 5,309           | 1,130         | —            |
| Total                                  | 488,896          | 6,719,461         | 3,041,475          | 16,110          | 25,913        | 979          |
| All other freight                      | 369,593          | 421,421           | 438,507            | 34,557          | 1,867         | 2,060        |
| <b>Grand total</b>                     | <b>2,770,818</b> | <b>13,230,175</b> | <b>6,929,569</b>   | <b>84,236</b>   | <b>75,719</b> | <b>3,614</b> |

TABLEAU 4—Volume du trafic par les canaux canadiens en 1941

| Ottawa River | Rideau | Trent  | St. Andrew's | Total      | Compared with 1940            |                             | Nomenclature                                |
|--------------|--------|--------|--------------|------------|-------------------------------|-----------------------------|---|
|              |        |        |              |            | Comparé avec 1940             |                             |   |
|              |        |        |              |            | Increase<br>Augmen-<br>tation | Decrease<br>Dimi-<br>nution |   |
| 1,637        | 192    | 2,903  | 659          | 24,418     | 772                           | -                           | Navires canadiens—Nombre.                   |
| -            | 5      | 8      | -            | 3,383      | 264                           | -                           | Navires des Etats-Unis—Nombre.              |
| -            | -      | -      | -            | 73         | -                             | 2                           | Autres navires étrangers—Nombre.            |
| 1,637        | 197    | 2,911  | 659          | 27,874     | 1,034                         | -                           | Total.                                      |
| -            | 10,450 | 25,288 | 3,149        | 100,092    | 28,053                        | -                           | Passagers—Nombre.                           |
| Tons         | Tons   | Tons   | Tons         | Tons       | Tons                          | Tons                        | NAVIGES                                     |
| Tonnes       | Tonnes | Tonnes | Tonnes       | Tonnes     | Tonnes                        | Tonnes                      | Navires canadiens à vapeur.                 |
| 109,436      | 1,319  | 41,567 | 47,331       | 19,110,702 | 1,469,757                     | -                           | Navires canadiens à voiles.                 |
| 238,371      | 2,403  | 20,159 | 20,865       | 1,100,507  | 227,458                       | -                           | Navires des Etats-Unis à vapeur.            |
| -            | 96     | 167    | -            | 5,050,669  | 1,350,078                     | -                           | Autres navires étrangers à vapeur.          |
| -            | -      | -      | -            | 48,873     | -                             | 6,908                       | Navires des Etats-Unis à voiles.            |
| -            | -      | -      | -            | 321,282    | 12,556                        | -                           | Total.                                      |
| 347,907      | 3,818  | 61,893 | 68,196       | 25,632,024 | 3,061,941                     | -                           | Produits agricoles—                         |
| -            | -      | -      | -            | 259,300    | -                             | 119,982                     | Orge.                                       |
| -            | -      | -      | -            | 393,655    | -                             | 630,335                     | Maïs.                                       |
| -            | -      | 1      | -            | 67,858     | -                             | 50,561                      | Avoine.                                     |
| -            | -      | -      | -            | 57,308     | 13,394                        | -                           | Seigle.                                     |
| -            | -      | -      | -            | 95,016     | 3,698                         | -                           | Lin.  |
| -            | -      | -      | -            | 3,169,523  | -                             | 310,415                     | Blé.  |
| -            | -      | -      | -            | 30,794     | 13,650                        | -                           | Autres grains.                              |
| -            | -      | 3      | -            | 714,499    | 131,656                       | -                           | Farine.                                     |
| -            | -      | 15     | -            | 911        | -                             | 348                         | Foin et paille.                             |
| -            | -      | 2      | -            | 187,106    | 57,503                        | -                           | Autres produits de meunerie.                |
| -            | -      | 3      | -            | 276        | -                             | 1,844                       | Fruits et légumes.                          |
| -            | -      | -      | -            | 4,117      | -                             | 540                         | Pommes de terre.                            |
| -            | -      | 24     | -            | 4,980,363  | -                             | 894,124                     | Total.                                      |
| -            | -      | 1      | 2,275        | 2,943      | -                             | 221                         | Produits des animaux—                       |
| -            | -      | 1      | -            | 1          | -                             | 323                         | Poisson.                                    |
| -            | -      | -      | -            | 50         | -                             | 1,702                       | Vivandes abattues.                          |
| -            | -      | -      | -            | 5,617      | 3,287                         | -                           | Autres produits des fabricants de conserve. |
| -            | -      | -      | -            | -          | -                             | -                           | Tous autres produits des animaux.           |
| -            | -      | 2      | 2,275        | 8,611      | 1,041                         | -                           | Total.                                      |
| 58,660       | -      | 150    | 3            | 1,244,840  | 121,599                       | -                           | Manufactures—                               |
| 14,584       | -      | 58     | -            | 2,688,985  | 403,811                       | -                           | Gazoline.                                   |
| -            | -      | -      | -            | 8,798      | -                             | 1,783                       | Pétrole et autres huiles.                   |
| -            | -      | -      | -            | 90,168     | 45,985                        | -                           | Instruments aratoires.                      |
| -            | 49     | 16     | 12           | 149,399    | -                             | -                           | Ciment, briques, chaux et plâtre.           |
| -            | -      | 2      | -            | 247,276    | -                             | 152,705                     | Fer en gueuse et en saumon.                 |
| -            | -      | 1      | -            | 188,528    | -                             | 310,069                     | Tous autres fer et acier.                   |
| -            | -      | 1      | -            | 100,523    | -                             | 50,769                      | Sucre.                                      |
| -            | -      | -      | -            | 22,119     | 1,174                         | -                           | Sel.  |
| -            | -      | 1      | -            | 32,444     | -                             | 20,681                      | Vins, liqueurs et bières.                   |
| -            | -      | -      | -            | 452,070    | -                             | 21,668                      | Autos et pièces détachées.                  |
| -            | -      | -      | -            | 44,566     | -                             | 49,151                      | Papier.                                     |
| -            | -      | -      | -            | -          | -                             | -                           | Pulpe de bois.                              |
| 82,034       | 49     | 229    | 15           | 5,269,716  | -                             | 52,129                      | Total.                                      |
| -            | -      | -      | -            | 1,286,210  | 166,273                       | -                           | Produits forestiers—                        |
| 590          | 5      | 4,541  | -            | 6,716      | -                             | 103                         | Bois à pulpe.                               |
| -            | -      | 40     | 1,146        | 2,375      | -                             | 2,845                       | Billots, poteaux, pieux, pilotis.           |
| -            | 319    | 902    | 13,413       | 83,965     | 3,069                         | -                           | Bois de chauffage.                          |
| -            | -      | -      | -            | 970        | 166                           | -                           | Stock de sciure et de tonnellerie.          |
| -            | -      | -      | -            | -          | -                             | -                           | Autres bois.                                |
| 590          | 324    | 5,483  | 14,559       | 1,380,236  | 166,560                       | -                           | Total.                                      |
| -            | -      | -      | -            | 236,477    | -                             | 114,974                     | Produits miniers—                           |
| 33,649       | 158    | 60     | 402          | 7,761,752  | 974,397                       | -                           | Huile anthracite.                           |
| -            | -      | -      | -            | 186,767    | -                             | 213,524                     | Huile bitumineuse.                          |
| -            | -      | -      | -            | -          | -                             | 9,224                       | Coke.                                       |
| -            | -      | 2      | -            | 1,358,003  | 558,698                       | -                           | Minéral de cuivre.                          |
| -            | -      | -      | -            | 249,182    | 14,326                        | -                           | Minéral de fer.                             |
| 190,000      | 764    | 18,967 | -            | 744,658    | 85,622                        | -                           | Autres minerais.                            |
| -            | -      | 3      | -            | -          | -                             | -                           | Sable, etc.                                 |
| 223,649      | 922    | 19,032 | 402          | 10,536,839 | 1,295,321                     | -                           | Total.                                      |
| 3,186        | 103    | 662    | 5,646        | 1,277,602  | 66,145                        | -                           | Marchandises non énumérées.                 |
| 309,509      | 1,398  | 25,432 | 22,897       | 23,453,367 | 562,814                       | -                           | Grand total.                                |

TABLE 5—Vessels using Canadian Canals—1941

NUMBER AND NET REGISTERED TONS

|  | From Canadian to Canadian Ports      |                       | From Canadian to United States Ports      |                       | From United States to United States Ports      |                       | From United States to Canadian Ports      |                       |
|--|--------------------------------------|-----------------------|---|-----------------------|--|-----------------------|---|-----------------------|
|  | De ports Canadiens à ports canadiens |                       | De ports canadiens à ports des Etats-Unis |                       | De ports des Etats-Unis à ports des Etats-Unis |                       | De ports des Etats-Unis à ports canadiens |                       |
|  | Up<br>En montant                     | Down<br>En descendant | Up<br>En montant                          | Down<br>En descendant | Up<br>En montant                               | Down<br>En descendant | Up<br>En montant                          | Down<br>En descendant |
| <b>Sault Ste. Marie Canal—</b>             |                                      |                       |   |                       |  |                       |   |                       |
| Canadian Vessels—Steam... No.              | 1,457                                | 1,199                 | 82  | 150                   | 17   | 1                     | 273                                       | 44                    |
| Canadian Vessels—Sail..... "               | 177                                  | 145                   | 3   | 3                     | 1  | -                     | 67  | 1                     |
| U.S. Vessels—Steam..... "                  | 9                                    | 10                    | 8   | 43                    | 638  | 412                   | 44  | -                     |
| Other Foreign Vessels—Steam " "            | -                                    | -                     | -   | -                     | -  | -                     | -   | -                     |
| U.S. Vessels—Sail..... "                   | -                                    | -                     | -   | 6                     | 27   | 27                    | -   | 1                     |
| Total..... "                               | 1,643                                | 1,354                 | 93  | 202                   | 683  | 440                   | 384                                       | 46                    |
| <b>Canadian Vessels—Steam... Tons</b>      |                                      |                       |   |                       |  |                       |   |                       |
| Canadian Vessels—Sail..... "               | 1,879,589                            | 1,165,442             | 198,016                                   | 167,780               | 59,287   | 664                   | 382,401                                   | 47,362                |
| U.S. Vessels—Steam..... "                  | 145,896                              | 50,228                | 11,889                                    | 3,251                 | 3,963  | -                     | 191,013                                   | 367                   |
| Other Foreign Vessels—Steam " "            | 4,622                                | 3,869                 | 26,336                                    | 11,841                | 2,495,214                                      | 144,468               | 58,382                                    | -                     |
| U.S. Vessels—Sail..... "                   | -                                    | -                     | -   | 8,986                 | 4,244  | 3,950                 | -   | 409                   |
| Total..... "                               | 2,030,107                            | 1,219,539             | 236,241                                   | 191,858               | 2,562,708                                      | 149,082               | 631,796                                   | 47,988                |
| <b>Welland Ship Canal—Through and way—</b> |                                      |                       |   |                       |  |                       |   |                       |
| Canadian Vessels—Steam... No.              | 780                                  | 893                   | 1,927                                     | 28                    | 62   | 2                     | 7   | 1,828                 |
| Canadian Vessels—Sail..... "               | 10                                   | 24                    | -   | -                     | -  | -                     | -   | 2                     |
| U.S. Vessels—Steam..... "                  | 20                                   | 48                    | 349                                       | 11                    | 277  | 323                   | 10  | 319                   |
| Other Foreign Vessels—Steam " "            | -                                    | -                     | 3   | -                     | 9  | 3                     | -   | 10                    |
| U.S. Vessels—Sail..... "                   | 2                                    | 16                    | 50  | -                     | 35   | 42                    | -   | 43                    |
| Total..... "                               | 812                                  | 981                   | 2,329                                     | 39                    | 383  | 370                   | 17  | 2,202                 |
| <b>Canadian Vessels—Steam... Tons</b>      |                                      |                       |   |                       |  |                       |   |                       |
| Canadian Vessels—Sail..... "               | 987,104                              | 1,356,587             | 3,717,303                                 | 44,283                | 79,075   | 2,296                 | 12,673                                    | 3,344,552             |
| U.S. Vessels—Steam..... "                  | 12,139                               | 19,151                | -   | -                     | -  | -                     | -   | 2,235                 |
| Other Foreign Vessels—Steam " "            | 26,943                               | 35,909                | 724,940                                   | 12,494                | 323,690  | 349,105               | 5,093                                     | 683,911               |
| U.S. Vessels—Sail..... "                   | -                                    | -                     | 2,178                                     | -                     | 6,628  | 2,196                 | -   | 7,326                 |
| Total..... "                               | 2,380                                | 19,892                | 60,525                                    | -                     | 29,970   | 37,482                | -   | 47,683                |
| Total..... "                               | 1,028,586                            | 1,431,539             | 4,504,946                                 | 56,777                | 439,363  | 391,079               | 17,766                                    | 4,085,707             |
| <b>Welland Ship Canal—Through</b>          |                                      |                       |   |                       |  |                       |   |                       |
| Canadian Vessels—Steam... No.              | 530                                  | 671                   | 1,605                                     | 10                    | 62   | 2                     | 7   | 1,654                 |
| Canadian Vessels—Sail..... "               | -                                    | 11                    | -   | -                     | -  | -                     | -   | 2                     |
| U.S. Vessels—Steam..... "                  | 16                                   | 46                    | 283                                       | 10                    | 277  | 323                   | 9   | 255                   |
| Other Foreign Vessels—Steam " "            | -                                    | -                     | 3   | -                     | 9  | 3                     | -   | 10                    |
| U.S. Vessels—Sail..... "                   | 2                                    | 16                    | 50  | -                     | 35   | 42                    | -   | 43                    |
| Total..... "                               | 548                                  | 744                   | 1,941                                     | 20                    | 383  | 370                   | 16  | 1,904                 |
| <b>Canadian Vessels—Steam... Tons</b>      |                                      |                       |   |                       |  |                       |   |                       |
| Canadian Vessels—Sail..... "               | 726,884                              | 1,071,171             | 3,087,995                                 | 23,743                | 79,075   | 2,296                 | 12,673                                    | 2,953,194             |
| U.S. Vessels—Steam..... "                  | -                                    | 4,464                 | -   | -                     | -  | -                     | -   | 2,235                 |
| Other Foreign Vessels—Steam " "            | 9,667                                | 34,703                | 574,268                                   | 11,697                | 323,690  | 349,105               | 4,296                                     | 547,925               |
| U.S. Vessels—Sail..... "                   | -                                    | -                     | 2,178                                     | -                     | 6,628  | 2,196                 | -   | 7,326                 |
| Total..... "                               | 2,380                                | 19,892                | 60,525                                    | -                     | 29,970   | 37,482                | -   | 47,683                |
| Total..... "                               | 738,931                              | 1,130,230             | 3,724,966                                 | 35,440                | 439,363  | 391,079               | 16,969                                    | 3,558,363             |
| <b>Welland Ship Canal—Way</b>              |                                      |                       |   |                       |  |                       |   |                       |
| Canadian Vessels—Steam... No.              | 250                                  | 232                   | 322                                       | 18                    | -  | -                     | -   | 174                   |
| Canadian Vessels—Sail..... "               | 10                                   | 13                    | -   | -                     | -  | -                     | -   | -                     |
| U.S. Vessels—Steam..... "                  | 4                                    | 2                     | 66  | 1                     | -  | -                     | 1   | 64                    |
| Other Foreign Vessels—Steam " "            | -                                    | -                     | -   | -                     | -  | -                     | -   | -                     |
| U.S. Vessels—Sail..... "                   | -                                    | -                     | -   | -                     | -  | -                     | -   | -                     |
| Total..... "                               | 264                                  | 237                   | 388                                       | 19                    | -  | -                     | 1   | 238                   |
| <b>Canadian Vessels—Steam... Tons</b>      |                                      |                       |   |                       |  |                       |   |                       |
| Canadian Vessels—Sail..... "               | 260,220                              | 285,416               | 629,308                                   | 20,540                | -  | -                     | -   | 301,358               |
| U.S. Vessels—Steam..... "                  | 12,139                               | 14,687                | -   | -                     | -  | -                     | -   | -                     |
| Other Foreign Vessels—Steam " "            | 17,276                               | 1,206                 | 150,672                                   | 797                   | -  | -                     | 797                                       | 135,986               |
| U.S. Vessels—Sail..... "                   | -                                    | -                     | -   | -                     | -  | -                     | -   | -                     |
| Total..... "                               | 289,635                              | 301,309               | 779,980                                   | 21,337                | -  | -                     | 797                                       | 527,344               |

TABLEAU 5—Vaisseaux passant par les canaux canadiens, 1941  
NOMBRE ET TONNAGE NET ENREGISTRÉ

| Total<br>—<br>Total      |                                 | Grand total |            | Compared with 1940<br>—<br>Comparé avec 1940 |                             |  |
|--------------------------|---------------------------------|-------------|------------|--|-----------------------------|--|
| Up<br>—<br>En<br>montant | Down<br>—<br>En des-<br>cendant | 1941        | 1940       | Increase<br>—<br>Augmen-<br>tation           | Decrease<br>—<br>Diminution |  |
| 1,829                    | 1,394                           | 3,223       | 2,732      | 491  | —                           | <b>Canal Sault Ste-Marie—</b>                    |
| 248                      | 149                             | 397         | 238        | 159  | —                           | No. Navires canadiens, à vapeur.                 |
| 899                      | 465                             | 1,164       | 578        | 586  | —                           | " Navires canadiens, à voiles.                   |
| —                        | —                               | —           | 2          | —  | 2                           | " Navires des Etats-Unis, à vapeur.              |
| 27                       | 34                              | 61          | 7          | 54   | —                           | " Autres navires étrangers, à vapeur.            |
| —                        | —                               | —           | —          | —  | —                           | " Navires des Etats-Unis, à voiles.              |
| 2,803                    | 2,042                           | 4,845       | 3,557      | 1,288  | —                           | " Total.   |
| 3,519,293                | 1,381,148                       | 3,900,441   | 3,149,717  | 750,724                                      | —                           | <b>Tonnes Navires canadiens, à vapeur.</b>       |
| 352,701                  | 53,746                          | 406,507     | 243,863    | 162,644                                      | —                           | " Navires canadiens, à voiles.                   |
| 2,584,554                | 160,178                         | 2,744,732   | 966,073    | 1,778,659                                    | —                           | " Navires des Etats-Unis, à vapeur.              |
| —                        | —                               | —           | 1,620      | —  | 1,620                       | " Autres navires étrangers, à vapeur.            |
| 4,244                    | 13,345                          | 17,589      | 5,871      | 11,718                                       | —                           | " Navires des Etats-Unis, à voiles.              |
| —                        | —                               | —           | —          | —  | —                           | " Total.   |
| 5,460,852                | 1,608,417                       | 7,069,269   | 4,367,144  | 2,702,125                                    | —                           |  |
| 2,776                    | 2,751                           | 5,527       | 5,016      | 511  | —                           | <b>Maritime de Welland—direct et transbordé.</b> |
| 10                       | 26                              | 36          | 29         | 7  | —                           | No. Navires canadiens, à vapeur.                 |
| 656                      | 701                             | 1,357       | 1,568      | —  | 211                         | " Navires canadiens, à voiles.                   |
| 12                       | 13                              | 25          | 34         | —  | 9                           | " Navires des Etats-Unis, à vapeur.              |
| 87                       | 101                             | 188         | 220        | —  | 32                          | " Autres navires étrangers, à vapeur.            |
| —                        | —                               | —           | —          | —  | —                           | " Navires des Etats-Unis, à voiles.              |
| 3,541                    | 3,592                           | 7,133       | 6,867      | 266  | —                           | " Total.   |
| 4,796,155                | 4,747,718                       | 9,543,873   | 8,829,779  | 714,094                                      | —                           | <b>Tonnes Navires canadiens, à vapeur.</b>       |
| 12,139                   | 21,386                          | 33,525      | 12,431     | 21,094                                       | —                           | " Navires canadiens, à voiles.                   |
| 1,080,666                | 1,081,419                       | 2,162,085   | 2,589,255  | —  | 427,170                     | " Navires des Etats-Unis, à vapeur.              |
| 8,806                    | 9,522                           | 18,328      | 25,369     | —  | 17,041                      | " Autres navires étrangers, à vapeur.            |
| 92,875                   | 105,057                         | 197,932     | 213,788    | —  | 5,856                       | " Navires des Etats-Unis, à voiles.              |
| 5,990,641                | 5,965,102                       | 11,955,743  | 11,670,622 | 285,121                                      | —                           | " Total.   |
| 2,204                    | 2,337                           | 4,541       | 4,425      | 116  | —                           | <b>Maritime de Welland—direct—</b>               |
| —                        | 13                              | 13          | 11         | 2  | —                           | No. Navires canadiens, à vapeur.                 |
| 585                      | 634                             | 1,219       | 1,430      | —  | 211                         | " Navires canadiens, à voiles.                   |
| 12                       | 13                              | 25          | 34         | —  | 9                           | " Navires des Etats-Unis, à vapeur.              |
| 87                       | 101                             | 188         | 218        | —  | 30                          | " Autres navires étrangers, à vapeur.            |
| —                        | —                               | —           | —          | —  | —                           | " Navires des Etats-Unis, à voiles.              |
| 2,888                    | 3,098                           | 5,966       | 6,118      | —  | 132                         | " Total.   |
| 3,005,627                | 4,050,404                       | 7,957,031   | 7,893,940  | 63,091                                       | —                           | <b>Tonnes Navires canadiens, à vapeur.</b>       |
| —                        | 6,699                           | 6,699       | 4,119      | 2,580  | —                           | " Navires canadiens, à voiles.                   |
| 911,921                  | 943,430                         | 1,855,351   | 2,345,113  | —  | 489,762                     | " Navires des Etats-Unis, à vapeur.              |
| 8,806                    | 9,522                           | 18,328      | 25,369     | —  | 7,041                       | " Autres navires étrangers, à vapeur.            |
| 92,875                   | 105,057                         | 197,932     | 211,744    | —  | 13,812                      | " Navires des Etats-Unis, à voiles.              |
| 4,920,229                | 5,115,112                       | 10,035,341  | 10,480,285 | —  | 444,944                     | " Total.   |
| 572                      | 414                             | 986         | 591        | 395  | —                           | <b>Maritime de Welland—transbordé—</b>           |
| 10                       | 13                              | 23          | 18         | 5  | —                           | No. Navires canadiens, à vapeur.                 |
| 71                       | 67                              | 138         | 138        | —  | —                           | " Navires canadiens, à voiles.                   |
| —                        | —                               | —           | —          | —  | —                           | " Navires des Etats-Unis, à vapeur.              |
| —                        | —                               | —           | 2          | —  | 2                           | " Autres navires étrangers, à vapeur.            |
| —                        | —                               | —           | —          | —  | —                           | " Navires des Etats-Unis, à voiles.              |
| 653                      | 494                             | 1,147       | 749        | 398  | —                           | " Total.   |
| 889,528                  | 697,314                         | 1,586,842   | 935,839    | 651,003                                      | —                           | <b>Tonnes Navires canadiens, à vapeur.</b>       |
| 12,139                   | 14,687                          | 26,826      | 8,312      | 18,514                                       | —                           | " Navires canadiens, à voiles.                   |
| 168,745                  | 137,989                         | 306,734     | 244,142    | 62,592                                       | —                           | " Navires des Etats-Unis, à vapeur.              |
| —                        | —                               | —           | —          | —  | —                           | " Autres navires étrangers, à vapeur.            |
| —                        | —                               | —           | 2,044      | —  | 2,044                       | " Navires des Etats-Unis, à voiles.              |
| 1,070,412                | 849,990                         | 1,920,402   | 1,190,337  | 730,065                                      | —                           | " Total.   |

TABLE 5—Vessels using Canadian Canals, 1941—Continued

NUMBER AND NET REGISTERED TONS

|   | From Canadian to Canadian Ports<br>—<br>De ports canadiens à ports canadiens |               | From Canadian to United States Ports<br>—<br>De ports canadiens à ports des Etats-Unis |               | From United States to United States Ports<br>—<br>De ports des Etats-Unis à ports des Etats-Unis |               | From United States to Canadian Ports<br>—<br>De ports des Etats-Unis à ports canadiens |               |
|---|--|---------------|--|---------------|--|---------------|--|---------------|
|   | Up   | Down          | Up   | Down          | Up   | Down          | Up   | Down          |
|   | En montant   | En descendant | En montant   | En descendant | En montant   | En descendant | En montant   | En descendant |
| <b>St. Lawrence River Canals—Through and Way—</b> |  |               |  |               |  |               |  |               |
| Canadian Vessels—Steam... No.                     | 2,314  | 2,414         | 1,060  | 196           | 51   | 31            | 126  | 1,012         |
| Canadian Vessels—Sail..... "                      | 525  | 546           | 9  | —             | —  | —             | —  | 14            |
| U.S. Vessels—Steam..... "                         | 1  | 4             | 59   | —             | 3  | 22            | 6  | 116           |
| Other Foreign Vessels—Steam..... "                | 4  | 6             | 2  | 3             | 11   | 7             | —  | 9             |
| U.S. Vessels—Sail..... "                          | 1  | 4             | 35   | —             | —  | 2             | 4  | 34            |
| Total..... "                                      | 2,845  | 2,974         | 1,165  | 199           | 65   | 62            | 141  | 1,185         |
| Canadian Vessels—Steam... Tons                    | 1,327,386  | 1,288,933     | 1,233,880  | 180,115       | 55,880   | 32,689        | 29,199   | 1,169,335     |
| Canadian Vessels—Sail..... "                      | 157,550  | 172,902       | 7,416  | —             | —  | —             | —  | 10,668        |
| U.S. Vessels—Steam..... "                         | 197  | 2,121         | 49,921   | —             | 1,120  | 11,950        | 1,055  | 73,686        |
| Other Foreign Vessels—Steam..... "                | 1,402  | 2,927         | 1,246  | 591           | 8,064  | 7,930         | 1,782  | 6,584         |
| U.S. Vessels—Sail..... "                          | 242  | 1,028         | 35,777   | —             | —  | 762           | 419  | 35,415        |
| Total..... "                                      | 1,486,777  | 1,467,911     | 1,328,240  | 180,706       | 65,064   | 53,331        | 32,455   | 1,295,688     |
| <b>St. Lawrence Canals—Through—</b>               |  |               |  |               |  |               |  |               |
| Canadian Vessels—Steam... No.                     | 1,031  | 1,025         | 950  | 146           | 21   | 22            | 1  | 933           |
| Canadian Vessels—Sail..... "                      | 1  | 13            | 5  | —             | —  | —             | —  | 7             |
| U.S. Vessels—Steam..... "                         | 1  | 4             | 59   | —             | 3  | 21            | —  | 116           |
| Other Foreign Vessels—Steam..... "                | —  | 1             | 2  | 2             | 11   | 7             | 1  | 9             |
| U.S. Vessels—Sail..... "                          | —  | —             | 33   | —             | —  | 2             | —  | 34            |
| Total..... "                                      | 1,033  | 1,043         | 1,046  | 148           | 35   | 52            | 2  | 1,099         |
| Canadian Vessels—Steam... Tons                    | 1,069,471  | 1,037,321     | 1,104,744  | 165,775       | 21,465   | 22,455        | 1,121  | 1,080,483     |
| Canadian Vessels—Sail..... "                      | 200  | 6,538         | 5,498  | —             | —  | —             | —  | 6,383         |
| U.S. Vessels—Steam..... "                         | 197  | 2,121         | 49,870   | —             | 1,120  | 11,931        | —  | 73,686        |
| Other Foreign Vessels—Steam..... "                | —  | 664           | 1,246  | 394           | 8,064  | 7,930         | 197  | 6,584         |
| U.S. Vessels—Sail..... "                          | —  | —             | 35,611   | —             | —  | 762           | —  | 35,415        |
| Total..... "                                      | 1,069,868  | 1,046,644     | 1,106,967  | 166,169       | 30,649   | 43,078        | 1,318  | 1,202,551     |
| <b>St. Lawrence Canals—Way—</b>                   |  |               |  |               |  |               |  |               |
| Canadian Vessels—Steam... No.                     | 1,283  | 1,389         | 110  | 50            | 30   | 9             | 125  | 78            |
| Canadian Vessels—Sail..... "                      | 524  | 533           | 4  | —             | —  | —             | —  | —             |
| U.S. Vessels—Steam..... "                         | —  | —             | 3  | —             | —  | 1             | 6  | —             |
| Other Foreign Vessels—Steam..... "                | 4  | 6             | —  | 1             | —  | —             | 4  | —             |
| U.S. Vessels—Sail..... "                          | 1  | 4             | 2  | —             | —  | —             | 4  | —             |
| Total..... "                                      | 1,812  | 1,931         | 119  | 51            | 30   | 10            | 139  | 83            |
| Canadian Vessels—Steam... Tons                    | 257,915  | 251,612       | 129,136  | 14,340        | 34,415   | 10,234        | 28,078   | 88,852        |
| Canadian Vessels—Sail..... "                      | 157,350  | 166,364       | 1,920  | —             | —  | —             | —  | 4,285         |
| U.S. Vessels—Steam..... "                         | —  | —             | 51   | —             | —  | 19            | 1,055  | —             |
| Other Foreign Vessels—Steam..... "                | 1,402  | 2,263         | —  | 197           | —  | —             | 1,585  | —             |
| U.S. Vessels—Sail..... "                          | 242  | 1,028         | 166  | —             | —  | —             | 419  | —             |
| Total..... "                                      | 416,909  | 421,267       | 131,273  | 14,537        | 34,415   | 10,253        | 31,137   | 93,137        |
| <b>Richelieu River Canal—</b>                     |  |               |  |               |  |               |  |               |
| Canadian Vessels—Steam... No.                     | 45   | 43            | 152  | 1             | —  | —             | —  | 137           |
| Canadian Vessels—Sail..... "                      | 36   | 30            | —  | —             | —  | —             | —  | —             |
| U.S. Vessels—Steam..... "                         | 2  | 1             | 8  | —             | —  | —             | —  | 9             |
| Other Foreign Vessels—Steam..... "                | —  | —             | —  | —             | —  | —             | —  | —             |
| U.S. Vessels—Sail..... "                          | 2  | —             | 66   | —             | —  | —             | —  | 71            |
| Total..... "                                      | 85   | 74            | 226  | 1             | —  | —             | —  | 217           |
| Canadian Vessels—Steam... Tons                    | 1,045  | 857           | 26,830   | 201           | —  | —             | —  | 26,526        |
| Canadian Vessels—Sail..... "                      | 5,016  | 4,369         | —  | —             | —  | —             | —  | —             |
| U.S. Vessels—Steam..... "                         | 31   | 146           | 323  | —             | —  | —             | —  | 334           |
| Other Foreign Vessels—Steam..... "                | —  | —             | —  | —             | —  | —             | —  | —             |
| U.S. Vessels—Sail..... "                          | 346  | —             | 14,603   | —             | —  | —             | —  | 15,669        |
| Total..... "                                      | 6,438  | 5,372         | 41,756   | 201           | —  | —             | —  | 42,529        |

TABLEAU 5—Vaisseaux passant par les canaux canadiens, 1941—*Suite*  
NOMBRE ET TONNAGE NET ENREGISTRÉ

| Total<br>—<br>Total                            |                                 | Grand total |           | Compared with 1940<br>—<br>Comparé avec 1940 |                                  |
|--|---------------------------------|-------------|-----------|--|----------------------------------|
| Up<br>—<br>En<br>montant                       | Down<br>—<br>En des-<br>cendant | 1941        | 1940      | Increase<br>—<br>Augmen-<br>tation           | Decrease<br>—<br>Diminu-<br>tion |
| <b>Canaux St-Laurent—Direct et transbordé—</b> |                                 |             |           |  |                                  |
| 3,551  | 3,653                           | 7,204       | 7,507     | —  | 303                              |
| 534  | 560                             | 1,094       | 1,003     | 91   | —                                |
| 69   | 142                             | 211         | 202       | 9  | —                                |
| 22   | 25                              | 47          | 39        | 8  | —                                |
| 40   | 40                              | 80          | 42        | 38   | —                                |
| 4,216  | 4,420                           | 8,636       | 8,793     | —  | 157                              |
| No. Navires canadiens, à vapeur.               |                                 |             |           |  |                                  |
| " Navires canadiens, à voiles.                 |                                 |             |           |  |                                  |
| " Navires des Etats-Unis, à vapeur.            |                                 |             |           |  |                                  |
| " Autres navires étrangers, à vapeur.          |                                 |             |           |  |                                  |
| " Navires des Etats-Unis, à voiles.            |                                 |             |           |  |                                  |
| " Total.                                       |                                 |             |           |  |                                  |
| 2,646,345                                      | 2,671,072                       | 5,317,417   | 5,327,646 | —  | 10,229                           |
| 164,966  | 183,570                         | 348,536     | 311,045   | 37,491                                       | —                                |
| 52,293   | 87,757                          | 140,050     | 134,064   | 5,986  | —                                |
| 12,494   | 18,032                          | 30,526      | 28,792    | 1,734  | —                                |
| 30,438   | 37,205                          | 73,643      | 10,508    | 63,135                                       | —                                |
| 2,912,536                                      | 2,997,636                       | 5,910,172   | 5,812,055 | 98,117                                       | —                                |
| Tonnes Navires canadiens, à vapeur.            |                                 |             |           |  |                                  |
| " Navires canadiens, à voiles.                 |                                 |             |           |  |                                  |
| " Navires des Etats-Unis, à vapeur.            |                                 |             |           |  |                                  |
| " Autres navires étrangers, à vapeur.          |                                 |             |           |  |                                  |
| " Navires des Etats-Unis, à voiles.            |                                 |             |           |  |                                  |
| " Total.                                       |                                 |             |           |  |                                  |
| <b>Canaux St-Laurent—direct—</b>               |                                 |             |           |  |                                  |
| 2,003  | 2,126                           | 4,129       | 4,034     | 95   | —                                |
| 6  | 20                              | 26          | 6         | 20   | —                                |
| 60   | 141                             | 201         | 160       | 41   | —                                |
| 14   | 19                              | 33          | 35        | —  | 2                                |
| 33   | 36                              | 69          | 2         | 67   | —                                |
| 2,116  | 2,342                           | 4,458       | 4,237     | 221  | —                                |
| No. Navires canadiens, à vapeur.               |                                 |             |           |  |                                  |
| " Navires canadiens, à voiles.                 |                                 |             |           |  |                                  |
| " Navires des Etats-Unis, à vapeur.            |                                 |             |           |  |                                  |
| " Autres navires étrangers, à vapeur.          |                                 |             |           |  |                                  |
| " Navires des Etats-Unis, à voiles.            |                                 |             |           |  |                                  |
| " Total.                                       |                                 |             |           |  |                                  |
| 2,196,801                                      | 2,306,034                       | 4,502,835   | 4,451,061 | 51,774                                       | —                                |
| 5,696  | 12,921                          | 18,617      | 3,141     | 15,476                                       | —                                |
| 51,187   | 87,738                          | 138,925     | 124,890   | 14,035                                       | —                                |
| 9,507  | 15,572                          | 25,079      | 26,032    | —  | 953                              |
| 35,611   | 36,177                          | 71,788      | 1,753     | 70,035                                       | —                                |
| 2,298,802                                      | 2,458,442                       | 4,757,244   | 4,606,877 | 150,367                                      | —                                |
| Tonnes Navires canadiens, à vapeur.            |                                 |             |           |  |                                  |
| " Navires canadiens, à voiles.                 |                                 |             |           |  |                                  |
| " Navires des Etats-Unis, à vapeur.            |                                 |             |           |  |                                  |
| " Autres navires étrangers, à vapeur.          |                                 |             |           |  |                                  |
| " Navires des Etats-Unis, à voiles.            |                                 |             |           |  |                                  |
| " Total.                                       |                                 |             |           |  |                                  |
| <b>Canaux St-Laurent—transbordé—</b>           |                                 |             |           |  |                                  |
| 1,538  | 1,527                           | 3,075       | 3,473     | —  | 398                              |
| 518  | 540                             | 1,068       | 997       | 71   | —                                |
| 2  | 1                               | 10          | 42        | —  | 32                               |
| 8  | 6                               | 14          | 4         | 10   | —                                |
| 4  | 4                               | 11          | 40        | —  | 29                               |
| 2,100  | 2,078                           | 4,178       | 4,556     | —  | 378                              |
| No. Navires canadiens, à vapeur.               |                                 |             |           |  |                                  |
| " Navires canadiens, à voiles.                 |                                 |             |           |  |                                  |
| " Navires des Etats-Unis, à vapeur.            |                                 |             |           |  |                                  |
| " Navires étrangers, à vapeur.                 |                                 |             |           |  |                                  |
| " Navires des Etats-Unis, à voiles.            |                                 |             |           |  |                                  |
| " Total.                                       |                                 |             |           |  |                                  |
| 149,544  | 365,038                         | 814,582     | 876,585   | —  | 62,003                           |
| 159,270  | 170,649                         | 329,919     | 307,904   | 22,015                                       | —                                |
| 1,106  | 19                              | 1,125       | 9,174     | —  | 8,049                            |
| 2,987  | 2,460                           | 5,447       | 2,760     | 2,687  | —                                |
| 827  | 1,028                           | 1,855       | 8,755     | —  | 6,900                            |
| 613,734  | 539,194                         | 1,152,928   | 1,205,178 | —  | 52,250                           |
| Tonnes Navires canadiens, à vapeur.            |                                 |             |           |  |                                  |
| " Navires canadiens, à voiles.                 |                                 |             |           |  |                                  |
| " Navires des Etats-Unis, à vapeur.            |                                 |             |           |  |                                  |
| " Navires étrangers, à vapeur.                 |                                 |             |           |  |                                  |
| " Navires des Etats-Unis, à voiles.            |                                 |             |           |  |                                  |
| " Total.                                       |                                 |             |           |  |                                  |
| <b>Rivière Richelieu (St-Ours et Chambly)—</b> |                                 |             |           |  |                                  |
| 197  | 181                             | 378         | 394       | —  | 16                               |
| 36   | 30                              | 66          | 117       | —  | 51                               |
| 10   | 10                              | 20          | 18        | —  | 2                                |
| —  | —                               | —           | —         | —  | —                                |
| 68   | 71                              | 139         | 285       | —  | 146                              |
| 311  | 292                             | 603         | 814       | —  | 211                              |
| No. Navires canadiens, à vapeur.               |                                 |             |           |  |                                  |
| " Navires canadiens, à voiles.                 |                                 |             |           |  |                                  |
| " Navires des Etats-Unis, à vapeur.            |                                 |             |           |  |                                  |
| " Autres navires étrangers, à vapeur.          |                                 |             |           |  |                                  |
| " Navires des Etats-Unis, à voiles.            |                                 |             |           |  |                                  |
| " Total.                                       |                                 |             |           |  |                                  |
| 27,875   | 27,584                          | 55,459      | 51,391    | 4,068  | —                                |
| 5,016  | 4,369                           | 9,385       | 17,207    | —  | 7,822                            |
| 354  | 480                             | 834         | 531       | 303  | —                                |
| —  | —                               | —           | —         | —  | —                                |
| 14,949   | 15,669                          | 30,618      | 65,794    | —  | 35,176                           |
| 48,194   | 48,102                          | 96,296      | 134,923   | —  | 38,627                           |
| Tonnes Navires canadiens, à vapeur.            |                                 |             |           |  |                                  |
| " Navires canadiens, à voiles.                 |                                 |             |           |  |                                  |
| " Navires des Etats-Unis, à vapeur.            |                                 |             |           |  |                                  |
| " Autres navires étrangers, à vapeur.          |                                 |             |           |  |                                  |
| " Navires des Etats-Unis, à voiles.            |                                 |             |           |  |                                  |
| " Total.                                       |                                 |             |           |  |                                  |

TABLE 5—Vessels using Canadian Canals, 1941—Continued

## NUMBER AND NET REGISTERED TONS

|                                 | From Canadian to Canadian Ports      |                       | From Canadian to United States Ports      |                       | From United States to United States Ports      |                       | From United States to Canadian Ports      |                       |
|---------------------------------|--------------------------------------|-----------------------|---|-----------------------|--|-----------------------|---|-----------------------|
|                                 | De ports Canadiens à ports canadiens |                       | De ports canadiens à ports des Etats-Unis |                       | De ports des Etats-Unis à ports des Etats-Unis |                       | De ports des Etats-Unis à ports canadiens |                       |
|                                 | Up<br>En montant                     | Down<br>En descendant | Up<br>En montant                          | Down<br>En descendant | Up<br>En montant                               | Down<br>En descendant | Up<br>En montant                          | Down<br>En descendant |
| <b>St. Peters Canal—</b>        |                                      |                       |   |                       |  |                       |   |                       |
| Canadian Vessels—Steam... No.   | 290                                  | 300                   | —   | 3                     | —  | —                     | —   | —                     |
| Canadian Vessels—Sail..... "    | 140                                  | 139                   | —   | —                     | —  | —                     | —   | —                     |
| U.S. Vessels—Steam..... "       | 7                                    | 6                     | —   | 1                     | —  | —                     | —   | —                     |
| Other Foreign Vessels—Steam " " | —                                    | 1                     | —   | —                     | —  | —                     | —   | —                     |
| U.S. Vessels—Sail..... "        | —                                    | —                     | —   | —                     | —  | —                     | —   | —                     |
| Total..... "                    | 437                                  | 446                   | —   | 4                     | —  | —                     | —   | —                     |
| Canadian Vessels—Steam... Tons  | 32,319                               | 34,431                | —   | 2,355                 | —  | —                     | —   | —                     |
| Canadian Vessels—Sail..... "    | 11,925                               | 8,096                 | —   | —                     | —  | —                     | —   | —                     |
| U.S. Vessels—Steam..... "       | 566                                  | 71                    | —   | 446                   | —  | —                     | —   | —                     |
| Other Foreign Vessels—Steam " " | —                                    | 19                    | —   | —                     | —  | —                     | —   | —                     |
| U.S. Vessels—Sail..... "        | —                                    | —                     | —   | —                     | —  | —                     | —   | —                     |
| Total..... "                    | 44,810                               | 42,617                | —   | 2,801                 | —  | —                     | —   | —                     |
| <b>Murray Canal—</b>            |                                      |                       |   |                       |  |                       |   |                       |
| Canadian Vessels—Steam... No.   | 93                                   | 97                    | 30  | —                     | 1  | —                     | —   | 2                     |
| Canadian Vessels—Sail..... "    | 6                                    | 1                     | —   | —                     | —  | —                     | —   | —                     |
| U.S. Vessels—Steam..... "       | 2                                    | 1                     | 46  | 1                     | —  | —                     | 3   | 81                    |
| Other Foreign Vessels—Steam " " | —                                    | —                     | —   | —                     | —  | —                     | —   | —                     |
| U.S. Vessels—Sail..... "        | —                                    | —                     | —   | —                     | —  | —                     | —   | 2                     |
| Total..... "                    | 101                                  | 99                    | 76  | 1                     | 1  | —                     | 3   | 85                    |
| Canadian Vessels—Steam... Tons  | 2,222                                | 2,700                 | 10,376                                    | —                     | 9  | —                     | —   | 438                   |
| Canadian Vessels—Sail..... "    | 727                                  | 8                     | —   | —                     | —  | —                     | —   | —                     |
| U.S. Vessels—Steam..... "       | 30                                   | 16                    | 456                                       | 4                     | —  | —                     | 17  | 1,090                 |
| Other Foreign Vessels—Steam " " | —                                    | —                     | —   | —                     | —  | —                     | —   | —                     |
| U.S. Vessels—Sail..... "        | —                                    | —                     | —   | —                     | —  | —                     | —   | 1,500                 |
| Total..... "                    | 2,979                                | 2,733                 | 10,832                                    | 4                     | 9  | —                     | 17  | 3,028                 |
| <b>Ottawa River Canal—</b>      |                                      |                       |   |                       |  |                       |   |                       |
| Canadian Vessels—Steam... No.   | 488                                  | 480                   | —   | 39                    | —  | —                     | 37  | —                     |
| Canadian Vessels—Sail..... "    | 263                                  | 300                   | —   | —                     | —  | —                     | —   | —                     |
| U.S. Vessels—Steam..... "       | —                                    | —                     | —   | —                     | —  | —                     | —   | —                     |
| Other Foreign Vessels—Steam " " | —                                    | —                     | —   | —                     | —  | —                     | —   | —                     |
| U.S. Vessels—Sail..... "        | —                                    | —                     | —   | —                     | —  | —                     | —   | —                     |
| Total..... "                    | 781                                  | 780                   | —   | 39                    | —  | —                     | 37  | —                     |
| Canadian Vessels—Steam... Tons  | 47,576                               | 47,198                | —   | 7,536                 | —  | —                     | 7,126                                     | —                     |
| Canadian Vessels—Sail..... "    | 120,215                              | 118,150               | —   | —                     | —  | —                     | —   | —                     |
| U.S. Vessels—Steam..... "       | —                                    | —                     | —   | —                     | —  | —                     | —   | —                     |
| Other Foreign Vessels—Steam " " | —                                    | —                     | —   | —                     | —  | —                     | —   | —                     |
| U.S. Vessels—Sail..... "        | —                                    | —                     | —   | —                     | —  | —                     | —   | —                     |
| Total..... "                    | 167,791                              | 165,354               | —   | 7,536                 | —  | —                     | 7,126                                     | —                     |
| <b>Rideau Canal—</b>            |                                      |                       |   |                       |  |                       |   |                       |
| Canadian Vessels—Steam... No.   | 79                                   | 80                    | —   | —                     | —  | —                     | —   | —                     |
| Canadian Vessels—Sail..... "    | 21                                   | 12                    | —   | —                     | —  | —                     | —   | —                     |
| U.S. Vessels—Steam..... "       | 1                                    | 4                     | —   | —                     | —  | —                     | —   | —                     |
| Other Foreign Vessels—Steam " " | —                                    | —                     | —   | —                     | —  | —                     | —   | —                     |
| U.S. Vessels—Sail..... "        | —                                    | —                     | —   | —                     | —  | —                     | —   | —                     |
| Total..... "                    | 101                                  | 96                    | —   | —                     | —  | —                     | —   | —                     |
| Canadian Vessels—Steam... Tons  | 636                                  | 683                   | —   | —                     | —  | —                     | —   | —                     |
| Canadian Vessels—Sail..... "    | 1,537                                | 866                   | —   | —                     | —  | —                     | —   | —                     |
| U.S. Vessels—Steam..... "       | 17                                   | 79                    | —   | —                     | —  | —                     | —   | —                     |
| Other Foreign Vessels—Steam " " | —                                    | —                     | —   | —                     | —  | —                     | —   | —                     |
| U.S. Vessels—Sail..... "        | —                                    | —                     | —   | —                     | —  | —                     | —   | —                     |
| Total..... "                    | 2,190                                | 1,628                 | —   | —                     | —  | —                     | —   | —                     |



TABLEAU 5—Vaisseaux passant par les canaux canadiens, 1941—Suite

NOMBRE ET TONNAGE NET ENREGISTRÉ

| Total<br>—<br>Total      |                                 | Grand total |         | Compared with 1940<br>—<br>Comparé avec 1940 |                             |
|--------------------------|---------------------------------|-------------|---------|--|-----------------------------|
| Up<br>—<br>En<br>montant | Down<br>—<br>En des-<br>cendant | 1941        | 1940    | Increase<br>—<br>Augmen-<br>tation           | Decrease<br>—<br>Diminution |
| 290                      | 303                             | 593         | 640     | -  | 47                          |
| 140                      | 139                             | 279         | 331     | -  | 52                          |
| 7                        | 7                               | 14          | 1       | 13   | -                           |
| -                        | 1                               | 1           | 1       | -  | -                           |
| -                        | -                               | -           | -       | -  | -                           |
| 437                      | 450                             | 887         | 973     | -  | 86                          |
| 21,819                   | 38,786                          | 99,105      | 48,344  | 20,761                                       | -                           |
| 1,325                    | 8,098                           | 20,021      | 18,288  | 1,733  | -                           |
| 366                      | 517                             | 1,083       | 8       | 1,075  | -                           |
| -                        | 19                              | 19          | 8       | 11   | -                           |
| -                        | -                               | -           | -       | -  | -                           |
| 44,810                   | 45,418                          | 90,228      | 66,648  | 23,580                                       | -                           |
|                          |                                 |             |         |  |                             |
| 124                      | 99                              | 223         | 185     | 38   | -                           |
| 6                        | 1                               | 7           | 10      | -  | 3                           |
| 51                       | 83                              | 134         | 116     | 18   | -                           |
| -                        | -                               | -           | -       | -  | -                           |
| -                        | 2                               | 2           | 5       | -  | 3                           |
| 181                      | 185                             | 366         | 316     | 50   | -                           |
| 21,607                   | 3,147                           | 24,754      | 22,110  | 2,644  | -                           |
| 727                      | 8                               | 735         | 686     | 49   | -                           |
| 503                      | 1,110                           | 1,613       | 1,224   | 389  | -                           |
| -                        | -                               | -           | -       | -  | -                           |
| -                        | 1,500                           | 1,500       | 29      | 1,471  | -                           |
| 22,837                   | 5,765                           | 28,602      | 24,029  | 4,573  | -                           |
|                          |                                 |             |         |  |                             |
| 525                      | 519                             | 1,044       | 1,104   | -  | 60                          |
| 253                      | 300                             | 593         | 596     | 3  | -                           |
| -                        | -                               | -           | 2       | -  | 2                           |
| -                        | -                               | -           | 53      | -  | 53                          |
| -                        | -                               | -           | -       | -  | -                           |
| 818                      | 819                             | 1,637       | 1,758   | -  | 118                         |
| 51,702                   | 54,734                          | 109,436     | 125,908 | -  | 16,472                      |
| 120,215                  | 118,150                         | 238,371     | 232,085 | 6,286  | -                           |
| -                        | -                               | -           | 44      | -  | 44                          |
| -                        | -                               | -           | 12,728  | -  | 12,728                      |
| -                        | -                               | -           | -       | -  | -                           |
| 174,917                  | 172,800                         | 347,807     | 370,765 | -  | 22,958                      |
|                          |                                 |             |         |  |                             |
| 79                       | 80                              | 159         | 246     | -  | 87                          |
| 21                       | 12                              | 33          | 27      | 6  | -                           |
| 1                        | 4                               | 5           | 18      | -  | 13                          |
| -                        | -                               | -           | -       | -  | -                           |
| -                        | -                               | -           | -       | -  | -                           |
| 101                      | 96                              | 197         | 291     | -  | 94                          |
| 636                      | 683                             | 1,319       | 2,095   | -  | 776                         |
| 1,537                    | 866                             | 2,403       | 2,370   | 33   | -                           |
| 17                       | 79                              | 96          | 350     | -  | 254                         |
| -                        | -                               | -           | -       | -  | -                           |
| -                        | -                               | -           | -       | -  | -                           |
| 2,190                    | 1,628                           | 3,818       | 4,815   | -  | 997                         |

**Canal St-Pierre—**

No. Navires canadiens, à vapeur.  
 " Navires canadiens, à voiles.  
 " Navires des États-Unis, à vapeur.  
 " Autres navires étrangers, à vapeur.  
 " Navires des États-Unis, à voiles.

**Total.****Tonnes Navires canadiens, à vapeur.**

" Navires canadiens, à voiles.  
 " Navires des États-Unis, à vapeur.  
 " Autres navires étrangers, à vapeur.  
 " Navires des États-Unis, à voiles.

**Total.****Canal Murray—**

No. Navires canadiens, à vapeur.  
 " Navires canadiens, à voiles.  
 " Navires des États-Unis, à vapeur.  
 " Autres navires étrangers, à vapeur.  
 " Navires des États-Unis, à voiles.

**Total.****Tonnes Navires canadiens, à vapeur.**

" Navires canadiens, à voiles.  
 " Navires des États-Unis, à vapeur.  
 " Autres navires étrangers, à vapeur.  
 " Navires des États-Unis, à voiles.

**Total.****Canal—Rivière Ottawa—**

No. Navires canadiens, à vapeur.  
 " Navires canadiens, à voiles.  
 " Navires des États-Unis, à vapeur.  
 " Autres navires étrangers, à vapeur.  
 " Navires des États-Unis, à voiles.

**Total.****Tonnes Navires canadiens, à vapeur.**

" Navires canadiens, à voiles.  
 " Navires des États-Unis, à vapeur.  
 " Autres navires étrangers, à vapeur.  
 " Navires des États-Unis, à voiles.

**Total.****Canal Rideau—**

No. Navires canadiens, à vapeur.  
 " Navires canadiens, à voiles.  
 " Navires des États-Unis, à vapeur.  
 " Autres navires étrangers, à vapeur.  
 " Navires des États-Unis, à voiles.

**Total.****Tonnes Navires canadiens, à vapeur.**

" Navires canadiens, à voiles.  
 " Navires des États-Unis, à vapeur.  
 " Autres navires étrangers, à vapeur.  
 " Navires des États-Unis, à voiles.

**Total.**

TABLE 5—Vessels using Canadian Canals, 1941—*Concluded*

NUMBER AND NET REGISTERED TONS

|                                | From Canadian to Canadian Ports<br>De ports canadiens à ports canadiens |               | From Canadian to United States Ports<br>De ports canadiens à ports des Etats-Unis |               | From United States to United States Ports<br>De ports des Etats-Unis à ports des Etats-Unis |               | From United States to Canadian Ports<br>De ports des Etats-Unis à ports canadiens |               |
|--------------------------------|---|---------------|---|---------------|---|---------------|---|---------------|
|                                | Up  | Down          | Up  | Down          | Up  | Down          | Up  | Down          |
|                                | En montant  | En descendant | En montant  | En descendant | En montant  | En descendant | En montant  | En descendant |
| <b>Trent Canal—</b>            |   |               |   |               |   |               |   |               |
| Canadian Vessels—Steam... No.  | 1,240   | 1,262         | -   | -             | -   | -             | -   | -             |
| Canadian Vessels—Sail..... "   | 197   | 204           | -   | -             | -   | -             | -   | -             |
| U.S. Vessels—Steam..... "      | 2   | 4             | -   | -             | -   | -             | 2   | -             |
| Other Foreign Vessels—Steam "  | -   | -             | -   | -             | -   | -             | -   | -             |
| U.S. Vessels—Sail..... "       | -   | -             | -   | -             | -   | -             | -   | -             |
| Total..... "                   | 1,439   | 1,470         | -   | -             | -   | -             | 2   | -             |
| Canadian Vessels—Steam... Tons | 19,839  | 21,728        | -   | -             | -   | -             | -   | -             |
| Canadian Vessels—Sail..... "   | 9,919   | 10,240        | -   | -             | -   | -             | -   | -             |
| U.S. Vessels—Steam..... "      | 34  | 102           | -   | -             | -   | -             | 31  | -             |
| Other Foreign Vessels—Steam "  | -   | -             | -   | -             | -   | -             | -   | -             |
| U.S. Vessels—Sail..... "       | -   | -             | -   | -             | -   | -             | -   | -             |
| Total..... "                   | 29,792  | 32,070        | -   | -             | -   | -             | 31  | -             |
| <b>St. Andrews Canal—</b>      |   |               |   |               |   |               |   |               |
| Canadian Vessels—Steam... No.  | 302   | 299           | -   | -             | -   | -             | -   | -             |
| Canadian Vessels—Sail..... "   | 30  | 28            | -   | -             | -   | -             | -   | -             |
| U.S. Vessels—Steam..... "      | -   | -             | -   | -             | -   | -             | -   | -             |
| Other Foreign Vessels—Steam "  | -   | -             | -   | -             | -   | -             | -   | -             |
| U.S. Vessels—Sail..... "       | -   | -             | -   | -             | -   | -             | -   | -             |
| Total..... "                   | 332   | 327           | -   | -             | -   | -             | -   | -             |
| Canadian Vessels—Steam... Tons | 23,560  | 23,771        | -   | -             | -   | -             | -   | -             |
| Canadian Vessels—Sail..... "   | 10,520  | 10,345        | -   | -             | -   | -             | -   | -             |
| U.S. Vessels—Steam..... "      | -   | -             | -   | -             | -   | -             | -   | -             |
| Other Foreign Vessels—Steam "  | -   | -             | -   | -             | -   | -             | -   | -             |
| U.S. Vessels—Sail..... "       | -   | -             | -   | -             | -   | -             | -   | -             |
| Total..... "                   | 34,080  | 34,116        | -   | -             | -   | -             | -   | -             |

TABLEAU 5—Vaisseaux passant par les canaux canadiens, 1941—Fin  
NOMBRE ET TONNAGE NET ENREGISTRÉ

| Total<br>Total      |                            | Grand total |        | Compared with 1940<br>Comparé avec 1940 |                             |
|---------------------|----------------------------|-------------|--------|---|-----------------------------|
| Up<br>En<br>montant | Down<br>En des-<br>cendant | 1941        | 1940   | Increase<br>Augmen-<br>tation           | Decrease<br>Diminu-<br>tion |
| 1,240               | 1,262                      | 2,502       | 2,569  | -                                       | 67                          |
| 197                 | 204                        | 401         | 407    | -                                       | 6                           |
| 4                   | 4                          | 8           | 3      | 5                                       | -                           |
| -                   | -                          | -           | -      | -                                       | -                           |
| -                   | -                          | -           | -      | -                                       | -                           |
| 1,441               | 1,470                      | 2,911       | 2,979  | -                                       | 68                          |
| 19,839              | 21,728                     | 41,567      | 43,709 | -                                       | 2,142                       |
| 2,919               | 10,240                     | 20,159      | 19,949 | 210                                     | -                           |
| 65                  | 102                        | 167         | 33     | 134                                     | -                           |
| -                   | -                          | -           | -      | -                                       | -                           |
| -                   | -                          | -           | -      | -                                       | -                           |
| 29,823              | 32,070                     | 61,833      | 63,691 | -                                       | 1,798                       |
| 302                 | 299                        | 601         | 455    | 146                                     | -                           |
| 30                  | 28                         | 58          | 40     | 18                                      | -                           |
| -                   | -                          | -           | -      | -                                       | -                           |
| -                   | -                          | -           | -      | -                                       | -                           |
| -                   | -                          | -           | -      | -                                       | -                           |
| 332                 | 327                        | 659         | 495    | 164                                     | -                           |
| 23,560              | 23,771                     | 47,331      | 40,246 | 7,085                                   | -                           |
| 10,520              | 10,345                     | 20,865      | 15,145 | 5,720                                   | -                           |
| -                   | -                          | -           | -      | -                                       | -                           |
| -                   | -                          | -           | -      | -                                       | -                           |
| -                   | -                          | -           | -      | -                                       | -                           |
| 34,080              | 34,116                     | 68,196      | 55,391 | 12,805                                  | -                           |

**Canal Trent—**  
No. Navires canadiens, à vapeur.  
" Navires canadiens, à voiles.  
" Navires des Etats-Unis, à vapeur.  
" Autres navires étrangers, à vapeur.  
" Navires des Etats-Unis, à voiles.

" Total.

Tonnes Navires canadiens, à vapeur.  
" Navires canadiens, à voiles.  
" Navires des Etats-Unis, à vapeur.  
" Autres navires étrangers, à vapeur.  
" Navires des Etats-Unis, à voiles.

" Total.

**Canal St-André -**  
No. Navires canadiens, à vapeur.  
" Navires canadiens, à voiles.  
" Navires des Etats-Unis, à vapeur.  
" Autres navires étrangers, à vapeur.  
" Navires des Etats-Unis, à voiles.

" Total.

Tonnes Navires canadiens, à vapeur.  
" Navires canadiens, à voiles.  
" Navires des Etats-Unis, à vapeur.  
" Autres navires étrangers, à vapeur.  
" Navires des Etats-Unis, à voiles.

" Total.

TABLE 6—Total Freight through Canadian Canals during 1941  
TABLEAU 6—Cargaisons transportées sur les canaux canadiens en 1941

|  | Total up<br>Total amont |            | Total down<br>Total aval |            | Grand<br>Total | Transported in<br>Transportées dans   |                |                                      |                |                      |
|--|-------------------------|------------|--------------------------|------------|----------------|---------------------------------------|----------------|--------------------------------------|----------------|----------------------|
|  |                         |            |                          |            |                | Canadian Vessels<br>Navires canadiens |                | Foreign Vessels<br>Navires étrangers |                |                      |
|  | Tons<br>Tonnes          |            | Tons<br>Tonnes           |            |                | Tons<br>Tonnes                        | Tons<br>Tonnes | Per cent<br>of total                 | Tons<br>Tonnes | Per cent<br>of total |
|  |                         |            |                          |            |                |                                       |                |                                      |                |                      |
| Sault Ste. Marie.....                          | 852,176                 | 1,918,642  | 2,770,818                | 2,437,960  | 87.98          | 332,858                               | 12.02          |                                      |                |                      |
| Welland Ship.....                              | 1,510,782               | 11,719,393 | 13,230,175               | 11,018,166 | 83.29          | 2,212,009                             | 16.71          |                                      |                |                      |
| St. Lawrence River.....                        | 1,981,308               | 4,948,261  | 6,929,569                | 6,759,229  | 97.54          | 170,340                               | 2.46           |                                      |                |                      |
| Richelieu River.....                           | 33,849                  | 50,387     | 84,236                   | 61,752     | 73.31          | 22,484                                | 26.69          |                                      |                |                      |
| St. Peters.....                                | 15,775                  | 59,944     | 75,719                   | 74,287     | 98.11          | 1,432                                 | 01.89          |                                      |                |                      |
| Murray.....                                    | 85                      | 3,529      | 3,614                    | 1,554      | 42.99          | 2,060                                 | 57.01          |                                      |                |                      |
| Ottawa River.....                              | 113,349                 | 196,160    | 309,509                  | 309,509    | 100.00         | -                                     | -              |                                      |                |                      |
| Rideau.....                                    | 537                     | 861        | 1,398                    | 1,398      | 100.00         | -                                     | -              |                                      |                |                      |
| Trent.....                                     | 5,154                   | 20,278     | 25,432                   | 25,432     | 100.00         | -                                     | -              |                                      |                |                      |
| St. Andrews.....                               | 16,935                  | 5,962      | 22,897                   | 22,897     | 100.00         | -                                     | -              |                                      |                |                      |
| Total Canadian Canals.....                     | 4,529,950               | 18,923,417 | 23,453,367               | 20,712,184 | 88.31          | 2,741,183                             | 11.69          |                                      |                |                      |
| *Sault Ste. Marie Can. and U.S.<br>Canals..... | 15,108,346              | 96,013,338 | 111,121,684              | 13,380,755 | 12.04          | 97,740,929                            | 87.96          |                                      |                |                      |

|  | From Canadian<br>to Canadian<br>Ports<br>De ports canadiens<br>à ports<br>canadiens |           | From Canadian<br>to United States<br>Ports<br>De ports canadiens<br>à ports des<br>Etats-Unis |           | From United States<br>to United States<br>Ports<br>De ports des<br>Etats-Unis à ports<br>des Etats-Unis |            | From United States<br>to Canadian<br>Ports<br>De ports des<br>Etats-Unis à ports<br>canadiens |            |
|--|---|-----------|---|-----------|---|------------|---|------------|
|  | Up<br>Amont   |           | Down<br>Aval  |           | Up<br>Amont   |            | Down<br>Aval  |            |
|  | Tons<br>Tonnes  |           | Tons<br>Tonnes  |           | Tons<br>Tonnes  |            | Tons<br>Tonnes  |            |
|  |   |           |   |           |   |            |   |            |
| Sault Ste. Marie.....                          | 498,843   | 1,354,312 | 12,183  | 285,023   | 159,043   | 158,163    | 182,107   | 121,144    |
| Welland Ship.....                              | 784,956   | 2,638,232 | 428,180   | 70,119    | 283,902   | 658,317    | 13,744  | 8,354,725  |
| St. Lawrence River.....                        | 1,424,141   | 1,855,739 | 489,958   | 21,604    | 38,448  | 57,055     | 28,761  | 3,013,863  |
| Richelieu River.....                           | 1,626   | 1,870     | 32,223  | 211       | -   | -          | -   | 48,306     |
| St. Peters.....                                | 15,775  | 54,812    | -   | 5,132     | -   | -          | -   | -          |
| Murray.....                                    | 85  | 490       | -   | -         | -   | -          | -   | 3,039      |
| Ottawa River.....                              | 112,773   | 187,320   | -   | 8,840     | -   | -          | 576   | -          |
| Rideau.....                                    | 537   | 861       | -   | -         | -   | -          | -   | -          |
| Trent.....                                     | 5,154   | 20,278    | -   | -         | -   | -          | -   | -          |
| St. Andrews.....                               | 16,935  | 5,962     | -   | -         | -   | -          | -   | -          |
| Total Canadian Canals.....                     | 2,860,825   | 6,119,876 | 962,544   | 390,929   | 481,393   | 871,535    | 225,188   | 11,541,977 |
| *Sault Ste. Marie Can. and U.S.<br>Canals..... | 665,943   | 6,637,301 | 21,711  | 2,785,680 | 11,909,018  | 85,003,231 | 2,511,674   | 1,587,126  |

\* From United States Official Report—\*D'après le rapport officiel des Etats-Unis.

TABLE 7—Canadian Wheat through the Canadian and United States Canals at Sault Ste-Marie  
TABLEAU 7—Blé canadien transporté sur les canaux canadiens et Etats-Unis du Sault Ste-Marie

| To<br>—<br>Pour | Montreal<br>—<br>Montréal | Goderich<br>and<br>Georgian<br>Bay<br>—<br>Goderich<br>et la Baie<br>Georgienne | Port<br>Colborne<br>—<br>Port<br>Colborne | Buffalo<br>and other<br>U.S. Ports<br>—<br>Buffalo et<br>autres ports<br>des E.-U. | Total                     | Percentage<br>through<br>Canadian<br>Canal<br>—<br>Pourcentage<br>par le<br>canal<br>canadien | Percentage<br>through<br>U.S.<br>Canal<br>—<br>Pourcentage<br>par le<br>canal<br>américain |
|-----------------|---------------------------|---|---|--|---------------------------|---|--|
|                 | Bushels<br>—<br>Boisseaux | Bushels<br>—<br>Boisseaux   | Bushels<br>—<br>Boisseaux                 | Bushels<br>—<br>Boisseaux  | Bushels<br>—<br>Boisseaux |   |  |
| 1917            | 1,280,170                 | 52,453,042  | 31,369,487                                | 73,471,563   | 158,574,262               | 38-18   | 61-82  |
| 1918            | 728,500                   | 38,774,391  | 20,638,204                                | 2,158,176  | 62,299,271                | 32-08   | 67-92  |
| 1919            | 563,003                   | 53,793,931  | 33,090,288                                | 4,127,614  | 91,574,836                | 23-00   | 77-00  |
| 1920            | 849,151                   | 34,494,678  | 20,743,059                                | 53,880,995   | 109,967,832               | 13-36   | 86-64  |
| 1921            | 933,036                   | 38,322,605  | 30,252,063                                | 83,962,553   | 153,470,257               | 9-02  | 90-98  |
| 1922            | 2,273,443                 | 40,472,831  | 54,663,833                                | 129,686,701  | 227,096,808               | 5-08  | 94-92  |
| 1923            | 7,557,935                 | 53,051,040  | 58,932,559                                | 124,304,529  | 243,846,063               | 8-74  | 91-26  |
| 1924            | 7,297,453                 | 42,737,363  | 60,163,600                                | 90,345,244   | 200,543,660               | 6-13  | 93-87  |
| 1925            | 12,053,631                | 45,807,823  | 39,533,654                                | 128,280,642  | 225,675,750               | 6-00  | 94-00  |
| 1926            | 8,526,874                 | 51,123,230  | 49,265,045                                | 120,153,330  | 229,068,479               | 3-85  | 96-15  |
| 1927            | 9,776,338                 | 39,102,558  | 53,501,681                                | 132,518,335  | 234,898,915               | 4-13  | 95-87  |
| 1928            | 9,513,473                 | 70,684,105  | 61,765,550                                | 170,462,735  | 312,425,809               | 5-09  | 94-91  |
| 1929            | 10,649,345                | 35,150,521  | 28,936,195                                | 83,116,130   | 157,852,191               | 12-00   | 88-00  |
| 1930            | 13,199,133                | 24,761,433  | 44,391,838                                | 97,231,747   | 179,584,151               | 7-85  | 92-15  |
| 1931            | 27,337,039                | 23,819,822  | 27,213,639                                | 67,046,491   | 146,016,991               | 16-49   | 83-51  |
| 1932            | 55,588,147                | 33,406,535  | 29,533,652                                | 47,491,942   | 166,320,276               | 19-48   | 80-52  |
| 1933            | 70,415,393                | 20,796,000  | 29,456,732                                | 40,721,480   | 155,389,605               | 24-35   | 75-65  |
| 1934            | 38,067,813                | 34,265,581  | 20,401,788                                | 61,393,118   | 154,128,300               | 13-19   | 86-81  |
| 1935            | 39,069,234                | 35,474,941  | 17,341,489                                | 74,497,326   | 166,382,990               | 14-72   | 85-28  |
| 1936            | 38,708,393                | 26,778,838  | 24,140,573                                | 77,506,230   | 167,134,034               | 14-38   | 85-62  |
| 1937            | 33,514,559                | 21,460,086  | 21,327,460                                | 14,123,726   | 90,424,840                | 14-19   | 85-81  |
| 1938            | 62,695,000                | 30,594,282  | 28,936,034                                | 19,005,206   | 131,230,522               | 16-26   | 83-74  |
| 1939            | 48,001,065                | 51,210,746  | 38,002,230                                | 72,566,341   | 209,780,382               | 12-73   | 87-27  |
| 1940            | 35,267,598                | 75,807,123  | 20,472,621                                | 43,143,173   | 174,680,515               | 7-68  | 92-32  |
| 1941            | 35,843,110                | 139,205,445   | 21,209,354                                | 52,683,474   | 248,941,383               | 9-25  | 90-75  |

Previous to 1924 Goderich included with Port Colborne as "Other Canadian Ports".

Antérieurement à 1924, Goderich figurait avec Port Colborne, sous la rubrique, "autres ports canadiens".

\* See note \*\* table 8.—\*Voir aussi note \*\* tableau 8.

TABLE 8—Canadian Grain and Flour through the Canadian and United States Canals at Sault Ste. Marie during 1941

TABLEAU 8—Grain et farine canadiens transportés sur les canaux canadiens et Etats-Unis du Sault Ste-Marie en 1941

| From Fort William and<br>Port Arthur<br>—<br>De Fort William<br>et Port Arthur | Canadian<br>Canal<br>—<br>Canal<br>canadien | Percentage<br>—<br>Pourcentage | United<br>States<br>Canal<br>—<br>Canal<br>Etats-Unis | Percentage<br>—<br>Pourcentage | Total                     | Percentage<br>in<br>Canadian<br>Bottoms<br>—<br>Pourcentage<br>de la<br>batellerie<br>canadienne | Percentage<br>in United<br>States<br>Bottoms<br>—<br>Pourcentage<br>de la batel-<br>lerie des<br>Etats-Unis |
|--|---|--------------------------------|---|--------------------------------|---------------------------|--|---|
|  | Bushels<br>—<br>Boisseaux                   |                                | Bushels<br>—<br>Boisseaux                             |                                | Bushels<br>—<br>Boisseaux |  |   |
| Wheat—Blé  | 19,869,469                                  | 8-53                           | 213,104,533   | 91-47                          | 232,974,002               | 86-86  | 13-14   |
| Oats—Avoine  | 2,201,189                                   | 24-75                          | 6,844,743   | 75-25                          | 9,045,932                 | 81-71  | 18-29   |
| Barley—Orge  | 3,839,956                                   | 33-65                          | 7,796,411   | 66-35                          | 11,636,367                | 85-60  | 14-40   |
| Rye—Seigle   | 918,910                                     | 15-08                          | 5,173,330   | 84-92                          | 6,092,240                 | 58-33  | 41-67   |
| Flaxseed—Lin   | 571,553                                     | 24-46                          | 1,765,158   | 75-54                          | 2,336,711                 | 69-35  | 30-65   |
| *Flour—Farine  | 14,674,545                                  | 98-43                          | 234,495   | 01-57                          | 14,909,040                | 100-00   | —   |
| From Duluth—Superior<br>—<br>De Duluth—Supérieur                               |   |                                |   |                                |                           |  |   |
| Wheat—Blé  | 3,179,609                                   | 19-91                          | 12,787,772  | 80-09                          | 15,967,381                | 91-38  | 08-62   |
| Barley—Orge  | —   | —                              | —   | —                              | —                         | —  | —   |
| Total <sup>1</sup>   | 862,783                                     | 10-60                          | 7,274,521   | 89-40                          | 8,137,304                 | 81-89  | 18-11   |

<sup>1</sup> Reduced to tons to compute per cent.—Réduit en tonnes pour calculer le pourcentage.

\* 3,261,010 barrels of Canadian flour went through the Canadian Canal and 52,110 barrels through the United States Canal, making a total of 3,313,120 barrels, equivalent to 14,909,040 bushels of wheat at 4½ bushels to a barrel.

\* 3,261,010 barrels of farine canadienne ont passé par le canal canadien et 52,110 barils par le canal des Etats-Unis, soit un total de 3,313,120 barils, équivalent à 14,909,040 boisseaux de blé à raison de 4½ boisseaux au baril.

TABLE 9—Canadian Wheat through the Sault Ste. Marie Canals during 1941

| 1941                              | April<br>—<br>Avril       | May<br>—<br>Mai           | June<br>—<br>Juin         | July<br>—<br>Juillet      | August<br>—<br>Août       |
|-----------------------------------|---------------------------|---------------------------|---------------------------|---------------------------|---------------------------|
| CANADIAN CANAL                    |                           |                           |                           |                           |                           |
|                                   | Bushels<br>—<br>Boisseaux | Bushels<br>—<br>Boisseaux | Bushels<br>—<br>Boisseaux | Bushels<br>—<br>Boisseaux | Bushels<br>—<br>Boisseaux |
| Fort William-Port Arthur to—      |                           |                           |                           |                           |                           |
| Montreal                          | 1,768,869                 | 2,218,510                 | 1,280,791                 | 110,874                   | 261,522                   |
| Goderich and Georgian Bay         | 1,377,850                 | 2,220,162                 | 1,066,096                 | 495,217                   | 1,043,399                 |
| Port Colborne                     | 119,281                   | 557,579                   | 100,886                   | —                         | —                         |
| Buffalo and other U.S. Ports      | 233,256                   | 1,645,438                 | 209,685                   | 101,201                   | 107,000                   |
| Duluth-Superior to—               |                           |                           |                           |                           |                           |
| Montreal                          | —                         | —                         | —                         | —                         | 1,173,414                 |
| Goderich and Georgian Bay         | —                         | —                         | —                         | —                         | —                         |
| Total                             | 3,499,256                 | 6,641,689                 | 2,657,458                 | 707,292                   | 2,585,335                 |
| UNITED STATES CANAL               |                           |                           |                           |                           |                           |
| Fort William-Port Arthur to—      |                           |                           |                           |                           |                           |
| Montreal                          | 3,560,898                 | 4,416,337                 | 2,794,879                 | 4,319,047                 | 2,149,560                 |
| Goderich and Georgian Bay         | 16,342,879                | 22,034,087                | 17,537,625                | 14,208,898                | 10,066,157                |
| Port Colborne                     | 1,029,356                 | 1,782,646                 | 4,127,878                 | 4,128,188                 | 1,024,606                 |
| Buffalo and other U.S. Ports      | 4,234,619                 | 12,184,314                | 2,358,735                 | 2,583,052                 | 1,788,074                 |
| Duluth-Superior to—               |                           |                           |                           |                           |                           |
| Montreal                          | —                         | —                         | —                         | 694,000                   | —                         |
| Goderich and Georgian Bay         | —                         | —                         | 1,500,000                 | 2,415,582                 | 3,683,397                 |
| Port Colborne                     | —                         | 396,000                   | —                         | 305,000                   | —                         |
| Buffalo and other U.S. Ports      | —                         | —                         | —                         | —                         | —                         |
| Total                             | 25,167,752                | 40,813,384                | 28,319,117                | 28,653,767                | 18,711,794                |
| CANADIAN AND UNITED STATES CANALS |                           |                           |                           |                           |                           |
| Fort William-Port Arthur to—      |                           |                           |                           |                           |                           |
| Montreal                          | 5,329,767                 | 6,634,847                 | 4,075,670                 | 4,429,921                 | 2,411,082                 |
| Goderich and Georgian Bay         | 17,720,729                | 24,254,249                | 18,603,721                | 14,704,115                | 11,109,556                |
| Port Colborne                     | 1,148,637                 | 2,340,225                 | 4,228,764                 | 4,128,188                 | 1,024,606                 |
| Buffalo and other U.S. Ports      | 4,467,875                 | 13,829,752                | 2,568,420                 | 2,684,253                 | 1,895,074                 |
| Duluth-Superior to—               |                           |                           |                           |                           |                           |
| Montreal                          | —                         | —                         | —                         | 694,000                   | 1,173,414                 |
| Goderich and Georgian Bay         | —                         | —                         | 1,500,000                 | 2,415,582                 | 3,683,397                 |
| Port Colborne                     | —                         | 396,000                   | —                         | 305,000                   | —                         |
| Buffalo and other U.S. Ports      | —                         | —                         | —                         | —                         | —                         |
| Total                             | 28,667,008                | 47,455,073                | 30,976,575                | 29,361,059                | 21,297,129                |

\* Includes 16,371,224 bushels to Kingston, 3,455,358 bushels to Prescott, 6,073,103 bushels to Toronto, 2,120,125 bushels to Three-Rivers, 1,264,406 bushels to Quebec and 322,838 bushels to Sorel.

† Includes 9,422,573 bushels to Sarnia.

TABLE 10—Canadian Oats through the Sault Ste. Marie Canals in 1941

| 1941                              | April<br>—<br>Avril       | May<br>—<br>Mai           | June<br>—<br>Juin         | July<br>—<br>Juillet      | August<br>—<br>Août       |
|-----------------------------------|---------------------------|---------------------------|---------------------------|---------------------------|---------------------------|
| CANADIAN CANAL                    |                           |                           |                           |                           |                           |
|                                   | Bushels<br>—<br>Boisseaux | Bushels<br>—<br>Boisseaux | Bushels<br>—<br>Boisseaux | Bushels<br>—<br>Boisseaux | Bushels<br>—<br>Boisseaux |
| Fort William-Port Arthur to—      |                           |                           |                           |                           |                           |
| Montreal                          | 42,140                    | 67,836                    | 50,350                    | —                         | —                         |
| Goderich and Georgian Bay         | 143,875                   | 177,572                   | 363,025                   | 168,413                   | 36,693                    |
| Port Colborne                     | —                         | —                         | —                         | —                         | —                         |
| Buffalo and other U.S. Ports      | 133,256                   | 151,935                   | —                         | —                         | —                         |
| Total                             | 319,271                   | 397,343                   | 413,375                   | 168,413                   | 36,693                    |
| UNITED STATES CANAL               |                           |                           |                           |                           |                           |
| Fort William-Port Arthur to—      |                           |                           |                           |                           |                           |
| Montreal                          | 88,283                    | 243,703                   | 141,249                   | 30,909                    | 164,014                   |
| Goderich and Georgian Bay         | 73,078                    | 364,949                   | 459,265                   | 18,393                    | 281,622                   |
| Port Colborne                     | —                         | —                         | —                         | 30,909                    | —                         |
| Buffalo and other U.S. Ports      | 500,791                   | 720,800                   | 537,083                   | 232,651                   | 856,701                   |
| Total                             | 662,152                   | 1,329,452                 | 1,137,597                 | 312,862                   | 1,282,337                 |
| CANADIAN AND UNITED STATES CANALS |                           |                           |                           |                           |                           |
| Fort William-Port Arthur to—      |                           |                           |                           |                           |                           |
| Montreal                          | 130,423                   | 311,539                   | 191,599                   | 30,909                    | 164,014                   |
| Goderich and Georgian Bay         | 216,953                   | 542,521                   | 822,290                   | 186,806                   | 298,315                   |
| Port Colborne                     | —                         | —                         | —                         | 30,909                    | —                         |
| Buffalo and other U.S. Ports      | 634,047                   | 872,735                   | 537,083                   | 232,651                   | 856,701                   |
| Total                             | 981,423                   | 1,726,795                 | 1,550,972                 | 481,275                   | 1,319,030                 |

\* Includes 1,324,046 bushels to Toronto.

TABEAU 9—Blé canadien ayant passé par les canaux du Sault Ste-Marie en 1941

| September<br>—<br>Septembre | October<br>—<br>Octobre   | November<br>—<br>Novembre | December<br>—<br>Décembre | Total                     | 1941                                     |
|-----------------------------|---------------------------|---------------------------|---------------------------|---------------------------|--|
| Bushels<br>—<br>Boisseaux   | Bushels<br>—<br>Boisseaux | Bushels<br>—<br>Boisseaux | Bushels<br>—<br>Boisseaux | Bushels<br>—<br>Boisseaux | CANAL CANADIEN                           |
| 86,357                      | 53,688                    | 194,033                   | 203,600                   | 6,180,244                 | Fort William-Port-Arthur à—<br>Montréal. |
| 966,908                     | 276,495                   | 897,679                   | 553,624                   | 8,897,490                 | Goderich et la baie Georgienne.          |
| —                           | 301,660                   | 1,009,360                 | 200,673                   | 2,259,439                 | Port Colborne.                           |
| —                           | 103,010                   | 102,706                   | —                         | 2,502,296                 | Buffalo et autres ports des E.-U.        |
| 1,584,500                   | 346,120                   | —                         | —                         | 3,104,034                 | Duluth-Supérieur à—<br>Montréal.         |
| —                           | 75,575                    | —                         | —                         | 75,575                    | Goderich et la baie Georgienne.          |
| 2,639,825                   | 1,156,548                 | 2,203,778                 | 957,897                   | 23,049,078                | Total.                                   |
|                             |                           |                           |                           |                           | CANAL DES ETATS-UNIS                     |
| 3,408,237                   | 1,757,888                 | 2,855,061                 | 602,925                   | 25,864,832                | Fort William-Port-Arthur à—<br>Montréal. |
| 8,884,315                   | 8,479,581                 | 13,233,652                | 9,149,293                 | 119,936,487               | Goderich et la baie Georgienne.          |
| 1,158,989                   | 2,526,695                 | 1,294,439                 | 1,146,118                 | 18,218,915                | Port Colborne.                           |
| 2,874,782                   | 5,225,556                 | 13,986,067                | 3,849,100                 | 49,084,299                | Buffalo et autres ports des E.-U.        |
| —                           | —                         | —                         | —                         | 694,000                   | Duluth-Supérieur à—<br>Montréal.         |
| 2,574,414                   | —                         | 122,500                   | —                         | 10,295,893                | Goderich et la baie Georgienne.          |
| —                           | —                         | —                         | —                         | 701,000                   | Port Colborne.                           |
| 632,621                     | 627,284                   | 136,974                   | —                         | 1,096,879                 | Buffalo et autres ports des E.-U.        |
| 19,233,358                  | 18,617,004                | 31,628,692                | 14,747,436                | 225,892,305               | Total.                                   |
|                             |                           |                           |                           |                           | CANAUX CANADIENS ET DES ETATS-UNIS       |
| 3,496,594                   | 1,811,576                 | 3,049,094                 | 806,525                   | *32,045,076               | Fort William-Port-Arthur à—<br>Montréal. |
| 9,851,283                   | 8,756,076                 | 14,131,331                | 9,702,917                 | 128,833,977               | Goderich et la baie Georgienne.          |
| 1,158,989                   | 2,828,355                 | 2,303,799                 | 1,346,791                 | 20,508,354                | Port Colborne.                           |
| 2,874,782                   | 5,328,566                 | 14,088,773                | 3,849,100                 | 51,586,595                | Buffalo et autres ports des E.-U.        |
| 1,584,500                   | 346,120                   | —                         | —                         | 3,798,034                 | Duluth-Supérieur à—<br>Montréal.         |
| 2,574,414                   | 75,575                    | 122,500                   | —                         | 10,371,468                | Goderich et la baie Georgienne.          |
| —                           | —                         | —                         | —                         | 701,000                   | Port Colborne.                           |
| 332,621                     | 627,284                   | 136,974                   | —                         | 1,096,879                 | Buffalo et autres ports des E.-U.        |
| 21,873,183                  | 19,773,552                | 33,832,471                | 15,705,333                | 248,941,383               | Total.                                   |

\* Comprend 16,371,224 boisseaux à Kingston, 3,455,358 boisseaux à Prescott, 6,073,103 boisseaux à Toronto, 2,120,125 boisseaux à Trois-Rivières, 1,264,406 boisseaux à Québec et 322,838 boisseaux à Sorel.  
† Comprend 9,422,673 boisseaux à Sarnia.

TABEAU 10.—Avoine canadienne ayant passé par les canaux du Sault Ste-Marie en 1941

| September<br>—<br>Septembre | October<br>—<br>Octobre   | November<br>—<br>Novembre | December<br>—<br>Décembre | Total                     | 1941                                     |
|-----------------------------|---------------------------|---------------------------|---------------------------|---------------------------|--|
| Bushels<br>—<br>Boisseaux   | Bushels<br>—<br>Boisseaux | Bushels<br>—<br>Boisseaux | Bushels<br>—<br>Boisseaux | Bushels<br>—<br>Boisseaux | CANAL CANADIEN                           |
| 37,544                      | 162,901                   | —                         | —                         | 360,771                   | Fort William-Port-Arthur à—<br>Montréal. |
| 25,285                      | 281,904                   | 358,460                   | —                         | 1,555,227                 | Goderich et la baie Georgienne.          |
| —                           | —                         | —                         | —                         | —                         | Port Colborne.                           |
| —                           | —                         | —                         | —                         | 285,191                   | Buffalo et autres ports des E.-U.        |
| 62,829                      | 444,805                   | 358,460                   | —                         | 2,201,189                 | Total.                                   |
|                             |                           |                           |                           |                           | CANAL DES ETATS-UNIS                     |
| 58,273                      | —                         | 126,064                   | 152,920                   | 1,005,415                 | Fort William-Port-Arthur à—<br>Montréal. |
| 53,644                      | 623,616                   | 365,542                   | —                         | 2,220,109                 | Goderich et la baie Georgienne.          |
| —                           | —                         | 251,928                   | —                         | 282,837                   | Port Colborne.                           |
| 293,432                     | —                         | 194,924                   | —                         | 3,336,382                 | Buffalo et autres ports des E.-U.        |
| 405,349                     | 623,616                   | 938,458                   | 152,920                   | 6,844,743                 | Total.                                   |
|                             |                           |                           |                           |                           | CANAUX CANADIENS ET DES ETATS-UNIS       |
| 95,817                      | 162,901                   | 126,064                   | 152,920                   | *1,366,186                | Fort William-Port-Arthur à—<br>Montréal. |
| 78,929                      | 905,520                   | 724,002                   | —                         | 3,775,336                 | Goderich et la baie Georgienne.          |
| —                           | —                         | 251,928                   | —                         | 282,837                   | Port Colborne.                           |
| 293,432                     | —                         | 194,924                   | —                         | 3,621,573                 | Buffalo et autres ports des E.-U.        |
| 468,178                     | 1,068,421                 | 1,296,918                 | 152,920                   | 9,045,932                 | Total.                                   |

\* Comprend 1,324,046 boisseaux à Toronto.

TABLE 11—Canadian Barley through the Sault Ste. Marie Canals during 1941

| 1941                              | April     | May       | June      | July      | August    |
|-----------------------------------|-----------|-----------|-----------|-----------|-----------|
|                                   | Avril     | Mai       | Juin      | Juillet   | Août      |
|                                   | Bushels   | Bushels   | Bushels   | Bushels   | Bushels   |
|                                   | Boisseaux | Boisseaux | Boisseaux | Boisseaux | Boisseaux |
| CANADIAN CANAL                    |           |           |           |           |           |
| Fort William-Port Arthur to—      |           |           |           |           |           |
| Montreal.....                     | 262,442   | 356,214   | 175,491   | 214,769   | 244,421   |
| Goderich and Georgian Bay.....    | 19,331    | 233,040   | 176,456   | 71,176    | 113,978   |
| Port Colborne.....                | -         | -         | -         | -         | -         |
| Buffalo and other U.S. Ports..... | -         | -         | -         | -         | -         |
| Duluth-Superior to—               |           |           |           |           |           |
| Montreal.....                     | -         | -         | -         | -         | -         |
| Total.....                        | 281,773   | 589,254   | 351,947   | 285,945   | 358,399   |
| UNITED STATES CANAL               |           |           |           |           |           |
| Fort William-Port Arthur to—      |           |           |           |           |           |
| Montreal.....                     | 121,000   | 397,846   | 186,973   | -         | 241,822   |
| Goderich and Georgian Bay.....    | -         | -         | -         | 185,244   | 259,492   |
| Port Colborne.....                | -         | -         | -         | -         | -         |
| Buffalo and other U.S. Ports..... | 73,460    | 60,255    | 312,950   | 474,871   | -         |
| Duluth-Superior to—               |           |           |           |           |           |
| Montreal.....                     | -         | -         | -         | -         | -         |
| Total.....                        | 194,460   | 458,101   | 499,923   | 660,118   | 501,314   |
| CANADIAN AND UNITED STATES CANALS |           |           |           |           |           |
| Fort William-Port Arthur to—      |           |           |           |           |           |
| Montreal.....                     | 383,442   | 754,060   | 362,464   | 214,769   | 486,243   |
| Goderich and Georgian Bay.....    | 19,331    | 233,040   | 176,456   | 256,420   | 373,470   |
| Port Colborne.....                | -         | -         | -         | -         | -         |
| Buffalo and other U.S. Ports..... | 73,460    | 60,255    | 312,950   | 474,871   | -         |
| Duluth-Superior to—               |           |           |           |           |           |
| Montreal.....                     | -         | -         | -         | -         | -         |
| Total.....                        | 476,233   | 1,047,355 | 851,870   | 946,060   | 859,713   |

\* Includes 2,634,927 bushels to Toronto, 980,512 bushels to Kingston and 50,000 bushels to Quebec.



TABLEAU 11—Orge canadienne ayant passé par les canaux du Sault Ste-Marie en 1941

| September<br>Septembre | October<br>Octobre   | November<br>Novembre | December<br>Décembre | Total                | 1941   |
|------------------------|----------------------|----------------------|----------------------|----------------------|--|
| Bushels<br>Boisseaux   | Bushels<br>Boisseaux | Bushels<br>Boisseaux | Bushels<br>Boisseaux | Bushels<br>Boisseaux |  |
| 556,860                | 581,989              | 371,522              | -                    | 2,763,708            | CANAL CANADIEN<br>Fort William-Port Arthur à—<br>Montréal.<br>Goderich et la baie Georgienne.<br>Port Colborne.<br>Buffalo et autres ports des E.-U. |
| 105,325                | 222,847              | 134,095              | -                    | 1,076,248            |  |
| -                      | -                    | -                    | -                    | -                    |  |
| -                      | -                    | -                    | -                    | -                    | Duluth-Supérieur à—<br>Montréal.   |
| 662,185                | 804,836              | 505,617              | -                    | 3,839,956            | Total.   |
|                        |                      |                      |                      |                      | CANAL DES ETATS-UNIS   |
| 243,247                | 89,836               | 361,912              | 226,242              | 1,868,878            | Fort William-Port Arthur à—<br>Montréal.<br>Goderich et la baie Georgienne.<br>Port Colborne.<br>Buffalo et autres ports des E.-U.                   |
| 1,434,081              | 869,789              | 422,574              | -                    | 3,171,180            |  |
| 64,383                 | -                    | 175,850              | -                    | 175,850              |  |
| -                      | -                    | 1,594,584            | -                    | 2,580,503            | Buffalo et autres ports des E.-U.  |
| -                      | -                    | -                    | -                    | -                    | Duluth-Supérieur à—<br>Montréal.   |
| 1,741,711              | 959,625              | 2,554,920            | 226,242              | 7,796,411            | Total.   |
|                        |                      |                      |                      |                      | CANAUX CANADIENS ET DES ETATS-UNIS   |
| 800,107                | 671,825              | 733,434              | 226,242              | *4,632,586           | Fort William-Port Arthur à—<br>Montréal.<br>Goderich et la baie Georgienne.<br>Port Colborne.<br>Buffalo et autres ports des E.-U.                   |
| 1,539,406              | 1,092,636            | 556,669              | -                    | 4,247,428            |  |
| -                      | -                    | 175,850              | -                    | 175,850              |  |
| 64,383                 | -                    | 1,594,584            | -                    | 2,580,503            | Buffalo et autres ports des E.-U.  |
| -                      | -                    | -                    | -                    | -                    | Duluth-Supérieur à—<br>Montréal.   |
| 2,403,896              | 1,764,461            | 3,060,537            | 226,242              | 11,636,367           | Total.   |

\* Comprend 2,634,927 boisseaux à Toronto, 980,512 boisseaux à Kingston et 50,000 boisseaux à Québec.

TABLE 12—Canadian Flour through the Sault Ste. Marie Canals in 1941

| 1941                              | April<br>—<br>Avril    | May<br>—<br>Mai        | June<br>—<br>Juin      | July<br>—<br>Juillet   | August<br>—<br>Août    |
|-----------------------------------|------------------------|------------------------|------------------------|------------------------|------------------------|
| CANADIAN CANAL                    |                        |                        |                        |                        |                        |
| Fort William-Port Arthur to—      | Barrels<br>—<br>Barils | Barrels<br>—<br>Barils | Barrels<br>—<br>Barils | Barrels<br>—<br>Barils | Barrels<br>—<br>Barils |
| Montreal.....                     | 62,670                 | 187,230                | 267,370                | 250,940                | 301,730                |
| Port McNicoll.....                | 85,270                 | 124,940                | 81,210                 | 50,810                 | 81,940                 |
| Point Edward and Sarnia.....      | 34,780                 | 126,100                | 126,670                | 105,290                | 111,060                |
| Toronto.....                      | 10,380                 | 30,730                 | 45,010                 | 33,820                 | 27,960                 |
| Buffalo and other U.S. Ports..... | —                      | —                      | —                      | —                      | —                      |
| Other Ports.....                  | 88,330                 | 3,260                  | 4,120                  | 2,710                  | 9,150                  |
| Total.....                        | 281,430                | 472,260                | 524,380                | 443,570                | 531,840                |
| UNITED STATES CANAL               |                        |                        |                        |                        |                        |
| Fort William-Port Arthur to—      |                        |                        |                        |                        |                        |
| Montreal.....                     | —                      | —                      | —                      | —                      | —                      |
| Port McNicoll.....                | 17,020                 | —                      | —                      | —                      | —                      |
| Point Edward and Sarnia.....      | —                      | 11,430                 | —                      | —                      | —                      |
| Toronto.....                      | —                      | 15,130                 | —                      | —                      | —                      |
| Buffalo and other U.S. Ports..... | —                      | —                      | —                      | —                      | —                      |
| Other Ports.....                  | —                      | —                      | —                      | —                      | —                      |
| Total.....                        | 17,020                 | 26,560                 | —                      | —                      | —                      |
| CANADIAN AND UNITED STATES CANALS |                        |                        |                        |                        |                        |
| Fort William-Port Arthur to—      |                        |                        |                        |                        |                        |
| Montreal.....                     | 62,670                 | 187,230                | 267,370                | 250,940                | 301,730                |
| Port McNicoll.....                | 102,290                | 124,940                | 81,210                 | 50,810                 | 81,940                 |
| Point Edward and Sarnia.....      | 34,780                 | 137,530                | 126,670                | 105,290                | 111,060                |
| Toronto.....                      | 10,380                 | 45,860                 | 45,010                 | 33,820                 | 27,960                 |
| Buffalo and other U.S. Ports..... | —                      | —                      | —                      | —                      | —                      |
| Other Ports.....                  | 88,330                 | 3,260                  | 4,120                  | 2,710                  | 9,150                  |
| Total.....                        | 298,450                | 498,820                | 524,380                | 443,570                | 531,840                |

\* Includes 114,060 barrels to Quebec, 27,150 barrels to Maritime Provinces and 83,060 barrels to miscellaneous ports.

TABLEAU 12—Farine canadienne ayant passé par les canaux du Sault Ste-Marie en 1941

| September<br>—<br>Septembre | October<br>—<br>Octobre | November<br>—<br>Novembre | December<br>—<br>Décembre | Total                  | 1941                               |
|-----------------------------|-------------------------|---------------------------|---------------------------|------------------------|------------------------------------|
| Barrels<br>—<br>Barils      | Barrels<br>—<br>Barils  | Barrels<br>—<br>Barils    | Barrels<br>—<br>Barils    | Barrels<br>—<br>Barils |                                    |
| 90,090                      | 81,980                  | 38,200                    | —                         | 1,280,210              | CANAL CANADIEN                     |
| 47,440                      | 84,290                  | 77,200                    | 15,200                    | 648,300                | Fort William-Port Arthur à—        |
| 124,670                     | 83,630                  | 41,910                    | 10,710                    | 764,820                | Montréal.                          |
| 36,360                      | 41,970                  | 66,520                    | 50,660                    | 343,410                | Port McNicoll.                     |
| —                           | —                       | —                         | —                         | —                      | Point Edward et Sarnia.            |
| 47,120                      | 20,440                  | 46,560                    | 2,580                     | 224,270                | Toronto.                           |
|                             |                         |                           |                           |                        | Buffalo et autres ports des E.-U.  |
|                             |                         |                           |                           |                        | Autres ports.                      |
| 345,680                     | 312,310                 | 270,390                   | 79,150                    | 3,261,010              | Total.                             |
|                             |                         |                           |                           |                        | CANAL DES ETATS-UNIS               |
| —                           | —                       | —                         | —                         | —                      | Fort William-Port Arthur à—        |
| —                           | —                       | —                         | —                         | 17,020                 | Montréal.                          |
| —                           | —                       | —                         | —                         | 11,430                 | Port McNicoll.                     |
| —                           | 8,530                   | —                         | —                         | 23,660                 | Point Edward et Sarnia.            |
| —                           | —                       | —                         | —                         | —                      | Toronto.                           |
| —                           | —                       | —                         | —                         | —                      | Buffalo et autres ports des E.-U.  |
| —                           | —                       | —                         | —                         | —                      | Autres ports.                      |
| —                           | 8,530                   | —                         | —                         | 52,110                 | Total.                             |
|                             |                         |                           |                           |                        | CANAUX CANADIENS ET DES ETATS-UNIS |
| 90,090                      | 81,980                  | 38,200                    | —                         | 1,280,210              | Fort William-Port Arthur à—        |
| 47,440                      | 84,290                  | 77,200                    | 15,200                    | 665,320                | Montréal.                          |
| 124,670                     | 83,630                  | 41,910                    | 10,710                    | 776,250                | Port McNicoll.                     |
| 36,360                      | 50,500                  | 66,520                    | 50,660                    | 367,070                | Point Edward et Sarnia.            |
| —                           | —                       | —                         | —                         | —                      | Toronto.                           |
| 47,120                      | 20,440                  | 46,560                    | 2,580                     | *224,270               | Buffalo et autres ports des E.-U.  |
|                             |                         |                           |                           |                        | Autres ports.                      |
| 345,680                     | 320,840                 | 270,390                   | 79,150                    | 3,313,120              | Total.                             |

\* Comprend 114,060 barils pour Québec, 27,150 barils pour les provinces maritimes et 83,060 barils pour ports divers.

TABLE 13—Freight Rates by Water on Barley and Oats during 1941  
 TABLEAU 13—Tarifs des transports par eau sur l'orge et l'avoine en 1941

| Fort William-Port Arthur<br>to—à                                     | Barley<br>—<br>Orge  |  |   | Oats<br>—<br>Avoine  |  |   |
|--|--|--|---|--|--|---|
|  | Average<br>rate per<br>bushel<br>—<br>Moyenne<br>par<br>boisseau | Average<br>rate per<br>ton<br>—<br>Moyenne<br>par<br>tonne | Average<br>rate per<br>ton-mile<br>—<br>Moyenne<br>par<br>tonne-mille | Average<br>rate per<br>bushel<br>—<br>Moyenne<br>par<br>boisseau | Average<br>rate per<br>ton<br>—<br>Moyenne<br>par<br>tonne | Average<br>rate per<br>ton-mile<br>—<br>Moyenne<br>par<br>tonne-mille |
|  | cents  | \$   | cents   | cents  | \$   | cents   |
| <b>Montreal—Montréal—</b>  |  |  |   |  |  |   |
| April—Avril.....   | 6-50   | 2-71   | 0-221   | 12-30  | 7-24   | 0-590   |
| May—Mai.....   | 6-50   | 2-71   | 0-221   | —  | —  | —   |
| June—Juin.....   | 7-00   | 2-92   | 0-238   | —  | —  | —   |
| July—Juillet.....  | —  | —  | —   | —  | —  | —   |
| August—Août.....   | 7-83   | 3-26   | 0-265   | —  | —  | —   |
| September—Septembre.....   | 7-76   | 3-23   | 0-263   | —  | —  | —   |
| October—Octobre.....   | 6-92   | 2-88   | 0-235   | —  | —  | —   |
| November—Novembre.....   | 6-59   | 2-75   | 0-224   | —  | —  | —   |
| December—Décembre.....   | —  | —  | —   | —  | —  | —   |
| Average—Moyenne.....   | 7-10   | 2-96   | 0-241   | 12-30  | 7-24   | 0-590   |
| <b>Goderich and Georgian Bay—Goderich et<br/>la baie Georgienne—</b> |  |  |   |  |  |   |
| April—Avril.....   | 2-75   | 1-15   | 0-214   | 3-16   | 1-86   | 0-346   |
| May—Mai.....   | 2-97   | 1-24   | 0-231   | 3-02   | 1-78   | 0-331   |
| June—Juin.....   | 3-58   | 1-49   | 0-277   | 3-51   | 2-06   | 0-384   |
| July—Juillet.....  | 3-29   | 1-37   | 0-255   | 3-13   | 1-84   | 0-343   |
| August—Août.....   | 3-50   | 1-46   | 0-272   | 3-00   | 1-76   | 0-328   |
| September—Septembre.....   | 3-04   | 1-27   | 0-236   | 3-00   | 1-76   | 0-328   |
| October—Octobre.....   | 3-46   | 1-44   | 0-268   | 3-30   | 1-94   | 0-361   |
| November—Novembre.....   | 3-02   | 1-26   | 0-235   | 3-21   | 1-89   | 0-352   |
| December—Décembre.....   | —  | —  | —   | —  | —  | —   |
| Average—Moyenne.....   | 3-19   | 1-33   | 0-248   | 3-24   | 1-91   | 0-356   |
| <b>Port Colborne—</b>  |  |  |   |  |  |   |
| April—Avril.....   | —  | —  | —   | —  | —  | —   |
| May—Mai.....   | —  | —  | —   | —  | —  | —   |
| June—Juin.....   | —  | —  | —   | —  | —  | —   |
| July—Juillet.....  | —  | —  | —   | —  | —  | —   |
| August—Août.....   | —  | —  | —   | —  | —  | —   |
| September—Septembre.....   | —  | —  | —   | —  | —  | —   |
| October—Octobre.....   | —  | —  | —   | —  | —  | —   |
| November—Novembre.....   | 4-12   | 1-72   | 0-203   | 3-25   | 1-91   | 0-225   |
| December—Décembre.....   | —  | —  | —   | —  | —  | —   |
| Average—Moyenne.....   | 4-12   | 1-72   | 0-203   | 3-25   | 1-91   | 0-225   |
| <b>Buffalo—</b>  |  |  |   |  |  |   |
| April—Avril.....   | 5-00   | 2-08   | 0-241   | 5-26   | 3-09   | 0-368   |
| May—Mai.....   | 6-88   | 2-87   | 0-333   | 6-71   | 3-95   | 0-458   |
| June—Juin.....   | 6-56   | 2-73   | 0-317   | 7-39   | 4-35   | 0-505   |
| July—Juillet.....  | 5-70   | 2-38   | 0-276   | 7-99   | 4-70   | 0-545   |
| August—Août.....   | —  | —  | —   | 7-49   | 4-41   | 0-512   |
| September—Septembre.....   | 6-88   | 2-87   | 0-333   | 6-19   | 3-64   | 0-422   |
| October—Octobre.....   | —  | —  | —   | —  | —  | —   |
| November—Novembre.....   | 5-36   | 2-23   | 0-259   | 7-03   | 4-14   | 0-480   |
| December—Décembre.....   | —  | —  | —   | —  | —  | —   |
| Average—Moyenne.....   | 5-97   | 2-49   | 0-289   | 6-80   | 4-00   | 0-464   |
| <b>Port Colborne to Montreal—Port Colborne<br/>à Montréal—</b>       |  |  |   |  |  |   |
| April—Avril.....   | —  | —  | —   | —  | —  | —   |
| May—Mai.....   | —  | —  | —   | —  | —  | —   |
| June—Juin.....   | —  | —  | —   | —  | —  | —   |
| July—Juillet.....  | —  | —  | —   | —  | —  | —   |
| August—Août.....   | —  | —  | —   | —  | —  | —   |
| September—Septembre.....   | —  | —  | —   | —  | —  | —   |
| October—Octobre.....   | —  | —  | —   | —  | —  | —   |
| November—Novembre.....   | —  | —  | —   | —  | —  | —   |
| December—Décembre.....   | —  | —  | —   | —  | —  | —   |
| Average—Moyenne.....   | —  | —  | —   | —  | —  | —   |

TABLE 14—Freight Rates by Water on Flax and Rye during 1941  
TABLEAU 14—Tarifs des transports par eau sur le lin et le seigle en 1941

| Fort William-Port Arthur<br>to—A                                     | Flax<br>—<br>Lin   |  |  | Rye<br>—<br>Seigle   |  |   |
|--|--|--|--|--|--|---|
|  | Average<br>rate per<br>bushel<br>—<br>Moyenne<br>par<br>boisseau | Average<br>rate per<br>ton<br>—<br>Moyenne<br>par<br>tonne | Average<br>rate per<br>ton-mile;<br>—<br>Moyenne<br>par<br>tonne-mille | Average<br>rate per<br>bushel<br>—<br>Moyenne<br>par<br>boisseau | Average<br>rate per<br>ton<br>—<br>Moyenne<br>par<br>tonne | Average<br>rate per<br>ton-mile<br>—<br>Moyenne<br>par<br>tonne-mille |
|  | cents  | \$   | cents  | cents  | \$   | cents   |
| <b>Montreal—Montréal—</b>  |  |  |  |  |  |   |
| April—Avril  | —  | —  | —  | —  | —  | —   |
| May—Mai  | 7.00   | 2.50   | 0.204  | —  | —  | —   |
| June—Juin  | 7.00   | 2.50   | 0.204  | —  | —  | —   |
| July—Juillet   | —  | —  | —  | —  | —  | —   |
| August—Août  | 8.00   | 2.86   | 0.233  | 8.00   | 2.86   | 0.233   |
| September—Septembre  | 8.00   | 2.86   | 0.233  | —  | —  | —   |
| October—Octobre  | 8.00   | 2.86   | 0.233  | —  | —  | —   |
| November—Novembre  | —  | —  | —  | —  | —  | —   |
| December—Décembre  | —  | —  | —  | —  | —  | —   |
| Average—Moyenne  | 7.59   | 2.71   | 0.221  | 8.00   | 2.86   | 0.233   |
| <b>Goderich and Georgian Bay—Goderich et<br/>la baie Georgienne—</b> |  |  |  |  |  |   |
| April—Avril  | —  | —  | —  | —  | —  | —   |
| May—Mai  | 4.50   | 1.61   | 0.300  | 3.50   | 1.25   | 0.233   |
| June—Juin  | —  | —  | —  | 4.00   | 1.43   | 0.266   |
| July—Juillet   | —  | —  | —  | 3.50   | 1.25   | 0.233   |
| August—Août  | 5.50   | 1.96   | 0.365  | 3.50   | 1.25   | 0.233   |
| September—Septembre  | —  | —  | —  | 3.50   | 1.25   | 0.233   |
| October—Octobre  | 5.50   | 1.96   | 0.365  | 3.50   | 1.25   | 0.233   |
| November—Novembre  | 5.50   | 1.96   | 0.365  | 3.66   | 1.31   | 0.244   |
| December—Décembre  | —  | —  | —  | —  | —  | —   |
| Average—Moyenne  | 5.26   | 1.88   | 0.350  | 3.57   | 1.27   | 0.236   |
| <b>Port Colborne—</b>  |  |  |  |  |  |   |
| April—Avril  | —  | —  | —  | —  | —  | —   |
| May—Mai  | —  | —  | —  | 2.75   | 0.98   | 0.116   |
| June—Juin  | —  | —  | —  | —  | —  | —   |
| July—Juillet   | —  | —  | —  | 4.00   | 1.43   | 0.169   |
| August—Août  | —  | —  | —  | 4.00   | 1.43   | 0.169   |
| September—Septembre  | —  | —  | —  | —  | —  | —   |
| October—Octobre  | —  | —  | —  | 4.00   | 1.43   | 0.169   |
| November—Novembre  | —  | —  | —  | —  | —  | —   |
| December—Décembre  | —  | —  | —  | —  | —  | —   |
| Average—Moyenne  | —  | —  | —  | 3.72   | 1.33   | 0.157   |
| <b>Essex—</b>  |  |  |  |  |  |   |
| April—Avril  | —  | —  | —  | —  | —  | —   |
| May—Mai  | —  | —  | —  | 5.01   | 1.79   | 0.208   |
| June—Juin  | —  | —  | —  | 5.36   | 1.91   | 0.222   |
| July—Juillet   | —  | —  | —  | 5.15   | 1.84   | 0.213   |
| August—Août  | —  | —  | —  | 5.39   | 1.92   | 0.223   |
| September—Septembre  | —  | —  | —  | 5.11   | 1.82   | 0.211   |
| October—Octobre  | —  | —  | —  | 6.00   | 2.14   | 0.248   |
| November—Novembre  | 8.52   | 3.04   | 0.353  | 5.00   | 1.79   | 0.208   |
| December—Décembre  | —  | —  | —  | —  | —  | —   |
| Average—Moyenne  | 8.52   | 3.04   | 0.353  | 5.26   | 1.88   | 0.218   |
| <b>Port Colborne to Montreal—Port Colborne<br/>à Montréal—</b>       |  |  |  |  |  |   |
| April—Avril  | —  | —  | —  | —  | —  | —   |
| May—Mai  | —  | —  | —  | —  | —  | —   |
| June—Juin  | —  | —  | —  | —  | —  | —   |
| July—Juillet   | —  | —  | —  | —  | —  | —   |
| August—Août  | —  | —  | —  | —  | —  | —   |
| September—Septembre  | —  | —  | —  | —  | —  | —   |
| October—Octobre  | —  | —  | —  | —  | —  | —   |
| November—Novembre  | —  | —  | —  | —  | —  | —   |
| December—Décembre  | —  | —  | —  | —  | —  | —   |
| Average—Moyenne  | —  | —  | —  | —  | —  | —   |

TABLE 15—Freight Rates by Water on Wheat during 1940 and 1941  
TABLEAU 15—Tarifs des transports par eau sur le blé en 1940 et 1941

| Fort William-Port Arthur<br>to—à                                     | 1940                          |                            |                                 | 1941                          |                            |                                 |
|--|-------------------------------|----------------------------|---------------------------------|-------------------------------|----------------------------|---------------------------------|
|  | Average<br>rate per<br>bushel | Average<br>rate per<br>ton | Average<br>rate per<br>ton-mile | Average<br>rate per<br>bushel | Average<br>rate per<br>ton | Average<br>rate per<br>ton-mile |
|  | Moyenne<br>par<br>boisseau    | Moyenne<br>par<br>tonne    | Moyenne<br>par<br>tonne-mille   | Moyenne<br>par<br>boisseau    | Moyenne<br>par<br>tonne    | Moyenne<br>par<br>tonne-mille   |
|  | cents                         | \$                         | cents                           | cents                         | \$                         | cents                           |
| <b>Montreal—Montréal—</b>  |                               |                            |                                 |                               |                            |                                 |
| April—Avril.....   | 6.94                          | 2.31                       | 0.188                           | 6.94                          | 2.31                       | 0.188                           |
| May—Mai.....   | 6.82                          | 2.27                       | 0.185                           | 7.00                          | 2.33                       | 0.190                           |
| June—Juin.....   | 6.84                          | 2.28                       | 0.186                           | 7.00                          | 2.33                       | 0.190                           |
| July—Juillet.....  | 6.58                          | 2.19                       | 0.178                           | —                             | —                          | —                               |
| August—Août.....   | 6.54                          | 2.18                       | 0.178                           | 7.09                          | 2.36                       | 0.192                           |
| September—Septembre.....   | 6.80                          | 2.27                       | 0.185                           | 8.00                          | 2.67                       | 0.217                           |
| October—Octobre.....   | 6.59                          | 2.20                       | 0.179                           | 8.00                          | 2.67                       | 0.217                           |
| November—Novembre.....   | 6.67                          | 2.22                       | 0.181                           | —                             | —                          | —                               |
| December—Décembre.....   | —                             | —                          | —                               | —                             | —                          | —                               |
| Average—Moyenne.....   | 6.77                          | 2.26                       | 0.184                           | 7.03                          | 2.34                       | 0.191                           |
| Including storage—Y compris emmagasinage                             | 6.90                          | 2.30                       | 0.187                           | —                             | —                          | —                               |
| <b>Goderich and Georgian Bay—Goderich et<br/>la baie Georgienne—</b> |                               |                            |                                 |                               |                            |                                 |
| April—Avril.....   | 2.49                          | 0.83                       | 0.155                           | 2.83                          | 0.94                       | 0.175                           |
| May—Mai.....   | 2.33                          | 0.78                       | 0.145                           | 3.09                          | 1.03                       | 0.192                           |
| June—Juin.....   | 2.17                          | 0.72                       | 0.134                           | 3.26                          | 1.09                       | 0.203                           |
| July—Juillet.....  | 1.93                          | 0.64                       | 0.119                           | 3.46                          | 1.15                       | 0.214                           |
| August—Août.....   | 2.03                          | 0.68                       | 0.127                           | 3.44                          | 1.15                       | 0.214                           |
| September—Septembre.....   | 2.00                          | 0.67                       | 0.125                           | 3.44                          | 1.15                       | 0.214                           |
| October—Octobre.....   | 2.23                          | 0.74                       | 0.138                           | 3.41                          | 1.14                       | 0.212                           |
| November—Novembre.....   | 2.81                          | 0.94                       | 0.175                           | 3.47                          | 1.16                       | 0.216                           |
| December—Décembre.....   | 3.43                          | 1.14                       | 0.212                           | 5.50                          | 1.83                       | 0.341                           |
| Average—Moyenne.....   | 2.34                          | 0.78                       | 0.145                           | 3.30                          | 1.10                       | 0.205                           |
| Including storage—Y compris emmagasinage                             | 2.63                          | 0.88                       | 0.164                           | 3.52                          | 1.17                       | 0.218                           |
| <b>Port Colborne—</b>  |                               |                            |                                 |                               |                            |                                 |
| April—Avril.....   | 2.94                          | 0.98                       | 0.116                           | 3.83                          | 1.28                       | 0.151                           |
| May—Mai.....   | 2.91                          | 0.97                       | 0.114                           | 4.07                          | 1.36                       | 0.160                           |
| June—Juin.....   | 2.94                          | 0.98                       | 0.116                           | 3.65                          | 1.22                       | 0.144                           |
| July—Juillet.....  | 2.82                          | 0.94                       | 0.111                           | 3.88                          | 1.29                       | 0.152                           |
| August—Août.....   | 2.47                          | 0.82                       | 0.097                           | 3.78                          | 1.26                       | 0.149                           |
| September—Septembre.....   | 2.38                          | 0.79                       | 0.093                           | 3.83                          | 1.28                       | 0.151                           |
| October—Octobre.....   | 2.45                          | 0.82                       | 0.087                           | 3.74                          | 1.25                       | 0.147                           |
| November—Novembre.....   | 3.26                          | 1.09                       | 0.129                           | 3.88                          | 1.29                       | 0.152                           |
| December—Décembre.....   | —                             | —                          | —                               | 6.00                          | 2.00                       | 0.236                           |
| Average—Moyenne.....   | 2.75                          | 0.92                       | 0.108                           | 3.86                          | 1.29                       | 0.152                           |
| Including storage—Y compris emmagasinage                             | 3.19                          | 1.06                       | 0.125                           | 4.34                          | 1.45                       | 0.174                           |
| <b>Buffalo—</b>  |                               |                            |                                 |                               |                            |                                 |
| April—Avril.....   | 2.99                          | 1.00                       | 0.116                           | 4.52                          | 1.52                       | 0.179                           |
| May—Mai.....   | 2.73                          | 0.91                       | 0.106                           | 5.02                          | 1.67                       | 0.194                           |
| June—Juin.....   | 2.73                          | 0.91                       | 0.106                           | 5.17                          | 1.72                       | 0.200                           |
| July—Juillet.....  | 2.88                          | 0.79                       | 0.092                           | 5.24                          | 1.75                       | 0.203                           |
| August—Août.....   | 2.33                          | 0.78                       | 0.090                           | 5.14                          | 1.71                       | 0.198                           |
| September—Septembre.....   | 2.20                          | 0.73                       | 0.085                           | 5.17                          | 1.72                       | 0.200                           |
| October—Octobre.....   | 2.57                          | 0.86                       | 0.100                           | 5.41                          | 1.80                       | 0.209                           |
| November—Novembre.....   | 3.09                          | 1.03                       | 0.119                           | 5.18                          | 1.73                       | 0.201                           |
| December—Décembre.....   | 4.52                          | 1.51                       | 0.175                           | 7.55                          | 2.52                       | 0.292                           |
| Average—Moyenne.....   | 2.72                          | 0.91                       | 0.106                           | 5.25                          | 1.75                       | 0.203                           |
| Including storage—Y compris emmagasinage                             | 2.86                          | 0.95                       | 0.110                           | 5.51                          | 1.84                       | 0.213                           |
| <b>Port Colborne to Montreal—Port Colborne<br/>à Montréal—</b>       |                               |                            |                                 |                               |                            |                                 |
| April—Avril.....   | 4.10                          | 1.37                       | 0.361                           | —                             | —                          | —                               |
| May—Mai.....   | 4.08                          | 1.36                       | 0.358                           | 5.00                          | 1.67                       | 0.439                           |
| June—Juin.....   | 4.20                          | 1.40                       | 0.368                           | 4.21                          | 1.40                       | 0.368                           |
| July—Juillet.....  | 4.05                          | 1.35                       | 0.355                           | 4.27                          | 1.42                       | 0.374                           |
| August—Août.....   | 3.93                          | 1.31                       | 0.345                           | 4.32                          | 1.44                       | 0.379                           |
| September—Septembre.....   | 3.96                          | 1.32                       | 0.347                           | 4.25                          | 1.42                       | 0.374                           |
| October—Octobre.....   | 4.23                          | 1.41                       | 0.371                           | 4.25                          | 1.42                       | 0.374                           |
| November—Novembre.....   | 4.12                          | 1.37                       | 0.361                           | 4.25                          | 1.42                       | 0.374                           |
| December—Décembre.....   | —                             | —                          | —                               | —                             | —                          | —                               |
| Average—Moyenne.....   | 4.07                          | 1.36                       | 0.358                           | 4.28                          | 1.43                       | 0.376                           |

TABLE 16—Average Freight Rates by Water on Wheat  
TABLEAU 16—Moyenne des tarifs des transports par eau sur le blé

| Fort William-Port Arthur<br>to—à                                  | Per bushel   | Per ton   | Per ton-mile    | Fort William-Port Arthur<br>to—à | Per bushel   | Per ton   | Per ton-mile    |
|---|--------------|-----------|-----------------|----------------------------------|--------------|-----------|-----------------|
|   | Par boisseau | Par tonne | Par tonne-mille |                                  | Par boisseau | Par tonne | Par tonne-mille |
|   | cents        | \$        | cents           |                                  | cents        | \$        | cents           |
| Montreal—Montréal... 1924   | 8.99         | 3.00      | 0.244           | Port Colborne..... 1924          | 3.46         | 1.15      | 0.136           |
| 1925  | 9.03         | 3.01      | 0.245           | 1925                             | 2.92         | 0.97      | 0.114           |
| 1926  | 9.60         | 3.20      | 0.260           | 1926                             | 3.04         | 1.01      | 0.119           |
| 1927  | 8.53         | 2.84      | 0.231           | 1927                             | 2.55         | 0.85      | 0.100           |
| 1928  | 8.39         | 2.79      | 0.227           | 1928                             | 3.02         | 1.01      | 0.119           |
| 1929  | 7.72         | 2.57      | 0.209           | 1929                             | 2.19         | 0.73      | 0.086           |
| 1930  | 7.95         | 2.65      | 0.216           | 1930                             | 2.52         | 0.84      | 0.099           |
| 1931  | 6.46         | 2.15      | 0.175           | 1931                             | 2.16         | 0.72      | 0.085           |
| 1932  | 5.09         | 1.69      | 0.138           | 1932                             | 2.02         | 0.67      | 0.079           |
| 1933  | 3.79         | 1.26      | 0.103           | 1933                             | 1.77         | 0.59      | 0.070           |
| 1934  | 5.80         | 1.93      | 0.157           | 1934                             | 2.24         | 0.75      | 0.088           |
| 1935  | 4.49         | 1.50      | 0.122           | 1935                             | 1.80         | 0.60      | 0.071           |
| 1936  | 4.40         | 1.47      | 0.120           | 1936                             | 1.82         | 0.61      | 0.072           |
| 1937  | 3.96         | 1.32      | 0.107           | 1937                             | 1.87         | 0.62      | 0.073           |
| 1938  | 5.57         | 1.86      | 0.151           | 1938                             | 2.45         | 0.82      | 0.097           |
| 1939  | 4.57         | 1.52      | 0.124           | 1939                             | 2.28         | 0.76      | 0.090           |
| 1940  | 0.77         | 3.26      | 0.184           | 1940                             | 2.75         | 0.92      | 0.108           |
| Georgian Bay Ports—<br>Ports de la baie Geor-<br>gienne..... 1941 | 7.03         | 2.34      | 0.191           | 1941                             | 3.86         | 1.29      | 0.152           |
| 1924  | 3.62         | 1.21      | 0.225           | Buffalo..... 1924                | 2.88         | 0.96      | 0.111           |
| 1925  | 3.21         | 1.07      | 0.199           | 1925                             | 2.70         | 0.90      | 0.104           |
| 1926  | 3.01         | 1.00      | 0.186           | 1926                             | 3.67         | 1.22      | 0.141           |
| 1927  | 2.81         | 0.94      | 0.175           | 1927                             | 2.79         | 0.93      | 0.108           |
| 1928  | 2.80         | 0.93      | 0.173           | 1928                             | 3.06         | 1.02      | 0.118           |
| 1929  | 2.13         | 0.71      | 0.132           | 1929                             | 2.19         | 0.73      | 0.084           |
| 1930  | 2.00         | 0.67      | 0.124           | 1930                             | 1.91         | 0.64      | 0.074           |
| 1931  | 1.91         | 0.64      | 0.119           | 1931                             | 1.71         | 0.57      | 0.066           |
| 1932  | 2.07         | 0.69      | 0.128           | 1932                             | 1.43         | 0.48      | 0.056           |
| 1933  | 1.73         | 0.58      | 0.108           | 1933                             | 1.60         | 0.53      | 0.061           |
| 1934  | 2.22         | 0.74      | 0.138           | 1934                             | 1.74         | 0.58      | 0.067           |
| 1935  | 1.83         | 0.61      | 0.114           | 1935                             | 1.87         | 0.62      | 0.072           |
| 1936  | 2.01         | 0.67      | 0.125           | 1936                             | 1.99         | 0.66      | 0.077           |
| 1937  | 2.15         | 0.72      | 0.134           | 1937                             | 2.18         | 0.73      | 0.085           |
| 1938  | 2.27         | 0.76      | 0.142           | 1938                             | 2.23         | 0.74      | 0.086           |
| 1939  | 2.66         | 0.89      | 0.166           | 1939                             | 3.80         | 1.27      | 0.147           |
| 1940  | 2.34         | 0.78      | 0.145           | 1940                             | 2.72         | 0.91      | 0.106           |
| 1941  | 3.30         | 1.10      | 0.205           | 1941                             | 5.25         | 1.75      | 0.203           |

TABLE 17—Traffic through Canals at Sault Ste. Marie, Canadian and United States, in 1941  
TABLEAU 17—Trafic par les canaux du Sault Ste-Marie, canadien et Etats-Unis, en 1941

| Commodities<br>—<br>Nomenclature                               | Up—Amont          |                             |            | Down—Aval         |                             |            | Grand<br>Total | Compared with 1940<br>—<br>Comparé avec 1940 |                        |
|--|-------------------|-----------------------------|------------|-------------------|-----------------------------|------------|----------------|--|------------------------|
|  | Canadian<br>Canal | United<br>States<br>Canal   | Total      | Canadian<br>Canal | United<br>States<br>Canal   | Total      |                | Increase<br>Augmen-<br>tation                | Decrease<br>Diminution |
|  | Canal<br>canadien | Canal des<br>Etats-<br>Unis |            | Canal<br>canadien | Canal des<br>Etats-<br>Unis |            |                |  |                        |
| Number   | Number            | Number                      | Number     | Number            | Number                      | Number     | Number         | Number                                       |                        |
| Vessel passages—Navis-<br>sus en circulation.....              | 2,803             | 10,119                      | 12,922     | 2,042             | 10,901                      | 12,943     | 25,865         | 5,028  | —                      |
| Registered Tonnage—<br>Tonnage enregistré.....                 | 5,460,852         | 39,040,471                  | 44,501,323 | 1,808,417         | 42,937,298                  | 44,545,715 | 89,047,038     | 16,392,218                                   | —                      |
| Passengers—Passagers.....                                      | 16,710            | 27,709                      | 44,419     | 41,073            | 4,248                       | 45,321     | 89,740         | 38,933                                       | —                      |
|  | Tons              | Tons                        | Tons       | Tons              | Tons                        | Tons       | Tons           | Tons   | Tons                   |
| Lumber—Bois de construc-<br>tion.....                          | 6                 | —                           | 6          | 3,252             | 76,842                      | 79,894     | 79,900         | —  | 4,297                  |
| Pulpwood—Bois à pulpe.....                                     | 12,730            | —                           | 12,730     | 123,474           | 580,564                     | 704,038    | 718,768        | 20,739                                       | —                      |
| Flour—Farine.....  | 430               | —                           | 430        | 349,107           | 281,775                     | 630,882    | 631,312        | —  | 30,684                 |
| Wheat—Blé.....   | —                 | —                           | —          | 693,244           | 8,211,101                   | 8,904,345  | 8,904,345      | 2,177,845                                    | —                      |
| Grain other than wheat<br>— Grains autres que le<br>blé.....   | 401               | —                           | 401        | 200,141           | 1,353,091                   | 1,553,232  | 1,553,633      | 79,145                                       | —                      |
| Copper—Cuivre.....   | —                 | —                           | —          | —                 | 37,508                      | 37,508     | 37,508         | —  | 67,463                 |
| Iron ore—Mineral de fer.....                                   | —                 | 91,543                      | 91,543     | 114,000           | 82,945,401                  | 83,059,401 | 83,150,944     | 16,927,741                                   | —                      |
| Pig iron—Fer en gueuse.....                                    | 817               | —                           | 817        | 20,447            | 259,839                     | 280,286    | 281,103        | —  | 143,861                |
| Manufactured iron and<br>steel—Fer et acier ou-<br>vrés.....   | 20,084            | 79,808                      | 99,892     | 3,143             | 141,612                     | 144,755    | 244,647        | 33,412                                       | —                      |
| Soft Coal—Houille bitu-<br>mineuse.....                        | 268,996           | 11,784,913                  | 12,053,909 | 10,503            | —                           | 10,503     | 12,064,412     | 1,922,285                                    | —                      |
| Hard Coal—Houille an-<br>thracite.....                         | —                 | 255,149                     | 255,149    | —                 | —                           | —          | 255,149        | 135,850                                      | —                      |
| Salt—Sel.....  | 15,029            | 36,229                      | 51,258     | —                 | —                           | —          | 51,258         | 2,453  | —                      |
| Oil and Gasoline—Huile<br>et gazoline.....                     | 140,952           | 872,699                     | 1,013,651  | 5,895             | —                           | 5,995      | 1,019,646      | —  | 42,043                 |
| Stone—Pierre.....  | 16,567            | 774,512                     | 791,079    | 78,570            | 200                         | 78,770     | 869,849        | 175,274                                      | —                      |
| Merchandise and miscel-<br>laneous—Marchandise<br>diverse..... | 376,164           | 360,921                     | 737,085    | 316,766           | 206,231                     | 522,997    | 1,260,082      | 77,088                                       | —                      |
| Total freight—Total du<br>fret.....                            | 852,176           | 14,255,774                  | 15,107,950 | 1,918,642         | 94,093,964                  | 96,012,606 | 111,120,556    | 21,262,884                                   | —                      |

TABLE 18—Traffic on the SAULT STE. MARIE Canal during 1941

| Commodities                            | From Canadian Ports                  |                          | From Canadian to United States Ports      |                          | From United States to United States Ports      |                          | From United States to Canadian Ports      |                          |
|--|--------------------------------------|--------------------------|---|--------------------------|--|--------------------------|---|--------------------------|
|  | De ports canadiens à ports canadiens |                          | De ports canadiens à ports des Etats-Unis |                          | De ports des Etats-Unis à ports des Etats-Unis |                          | De ports des Etats-Unis à ports canadiens |                          |
|  | Up<br>En<br>montant                  | Down<br>En<br>descendant | Up<br>En<br>montant                       | Down<br>En<br>descendant | Up<br>En<br>montant                            | Down<br>En<br>descendant | Up<br>En<br>montant                       | Down<br>En<br>descendant |
| Passengers—Number.....                 | 11,693                               | 14,353                   | 70  | 1,164                    | 4,908  | 25,556                   | 39  | -                        |
|  | Tons<br>Tonnes                       | Tons<br>Tonnes           | Tons<br>Tonnes                            | Tons<br>Tonnes           | Tons<br>Tonnes                                 | Tons<br>Tonnes           | Tons<br>Tonnes                            | Tons<br>Tonnes           |
| <b>Agricultural Products—</b>          |                                      |                          |   |                          |  |                          |   |                          |
| Barley.....                            | -                                    | 92,268                   | -   | -                        | -  | 1,512                    | -   | -                        |
| Corn.....                              | 401                                  | -                        | -   | -                        | -  | 6,636                    | -   | 11,564                   |
| Oats.....                              | -                                    | 36,096                   | -   | 4,855                    | -  | -                        | -   | -                        |
| Rye.....                               | -                                    | 15,067                   | -   | 10,663                   | -  | -                        | -   | -                        |
| Fluxseed.....                          | -                                    | 16,004                   | -   | -                        | -  | -                        | -   | -                        |
| Wheat.....                             | -                                    | 520,978                  | -   | 75,106                   | -  | 1,770                    | -   | 95,390                   |
| Other grains.....                      | -                                    | 5,476                    | -   | -                        | -  | -                        | -   | -                        |
| Flour.....                             | 430                                  | 326,101                  | -   | -                        | -  | 23,006                   | -   | -                        |
| Hay and Straw.....                     | 25                                   | -                        | -   | -                        | -  | -                        | -   | -                        |
| Other mill products.....               | 38                                   | 182,625                  | -   | -                        | -  | -                        | -   | -                        |
| Fruit and vegetables.....              | 17                                   | -                        | -   | -                        | -  | -                        | -   | -                        |
| Potatoes.....                          | 110                                  | -                        | -   | -                        | -  | -                        | -   | -                        |
| Total.....                             | 1,021                                | 1,194,615                | -   | 90,624                   | -  | 32,924                   | -   | 106,954                  |
| <b>Animal Products—</b>                |                                      |                          |   |                          |  |                          |   |                          |
| Fish.....                              | 7                                    | 169                      | -   | -                        | -  | -                        | -   | -                        |
| Dressed meats.....                     | -                                    | -                        | -   | -                        | -  | -                        | -   | -                        |
| Other packing-house products.....      | -                                    | -                        | -   | -                        | -  | -                        | -   | -                        |
| All other animal products.....         | 28                                   | -                        | -   | -                        | -  | -                        | -   | -                        |
| Total.....                             | 35                                   | 169                      | -   | -                        | -  | -                        | -   | -                        |
| <b>Manufactures and miscellaneous—</b> |                                      |                          |   |                          |  |                          |   |                          |
| Gasoline.....                          | 94,999                               | 1,895                    | -   | -                        | -  | -                        | -   | -                        |
| Petroleum and other oils.....          | 39,400                               | 4,100                    | -   | -                        | 6,553  | -                        | -   | -                        |
| Agricultural implements.....           | 2,780                                | -                        | -   | -                        | -  | -                        | -   | -                        |
| Cement, brick, lime, plaster.....      | 2                                    | -                        | -   | -                        | -  | -                        | -   | -                        |
| Iron, pig and bloom.....               | 817                                  | 12,136                   | -   | -                        | -  | -                        | -   | 8,311                    |
| Iron and steel, other.....             | 13,028                               | 222                      | -   | -                        | 6,013  | 115                      | 1,043                                     | 2,806                    |
| Sugar.....                             | 20,168                               | 97                       | -   | -                        | -  | -                        | -   | -                        |
| Salt.....                              | 12,945                               | -                        | -   | -                        | 469  | -                        | 1,615                                     | -                        |
| Beverages.....                         | 4,234                                | -                        | -   | -                        | -  | -                        | -   | -                        |
| Autos and parts.....                   | 4,216                                | 2,159                    | -   | -                        | 4,737  | -                        | -   | -                        |
| Paper.....                             | 1,980                                | -                        | -   | 86,630                   | -  | 48                       | 700                                       | -                        |
| Wood pulp.....                         | 45                                   | -                        | -   | 12,262                   | -  | -                        | -   | -                        |
| Total.....                             | 194,614                              | 20,609                   | -   | 98,892                   | 17,772   | 163                      | 3,358                                     | 11,117                   |
| <b>Forest Products—</b>                |                                      |                          |   |                          |  |                          |   |                          |
| Pulpwood.....                          | 12,730                               | 29,476                   | -   | 93,964                   | -  | 34                       | -   | -                        |
| Logs, posts, poles, piling.....        | 5                                    | -                        | -   | 1,543                    | -  | 30                       | -   | -                        |
| Firewood.....                          | -                                    | 222                      | -   | -                        | -  | -                        | -   | -                        |
| Lumber, mill, cooperage stock.....     | 1                                    | -                        | -   | -                        | -  | 935                      | -   | 622                      |
| Other forest products.....             | -                                    | -                        | -   | -                        | -  | -                        | -   | -                        |
| Total.....                             | 12,736                               | 29,698                   | -   | 95,507                   | -  | 999                      | -   | 522                      |
| <b>Mine Products—</b>                  |                                      |                          |   |                          |  |                          |   |                          |
| Hard coal.....                         | -                                    | -                        | -   | -                        | -  | -                        | -   | -                        |
| Soft coal.....                         | -                                    | -                        | -   | -                        | 103,044  | -                        | 162,835                                   | -                        |
| Coke.....                              | -                                    | 10,503                   | -   | -                        | -  | -                        | 3,117                                     | -                        |
| Copper ore.....                        | -                                    | -                        | -   | -                        | -  | -                        | -   | -                        |
| Iron ore.....                          | -                                    | -                        | -   | -                        | -  | 111,449                  | -   | 2,551                    |
| Other ore.....                         | 260                                  | -                        | -   | -                        | -  | -                        | -   | -                        |
| Sand, gravel and stone.....            | 750                                  | 74,050                   | 9,659                                     | -                        | 6,158  | 4,520                    | -   | -                        |
| Total.....                             | 1,010                                | 84,553                   | 9,659                                     | -                        | 109,202  | 115,969                  | 165,952                                   | 2,551                    |
| All other freight.....                 | 289,427                              | 24,668                   | 2,524                                     | -                        | 32,069   | 8,108                    | 12,797                                    | -                        |
| Grand total.....                       | 498,843                              | 1,354,312                | 12,183                                    | 285,023                  | 159,043  | 158,163                  | 182,107                                   | 121,144                  |

Tons (2,000 lbs.) of cargo.



TABLEAU 18—Trafic sur le canal SAULT STE-MARIE en 1941

| Total                    |                                 | Grand Total         |                     | Compared with 1940<br>Comparé avec 1940 |                                  | Nomenclature                                |
|--------------------------|---------------------------------|---------------------|---------------------|---|----------------------------------|---|
| Up<br>—<br>En<br>montant | Down<br>—<br>En des-<br>cendant | 1941                | 1940                | Increase<br>—<br>Augmenta-<br>tion      | Decrease<br>—<br>Diminu-<br>tion |   |
| 16,710                   | 41,073                          | 57,783              | 31,664              | 26,119                                  | -                                | Passagers—Nombre.                           |
| Tons<br>—<br>Tonnes      | Tons<br>—<br>Tonnes             | Tons<br>—<br>Tonnes | Tons<br>—<br>Tonnes | Tons<br>—<br>Tonnes                     | Tons<br>—<br>Tonnes              | Produits agricoles—                         |
| -                        | 93,780                          | 93,780              | 96,940              | -                                       | 3,160                            | Orge.                                       |
| 401                      | 18,200                          | 18,601              | 4,357               | 14,244                                  | -                                | Mais.                                       |
| -                        | 40,951                          | 40,951              | 46,930              | -                                       | 5,979                            | Avoine.                                     |
| -                        | 25,730                          | 25,730              | 12,006              | 13,724                                  | -                                | Seigle.                                     |
| -                        | 16,004                          | 16,004              | 19,693              | -                                       | 3,689                            | Lin.  |
| -                        | 693,244                         | 693,244             | 403,284             | 289,960                                 | -                                | Blé.  |
| -                        | 5,476                           | 5,476               | 7,525               | -                                       | 2,049                            | Autres grains.                              |
| 300                      | 349,107                         | 349,537             | 358,831             | -                                       | 9,294                            | Farine.                                     |
| 26                       | -                               | 25                  | -                   | 25                                      | -                                | Foin et paille.                             |
| 38                       | 182,625                         | 182,663             | 112,697             | 69,966                                  | -                                | Autres produits de meunerie.                |
| 17                       | -                               | 17                  | 307                 | -                                       | 290                              | Fruits et légumes.                          |
| 110                      | -                               | 110                 | 167                 | -                                       | 57                               | Pommes de terre.                            |
| 1,021                    | 1,425,117                       | 1,426,138           | 1,062,737           | 363,401                                 | -                                | Total.                                      |
| 7                        | 169                             | 176                 | 184                 | -                                       | 8                                | Produits des animaux—                       |
| -                        | -                               | -                   | -                   | -                                       | -                                | Poisson.                                    |
| -                        | -                               | -                   | -                   | -                                       | 17                               | Viandes abattues.                           |
| 28                       | -                               | 28                  | 1,551               | -                                       | 1,523                            | Autres produits des fabricants de conserve. |
| 35                       | 169                             | 204                 | 1,752               | -                                       | 1,548                            | Tous autres produits des animaux.           |
| 94,999                   | 1,895                           | 96,894              | 50,886              | 46,008                                  | -                                | Manufactures—                               |
| 45,953                   | 4,100                           | 50,053              | 73,577              | -                                       | 23,524                           | Gazoline.                                   |
| 2,780                    | -                               | 2,780               | 3,302               | -                                       | 522                              | Pétrole et autres huiles.                   |
| 2                        | -                               | 2                   | 141                 | -                                       | 139                              | Instruments aratoires.                      |
| 817                      | 20,447                          | 21,264              | 54,040              | -                                       | 32,776                           | Ciment, briques, chaux et plâtre.           |
| 20,084                   | 3,143                           | 23,227              | 19,962              | 3,265                                   | -                                | Fer en gueuse et en saumon.                 |
| 20,168                   | 97                              | 20,265              | 24,843              | -                                       | 4,578                            | Tous autres fer et acier.                   |
| 15,029                   | -                               | 15,029              | 19,314              | -                                       | 4,285                            | Sucre.                                      |
| 4,234                    | -                               | 4,234               | 4,094               | 140                                     | -                                | Sel.  |
| 8,953                    | 2,159                           | 11,112              | 6,638               | 4,474                                   | -                                | Vins, liqueurs et bières.                   |
| 2,080                    | 86,678                          | 89,358              | 85,898              | 3,460                                   | -                                | Autos et pièces détachées.                  |
| 45                       | 12,262                          | 12,307              | 6,145               | 6,162                                   | -                                | Papier.                                     |
| 215,744                  | 130,781                         | 346,525             | 348,840             | -                                       | 2,315                            | Pulpe de bois.                              |
| 12,730                   | 123,474                         | 136,204             | 119,081             | 17,123                                  | -                                | Total.                                      |
| 5                        | 1,573                           | 1,578               | 1,278               | 300                                     | -                                | Produits forestiers—                        |
| -                        | 222                             | 222                 | -                   | 222                                     | -                                | Bois à pulpe.                               |
| 1                        | 1,457                           | 1,458               | 1,743               | -                                       | 285                              | Billots, poteaux, pieux, pilotis.           |
| -                        | -                               | -                   | 804                 | -                                       | 804                              | Bois de chauffage.                          |
| 12,736                   | 126,726                         | 139,462             | 122,906             | 16,556                                  | -                                | Stock de scierie et de tonnellerie.         |
| -                        | -                               | -                   | -                   | -                                       | -                                | Autres bois.                                |
| 265,879                  | -                               | 265,879             | 38,493              | 227,386                                 | 950                              | Produits miniers—                           |
| 3,117                    | 10,503                          | 13,620              | 17,234              | -                                       | 3,614                            | Houille anthracite.                         |
| -                        | -                               | -                   | 40                  | -                                       | -                                | Houille bitumineuse.                        |
| -                        | 114,000                         | 114,000             | 125                 | 113,875                                 | -                                | Coke.                                       |
| 260                      | -                               | 260                 | 119                 | 141                                     | -                                | Minerai de cuivre.                          |
| 16,567                   | 78,570                          | 95,137              | 51,676              | 43,461                                  | -                                | Minerai de fer.                             |
| 285,823                  | 203,073                         | 488,896             | 108,637             | 380,259                                 | -                                | Autres minerais.                            |
| 336,817                  | 32,776                          | 369,593             | 309,858             | 59,735                                  | -                                | Sable, etc.                                 |
| 852,176                  | 1,918,642                       | 2,770,818           | 1,954,730           | 816,088                                 | -                                | Total.                                      |
| -                        | -                               | -                   | -                   | -                                       | -                                | Marchandises non énumérées.                 |
| -                        | -                               | -                   | -                   | -                                       | -                                | Grand total.                                |

Tonnes (2,000 livres) des cargaisons.

TABLE 19—Through and Way Traffic on the Welland Ship Canal during 1941

| Commodities                            | From Canadian to Canadian Ports<br>De ports canadiens à ports canadiens |                  | From Canadian to United States Ports<br>De ports canadiens à ports des Etats-Unis |                | From United States to United States Ports<br>De ports des Etats-Unis à ports des Etats-Unis |                | From United States to Canadian Ports<br>De ports des Etats-Unis à ports canadiens |                  |
|--|---|------------------|---|----------------|---|----------------|---|------------------|
|  | Up  | Down             | Up  | Down           | Up  | Down           | Up  | Down             |
|  | En montant  | En descendant    | En montant  | En descendant  | En montant  | En descendant  | En montant  | En descendant    |
|  | Tons<br>Tonnes  | Tons<br>Tonnes   | Tons<br>Tonnes  | Tons<br>Tonnes | Tons<br>Tonnes  | Tons<br>Tonnes | Tons<br>Tonnes  | Tons<br>Tonnes   |
| Passengers—Number.....                 | -   | 224              | 785   | -              | 6   | 3              | -   | 570              |
| <b>Agricultural Products.....</b>      |   |                  |   |                |   |                |   |                  |
| Barley.....                            | 360   | 113,593          | -   | -              | -   | 1,428          | -   | -                |
| Corn.....                              | -   | 16,578           | -   | -              | -   | 121,096        | 2,880   | 119,005          |
| Oats.....                              | -   | 24,449           | -   | -              | -   | -              | -   | -                |
| Rye.....                               | -   | 8,399            | 3,780   | 13,740         | -   | 3,040          | -   | -                |
| Flaxseed.....                          | -   | 35,741           | -   | -              | 11,806  | -              | -   | -                |
| Wheat.....                             | 26,551  | 1,229,913        | 6,951   | 43,282         | -   | 126,960        | -   | 143,220          |
| Other grains.....                      | -   | 940              | -   | -              | -   | -              | -   | 1,384            |
| Flour.....                             | 950   | 210,659          | -   | -              | -   | -              | -   | 4,192            |
| Hay and Straw.....                     | -   | -                | -   | -              | -   | -              | -   | -                |
| Other mill products.....               | -   | 2,975            | -   | -              | -   | -              | -   | -                |
| Fruit and vegetables.....              | -   | -                | -   | -              | -   | -              | -   | -                |
| Potatoes.....                          | -   | -                | -   | -              | -   | -              | -   | -                |
| <b>Total.....</b>                      | <b>27,861</b>   | <b>1,643,247</b> | <b>10,731</b>   | <b>57,022</b>  | <b>11,806</b>   | <b>252,524</b> | <b>2,880</b>  | <b>268,301</b>   |
| <b>Animal Products—</b>                |   |                  |   |                |   |                |   |                  |
| Fish.....                              | -   | -                | -   | -              | -   | -              | -   | -                |
| Dressed meats.....                     | -   | -                | -   | -              | -   | -              | -   | -                |
| Other packing-house products.....      | -   | -                | -   | -              | -   | -              | -   | -                |
| All other animal products.....         | -   | -                | -   | -              | -   | -              | -   | -                |
| <b>Total.....</b>                      | <b>-</b>  | <b>-</b>         | <b>-</b>  | <b>-</b>       | <b>-</b>  | <b>-</b>       | <b>-</b>  | <b>-</b>         |
| <b>Manufactures and Miscellaneous—</b> |   |                  |   |                |   |                |   |                  |
| Gasoline.....                          | 142,387   | 318,250          | -   | -              | 64,012  | 26,635         | 2,900   | 116,926          |
| Petroleum and other oils.....          | 103,989   | 292,567          | -   | 300            | 51,589  | 90,477         | -   | 1,342,303        |
| Agricultural implements.....           | 2,101   | -                | -   | -              | -   | -              | -   | -                |
| Cement, brick, lime, plaster.....      | 5,156   | 7,834            | -   | -              | -   | 51,977         | -   | 9,458            |
| Iron, pig and bloom.....               | 2,345   | 26,187           | -   | -              | 1,135   | 30,308         | -   | 57,707           |
| Iron and steel, other.....             | 16,969  | 1,301            | -   | -              | 4,222   | 25,268         | 1,550   | 102,087          |
| Sugar.....                             | 30,678  | 612              | 287   | -              | 60,048  | -              | -   | -                |
| Salt.....                              | -   | 33,679           | -   | 9,890          | -   | -              | -   | 1,250            |
| Beverages.....                         | 2,474   | 2,179            | 380   | -              | 3,185   | -              | -   | 35               |
| Autos and parts.....                   | 574   | 1,736            | 2   | -              | 1,126   | 14,413         | -   | -                |
| Paper.....                             | 2,033   | 2,469            | 219,395   | -              | -   | -              | -   | 34               |
| Wood pulp.....                         | -   | -                | 16,526  | 2,907          | -   | -              | -   | -                |
| <b>Total.....</b>                      | <b>308,706</b>  | <b>686,814</b>   | <b>236,590</b>  | <b>13,097</b>  | <b>185,317</b>  | <b>239,078</b> | <b>4,450</b>  | <b>1,628,726</b> |
| <b>Forest Products—</b>                |   |                  |   |                |   |                |   |                  |
| Pulpwood.....                          | 196,472   | 146,598          | 158,786   | -              | -   | -              | -   | -                |
| Logs, posts, poles, piling.....        | -   | -                | -   | -              | -   | -              | -   | -                |
| Firewood.....                          | -   | -                | -   | -              | -   | -              | -   | -                |
| Lumber, mill, cooperage stock.....     | -   | -                | -   | -              | -   | 10,237         | -   | -                |
| Other forest products.....             | -   | -                | -   | -              | -   | -              | -   | -                |
| <b>Total.....</b>                      | <b>196,472</b>  | <b>146,598</b>   | <b>158,786</b>  | <b>-</b>       | <b>-</b>  | <b>10,237</b>  | <b>-</b>  | <b>-</b>         |
| <b>Mine Products—</b>                  |   |                  |   |                |   |                |   |                  |
| Hard coal.....                         | -   | -                | -   | -              | 53,076  | -              | 4,703   | -                |
| Soft coal.....                         | 18,546  | 2,601            | -   | -              | -   | 71,084         | -   | 4,852,208        |
| Coke.....                              | -   | 10,503           | -   | -              | -   | -              | -   | 121,120          |
| Copper ore.....                        | -   | -                | -   | -              | -   | -              | -   | -                |
| Iron ore.....                          | -   | -                | 4,775   | -              | -   | -              | -   | 1,236,675        |
| Other ore.....                         | 5,503   | 13,132           | 4,203   | -              | 3,392   | -              | -   | 84,623           |
| Sand, gravel and stone.....            | 63,426  | 76,201           | 5,575   | -              | -   | -              | -   | 88,215           |
| <b>Total.....</b>                      | <b>87,475</b>   | <b>102,437</b>   | <b>14,553</b>   | <b>-</b>       | <b>56,468</b>   | <b>71,084</b>  | <b>4,703</b>  | <b>6,362,741</b> |
| All other freight.....                 | 164,442   | 59,136           | 7,520   | -              | 30,311  | 83,394         | 1,711   | 74,907           |
| <b>Grand total.....</b>                | <b>784,956</b>  | <b>2,638,232</b> | <b>428,180</b>  | <b>70,119</b>  | <b>283,902</b>  | <b>656,317</b> | <b>13,744</b>   | <b>8,354,725</b> |

Tons (2,000 lbs.) of cargo.

\* Exclusive of 110 vessels of 79,991 net tons and 2,040 tons of freight using the lock at Port Dalhousie.

TABLEAU 19—Trafic direct et transbordé sur le canal maritime de Welland en 1941

| Total                    |                                 | Grand Total         |                     | Compared with 1940<br>—<br>Comparé avec 1940. |                             | Nomenclature                                |
|--------------------------|---------------------------------|---------------------|---------------------|---|-----------------------------|---|
| Up<br>—<br>En<br>montant | Down<br>—<br>En des-<br>cendant | 1941                | 1940                | Increase<br>—<br>Augmenta-<br>tion            | Decrease<br>—<br>Diminution |   |
| Tons<br>—<br>Tonnes      | Tons<br>—<br>Tonnes             | Tons<br>—<br>Tonnes | Tons<br>—<br>Tonnes | Tons<br>—<br>Tonnes                           | Tons<br>—<br>Tonnes         |   |
| 791                      | 797                             | 1,588               | 2,214               | -   | 626                         | Passagers—Nombre.                           |
| 360                      | 115,021                         | 115,381             | 167,648             | -   | 52,267                      | Produits agricoles—                         |
| 2,880                    | 259,679                         | 259,559             | 523,249             | -   | 263,690                     | Orge.                                       |
| -                        | 24,449                          | 24,449              | 52,404              | -   | 27,955                      | Mais.                                       |
| 3,780                    | 25,179                          | 28,959              | 30,038              | -   | 1,079                       | Avoine.                                     |
| 11,806                   | 35,741                          | 47,547              | 43,178              | 4,369   | -                           | Seigle.                                     |
| 22,502                   | 1,543,375                       | 1,576,877           | 1,824,001           | -   | 247,124                     | Lin.  |
| 450                      | 2,824                           | 2,824               | 8,197               | -   | 5,373                       | Blé.  |
| -                        | 214,851                         | 215,801             | 126,805             | 88,936  | -                           | Autres grains.                              |
| -                        | 2,975                           | 2,975               | 13,253              | -   | 10,278                      | Farine.                                     |
| -                        | -                               | -                   | 384                 | -   | 384                         | Foin et paille.                             |
| -                        | -                               | -                   | -                   | -   | -                           | Autres produits de meunerie—                |
| -                        | -                               | -                   | -                   | -   | -                           | Fruits et légumes.                          |
| -                        | -                               | -                   | -                   | -   | -                           | Pommes de terre.                            |
| 53,278                   | 2,221,094                       | 2,274,372           | 2,789,217           | -   | 514,845                     | Total.                                      |
| -                        | -                               | -                   | -                   | -   | -                           | Produits des animaux.                       |
| -                        | -                               | -                   | 68                  | -   | 68                          | Poisson.                                    |
| -                        | -                               | -                   | 1,500               | -   | 1,500                       | Viandes abattues.                           |
| -                        | -                               | -                   | 79                  | -   | 79                          | Autres produits des fabricants de conserve. |
| -                        | -                               | -                   | -                   | -   | -                           | Tous autres produits des animaux.           |
| -                        | -                               | -                   | 1,647               | -   | 1,647                       | Total.                                      |
| 209,299                  | 460,811                         | 670,110             | 606,342             | 63,768  | -                           | Manufactures—                               |
| 155,578                  | 1,725,647                       | 1,881,225           | 1,583,976           | 297,249                                       | -                           | Gazoline.                                   |
| 2,101                    | -                               | 2,101               | 2,810               | -   | 709                         | Pétrole et autres huiles.                   |
| 5,156                    | 69,289                          | 74,425              | 43,363              | 31,062  | -                           | Instruments aratoires.                      |
| 3,480                    | 114,202                         | 117,682             | 216,662             | -   | 98,980                      | Ciment, briques, chaux et plâtre.           |
| 22,741                   | 128,656                         | 151,397             | 335,412             | -   | 184,015                     | Fer en gueuse et en saumon.                 |
| 91,013                   | 612                             | 91,625              | 114,339             | -   | 22,714                      | Tous autres fer et acier.                   |
| -                        | 44,819                          | 44,819              | 49,269              | -   | 4,450                       | Sucre.                                      |
| 6,039                    | 2,214                           | 8,253               | 7,879               | 374   | -                           | Sel.  |
| 1,702                    | 16,149                          | 17,851              | 39,624              | -   | 21,773                      | Vins, liqueurs et bières.                   |
| 221,428                  | 2,479                           | 223,907             | 221,916             | 1,991   | -                           | Autos et pièces détachées.                  |
| 10,526                   | 2,907                           | 19,433              | 18,350              | 1,083   | -                           | Papier.                                     |
| 355,063                  | 2,567,765                       | 3,302,828           | 3,239,942           | 62,886  | -                           | Pulpe de bois.                              |
| 355,258                  | 140,598                         | 501,856             | 435,780             | 66,076  | -                           | Total.                                      |
| -                        | -                               | -                   | -                   | -   | -                           | Produits forestiers—                        |
| -                        | 10,237                          | 10,237              | 10,202              | 35  | -                           | Bois à pulpe.                               |
| -                        | -                               | -                   | -                   | -   | -                           | Billots, poteaux, pieux, pilotis.           |
| -                        | -                               | -                   | -                   | -   | -                           | Bois de chauffage.                          |
| -                        | -                               | -                   | -                   | -   | -                           | Stock de scierie et de tonnellerie.         |
| -                        | -                               | -                   | -                   | -   | -                           | Autres bois.                                |
| 355,258                  | 156,835                         | 512,093             | 445,982             | 66,111  | -                           | Total.                                      |
| 57,779                   | -                               | 57,779              | 22,204              | 35,575  | -                           | Produits miniers—                           |
| 18,546                   | 4,925,893                       | 4,944,439           | 4,561,754           | 382,685                                       | -                           | Houille anthracite.                         |
| -                        | 131,623                         | 131,623             | 290,636             | -   | 159,013                     | Houille bitumineuse.                        |
| -                        | -                               | -                   | 9,184               | -   | 9,184                       | Coke.                                       |
| 4,775                    | 1,236,675                       | 1,241,450           | 767,009             | 473,841                                       | -                           | Minerai de cuivre.                          |
| 13,098                   | 97,655                          | 110,753             | 125,297             | -   | 14,544                      | Minerai de fer.                             |
| 69,001                   | 164,416                         | 233,417             | 220,434             | 12,983  | -                           | Autres minerais.                            |
| 163,199                  | 6,556,262                       | 6,719,461           | 5,997,118           | 722,343                                       | -                           | Sable, etc.                                 |
| 203,984                  | 217,437                         | 421,421             | 432,568             | -   | 11,147                      | Total.                                      |
| 1,510,782                | 11,719,393                      | 13,230,175          | 12,906,474          | 323,701                                       | -                           | Marchandises, non énumérées.                |
|                          |                                 |                     |                     |   |                             | Grand total.                                |

Tonnes (2,000 livres) des cargaisons.

A l'exclusion de 110 vaisseaux d'un déplacement de 79,991 tonnes et 2,040 tonnes de fret passant par l'écluse de Port Dalhousie.

TABLE 20—Through traffic on the WELLAND Ship Canal during 1941

| Commodities                            | From Canadian to Canadian Ports      |                            | From Canadian to United States Ports      |                            | From United States to United States Ports      |                            | From United States to Canadian Ports      |                            |
|--|--------------------------------------|----------------------------|---|----------------------------|--|----------------------------|---|----------------------------|
|  | De ports canadiens à ports canadiens |                            | De ports canadiens à ports des Etats-Unis |                            | De ports des Etats-Unis à ports des Etats-Unis |                            | De ports des Etats-Unis à ports canadiens |                            |
|  | Up<br>—<br>En montant                | Down<br>—<br>En descendant | Up<br>—<br>En montant                     | Down<br>—<br>En descendant | Up<br>—<br>En montant                          | Down<br>—<br>En descendant | Up<br>—<br>En montant                     | Down<br>—<br>En descendant |
| Passengers—Number                      | -                                    | 224                        | 780                                       | -                          | 6  | 3                          | -   | 570                        |
|  | Tons<br>Tonnes                       | Tons<br>Tonnes             | Tons<br>Tonnes                            | Tons<br>Tonnes             | Tons<br>Tonnes                                 | Tons<br>Tonnes             | Tons<br>Tonnes                            | Tons<br>Tonnes             |
| <b>Agricultural Products—</b>          |                                      |                            |   |                            |  |                            |   |                            |
| Barley                                 | 360                                  | 113,593                    | -   | -                          | -  | 1,428                      | -   | -                          |
| Corn                                   | -                                    | 16,578                     | -   | -                          | -  | 121,096                    | 2,880                                     | 116,172                    |
| Oats                                   | -                                    | 24,449                     | -   | -                          | -  | -                          | -   | -                          |
| Rye                                    | -                                    | 4,619                      | -   | 13,740                     | -  | 3,040                      | -   | -                          |
| Flaxseed                               | -                                    | 35,741                     | -   | -                          | 11,806   | -                          | -   | -                          |
| Wheat                                  | 1,336                                | 1,058,106                  | -   | 43,282                     | -  | 126,960                    | -   | 108,242                    |
| Other grains                           | -                                    | 940                        | -   | -                          | -  | -                          | -   | 1,284                      |
| Flour                                  | -                                    | 207,834                    | -   | -                          | -  | -                          | -   | 4,192                      |
| Hay and Straw                          | -                                    | -                          | -   | -                          | -  | -                          | -   | -                          |
| Other mill products                    | -                                    | 2,976                      | -   | -                          | -  | -                          | -   | -                          |
| Fruit and vegetables                   | -                                    | -                          | -   | -                          | -  | -                          | -   | -                          |
| Potatoes                               | -                                    | -                          | -   | -                          | -  | -                          | -   | -                          |
| <b>Total</b>                           | <b>1,696</b>                         | <b>1,464,835</b>           | <b>-</b>                                  | <b>57,022</b>              | <b>11,806</b>                                  | <b>252,524</b>             | <b>2,880</b>                              | <b>230,490</b>             |
| <b>Animal Products—</b>                |                                      |                            |   |                            |  |                            |   |                            |
| Fish                                   | -                                    | -                          | -   | -                          | -  | -                          | -   | -                          |
| Dressed meats                          | -                                    | -                          | -   | -                          | -  | -                          | -   | -                          |
| Other packing-house products           | -                                    | -                          | -   | -                          | -  | -                          | -   | -                          |
| All other animal products              | -                                    | -                          | -   | -                          | -  | -                          | -   | -                          |
| <b>Total</b>                           | <b>-</b>                             | <b>-</b>                   | <b>-</b>                                  | <b>-</b>                   | <b>-</b>                                       | <b>-</b>                   | <b>-</b>                                  | <b>-</b>                   |
| <b>Manufactures and Miscellaneous—</b> |                                      |                            |   |                            |  |                            |   |                            |
| Gasoline                               | 104,863                              | 301,200                    | -   | -                          | 64,012   | 26,635                     | 2,900                                     | 115,926                    |
| Petroleum and other oils               | 100,229                              | 242,439                    | -   | 300                        | 51,589   | 90,477                     | -   | 1,342,303                  |
| Agricultural implements                | 2,101                                | -                          | -   | -                          | -  | -                          | -   | -                          |
| Cement, brick, lime, plaster           | 5,156                                | 7,834                      | -   | -                          | -  | 51,977                     | -   | 9,458                      |
| Iron, pig and bloom                    | 365                                  | 24,207                     | -   | -                          | 1,135  | 30,308                     | -   | 57,707                     |
| Iron and steel, other                  | 10,612                               | 372                        | -   | -                          | 4,222  | 25,268                     | -   | 58,285                     |
| Sugar                                  | 27,614                               | 14                         | 287                                       | -                          | 60,048   | -                          | -   | -                          |
| Salt                                   | -                                    | 33,679                     | -   | 9,890                      | -  | -                          | -   | 1,250                      |
| Beverages                              | 1,268                                | 39                         | 380                                       | -                          | 3,185  | -                          | -   | 35                         |
| Autos and parts                        | 487                                  | 1,725                      | -   | -                          | 1,126  | 14,413                     | -   | -                          |
| Paper                                  | 1,558                                | -                          | 96,540                                    | -                          | -  | -                          | -   | 10                         |
| Wood pulp                              | -                                    | -                          | 16,526                                    | 2,907                      | -  | -                          | -   | -                          |
| <b>Total</b>                           | <b>254,253</b>                       | <b>611,509</b>             | <b>113,739</b>                            | <b>13,097</b>              | <b>185,817</b>                                 | <b>239,078</b>             | <b>2,900</b>                              | <b>1,584,974</b>           |
| <b>Forest Products—</b>                |                                      |                            |   |                            |  |                            |   |                            |
| Pulpwood                               | -                                    | -                          | 158,786                                   | -                          | -  | -                          | -   | -                          |
| Logs, posts, poles, piling             | -                                    | -                          | -   | -                          | -  | -                          | -   | -                          |
| Firewood                               | -                                    | -                          | -   | -                          | -  | -                          | -   | -                          |
| Lumber, mill, cooperage stock          | -                                    | -                          | -   | -                          | -  | 10,237                     | -   | -                          |
| Other forest products                  | -                                    | -                          | -   | -                          | -  | -                          | -   | -                          |
| <b>Total</b>                           | <b>-</b>                             | <b>-</b>                   | <b>158,786</b>                            | <b>-</b>                   | <b>-</b>                                       | <b>10,237</b>              | <b>-</b>                                  | <b>-</b>                   |
| <b>Mine Products—</b>                  |                                      |                            |   |                            |  |                            |   |                            |
| Hard coal                              | -                                    | -                          | -   | -                          | 53,076   | -                          | 4,703                                     | -                          |
| Soft coal                              | 11,066                               | 2,601                      | -   | -                          | -  | 71,084                     | -   | 4,098,388                  |
| Coke                                   | -                                    | 10,503                     | -   | -                          | -  | -                          | -   | 116,320                    |
| Copper ore                             | -                                    | -                          | -   | -                          | -  | -                          | -   | -                          |
| Iron ore                               | -                                    | -                          | 4,775                                     | -                          | -  | -                          | -   | 1,236,675                  |
| Other ore                              | 3,033                                | -                          | 4,203                                     | -                          | 3,392  | -                          | -   | 84,523                     |
| Sand, gravel and stone                 | 10,276                               | 700                        | 5,575                                     | -                          | -  | -                          | -   | 65,555                     |
| <b>Total</b>                           | <b>24,375</b>                        | <b>13,804</b>              | <b>14,553</b>                             | <b>-</b>                   | <b>56,468</b>                                  | <b>71,084</b>              | <b>4,703</b>                              | <b>5,601,456</b>           |
| All other freight                      | 150,493                              | 46,015                     | 7,519                                     | -                          | 30,311   | 83,394                     | 1,711                                     | 52,574                     |
| <b>Grand total</b>                     | <b>430,817</b>                       | <b>2,136,163</b>           | <b>294,597</b>                            | <b>70,119</b>              | <b>283,902</b>                                 | <b>656,317</b>             | <b>12,194</b>                             | <b>7,469,494</b>           |

Tons (2,000 lbs.) of cargo.

TABLEAU 20—Trafic direct sur le canal maritime de WELAND en 1941

| Total                    |                                 | Grand Total         |                     | Compared with 1940<br>Comparé avec 1940. |                             | Nomenclature                                |
|--------------------------|---------------------------------|---------------------|---------------------|--|-----------------------------|---|
| Up<br>—<br>En<br>montant | Down<br>—<br>En des-<br>cendant | 1941                | 1940                | Increase<br>—<br>Augmenta-<br>tion       | Decrease<br>—<br>Diminution |   |
| 786                      | 797                             | 1,583               | 2,214               | -  | 631                         | Passagers—Nombre.                           |
| Tons<br>—<br>Tonnes      | Tons<br>—<br>Tonnes             | Tons<br>—<br>Tonnes | Tons<br>—<br>Tonnes | Tons<br>—<br>Tonnes                      | Tons<br>—<br>Tonnes         | Produits agricoles—                         |
| 360                      | 115,021                         | 115,381             | 162,294             | -  | 46,913                      | Orge.                                       |
| 2,880                    | 253,846                         | 256,726             | 523,249             | -  | 266,523                     | Mais.                                       |
| -                        | 24,449                          | 24,449              | 46,255              | -  | 21,806                      | Avoine.                                     |
| -                        | 21,399                          | 21,399              | 27,782              | -  | 6,383                       | Seigle.                                     |
| 11,806                   | 35,741                          | 47,547              | 35,184              | 12,363                                   | -                           | Lin.  |
| 1,336                    | 1,336,590                       | 1,337,926           | 1,689,251           | -  | 351,325                     | Blé.  |
| -                        | 2,824                           | 2,824               | 8,197               | -  | 5,373                       | Autres grains.                              |
| -                        | 212,026                         | 212,026             | 126,403             | 85,623                                   | -                           | Farine.                                     |
| -                        | -                               | -                   | -                   | -  | -                           | Foin et paille.                             |
| -                        | 2,975                           | 2,975               | 11,183              | -  | 8,208                       | Autres produits de meunerie.                |
| -                        | -                               | -                   | 384                 | -  | -                           | Fruits et légumes.                          |
| -                        | -                               | -                   | -                   | -  | -                           | Pommes de terre.                            |
| 16,382                   | 2,004,871                       | 2,021,253           | 2,630,182           | -  | 608,929                     | Total.                                      |
| -                        | -                               | -                   | -                   | -  | -                           | Produits des animaux—                       |
| -                        | -                               | -                   | 68                  | -  | 68                          | Poisson.                                    |
| -                        | -                               | -                   | 1,500               | -  | 1,500                       | Viandes abattues.                           |
| -                        | -                               | -                   | 79                  | -  | 79                          | Autres produits des fabricants de conserve. |
| -                        | -                               | -                   | -                   | -  | -                           | Tous autres produits des animaux.           |
| -                        | -                               | -                   | 1,647               | -  | 1,647                       | Total.                                      |
| 171,775                  | 443,761                         | 615,536             | 558,788             | 56,748                                   | -                           | Manufactures—                               |
| 151,818                  | 1,675,519                       | 1,827,337           | 1,544,588           | 282,749                                  | -                           | Gazoline.                                   |
| 2,101                    | -                               | 2,101               | 2,810               | -  | 709                         | Pétrole et autres huiles.                   |
| 5,156                    | 69,269                          | 74,425              | 43,363              | 31,062                                   | -                           | Instruments aratoires.                      |
| 1,500                    | 112,222                         | 113,722             | 203,480             | -  | 89,758                      | Ciment, briques, chaux et plâtre.           |
| 14,834                   | 83,925                          | 98,759              | 269,926             | -  | 171,167                     | Fer en gueuse et en suumon.                 |
| 87,949                   | 14                              | 87,963              | 109,977             | -  | 22,014                      | Tous autres fer et acier.                   |
| -                        | 44,819                          | 44,819              | 49,144              | -  | 4,325                       | Sucre.                                      |
| 4,833                    | 74                              | 4,907               | 3,165               | 1,742                                    | -                           | Sel.  |
| 1,613                    | 16,138                          | 17,751              | 39,584              | -  | 21,833                      | Vins, liqueurs et bières.                   |
| 98,104                   | 10                              | 98,114              | 92,283              | 5,831                                    | -                           | Autos et pièces détachées.                  |
| 16,526                   | 2,907                           | 19,433              | 18,350              | 1,083                                    | -                           | Papier.                                     |
| -                        | -                               | -                   | -                   | -  | -                           | Pulpe de bois.                              |
| 334,369                  | 2,448,658                       | 3,004,867           | 2,935,458           | 69,409                                   | -                           | Total.                                      |
| 13,790                   | -                               | 158,786             | 130,789             | 27,997                                   | -                           | Produits forestiers—                        |
| -                        | -                               | -                   | -                   | -  | -                           | Bois à pulpe.                               |
| -                        | -                               | -                   | -                   | -  | -                           | Billots, poteaux, pieux, pilotis.           |
| -                        | 10,237                          | 10,237              | 10,202              | 35                                       | -                           | Bois de chauffage.                          |
| -                        | -                               | -                   | -                   | -  | -                           | Stock de scierie et de tonnellerie.         |
| -                        | -                               | -                   | -                   | -  | -                           | Autres bois.                                |
| 158,786                  | 10,237                          | 169,023             | 140,991             | 28,032                                   | -                           | Total.                                      |
| 57,779                   | -                               | 57,779              | 22,204              | 35,575                                   | -                           | Produits miniers—                           |
| 11,068                   | 4,172,068                       | 4,183,134           | 4,195,034           | -  | 11,900                      | Houille anthracite.                         |
| -                        | 126,823                         | 126,823             | 262,379             | -  | 135,556                     | Houille bitumineuse.                        |
| -                        | -                               | -                   | 9,184               | -  | 9,184                       | Coke.                                       |
| 4,775                    | 1,238,875                       | 1,241,450           | 749,355             | 492,095                                  | -                           | Minéral de cuivre.                          |
| 10,828                   | 84,523                          | 95,151              | 65,762              | 29,389                                   | -                           | Minéral de fer.                             |
| 15,851                   | 66,255                          | 82,106              | 102,742             | -  | 20,636                      | Autres minerais.                            |
| -                        | -                               | -                   | -                   | -  | -                           | Sable, etc.                                 |
| 100,099                  | 5,686,344                       | 5,786,443           | 5,406,660           | 379,783                                  | -                           | Total.                                      |
| 180,034                  | 181,983                         | 372,017             | 396,058             | -  | 24,041                      | Marchandises non énumérées.                 |
| 1,021,510                | 10,332,093                      | 11,353,603          | 11,510,996          | -  | 157,393                     | Grand total.                                |

Tonnes (2,000 livres) des cargaisons.

TABLE 21—Way Traffic on the WELLAND SHIP Canal during 1941

| Commodities                            | From Canadian to Canadian Ports      |                       | From Canadian to United States Ports      |                       | From United States to United States Ports      |                       | From United States to Canadian Ports      |                       |
|--|--------------------------------------|-----------------------|---|-----------------------|--|-----------------------|---|-----------------------|
|  | De ports canadiens à ports canadiens |                       | De ports canadiens à ports des Etats-Unis |                       | De ports des Etats-Unis à ports des Etats-Unis |                       | De ports des Etats-Unis à ports canadiens |                       |
|  | Up<br>En montant                     | Down<br>En descendant | Up<br>En montant                          | Down<br>En descendant | Up<br>En montant                               | Down<br>En descendant | Up<br>En montant                          | Down<br>En descendant |
| Passengers—Number                      | -                                    | -                     | 5   | -                     | -  | -                     | -   | -                     |
|  | Tons                                 | Tons                  | Tons                                      | Tons                  | Tons   | Tons                  | Tons                                      | Tons                  |
|  | Tonnes                               | Tonnes                | Tonnes                                    | Tonnes                | Tonnes   | Tonnes                | Tonnes                                    | Tonnes                |
| <b>Agricultural Products—</b>          |                                      |                       |   |                       |  |                       |   |                       |
| Barley                                 | -                                    | -                     | -   | -                     | -  | -                     | -   | -                     |
| Corn                                   | -                                    | -                     | -   | -                     | -  | -                     | -   | 2,833                 |
| Oats                                   | -                                    | -                     | -   | -                     | -  | -                     | -   | -                     |
| Rye                                    | -                                    | 3,780                 | 3,780                                     | -                     | -  | -                     | -   | -                     |
| Flaxseed                               | -                                    | -                     | -   | -                     | -  | -                     | -   | -                     |
| Wheat                                  | 25,215                               | 171,807               | 6,951                                     | -                     | -  | -                     | -   | 34,978                |
| Other grains                           | -                                    | -                     | -   | -                     | -  | -                     | -   | -                     |
| Flour                                  | 950                                  | 2,825                 | -   | -                     | -  | -                     | -   | -                     |
| Hay and Straw                          | -                                    | -                     | -   | -                     | -  | -                     | -   | -                     |
| Other mill products                    | -                                    | -                     | -   | -                     | -  | -                     | -   | -                     |
| Fruit and vegetables                   | -                                    | -                     | -   | -                     | -  | -                     | -   | -                     |
| Potatoes                               | -                                    | -                     | -   | -                     | -  | -                     | -   | -                     |
| Total                                  | 26,165                               | 178,412               | 10,731                                    | -                     | -  | -                     | -   | 37,811                |
| <b>Animal Products—</b>                |                                      |                       |   |                       |  |                       |   |                       |
| Fish                                   | -                                    | -                     | -   | -                     | -  | -                     | -   | -                     |
| Dressed meats                          | -                                    | -                     | -   | -                     | -  | -                     | -   | -                     |
| Other packing-house products           | -                                    | -                     | -   | -                     | -  | -                     | -   | -                     |
| All other animal products              | -                                    | -                     | -   | -                     | -  | -                     | -   | -                     |
| Total                                  | -                                    | -                     | -   | -                     | -  | -                     | -   | -                     |
| <b>Manufactures and Miscellaneous—</b> |                                      |                       |   |                       |  |                       |   |                       |
| Gasoline                               | 37,524                               | 17,050                | -   | -                     | -  | -                     | -   | -                     |
| Petroleum and other oils               | 3,760                                | 50,128                | -   | -                     | -  | -                     | -   | -                     |
| Agricultural implements                | -                                    | -                     | -   | -                     | -  | -                     | -   | -                     |
| Cement, brick, lime, plaster           | -                                    | -                     | -   | -                     | -  | -                     | -   | -                     |
| Iron, pig and bloom                    | 1,980                                | 1,980                 | -   | -                     | -  | -                     | -   | -                     |
| Iron and steel, other                  | 6,357                                | 929                   | -   | -                     | -  | -                     | 1,550                                     | 43,802                |
| Sugar                                  | 3,064                                | 598                   | -   | -                     | -  | -                     | -   | -                     |
| Salt                                   | -                                    | -                     | -   | -                     | -  | -                     | -   | -                     |
| Beverages                              | 1,206                                | 2,140                 | -   | -                     | -  | -                     | -   | -                     |
| Autos and parts                        | 87                                   | 11                    | 2   | -                     | -  | -                     | -   | -                     |
| Paper                                  | 475                                  | 2,469                 | 122,849                                   | -                     | -  | -                     | -   | -                     |
| Wood pulp                              | -                                    | -                     | -   | -                     | -  | -                     | -   | -                     |
| Total                                  | 54,453                               | 75,305                | 122,851                                   | -                     | -  | -                     | 1,550                                     | 43,802                |
| <b>Forest Products—</b>                |                                      |                       |   |                       |  |                       |   |                       |
| Pulpwood                               | 196,472                              | 146,598               | -   | -                     | -  | -                     | -   | -                     |
| Logs, posts, poles, piling             | -                                    | -                     | -   | -                     | -  | -                     | -   | -                     |
| Firewood                               | -                                    | -                     | -   | -                     | -  | -                     | -   | -                     |
| Lumber, mill, cooperage stock          | -                                    | -                     | -   | -                     | -  | -                     | -   | -                     |
| Other forest products                  | -                                    | -                     | -   | -                     | -  | -                     | -   | -                     |
| Total                                  | 196,472                              | 146,598               | -   | -                     | -  | -                     | -   | -                     |
| <b>Mine Products—</b>                  |                                      |                       |   |                       |  |                       |   |                       |
| Hard coal                              | -                                    | -                     | -   | -                     | -  | -                     | -   | -                     |
| Soft coal                              | 7,480                                | -                     | -   | -                     | -  | -                     | -   | 753,825               |
| Coke                                   | -                                    | -                     | -   | -                     | -  | -                     | -   | 4,800                 |
| Copper ore                             | -                                    | -                     | -   | -                     | -  | -                     | -   | -                     |
| Iron ore                               | -                                    | -                     | -   | -                     | -  | -                     | -   | -                     |
| Other ore                              | 2,470                                | 13,132                | -   | -                     | -  | -                     | -   | -                     |
| Sand, gravel and stone                 | 53,150                               | 75,501                | -   | -                     | -  | -                     | -   | 22,660                |
| Total                                  | 63,100                               | 88,633                | -   | -                     | -  | -                     | -   | 781,285               |
| All other freight                      | 13,949                               | 13,121                | 1   | -                     | -  | -                     | -   | 22,333                |
| Grand total                            | 354,139                              | 502,069               | 133,583                                   | -                     | -  | -                     | 1,550                                     | 885,231               |

Tons (2,000 lbs.) of cargo.

TABLEAU 21—Trafic transbordé sur le canal maritime de WELLAND en 1941

| Total                    |                                 | Grand total         |                     | Compared with 1940<br>Comparé avec 1940 |                                   | Nomenclature                                |
|--------------------------|---------------------------------|---------------------|---------------------|---|-----------------------------------|---|
| Up<br>—<br>En<br>montant | Down<br>—<br>En des-<br>cendant | 1941                | 1940                | Increase<br>—<br>Augmenta-<br>tion      | Decrease<br>—<br>Diminua-<br>tion |   |
| Tons<br>—<br>Tonnes      | Tons<br>—<br>Tonnes             | Tons<br>—<br>Tonnes | Tons<br>—<br>Tonnes | Tons<br>—<br>Tonnes                     | Tons<br>—<br>Tonnes               |   |
| 5                        | —                               | 5                   | —                   | 5                                       | —                                 | Passagers—Nombre.                           |
| —                        | —                               | —                   | 5,354               | —                                       | 5,354                             | Produits agricoles—                         |
| —                        | 2,833                           | 2,833               | —                   | 2,833                                   | —                                 | Orge.                                       |
| —                        | —                               | —                   | 6,149               | —                                       | 6,149                             | Mais.                                       |
| 3,780                    | 3,780                           | 7,560               | 2,256               | 5,304                                   | —                                 | Avoine.                                     |
| —                        | —                               | —                   | 7,994               | —                                       | 7,994                             | Seigle.                                     |
| 22,156                   | 206,785                         | 238,951             | 134,750             | 104,201                                 | —                                 | Lin.  |
| —                        | —                               | —                   | —                   | —                                       | —                                 | Blé.  |
| —                        | 2,825                           | 3,775               | 462                 | 3,313                                   | —                                 | Autres grains.                              |
| —                        | —                               | —                   | —                   | —                                       | —                                 | Farine.                                     |
| —                        | —                               | —                   | 2,070               | —                                       | 2,070                             | Foin et paille.                             |
| —                        | —                               | —                   | —                   | —                                       | —                                 | Autres produits de meunerie.                |
| —                        | —                               | —                   | —                   | —                                       | —                                 | Fruits et légumes.                          |
| —                        | —                               | —                   | —                   | —                                       | —                                 | Pommes de terre.                            |
| 36,896                   | 216,223                         | 253,119             | 159,035             | 94,084                                  | —                                 | Total.                                      |
| —                        | —                               | —                   | —                   | —                                       | —                                 | Produits des animaux—                       |
| —                        | —                               | —                   | —                   | —                                       | —                                 | Poisson.                                    |
| —                        | —                               | —                   | —                   | —                                       | —                                 | Viandes abattues.                           |
| —                        | —                               | —                   | —                   | —                                       | —                                 | Autres produits des fabricants de conserve. |
| —                        | —                               | —                   | —                   | —                                       | —                                 | Tous autres produits des animaux.           |
| —                        | —                               | —                   | —                   | —                                       | —                                 | Total.                                      |
| 37,524                   | 17,050                          | 54,574              | 47,554              | 7,020                                   | —                                 | Manufactures—                               |
| 3,760                    | 50,128                          | 53,888              | 39,388              | 14,500                                  | —                                 | Gazoline.                                   |
| —                        | —                               | —                   | —                   | —                                       | —                                 | Pétrole et autres huiles.                   |
| —                        | —                               | —                   | —                   | —                                       | —                                 | Instruments aratoires.                      |
| 1,980                    | 1,980                           | 3,960               | 13,182              | —                                       | 9,222                             | Ciment, briques, chaux et plâtre.           |
| 7,907                    | 44,731                          | 52,638              | 65,486              | —                                       | 12,848                            | Fer en gueuse et en saumon.                 |
| 3,064                    | 598                             | 3,662               | 4,362               | —                                       | 700                               | Tous autres fer et acier.                   |
| —                        | —                               | —                   | 125                 | —                                       | 125                               | Sucre.                                      |
| 1,206                    | 2,140                           | 3,346               | 4,714               | —                                       | 1,368                             | Sel.  |
| 89                       | 11                              | 100                 | 40                  | 60                                      | —                                 | Vins, liqueurs et bières.                   |
| 23,324                   | 2,469                           | 125,793             | 129,633             | —                                       | 3,840                             | Autos et pièces détachées.                  |
| —                        | —                               | —                   | —                   | —                                       | —                                 | Papier.                                     |
| —                        | —                               | —                   | —                   | —                                       | —                                 | Pulpe de bois.                              |
| 475,554                  | 119,107                         | 297,961             | 304,484             | —                                       | 6,523                             | Total.                                      |
| 196,472                  | 146,598                         | 343,070             | 304,991             | 38,079                                  | —                                 | Produits forestiers—                        |
| —                        | —                               | —                   | —                   | —                                       | —                                 | Bois à pulpe.                               |
| —                        | —                               | —                   | —                   | —                                       | —                                 | Billets, poteaux, pieux, pilotis.           |
| —                        | —                               | —                   | —                   | —                                       | —                                 | Bois de chauffage.                          |
| —                        | —                               | —                   | —                   | —                                       | —                                 | Stock de scierie et de tonnellerie.         |
| —                        | —                               | —                   | —                   | —                                       | —                                 | Autres bois.                                |
| 196,472                  | 146,598                         | 343,070             | 304,991             | 38,079                                  | —                                 | Total.                                      |
| —                        | —                               | —                   | —                   | —                                       | —                                 | Produits miniers—                           |
| 7,480                    | 753,825                         | 761,305             | 366,720             | 394,585                                 | —                                 | Houille anthracite.                         |
| —                        | 4,800                           | 4,800               | 28,257              | —                                       | 23,457                            | Houille bitumineuse.                        |
| —                        | —                               | —                   | —                   | —                                       | —                                 | Coke.                                       |
| —                        | —                               | —                   | 18,254              | —                                       | 18,254                            | Minéral de cuivre.                          |
| 2,470                    | 13,132                          | 15,602              | 59,535              | —                                       | 43,933                            | Minéral de fer.                             |
| 53,150                   | 98,161                          | 151,311             | 117,692             | 33,619                                  | —                                 | Autres minerais.                            |
| —                        | —                               | —                   | —                   | —                                       | —                                 | Sable, etc.                                 |
| 63,100                   | 869,918                         | 933,018             | 590,458             | 342,560                                 | —                                 | Total.                                      |
| 13,950                   | 35,454                          | 49,404              | 36,510              | 12,894                                  | —                                 | Marchandises non énumérées.                 |
| 489,272                  | 1,387,300                       | 1,876,572           | 1,395,478           | 481,094                                 | —                                 | Grand total.                                |

Tonnes (2,000 livres) des cargaisons

TABLE 22—Through and Way Traffic on the ST. LAWRENCE Canals during 1941

| Commodities                            | From Canadian to Canadian Ports<br>De ports canadiens à ports canadiens |               | From Canadian to United States Ports<br>De ports canadiens à ports des Etats-Unis |               | From United States to United States Ports<br>De ports des Etats-Unis à ports des Etats-Unis |               | From United States to Canadian Ports<br>De ports des Etats-Unis à ports canadiens |               |
|--|---|---------------|---|---------------|---|---------------|---|---------------|
|  | Up  | Down          | Up  | Down          | Up  | Down          | Up  | Down          |
|  | En montant  | En descendant | En montant  | En descendant | En montant  | En descendant | En montant  | En descendant |
|  | Tons  | Tons          | Tons  | Tons          | Tons  | Tons          | Tons  | Tons          |
|  | Tonnes  | Tonnes        | Tonnes  | Tonnes        | Tonnes  | Tonnes        | Tonnes  | Tonnes        |
| Passengers—Number                      | 117   | 467           | -   | -             | -   | -             | 7   | 9             |
| <b>Agricultural Products—</b>          |   |               |   |               |   |               |   |               |
| Barley                                 | -   | 50,139        | -   | -             | -   | -             | -   | -             |
| Corn                                   | -   | 55,113        | -   | -             | -   | -             | -   | 60,382        |
| Oats                                   | -   | 2,450         | -   | -             | -   | -             | -   | -             |
| Rye                                    | -   | 2,619         | -   | -             | -   | -             | -   | -             |
| Flaxseed                               | -   | 31,465        | -   | -             | -   | -             | -   | -             |
| Wheat                                  | 5,444   | 839,805       | -   | -             | -   | -             | -   | 54,155        |
| Other grains                           | -   | 21,867        | -   | -             | -   | -             | 1,127   | -             |
| Flour                                  | -   | 141,002       | -   | 3,331         | -   | 4,192         | -   | -             |
| Hay and Straw                          | -   | 746           | -   | -             | -   | -             | -   | -             |
| Other mill products                    | -   | 1,466         | -   | -             | -   | -             | -   | -             |
| Fruit and vegetables                   | -   | -             | -   | -             | -   | -             | -   | -             |
| Potatoes                               | -   | -             | -   | -             | -   | -             | -   | -             |
| Total                                  | 5,444   | 1,146,175     | -   | 3,331         | -   | 4,192         | 1,127   | 114,535       |
| <b>Animal Products—</b>                |   |               |   |               |   |               |   |               |
| Fish                                   | -   | 80            | -   | -             | -   | -             | 96  | -             |
| Dressed meats                          | -   | -             | -   | 50            | -   | -             | -   | -             |
| Other packing-house products           | -   | -             | -   | -             | -   | -             | -   | -             |
| All other animal products              | -   | 5,579         | -   | -             | -   | -             | -   | -             |
| Total                                  | -   | 5,659         | -   | 50            | -   | -             | 96  | -             |
| <b>Manufactures and Miscellaneous—</b> |   |               |   |               |   |               |   |               |
| Gasoline                               | 374,690   | 16,853        | -   | -             | -   | -             | -   | 19,448        |
| Petroleum and other oils               | 178,478   | 187,068       | -   | 483           | -   | -             | 255   | 375,561       |
| Agricultural implements                | 20  | 3,897         | -   | -             | -   | -             | -   | -             |
| Cement, brick, lime, plaster           | 6,111   | 9,438         | -   | 40            | -   | -             | -   | -             |
| Iron, pig and bloom                    | 70  | 7,485         | -   | -             | -   | -             | -   | 2,811         |
| Iron and steel, other                  | 11,940  | 28,559        | -   | 328           | -   | -             | 110   | 31,194        |
| Sugar                                  | 73,699  | 2,541         | 287   | -             | -   | -             | -   | -             |
| Salt                                   | 6,025   | 32,691        | -   | 100           | -   | -             | -   | 1,250         |
| Beverages                              | 3,462   | 2,627         | 549   | -             | 2,958   | -             | -   | 35            |
| Autos and parts                        | 289   | 3,189         | -   | -             | -   | -             | -   | -             |
| Paper                                  | 705   | 2,094         | 66,040  | 8,869         | 22,219  | -             | 110   | -             |
| Wood pulp                              | -   | -             | 4,184   | -             | 8,642   | -             | -   | -             |
| Total                                  | 655,489   | 296,442       | 71,060  | 9,820         | 33,819  | -             | 475   | 430,299       |
| <b>Forest Products—</b>                |   |               |   |               |   |               |   |               |
| Pulpwood                               | 207,968   | -             | 407,042   | -             | -   | -             | -   | -             |
| Logs, posts, poles, piling             | -   | 1             | -   | -             | -   | -             | -   | -             |
| Firewood                               | 690   | -             | -   | -             | -   | -             | -   | -             |
| Lumber, mill, cooperage stock          | 53,104  | 895           | 904   | -             | -   | -             | -   | -             |
| Other forest products                  | 920   | 50            | -   | -             | -   | -             | -   | -             |
| Total                                  | 262,682   | 946           | 407,946   | -             | -   | -             | -   | -             |
| <b>Mine Products—</b>                  |   |               |   |               |   |               |   |               |
| Hard coal                              | 77,575  | -             | -   | -             | -   | -             | -   | 100,520       |
| Soft coal                              | 237,809   | -             | -   | -             | -   | 46,146        | -   | 2,213,533     |
| Coke                                   | 6,051   | 10,503        | -   | -             | -   | -             | -   | 23,987        |
| Copper ore                             | -   | -             | -   | -             | -   | -             | -   | -             |
| Iron ore                               | -   | -             | -   | -             | -   | -             | -   | 2,551         |
| Other ore                              | 1,260   | 13,132        | 5,875   | -             | -   | -             | -   | 83,635        |
| Sand, gravel and stone                 | 5,286   | 197,375       | -   | -             | -   | -             | -   | 16,237        |
| Total                                  | 327,981   | 221,010       | 5,875   | -             | -   | 46,146        | -   | 2,440,463     |
| All other freight                      | 172,545   | 185,507       | 5,077   | 8,403         | 4,629   | 6,717         | 27,063  | 28,566        |
| Grand total                            | 1,424,141   | 1,855,739     | 489,958   | 21,604        | 38,448  | 57,055        | 28,761  | 3,013,863     |

Tons (2,000 lbs.) of cargo.

Number of pleasure craft lockages in 1941 through 22 locks=431.



TABLEAU 22—Trafic direct et transbordé sur les canaux du ST-LAURENT en 1941

| Total               |                           | Grand Total    |                | Compared with 1940<br>Comparé avec 1940 |                             | Nomenclature                                |
|---------------------|---------------------------|----------------|----------------|---|-----------------------------|---|
| Up<br>En<br>montant | Down<br>En des<br>cendant | 1941           | 1940           | Increase<br>Augmen-<br>tation           | Decrease<br>Diminu-<br>tion |   |
| 124                 | 476                       | 600            | 3,564          | -                                       | 2,964                       | Passagers—Nombre.                           |
| Tons<br>Tonnes      | Tons<br>Tonnes            | Tons<br>Tonnes | Tons<br>Tonnes | Tons<br>Tonnes                          | Tons<br>Tonnes              |   |
| -                   | 50,139                    | 50,139         | 114,694        | -                                       | 64,555                      | Produits agricoles—                         |
| -                   | 115,495                   | 115,495        | 496,384        | -                                       | 380,889                     | Orge.                                       |
| -                   | 2,450                     | 2,450          | 19,047         | -                                       | 16,597                      | Mais.                                       |
| -                   | 2,610                     | 2,619          | 1,870          | 749                                     | -                           | Avoine.                                     |
| -                   | 31,465                    | 31,465         | 28,447         | 3,018                                   | -                           | Seigle.                                     |
| 5,444               | 893,958                   | 899,402        | 1,252,653      | -                                       | 353,251                     | Lin.  |
| 1,437               | 91,897                    | 92,494         | 1,422          | 21,072                                  | -                           | Blé.  |
| -                   | 148,525                   | 148,525        | 94,937         | 53,588                                  | -                           | Autres grains.                              |
| -                   | 749                       | 749            | 1,165          | -                                       | 416                         | Farine.                                     |
| -                   | 1,466                     | 1,466          | 3,644          | -                                       | 2,178                       | Foin et paille.                             |
| -                   | -                         | -              | 1,003          | -                                       | 1,003                       | Autres produits de meunerie.                |
| -                   | -                         | -              | -              | -                                       | -                           | Fruits et légumes.                          |
| -                   | -                         | -              | -              | -                                       | -                           | Pommes de terre.                            |
| 6,571               | 1,268,233                 | 1,274,804      | 2,015,266      | -                                       | 740,462                     | Total.                                      |
| 90                  | 90                        | 176            | 301            | -                                       | 125                         | Produits des animaux—                       |
| -                   | -                         | -              | 253            | -                                       | 253                         | Poisson.                                    |
| -                   | 50                        | 50             | -              | 50                                      | -                           | Viandes abattues.                           |
| -                   | 5,579                     | 5,579          | 638            | 4,943                                   | -                           | Autres produits des fabricants de conserve. |
| 96                  | 5,709                     | 5,805          | 1,190          | 4,615                                   | -                           | Tous autres produits des animaux.           |
|                     |                           |                |                |   |                             | Total.                                      |
| 374,690             | 36,301                    | 410,991        | 391,367        | 19,624                                  | -                           | Manufactures—                               |
| 178,733             | 563,112                   | 741,845        | 613,273        | 128,572                                 | -                           | Gazoline.                                   |
| 20                  | 3,897                     | 3,917          | 4,469          | -                                       | 552                         | Pétrole et autres huiles.                   |
| 6,111               | 9,478                     | 15,589         | 495            | 15,094                                  | -                           | Instruments aratoires.                      |
| 70                  | 10,296                    | 10,266         | 31,342         | -                                       | 20,976                      | Ciment, briques, chaux et plâtre.           |
| 11,940              | 60,081                    | 72,021         | 201,959        | -                                       | 129,938                     | Fer en gueuse et en saumon.                 |
| 74,096              | 2,541                     | 76,637         | 100,106        | -                                       | 23,469                      | Tous autres fer et acier.                   |
| 6,025               | 34,041                    | 40,066         | 48,870         | -                                       | 8,804                       | Sucre.                                      |
| 6,969               | 2,662                     | 9,631          | 8,971          | 660                                     | -                           | Sel.  |
| 289                 | 3,189                     | 3,478          | 6,863          | -                                       | 3,385                       | Vins, liqueurs et bières.                   |
| 89,074              | 10,963                    | 100,037        | 110,824        | -                                       | 10,887                      | Autos et pièces détachées.                  |
| 12,826              | -                         | 12,826         | 69,222         | -                                       | 56,396                      | Papier.                                     |
| 790,843             | 736,561                   | 1,497,404      | 1,587,861      | -                                       | 90,457                      | Pulpe de bois.                              |
|                     |                           |                |                |   |                             | Total.                                      |
| 615,010             | -                         | 615,010        | 546,529        | 68,481                                  | -                           | Produits forestiers—                        |
| -                   | 1                         | 1              | 12             | -                                       | 11                          | Bois à pulpe.                               |
| 690                 | -                         | 690            | 1,020          | -                                       | 330                         | Billots, poteaux, pieux, pilotis.           |
| 54,008              | 895                       | 54,903         | 58,612         | -                                       | 3,709                       | Bois de chauffage.                          |
| 920                 | 50                        | 970            | -              | 970                                     | -                           | Stock de scierie et de tonnellerie.         |
| 670,628             | 946                       | 671,574        | 606,173        | 65,401                                  | -                           | Autres bois.                                |
|                     |                           |                |                |   |                             | Total.                                      |
| 77,575              | 100,520                   | 178,095        | 323,325        | -                                       | 145,230                     | Produits miniers—                           |
| 237,809             | 2,259,679                 | 2,497,488      | 2,114,509      | 382,979                                 | -                           | Houille anthracite.                         |
| 6,051               | 34,490                    | 40,541         | 92,015         | -                                       | 51,474                      | Houille bitumineuse.                        |
| -                   | -                         | -              | -              | -                                       | -                           | Coke.                                       |
| -                   | 2,551                     | 2,551          | 31,571         | -                                       | 29,020                      | Minerai de cuivre.                          |
| 7,135               | 98,767                    | 103,902        | 58,654         | 47,248                                  | -                           | Minerai de fer.                             |
| 5,286               | 213,612                   | 218,898        | 224,424        | -                                       | 5,526                       | Autres minerais.                            |
| 333,856             | 2,707,619                 | 3,041,475      | 2,842,498      | 198,977                                 | -                           | Sable, etc.                                 |
|                     |                           |                |                |   |                             | Total.                                      |
| 209,314             | 229,193                   | 438,507        | 426,629        | 11,878                                  | -                           | Marchandises non énumérées.                 |
| 1,981,308           | 4,948,261                 | 6,929,569      | 7,479,617      | -                                       | 550,048                     | Grand total.                                |

Tonnes (2,000 livres) des cargaisons.

Nombre de canots ou yachts automobiles ayant passé en 1941 par les 22 écluses = 431.

TABLE 23—Through Traffic on the ST. LAWRENCE Canals during 1941

| Commodities                            | From Canadian to Canadian Ports      |                       | From Canadian to United States Ports      |                       | From United States to United States Ports      |                       | From United States to Canadian Ports      |                       |
|--|--------------------------------------|-----------------------|---|-----------------------|--|-----------------------|---|-----------------------|
|  | De ports canadiens à ports canadiens |                       | De ports canadiens à ports des Etats-Unis |                       | De ports des Etats-Unis à ports des Etats-Unis |                       | De ports des Etats-Unis à ports canadiens |                       |
|  | Up<br>En montant                     | Down<br>En descendant | Up<br>En montant                          | Down<br>En descendant | Up<br>En montant                               | Down<br>En descendant | Up<br>En montant                          | Down<br>En descendant |
| Passengers—Number.....                 | 3                                    | 4                     | -   | -                     | -  | -                     | -   | 9                     |
|  | Tons<br>Tonnes                       | Tons<br>Tonnes        | Tons<br>Tonnes                            | Tons<br>Tonnes        | Tons<br>Tonnes                                 | Tons<br>Tonnes        | Tons<br>Tonnes                            | Tons<br>Tonnes        |
| <b>Agricultural Products—</b>          |                                      |                       |   |                       |  |                       |   |                       |
| Barley.....                            | -                                    | 50,139                | -   | -                     | -  | -                     | -   | -                     |
| Corn.....                              | -                                    | 9,999                 | -   | -                     | -  | -                     | -   | 42,209                |
| Oats.....                              | -                                    | 2,042                 | -   | -                     | -  | -                     | -   | -                     |
| Rye.....                               | -                                    | 2,619                 | -   | -                     | -  | -                     | -   | -                     |
| Flaxseed.....                          | -                                    | 31,465                | -   | -                     | -  | -                     | -   | -                     |
| Wheat.....                             | -                                    | 837,028               | -   | -                     | -  | -                     | -   | 54,154                |
| Other grains.....                      | -                                    | 110                   | -   | -                     | -  | -                     | -   | -                     |
| Flour.....                             | -                                    | 161,493               | -   | 3,331                 | -  | 4,192                 | -   | -                     |
| Hay and Straw.....                     | -                                    | -                     | -   | -                     | -  | -                     | -   | -                     |
| Other mill products.....               | -                                    | 1,466                 | -   | -                     | -  | -                     | -   | -                     |
| Fruit and vegetables.....              | -                                    | -                     | -   | -                     | -  | -                     | -   | -                     |
| Potatoes.....                          | -                                    | -                     | -   | -                     | -  | -                     | -   | -                     |
| <b>Total.....</b>                      | -                                    | 1,096,361             | -   | 3,331                 | -  | 4,192                 | -   | 96,362                |
| <b>Animal Products—</b>                |                                      |                       |   |                       |  |                       |   |                       |
| Fish.....                              | -                                    | -                     | -   | -                     | -  | -                     | 16  | -                     |
| Dressed meats.....                     | -                                    | -                     | -   | -                     | -  | -                     | -   | -                     |
| Other packing-house products.....      | -                                    | -                     | -   | 50                    | -  | -                     | -   | -                     |
| All other animal products.....         | -                                    | 5,579                 | -   | -                     | -  | -                     | -   | -                     |
| <b>Total.....</b>                      | -                                    | 5,579                 | -   | 50                    | -  | -                     | 16  | -                     |
| <b>Manufactures and Miscellaneous—</b> |                                      |                       |   |                       |  |                       |   |                       |
| Gasoline.....                          | 274,339                              | 16,353                | -   | -                     | -  | -                     | -   | 15,848                |
| Petroleum and other oils.....          | 128,254                              | 185,505               | -   | 483                   | -  | -                     | -   | 375,333               |
| Agricultural implements.....           | -                                    | 3,875                 | -   | -                     | -  | -                     | -   | -                     |
| Cement, brick, lime, plaster.....      | 6,100                                | 8,610                 | -   | -                     | -  | -                     | -   | -                     |
| Iron, pig and bloom.....               | -                                    | 7,485                 | -   | -                     | -  | -                     | -   | 2,811                 |
| Iron and steel, other.....             | 10,420                               | 26,220                | -   | 28                    | -  | -                     | -   | 31,194                |
| Sugar.....                             | 73,699                               | 75                    | 287                                       | -                     | -  | -                     | 110                                       | -                     |
| Salt.....                              | -                                    | 16,204                | -   | 100                   | -  | -                     | -   | 1,250                 |
| Beverages.....                         | 2,907                                | 2,196                 | 549                                       | -                     | 2,958  | -                     | -   | 35                    |
| Autos and parts.....                   | 287                                  | 3,160                 | -   | -                     | -  | -                     | -   | -                     |
| Paper.....                             | -                                    | 2,094                 | 65,040                                    | 34                    | 22,219   | -                     | -   | -                     |
| Wood pulp.....                         | -                                    | -                     | 4,184                                     | -                     | 8,642  | -                     | -   | -                     |
| <b>Total.....</b>                      | 496,006                              | 271,777               | 71,060                                    | 645                   | 33,819   | -                     | 110                                       | 426,431               |
| <b>Forest Products—</b>                |                                      |                       |   |                       |  |                       |   |                       |
| Pulpwood.....                          | 202,092                              | -                     | 319,312                                   | -                     | -  | -                     | -   | -                     |
| Logs, posts, poles, piling.....        | -                                    | -                     | -   | -                     | -  | -                     | -   | -                     |
| Firewood.....                          | -                                    | -                     | -   | -                     | -  | -                     | -   | -                     |
| Lumber, mill, cooperage stock.....     | -                                    | -                     | 904                                       | -                     | -  | -                     | -   | -                     |
| Other forest products.....             | -                                    | -                     | -   | -                     | -  | -                     | -   | -                     |
| <b>Total.....</b>                      | 202,092                              | -                     | 320,216                                   | -                     | -  | -                     | -   | -                     |
| <b>Mine Products—</b>                  |                                      |                       |   |                       |  |                       |   |                       |
| Hard coal.....                         | 77,575                               | -                     | -   | -                     | -  | -                     | -   | 94,959                |
| Soft coal.....                         | 13,366                               | -                     | -   | -                     | -  | 46,146                | -   | 2,056,482             |
| Coke.....                              | 5,051                                | 10,503                | -   | -                     | -  | -                     | -   | 23,987                |
| Copper ore.....                        | -                                    | -                     | -   | -                     | -  | -                     | -   | -                     |
| Iron ore.....                          | -                                    | -                     | -   | -                     | -  | -                     | -   | 2,551                 |
| Other ore.....                         | 1,260                                | 13,132                | 5,875                                     | -                     | -  | -                     | -   | 83,635                |
| Sand, gravel and stone.....            | -                                    | -                     | -   | -                     | -  | -                     | -   | 16,237                |
| <b>Total.....</b>                      | 97,252                               | 23,635                | 5,875                                     | -                     | -  | 46,146                | -   | 2,277,851             |
| All other freight.....                 | 154,765                              | 166,628               | 5,077                                     | 6,109                 | 4,629  | 6,717                 | 2,764                                     | 28,372                |
| <b>Grand total.....</b>                | 950,115                              | 1,563,980             | 402,228                                   | 10,135                | 38,448   | 57,055                | 2,890                                     | 2,829,056             |

Tons (2,000 lbs.) of cargo.

TABLEAU 23—Trafic direct sur les canaux du ST-LAURENT en 1941

| Total                    |                                | Grand Total         |                     | Compared with 1940<br>Comparé avec 1940 |                             | Nomenclature                                |
|--------------------------|--------------------------------|---------------------|---------------------|---|-----------------------------|---|
| Up<br>—<br>En<br>montant | Down<br>—<br>En des<br>cendant | 1941                | 1940                | Increase<br>—<br>Augmenta-<br>tion      | Decrease<br>—<br>Diminution |   |
| 3                        | 13                             | 16                  | 65                  | -                                       | 49                          | Passagers—Nombre.                           |
| Tons<br>—<br>Tonnes      | Tons<br>—<br>Tonnes            | Tons<br>—<br>Tonnes | Tons<br>—<br>Tonnes | Tons<br>—<br>Tonnes                     | Tons<br>—<br>Tonnes         |   |
| -                        | 50,139                         | 50,139              | 109,106             | -                                       | 58,967                      | Produits agricoles—                         |
| -                        | 52,208                         | 52,208              | 479,925             | -                                       | 427,717                     | Orge.                                       |
| -                        | 2,042                          | 2,042               | 19,017              | -                                       | 16,975                      | Maïs.                                       |
| -                        | 2,619                          | 2,619               | 1,870               | 749                                     | -                           | Avoine.                                     |
| -                        | 31,465                         | 31,465              | 28,447              | 3,018                                   | -                           | Seigle.                                     |
| -                        | 891,181                        | 891,181             | 1,236,995           | -                                       | 345,814                     | Lin.  |
| -                        | 110                            | 110                 | 1,422               | -                                       | 1,312                       | Blé.  |
| -                        | 169,016                        | 169,016             | 94,490              | 74,526                                  | -                           | Autres grains.                              |
| -                        | -                              | -                   | -                   | -                                       | -                           | Farine.                                     |
| -                        | 1,466                          | 1,466               | 3,644               | -                                       | 2,178                       | Foin et paille.                             |
| -                        | -                              | -                   | 998                 | -                                       | -                           | Autres produits de meunerie.                |
| -                        | -                              | -                   | -                   | -                                       | -                           | Fruits et légumes.                          |
| -                        | -                              | -                   | -                   | -                                       | -                           | Pommes de terre.                            |
| -                        | 1,200,246                      | 1,200,246           | 1,975,914           | -                                       | 775,668                     | Total.                                      |
| 16                       | -                              | 16                  | 176                 | -                                       | 160                         | Produits des animaux—                       |
| -                        | -                              | -                   | 253                 | -                                       | 253                         | Poisson.                                    |
| -                        | 50                             | 50                  | -                   | 50                                      | -                           | Viandes abattues.                           |
| -                        | 5,579                          | 5,579               | 636                 | 4,943                                   | -                           | Autres produits des fabricants de conserve. |
| -                        | -                              | -                   | -                   | -                                       | -                           | Tous autres produits des animaux.           |
| 16                       | 5,629                          | 5,645               | 1,065               | 4,580                                   | -                           | Total.                                      |
| 274,339                  | 32,201                         | 306,540             | 263,827             | 42,713                                  | -                           | Manufactures—                               |
| 128,254                  | 561,321                        | 689,575             | 562,211             | 127,364                                 | -                           | Gazoline.                                   |
| -                        | 3,875                          | 3,875               | 4,469               | -                                       | 594                         | Pétrole et autres huiles.                   |
| 6,100                    | 8,610                          | 14,710              | -                   | 14,710                                  | -                           | Instruments aratoires.                      |
| -                        | 10,296                         | 10,296              | 31,097              | -                                       | 20,801                      | Ciment, briques, chaux et plâtre.           |
| 10,420                   | 57,442                         | 67,862              | 194,257             | -                                       | 126,395                     | Fer en gueuse et en saumon.                 |
| 74,096                   | 75                             | 74,171              | 96,619              | -                                       | 22,448                      | Tous autres fer et acier.                   |
| -                        | 17,554                         | 17,554              | 27,313              | -                                       | 9,759                       | Sucre.                                      |
| 6,414                    | 2,231                          | 8,645               | 8,272               | 373                                     | -                           | Sel.  |
| 287                      | 3,160                          | 3,447               | 6,744               | -                                       | 3,297                       | Vins, liqueurs et bières.                   |
| 88,259                   | 2,128                          | 90,387              | 91,935              | -                                       | 1,548                       | Autos et pièces détachées.                  |
| 12,826                   | -                              | 12,826              | 69,185              | -                                       | 56,359                      | Papier.                                     |
| 300,995                  | 698,893                        | 1,299,888           | 1,355,929           | -                                       | 56,041                      | Pulpe de bois.                              |
| 301,404                  | -                              | 521,404             | 459,623             | 61,781                                  | -                           | Total.                                      |
| -                        | -                              | -                   | -                   | -                                       | -                           | Produits forestiers.                        |
| -                        | -                              | -                   | -                   | -                                       | -                           | Bois à pulpe.                               |
| 904                      | -                              | 904                 | 20                  | 884                                     | -                           | Billots, poteaux, pieux, pilotis.           |
| -                        | -                              | -                   | -                   | -                                       | -                           | Bois de chauffage.                          |
| 522,308                  | -                              | 522,308             | 459,643             | 62,665                                  | -                           | Stock de scierie et de tonnellerie.         |
| -                        | -                              | -                   | -                   | -                                       | -                           | Autres bois.                                |
| 77,575                   | 94,959                         | 172,534             | 317,808             | -                                       | 145,274                     | Produits miniers—                           |
| 13,366                   | 2,102,628                      | 2,115,994           | 1,707,703           | 408,291                                 | -                           | Houille anthracite.                         |
| 5,051                    | 34,490                         | 39,541              | 92,015              | -                                       | 52,474                      | Houille bitumineuse.                        |
| -                        | -                              | -                   | -                   | -                                       | -                           | Coke.                                       |
| -                        | 2,551                          | 2,551               | 31,571              | -                                       | 29,020                      | Minerai de cuivre.                          |
| 7,135                    | 96,767                         | 103,902             | 56,654              | 47,245                                  | -                           | Minerai de fer.                             |
| -                        | 16,237                         | 16,237              | 48,064              | -                                       | 31,827                      | Autres minerais.                            |
| 103,127                  | 2,347,632                      | 2,450,759           | 2,253,815           | 196,944                                 | -                           | Sable, etc.                                 |
| 167,235                  | 207,826                        | 375,061             | 357,457             | 17,604                                  | -                           | Total.                                      |
| 1,393,681                | 4,460,226                      | 5,853,907           | 6,403,823           | -                                       | 549,916                     | Marchandises non énumérées.                 |
|                          |                                |                     |                     |   |                             | Grand total.                                |

Tonnes (2,000 livres) de cargaisons.

TABLE 24—Way Traffic on the ST. LAWRENCE Canals during 1941

| Commodities                            | From Canadian to Canadian Ports<br>—<br>De ports canadiens à ports canadiens |                | From Canadian to United States Ports<br>—<br>De ports canadiens à ports des Etats-Unis |               | From United States to United States Ports<br>—<br>De ports des Etats-Unis à ports des Etats-Unis |               | From United States to Canadian Ports<br>—<br>De ports des Etats-Unis à ports canadiens |                |
|--|--|----------------|--|---------------|--|---------------|--|----------------|
|  | Up   | Down           | Up   | Down          | Up   | Down          | Up   | Down           |
|  | En montant   | En descendant  | En montant   | En descendant | En montant   | En descendant | En montant   | En descendant  |
| Passengers—Number.....                 | 114  | 463            | -  | -             | -  | -             | 7  | -              |
|  | Tons   | Tons           | Tons   | Tons          | Tons   | Tons          | Tons   | Tons           |
|  | Tonnes   | Tonnes         | Tonnes   | Tonnes        | Tonnes   | Tonnes        | Tonnes   | Tonnes         |
| <b>Agricultural Products—</b>          |  |                |  |               |  |               |  |                |
| Barley.....                            | -  | -              | -  | -             | -  | -             | -  | -              |
| Corn.....                              | -  | 45,114         | -  | -             | -  | -             | -  | 18,173         |
| Oats.....                              | -  | 408            | -  | -             | -  | -             | -  | -              |
| Rye.....                               | -  | -              | -  | -             | -  | -             | -  | -              |
| Flaxseed.....                          | -  | -              | -  | -             | -  | -             | -  | -              |
| Wheat.....                             | 5,444  | 2,777          | -  | -             | -  | -             | 1,127  | -              |
| Other grains.....                      | -  | -              | -  | -             | -  | -             | -  | -              |
| Flour.....                             | -  | 766            | -  | -             | -  | -             | -  | -              |
| Hay and Straw.....                     | -  | 749            | -  | -             | -  | -             | -  | -              |
| Other mill products.....               | -  | -              | -  | -             | -  | -             | -  | -              |
| Fruit and vegetables.....              | -  | -              | -  | -             | -  | -             | -  | -              |
| Potatoes.....                          | -  | -              | -  | -             | -  | -             | -  | -              |
| <b>Total.....</b>                      | <b>5,444</b>   | <b>49,814</b>  | <b>-</b>   | <b>-</b>      | <b>-</b>   | <b>-</b>      | <b>1,127</b>   | <b>18,173</b>  |
| <b>Animal Products—</b>                |  |                |  |               |  |               |  |                |
| Fish.....                              | -  | 80             | -  | -             | -  | -             | 80   | -              |
| Dressed meats.....                     | -  | -              | -  | -             | -  | -             | -  | -              |
| Other packing-house products.....      | -  | -              | -  | -             | -  | -             | -  | -              |
| All other animal products.....         | -  | -              | -  | -             | -  | -             | -  | -              |
| <b>Total.....</b>                      | <b>-</b>   | <b>80</b>      | <b>-</b>   | <b>-</b>      | <b>-</b>   | <b>-</b>      | <b>80</b>  | <b>-</b>       |
| <b>Manufactures and Miscellaneous—</b> |  |                |  |               |  |               |  |                |
| Gasoline.....                          | 100,351  | 500            | -  | -             | -  | -             | -  | 3,600          |
| Petroleum and other oils.....          | 50,224   | 1,563          | -  | -             | -  | -             | 255  | 228            |
| Agricultural implements.....           | 20   | 22             | -  | -             | -  | -             | -  | -              |
| Cement, brick lime, plaster.....       | 11   | 828            | -  | 40            | -  | -             | -  | -              |
| Iron, pig and bloom.....               | 70   | -              | -  | -             | -  | -             | -  | -              |
| Iron and steel, other.....             | 1,520  | 2,339          | -  | 300           | -  | -             | -  | -              |
| Sugar.....                             | -  | 2,466          | -  | -             | -  | -             | -  | -              |
| Salt.....                              | 6,025  | 16,487         | -  | -             | -  | -             | -  | -              |
| Beverages.....                         | 555  | 431            | -  | -             | -  | -             | -  | -              |
| Autos and parts.....                   | 2  | 29             | -  | -             | -  | -             | -  | -              |
| Paper.....                             | 705  | -              | -  | 8,835         | -  | -             | 110  | -              |
| Wood pulp.....                         | -  | -              | -  | -             | -  | -             | -  | -              |
| <b>Total.....</b>                      | <b>159,483</b>   | <b>24,665</b>  | <b>-</b>   | <b>9,175</b>  | <b>-</b>   | <b>-</b>      | <b>365</b>   | <b>3,828</b>   |
| <b>Forest Products—</b>                |  |                |  |               |  |               |  |                |
| Pulpwood.....                          | 5,876  | -              | 87,730   | -             | -  | -             | -  | -              |
| Logs, posts, poles, piling.....        | -  | 1              | -  | -             | -  | -             | -  | -              |
| Firewood.....                          | 690  | -              | -  | -             | -  | -             | -  | -              |
| Lumber, mill, cooperage stock.....     | 53,104   | 895            | -  | -             | -  | -             | -  | -              |
| Other forest products.....             | 920  | 50             | -  | -             | -  | -             | -  | -              |
| <b>Total.....</b>                      | <b>60,590</b>  | <b>946</b>     | <b>87,730</b>  | <b>-</b>      | <b>-</b>   | <b>-</b>      | <b>-</b>   | <b>-</b>       |
| <b>Mine Products—</b>                  |  |                |  |               |  |               |  |                |
| Hard coal.....                         | -  | -              | -  | -             | -  | -             | -  | 5,561          |
| Soft coal.....                         | 224,443  | -              | -  | -             | -  | -             | -  | 157,051        |
| Coke.....                              | 1,000  | -              | -  | -             | -  | -             | -  | -              |
| Copper ore.....                        | -  | -              | -  | -             | -  | -             | -  | -              |
| Iron ore.....                          | -  | -              | -  | -             | -  | -             | -  | -              |
| Other ore.....                         | -  | -              | -  | -             | -  | -             | -  | -              |
| Sand, gravel and stone.....            | 5,286  | 197,375        | -  | -             | -  | -             | -  | -              |
| <b>Total.....</b>                      | <b>230,729</b>   | <b>197,375</b> | <b>-</b>   | <b>-</b>      | <b>-</b>   | <b>-</b>      | <b>-</b>   | <b>162,612</b> |
| All other freight.....                 | 17,780   | 18,879         | -  | 2,294         | -  | -             | 24,299   | 194            |
| <b>Grand total.....</b>                | <b>474,026</b>   | <b>291,759</b> | <b>87,730</b>  | <b>11,469</b> | <b>-</b>   | <b>-</b>      | <b>25,871</b>  | <b>184,807</b> |

Tons (2,000 lbs.) of cargo.

TABLEAU 24—Trafic transbordé sur les canaux du ST-LAURENT en 1941

| Total                    |                                | Grand total         |                     | Compared with 1940<br>—<br>Comparé avec 1940 |                             | Nomenclature                                |
|--------------------------|--------------------------------|---------------------|---------------------|--|-----------------------------|---|
| Up<br>—<br>En<br>montant | Down<br>—<br>En des<br>cendant | 1941                | 1940                | Increase<br>—<br>Augmenta-<br>tion           | Decrease<br>—<br>Diminution |   |
| Tons<br>—<br>Tonnes      | Tons<br>—<br>Tonnes            | Tons<br>—<br>Tonnes | Tons<br>—<br>Tonnes | Tons<br>—<br>Tonnes                          | Tons<br>—<br>Tonnes         |   |
| 121                      | 463                            | 584                 | 3,499               | -  | 2,915                       | Passagers—Nombre.                           |
| -                        | -                              | -                   | 5,588               | -  | 5,588                       | Produits agricoles—                         |
| -                        | 63,287                         | 63,287              | 16,459              | 46,828                                       | -                           | Orge.                                       |
| -                        | 408                            | 408                 | 30                  | 378  | -                           | Mais.                                       |
| -                        | -                              | -                   | -                   | -  | -                           | Avoine.                                     |
| -                        | -                              | -                   | -                   | -  | -                           | Seigle.                                     |
| -                        | -                              | -                   | -                   | -  | -                           | Lin.  |
| 5,444                    | 2,777                          | 8,221               | 15,658              | -  | 7,437                       | Blé.  |
| 1,127                    | -                              | 1,127               | -                   | 1,127  | -                           | Autres grains.                              |
| -                        | 766                            | 766                 | 447                 | 319  | -                           | Farine.                                     |
| -                        | 749                            | 749                 | 1,165               | -  | 416                         | Foin et paille.                             |
| -                        | -                              | -                   | -                   | -  | -                           | Autres produits de meunerie.                |
| -                        | -                              | -                   | 5                   | -  | 5                           | Fruits et légumes.                          |
| -                        | -                              | -                   | -                   | -  | -                           | Pommes de terre.                            |
| 6,571                    | 67,987                         | 74,558              | 39,352              | 35,206                                       | -                           | Total.                                      |
| 80                       | 80                             | 160                 | 125                 | 35   | -                           | Produits des animaux—                       |
| -                        | -                              | -                   | -                   | -  | -                           | Poisson.                                    |
| -                        | -                              | -                   | -                   | -  | -                           | Viandes abattues.                           |
| -                        | -                              | -                   | -                   | -  | -                           | Autres produits des fabricants de conserve. |
| -                        | -                              | -                   | -                   | -  | -                           | Tous autres produits des animaux.           |
| 80                       | 80                             | 160                 | 125                 | 35   | -                           | Total.                                      |
| 100,351                  | 4,100                          | 104,451             | 127,540             | -  | 23,089                      | Manufactures—                               |
| 50,479                   | 1,791                          | 52,270              | 51,062              | 1,208  | -                           | Gazoline.                                   |
| 20                       | 22                             | 42                  | -                   | 42   | -                           | Pétrole et autres huiles.                   |
| 11                       | 868                            | 879                 | 495                 | 384  | -                           | Instruments aratoires.                      |
| 70                       | -                              | 70                  | 245                 | -  | 175                         | Ciment, briques, chaux et plâtre.           |
| 1,520                    | 2,639                          | 4,159               | 7,702               | -  | 3,543                       | Fer en gueuse et en saumon.                 |
| -                        | 2,466                          | 2,466               | 3,487               | -  | 1,021                       | Tous autres fer et acier.                   |
| 6,025                    | 16,487                         | 22,512              | 21,557              | 955  | -                           | Sucre.                                      |
| 555                      | 431                            | 986                 | 699                 | 287  | -                           | Sel.  |
| 2                        | 29                             | 31                  | 119                 | -  | 88                          | Vins, liqueurs et bières.                   |
| 815                      | 8,835                          | 9,650               | 18,989              | -  | 9,339                       | Autos et pièces détachées.                  |
| -                        | -                              | -                   | 37                  | -  | 37                          | Papier.                                     |
| -                        | -                              | -                   | -                   | -  | -                           | Pulpe de bois.                              |
| 159,848                  | 37,668                         | 197,516             | 231,932             | -  | 34,416                      | Total.                                      |
| 93,606                   | -                              | 93,606              | 86,906              | 6,700  | -                           | Produits forestiers—                        |
| -                        | 1                              | 1                   | 12                  | -  | 11                          | Bois à pulpe.                               |
| 690                      | -                              | 690                 | 1,020               | -  | 330                         | Billots, poteaux, pieux, pilotis.           |
| 53,104                   | 895                            | 53,999              | 58,592              | -  | 4,593                       | Bois de chauffage.                          |
| 920                      | 50                             | 970                 | -                   | 970  | -                           | Stock de scierie et de tonnellerie.         |
| -                        | -                              | -                   | -                   | -  | -                           | Autres bois.                                |
| 148,320                  | 946                            | 149,266             | 146,530             | 2,736  | -                           | Total.                                      |
| -                        | 5,561                          | 5,561               | 5,517               | 44   | -                           | Produits miniers—                           |
| 224,443                  | 157,051                        | 381,494             | 406,806             | -  | 25,312                      | Houille anthracite.                         |
| 1,000                    | -                              | 1,000               | -                   | 1,000  | -                           | Houille bitumineuse.                        |
| -                        | -                              | -                   | -                   | -  | -                           | Coke.                                       |
| -                        | -                              | -                   | -                   | -  | -                           | Minéral de cuivre.                          |
| -                        | -                              | -                   | -                   | -  | -                           | Minéral de fer.                             |
| 5,288                    | 197,375                        | 202,661             | 176,360             | 26,301                                       | -                           | Autres minerais.                            |
| -                        | -                              | -                   | -                   | -  | -                           | Sable, etc.                                 |
| 230,729                  | 359,987                        | 590,716             | 588,683             | 2,033  | -                           | Total.                                      |
| 42,079                   | 21,367                         | 63,446              | 69,172              | -  | 5,725                       | Marchandises non énumérées.                 |
| 587,627                  | 488,035                        | 1,075,662           | 1,075,794           | -  | 132                         | Grand total.                                |

Tonnes (2,000 livres) des cargaisons.

TABLE 25—Traffic on the RICHELIEU RIVER Canals during 1941

| Commodities                     | From Canadian to Canadian Ports<br>—<br>De ports canadiens à ports canadiens |               | From Canadian to United States Ports<br>—<br>De ports canadiens à ports des Etats-Unis |               | From United States to United States Ports<br>—<br>De ports des Etats-Unis à ports des Etats-Unis |               | From United States to Canadian Ports<br>—<br>De ports des Etats-Unis à ports canadiens |               |
|---------------------------------|--|---------------|--|---------------|--|---------------|--|---------------|
|                                 | Up   | Down          | Up   | Down          | Up   | Down          | Up   | Down          |
|                                 | En montant   | En descendant | En montant   | En descendant | En montant   | En descendant | En montant   | En descendant |
| Passengers—Number               | 14   | 7             | 93   | —             | —  | —             | —  | 17            |
| Agricultural Products—          | Tons   | Tons          | Tons   | Tons          | Tons   | Tons          | Tons   | Tons          |
| Barley                          | —  | —             | —  | —             | —  | —             | —  | —             |
| Corn                            | —  | —             | —  | —             | —  | —             | —  | —             |
| Oats                            | —  | —             | —  | —             | —  | —             | —  | —             |
| Rye                             | —  | —             | —  | —             | —  | —             | —  | —             |
| Flaxseed                        | —  | —             | —  | —             | —  | —             | —  | —             |
| Wheat                           | —  | —             | —  | —             | —  | —             | —  | —             |
| Other grains                    | —  | —             | —  | —             | —  | —             | —  | —             |
| Flour                           | —  | —             | —  | —             | —  | —             | —  | —             |
| Hay and Straw                   | —  | —             | —  | —             | —  | —             | —  | —             |
| Other mill products             | —  | —             | —  | —             | —  | —             | —  | —             |
| Fruit and vegetables            | —  | —             | —  | —             | —  | —             | —  | —             |
| Potatoes                        | —  | —             | —  | —             | —  | —             | —  | —             |
| Total                           | —  | —             | —  | —             | —  | —             | —  | —             |
| Animal Products—                | —  | —             | —  | —             | —  | —             | —  | —             |
| Fish                            | —  | —             | 50   | —             | —  | —             | —  | —             |
| Dressed meats                   | —  | —             | —  | —             | —  | —             | —  | —             |
| Other packing-house products    | —  | —             | —  | —             | —  | —             | —  | —             |
| All other animal products       | —  | —             | —  | —             | —  | —             | —  | —             |
| Total                           | —  | —             | 50   | —             | —  | —             | —  | —             |
| Manufactures and Miscellaneous— | —  | —             | —  | —             | —  | —             | —  | —             |
| Gasoline                        | —  | —             | —  | —             | —  | —             | —  | —             |
| Petroleum and other oils        | —  | —             | —  | —             | —  | —             | —  | 294           |
| Agricultural implements         | —  | —             | —  | —             | —  | —             | —  | —             |
| Cement, brick, lime, plaster    | —  | —             | —  | —             | —  | —             | —  | —             |
| Iron, pig and bloom             | —  | —             | —  | —             | —  | —             | —  | —             |
| Iron and steel, other           | 380  | 250           | —  | —             | —  | —             | —  | —             |
| Sugar                           | —  | —             | —  | —             | —  | —             | —  | —             |
| Salt                            | —  | —             | —  | —             | —  | —             | —  | —             |
| Beverages                       | —  | —             | —  | —             | —  | —             | —  | —             |
| Autos and parts                 | —  | —             | —  | —             | —  | —             | —  | —             |
| Paper                           | 211  | —             | 29,506   | 211           | —  | —             | —  | —             |
| Wood pulp                       | —  | —             | —  | —             | —  | —             | —  | —             |
| Total                           | 591  | 250           | 29,506   | 211           | —  | —             | —  | 294           |
| Forest Products—                | —  | —             | —  | —             | —  | —             | —  | —             |
| Pulpwood                        | —  | —             | —  | —             | —  | —             | —  | —             |
| Logs, posts, poles, piling      | —  | —             | —  | —             | —  | —             | —  | —             |
| Firewood                        | —  | —             | —  | —             | —  | —             | —  | —             |
| Lumber, mill, cooperage stock   | —  | —             | 2,667  | —             | —  | —             | —  | —             |
| Other forest products           | —  | —             | —  | —             | —  | —             | —  | —             |
| Total                           | —  | —             | 2,667  | —             | —  | —             | —  | —             |
| Mine Products—                  | —  | —             | —  | —             | —  | —             | —  | —             |
| Hard coal                       | —  | —             | —  | —             | —  | —             | —  | 603           |
| Soft coal                       | 16   | —             | —  | —             | —  | —             | —  | —             |
| Coke                            | —  | —             | —  | —             | —  | —             | —  | —             |
| Copper ore                      | —  | —             | —  | —             | —  | —             | —  | —             |
| Iron ore                        | —  | —             | —  | —             | —  | —             | —  | 10,182        |
| Other ore                       | —  | —             | —  | —             | —  | —             | —  | 5,309         |
| Sand, gravel and stone          | —  | —             | —  | —             | —  | —             | —  | —             |
| Total                           | 16   | —             | —  | —             | —  | —             | —  | 16,094        |
| All other freight               | 1,019  | 1,620         | —  | —             | —  | —             | —  | 31,918        |
| Grand total                     | 1,626  | 1,870         | 32,223   | 211           | —  | —             | —  | 48,306        |

Number of pleasure craft lockages in 1941 through 10 locks=213.

Tons (2,000 lbs.) of cargo.

The Richelieu River canals include the St. Ours Lock and the Chambly canal.

TABLEAU 25—Trafic sur les canaux de la RIVIÈRE RICHELIEU en 1941

| Total                    |                                | Grand total         |                     | Compared with 1940<br>Comparé avec 1940 |                             | Nomenclature                                |
|--------------------------|--------------------------------|---------------------|---------------------|---|-----------------------------|---|
| Up<br>—<br>En<br>montant | Down<br>—<br>En des<br>cendant | 1941                | 1940                | Increase<br>—<br>Augmenta-<br>tion      | Decrease<br>—<br>Diminution |   |
| 107                      | 24                             | 131                 | 134                 | -                                       | 3                           | Passagers—Nombre.                           |
| Tons<br>—<br>Tonnes      | Tons<br>—<br>Tonnes            | Tons<br>—<br>Tonnes | Tons<br>—<br>Tonnes | Tons<br>—<br>Tonnes                     | Tons<br>—<br>Tonnes         | Produits agricoles.                         |
| -                        | -                              | -                   | -                   | -                                       | -                           | Orge.                                       |
| -                        | -                              | -                   | -                   | -                                       | -                           | Mais.                                       |
| -                        | -                              | -                   | -                   | -                                       | -                           | Avoine.                                     |
| -                        | -                              | -                   | -                   | -                                       | -                           | Seigle.                                     |
| -                        | -                              | -                   | -                   | -                                       | -                           | Lin.  |
| -                        | -                              | -                   | -                   | -                                       | -                           | Blé.  |
| -                        | -                              | -                   | -                   | -                                       | -                           | Autres grains.                              |
| -                        | -                              | -                   | -                   | -                                       | -                           | Farine.                                     |
| -                        | -                              | -                   | -                   | -                                       | -                           | Foin et paille.                             |
| -                        | -                              | -                   | -                   | -                                       | -                           | Autres produits de meunerie.                |
| -                        | -                              | -                   | -                   | -                                       | -                           | Fruits et légumes.                          |
| -                        | -                              | -                   | -                   | -                                       | -                           | Pommes de terre.                            |
| -                        | -                              | -                   | -                   | -                                       | -                           | Total.                                      |
| 50                       | -                              | 50                  | 50                  | -                                       | -                           | Produits des animaux.                       |
| -                        | -                              | -                   | -                   | -                                       | -                           | Poisson.                                    |
| -                        | -                              | -                   | 176                 | -                                       | 176                         | Vinides abattues.                           |
| -                        | -                              | -                   | -                   | -                                       | -                           | Autres produits des fabricants de conserve. |
| -                        | -                              | -                   | -                   | -                                       | -                           | Tous autres produits des animaux.           |
| 50                       | -                              | 50                  | 226                 | -                                       | 176                         | Total.                                      |
| -                        | -                              | -                   | -                   | -                                       | -                           | Manufacture—                                |
| -                        | 294                            | 294                 | 121                 | 173                                     | -                           | Gazoline.                                   |
| -                        | -                              | -                   | -                   | -                                       | -                           | Pétrole et autres huiles.                   |
| -                        | -                              | -                   | -                   | -                                       | -                           | Instruments aratoires.                      |
| -                        | -                              | -                   | -                   | -                                       | -                           | Ciment, briques, chaux et plâtre.           |
| -                        | -                              | -                   | -                   | -                                       | -                           | Fer en gueuse et en saumon.                 |
| 380                      | 250                            | 630                 | -                   | 630                                     | -                           | Tous autres fer et acier.                   |
| -                        | -                              | -                   | -                   | -                                       | -                           | Sucre.                                      |
| -                        | -                              | -                   | -                   | -                                       | -                           | Sel.  |
| -                        | -                              | -                   | -                   | -                                       | -                           | Vins, liqueurs et bières.                   |
| -                        | -                              | -                   | -                   | -                                       | -                           | Autos et pièces détachées.                  |
| 29,717                   | 211                            | 29,928              | 36,895              | -                                       | 6,967                       | Papier.                                     |
| -                        | -                              | -                   | -                   | -                                       | -                           | Pulpe de bois.                              |
| 30,097                   | 755                            | 30,852              | 37,016              | -                                       | 6,164                       | Total.                                      |
| -                        | -                              | -                   | -                   | -                                       | -                           | Produits forestiers—                        |
| -                        | -                              | -                   | 20                  | -                                       | 20                          | Bois à pulpe.                               |
| -                        | -                              | -                   | -                   | -                                       | -                           | Billots, poteaux, pieux, pilotis.           |
| 2,867                    | -                              | 2,867               | 3,237               | -                                       | 570                         | Bois de chauffage.                          |
| -                        | -                              | -                   | -                   | -                                       | -                           | Stock de scierie et de tonnellerie.         |
| -                        | -                              | -                   | -                   | -                                       | -                           | Autres bois.                                |
| 2,867                    | -                              | 2,867               | 3,257               | -                                       | 590                         | Total.                                      |
| -                        | 603                            | 603                 | 4,477               | -                                       | 3,874                       | Produits miniers—                           |
| 16                       | -                              | 16                  | 719                 | -                                       | 703                         | Houille anthracite.                         |
| -                        | -                              | -                   | -                   | -                                       | -                           | Houille bitumineuse.                        |
| -                        | -                              | -                   | -                   | -                                       | -                           | Coke.                                       |
| -                        | -                              | -                   | -                   | -                                       | -                           | Minerais de cuivre.                         |
| -                        | 10,182                         | 10,182              | 33,601              | -                                       | 23,419                      | Minerais de fer.                            |
| -                        | 5,309                          | 5,309               | 4,425               | 884                                     | -                           | Autres minerais.                            |
| -                        | -                              | -                   | -                   | -                                       | -                           | Sable, etc...                               |
| 16                       | 16,094                         | 16,110              | 43,222              | -                                       | 27,112                      | Total.                                      |
| 1,019                    | 33,538                         | 34,557              | 31,100              | 3,457                                   | -                           | Marchandises non énumérées.                 |
| 33,849                   | 50,387                         | 84,236              | 114,821             | -                                       | 30,685                      | Grand total.                                |

Nombre de canots ou yachts automobiles ayant passé en 1941 par les 10 écluses = 213.

Tonnes (2,000 livres) des engrais.

Dans les canaux de la rivière Richelieu sont inclus l'écluse de Saint-Ours et le canal Chambly.

TABLE 26—Traffic on the ST. PETERS Canal during 1941

| Commodities                            | From Canadian to Canadian Ports<br>—<br>De ports canadiens à ports canadiens |                            | From Canadian to United States Ports<br>—<br>De ports canadiens à ports des Etats-Unis |                            | From United States to United States Ports<br>—<br>De ports des Etats-Unis à ports des Etats-Unis |                            | From United States to Canadian Ports<br>—<br>De ports des Etats-Unis à ports canadiens |                            |
|--|--|----------------------------|--|----------------------------|--|----------------------------|--|----------------------------|
|  | Up<br>—<br>En montant  | Down<br>—<br>En descendant | Up<br>—<br>En montant  | Down<br>—<br>En descendant | Up<br>—<br>En montant  | Down<br>—<br>En descendant | Up<br>—<br>En montant  | Down<br>—<br>En descendant |
|  | Tons<br>—<br>Tonnes  | Tons<br>—<br>Tonnes        | Tons<br>—<br>Tonnes  | Tons<br>—<br>Tonnes        | Tons<br>—<br>Tonnes  | Tons<br>—<br>Tonnes        | Tons<br>—<br>Tonnes  | Tons<br>—<br>Tonnes        |
| Passengers—Number .....                | 103  | 121                        | -  | -                          | -  | -                          | -  | -                          |
| <b>Agricultural Products—</b>          |  |                            |  |                            |  |                            |  |                            |
| Barley .....                           | -  | -                          | -  | -                          | -  | -                          | -  | -                          |
| Corn .....                             | -  | -                          | -  | -                          | -  | -                          | -  | -                          |
| Oats .....                             | 7  | -                          | -  | -                          | -  | -                          | -  | -                          |
| Rye .....                              | -  | -                          | -  | -                          | -  | -                          | -  | -                          |
| Flaxseed .....                         | -  | -                          | -  | -                          | -  | -                          | -  | -                          |
| Wheat .....                            | -  | -                          | -  | -                          | -  | -                          | -  | -                          |
| Other grains .....                     | -  | -                          | -  | -                          | -  | -                          | -  | -                          |
| Flour .....                            | 550  | 83                         | -  | -                          | -  | -                          | -  | -                          |
| Hay and Straw .....                    | 122  | -                          | -  | -                          | -  | -                          | -  | -                          |
| Other mill products .....              | -  | -                          | -  | -                          | -  | -                          | -  | -                          |
| Fruit and vegetables .....             | 256  | -                          | -  | -                          | -  | -                          | -  | -                          |
| Potatoes .....                         | 3,973  | 34                         | -  | -                          | -  | -                          | -  | -                          |
| <b>Total .....</b>                     | <b>4,908</b>   | <b>117</b>                 | -  | -                          | -  | -                          | -  | -                          |
| <b>Animal Products—</b>                |  |                            |  |                            |  |                            |  |                            |
| Fish .....                             | 36   | 215                        | -  | 14                         | -  | -                          | -  | -                          |
| Dressed meats .....                    | -  | -                          | -  | -                          | -  | -                          | -  | -                          |
| Other packing-house products .....     | -  | -                          | -  | -                          | -  | -                          | -  | -                          |
| All other animal products .....        | 10   | -                          | -  | -                          | -  | -                          | -  | -                          |
| <b>Total .....</b>                     | <b>46</b>  | <b>215</b>                 | -  | <b>14</b>                  | -  | -                          | -  | -                          |
| <b>Manufactures and Miscellaneous—</b> |  |                            |  |                            |  |                            |  |                            |
| Gasoline .....                         | 7,542  | -                          | -  | -                          | -  | -                          | -  | -                          |
| Petroleum and other oils .....         | 854  | 72                         | -  | -                          | -  | -                          | -  | -                          |
| Agricultural implements .....          | -  | -                          | -  | -                          | -  | -                          | -  | -                          |
| Cement, brick, lime, plaster .....     | 75   | -                          | -  | -                          | -  | -                          | -  | -                          |
| Iron, pig and bloom .....              | -  | -                          | -  | -                          | -  | -                          | -  | -                          |
| Iron and steel, other .....            | -  | -                          | -  | -                          | -  | -                          | -  | -                          |
| Sugar .....                            | -  | -                          | -  | -                          | -  | -                          | -  | -                          |
| Salt .....                             | 603  | 6                          | -  | -                          | -  | -                          | -  | -                          |
| Beverages .....                        | -  | -                          | -  | -                          | -  | -                          | -  | -                          |
| Autos and parts .....                  | -  | 3                          | -  | -                          | -  | -                          | -  | -                          |
| Paper .....                            | -  | -                          | -  | -                          | -  | -                          | -  | -                          |
| Wood pulp .....                        | -  | -                          | -  | -                          | -  | -                          | -  | -                          |
| <b>Total .....</b>                     | <b>9,074</b>   | <b>81</b>                  | -  | -                          | -  | -                          | -  | -                          |
| <b>Forest Products—</b>                |  |                            |  |                            |  |                            |  |                            |
| Pulpwood .....                         | -  | 33,140                     | -  | -                          | -  | -                          | -  | -                          |
| Logs, posts, poles, piling .....       | -  | 1                          | -  | -                          | -  | -                          | -  | -                          |
| Firewood .....                         | -  | 277                        | -  | -                          | -  | -                          | -  | -                          |
| Lumber, mill, cooperage stock .....    | 66   | -                          | -  | -                          | -  | -                          | -  | -                          |
| Other forest products .....            | -  | -                          | -  | -                          | -  | -                          | -  | -                          |
| <b>Total .....</b>                     | <b>66</b>  | <b>33,418</b>              | -  | -                          | -  | -                          | -  | -                          |
| <b>Mine Products—</b>                  |  |                            |  |                            |  |                            |  |                            |
| Hard coal .....                        | -  | -                          | -  | -                          | -  | -                          | -  | -                          |
| Soft coal .....                        | 82   | 18,600                     | -  | -                          | -  | -                          | -  | -                          |
| Coke .....                             | -  | 983                        | -  | -                          | -  | -                          | -  | -                          |
| Copper ore .....                       | -  | -                          | -  | -                          | -  | -                          | -  | -                          |
| Iron ore .....                         | -  | -                          | -  | -                          | -  | -                          | -  | -                          |
| Other ore .....                        | -  | -                          | -  | 5,118                      | -  | -                          | -  | -                          |
| Sand, gravel and stone .....           | -  | 1,130                      | -  | -                          | -  | -                          | -  | -                          |
| <b>Total .....</b>                     | <b>82</b>  | <b>20,713</b>              | -  | <b>5,118</b>               | -  | -                          | -  | -                          |
| All other freight .....                | 1,599  | 268                        | -  | -                          | -  | -                          | -  | -                          |
| <b>Grand total .....</b>               | <b>15,775</b>  | <b>54,812</b>              | -  | <b>5,132</b>               | -  | -                          | -  | -                          |

Number of pleasure craft lockages in 1941, through lock.—None.

NOTE.—In addition to the above 296 fishing boats, carrying an aggregate cargo of 136 tons passed through the St. Peter's Canal in 1941. Tons (2,000 lbs.) of cargo.



TABLEAU 26—Trafic sur le canal ST-PIERRE en 1941

| Total                    |                                | Grand total         |                     | Compared with 1940<br>—<br>Comparé avec 1940 |                             | Nomenclature                                |
|--------------------------|--------------------------------|---------------------|---------------------|--|-----------------------------|---|
| Up<br>—<br>En<br>montant | Down<br>—<br>En des<br>cendant | 1941                | 1940                | Increase<br>—<br>Augmenta-<br>tion           | Decrease<br>—<br>Diminution |   |
| Tons<br>—<br>Tonnes      | Tons<br>—<br>Tonnes            | Tons<br>—<br>Tonnes | Tons<br>—<br>Tonnes | Tons<br>—<br>Tonnes                          | Tons<br>—<br>Tonnes         |   |
| 103                      | 121                            | 224                 | 236                 | -  | 12                          | Passagers—Nombre.                           |
| 7                        | -                              | 7                   | 34                  | -  | 27                          | Produits agricoles—                         |
| -                        | -                              | -                   | -                   | -  | -                           | Orge.                                       |
| -                        | -                              | -                   | -                   | -  | -                           | Maïs.                                       |
| -                        | -                              | -                   | -                   | -  | -                           | Avoine.                                     |
| -                        | -                              | -                   | -                   | -  | -                           | Seigle.                                     |
| -                        | -                              | -                   | -                   | -  | -                           | Lin.  |
| -                        | -                              | -                   | -                   | -  | -                           | Blé.  |
| -                        | -                              | -                   | -                   | -  | -                           | Autres grains.                              |
| 83                       | 83                             | 833                 | 2,207               | -  | 1,574                       | Farine.                                     |
| 132                      | -                              | 122                 | 70                  | 52   | -                           | Poin et paille.                             |
| 154                      | -                              | -                   | 9                   | -  | 9                           | Autres produits de meunerie.                |
| 1,972                    | 34                             | 4,007               | 4,490               | -  | 118                         | Fruits et légumes.                          |
| -                        | -                              | -                   | -                   | -  | 483                         | Pommes de terre.                            |
| 4,908                    | 117                            | 5,025               | 7,184               | -  | 2,159                       | Total.                                      |
| 36                       | 229                            | 265                 | 651                 | -  | 386                         | Produits des animaux—                       |
| -                        | -                              | -                   | -                   | -  | -                           | Poisson.                                    |
| -                        | -                              | -                   | 59                  | -  | 59                          | Viandes abattues.                           |
| 10                       | -                              | 10                  | 62                  | -  | 52                          | Autres produits des fabricants de conserve. |
| -                        | -                              | -                   | -                   | -  | -                           | Tous autres produits des animaux.           |
| 46                       | 229                            | 275                 | 772                 | -  | 497                         | Total.                                      |
| 7,542                    | -                              | 7,542               | 7,322               | 220  | -                           | Manufactures—                               |
| 854                      | 72                             | 926                 | 474                 | 452  | -                           | Gazoline.                                   |
| -                        | -                              | -                   | -                   | -  | -                           | Pétrole et autres huiles.                   |
| 75                       | -                              | 75                  | 75                  | -  | -                           | Instruments aratoires.                      |
| -                        | -                              | -                   | 150                 | -  | 150                         | Ciment, briques, chaux et plâtre.           |
| -                        | -                              | -                   | 2                   | -  | 2                           | Fer en gueuse et en saumon.                 |
| -                        | -                              | -                   | -                   | -  | -                           | Tous autres fer et acier.                   |
| 603                      | 6                              | 609                 | 861                 | -  | 252                         | Sucre.                                      |
| -                        | -                              | -                   | -                   | -  | -                           | Sel.  |
| -                        | 3                              | 3                   | -                   | 3  | -                           | Vins, liqueurs et bières.                   |
| -                        | -                              | -                   | -                   | -  | -                           | Autos et pièces détachées.                  |
| -                        | -                              | -                   | -                   | -  | -                           | Papier.                                     |
| -                        | -                              | -                   | -                   | -  | -                           | Pulpe de bois.                              |
| 8,271                    | 81                             | 9,155               | 8,884               | 271  | -                           | Total.                                      |
| -                        | 33,140                         | 33,140              | 18,200              | 14,940                                       | -                           | Produits forestiers—                        |
| -                        | 1                              | 1                   | 89                  | -  | 88                          | Bois à pulpe.                               |
| -                        | 277                            | 277                 | 375                 | -  | 99                          | Billots, poteaux, pieux, pilotis.           |
| 66                       | -                              | 66                  | 582                 | -  | 516                         | Bois de chauffage.                          |
| -                        | -                              | -                   | -                   | -  | -                           | Stock de scierie et de tonnellerie.         |
| -                        | -                              | -                   | -                   | -  | -                           | Autres bois.                                |
| 66                       | 33,418                         | 33,484              | 19,247              | 14,237                                       | -                           | Total.                                      |
| -                        | -                              | -                   | 495                 | -  | 485                         | Produits miniers—                           |
| 82                       | 18,600                         | 18,682              | 12,338              | 6,344  | -                           | Houille anthracite.                         |
| -                        | 983                            | 983                 | 406                 | 577  | -                           | Houille bitumineuse.                        |
| -                        | -                              | -                   | -                   | -  | -                           | Coke.                                       |
| -                        | -                              | -                   | -                   | -  | -                           | Minerai de cuivre.                          |
| -                        | 5,118                          | 5,118               | -                   | 5,118  | -                           | Minerai de fer.                             |
| -                        | 1,130                          | 1,130               | 3,570               | -  | 2,440                       | Autres minerais.                            |
| -                        | -                              | -                   | -                   | -  | -                           | Sable, etc.                                 |
| 82                       | 25,831                         | 25,913              | 16,809              | 9,104  | -                           | Total.                                      |
| 1,599                    | 268                            | 1,867               | 1,755               | 112  | -                           | Marchandises non énumérées.                 |
| 15,775                   | 59,944                         | 75,719              | 54,651              | 21,068                                       | -                           | Grand total.                                |

Nombre de canots ou yachts automobiles ayant passé en 1941 par l'écluse—Aucun.

Nota—En outre 296 bateaux de pêche transportant tous ensemble une cargaison de 136 tonnes ont navigué le canal St-Pierre en 1941. Tonnes (2,000 livres) des cargaisons.

TABLE 27—Traffic on the MURRAY Canal during 1941

| Commodities                     | From Canadian to Canadian Ports      |                       | From Canadian to United States Ports      |                       | From United States to United States Ports      |                       | From United States to Canadian Ports      |                       |
|---------------------------------|--------------------------------------|-----------------------|---|-----------------------|--|-----------------------|---|-----------------------|
|                                 | De ports canadiens à ports canadiens |                       | De ports canadiens à ports des Etats-Unis |                       | De ports des Etats-Unis à ports des Etats-Unis |                       | De ports des Etats-Unis à ports canadiens |                       |
|                                 | Up<br>En montant                     | Down<br>En descendant | Up<br>En montant                          | Down<br>En descendant | Up<br>En montant                               | Down<br>En descendant | Up<br>En montant                          | Down<br>En descendant |
| Passengers—Number               | 224                                  | 218                   | 148                                       | 4                     | 6  | -                     | 9   | 270                   |
|                                 | Tons<br>Tonnes                       | Tons<br>Tonnes        | Tons<br>Tonnes                            | Tons<br>Tonnes        | Tons<br>Tonnes                                 | Tons<br>Tonnes        | Tons<br>Tonnes                            | Tons<br>Tonnes        |
| Agricultural Products—          |                                      |                       |   |                       |  |                       |   |                       |
| Barley                          | -                                    | -                     | -   | -                     | -  | -                     | -   | -                     |
| Corn                            | -                                    | -                     | -   | -                     | -  | -                     | -   | -                     |
| Oats                            | -                                    | -                     | -   | -                     | -  | -                     | -   | -                     |
| Rye                             | -                                    | -                     | -   | -                     | -  | -                     | -   | -                     |
| Flaxseed                        | -                                    | -                     | -   | -                     | -  | -                     | -   | -                     |
| Wheat                           | -                                    | -                     | -   | -                     | -  | -                     | -   | -                     |
| Other grains                    | -                                    | -                     | -   | -                     | -  | -                     | -   | -                     |
| Flour                           | -                                    | -                     | -   | -                     | -  | -                     | -   | -                     |
| Hay and Straw                   | -                                    | -                     | -   | -                     | -  | -                     | -   | -                     |
| Other mill products             | -                                    | -                     | -   | -                     | -  | -                     | -   | -                     |
| Fruit and vegetables            | -                                    | -                     | -   | -                     | -  | -                     | -   | -                     |
| Potatoes                        | -                                    | -                     | -   | -                     | -  | -                     | -   | -                     |
| Total                           | -                                    | -                     | -   | -                     | -  | -                     | -   | -                     |
| Animal Products—                |                                      |                       |   |                       |  |                       |   |                       |
| Fish                            | -                                    | -                     | -   | -                     | -  | -                     | -   | -                     |
| Dressed meats                   | -                                    | -                     | -   | -                     | -  | -                     | -   | -                     |
| Other packing-house products    | -                                    | -                     | -   | -                     | -  | -                     | -   | -                     |
| All other animal products       | -                                    | -                     | -   | -                     | -  | -                     | -   | -                     |
| Total                           | -                                    | -                     | -   | -                     | -  | -                     | -   | -                     |
| Manufactures and miscellaneous— |                                      |                       |   |                       |  |                       |   |                       |
| Gasoline                        | -                                    | 490                   | -   | -                     | -  | -                     | -   | -                     |
| Petroleum and other oils        | -                                    | -                     | -   | -                     | -  | -                     | -   | -                     |
| Agricultural implements         | -                                    | -                     | -   | -                     | -  | -                     | -   | -                     |
| Cement, brick, lime, plaster    | -                                    | -                     | -   | -                     | -  | -                     | -   | -                     |
| Iron, pig and bloom             | 85                                   | -                     | -   | -                     | -  | -                     | -   | -                     |
| Iron and steel, other           | -                                    | -                     | -   | -                     | -  | -                     | -   | -                     |
| Sugar                           | -                                    | -                     | -   | -                     | -  | -                     | -   | -                     |
| Salt                            | -                                    | -                     | -   | -                     | -  | -                     | -   | -                     |
| Beverages                       | -                                    | -                     | -   | -                     | -  | -                     | -   | -                     |
| Autos and parts                 | -                                    | -                     | -   | -                     | -  | -                     | -   | -                     |
| Paper                           | -                                    | -                     | -   | -                     | -  | -                     | -   | -                     |
| Wood pulp                       | -                                    | -                     | -   | -                     | -  | -                     | -   | -                     |
| Total                           | 85                                   | 490                   | -   | -                     | -  | -                     | -   | -                     |
| Forest Products—                |                                      |                       |   |                       |  |                       |   |                       |
| Pulpwood                        | -                                    | -                     | -   | -                     | -  | -                     | -   | -                     |
| Logs, post, poles, piling       | -                                    | -                     | -   | -                     | -  | -                     | -   | -                     |
| Firewood                        | -                                    | -                     | -   | -                     | -  | -                     | -   | -                     |
| Lumber, mill, cooperage stock   | -                                    | -                     | -   | -                     | -  | -                     | -   | -                     |
| Other forest products           | -                                    | -                     | -   | -                     | -  | -                     | -   | -                     |
| Total                           | -                                    | -                     | -   | -                     | -  | -                     | -   | -                     |
| Mine Products—                  |                                      |                       |   |                       |  |                       |   |                       |
| Hard coal                       | -                                    | -                     | -   | -                     | -  | -                     | -   | -                     |
| Soft coal                       | -                                    | -                     | -   | -                     | -  | -                     | -   | 979                   |
| Coke                            | -                                    | -                     | -   | -                     | -  | -                     | -   | -                     |
| Copper ore                      | -                                    | -                     | -   | -                     | -  | -                     | -   | -                     |
| Iron ore                        | -                                    | -                     | -   | -                     | -  | -                     | -   | -                     |
| Other ore                       | -                                    | -                     | -   | -                     | -  | -                     | -   | -                     |
| Sand, gravel and stone          | -                                    | -                     | -   | -                     | -  | -                     | -   | -                     |
| Total                           | -                                    | -                     | -   | -                     | -  | -                     | -   | 979                   |
| All other freight               | -                                    | -                     | -   | -                     | -  | -                     | -   | 2,060                 |
| Grand total                     | 85                                   | 490                   | -   | -                     | -  | -                     | -   | 3,039                 |

Number of pleasure craft lockages in 1941, through canal=200.  
Tons (2,000 lbs.) of cargo.

TABLEAU 27—Trafic sur le canal MURRAY en 1941

| Total                    |                                 | Grand total         |                     | Compared with 1940<br>Comparé avec 1940 |                                  | Nomenclature                                |
|--------------------------|---------------------------------|---------------------|---------------------|---|----------------------------------|---|
| Up<br>—<br>En<br>montant | Down<br>—<br>En des-<br>cendant | 1941                | 1940                | Increase<br>—<br>Augmenta-<br>tion      | Decrease<br>—<br>Diminu-<br>tion |   |
| 387                      | 492                             | 879                 | 15                  | 864                                     | -                                | Passagers—Nombre.                           |
| Tons<br>—<br>Tonnes      | Tons<br>—<br>Tonnes             | Tons<br>—<br>Tonnes | Tons<br>—<br>Tonnes | Tons<br>—<br>Tonnes                     | Tons<br>—<br>Tonnes              | Produits agricoles—                         |
| -                        | -                               | -                   | -                   | -                                       | -                                | Orge.                                       |
| -                        | -                               | -                   | -                   | -                                       | -                                | Mais.                                       |
| -                        | -                               | -                   | -                   | -                                       | -                                | Avoine.                                     |
| -                        | -                               | -                   | -                   | -                                       | -                                | Seigle.                                     |
| -                        | -                               | -                   | -                   | -                                       | -                                | Lin.  |
| -                        | -                               | -                   | -                   | -                                       | -                                | Blé.  |
| -                        | -                               | -                   | -                   | -                                       | -                                | Autres grains.                              |
| -                        | -                               | -                   | -                   | -                                       | -                                | Farine.                                     |
| -                        | -                               | -                   | -                   | -                                       | -                                | Foin et paille.                             |
| -                        | -                               | -                   | -                   | -                                       | -                                | Autres produits de meunerie.                |
| -                        | -                               | -                   | -                   | -                                       | -                                | Fruits et légumes.                          |
| -                        | -                               | -                   | -                   | -                                       | -                                | Pommes de terre.                            |
| -                        | -                               | -                   | -                   | -                                       | -                                | Total.                                      |
| -                        | -                               | -                   | -                   | -                                       | -                                | Produits des animaux—                       |
| -                        | -                               | -                   | -                   | -                                       | -                                | Poisson.                                    |
| -                        | -                               | -                   | -                   | -                                       | -                                | Viandes abattues.                           |
| -                        | -                               | -                   | -                   | -                                       | -                                | Autres produits des fabricants de conserve. |
| -                        | -                               | -                   | -                   | -                                       | -                                | Tous autres produits des animaux.           |
| -                        | -                               | -                   | -                   | -                                       | -                                | Total.                                      |
| -                        | 490                             | 490                 | 750                 | -                                       | 260                              | Manufactures—                               |
| -                        | -                               | -                   | -                   | -                                       | -                                | Gazoline.                                   |
| -                        | -                               | -                   | -                   | -                                       | -                                | Pétrole et autres huiles.                   |
| -                        | -                               | -                   | -                   | -                                       | -                                | Instruments aratoires.                      |
| -                        | -                               | -                   | -                   | -                                       | -                                | Ciment, briques, chaux et plâtre.           |
| 85                       | -                               | 85                  | -                   | 85                                      | -                                | Fer en gueuse et en saumon.                 |
| -                        | -                               | -                   | -                   | -                                       | -                                | Tous autres fer et acier.                   |
| -                        | -                               | -                   | -                   | -                                       | -                                | Sucre.                                      |
| -                        | -                               | -                   | -                   | -                                       | -                                | Sel.  |
| -                        | -                               | -                   | -                   | -                                       | -                                | Vins, liqueurs et bières.                   |
| -                        | -                               | -                   | -                   | -                                       | -                                | Autos et pièces détachées.                  |
| -                        | -                               | -                   | -                   | -                                       | -                                | Papier.                                     |
| -                        | -                               | -                   | -                   | -                                       | -                                | Pulpe de bois.                              |
| 85                       | 490                             | 575                 | 750                 | -                                       | 175                              | Total.                                      |
| -                        | -                               | -                   | -                   | -                                       | -                                | Produits forestiers—                        |
| -                        | -                               | -                   | -                   | -                                       | -                                | Bois à pulpe.                               |
| -                        | -                               | -                   | -                   | -                                       | -                                | Billots, poteaux, pieux, pilotis.           |
| -                        | -                               | -                   | -                   | -                                       | -                                | Bois de chauffage.                          |
| -                        | -                               | -                   | -                   | -                                       | -                                | Stock de sciure et de tonnellerie.          |
| -                        | -                               | -                   | -                   | -                                       | -                                | Autres bois.                                |
| -                        | -                               | -                   | -                   | -                                       | -                                | Total.                                      |
| -                        | 979                             | 979                 | -                   | 979                                     | -                                | Produits miniers—                           |
| -                        | -                               | -                   | -                   | -                                       | -                                | Houille anthracite.                         |
| -                        | -                               | -                   | -                   | -                                       | -                                | Houille bitumineuse.                        |
| -                        | -                               | -                   | -                   | -                                       | -                                | Coke.                                       |
| -                        | -                               | -                   | -                   | -                                       | -                                | Minéral de cuivre.                          |
| -                        | -                               | -                   | -                   | -                                       | -                                | Minéral de fer.                             |
| -                        | -                               | -                   | -                   | -                                       | -                                | Autres minerais.                            |
| -                        | -                               | -                   | -                   | -                                       | -                                | Sable, etc.                                 |
| -                        | 979                             | 979                 | -                   | 979                                     | -                                | Total.                                      |
| -                        | 2,060                           | 2,060               | 185                 | 1,875                                   | -                                | Marchandises non énumérées.                 |
| 85                       | 3,529                           | 3,614               | 935                 | 2,679                                   | -                                | Grand total.                                |

Nombre de canots ou yachts automobiles ayant passé en 1941 par le canal=200.  
Tonnes (2,000 livres) des cargaisons.

TABLE 28—Traffic on the OTTAWA RIVER Canals during 1941

| Commodities                        | From Canadian to Canadian Ports<br>—<br>De ports canadiens à ports canadiens |               | From Canadian to United States Ports<br>—<br>De ports canadiens à ports des Etats-Unis |               | From United States to United States Ports<br>—<br>De ports des Etats-Unis à ports des Etats-Unis |               | From United States to Canadian Ports<br>—<br>De ports des Etats-Unis à ports canadiens |               |
|------------------------------------|--|---------------|--|---------------|--|---------------|--|---------------|
|                                    | Up   | Down          | Up   | Down          | Up   | Down          | Up   | Down          |
|                                    | En montant   | En descendant | En montant   | En descendant | En montant   | En descendant | En montant   | En descendant |
| Passengers—Number.....             | -  | -             | -  | -             | -  | -             | -  | -             |
|                                    | Tons   | Tons          | Tons   | Tons          | Tons   | Tons          | Tons   | Tons          |
|                                    | Tonnes   | Tonnes        | Tonnes   | Tonnes        | Tonnes   | Tonnes        | Tonnes   | Tonnes        |
| Agricultural Products—             |  |               |  |               |  |               |  |               |
| Barley.....                        | -  | -             | -  | -             | -  | -             | -  | -             |
| Corn.....                          | -  | -             | -  | -             | -  | -             | -  | -             |
| Oats.....                          | -  | -             | -  | -             | -  | -             | -  | -             |
| Rye.....                           | -  | -             | -  | -             | -  | -             | -  | -             |
| Flaxseed.....                      | -  | -             | -  | -             | -  | -             | -  | -             |
| Wheat.....                         | -  | -             | -  | -             | -  | -             | -  | -             |
| Other grains.....                  | -  | -             | -  | -             | -  | -             | -  | -             |
| Flour.....                         | -  | -             | -  | -             | -  | -             | -  | -             |
| Hay and Straw.....                 | -  | -             | -  | -             | -  | -             | -  | -             |
| Other mill products.....           | -  | -             | -  | -             | -  | -             | -  | -             |
| Fruit and vegetables.....          | -  | -             | -  | -             | -  | -             | -  | -             |
| Potatoes.....                      | -  | -             | -  | -             | -  | -             | -  | -             |
| Total.....                         | -  | -             | -  | -             | -  | -             | -  | -             |
| Animal Products—                   |  |               |  |               |  |               |  |               |
| Fish.....                          | -  | -             | -  | -             | -  | -             | -  | -             |
| Dressed meats.....                 | -  | -             | -  | -             | -  | -             | -  | -             |
| Other packing-house products.....  | -  | -             | -  | -             | -  | -             | -  | -             |
| All other animal products.....     | -  | -             | -  | -             | -  | -             | -  | -             |
| Total.....                         | -  | -             | -  | -             | -  | -             | -  | -             |
| Manufactures and Miscellaneous—    |  |               |  |               |  |               |  |               |
| Gasoline.....                      | 58,660   | -             | -  | -             | -  | -             | -  | -             |
| Petroleum and other oils.....      | 14,584   | -             | -  | -             | -  | -             | -  | -             |
| Agricultural implements.....       | -  | -             | -  | -             | -  | -             | -  | -             |
| Cement, brick, lime, plaster.....  | -  | -             | -  | -             | -  | -             | -  | -             |
| Iron, pig and bloom.....           | -  | -             | -  | -             | -  | -             | -  | -             |
| Iron and steel, other.....         | -  | -             | -  | -             | -  | -             | -  | -             |
| Sugar.....                         | -  | -             | -  | -             | -  | -             | -  | -             |
| Salt.....                          | -  | -             | -  | -             | -  | -             | -  | -             |
| Beverages.....                     | -  | -             | -  | -             | -  | -             | -  | -             |
| Autos and parts.....               | -  | -             | -  | -             | -  | -             | -  | -             |
| Paper.....                         | -  | -             | -  | 8,840         | -  | -             | -  | -             |
| Wood pulp.....                     | -  | -             | -  | -             | -  | -             | -  | -             |
| Total.....                         | 73,244   | -             | -  | 8,840         | -  | -             | -  | -             |
| Forest Products—                   |  |               |  |               |  |               |  |               |
| Pulpwood.....                      | -  | -             | -  | -             | -  | -             | -  | -             |
| Logs, posts, poles, piling.....    | 570  | 20            | -  | -             | -  | -             | -  | -             |
| Firewood.....                      | -  | -             | -  | -             | -  | -             | -  | -             |
| Lumber, mill, cooperage stock..... | -  | -             | -  | -             | -  | -             | -  | -             |
| Other forest products.....         | -  | -             | -  | -             | -  | -             | -  | -             |
| Total.....                         | 570  | 20            | -  | -             | -  | -             | -  | -             |
| Mine Products—                     |  |               |  |               |  |               |  |               |
| Hard coal.....                     | -  | -             | -  | -             | -  | -             | -  | -             |
| Soft coal.....                     | 33,649   | -             | -  | -             | -  | -             | -  | -             |
| Coke.....                          | -  | -             | -  | -             | -  | -             | -  | -             |
| Copper ore.....                    | -  | -             | -  | -             | -  | -             | -  | -             |
| Iron ore.....                      | -  | -             | -  | -             | -  | -             | -  | -             |
| Other ore.....                     | -  | -             | -  | -             | -  | -             | -  | -             |
| Sand, gravel and stone.....        | 2,700  | 187,300       | -  | -             | -  | -             | -  | -             |
| Total.....                         | 36,349   | 187,300       | -  | -             | -  | -             | -  | -             |
| All other freight.....             | 2,610  | -             | -  | -             | -  | -             | 576  | -             |
| Grand total.....                   | 112,773  | 187,320       | -  | 8,840         | -  | -             | 576  | -             |

Number of pleasure craft lockages in 1941, through 8 locks = 2,036.

Tons (2,000 lbs.) of cargo.

Ottawa River canals include the Ste. Anne Lock and the Carillon and Grenville canals.

TABLEAU 28—Trafic sur les canaux de la RIVIÈRE OTTAWA, en 1941

| Total                    |                                 | Grand total         |                     | Compared with 1940<br>Comparé avec 1940 |                             | Nomenclature                                |
|--------------------------|---------------------------------|---------------------|---------------------|---|-----------------------------|---|
| Up<br>—<br>En<br>montant | Down<br>—<br>En des-<br>cendant | 1941                | 1940                | Increase<br>—<br>Augmenta-<br>tion      | Decrease<br>—<br>Diminution |   |
| —                        | —                               | —                   | 2                   | —                                       | 2                           | Passagers—Nombre.                           |
| Tons<br>—<br>Tonnes      | Tons<br>—<br>Tonnes             | Tons<br>—<br>Tonnes | Tons<br>—<br>Tonnes | Tons<br>—<br>Tonnes                     | Tons<br>—<br>Tonnes         | Produits agricoles—                         |
| —                        | —                               | —                   | —                   | —                                       | —                           | Orge.                                       |
| —                        | —                               | —                   | —                   | —                                       | —                           | Mais.                                       |
| —                        | —                               | —                   | —                   | —                                       | —                           | Avoine.                                     |
| —                        | —                               | —                   | —                   | —                                       | —                           | Seigle.                                     |
| —                        | —                               | —                   | —                   | —                                       | —                           | Lin.  |
| —                        | —                               | —                   | —                   | —                                       | —                           | Blé.  |
| —                        | —                               | —                   | —                   | —                                       | —                           | Autres grains.                              |
| —                        | —                               | —                   | —                   | —                                       | —                           | Farine.                                     |
| —                        | —                               | —                   | —                   | —                                       | —                           | Foin et paille.                             |
| —                        | —                               | —                   | —                   | —                                       | —                           | Autres produits de meunerie.                |
| —                        | —                               | —                   | —                   | —                                       | —                           | Fruits et légumes.                          |
| —                        | —                               | —                   | —                   | —                                       | —                           | Pommes de terre.                            |
| —                        | —                               | —                   | —                   | —                                       | —                           | Total.                                      |
| —                        | —                               | —                   | —                   | —                                       | —                           | Produits des animaux—                       |
| —                        | —                               | —                   | —                   | —                                       | —                           | Poisson.                                    |
| —                        | —                               | —                   | —                   | —                                       | —                           | Viandes abattues.                           |
| —                        | —                               | —                   | —                   | —                                       | —                           | Autres produits des fabricants de conserve. |
| —                        | —                               | —                   | —                   | —                                       | —                           | Tous autres produits des animaux.           |
| —                        | —                               | —                   | —                   | —                                       | —                           | Total.                                      |
| 58,660                   | —                               | 58,660              | 66,370              | —                                       | 7,710                       | Manufactures—                               |
| 14,584                   | —                               | 14,584              | 13,661              | 923                                     | —                           | Gasoline.                                   |
| —                        | —                               | —                   | —                   | —                                       | —                           | Pétrole et autres huiles.                   |
| —                        | —                               | —                   | —                   | —                                       | —                           | Instruments aratoires.                      |
| —                        | —                               | —                   | —                   | —                                       | —                           | Ciment, briques, chaux et plâtre.           |
| —                        | —                               | —                   | —                   | —                                       | —                           | Fer en gueuse et en saumon.                 |
| —                        | —                               | —                   | —                   | —                                       | —                           | Tous autres fer et acier.                   |
| —                        | —                               | —                   | —                   | —                                       | —                           | Sucre.                                      |
| —                        | —                               | —                   | —                   | —                                       | —                           | Sel.  |
| —                        | —                               | —                   | —                   | —                                       | —                           | Vins, liqueurs et bières.                   |
| —                        | 8,840                           | 8,840               | 18,105              | —                                       | 9,265                       | Autos et pièces détachées.                  |
| —                        | —                               | —                   | —                   | —                                       | —                           | Papier.                                     |
| —                        | —                               | —                   | —                   | —                                       | —                           | Pulpe de bois.                              |
| 73,244                   | 8,840                           | 82,084              | 98,136              | —                                       | 16,052                      | Total.                                      |
| —                        | —                               | —                   | —                   | —                                       | —                           | Produits forestiers—                        |
| 570                      | 20                              | 590                 | 2,284               | —                                       | 1,694                       | Bois à pulpe.                               |
| —                        | —                               | —                   | —                   | —                                       | —                           | Billots, poteaux, pieux et pilotis.         |
| —                        | —                               | —                   | —                   | —                                       | —                           | Bois de chauffage.                          |
| —                        | —                               | —                   | —                   | —                                       | —                           | Stock de scierie et de tonnellerie.         |
| —                        | —                               | —                   | —                   | —                                       | —                           | Autres bois.                                |
| 570                      | 20                              | 590                 | 2,284               | —                                       | 1,694                       | Total.                                      |
| —                        | —                               | —                   | —                   | —                                       | —                           | Produits miniers—                           |
| 33,649                   | —                               | 33,649              | 59,226              | —                                       | 25,577                      | Houille anthracite.                         |
| —                        | —                               | —                   | —                   | —                                       | —                           | Houille bitumineuse.                        |
| —                        | —                               | —                   | —                   | —                                       | —                           | Coke.                                       |
| —                        | —                               | —                   | —                   | —                                       | —                           | Minerai de cuivre.                          |
| —                        | —                               | —                   | —                   | —                                       | —                           | Minerai de fer.                             |
| —                        | —                               | —                   | —                   | —                                       | —                           | Autres minerais.                            |
| 2,700                    | 187,300                         | 190,000             | 153,970             | 36,030                                  | —                           | Sable, etc.                                 |
| 36,349                   | 187,300                         | 223,649             | 213,196             | 10,453                                  | —                           | Total.                                      |
| 3,186                    | —                               | 3,186               | 3,796               | —                                       | 610                         | Marchandises non énumérées.                 |
| 113,349                  | 196,160                         | 309,509             | 317,412             | —                                       | 7,903                       | Grand total.                                |

Nombre de canots ou yachts automobiles ayant passé en 1941 par les 8 écluses = 2,036.

Tonnes (2,000 livres) des cargaisons.

Dans les canaux de la rivière Ottawa sont inclus l'écluse de Sainte-Anne et les canaux de Carillon et de Grenville.

TABLE 29—Traffic on the RIDEAU Canal during 1941

| Commodities                     | From Canadian to Canadian Ports<br>—<br>De ports canadiens à ports canadiens |                            | From Canadian to United States Ports<br>—<br>De ports canadiens à ports des Etats-Unis |                            | From United States to United States Ports<br>—<br>De ports des Etats-Unis à ports des Etats-Unis |                            | From United States to Canadian Ports<br>—<br>De ports des Etats-Unis à ports canadiens |                            |
|---------------------------------|--|----------------------------|--|----------------------------|--|----------------------------|--|----------------------------|
|                                 | Up<br>—<br>En montant  | Down<br>—<br>En descendant | Up<br>—<br>En montant  | Down<br>—<br>En descendant | Up<br>—<br>En montant  | Down<br>—<br>En descendant | Up<br>—<br>En montant  | Down<br>—<br>En descendant |
|                                 | Tons<br>—<br>Tonnes  | Tons<br>—<br>Tonnes        | Tons<br>—<br>Tonnes  | Tons<br>—<br>Tonnes        | Tons<br>—<br>Tonnes  | Tons<br>—<br>Tonnes        | Tons<br>—<br>Tonnes  | Tons<br>—<br>Tonnes        |
| Passengers—Number               | 5,212  | 5,238                      | -  | -                          | -  | -                          | -  | -                          |
| Agricultural Products—          |  |                            |  |                            |  |                            |  |                            |
| Barley                          | -  | -                          | -  | -                          | -  | -                          | -  | -                          |
| Corn                            | -  | -                          | -  | -                          | -  | -                          | -  | -                          |
| Oats                            | -  | -                          | -  | -                          | -  | -                          | -  | -                          |
| Rye                             | -  | -                          | -  | -                          | -  | -                          | -  | -                          |
| Flaxseed                        | -  | -                          | -  | -                          | -  | -                          | -  | -                          |
| Wheat                           | -  | -                          | -  | -                          | -  | -                          | -  | -                          |
| Other grains                    | -  | -                          | -  | -                          | -  | -                          | -  | -                          |
| Flour                           | -  | -                          | -  | -                          | -  | -                          | -  | -                          |
| Hay and Straw                   | -  | -                          | -  | -                          | -  | -                          | -  | -                          |
| Other mill products             | -  | -                          | -  | -                          | -  | -                          | -  | -                          |
| Fruit and vegetables            | -  | -                          | -  | -                          | -  | -                          | -  | -                          |
| Potatoes                        | -  | -                          | -  | -                          | -  | -                          | -  | -                          |
| Total                           | -  | -                          | -  | -                          | -  | -                          | -  | -                          |
| Animal Products—                |  |                            |  |                            |  |                            |  |                            |
| Fish                            | -  | -                          | -  | -                          | -  | -                          | -  | -                          |
| Dressed meats                   | -  | -                          | -  | -                          | -  | -                          | -  | -                          |
| Other packing-house products    | -  | -                          | -  | -                          | -  | -                          | -  | -                          |
| All other animal products       | -  | -                          | -  | -                          | -  | -                          | -  | -                          |
| Total                           | -  | -                          | -  | -                          | -  | -                          | -  | -                          |
| Manufactures and Miscellaneous— |  |                            |  |                            |  |                            |  |                            |
| Gasoline                        | -  | -                          | -  | -                          | -  | -                          | -  | -                          |
| Petroleum and other oils        | -  | -                          | -  | -                          | -  | -                          | -  | -                          |
| Agricultural implements         | -  | -                          | -  | -                          | -  | -                          | -  | -                          |
| Cement, brick, lime, plaster    | 49   | -                          | -  | -                          | -  | -                          | -  | -                          |
| Iron, pig and bloom             | -  | -                          | -  | -                          | -  | -                          | -  | -                          |
| Iron and steel, other           | -  | -                          | -  | -                          | -  | -                          | -  | -                          |
| Sugar                           | -  | -                          | -  | -                          | -  | -                          | -  | -                          |
| Salt                            | -  | -                          | -  | -                          | -  | -                          | -  | -                          |
| Beverages                       | -  | -                          | -  | -                          | -  | -                          | -  | -                          |
| Autos and parts                 | -  | -                          | -  | -                          | -  | -                          | -  | -                          |
| Paper                           | -  | -                          | -  | -                          | -  | -                          | -  | -                          |
| Wood pulp                       | -  | -                          | -  | -                          | -  | -                          | -  | -                          |
| Total                           | 49   | -                          | -  | -                          | -  | -                          | -  | -                          |
| Forest Products—                |  |                            |  |                            |  |                            |  |                            |
| Pulpwood                        | -  | -                          | -  | -                          | -  | -                          | -  | -                          |
| Logs, posts, polee, piling      | 5  | -                          | -  | -                          | -  | -                          | -  | -                          |
| Firewood                        | -  | -                          | -  | -                          | -  | -                          | -  | -                          |
| Lumber, mill, cooperage stock   | 319  | -                          | -  | -                          | -  | -                          | -  | -                          |
| Other forest products           | -  | -                          | -  | -                          | -  | -                          | -  | -                          |
| Total                           | 324  | -                          | -  | -                          | -  | -                          | -  | -                          |
| Mine Products—                  |  |                            |  |                            |  |                            |  |                            |
| Hard coal                       | -  | -                          | -  | -                          | -  | -                          | -  | -                          |
| Soft coal                       | 48   | 110                        | -  | -                          | -  | -                          | -  | -                          |
| Coke                            | -  | -                          | -  | -                          | -  | -                          | -  | -                          |
| Copper ore                      | -  | -                          | -  | -                          | -  | -                          | -  | -                          |
| Iron ore                        | -  | -                          | -  | -                          | -  | -                          | -  | -                          |
| Other ore                       | -  | -                          | -  | -                          | -  | -                          | -  | -                          |
| Sand, gravel and stone          | 49   | 715                        | -  | -                          | -  | -                          | -  | -                          |
| Total                           | 97   | 825                        | -  | -                          | -  | -                          | -  | -                          |
| All other freight               | 67   | 36                         | -  | -                          | -  | -                          | -  | -                          |
| Grand total                     | 537  | 861                        | -  | -                          | -  | -                          | -  | -                          |

Number of pleasure craft lockages in 1941, through 49 locks=10,576.  
Tons (2,000 lbs.) of cargo.

TABLEAU 29—Trafic sur le canal RIDEAU en 1941

| Total               |                            | Grand total         |                     | Compared with 1940<br>Comparé avec 1940 |                             | Nomenclature                                |
|---------------------|----------------------------|---------------------|---------------------|---|-----------------------------|---|
| Up<br>En<br>montant | Down<br>En des-<br>cendant | 1941                | 1940                | Increase<br>—<br>Augmenta-<br>tion      | Decrease<br>—<br>Diminution |   |
| 5,212               | 5,238                      | 10,450              | 8,359               | 2,091                                   | -                           | Passagers—Nombre.                           |
| Tons<br>—<br>Tonnes | Tons<br>—<br>Tonnes        | Tons<br>—<br>Tonnes | Tons<br>—<br>Tonnes | Tons<br>—<br>Tonnes                     | Tons<br>—<br>Tonnes         | Produits agricoles—                         |
| -                   | -                          | -                   | -                   | -                                       | -                           | Orge.                                       |
| -                   | -                          | -                   | -                   | -                                       | -                           | Mais.                                       |
| -                   | -                          | -                   | -                   | -                                       | -                           | Avoine.                                     |
| -                   | -                          | -                   | -                   | -                                       | -                           | Seigle.                                     |
| -                   | -                          | -                   | -                   | -                                       | -                           | Lin.  |
| -                   | -                          | -                   | -                   | -                                       | -                           | Blé.  |
| -                   | -                          | -                   | -                   | -                                       | -                           | Autres grains.                              |
| -                   | -                          | -                   | -                   | -                                       | -                           | Farine.                                     |
| -                   | -                          | -                   | -                   | -                                       | -                           | Foin et paille.                             |
| -                   | -                          | -                   | 8                   | -                                       | 8                           | Autres produits de meunerie.                |
| -                   | -                          | -                   | -                   | -                                       | -                           | Fruits et légumes.                          |
| -                   | -                          | -                   | -                   | -                                       | -                           | Pommes de terre.                            |
| -                   | -                          | -                   | 8                   | -                                       | 8                           | Total.                                      |
| -                   | -                          | -                   | -                   | -                                       | -                           | Produits des animaux—                       |
| -                   | -                          | -                   | -                   | -                                       | -                           | Poisson.                                    |
| -                   | -                          | -                   | -                   | -                                       | -                           | Viandes abattues.                           |
| -                   | -                          | -                   | 2                   | -                                       | 2                           | Autres produits des fabricants de conserve. |
| -                   | -                          | -                   | -                   | -                                       | -                           | Tous autres produits des animaux.           |
| -                   | -                          | -                   | 2                   | -                                       | 2                           | Total.                                      |
| -                   | -                          | -                   | -                   | -                                       | -                           | Manufactures—                               |
| -                   | -                          | -                   | -                   | -                                       | -                           | Gazoline.                                   |
| -                   | -                          | -                   | -                   | -                                       | -                           | Pétrole et autres huiles.                   |
| -                   | -                          | -                   | -                   | -                                       | -                           | Instrument aratoires.                       |
| 49                  | -                          | 49                  | 95                  | -                                       | 46                          | Ciment, briques, chaux et plâtre.           |
| -                   | -                          | -                   | -                   | -                                       | -                           | Fer en gueuse et en saumon.                 |
| -                   | -                          | -                   | -                   | -                                       | -                           | Tous autres fer et acier.                   |
| -                   | -                          | -                   | -                   | -                                       | -                           | Sucre.                                      |
| -                   | -                          | -                   | -                   | -                                       | -                           | Sel.  |
| -                   | -                          | -                   | -                   | -                                       | -                           | Vins, liqueurs et bières.                   |
| -                   | -                          | -                   | -                   | -                                       | -                           | Autos et pièces détachées.                  |
| -                   | -                          | -                   | -                   | -                                       | -                           | Papier.                                     |
| -                   | -                          | -                   | -                   | -                                       | -                           | Pulpe de bois.                              |
| 49                  | -                          | 49                  | 95                  | -                                       | 46                          | Total.                                      |
| -                   | -                          | -                   | -                   | -                                       | -                           | Produits forestiers—                        |
| 5                   | -                          | 5                   | 271                 | -                                       | 266                         | Bois à pulpe.                               |
| -                   | -                          | -                   | 28                  | -                                       | 28                          | Billots, poteaux, pieux, pilotis.           |
| 319                 | -                          | 319                 | 174                 | 145                                     | -                           | Bois de chauffage.                          |
| -                   | -                          | -                   | -                   | -                                       | -                           | Stock de scierie et de tonnellerie.         |
| -                   | -                          | -                   | -                   | -                                       | -                           | Autres bois.                                |
| 324                 | -                          | 324                 | 473                 | -                                       | 149                         | Total.                                      |
| -                   | -                          | -                   | -                   | -                                       | -                           | Produits miniers—                           |
| 48                  | 110                        | 158                 | 78                  | 80                                      | -                           | Houille anthracite.                         |
| -                   | -                          | -                   | -                   | -                                       | -                           | Houille bitumineuse.                        |
| -                   | -                          | -                   | -                   | -                                       | -                           | Coke.                                       |
| -                   | -                          | -                   | -                   | -                                       | -                           | Minéral de cuivre.                          |
| -                   | -                          | -                   | -                   | -                                       | -                           | Minéral de fer.                             |
| 49                  | 715                        | 764                 | 530                 | 234                                     | -                           | Autres minerais.                            |
| -                   | -                          | -                   | -                   | -                                       | -                           | Sable, etc.                                 |
| 97                  | 825                        | 922                 | 608                 | 314                                     | -                           | Total.                                      |
| 67                  | 36                         | 103                 | 124                 | -                                       | 21                          | Marchandises non énumérées.                 |
| 537                 | 861                        | 1,398               | 1,310               | 88                                      | -                           | Grand total.                                |

Nombre de canots ou yachts automobiles ayant passé en 1941 par les 49 écluses = 10,576.  
Tonnes (2,000 livres) des cargaisons.

TABLE 30—Traffic on the TRENT Canal during 1941

| Commodities                        | From Canadian to Canadian Ports<br>—<br>De ports canadiens à ports canadiens |               | From Canadian to United States Ports<br>—<br>De ports canadiens à ports des Etats-Unis |               | From United States to United States Ports<br>—<br>De ports des Etats-Unis à ports des Etats-Unis |               | From United States to Canadian Ports<br>—<br>De ports des Etats-Unis à ports canadiens |               |
|------------------------------------|--|---------------|--|---------------|--|---------------|--|---------------|
|                                    | Up   | Down          | Up   | Down          | Up   | Down          | Up   | Down          |
|                                    | En montant   | En descendant | En montant   | En descendant | En montant   | En descendant | En montant   | En descendant |
| Passengers—Number.....             | 12,658   | 12,622        | -  | -             | -  | -             | 8  | -             |
|                                    | Tons   | Tons          | Tons   | Tons          | Tons   | Tons          | Tons   | Tons          |
| Agricultural Products—             | Tonnes   | Tonnes        | Tonnes   | Tonnes        | Tonnes   | Tonnes        | Tonnes   | Tonnes        |
| Barley.....                        | -  | -             | -  | -             | -  | -             | -  | -             |
| Corn.....                          | -  | -             | -  | -             | -  | -             | -  | -             |
| Oats.....                          | -  | 1             | -  | -             | -  | -             | -  | -             |
| Rye.....                           | -  | -             | -  | -             | -  | -             | -  | -             |
| Flaxseed.....                      | -  | -             | -  | -             | -  | -             | -  | -             |
| Wheat.....                         | -  | -             | -  | -             | -  | -             | -  | -             |
| Other grains.....                  | -  | -             | -  | -             | -  | -             | -  | -             |
| Flour.....                         | 1  | 2             | -  | -             | -  | -             | -  | -             |
| Hay and Straw.....                 | 1  | 14            | -  | -             | -  | -             | -  | -             |
| Other mill products.....           | 2  | -             | -  | -             | -  | -             | -  | -             |
| Fruit and vegetables.....          | 3  | -             | -  | -             | -  | -             | -  | -             |
| Potatoes.....                      | -  | -             | -  | -             | -  | -             | -  | -             |
| Total.....                         | 7  | 17            | -  | -             | -  | -             | -  | -             |
| Animal Products—                   |  |               |  |               |  |               |  |               |
| Fish.....                          | -  | 1             | -  | -             | -  | -             | -  | -             |
| Dressed meats.....                 | 1  | -             | -  | -             | -  | -             | -  | -             |
| Other packing-house products.....  | -  | -             | -  | -             | -  | -             | -  | -             |
| All other animal products.....     | -  | -             | -  | -             | -  | -             | -  | -             |
| Total.....                         | 1  | 1             | -  | -             | -  | -             | -  | -             |
| Manufactures and Miscellaneous—    |  |               |  |               |  |               |  |               |
| Gasoline.....                      | 26   | 124           | -  | -             | -  | -             | -  | -             |
| Petroleum and other oils.....      | 22   | 36            | -  | -             | -  | -             | -  | -             |
| Agricultural implements.....       | -  | -             | -  | -             | -  | -             | -  | -             |
| Cement, brick, lime, plaster.....  | 16   | -             | -  | -             | -  | -             | -  | -             |
| Iron, pig and bloom.....           | -  | 2             | -  | -             | -  | -             | -  | -             |
| Iron and steel, other.....         | 1  | -             | -  | -             | -  | -             | -  | -             |
| Sugar.....                         | 1  | -             | -  | -             | -  | -             | -  | -             |
| Salt.....                          | -  | -             | -  | -             | -  | -             | -  | -             |
| Beverages.....                     | 1  | -             | -  | -             | -  | -             | -  | -             |
| Autos and parts.....               | -  | -             | -  | -             | -  | -             | -  | -             |
| Paper.....                         | -  | -             | -  | -             | -  | -             | -  | -             |
| Wood pulp.....                     | -  | -             | -  | -             | -  | -             | -  | -             |
| Total.....                         | 67   | 162           | -  | -             | -  | -             | -  | -             |
| Forest Products—                   |  |               |  |               |  |               |  |               |
| Pulpwood.....                      | -  | -             | -  | -             | -  | -             | -  | -             |
| Logs, posts, poles, piling.....    | 3,965  | 576           | -  | -             | -  | -             | -  | -             |
| Firewood.....                      | -  | 40            | -  | -             | -  | -             | -  | -             |
| Lumber, mill, cooperage stock..... | 587  | 315           | -  | -             | -  | -             | -  | -             |
| Other forest products.....         | -  | -             | -  | -             | -  | -             | -  | -             |
| Total.....                         | 4,552  | 931           | -  | -             | -  | -             | -  | -             |
| Mine Products—                     |  |               |  |               |  |               |  |               |
| Hard coal.....                     | -  | -             | -  | -             | -  | -             | -  | -             |
| Soft coal.....                     | 31   | 29            | -  | -             | -  | -             | -  | -             |
| Coke.....                          | -  | -             | -  | -             | -  | -             | -  | -             |
| Copper ore.....                    | -  | -             | -  | -             | -  | -             | -  | -             |
| Iron ore.....                      | 2  | -             | -  | -             | -  | -             | -  | -             |
| Other ore.....                     | -  | 18,967        | -  | -             | -  | -             | -  | -             |
| Sand, gravel and stone.....        | 3  | -             | -  | -             | -  | -             | -  | -             |
| Total.....                         | 36   | 18,996        | -  | -             | -  | -             | -  | -             |
| All other freight.....             | 491  | 171           | -  | -             | -  | -             | -  | -             |
| Grand total.....                   | 5,154  | 20,278        | -  | -             | -  | -             | -  | -             |

Number of pleasure craft lockages in 1941 through 44 locks and over 2 marine railways=8,707.  
Tons (2,000 lbs.) of cargo.



TABLEAU 30—Trafic sur le canal TRENT en 1941

| Total                    |                                 | Grand total         |                     | Compared with 1940<br>Comparé avec 1940 |                             | Nomenclature                                |
|--------------------------|---------------------------------|---------------------|---------------------|---|-----------------------------|---|
| Up<br>—<br>En<br>montant | Down<br>—<br>En des-<br>cendant | 1941                | 1940                | Increase<br>—<br>Augmenta-<br>tion      | Decrease<br>—<br>Diminution |   |
| 12,666                   | 12,622                          | 25,288              | 22,722              | 2,566                                   | -                           | Passagers—Nombre.                           |
| Tons<br>—<br>Tonnes      | Tons<br>—<br>Tonnes             | Tons<br>—<br>Tonnes | Tons<br>—<br>Tonnes | Tons<br>—<br>Tonnes                     | Tons<br>—<br>Tonnes         | Produits agricoles—                         |
| -                        | -                               | -                   | -                   | -                                       | -                           | Orge.                                       |
| -                        | 1                               | 1                   | 4                   | -                                       | 3                           | Maïs.                                       |
| -                        | -                               | -                   | -                   | -                                       | -                           | Avoine.                                     |
| -                        | -                               | -                   | -                   | -                                       | -                           | Seigle.                                     |
| -                        | -                               | -                   | -                   | -                                       | -                           | Lin.  |
| -                        | -                               | -                   | -                   | -                                       | -                           | Blé.  |
| -                        | 2                               | 3                   | 3                   | -                                       | -                           | Autres grains.                              |
| -                        | 14                              | 15                  | 24                  | -                                       | 9                           | Farine.                                     |
| -                        | -                               | 2                   | -                   | -                                       | -                           | Foin et paille.                             |
| -                        | -                               | 3                   | 44                  | -                                       | 41                          | Autres produits de meunerie.                |
| -                        | -                               | -                   | -                   | -                                       | -                           | Fruits et légumes.                          |
| -                        | -                               | -                   | -                   | -                                       | -                           | Pommes de terre.                            |
| 7                        | 17                              | 24                  | 75                  | -                                       | 51                          | Total.                                      |
| -                        | 1                               | 1                   | -                   | -                                       | 1                           | Produits des animaux—                       |
| 1                        | -                               | 1                   | 3                   | -                                       | 2                           | Poisson.                                    |
| -                        | -                               | -                   | -                   | -                                       | -                           | Viandes abattues.                           |
| -                        | -                               | -                   | -                   | -                                       | -                           | Autres produits des fabricants de conserve. |
| -                        | -                               | -                   | -                   | -                                       | -                           | Trois autres produits des animaux.          |
| 1                        | 1                               | 2                   | 3                   | -                                       | 1                           | Total.                                      |
| 26                       | 124                             | 150                 | 185                 | -                                       | 35                          | Manufactures—                               |
| 22                       | 36                              | 58                  | 92                  | -                                       | 34                          | Gazoline.                                   |
| -                        | -                               | -                   | -                   | -                                       | -                           | Pétrole et autres huiles.                   |
| 16                       | -                               | 16                  | 14                  | -                                       | -                           | Instrumentations nautiques.                 |
| -                        | 2                               | 2                   | -                   | -                                       | 2                           | Ciment, briques, chaux et plâtre.           |
| 1                        | -                               | 1                   | -                   | -                                       | 1                           | Fer en gueuse et en saumon.                 |
| 1                        | -                               | 1                   | -                   | -                                       | 1                           | Tous autres fer et acier.                   |
| -                        | -                               | -                   | -                   | -                                       | -                           | Sucre.                                      |
| 1                        | -                               | 1                   | 1                   | -                                       | -                           | Sel.  |
| -                        | -                               | -                   | -                   | -                                       | -                           | Vins, liqueurs et bières.                   |
| -                        | -                               | -                   | -                   | -                                       | -                           | Autos et pièces détachées.                  |
| -                        | -                               | -                   | -                   | -                                       | -                           | Papier.                                     |
| -                        | -                               | -                   | -                   | -                                       | -                           | Pulpe de bois.                              |
| 67                       | 162                             | 229                 | 292                 | -                                       | 63                          | Total.                                      |
| -                        | -                               | -                   | 347                 | -                                       | 347                         | Produits forestiers—                        |
| 3,969                    | 576                             | 4,541               | 2,865               | 1,676                                   | -                           | Bois à pulpe.                               |
| -                        | 40                              | 40                  | 303                 | -                                       | 263                         | Billots, poteaux, pieux, pilotis.           |
| 587                      | 315                             | 902                 | 358                 | 544                                     | -                           | Bois de chauffage.                          |
| -                        | -                               | -                   | -                   | -                                       | -                           | Stock de scierie et de tonnellerie.         |
| -                        | -                               | -                   | -                   | -                                       | -                           | Autres bois.                                |
| 4,552                    | 931                             | 5,483               | 3,873               | 1,610                                   | -                           | Total.                                      |
| -                        | -                               | -                   | -                   | -                                       | -                           | Produits miniers—                           |
| 31                       | 29                              | 60                  | 128                 | -                                       | 68                          | Houille anthracite.                         |
| -                        | -                               | -                   | -                   | -                                       | -                           | Houille bitumineuse.                        |
| -                        | -                               | -                   | -                   | -                                       | -                           | Coke.                                       |
| 2                        | -                               | 2                   | -                   | -                                       | 2                           | Minerai de cuivre.                          |
| -                        | 18,967                          | 18,967              | 19,185              | -                                       | 218                         | Minerai de fer.                             |
| -                        | -                               | 3                   | 7                   | -                                       | 4                           | Autres minerais.                            |
| -                        | -                               | -                   | -                   | -                                       | -                           | Sable, etc.                                 |
| 36                       | 18,996                          | 19,032              | 19,320              | -                                       | 288                         | Total.                                      |
| 491                      | 171                             | 662                 | 261                 | 401                                     | -                           | Marchandises non énumérées.                 |
| 5,154                    | 20,278                          | 25,432              | 23,824              | 1,608                                   | -                           | Grand total.                                |

Nombre de canots ou yachts automobiles ayant passé en 1941 les 44 écluses et les 2 chemins de fer de halage=8,707 Tonnes (2,000 livres) des cargaisons.

TABLE 31—Traffic on the ST. ANDREWS Canal during 1941


| Commodities                        | From Canadian to Canadian Ports      |                       | From Canadian to United States Ports      |                       | From United States to United States Ports      |                       | From United States to Canadian Ports      |                       |
|------------------------------------|--------------------------------------|-----------------------|---|-----------------------|--|-----------------------|---|-----------------------|
|                                    | De ports canadiens à ports canadiens |                       | De ports canadiens à ports des Etats-Unis |                       | De ports des Etats-Unis à ports des Etats-Unis |                       | De ports des Etats-Unis à ports canadiens |                       |
|                                    | Up<br>En montant                     | Down<br>En descendant | Up<br>En montant                          | Down<br>En descendant | Up<br>En montant                               | Down<br>En descendant | Up<br>En montant                          | Down<br>En descendant |
| Passengers—Number.....             | 1,429                                | 1,720                 | -   | -                     | -  | -                     | -   | -                     |
|                                    | Tons<br>Tonnes                       | Tons<br>Tonnes        | Tons<br>Tonnes                            | Tons<br>Tonnes        | Tons<br>Tonnes                                 | Tons<br>Tonnes        | Tons<br>Tonnes                            | Tons<br>Tonnes        |
| Agricultural Products—             |                                      |                       |   |                       |  |                       |   |                       |
| Barley.....                        | -                                    | -                     | -   | -                     | -  | -                     | -   | -                     |
| Corn.....                          | -                                    | -                     | -   | -                     | -  | -                     | -   | -                     |
| Oats.....                          | -                                    | -                     | -   | -                     | -  | -                     | -   | -                     |
| Rye.....                           | -                                    | -                     | -   | -                     | -  | -                     | -   | -                     |
| Flaxseed.....                      | -                                    | -                     | -   | -                     | -  | -                     | -   | -                     |
| Wheat.....                         | -                                    | -                     | -   | -                     | -  | -                     | -   | -                     |
| Other grains.....                  | -                                    | -                     | -   | -                     | -  | -                     | -   | -                     |
| Flour.....                         | -                                    | -                     | -   | -                     | -  | -                     | -   | -                     |
| Hay and Straw.....                 | -                                    | -                     | -   | -                     | -  | -                     | -   | -                     |
| Other mill products.....           | -                                    | -                     | -   | -                     | -  | -                     | -   | -                     |
| Fruit and vegetables.....          | -                                    | -                     | -   | -                     | -  | -                     | -   | -                     |
| Potatoes.....                      | -                                    | -                     | -   | -                     | -  | -                     | -   | -                     |
| Total.....                         | -                                    | -                     | -   | -                     | -  | -                     | -   | -                     |
| Animal Products—                   |                                      |                       |   |                       |  |                       |   |                       |
| Fish.....                          | 2,274                                | 1                     | -   | -                     | -  | -                     | -   | -                     |
| Dressed meats.....                 | -                                    | -                     | -   | -                     | -  | -                     | -   | -                     |
| Other packing-house products.....  | -                                    | -                     | -   | -                     | -  | -                     | -   | -                     |
| All other animal products.....     | -                                    | -                     | -   | -                     | -  | -                     | -   | -                     |
| Total.....                         | 2,274                                | 1                     | -   | -                     | -  | -                     | -   | -                     |
| Manufactures and Miscellaneous—    |                                      |                       |   |                       |  |                       |   |                       |
| Gasoline.....                      | -                                    | 3                     | -   | -                     | -  | -                     | -   | -                     |
| Petroleum and other oils.....      | -                                    | -                     | -   | -                     | -  | -                     | -   | -                     |
| Agricultural implements.....       | -                                    | -                     | -   | -                     | -  | -                     | -   | -                     |
| Cement, brick, lime, plaster.....  | -                                    | 12                    | -   | -                     | -  | -                     | -   | -                     |
| Iron, pig and bloom.....           | -                                    | -                     | -   | -                     | -  | -                     | -   | -                     |
| Iron and steel, other.....         | -                                    | -                     | -   | -                     | -  | -                     | -   | -                     |
| Sugar.....                         | -                                    | -                     | -   | -                     | -  | -                     | -   | -                     |
| Salt.....                          | -                                    | -                     | -   | -                     | -  | -                     | -   | -                     |
| Beverages.....                     | -                                    | -                     | -   | -                     | -  | -                     | -   | -                     |
| Autos and parts.....               | -                                    | -                     | -   | -                     | -  | -                     | -   | -                     |
| Paper.....                         | -                                    | -                     | -   | -                     | -  | -                     | -   | -                     |
| Wood pulp.....                     | -                                    | -                     | -   | -                     | -  | -                     | -   | -                     |
| Total.....                         | -                                    | 15                    | -   | -                     | -  | -                     | -   | -                     |
| Forest Products—                   |                                      |                       |   |                       |  |                       |   |                       |
| Pulpwood.....                      | -                                    | -                     | -   | -                     | -  | -                     | -   | -                     |
| Logs, posts, poles, piling.....    | -                                    | -                     | -   | -                     | -  | -                     | -   | -                     |
| Firewood.....                      | 1,146                                | -                     | -   | -                     | -  | -                     | -   | -                     |
| Lumber, mill, cooperage stock..... | 13,411                               | 2                     | -   | -                     | -  | -                     | -   | -                     |
| Other forest products.....         | -                                    | -                     | -   | -                     | -  | -                     | -   | -                     |
| Total.....                         | 14,557                               | 2                     | -   | -                     | -  | -                     | -   | -                     |
| Mine Products—                     |                                      |                       |   |                       |  |                       |   |                       |
| Hard coal.....                     | -                                    | -                     | -   | -                     | -  | -                     | -   | -                     |
| Soft coal.....                     | -                                    | 402                   | -   | -                     | -  | -                     | -   | -                     |
| Coke.....                          | -                                    | -                     | -   | -                     | -  | -                     | -   | -                     |
| Copper ore.....                    | -                                    | -                     | -   | -                     | -  | -                     | -   | -                     |
| Iron ore.....                      | -                                    | -                     | -   | -                     | -  | -                     | -   | -                     |
| Other ore.....                     | -                                    | -                     | -   | -                     | -  | -                     | -   | -                     |
| Sand, gravel and stone.....        | -                                    | -                     | -   | -                     | -  | -                     | -   | -                     |
| Total.....                         | -                                    | 402                   | -   | -                     | -  | -                     | -   | -                     |
| All other freight.....             | 104                                  | 5,542                 | -   | -                     | -  | -                     | -   | -                     |
| Grand total.....                   | 16,935                               | 5,962                 | -   | -                     | -  | -                     | -   | -                     |


Number of pleasure craft lockages through locks in 1941=244.  
Tons (2,000 lbs.) of cargo.


TABLEAU 31—Trafic sur le canal ST-ANDRÉ en 1941


| Total                    |                               | Grand total         |                     | Compared with 1940<br>Comparé avec 1940 |                             | Nomenclature                                |
|--------------------------|-------------------------------|---------------------|---------------------|---|-----------------------------|---|
| Up<br>—<br>En<br>montant | Down<br>—<br>En<br>descendant | 1941                | 1940                | Increase<br>—<br>Augmenta-<br>tion      | Decrease<br>—<br>Diminution |   |
| 1,429                    | 1,720                         | 3,149               | 3,129               | 20                                      | -                           | Passagers—Nombre.                           |
| Tons<br>—<br>Tonnes      | Tons<br>—<br>Tonnes           | Tons<br>—<br>Tonnes | Tons<br>—<br>Tonnes | Tons<br>—<br>Tonnes                     | Tons<br>—<br>Tonnes         | Produits agricoles—                         |
| -                        | -                             | -                   | -                   | -                                       | -                           | Orge.                                       |
| -                        | -                             | -                   | -                   | -                                       | -                           | Maïs.                                       |
| -                        | -                             | -                   | -                   | -                                       | -                           | Avoine.                                     |
| -                        | -                             | -                   | -                   | -                                       | -                           | Seigle.                                     |
| -                        | -                             | -                   | -                   | -                                       | -                           | Lin.  |
| -                        | -                             | -                   | -                   | -                                       | -                           | Blé.  |
| -                        | -                             | -                   | -                   | -                                       | -                           | Autres grains.                              |
| -                        | -                             | -                   | -                   | -                                       | -                           | Farine.                                     |
| -                        | -                             | -                   | -                   | -                                       | -                           | Foin et paille.                             |
| -                        | -                             | -                   | -                   | -                                       | -                           | Autres produits de meunerie.                |
| -                        | -                             | -                   | -                   | -                                       | -                           | Fruits et légumes.                          |
| -                        | -                             | -                   | -                   | -                                       | -                           | Pommes de terre.                            |
| -                        | -                             | -                   | -                   | -                                       | -                           | Total.                                      |
| 2,274                    | 1                             | 2,275               | 1,978               | 297                                     | -                           | Produits des animaux—                       |
| -                        | -                             | -                   | -                   | -                                       | -                           | Poisson.                                    |
| -                        | -                             | -                   | -                   | -                                       | -                           | Viandes abattues.                           |
| -                        | -                             | -                   | -                   | -                                       | -                           | Autres produits des fabricants de conserve. |
| -                        | -                             | -                   | -                   | -                                       | -                           | Tous autres produits des animaux.           |
| 2,274                    | 1                             | 2,275               | 1,978               | 297                                     | -                           | Total.                                      |
| -                        | 3                             | 3                   | 19                  | -                                       | 16                          | Manufactures—                               |
| -                        | -                             | -                   | -                   | -                                       | -                           | Gazole.                                     |
| -                        | -                             | -                   | -                   | -                                       | -                           | Pétrole et autres huiles.                   |
| -                        | 12                            | 12                  | -                   | 12                                      | -                           | Instruments aratoires.                      |
| -                        | -                             | -                   | -                   | -                                       | -                           | Ciment, briques, chaux et plâtre.           |
| -                        | -                             | -                   | 10                  | -                                       | 10                          | Fer en gueuse et en saumon.                 |
| -                        | -                             | -                   | -                   | -                                       | -                           | Tous autres fer et acier.                   |
| -                        | -                             | -                   | -                   | -                                       | -                           | Sucre.                                      |
| -                        | -                             | -                   | -                   | -                                       | -                           | Sel.  |
| -                        | -                             | -                   | -                   | -                                       | -                           | Vins, liqueurs et bières.                   |
| -                        | -                             | -                   | -                   | -                                       | -                           | Autos et pièces détachées.                  |
| -                        | -                             | -                   | -                   | -                                       | -                           | Papier.                                     |
| -                        | -                             | -                   | -                   | -                                       | -                           | Pulpe de bois.                              |
| -                        | 15                            | 15                  | 29                  | -                                       | 14                          | Total.                                      |
| -                        | -                             | -                   | -                   | -                                       | -                           | Produits forestiers—                        |
| -                        | -                             | -                   | -                   | -                                       | -                           | Bois à pulpe.                               |
| 1,119                    | -                             | 1,146               | 3,493               | -                                       | 2,347                       | Billots, poteaux, pieux, pilotis.           |
| 13,411                   | 2                             | 13,413              | 5,988               | 7,425                                   | -                           | Bois de chauffage.                          |
| -                        | -                             | -                   | -                   | -                                       | -                           | Stock de scierie et de tonnellerie.         |
| -                        | -                             | -                   | -                   | -                                       | -                           | Autres bois.                                |
| 14,557                   | 2                             | 14,559              | 9,481               | 5,078                                   | -                           | Total.                                      |
| -                        | -                             | -                   | -                   | -                                       | -                           | Produits miniers—                           |
| -                        | 402                           | 402                 | 110                 | 292                                     | -                           | Houille anthracite.                         |
| -                        | -                             | -                   | -                   | -                                       | -                           | Houille bitumineuse.                        |
| -                        | -                             | -                   | -                   | -                                       | -                           | Coke.                                       |
| -                        | -                             | -                   | -                   | -                                       | -                           | Minerai de cuivre.                          |
| -                        | -                             | -                   | -                   | -                                       | -                           | Minerai de fer.                             |
| -                        | -                             | -                   | -                   | -                                       | -                           | Autres minerais.                            |
| -                        | -                             | -                   | -                   | -                                       | -                           | Sable, etc.                                 |
| -                        | 402                           | 402                 | 110                 | 292                                     | -                           | Total.                                      |
| 104                      | 5,542                         | 5,646               | 5,181               | 465                                     | -                           | Marchandises non énumérées.                 |
| 16,935                   | 5,962                         | 22,897              | 16,779              | 6,118                                   | -                           | Grand total.                                |

Nombre de canots ou yachts automobiles ayant passé l'écluse en 1941=244.  
Tonnes (2,000 livres) des cargaisons.









STATISTICS CANADA LIBRARY  
BIBLIOTHÈQUE STATISTIQUE CANADA



1010702838

CANADA

MINISTÈRE DU COMMERCE

BUREAU FÉDÉRAL DE LA STATISTIQUE

SECTION DES TRANSPORTS ET UTILITÉS PUBLIQUES

---

# STATISTIQUE DES CANAUX

POUR L'ANNÉE TERMINÉE

LE 31 DÉCEMBRE

## 1941

DRESSÉE EN COLLABORATION  
AVEC LE MINISTÈRE DES  
TRANSPORTS

Publié par ordre de l'hon. James A. MacKinnon, M.P.  
Ministre du Commerce



OTTAWA  
EDMOND CLOUTIER  
IMPRIMEUR DE SA TRÈS EXCELLENTE MAJESTÉ LE ROI  
1942

*Prix, 25 cents*