

SHIPPING REPORT
OF THE
DEPARTMENT OF CUSTOMS

CONTAINING THE
STATEMENTS OF NAVIGATION AND SHIPPING
OF THE
DOMINION OF CANADA

FOR
THE FISCAL YEAR ENDED MARCH 31
1919

COMPILED FROM OFFICIAL RETURNS IN THE
DEPARTMENT OF CUSTOMS

PRINTED BY ORDER OF PARLIAMENT



OTTAWA
J. de LABROQUERIE TACHÉ
PRINTER TO THE KING'S MOST EXCELLENT MAJESTY

1919

DEPARTMENT OF CUSTOMS
REVENUE

THE HON. THE SECRETARY
CUSTOMS AND EXCISE

OFFICE OF THE SECRETARY
CUSTOMS AND EXCISE

10, RAJENDRA NAGAR
NEW DELHI

TELEPHONE 2300

1954

PRINTED AND BOUND BY
THE GOVERNMENT OF INDIA

To His Excellency the Duke of Devonshire, K.G., P.C., G.C.M.G., G.C.V.O., etc., etc., Governor General and Commander-in-Chief of the Dominion of Canada.

MAY IT PLEASE YOUR EXCELLENCY:—

The undersigned has the honour to present to Your Excellency the Annual Report of the Department of Customs, containing Statements of Navigation and Shipping of the Dominion of Canada for the Fiscal Year ended March 31, 1919, as compiled from official returns.

All of which is respectfully submitted.

J. D. REID,

Acting Minister of Customs and Inland Revenue.

OTTAWA, December 10, 1919.

INDEX TO STATEMENTS

| No. of Statement. | Description. | Page. |
|-------------------|--|-------|
| 1 | Total Vessels built, registered, and sold, and total tonnage entered Inwards and Outwards since Confederation..... | 5 |
| 2 | Statement, by Ports, of Vessels built and registered, 1919..... | 6 |
| 3 | Statement showing the trade via St. Lawrence River (Sea-going Vessels) Inwards and Outwards..... | 7 |
| 4 | Statement of Vessels entered Inwards from Sea by Ports and Outports..... | 8 |
| 5 | Abstract, by Countries, of Vessels entered Inwards from Sea..... | 12 |
| 6 | Statement of Vessels entered Outwards for Sea, by Ports and Outports..... | 16 |
| 7 | Abstract, by Countries, of Vessels entered Outwards for Sea..... | 20 |
| 8 | Summary Statement of Sea-going Vessels Arrived and Departed, by Ports..... | 24 |
| 9 | Statement of the Nationalities of Sea-going Vessels..... | 27 |
| 10 | Summary Statement of Sea-going Vessels entered Inwards and Outwards..... | 28 |
| 11 | Summary Statement of Vessels Arrived and Departed (exclusive of Coasting Vessels)..... | 29 |
| 12 | Trade with each Country, by Ports, and Nationality of Vessels Inwards..... | 30 |
| 13 | Summary Statement of Vessels Inwards from Sea, by Countries and Nationalities..... | 50 |
| 14 | Trade with each Country, by Ports, and Nationality of Vessels Outwards..... | 52 |
| 15 | Summary Statement of Vessels Outwards for sea, by Countries and Nationalities..... | 76 |
| 16 | Statement of intercourse by Inland Navigation between Canada and United States, Inwards..... | 78 |
| 17 | Statement of intercourse by Inland Navigation between Canada and United States, Outwards..... | 81 |
| 18 | Summary Statement of Inland Navigation, Inwards and Outwards..... | 84 |
| 19 | Statement of Vessels employed in the Coasting Trade..... | 85 |

EXPLANATORY NOTE.

TONNAGE SHOWN IN STATEMENTS ARE NET TONS.

RAPPORT DE LA NAVIGATION

DU

MINISTÈRE DES DOUANES

CONTENANT LA

STATISTIQUE DE LA NAVIGATION INTÉRIEURE ET MARITIME

DU

DOMINION DU CANADA

POUR

L'EXERCICE CLOS LE 31 MARS

1919

RAPPORTS OFFICIELS COMPILÉS DU
MINISTÈRE DES DOUANES

IMPRIMÉ PAR ORDRE DU PARLEMENT.



OTTAWA

J. DE LABROQUERIE TACHÉ

IMPRIMEUR DE SA TRÈS EXCELLENTE MAJESTÉ LE ROI
1919

*A Son Excellence le duc de Devonshire, C.J., C.P., G.C.M.G., G.C.O.V., etc., etc.,
etc., Gouverneur général et Commandant en chef du Dominion du Canada.*

QU'IL PLAISE À VOTRE EXCELLENCE:—

Le soussigné a l'honneur de présenter à Votre Excellence le rapport annuel du ministère des Douanes, comprenant les tableaux de la navigation et du commerce du Dominion du Canada, pour l'exercice clos le 31 mars 1919, tel que compilé des rapports officiels.

Le tout respectueusement soumis.

T. D. REID,
*Ministre intérimaire des Douanes
et du Revenu de l'Intérieur.*

OTTAWA, 13 février 1919.

TABLE DE LA STATISTIQUE

| N° des tableaux. | Description. | Page. |
|------------------|--|-------|
| 1 | Total des vaisseaux construits, enregistrés et vendus, et total du tonnage entré dans les ports intérieurs et secondaires depuis la Confédération..... | 5 |
| 2 | Tableau par ports des navires construits et enregistrés, 1918..... | 6 |
| 3 | Tableau du commerce <i>via</i> le fleuve St-Laurent (navires allant à la mer), des ports intérieurs et secondaires..... | 7 |
| 4 | Tableau des navires venant de la mer, entrés dans les ports et ports secondaires..... | 8 |
| 5 | Relevé par pays des navires venant de la mer, entrés par les ports..... | 12 |
| 6 | Tableau des navires allant à la mer, des ports et des ports secondaires..... | 16 |
| 7 | Relevé par pays des navires allant à la mer, des ports secondaires..... | 20 |
| 8 | Sommaire du tableau des navires allant à la mer, arrivages et départs à chaque port..... | 24 |
| 9 | Tableau par nationalités des navires allant à la mer..... | 27 |
| 10 | Sommaire du tableau des navires allant à la mer, des ports et ports secondaires..... | 28 |
| 11 | Sommaire du tableau des arrivages et départs des navires (moins les navires du cabotage)..... | 29 |
| 12 | Commerce avec divers pays, par ports et nationalités, des navires venant de la mer..... | 30 |
| 13 | Sommaire du tableau des navires venant de la mer, par pays et nationalités..... | 50 |
| 14 | Commerce avec divers pays, par ports et nationalités, des navires allant à la mer..... | 52 |
| 15 | Sommaire du tableau des navires allant à la mer, par pays et nationalités..... | 76 |
| 16 | Tableau du commerce entrant par navigation intérieure du Canada et des Etats-Unis..... | 78 |
| 17 | Tableau du commerce sortant par navigation intérieure du Canada et des Etats-Unis..... | 81 |
| 18 | Sommaire du tableau de la navigation intérieure, entrant et sortant du Canada..... | 84 |
| 19 | Tableau des navires employés au cabotage..... | 85 |

NOTE EXPLICATIVE

LE TONNAGE INDIQUÉ DANS LES TABLEAUX EST EN TONNES NETTES

No. 1.—COMPARATIVE STATEMENT showing the Tonnage of all Vessels entered Inwards and Outwards, from 1868 to 1919, inclusive.

N° 1.—TABLEAU COMPARATIF montrant le tonnage de tous les navires venant de la mer et allant à la mer de 1868 à 1919, inclusivement.

NAVIGATION.

| Fiscal Year. — Année fiscale. | Vessels built. — Navires construits. | Vessels registered. — Navires enregistrés. | Vessels entered Inwards and Outwards (Sea-going and Inland Navigation exclusive of Coasting). — Navires venant de la mer et allant à la mer (navigation maritime et intérieure à l'exclusion de ceux servant au cabotage). | Vessels employed in the Coasting Trade entered Inwards and Outwards. — Navires servant au commerce par cabotage entrant ou sortant du Canada. | Vessels sold to other countries. — Navires vendus à d'autres pays. | |
|-------------------------------------|--|--|--|---|--|------------------------|
| | Tons. | Tons. | Tons. | Tons. | Tonnage. — Tonnage. | Value. — Valeur. |
| | | | | | Tons. | \$ |
| 1868 | 87,230 | 113,692 | 12,982,825 | | | |
| 1869 | 96,439 | 125,408 | 10,461,044 | | | |
| 1870 | 93,166 | 110,852 | 11,415,870 | | | |
| 1871 | 106,101 | 121,724 | 13,126,028 | | | |
| 1872 | 114,065 | 127,371 | 12,808,160 | | | |
| 1873 | 140,370 | 152,226 | 11,748,997 | | | |
| 1874 | 174,404 | 163,016 | 11,399,857 | | | |
| 1875 | 188,098 | 204,002 | 9,537,155 | | | |
| 1876 | 165,041 | 144,422 | 9,911,199 | 10,300,939 | 64,134 | 2,169,270 |
| 1877 | 127,297 | 126,160 | 11,091,244 | 8,968,862 | 46,320 | 1,576,244 |
| 1878 | 106,976 | 100,089 | 12,054,890 | 11,047,661 | 35,030 | 1,218,145 |
| 1879 | 103,551 | 94,882 | 11,646,812 | 12,066,683 | 19,318 | 529,824 |
| 1880 | 68,756 | 64,982 | 13,577,845 | 14,053,013 | 16,208 | 464,327 |
| 1881 | 79,364 | 70,210 | 13,862,432 | 15,110,796 | 16,808 | 348,018 |
| 1882 | 68,240 | 78,076 | 13,379,882 | 14,791,064 | 16,161 | 462,311 |
| 1883 | 73,570 | 78,229 | 13,770,735 | 15,683,566 | 23,896 | 506,536 |
| 1884 | 70,287 | 80,822 | 14,359,026 | 15,473,707 | 17,388 | 416,756 |
| 1885 | 57,486 | 65,962 | 14,084,712 | 15,944,422 | 13,177 | 246,277 |
| 1886 | 37,531 | 40,872 | 13,969,232 | 16,398,274 | 14,343 | 260,363 |
| 1887 | 26,798 | 67,062 | 14,090,998 | 17,513,677 | 9,203 | 143,772 |
| 1888 | 22,698 | 33,298 | 15,217,368 | 18,789,279 | 14,479 | 289,969 |
| 1889 | 23,835 | 31,998 | 16,054,221 | 19,834,577 | 16,173 | 296,817 |
| 1890 | 39,434 | 53,853 | 18,446,190 | 22,797,115 | 22,844 | 442,781 |
| 1891 | 55,477 | 52,506 | 18,803,648 | 24,694,580 | 15,143 | 280,474 |
| 1892 | 44,321 | 61,457 | 18,692,465 | 21,783,844 | 36,399 | 506,747 |
| 1893 | 88,521 | 45,796 | 18,539,534 | 24,579,123 | 31,317 | 363,916 |
| 1894 | 23,497 | 29,878 | 20,353,081 | 26,560,968 | 21,960 | 243,429 |
| 1895 | 18,728 | 26,125 | 19,100,963 | 25,473,434 | 16,567 | 172,563 |
| 1896 | 10,753 | 14,144 | 21,870,473 | 27,431,753 | 12,203 | 99,392 |
| 1897 | 12,058 | 22,959 | 23,373,933 | 27,267,979 | 9,158 | 105,164 |
| 1898 | 22,426 | 27,716 | 24,746,116 | 29,663,950 | 17,210 | 191,060 |
| 1899 | 22,085 | 28,257 | 25,420,110 | 30,212,496 | 7,562 | 126,466 |
| 1900 | 28,544 | 40,443 | 26,914,095 | 33,631,730 | 13,354 | 205,618 |
| 1901 | 20,156 | 35,156 | 26,929,808 | 34,444,796 | 4,490 | 60,468 |
| 1902 | 28,288 | 34,236 | 30,025,404 | 40,700,907 | 11,260 | 235,865 |
| 1903 | 30,856 | 41,405 | 33,655,043 | 44,980,358 | 11,172 | 220,602 |
| 1904 | 28,397 | 33,192 | 31,202,205 | 45,515,122 | 7,208 | 87,115 |
| 1905 | 21,865 | 27,583 | 32,277,820 | 44,377,261 | 3,696 | 100,363 |
| 1906 | 18,724 | 37,639 | 34,732,172 | 46,324,062 | 9,487 | 187,725 |
| * 1907 | 33,205 | 31,635 | 36,595,891 | 31,691,420 | 3,855 | 68,190 |
| 1908 | 49,928 | 78,144 | 39,575,031 | 50,529,835 | 4,515 | 132,900 |
| 1909 | 29,023 | 32,899 | 40,701,603 | 52,670,198 | 3,644 | 98,643 |
| 1910 | 24,059 | 33,383 | 44,567,991 | 56,750,928 | 5,047 | 133,800 |
| 1911 | 22,812 | 50,066 | 47,420,545 | 66,627,934 | 5,885 | 201,526 |
| 1912 | 31,065 | 30,021 | 52,973,127 | 66,267,662 | 4,265 | 140,350 |
| 1913 | 24,325 | 30,225 | 57,849,783 | 73,644,713 | 7,976 | 610,650 |
| 1914 | 46,887 | 46,909 | 61,919,483 | 78,356,809 | 8,258 | 169,618 |
| 1915 | 45,721 | 55,384 | 53,604,153 | 73,099,982 | 17,044 | 1,150,950 |
| 1916 | 13,497 | 102,239 | 57,721,098 | 68,709,424 | 4,529 | 192,575 |
| 1917 | 28,638 | 105,826 | 65,712,544 | 64,895,622 | 24,954 | 4,398,570 |
| 1918 | 53,912 | 70,350 | 66,802,488 | 61,462,600 | 25,252 | 5,330,850 |
| 1919 | 104,444 | 102,883 | 53,229,048 | 54,503,325 | 48,965 | 14,612,338 |

* 9 months.

No. 2.—Statement showing the Description, Number and Tonnage of Vessels built and registered, also the Number, Tonnage and Value of Vessels sold to other Countries at each Port and Outport.

N° 2.—ETAT sur la description, le nombre et tonnage des navires construits et enregistrés, ainsi que le nombre, tonnage et valeur des bateaux vendus à d'autres pays dans chaque port et port secondaire.

| Ports and Outports—Ports et ports secondaires | Built—Construits. | | | | | | Registered—Enregistrés. | | | | | | Sold to other countries. Vendus à d'autres pays. | | |
|---|--------------------|----------|-------------------|----------|--------|----------|-------------------------|----------|-------------------|----------|--------|----------|---|----------|--------------|
| | Steam A vapeur. | | Sail. A voile. | | Total. | | Steam. A vapeur. | | Sail. A voile. | | Total. | | No. | Tonnage. | Value—Valeur |
| | No. | Tonnage. | No. | Tonnage. | No. | Tonnage. | No. | Tonnage. | No. | Tonnage. | No. | Tonnage. | | | |
| Annapolis Royal, N.S. | | | 3 | 1,668 | 3 | 1,668 | | | 3 | 1,668 | 3 | 1,668 | 2 | 1,094 | \$ 315,274 |
| Arichat, N.S. | 2 | 24 | 1 | 11 | 3 | 35 | 2 | 24 | 1 | 11 | 3 | 35 | | | |
| Barrington Passage, N.S. | 2 | 24 | | | 2 | 24 | 2 | 24 | | | 2 | 24 | | | |
| Charlottetown, P.E.I. | 3 | 39 | 1 | 294 | 4 | 333 | 3 | 39 | 6 | 482 | 9 | 521 | | | |
| Chatham, N.B. | 3 | 46 | 1 | 10 | 4 | 56 | 5 | 86 | 1 | 10 | 6 | 96 | | | |
| Collingwood, Ont. | 2 | 3,921 | | | 2 | 3,921 | 1 | 10 | | | 1 | 10 | | | |
| Digby, N.S. | 1 | 41 | 1 | 762 | 2 | 803 | 1 | 41 | 1 | 762 | 2 | 803 | 1 | 762 | 145,000 |
| Fort William, Ont. | 14 | 5,880 | | | 14 | 5,880 | | | | | 14 | 5,880 | 14 | 5,886 | 1,100,000 |
| Gaspé, Que. | 1 | 142 | | | 1 | 142 | | | | | 1 | 142 | | | |
| Halifax, N.S. | 2 | 617 | 5 | 1,943 | 7 | 2,560 | 25 | 15,309 | 1 | 428 | 26 | 15,737 | | | |
| Kingston, Ont. | | | 7 | 2,129 | 7 | 2,129 | 5 | 540 | 1 | 318 | 6 | 858 | | | |
| Liverpool, N.S. | | | 7 | 2,129 | 7 | 2,129 | | | 27 | 365 | 1 | 365 | | | |
| Lunenburg, N.S. | 6 | 313 | 26 | 5,103 | 32 | 5,416 | 7 | 334 | 27 | 5,355 | 34 | 5,689 | 11 | 1,659 | 281,750 |
| Montréal, Que. | 3 | 8,301 | 4 | 603 | 7 | 8,904 | 17 | 24,745 | 10 | 2,662 | 27 | 27,407 | 9 | 10,420 | 3,212,664 |
| New Westminster, B.C. | 23 | 7,477 | 10 | 2,378 | 42 | 9,855 | 23 | 7,477 | 19 | 2,378 | 42 | 9,855 | | | |
| Ottawa, Ont. | 2 | 20 | | | 2 | 20 | 9 | 1,246 | 2 | 271 | 11 | 1,517 | | | |
| Parrsboro, N.S. | 1 | 6 | 15 | 6,862 | 16 | 6,868 | 1 | 5 | 15 | 6,862 | 16 | 6,867 | 2 | 934 | 140,100 |
| Paspebiac, Que. | 1 | 9 | 1 | 148 | 2 | 157 | 1 | 9 | 1 | 148 | 2 | 157 | | | |
| Pictou, N.S. | 2 | 3,476 | 3 | 972 | 5 | 4,448 | 1 | 1,747 | 1 | 557 | 2 | 2,304 | 2 | 2,017 | 550,000 |
| Port Arthur, Ont. | 16 | 7,531 | | | 16 | 7,531 | 9 | 240 | 22 | 4,447 | 31 | 4,677 | 16 | 13,477 | 6,050,000 |
| Port Clyde, N.S. | 4 | 76 | | | 4 | 76 | 4 | 76 | | | 4 | 76 | | | |
| Port Dover, Ont. | 1 | 40 | | | 1 | 40 | 1 | 25 | | | 1 | 25 | | | |
| Port Hawkesbury, N.S. | 2 | 66 | | | 2 | 66 | 2 | 66 | | | 2 | 66 | | | |
| Prescott, Ont. | | | | | | | 4 | 384 | 1 | 196 | 1 | 196 | | | |
| Prince Albert, Sask. | | | | | | | 1 | 11 | | 145 | 5 | 529 | | | |
| Prince Rupert, B.C. | | | | | | | 1 | 11 | | 1 | 11 | | | | |
| Quebec, Que. | 5 | 2,474 | 4 | 1,808 | 9 | 4,282 | 5 | 2,474 | 4 | 1,808 | 9 | 4,282 | | | |
| River John, N.S. | | | 2 | 718 | 2 | 718 | | | 1 | 20 | 1 | 20 | | | |
| St. Andrews, N.B. | | | | | | | 6 | 3,843 | 7 | 1,800 | 13 | 5,643 | 4 | 4,957 | 610,650 |
| St. John, N.B. | 5 | 2,299 | 6 | 1,783 | 11 | 4,082 | 2 | 42 | | | 2 | 42 | | | |
| St. Thomas, Ont. | 2 | 42 | | | 2 | 42 | | | | | | | | | |
| Sault Ste. Marie, Ont. | | | 1 | 13 | 1 | 13 | | | 1 | 13 | 1 | 13 | 1 | 13 | 500 |
| Shelburne, N.S. | 1 | 186 | 7 | 1,462 | 8 | 1,648 | 3 | 271 | 7 | 1,462 | 10 | 1,733 | 8 | 1,048 | 418,000 |
| Sorel, Que. | 1 | 14 | | | 1 | 14 | | | | | 1 | 14 | 1 | 838 | 500,000 |
| Sydney, N.S. | 3 | 37 | | | 3 | 37 | 3 | 37 | | | 3 | 37 | 1 | 254 | 25,000 |
| Three Rivers, Que. | 7 | 9,448 | | | 7 | 9,448 | | | | | | | | | |
| Toronto, Ont. | 2 | 54 | 1 | 5 | 3 | 59 | 6 | 126 | | | 6 | 126 | 8 | 570 | 150,000 |
| Victoria, B.C. | 9 | 9,922 | 17 | 2,697 | 26 | 12,619 | 7 | 411 | | | 7 | 411 | 2 | 1,506 | 607,500 |
| Weymouth, N.S. | | | 13 | 4,765 | 13 | 4,765 | 1 | 8 | 14 | 4,818 | 15 | 4,826 | 7 | 2,553 | 385,000 |
| Windsor, Ont. | | | | | | | 1 | 145 | | | 1 | 145 | 1 | 145 | 10,000 |
| Windsor, N.S. | 1 | 939 | 5 | 2,844 | 6 | 3,783 | 1 | 939 | 5 | 2,844 | 6 | 3,783 | | | |
| Winnipeg, Man. | 1 | 39 | | | 1 | 39 | 1 | 39 | | | 1 | 39 | | | |
| Yarmouth, N.S. | 4 | 404 | 2 | 1,554 | 6 | 1,958 | 9 | 569 | 2 | 1,554 | 11 | 2,123 | 1 | 232 | 105,000 |
| Total | 132 | 63,912 | 145 | 40,532 | 277 | 104,444 | 172 | 61,500 | 155 | 41,783 | 327 | 102,883 | 85 | 48,965 | 14,612,338 |

CUSTOMS—SHIPPING REPORT

10 GEORGE V, A. 1920

SESSIONAL PAPER No. 11a

No. 3.—STATEMENT showing the Trade via St. Lawrence River (Sea-going Vessels) Inwards and Outwards.

N° 3.—ÉTAT du commerce *via* le fleuve Saint-Laurent (naviers allant en mer) intérieur et maritime.

| | Vessels. Navires. | Tons Register. Tonnage enregistré. | Freight, Tons weight. Fret, poids tonneaux. | Freight, Tons measurement. Fret, jaugeage tonneaux. |
|------------------------------------|----------------------|---|--|--|
| Inwards—Intérieur..... | 533 | 2,077,421 | 171,775 | 83,268 |
| Outwards—Maritime..... | 688 | 2,394,709 | 2,654,917 | 160,939 |
| Total trade—Total du commerce..... | 1,201 | 4,472,130 | 2,826,692 | 244,207 |

10 GEORGE V, A. 1920

No. 4.—STATEMENT of Vessels, British, Canadian and Foreign,

N° 4.—TABLEAU des navires britanniques, canadiens et étrangers.

| No. | Ports and Outports. Port et ports secondaires. | With Cargoes—Chargés. | | | | | | | | | |
|-----|---|-----------------------|---------------------|-----------------------|----------------------------|-----------|---------------------|---------------------|-----------------------|----------------------------|-----------|
| | | British—Britanniques. | | | | | Canadian—Canadiens. | | | | |
| | | Vessels. | Tons register. | Freight, Tons weight. | Freight, Tons measurement. | Crew. | Vessels. | Tons register. | Freight, Tons weight. | Freight, Tons measurement. | Crew. |
| | | Navires. | Tonnage enregistré. | Fret, poids tonneaux. | Fret, jaugeage tonneaux. | Equipage. | Navires. | Tonnage enregistré. | Fret, poids tonneaux. | Fret, jaugeage tonneaux. | Equipage. |
| 71 | St. Andrew's, N.B. | | | | | 17 | 633 | 214 | | 59 | |
| 72 | St. George, N.B. | | | | | 5 | 5 | 4 | | 5 | |
| 73 | St. John, N.B. | 107 | 414,846 | 97,263 | 15,629 | 11,996 | 54 | 27,272 | 39,209 | 385 | |
| 74 | St. Martin's, N.B. | | | | | | | | | | |
| 75 | St. Stephen, N.B. | | | | | 3 | 72 | 37 | | 7 | |
| 76 | Salmon River, N.S. | 1 | 11 | 15 | | 4 | | | | | |
| 77 | Sandy Cove, N.S. | | | | | 3 | 118 | | 125 | 9 | |
| 78 | Sandy Point, N.S. | 3 | 289 | 425 | | 18 | 6 | 957 | 1,577 | 34 | |
| 79 | Sheet Harbour, N.S. | | | | | | | | | | |
| 80 | Shelburne, N.S. | 2 | 180 | 251 | | 14 | 4 | 233 | 234 | 60 | |
| 81 | Shippegan, N.B. | | | | | | 90 | 2,341 | 1,170 | 309 | |
| 82 | Sidney, B.C. | | | | | | 39 | 2,320 | 1,996 | 178 | |
| 83 | Souris, P.E.I. | | | | | | 1 | 42 | 2 | 15 | |
| 84 | Steveston, B.C. | | | | | | | | | | |
| 85 | Summerside, P.E.I. | | | | | 1 | 98 | 243 | | 5 | |
| 86 | Sydney, N.S. | 172 | 528,496 | 1,126,733 | | 8,916 | 70 | 125,517 | 315,998 | 2,407 | |
| 87 | Truro, N.S. | | | | | | | | | | |
| 88 | Tusket, N.S. | | | | | 1 | 19 | | | 5 | |
| 89 | Union Bay, B.C. | | | | | | | | | | |
| 90 | Vancouver, B.C. | 92 | 188,712 | 72,885 | 32,935 | 6,716 | 516 | 773,325 | 113,149 | 70,572 | |
| 91 | Victoria, B.C. | 313 | 313,953 | 11,331 | 1,599 | 23,196 | 101 | 42,241 | 14,744 | 170 | |
| 92 | Westport, N.S. | | | | | | 6 | 76 | 58 | 12 | |
| 93 | Weymouth, N.S. | 2 | 328 | 311 | | 11 | 1 | 123 | 1 | 6 | |
| 94 | White Rock, B.C. | | | | | | 17 | 507 | 2,651 | 48 | |
| 95 | Windsor, N.S. | | | | | | 19 | 2,003 | 2,992 | 73 | |
| 96 | Yarmouth, N.S. | 2 | 263 | 528 | | 11 | 56 | 13,204 | 9,936 | 1,118 | |
| 97 | York Factory, Man. | 1 | 1,541 | 700 | | 47 | | | | | |
| | Total | 1,668 | 3,851,119 | 1,747,892 | 134,587 | 115,571 | 2,752 | 1,248,200 | 706,750 | 80,189 | |

SESSIONAL PAPER No. 11a

entered Inwards from Sea, at each Port and Outport.—Concluded.

venant de la mer, entrés à chaque port et port secondaire.—Fin.

| Foreign—Etrangers. | | | | | In Ballast—Lèges. | | | | | | | | | % |
|-------------------------------------|--|--|--|-----------------------------|-------------------------------|--|-----------------------------|-------------------------------|--|-----------------------------|-------------------------------|--|-----------------------------|----|
| | | | | | British — Britanniques. | | | Canadian. — Canadiens. | | | Foreign — Etrangers. | | | |
| Ves- sels. — Navi- res. | Tons register. — Ton- nage en- re-gistré. | Freight, Tons weight — Fret, poids ton- neau. | Freight, Tons meas- ure- ment. — Fret, jaugage ton- neau. | Crew. — EQUI- PAGE | Vessels — Navi- res. | Tons register. — Tonnage en-re- gistré. | Crew. — EQUI- PAGE | Vessels — Navi- res. | Tons register. — Tonnage en-re- gistré. | Crew. — EQUI- PAGE | Vessels — Navi- res. | Tons register. — Tonnage en-re- gistré. | Crew. — EQUI- PAGE | |
| 507 | 5,073 | 8,723 | | 535 | | | | 192 | 19,867 | 1,289 | 303 | 4,257 | 642 | 71 |
| | 296 | 506 | | 5 | | | | 7 | 23 | 11 | 68 | 4,009 | 279 | 72 |
| 32 | 28,519 | 49,942 | | 556 | 112 | 395,624 | 7,754 | 58 | 1,765 | 206 | 168 | 15,707 | 580 | 73 |
| | 1,272 | 80 | | 11 | | | | 16 | 7,949 | 81 | 47 | 8,566 | 419 | 74 |
| 32 | 963 | 1,937 | | 58 | | | | 13 | 440 | 34 | 9 | 123 | 18 | 75 |
| | | | | | 2 | 142 | 10 | | | | 4 | 77 | 12 | 76 |
| | | | | | | | | 1 | 36 | 2 | 1 | 12 | 2 | 77 |
| 32 | 2,595 | 2,082 | | 454 | 1 | 88 | 9 | | | | 75 | 5,614 | 1,310 | 78 |
| 1 | 70 | | | 21 | | | | | | | | | | 79 |
| 8 | 572 | 400 | | 130 | | | | 2 | 52 | 6 | 26 | 2,300 | 508 | 80 |
| | | | | | | | | | | | | | | 81 |
| 43 | 7,337 | 13,109 | 129 | 304 | | | | 20 | 1,499 | 81 | 56 | 4,958 | 215 | 82 |
| 1 | 74 | 60 | | 7 | 1 | 100 | 6 | 17 | 321 | 75 | 2 | 302 | 16 | 83 |
| 1 | 16 | 15 | | 3 | | | | 40 | 960 | 132 | 56 | 1,482 | 174 | 84 |
| | | | | | | | | | | | | | | 85 |
| 96 | 219,055 | 493,323 | | 3,656 | 147 | 265,139 | 5,149 | 58 | 51,073 | 1,282 | 24 | 39,565 | 821 | 86 |
| | | | | | | | | 1 | 99 | 3 | 1 | 05 | 4 | 87 |
| 2 | 222 | 342 | | 31 | | | | 2 | 222 | | 2 | 222 | 32 | 88 |
| 1 | 166 | 10 | | 5 | 2 | 8,280 | 220 | 20 | 10,064 | 177 | 297 | 112,795 | 1,667 | 89 |
| 357 | 577,890 | 607,482 | 86,985 | 14,847 | 27 | 63,005 | 2,037 | 220 | 100,606 | 3,986 | 257 | 66,297 | 2,054 | 90 |
| 492 | 670,756 | 53,254 | 20,650 | 28,199 | 94 | 150,179 | 6,936 | 283 | 110,167 | 6,788 | 529 | 374,082 | 13,902 | 91 |
| 34 | 712 | 519 | | 73 | | | | 8 | 108 | 11 | 13 | 180 | 27 | 92 |
| | | | | | 2 | 328 | 11 | 3 | 369 | 16 | 8 | 833 | 21 | 93 |
| 1 | 10 | 100 | | 2 | | | | 10 | 203 | 25 | 15 | 151 | 33 | 94 |
| 7 | 1,589 | 2,473 | | 33 | | | | 5 | 4,857 | 59 | 9 | 2,548 | 50 | 95 |
| 38 | 19,732 | 10,208 | | 1,180 | | | | 47 | 2,175 | 552 | 120 | 4,301 | 940 | 96 |
| | | | | | | | | | | | | | | 97 |
| 2,916 | 1,916,619 | 1,642,340 | 118,236 | 66,558 | 1,234 | 2,533,463 | 57,170 | 2,654 | 571,487 | 31,296 | 4,577 | 1,573,725 | 52,768 | |

10 GEORGE V, A. 1920

No. 5.—STATEMENT of Vessels, British, Canadian

N° 5.—TABLEAU des navires britanniques, canadi

ABSTRACT BY COUNTRIES—

| No. | Countries from which arrived. — Pays d'où ils viennent. | With Cargoes—Chargé. | | | | | | | | | | | | | |
|-----|---|-----------------------|-------------------|----------------------|--------------------------|-------------------------------|-------------------------------|--------------------|----------------------|-------------------|----------------------|--------------------------|-------------------------------|-------------------------------|--------------------|
| | | British—Britanniques. | | | | | | | Canadian—Canadienne. | | | | | | |
| | | Vessels. Navires. | Tons Register. | Tonnage registré. | Freight, tons weight. | Freight, tons measurement. | Freight, tons measurement. | Crew. Equipage. | Vessels. Navires. | Tons Register. | Tonnage registré. | Freight, tons weight. | Freight, tons measurement. | Freight, tons measurement. | Crew. Equipage. |
| 1 | United Kingdom | 383 | 1,619,020 | 226,189 | 96,388 | 41,308 | 16 | 10,678 | 2,560 | 474 | | | | | |
| 2 | Australia | 25 | 111,922 | 35,716 | 23,971 | 3,735 | 3 | 3,978 | 6,084 | 57 | | | | | |
| 3 | British West Africa | | | | | | | | | | | | | | |
| 4 | British India | | | | | | | | | | | | | | |
| 5 | British West Indies | 41 | 71,693 | 66,039 | 3,650 | 2,572 | 130 | 22,779 | 38,683 | 855 | | | | | |
| 6 | British Straits Settlements | 2 | 11,598 | 497 | 765 | 193 | | | | | | | | | |
| 7 | Fiji Islands | 1 | 2,154 | 1,863 | 57 | | | | | | | | | | |
| 8 | Gibraltar | 14 | 10,299 | 830 | 122 | | | | | | | | | | |
| 9 | Newfoundland | 342 | 172,691 | 247,294 | 6 | 10,083 | 168 | 152,867 | 335,138 | 3,802 | | | | | |
| 10 | Argentina | 1 | 3,428 | 2,000 | | 147 | 1 | 420 | 700 | 7 | | | | | |
| 11 | Belgium | | | | | | | | | | | | | | |
| 12 | Brazil | | | | | | | | | | | | | | |
| 13 | Chili | 2 | 7,585 | 9,228 | | 180 | 2 | 609 | 741 | 15 | | | | | |
| 14 | China | 1 | 39,107 | 5,810 | 6,905 | 847 | 14 | 50,051 | 48,081 | 1,699 | | | | | |
| 15 | Cuba | 4 | 8,480 | 21,131 | | 129 | 1 | 1,871 | 3,100 | 52 | | | | | |
| 16 | Denmark | | | | | | | | | | | | | | |
| 17 | Dutch East Indies | | | | | | | | | | | | | | |
| 18 | France | | | | | | | | | | | | | | |
| 19 | French West Indies | 1 | 300 | 525 | | 6 | | | | | | | | | |
| 20 | Greenland, Iceland, etc. | | | | | | | | | | | | | | |
| 21 | Hawaii | | | | | | | | | | | | | | |
| 22 | Holland | | | | | | | | | | | | | | |
| 23 | Italy | 1 | 2,841 | 683 | 10 | 95 | | | | | | | | | |
| 24 | Japan | 2 | 8,474 | 2,930 | | 354 | 13 | 54,749 | 21,393 | 3,715 | | | | | |
| 25 | Mexico | 2 | 12,742 | 18,694 | | 82 | 15 | 30,058 | 43,456 | 435 | | | | | |
| 26 | Norway | | | | | | | | | | | | | | |
| 27 | Panama | | | | | | | | | | | | | | |
| 28 | Peru | 4 | 11,792 | 23,393 | | 136 | | | | | | | | | |
| 29 | Philippines | | | | | | 1 | 2,823 | 4,089 | 50 | | | | | |
| 30 | Russia | 4 | 14,780 | 1,727 | | 472 | 1 | 1,999 | 44 | 80 | | | | | |
| 31 | San Domingo | 1 | 1,045 | 2,200 | | 21 | 2 | 765 | 1,200 | 15 | | | | | |
| 32 | St. Pierre | | | | | | | | | | | | | | |
| 33 | Sea Fisheries | 60 | 5,315 | 1,799 | | 1,187 | 1,363 | 53,229 | 34,174 | 10,619 | | | | | |
| 34 | Spain | 6 | 15,578 | 24,723 | | 243 | 1 | 99 | 135 | 6 | | | | | |
| 35 | Sweden | | | | | | | | | | | | | | |
| 36 | United States | 763 | 1,720,384 | 1,054,521 | 2,892 | 53,585 | 963 | 845,951 | 161,612 | 31,489 | | | | | |
| 37 | Sea Cable and Admiralty | 2 | 92 | 100 | | 8 | 58 | 15,334 | 5,560 | 618 | | | | | |
| | Total | 1,668 | 3,851,119 | 1,747,892 | 134,587 | 115,571 | 2,752 | 1,248,206 | 706,750 | 80,189 | | | | | |

SESSIONAL PAPER No. 11a

and Foreign, entered Inwards from Sea.

navires et étrangers, venant de la mer.

ANALYSE PAR PAYS.

| Foreign—Étrangers. | | | | | | | In Ballast—Lèges. | | | | | | | | | | | | No. |
|----------------------|---|---|---|-------------------|----------------------|---|---------------------------|----------------------|---|-------------------|-------------------------|---|-------------------|----------------------|---|-------------------|--|--|-----|
| | | | | | | | British. Britanniques. | | | | Canadian. Canadiens. | | | | Foreign. Étrangers | | | | |
| Vessels. Navires. | Tons Register. Tonnage enregistré. | Freight, tons Weight. Fret, poids, tonneaux. | Freight, tons Measurement Fret, jaugeage tonneaux. | Crew Equipage. | Vessels. Navires. | Tons Register. Tonnage enregistré. | Crew Equipage. | Vessels. Navires. | Tons Register. Tonnage enregistré. | Crew Equipage. | Vessels. Navires. | Tons Register. Tonnage enregistré. | Crew Equipage. | Vessels. Navires. | Tons Register. Tonnage enregistré. | Crew Equipage. | | | |
| 4 | 6,797 | 11,631 | 8,500 | 84 | 326 | 1,414,068 | 28,648 | 28 | 25,963 | 751 | 14 | 33,170 | 656 | 1 | | | | | |
| | | | | | 9 | 36,029 | 1,186 | | | | 4 | 13,108 | 140 | 2 | | | | | |
| | | | | | 1 | 3,132 | 47 | | | | | | | 3 | | | | | |
| 12 | 33,339 | 18,037 | 16,132 | 546 | | | | | | | | | | 4 | | | | | |
| 12 | 7,433 | 12,707 | | 226 | 3 | 7,680 | 138 | | | | | | | 5 | | | | | |
| 1 | 3,014 | 6,271 | | 49 | | | | | | | | | | 6 | | | | | |
| | | | | | | | | | | | | | | 7 | | | | | |
| 1 | 1,004 | 2,500 | | 35 | 140 | 480,683 | 7,248 | 1 | 2,601 | 46 | 10 | 30,850 | 430 | 8 | | | | | |
| 93 | 162,241 | 396,970 | | 2,352 | 440 | 100,479 | 5,491 | 211 | 105,162 | 3,230 | 30 | 9,403 | 443 | 9 | | | | | |
| | | | | | | | | | | | 25 | 56,188 | 911 | 10 | | | | | |
| | | | | | | | | | | | 1 | 3,252 | 37 | 11 | | | | | |
| 1 | 2,960 | 6,147 | | 39 | | | | | | | 4 | 5,178 | 108 | 12 | | | | | |
| 1 | 707 | 1,300 | | 26 | | | | | | | 1 | 3,739 | 29 | 13 | | | | | |
| 25 | 116,840 | 4,193 | 13,401 | 2,957 | | | | 13 | 65,340 | 4,532 | 6 | 19,433 | 565 | 14 | | | | | |
| 3 | 4,443 | 8,018 | | 90 | | | | | | | | | | 15 | | | | | |
| | | | | | | | | | | | 14 | 13,363 | 306 | 16 | | | | | |
| 4 | 11,347 | 18,905 | 821 | 224 | | | | | | | 6 | 19,685 | 495 | 17 | | | | | |
| | | | | | 32 | 90,761 | 1,478 | | | | | | | 18 | | | | | |
| | | | | | | | | | | | | | | 19 | | | | | |
| | | | | | | | | | | | 2 | 1,128 | 23 | 20 | | | | | |
| | | | | | | | | | | | 4 | 2,671 | 57 | 21 | | | | | |
| 8 | 16,601 | 33,287 | | 217 | | | | | | | 8 | 23,006 | 392 | 22 | | | | | |
| | | | | | | | | | | | 5 | 16,358 | 260 | 23 | | | | | |
| 59 | 277,051 | 47,689 | 59,277 | 6,340 | 19 | 59,088 | 833 | | | | 2 | 5,646 | 99 | 24 | | | | | |
| 9 | 57,749 | 97,111 | | 463 | | | | | | | | | | 25 | | | | | |
| 1 | 2,740 | 5,000 | | 31 | | | | | | | 46 | 111,972 | 2,281 | 26 | | | | | |
| | | | | | 2 | 5,424 | 88 | | | | | | | 27 | | | | | |
| 12 | 39,768 | 83,785 | | 416 | | | | | | | | | | 28 | | | | | |
| | | | | | | | | | | | | | | 29 | | | | | |
| | | | | | 1 | 5,024 | 153 | | | | | | | 30 | | | | | |
| 0 | 13,700 | 19,657 | | 274 | | | | | | | | | | 31 | | | | | |
| 13 | 2,808 | 49 | | 293 | 32 | 2,194 | 156 | 11 | 1,202 | 65 | 26 | 5,544 | 571 | 32 | | | | | |
| 1,041 | 29,557 | 14,683 | | 8,510 | 14 | 899 | 148 | 451 | 17,757 | 3,467 | 361 | 20,462 | 5,107 | 33 | | | | | |
| | | | | | 1 | 2,726 | 39 | | | | | | | 34 | | | | | |
| | | | | | | | | | | | 25 | 46,831 | 726 | 35 | | | | | |
| 1,605 | 1,122,078 | 847,550 | 20,105 | 43,259 | 170 | 297,520 | 10,366 | 1,934 | 353,010 | 19,155 | 3,973 | 1,113,576 | 38,615 | 36 | | | | | |
| 4 | 4,442 | 6,850 | | 128 | 17 | 27,756 | 1,153 | 5 | 452 | 50 | 10 | 19,162 | 498 | 37 | | | | | |
| 2,918 | 1,916,619 | 1,642,340 | 118,236 | 66,558 | 1,234 | 2,533,463 | 57,170 | 2,654 | 571,487 | 31,296 | 4,577 | 1,573,725 | 52,758 | | | | | | |

No. 5—STATEMENT of Vessels, British, Canadian

N° 5.—TABLEAU des vaisseaux britanniques,

RECAPIT-

| | Vessels. | Tons Register. | Freight, tons Weight. | Freight, tons Measurement. | Crew. |
|---------------------------|----------|---------------------|------------------------|----------------------------|----------|
| | Navires. | Tonnage enregistré. | Fret, poids, tonneaux. | Fret, jaugeage tonnage. | Equipage |
| With cargo—Chargés— | | | | | |
| British—Britanniques..... | 1,668 | 3,851,119 | 1,747,892 | 134,587 | 115,571 |
| Canadian—Canadiens..... | 2,752 | 1,248,200 | 706,750 | 80,189 | 54,019 |
| Foreign—Etrangers..... | 2,918 | 1,916,619 | 1,642,340 | 118,236 | 66,558 |
| Total..... | 7,338 | 7,015,938 | 4,096,982 | 333,012 | 236,148 |

SESSIONAL PAPER No. 11a

and Foreign, entered Inwards from Sea.—Concluded.

canadiens et étrangers entrés aux ports, venant de la mer.—Fin.

NAVIGATION.

| | Vessels. Navires. | Tons Register. Tonnage enregistré. | Freight, tons Weight. Fret, poids, tonneaux. | Freight, tons Measurement. Fret, jaugeage tonneaux. | Crew. Equipage |
|------------------------------|----------------------|---|---|--|-------------------|
| <i>La Douane—Légers—</i> | | | | | |
| British... Britanniques..... | 1,234 | 2,533,463 | | | 57,170 |
| Canadian—Canadiens..... | 2,654 | 571,487 | | | 31,296 |
| Foreign—Etrangers..... | 4,577 | 1,573,725 | | | 52,758 |
| Total..... | 8,465 | 4,678,675 | | | 141,224 |
| Grand total..... | 15,803 | 11,094,013 | 4,096,982 | 333,012 | 377,372 |

SESSIONAL PAPER No. 11a

Foreign, entered Outwards for Sea at each Port and Outport.

étrangers, allant à la mer, entrés à chaque port et port secondaire.

| Foreign—Étrangers. | | | | | In Ballast—Lèges. | | | | | | | | | | |
|--------------------|---------------------|------------------------|----------------------------|-----------|-----------------------|---------------------|-----------|---------------------|---------------------|-----------|--------------------|---------------------|-----------|-----|--|
| Foreign—Étrangers. | | | | | British—Britanniques. | | | Canadian—Canadiens. | | | Foreign—Étrangers. | | | | |
| Ves-sels. | Tons Register. | Freight, Tons Weight. | Freight, Tons Measurement. | Crew. | Ves-sels. | Tons Register. | Crew. | Ves-sels. | Tons Register. | Crew. | Ves-sels. | Tons Register. | Crew. | No. | |
| Navires. | Tonnage enregistré. | Fret, poids, tonneaux. | Fret, jaugeage, tonneaux. | Equipage. | Navires. | Tonnage enregistré. | Equipage. | Navires. | Tonnage enregistré. | Equipage. | Navires. | Tonnage enregistré. | Equipage. | | |
| 5 | 2,603 | 3,507 | | 86 | | | | 1 | 557 | 21 | 50 | 7,949 | 323 | 1 | |
| 3 | 2,262 | 1,859 | | 64 | | | | 18 | 10,726 | 249 | 1 | 591 | 10 | 2 | |
| 3 | 489 | 585 | | 79 | | | | 83 | 1,540 | 427 | 19 | 16,103 | 220 | 3 | |
| 17 | 7,992 | 13 | | 364 | | | | | | | | | | 4 | |
| 23 | 283 | 142 | | 60 | | | | 6 | 85 | 24 | 12 | 607 | 200 | 5 | |
| | | | | | | | | | | | | | | 6 | |
| | | | | | | | | | | | | | | 7 | |
| | | | | | | | | | | | | | | 8 | |
| | | | | | | | | | | | | | | 9 | |
| | | | | | | | | | | | | | | 10 | |
| | | | | | | | | | | | | | | 11 | |
| | | | | | | | | | | | | | | 12 | |
| | | | | | | | | | | | | | | 13 | |
| | | | | | | | | | | | | | | 14 | |
| | | | | | | | | | | | | | | 15 | |
| | | | | | | | | | | | | | | 16 | |
| | | | | | | | | | | | | | | 17 | |
| | | | | | | | | | | | | | | 18 | |
| | | | | | | | | | | | | | | 19 | |
| | | | | | | | | | | | | | | 20 | |
| | | | | | | | | | | | | | | 21 | |
| | | | | | | | | | | | | | | 22 | |
| | | | | | | | | | | | | | | 23 | |
| | | | | | | | | | | | | | | 24 | |
| | | | | | | | | | | | | | | 25 | |
| | | | | | | | | | | | | | | 26 | |
| | | | | | | | | | | | | | | 27 | |
| | | | | | | | | | | | | | | 28 | |
| | | | | | | | | | | | | | | 29 | |
| | | | | | | | | | | | | | | 30 | |
| | | | | | | | | | | | | | | 31 | |
| | | | | | | | | | | | | | | 32 | |
| | | | | | | | | | | | | | | 33 | |
| | | | | | | | | | | | | | | 34 | |
| | | | | | | | | | | | | | | 35 | |
| | | | | | | | | | | | | | | 36 | |
| | | | | | | | | | | | | | | 37 | |
| | | | | | | | | | | | | | | 38 | |
| | | | | | | | | | | | | | | 39 | |
| | | | | | | | | | | | | | | 40 | |
| | | | | | | | | | | | | | | 41 | |
| | | | | | | | | | | | | | | 42 | |
| | | | | | | | | | | | | | | 43 | |
| | | | | | | | | | | | | | | 44 | |
| | | | | | | | | | | | | | | 45 | |
| | | | | | | | | | | | | | | 46 | |
| | | | | | | | | | | | | | | 47 | |
| | | | | | | | | | | | | | | 48 | |
| | | | | | | | | | | | | | | 49 | |
| | | | | | | | | | | | | | | 50 | |
| | | | | | | | | | | | | | | 51 | |
| | | | | | | | | | | | | | | 52 | |
| | | | | | | | | | | | | | | 53 | |
| | | | | | | | | | | | | | | 54 | |
| | | | | | | | | | | | | | | 55 | |
| | | | | | | | | | | | | | | 56 | |
| | | | | | | | | | | | | | | 57 | |
| | | | | | | | | | | | | | | 58 | |
| | | | | | | | | | | | | | | 59 | |
| | | | | | | | | | | | | | | 60 | |
| | | | | | | | | | | | | | | 61 | |
| | | | | | | | | | | | | | | 62 | |
| | | | | | | | | | | | | | | 63 | |
| | | | | | | | | | | | | | | 64 | |
| | | | | | | | | | | | | | | 65 | |
| | | | | | | | | | | | | | | 66 | |
| | | | | | | | | | | | | | | 67 | |
| | | | | | | | | | | | | | | 68 | |
| | | | | | | | | | | | | | | 69 | |
| | | | | | | | | | | | | | | 70 | |

10 GEORGE V, A 1920

No. 6.—STATEMENT of Vessels, British, Canadian and
N° 6.—TABLEAU des navires britanniques, canadiens et

| No. | Ports and Outports. — Ports et ports secondaires. | With Cargoes.—Chargés. | | | | | | | | | |
|--------|---|------------------------|-----------|-----------|----------|---------|---------------------|-----------|----------|----------|--------|
| | | British—Britanniques. | | | | | Canadian—Canadiens. | | | | |
| | | Ves- | Tons | Freight, | Freight, | Crew. | Ves- | Tons | Freight, | Freight, | Crew. |
| | | sels. | Register. | Tons | Tons | | sels. | Register. | Tons | Tons | |
| Na- | Tonnage | Fret, | Fret, | Equi- | Na- | Tonnage | Fret, | Fret, | Equi- | | |
| vires. | enre- | poids, | jau- | page. | vires. | enre- | poids, | jau- | page. | | |
| | gistré. | tonneaux. | geage, | | | gistré. | ton- | geage, | | | |
| | | | ton- | neaux. | | | neaux. | neaux. | | | |
| 70 | Port Simpson, B.C. | | | | | | | | | | |
| 71 | Powell River, B.C. | 10 | 20,243 | 12,300 | 4,622 | 355 | 15 | 6,867 | 4,725 | 26 | |
| 72 | Prince Rupert, B.C. | 18 | 29,254 | 12,438 | | 1,369 | 38 | 46,002 | 727 | 1,831 | |
| 73 | Quebec, Que. | 89 | 546,317 | 23,400 | 6,700 | 5,643 | | | | | |
| 74 | Rimouski, Que. | | | | | | 9 | 6,854 | 8,175 | 133 | |
| 75 | St. Andrews, N.B. | | | | | | 89 | 1,516 | 1,280 | 170 | |
| 76 | St. George, N.B. | | | | | | 4 | 20 | | 62 | |
| 77 | St. John, N.B. | 183 | 728,670 | 1,015,866 | 69,960 | 17,088 | 89 | 23,892 | 24,835 | 482 | |
| 78 | St. Martins, N.B. | | | | | | 15 | 8,881 | | 23,203 | |
| 79 | St. Peters, N.S. | | | | | | | | | 21,502 | |
| 80 | St. Stephen, N.B. | | | | | | 6 | 192 | 161 | 13 | |
| 81 | Salmon River, N.S. | 3 | 213 | | 272 | 9 | | | | | |
| 82 | Sandy Cove, N.S. | | | | | | 2 | 76 | 100 | 6 | |
| 83 | Sandy Point, N.S. | 3 | 289 | 425 | | 18 | 6 | 711 | 1,225 | 29 | |
| 84 | Sheet Harbour, N.S. | | | | | | | | | | |
| 85 | Shelburne, N.S. | 2 | 180 | 251 | | 14 | 6 | 614 | 884 | 43 | |
| 86 | Sherbrooke, N.S. | | | | | | 2 | 268 | 28 | 128 | |
| 87 | Shippogan, N.B. | | | | | | | | | | |
| 88 | Sidney, B.C. | 1 | 2,613 | 524 | | 38 | 20 | 3,213 | 2,702 | 2,964 | |
| 89 | Sorel, Que. | | | | | | 1 | 99 | 150 | 5 | |
| 90 | Souris, P.E.I. | 2 | 165 | 156 | 34 | 12 | 1 | 70 | 129 | 4 | |
| 91 | Steveston, B.C. | | | | | | 33 | 608 | 562 | 109 | |
| 92 | Sydney, N.S. | 565 | 1,220,036 | 2,394,347 | | 22,556 | 111 | 72,293 | 138,877 | 2,024 | |
| 93 | Three Rivers, Que. | 2 | 2,592 | 1,411 | | 36 | | | | | |
| 94 | Truro, N.S. | | | | | | 4 | 438 | | 14 | |
| 95 | Tusket, N.S. | | | | | | | | | | |
| 96 | Union Bay, B.C. | 22 | 87,754 | 37,423 | | 2,103 | 25 | 7,191 | 11,951 | 46 | |
| 97 | Vancouver, B.C. | 348 | 447,374 | 86,388 | 86,296 | 23,855 | 221 | 243,463 | 170,881 | 9,322 | |
| 98 | Victoria, B.C. | 30 | 82,585 | 11,567 | 7 | 3,056 | 302 | 493,734 | 28,958 | 2,071 | |
| 99 | Westport, N.S. | | | | | | 12 | 250 | 290 | 29 | |
| 100 | Weymouth, N.S. | 5 | 1,021 | 424 | 966 | 28 | 7 | 941 | 94 | 1,593 | |
| 101 | White Rock, B.C. | | | | | | 19 | 490 | 12,684 | 65 | |
| 102 | Windsor, N.S. | | | | | | 27 | 21,192 | 35,301 | 318 | |
| 103 | Yarmouth, N.S. | 1 | 53 | 307 | | 16 | 54 | 12,966 | 11,637 | 1,008 | |
| 104 | York Factory, Man. | | | | | | | | | | |
| | Total | 2,847 | 6,957,124 | 6,608,808 | 330,096 | 169,119 | 2,702 | 1,279,844 | 825,979 | 135,439 | 48,166 |

SESSIONAL PAPER No. 11a

Foreign, entered Outwards for Sea at each Port and Outport.—*Concluded.*étrangers, allant à la mer entrés à chaque port et port secondaire.—*Fin.*

| Foreign—Etrangers. | | | | | In Ballast—L'ges. | | | | | | | | | |
|-------------------------------------|---|--|---|------------------------------|-------------------------------------|---|------------------------------|-------------------------------------|---|------------------------------|-------------------------------------|---|------------------------------|-----|
| Foreign—Etrangers. | | | | | British—Britanniques. | | | Canadian—Canadiens. | | | Foreign—Etrangers. | | | No. |
| Ves- sels. — Na- vires. | Tons Register. — Tonnage enre- gistré. | Freight, Tons Weight. — Fret, poids, tonneaux. | Freight, Tons Meas- urement. — Fret, jau- geage, ton- neaux. | Crew. — Equi- page. | Ves- sels. — Na- vires. | Tons Regis- ter. — Ton- nage enre- gistré. | Crew. — Equi- page. | Ves- sels. — Na- vires. | Tons Regis- ter. — Ton- nage enre- gistré. | Crew. — Equi- page. | Ves- sels. — Na- vires. | Tons Register. — Tonnage enre- gistré. | Crew. — Equi- page. | |
| 55 | 22,004 | 21,434 | | 1,085 | | | | 11 | 723 | 99 | 12 | 174 | 34 | 70 |
| 23 | 5,248 | 2,158 | 250 | 116 | 22 | 2,090 | 514 | 588 | 12,827 | 2,493 | 892 | 8,130 | 95 | 71 |
| 5 | 7,800 | 3,940 | | 76 | 8 | 15,200 | 226 | | | | 18 | 49,061 | 5,830 | 72 |
| | | | | | | | | | | | | 18,800 | 468 | 73 |
| | | | | | | | | | | | | | | 74 |
| 451 | 7,283 | 13,286 | | 862 | | | | 136 | 18,275 | 1,091 | 117 | 2,136 | 249 | 75 |
| 15 | 2,862 | 5,074 | 163 | 69 | | | | | | | 52 | 1,525 | 212 | 76 |
| 170 | 20,061 | 22,201 | 17,965 | 585 | 9 | 26,759 | 467 | 32 | 9,557 | 269 | 29 | 14,409 | 324 | 77 |
| 17 | 7,229 | | 18,764 | 67 | | | | | | | 34 | 2,686 | 374 | 78 |
| | | | | | | | | 2 | 21 | 5 | | | | 79 |
| 11 | 131 | 167 | | 22 | | | | 2 | 48 | 4 | 28 | 563 | 58 | 80 |
| 4 | 77 | 43 | | 12 | 4 | 50 | | 21 | | | | | | 81 |
| 1 | 12 | | | 2 | | | | | | | | | | 82 |
| 39 | 3,795 | 3,795 | | 570 | 1 | 88 | | | | | 67 | 5,040 | 1,215 | 83 |
| | | | | | | | | | | | 1 | 70 | 21 | 84 |
| 10 | 855 | 820 | | 138 | | | | 8 | 624 | 84 | 33 | 2,548 | 592 | 85 |
| 2 | 752 | 145 | 236 | 12 | | | | | | | | | | 86 |
| | | | | | | | | 85 | 1,242 | 317 | | | | 87 |
| 24 | 2,997 | 4,065 | | 151 | | | | 32 | 1,323 | 141 | 90 | 5,672 | 290 | 88 |
| | | | | | | | | 1 | 144 | 15 | | | | 89 |
| 5 | 417 | 759 | | 30 | | | | 22 | 745 | 117 | | | | 90 |
| 43 | 1,158 | 886 | | 134 | | | | 14 | 208 | 13 | 15 | 353 | 41 | 91 |
| 205 | 319,473 | 601,880 | | 8,430 | 64 | 177,202 | 3,045 | 64 | 128,425 | 2,353 | 64 | 143,469 | 2,120 | 92 |
| | | | | | | | | | | | | | | 93 |
| 1 | 95 | | | 4 | | | | | | | | | | 94 |
| 2 | 222 | 342 | | 21 | | | | 1 | 10 | 5 | 2 | 222 | 42 | 95 |
| 231 | 114,787 | 165,946 | | 1,411 | | | | 12 | 1,538 | 121 | 73 | 7,317 | 586 | 96 |
| 277 | 287,008 | 141,927 | 78,406 | 10,492 | 83 | 102,737 | 6,265 | 187 | 21,817 | 1,562 | 329 | 355,093 | 6,498 | 97 |
| 272 | 229,145 | 8,879 | 4 | 10,583 | 64 | 127,693 | 4,437 | 341 | 274,466 | 12,124 | 717 | 817,209 | 31,538 | 98 |
| 40 | 670 | 755 | | 85 | | | | 3 | 27 | 6 | 1 | 19 | 2 | 99 |
| 11 | 2,043 | 1,003 | 2,337 | 51 | | | | | | | 2 | 503 | 5 | 100 |
| 8 | 116 | 1,005 | | 20 | | | | 10 | 153 | 20 | 8 | 45 | 14 | 101 |
| 19 | 5,001 | 9,385 | 1,077 | 129 | | | | | | | | | | 102 |
| 92 | 27,782 | 4,944 | | 1,175 | | | | 83 | 3,818 | 1,063 | 53 | 3,339 | 885 | 103 |
| | | | | | 1 | 99 | 5 | | | | | | | 104 |
| 4,096 | 2,183,486 | 1,641,367 | 155,653 | 68,847 | 350 | 712,460 | 19,428 | 3,007 | 658,997 | 37,207 | 3,539 | 1,774,869 | 64,104 | |

10 GEORGE V, A. 1920

No. 7.—STATEMENT of Vessels, British, Canadian

N° 7.—TABLEAU des navires britanniques, cana-

ABSTRACT BY COUNTRIES—

| No. | Countries to which Departed. Pays d'où il vient | With Cargoes—Chargés. | | | | | | | | | |
|-----|--|--------------------------------|--|---|---|-------------------------|--------------------------------|---|--|---|-------------------------|
| | | British—Britanniques. | | | | | Canadian—Canadiens. | | | | |
| | | Ves- sels. Na- vires. | Tons Register. Tonnage enre- gistré. | Freight, Tons Weight. Fret, poids, tonneaux. | Freight, Tons Mea- sure- ment. Fret, jau- geage, ton- neaux. | Crew. Equi- page. | Ves- sels. Na- vires. | Tons, Register. Tonnage enre- gistré. | Freight, Tons weight. Fret, poids, ton- neaux. | Freight, Tons Mea- sure- ment. Fret, jau- geage, ton- neaux. | Crew. Equi- page. |
| 1 | United Kingdom..... | 729 | 3,106,990 | 2,645,354 | 138,443 | 65,585 | 60 | 93,522 | 70,470 | 20,104 | 2,441 |
| 2 | Australia..... | 41 | 154,030 | 59,743 | 66,991 | 4,716 | 4 | 2,684 | 2,757 | 48 | 58 |
| 3 | Bermuda..... | | | | | | 12 | 1,336 | 1,809 | 1 | 74 |
| 4 | British Guiana..... | 15 | 37,281 | 55,742 | 577 | 1,469 | 4 | 901 | 1,340 | 1,517 | 27 |
| 5 | British South Africa..... | 14 | 29,820 | 52,118 | 7,145 | 531 | 15 | 6,947 | 3,970 | 9,781 | 103 |
| 6 | British West Africa..... | | | | | | 1 | 762 | 1,000 | 300 | 8 |
| 7 | British India..... | | | | | | | | | | |
| 8 | British West Indies..... | 10 | 12,889 | 15,207 | 1,905 | 455 | 63 | 10,119 | 12,778 | 10,123 | 400 |
| 9 | British Oceania other..... | 10 | 25,368 | 10,429 | 3,195 | 694 | | | | | |
| 10 | British Straits Settle- ments..... | | | | | | | | | | |
| 11 | Fiji Islands..... | | | | | | | | | | |
| 12 | Gibraltar..... | 18 | 53,438 | 85,568 | 1,430 | 779 | 3 | 3,922 | 3,740 | | 89 |
| 13 | Newfoundland..... | 729 | 212,224 | 125,672 | 1,959 | 12,833 | 363 | 149,244 | 216,815 | 271 | 5,139 |
| 14 | New Zealand..... | 2 | 8,343 | 12,680 | | 116 | | | | | |
| 15 | Argentina..... | 4 | 1,658 | 2,932 | | 31 | 17 | 9,149 | 9,505 | 9,895 | 140 |
| 16 | Belgium..... | 2 | 5,880 | 13,761 | 71 | 86 | | | | | |
| 17 | Brazil..... | 4 | 864 | 1,525 | | 27 | 9 | 2,628 | 4,493 | | 62 |
| 18 | Chili..... | 1 | 4,151 | 6,086 | | 103 | | | | | |
| 19 | China..... | 3 | 18,354 | 2,478 | | 305 | 18 | 63,202 | 64,597 | 23,665 | 3,097 |
| 20 | Cuba..... | 4 | 3,430 | 7,820 | | 70 | 23 | 4,251 | 4,345 | 892 | 165 |
| 21 | Danish West Indies..... | 1 | 234 | | 463 | 6 | | | | | |
| 22 | Denmark..... | | | | | | | | | | |
| 23 | Ecuador..... | 1 | 5,836 | 2,202 | | 85 | | | | | |
| 24 | France..... | 62 | 191,025 | 330,198 | 17,035 | 2,942 | 6 | 8,540 | 16,405 | | 191 |
| 25 | French West Indies..... | 2 | 324 | 610 | 615 | 11 | 5 | 710 | 711 | 1,526 | 32 |
| 26 | Greenland, Iceland, etc..... | | | | | | | | | | |
| 27 | Hawaii..... | | | | | | | | | | |
| 28 | Holland..... | | | | | | | | | | |
| 29 | Italy..... | 6 | 19,754 | 41,499 | | 265 | 1 | 3,007 | 6,167 | | 36 |
| 30 | Japan..... | 2 | 5,204 | 5,053 | 4,658 | 149 | 3 | 7,603 | 11,338 | 5,201 | 306 |
| 31 | Mexico..... | | | | | | | | | | |
| 32 | Norway..... | | | | | | | | | | |
| 33 | Panama..... | | | | | | | | | | |
| 34 | Peru..... | 3 | 7,095 | 4 | 3,233 | 85 | | | | | |
| 35 | Philippines..... | | | | | | 1 | 2,804 | 6,250 | | 47 |
| 36 | Porto Rico..... | | | | | | 13 | 1,327 | 2,330 | | 78 |
| 37 | Russia..... | 6 | 28,809 | 8,417 | 11,817 | 782 | 4 | 14,173 | 9,910 | 6,146 | 854 |
| 38 | St. Pierre..... | 37 | 3,220 | 4,470 | 40 | 187 | 17 | 1,477 | 2,149 | 696 | 77 |
| 39 | San Domingo..... | | | | | | | | | | |
| 40 | Sea Fisheries..... | 28 | 2,889 | 1,213 | | 629 | 316 | 15,926 | 4,253 | | 3,658 |
| 41 | Spain..... | | | | | | 1 | 272 | 500 | | 7 |
| 42 | Sweden..... | | | | | | | | | | |
| 43 | United States..... | 436 | 673,636 | 45,498 | 4,978 | 32,186 | 1,720 | 839,707 | 334,057 | 42,465 | 30,429 |
| 44 | Uruguay..... | | | | | | 1 | 1,135 | | 2,190 | 12 |
| 45 | Sea Cable & Admiralty..... | 677 | 2,344,378 | 3,066,529 | 65,541 | 43,902 | 22 | 34,496 | 35,190 | 618 | 636 |
| | Total..... | 2,847 | 6,957,124 | 6,608,808 | 330,096 | 169,119 | 2,702 | 1,279,844 | 825,979 | 135,439 | 48,166 |

SESSIONAL PAPER No. 11a

and Foreign, entered Outwards for Sea.

diens et étrangers, allant à la mer entrés dans les ports du Canada.

RELEVÉ PAR PAYS.

| Foreign—Etrangers. | | | | | In Ballast—Légers. | | | | | | | | | No. |
|------------------------|--|--|---|---------------------|------------------------|--|---------------------|------------------------|--|---------------------|------------------------|--|---------------------|-----|
| Foreign—Etrangers. | | | | | British—Britannique. | | | Canadian—Canadiens. | | | Foreign—Etrangers. | | | |
| Ves-sels. Na-vires. | Tons Register. Tonnage enre-gistré. | Freight, Tons weght. Fret, poids, tonneaux. | Freight, Tons mea-surement. Fret, mu-geage, ton-neaux. | Crew. Equi-page. | Ves-sels. Na-vires. | Tons Regis-ter. Ton-nage enre-gistré. | Crew. Equi-page. | Ves-sels. Na-vires. | Tons Regis-ter. Ton-nage enre-gistré. | Crew. Equi-page. | Ves-sels. Na-vires. | Tons Register. Tonnage enre-gistré. | Crew. Equi-page. | |
| 23 | 76,895 | 98,876 | 50 | 1,278 | 9 | 37,550 | 966 | 8 | 11,473 | 240 | 2 | 6,353 | 151 | |
| 11 | 23,326 | 13,093 | 10,690 | 293 | | | | 3 | 17,423 | 635 | | | | |
| 9 | 10,905 | 11,976 | 12,060 | 129 | | | | | | | 1 | 1,011 | 15 | |
| 1 | 3,037 | | | 32 | | | | | | | | | | |
| 12 | 7,212 | 14,345 | 1,197 | 212 | | | | | | | | | | |
| 1 | 2,345 | 1,050 | | 24 | | | | | | | | | | |
| 2 | 3,220 | 1,315 | | 52 | | | | | | | | | | |
| 1 | 413 | 704 | | 10 | | | | | | | | | | |
| 8 | 22,390 | 42,543 | | 315 | | | | | | | | | | |
| 69 | 40,686 | 12,570 | | 1,126 | 42 | 85,437 | 1,529 | 73 | 124,954 | 2,305 | 62 | 121,455 | 1,643 | |
| 0 | 9,426 | 5,800 | | 175 | | | | | | | 1 | 3,217 | 38 | |
| 3 | 8,004 | 18,403 | | 97 | | | | | | | | | | |
| 10 | 20,724 | 5,787 | | 327 | | | | | | | 3 | 3,878 | 72 | |
| 1 | 1,583 | 2,343 | | 26 | | | | | | | 1 | 1,441 | 22 | |
| 9 | 35,767 | 2,433 | | 796 | 3 | 20,462 | 331 | 9 | 41,684 | 2,829 | 9 | 49,426 | 1,357 | |
| 20 | 10,875 | 16,698 | 2,579 | 184 | | | | | | | | | | |
| 1 | 829 | | | 20 | | | | | | | | | | |
| 3 | 7,871 | 9,455 | | 200 | | | | | | | | | | |
| 64 | 127,348 | 80,038 | 1,680 | 2,471 | | | | 3 | 1,292 | 20 | | | | |
| 3 | 1,647 | 125 | | 58 | | | | | | | 3 | 5,271 | 135 | |
| 11 | 31,609 | 17,794 | | 607 | | | | | | | | | | |
| 7 | 13,453 | 22,643 | | 280 | | | | | | | | | | |
| 30 | 99,625 | 50,348 | 40,886 | 2,091 | | | | | | | 26 | 146,089 | 3,966 | |
| 20 | 40,813 | 13,200 | | 610 | | | | 11 | 24,357 | 626 | 6 | 37,029 | 282 | |
| 4 | 10,796 | 11,795 | | 269 | | | | 1 | 940 | 41 | | | | |
| 1 | 2,521 | | 6,000 | 49 | | | | | | | | | | |
| 37 | 7,638 | 8,476 | | 676 | 1 | 6,118 | 137 | 1 | 4,145 | 55 | 2 | 415 | 40 | |
| 599 | 24,874 | 11,717 | | 6,968 | 41 | 3,367 | 777 | 2 | 1,398 | 77 | 5 | 5,306 | 150 | |
| 20 | 52,128 | | | 771 | | | | 1,725 | 60,854 | 13,684 | 1,561 | 47,658 | 14,652 | |
| 2,941 | 1,197,472 | 890,375 | 80,086 | 40,300 | 213 | 438,564 | 13,414 | 1,167 | 369,639 | 16,612 | 1,851 | 1,337,272 | 41,255 | |
| 171 | 288,051 | 277,465 | 395 | 8,201 | 41 | 120,962 | 2,274 | 4 | 838 | 83 | 6 | 6,048 | 317 | |
| 4,008 | 2,183,486 | 1,641,367 | 155,653 | 68,847 | 350 | 712,460 | 19,428 | 3,907 | 658,997 | 37,207 | 3,530 | 1,774,869 | 64,101 | |

10 GEORGE V, A. 1920

No. 7.—STATEMENT of Vessels, British, Canadian and

N° 7.—TABLEAU des navires britanniques, canadiens et

RECAPITULATION—

| | Vessels. Navires. | Tons Register. Tonnage enregistré. | Freight, Tons Weight. Fret, poids, tonneaux. | Freight, Tons Measure- ment. Fret, jaugeage, tonneaux. | Crew. Equipage. |
|---------------------------|----------------------|---|---|--|--------------------|
| With Cargoes—Chargés— | | | | | |
| British—Britanniques..... | 2,847 | 6,957,124 | 6,608,808 | 330,096 | 169,119 |
| Canadian—Canadiens..... | 2,702 | 1,279,844 | 825,979 | 135,439 | 48,166 |
| Foreign—Étrangers..... | 4,098 | 2,183,486 | 1,641,367 | 155,653 | 68,047 |
| Total..... | 9,647 | 10,420,454 | 9,076,154 | 621,188 | 285,932 |

SESSIONAL PAPER No. 11a

Foreign, entered Outwards for Sea.—*Concluded.*étrangers allant à la mer, entrés dans les ports du Canada.—*Fin.*

RÉCAPITULATION.

| | Vessels. Navires. | Tons Register. Tonnage enregistré. | Freight, Tons Weight. Fret, poids, tonneaux. | Freight, Tons Measure- ment. Fret, jaugeage, tonneaux. | Crew. Equipage. |
|---------------------------|----------------------|---|---|--|--------------------|
| In Ballast—L'ges— | | | | | |
| British—Britanniques..... | 350 | 712,460 | | | 19,428 |
| Canadian—Canadiens..... | 3,007 | 658,197 | | | 37,207 |
| Foreign—Étrangers..... | 3,539 | 1,774,809 | | | 64,104 |
| Total..... | 6,896 | 3,146,328 | | | 120,739 |
| Grand total..... | 16,543 | 13,566,780 | 9,076,154 | 621,188 | 406,671 |

No. 8.—SUMMARY STATEMENT of Sea-going Vessels entered and cleared at each Port and Outport.

RECAPITULATION BY PORTS AND OUTPORTS.

N° 8.—ÉTAT SOMMAIRE des navires de long cours qui sont arrivés et partis à chaque port et port secondaire.

RÉCAPITULATION PAR PORT ET PORT SECONDAIRE.

| Ports and Outports. Ports et ports secondaires. | Vessels Arrived. Navires entrés. | | | | | | Vessels Departed. Navires sortis. | | | | | |
|--|-------------------------------------|-----------|------------------------|-----------|--------|-----------|--------------------------------------|-----------|------------------------|-----------|--------|-----------|
| | British. Britanniques. | | Foreign. Étrangers. | | Total. | | British. Britanniques. | | Foreign. Étrangers. | | Total. | |
| | No. | Tons. | No. | Tons. | No. | Tons. | No. | Tons. | No. | Tons. | No. | Tons. |
| | Nomb. | Tonneaux. | Nomb. | Tonneaux. | Nomb. | Tonneaux. | Nomb. | Tonneaux. | Nomb. | Tonneaux. | Nomb. | Tonneaux. |
| Alert Bay, B.C. | 2 | 442 | 61 | 8,185 | 63 | 8,627 | 7 | 2,116 | 64 | 10,552 | 71 | 12,668 |
| Annapolis Royal, N.S. | 3 | 219 | 1 | 216 | 4 | 435 | | | 1 | 591 | 1 | 591 |
| Anyox, B.C. | 16 | 6,529 | 16 | 9,477 | 32 | 16,006 | 37 | 15,438 | 22 | 18,365 | 59 | 33,803 |
| Aricbut, N.S. | 87 | 1,083 | 10 | 562 | 97 | 2,245 | 84 | 1,721 | 8 | 480 | 92 | 2,210 |
| Baddeck, N.S. | 21 | 736 | 10 | 666 | 31 | 1,402 | 26 | 950 | 17 | 7,992 | 43 | 8,942 |
| Barrington Passage, N.S. | 9 | 322 | 34 | 884 | 43 | 1,206 | 7 | 164 | 35 | 890 | 42 | 1,054 |
| Barton, N.S. | 5 | 513 | | | 5 | 513 | 5 | 512 | | | 5 | 512 |
| Bathurst, N.B. | 19 | 231 | 1 | 355 | 20 | 586 | 19 | 231 | 1 | 355 | 20 | 586 |
| Bear River, N.S. | 5 | 450 | | | 5 | 450 | 8 | 994 | 2 | 519 | 10 | 1,513 |
| Belliveau's Cove, N.S. | 4 | 616 | 1 | 44 | 5 | 660 | 8 | 1,815 | 1 | 44 | 9 | 1,850 |
| Bridgetown, N.S. | 1 | 132 | 1 | 147 | 2 | 279 | | | | | | |
| Bridgewater, N.S. | 5 | 693 | 7 | 3,222 | 12 | 3,915 | 21 | 5,042 | 7 | 3,222 | 28 | 8,264 |
| Britannia Beach, B.C. | 121 | 42,569 | 48 | 12,446 | 169 | 55,015 | 166 | 51,897 | 50 | 13,423 | 216 | 65,320 |
| Butedale, B.C. | 51 | 914 | 106 | 1,852 | 157 | 2,766 | 50 | 815 | 106 | 1,852 | 156 | 2,667 |
| Campbellton, N.B. | | | | | | | 1 | 98 | 1 | 500 | 2 | 598 |
| Campo Bello, N.B. | 155 | 24,168 | 294 | 6,730 | 449 | 30,907 | 165 | 26,071 | 61 | 1,087 | 226 | 27,158 |
| Canso, N.S. | 81 | 9,797 | 159 | 11,285 | 240 | 21,082 | 78 | 9,352 | 160 | 11,927 | 247 | 21,279 |
| Caraquet, N.B. | 205 | 4,182 | | | 205 | 4,182 | 219 | 1,326 | | | 219 | 4,326 |
| Cardigan, P.E.I. | | | | | | | 1 | 76 | | | 1 | 76 |
| Charlottetown, P.E.I. | 8 | 4,420 | 3 | 806 | 11 | 5,226 | 18 | 3,764 | 2 | 1,310 | 20 | 5,074 |
| Chemainus, B.C. | 23 | 2,368 | 65 | 4,419 | 88 | 6,687 | 41 | 14,429 | 69 | 2,657 | 110 | 17,086 |
| Chester, N.S. | 23 | 307 | 3 | 25 | 26 | 332 | 17 | 232 | 2 | 20 | 19 | 252 |
| Church Point, N.S. | | | | | | | 1 | 555 | 1 | 388 | 2 | 943 |
| Clarks Harbour, N.S. | 8 | 438 | 22 | 357 | 30 | 795 | 12 | 620 | 26 | 350 | 38 | 970 |
| Clementsport, N.S. | 5 | 495 | | | 5 | 495 | 5 | 495 | | | 5 | 495 |
| Dalhousie, N.B. | | | 1 | 500 | 1 | 500 | | | | | | |
| Digby, N.S. | 17 | 1,081 | 8 | 90 | 25 | 1,171 | 22 | 1,757 | 6 | 63 | 28 | 1,820 |
| Fredericton, N.B. | | | 1 | 287 | 1 | 287 | | | 1 | 287 | 1 | 287 |
| Freeport, N.S. | 10 | 365 | | | 10 | 365 | 7 | 210 | | | 7 | 210 |
| Gaspé, Que. | 2 | 1,460 | 4 | 440 | 6 | 1,900 | 5 | 954 | 18 | 14,792 | 23 | 15,746 |
| Georgetown, P.E.I. | 8 | 533 | | | 8 | 533 | 14 | 1,044 | 1 | 1,550 | 15 | 2,594 |
| Glace Bay, N.S. | 26 | 1,088 | | | 26 | 1,088 | 24 | 970 | | | 24 | 970 |
| Halifax, N.S. | 687 | 1,087,618 | 362 | 621,805 | 1,049 | 2,309,423 | 974 | 2,129,661 | 412 | 698,408 | 1,386 | 2,819,069 |
| Hantsport, N.S. | 8 | 4,519 | | | 8 | 4,519 | 10 | 1,325 | | | 10 | 1,325 |
| Hillsboro, N.B. | | | 1 | 206 | 1 | 206 | 2 | 1,650 | 4 | 1,229 | 6 | 2,879 |
| Indian Island, N.B. | 6 | 42 | 14 | 154 | 20 | 196 | 1 | 25 | 14 | 154 | 15 | 179 |

No. 8.—SUMMARY STATEMENT of Sea-going Vessels entered and cleared at each Port.—*Concluded.*

26

RECAPITULATION BY PORTS AND OUTPORTS.

N° 8.—ÉTAT SOMMAIRE des navires de long cours qui sont arrivés et partis de chaque port et port secondaire.—*Fin.*

RÉCAPITULATION PAR PORT ET PORT SECONDAIRE.

| Ports and Outports. Ports et ports secondaires. | Vessels Arrived. Navires entrés. | | | | | | Vessels Departed. Navires sortis. | | | | | |
|--|-------------------------------------|-----------|------------------------|-----------|--------|------------|--------------------------------------|-----------|------------------------|-----------|--------|------------|
| | British. Britanniques. | | Foreign. Etrangers. | | Total. | | British. Britanniques. | | Foreign. Etrangers. | | Total. | |
| | No. | Tons. | No. | Tons. | No. | Tons. | No. | Tons. | No. | Tons. | No. | Tons. |
| | Nomb. | Tonneaux. | Nomb. | Tonneaux. | Nomb. | Tonneaux. | Nomb. | Tonneaux. | Nomb. | Tonneaux. | Nomb. | Tonneaux. |
| Three Rivers, Que. | | | | | | 2 | 2,592 | | | 2 | 2,592 | |
| Truro, N.S. | 1 | 99 | 1 | 95 | 2 | 194 | 4 | 438 | 1 | 95 | 5 | 533 |
| Tusket, N.S. | 1 | 10 | 4 | 444 | 5 | 454 | 1 | 10 | 4 | 444 | 5 | 454 |
| Union Bay, B.C. | 31 | 18,344 | 298 | 112,981 | 329 | 131,305 | 59 | 96,483 | 304 | 122,104 | 363 | 218,587 |
| Vancouver, B.C. | 855 | 1,125,648 | 614 | 644,287 | 1,469 | 1,769,935 | 839 | 815,391 | 608 | 643,001 | 1,445 | 1,458,392 |
| Victoria, B.C. | 791 | 616,540 | 1,021 | 1,044,838 | 1,812 | 1,661,378 | 737 | 978,478 | 989 | 1,046,354 | 1,726 | 2,024,832 |
| Westport, N.S. | 14 | 184 | 47 | 592 | 61 | 1,076 | 15 | 283 | 41 | 698 | 56 | 981 |
| Weymouth, N.S. | 8 | 1,148 | 8 | 833 | 16 | 1,981 | 12 | 1,962 | 13 | 2,546 | 25 | 4,508 |
| White Rock, B.C. | 27 | 710 | 16 | 161 | 43 | 871 | 29 | 643 | 16 | 161 | 45 | 804 |
| Windsor N.S. | 21 | 6,860 | 16 | 4,137 | 37 | 10,997 | 27 | 21,192 | 19 | 5,901 | 46 | 27,093 |
| Yarmouth, N.S. | 105 | 15,642 | 158 | 24,033 | 263 | 39,675 | 138 | 16,837 | 145 | 31,121 | 283 | 47,958 |
| York Factory, Man. | 1 | 1,541 | | | 1 | 1,541 | 1 | 99 | | | 1 | 99 |
| Total | 8,308 | 8,204,269 | 7,495 | 3,490,344 | 15,803 | 11,694,613 | 8,906 | 9,608,425 | 7,637 | 3,958,355 | 16,543 | 13,566,780 |

CUSTOMS—SHIPPING REPORT

No. 9.—STATEMENT of NATIONALITIES of Sea-going Vessels entered and cleared.

ABSTRACT BY NATIONALITIES—RÉSUMÉ PAR NATIONALITÉ.

| Arrived—Arrivés. | | | Departed—Partis. | | |
|----------------------------|-------------------------|-------------------------|----------------------------|-------------------------|-------------------------|
| Flag—Pavillon. | Number. — Nombre. | Tons. — Tonneaux. | Flag—Pavillon. | Number. — Nombre. | Tons. — Tonneaux. |
| United Kingdom—Royaume-Uni | 8,308 | 8,204,269 | United Kingdom—Royaume-Uni | 8,906 | 9,608,425 |
| Belgium—Belgique | 9 | 16,474 | Belgium—Belgique | 12 | 21,542 |
| Brazil—Brésil | 1 | 3,228 | Brazil—Brésil | 6 | 10,074 |
| China—Chine | 1 | 2,769 | China—Chine | 2 | 6,965 |
| Denmark—Danemark | 62 | 46,377 | Denmark—Danemark | 70 | 46,204 |
| France—France | 86 | 101,711 | France—France | 97 | 98,700 |
| Holland—Hollande | 8 | 31,517 | Greece—Grèce | 2 | 3,429 |
| Italy—Italie | 11 | 34,015 | Holland—Hollande | 9 | 34,294 |
| Japan—Japon | 161 | 741,208 | Italy—Italie | 12 | 32,433 |
| Mexico—Mexique | 2 | 1,152 | Japan—Japon | 106 | 754,705 |
| Norway—Norvège | 193 | 438,745 | Norway—Norvège | 210 | 458,583 |
| Peru—Pérou | 1 | 1,328 | Peru—Pérou | 1 | 1,328 |
| Portugal—Portugal | 2 | 5,931 | Portugal—Portugal | 5 | 8,951 |
| Russia—Russie | 9 | 22,073 | Russia—Russie | 6 | 12,269 |
| Sweden—Suède | 49 | 100,320 | Sweden—Suède | 63 | 134,960 |
| United States—Etats-Unis | 6,900 | 1,943,496 | United States—Etats-Unis | 6,076 | 2,335,000 |
| Total | 15,803 | 11,664,613 | Total | 16,543 | 13,566,780 |

DESCRIPTION OF VESSELS—DESCRIPTION DES NAVIRES.

| | Arrived—Arrivés. | | | | | | | Departed—Partis. | | | | | |
|----------------------|------------------|-------------------|------------------|----------------|---------------|-------------------|----------------------|------------------|-------------------|------------------|----------------|---------------|-------------------|
| | Steamers. | | Sailing Vessels. | | Total. | | | Steamers. | | Sailing Vessels. | | Total. | |
| | Vapeurs. | | Voiliers. | | Total. | | | Vapeurs. | | Voiliers. | | Total. | |
| | Number. | Tons. | Number. | Tons. | Number. | Tons. | | Number. | Tons. | Number. | Tons. | Number. | Tons. |
| Nomb. | Tonneaux. | Nomb. | Tonneaux. | Nomb. | Tonneaux. | Nomb. | Tonneaux. | Nomb. | Tonneaux. | Nomb. | Tonneaux. | Nomb. | Tonneaux. |
| British—Britanniques | 6,004 | 7,903,275 | 2,304 | 300,994 | 8,308 | 8,204,269 | British—Britanniques | 6,398 | 9,307,410 | 2,508 | 301,015 | 8,906 | 9,608,425 |
| Foreign—Étrangers | 5,922 | 3,190,657 | 1,573 | 299,687 | 7,495 | 3,490,344 | Foreign—Étrangers | 6,068 | 3,664,736 | 1,569 | 293,619 | 7,637 | 3,958,355 |
| Total | 11,926 | 11,093,932 | 3,877 | 600,681 | 15,803 | 11,694,613 | Total | 12,466 | 12,972,146 | 4,077 | 594,634 | 16,543 | 13,566,780 |

No. 10.—SUMMARY STATEMENT of Sea-going Vessels entered Inwards and Outwards.

N° 10.—ETAT SOMMAIRE des navires de long cours entrés et sortis.

| Nationalities. Nationalités. | Sea Going Vessels, Inwards. Navires de long cours entrés. | | | | | Sea Going Vessels, Outwards. Navires de long cours sortis. | | | | | Total Sea Going Vessels, Inwards and Outwards. Total, navires de long cours entrés et sortis. | | | | |
|---------------------------------|--|---------------------|-----------------------|----------------------------|------------|---|---------------------|-----------------------|----------------------------|------------|--|---------------------|-------------------------|----------------------------|------------|
| | Vessels | Tons Register. | Freight, Tons Weight. | Freight, Tons measurement. | Crew. | Vessels | Tons Register. | Freight, Tons Weight. | Freight, Tons measurement. | Crew. | Vessels | Tons Register. | Freight, Tons Weight. | Freight, Tons Measurement. | Crew. |
| | Navires. | Tonnage enregistré. | Fret poids tonneaux. | Fret jaugeage tonneaux. | Equi-page. | Navires. | Tonnage enregistré. | Fret poids tonneaux. | Fret jaugeage tonneaux. | Equi-page. | Navires. | Tonnage enregistré. | Fret jaugeage tonneaux. | Fret poids tonneaux. | Equi-page. |
| British—Britanniques. | 2,902 | 6,384,582 | 1,747,892 | 134,587 | 172,741 | 3,107 | 7,669,584 | 6,698,808 | 330,096 | 188,547 | 6,099 | 14,054,166 | 8,356,700 | 464,683 | 361,288 |
| Canadian—Canadiens. | 5,406 | 3,819,687 | 706,750 | 80,189 | 85,310 | 5,709 | 1,938,841 | 825,979 | 135,439 | 85,373 | 11,115 | 3,758,528 | 1,532,729 | 215,628 | 170,683 |
| Foreign—Étrangers. | 7,495 | 3,490,344 | 1,642,340 | 118,236 | 119,316 | 7,637 | 3,958,355 | 1,641,367 | 155,653 | 132,751 | 15,132 | 7,448,699 | 3,283,707 | 274,889 | 252,067 |
| Total..... | 15,803 | 11,694,613 | 4,096,982 | 333,012 | 377,367 | 16,543 | 13,566,780 | 9,076,154 | 621,188 | 406,671 | 32,346 | 25,261,393 | 13,173,136 | 954,200 | 784,038 |

No. 11.—SUMMARY STATEMENT of Vessels arrived and departed (exclusive of Coasting Vessels).

N° 11.—ÉTAT SOMMAIRE des navires arrivés et partis (à l'exclusion des cabotiers).

| Nationalities. Nationalités. | Sea Going Vessels, Inwards and Outwards. Navires de longs cours entrés et sortis. | | | Vessels of the Inland Waters between Canada and the United States. Naviguant dans les eaux intérieures entre le Canada et les Etats-Unis. | | | Total Shipping (Exclusive of Coasting Vessels) Inwards and Outwards. Grands totaux des navires (à l'exclusion cabotiers) entrés et sortis. | | |
|---------------------------------|--|---|-------------------|--|--|-------------------|---|---|-------------------|
| | Vessels. Navires. | Tons Register. Tonnage enregistré. | Crew Equipage. | Vessels. Navires. | Tons Register. Tonnage enregistrés. | Crew Equipage. | Vessels. Navires. | Tons Register. Tonnage enregistré. | Crew Equipage. |
| British—Britanniques..... | 6,099 | 14,054,166 | 361,288 | | | | 6,099 | 14,054,166 | 361,288 |
| Canadian—Canadiens..... | 11,115 | 3,758,528 | 170,683 | 25,908 | 13,808,533 | 435,337 | 37,023 | 17,567,061 | 606,020 |
| Foreign—Etrangers..... | 15,132 | 7,448,699 | 252,067 | 37,141 | 14,159,122 | 372,964 | 52,273 | 21,607,821 | 625,031 |
| Total..... | 32,346 | 25,261,393 | 784,038 | 63,049 | 27,967,655 | 808,301 | 95,395 | 53,229,048 | 1,592,339 |

10 GEORGE V. A. 1920

TRADE WITH EACH COUNTRY AND

No. 12.—STATEMENT of the Number and Tonnage of Steam and Sailing Vessels entered Inwards distinguishing the Nationality of the

COMMERCE AVEC CHAQUE PAYS

N° 12.—RELEVÉ du nombre et du tonnage des navires à voiles et à vapeur venant de la mer distinguant la nationalité des navires

| Ports and Outports and Countries whence arrived. Ports et ports secondaires et pays de départ. | British. Britannique. | | United States. Américaine. | | Norwegian. Norvégienne. | | Austrian. Autrichienne. | | Belgian. Belge. | |
|---|--------------------------|------------------------|-------------------------------|------------------------|----------------------------|------------------------|----------------------------|------------------------|--------------------|------------------------|
| | Ves- sels. | Tons Register. | Ves- sels. | Tons Register. | Ves- sels. | Tons Register. | Ves- sels. | Tons Register. | Ves- sels. | Tons Register. |
| | Navi- res. | Tonnage enregistré. | Navi- res. | Tonnage enregistré. | Navi- res. | Tonnage enregistré. | Navi- res. | Tonnage enregistré. | Navi- res. | Tonnage enregistré. |
| Alert Bay, B.C.— United States..... (a) | 2 | 442 | 61 | 8,185 | | | | | | |
| Annapolis Royal, N.S.— United States..... (a) | 1 | 41 | | | | | | | | |
| United States..... (b) | 2 | 178 | 1 | 216 | | | | | | |
| Total..... | 3 | 219 | 1 | 216 | | | | | | |
| Anyox, B.C.— United States..... (a) | 16 | 6,529 | 16 | 9,477 | | | | | | |
| Arichat, N.S.— United States..... (a) | | | 6 | 332 | | | | | | |
| Sea Fisheries..... (b) | 87 | 1,683 | 4 | 230 | | | | | | |
| Total..... | 87 | 1,683 | 10 | 562 | | | | | | |
| Buddeck, N.S.— Newfoundland..... (b) | 7 | 326 | 1 | 96 | | | | | | |
| United States..... (b) | 2 | 152 | 5 | 365 | | | | | | |
| Sea Fisheries..... (b) | 12 | 258 | 4 | 205 | | | | | | |
| Total..... | 21 | 736 | 10 | 666 | | | | | | |
| Barrington Passage, N.S.— United States..... (a) | | | 22 | 277 | | | | | | |
| United States..... (b) | 3 | 237 | | | | | | | | |
| Sea Fisheries..... (a) | 6 | 85 | | | | | | | | |
| Sea Fisheries..... (b) | | | 12 | 607 | | | | | | |
| Total..... | 9 | 322 | 34 | 884 | | | | | | |
| Barton, N.S.— United States..... (a) | 1 | 161 | | | | | | | | |
| United States..... (b) | 4 | 352 | | | | | | | | |
| Total..... | 5 | 513 | | | | | | | | |
| Bathurat, N.B.— United States..... (b) | | | 1 | 355 | | | | | | |
| Sea Fisheries..... (b) | 19 | 231 | | | | | | | | |
| Total..... | 19 | 231 | 1 | 355 | | | | | | |
| Bear River, N.S.— United States..... (b) | 5 | 450 | | | | | | | | |
| Belliveau's Cove, N.S.— British W. Indies..... (b) | 2 | 446 | | | | | | | | |
| United States..... (b) | 2 | 170 | 1 | 44 | | | | | | |
| Total..... | 4 | 616 | 1 | 44 | | | | | | |
| Bridgetown, N.S.— United States..... (b) | 1 | 132 | 1 | 147 | | | | | | |
| Bridgewater, N.S.— Greenland, Iceland, etc..... (b) | 5 | 693 | 5 | 2,594 | | | | | | |
| United States..... (b) | | | | | | | | | | |
| Total..... | 5 | 693 | 6 | 2,594 | | | | | | |

(a) Steam—A vapeur. (b) Sail—A voiles.

SESSIONAL PAPER No. 11a

NATIONALITY OF VESSELS.

from Sea at each of the undermentioned Ports and Outports in Canada from Foreign Countries, Vessels employed in the trade with each Country.

ET NATIONALITÉ DES NAVIRES.

entrés à chacun des ports et ports secondaires, sous-mentionnés au Canada, de pays étrangers, employés au commerce avec chaque pays.

| Danish. Danois. | | French. Française. | | German. Allemande. | | Italian. Italienne. | | Russian. Russe. | | Other Nationalities. Autres nationalités. | | | Total. Total. | |
|--------------------|-----------------------------|-----------------------|-----------------------------|-----------------------|-----------------------------|------------------------|-----------------------------|--------------------|-----------------------------|--|---------------|-----------------------------|------------------|-----------------------------|
| Ves- sels. | Tons Regis- ter. | Ves- sels. | Tons Regis- ter. | Ves- sels. | Tons Regis- ter. | Ves- sels. | Tons Regis- ter. | Ves- sels. | Tons Regis- ter. | Names. | Ves- sels. | Tons Regis- ter. | Ves- sels. | Tons Regis- ter. |
| Nav- ires. | Tonnage en- registré. | Nav- ires. | Tonnage en- registré. | Nav- ires. | Tonnage en- registré. | Nav- ires. | Tonnage en- registré. | Nav- ires. | Tonnage en- registré. | Noms. | Nav- ires. | Tonnage en- registré. | Nav- ires. | Tonnage en- registré. |
| | | | | | | | | | | | | | 63 | 8,027 |
| | | | | | | | | | | | | | 1 | 41 |
| | | | | | | | | | | | | | 3 | 394 |
| | | | | | | | | | | | | | 4 | 435 |
| | | | | | | | | | | | | | 32 | 10,000 |
| | | | | | | | | | | | | | 6 | 332 |
| | | | | | | | | | | | | | 91 | 1,913 |
| | | | | | | | | | | | | | 97 | 2,245 |
| | | | | | | | | | | | | | 8 | 422 |
| | | | | | | | | | | | | | 7 | 517 |
| | | | | | | | | | | | | | 16 | 463 |
| | | | | | | | | | | | | | 31 | 1,402 |
| | | | | | | | | | | | | | 22 | 277 |
| | | | | | | | | | | | | | 3 | 237 |
| | | | | | | | | | | | | | 6 | 85 |
| | | | | | | | | | | | | | 12 | 607 |
| | | | | | | | | | | | | | 43 | 1,206 |
| | | | | | | | | | | | | | 1 | 161 |
| | | | | | | | | | | | | | 4 | 352 |
| | | | | | | | | | | | | | 5 | 513 |
| | | | | | | | | | | | | | 1 | 355 |
| | | | | | | | | | | | | | 19 | 231 |
| | | | | | | | | | | | | | 20 | 586 |
| | | | | | | | | | | | | | 5 | 450 |
| | | | | | | | | | | | | | 2 | 446 |
| | | | | | | | | | | | | | 3 | 214 |
| | | | | | | | | | | | | | 5 | 660 |
| | | | | | | | | | | | | | 2 | 279 |
| | | | | | | | | 1 | 628 | | | | 1 | 628 |
| | | | | | | | | | | | | | 11 | 3,287 |
| | | | | | | | | 1 | 628 | | | | 12 | 3,915 |

10 GEORGE V, A. 1920

No. 12.—STATEMENT of the Number and Tonnage of Steam

N° 12.—RELEVÉ du nombre et du tonnage des navires

| Ports and Outports and Countries whence arrived. Ports et ports secondaires et pays de départ. | British. Britannique. | | United States. Américaine. | | Norwegian. Norvégienne. | | Austrian. Autrichienne. | | Belgian. Belge. | |
|---|--------------------------|------------------------|-------------------------------|------------------------|----------------------------|------------------------|----------------------------|------------------------|--------------------|------------------------|
| | Ves- sels. | Tons Register. | Ves- sels. | Tons Register. | Ves- sels. | Tons Register. | Ves- sels. | Tons Register. | Ves- sels. | Tons Register. |
| | Nav- ires. | Tonnage enregistré. | Nav- ires. | Tonnage enregistré. | Nav- ires. | Tonnage enregistré. | Nav- ires. | Tonnage enregistré. | Nav- ires. | Tonnage enregistré. |
| Britannia Beach, B.C.— United States..... (a) | 121 | 42,509 | 48 | 12,446 | | | | | | |
| Butedale, B.C.— United States..... (a) | | | 106 | 1,852 | | | | | | |
| Sea Fisheries..... (a) | 51 | 914 | | | | | | | | |
| Total..... | 51 | 914 | 106 | 1,852 | | | | | | |
| Campo Bello, N.B.— United States..... (a) | 155 | 24,168 | 294 | 6,739 | | | | | | |
| Canso, N.S.— British W. Indies..... (b) | 1 | 134 | | | | | | | | |
| Newfoundland..... (a) | 3 | 287 | | | | | | | | |
| Newfoundland..... (b) | 6 | 574 | 2 | 163 | | | | | | |
| United States..... (a) | 5 | 582 | 10 | 465 | | | | | | |
| United States..... (b) | 2 | 234 | 16 | 1,567 | | | | | | |
| Sea Fisheries..... (a) | 26 | 4,966 | 69 | 3,541 | | | | | | |
| Sea Fisheries..... (b) | 38 | 3,020 | 35 | 2,714 | | | | | | |
| Total..... | 81 | 9,797 | 122 | 8,450 | | | | | | |
| Caraquet, N.B.— Sea Fisheries..... (a) | 1 | 42 | | | | | | | | |
| Sea Fisheries..... (b) | 204 | 4,140 | | | | | | | | |
| Total..... | 205 | 4,182 | | | | | | | | |
| Charlottetown, P.E.I.— British W. Indies..... (b) | 1 | 134 | | | | | | | | |
| Newfoundland..... (b) | 1 | 39 | | | | | | | | |
| Spain..... (a) | 1 | 2,530 | | | | | | | | |
| United States..... (a) | 1 | 1,375 | | | | | | | | |
| United States..... (b) | 1 | 296 | 2 | 546 | | | | | | |
| Sea Fisheries..... (b) | 3 | 46 | | | | | | | | |
| Total..... | 8 | 4,420 | 2 | 546 | | | | | | |
| Chemainus, B.C.— United States..... (a) | 16 | 1,142 | 54 | 2,080 | | | | | | |
| United States..... (b) | 7 | 1,126 | 11 | 2,339 | | | | | | |
| Total..... | 23 | 2,268 | 65 | 4,419 | | | | | | |
| Chester, N.S.— United States..... (a) | | | 3 | 25 | | | | | | |
| Sea Fisheries..... (a) | 18 | 238 | | | | | | | | |
| Sea Fisheries..... (b) | 5 | 69 | | | | | | | | |
| Total..... | 23 | 307 | 3 | 25 | | | | | | |
| Clarks Harbour, N.S.— United States..... (a) | | | 20 | 183 | | | | | | |
| United States..... (b) | 7 | 428 | | | | | | | | |
| Sea Fisheries..... (a) | 1 | 10 | | | | | | | | |
| Sea Fisheries..... (b) | | | 2 | 174 | | | | | | |
| Total..... | 8 | 438 | 22 | 357 | | | | | | |
| Clementsport, N.S.— United States..... (b) | 5 | 495 | | | | | | | | |
| Dalhousie, N.B.— Greenland, Iceland, etc..... (a) | | | | | | | | | | |
| Digby, N.S.— Newfoundland..... (b) | 1 | 100 | | | | | | | | |
| United States..... (a) | | | 8 | 90 | | | | | | |
| United States..... (b) | 16 | 981 | | | | | | | | |
| Total..... | 17 | 1,081 | 8 | 90 | | | | | | |

(a) Steam—A vapeur. (b) Sail—A voiles.

SESSIONAL PAPER No. 11a

and Sailing Vessels entered Inwards from Sea, etc.—Continued.

à voiles et à vapeur, venant de la mer, etc.—Suite.

| Danish. Danoise. | | French. Française. | | German. Allemande. | | Italian. Italienne. | | Russian. Russe. | | Other Nationalities. Autres nationalités. | | | Total. Total. | | |
|---------------------|-----------------------------|-----------------------|-----------------------------|-----------------------|-----------------------------|------------------------|-----------------------------|--------------------|-----------------------------|--|---------------|-----------------------------|------------------|-----------------------------|--------|
| Ves- sels. | Tons Regis- ter. | Ves- sels. | Tons Regis- ter. | Ves- sels. | Tons Regis- ter. | Ves- sels. | Tons Regis- ter. | Ves- sels. | Tons Regis- ter. | Names. | Ves- sels. | Tons Regis- ter. | Ves- sels. | Tons Regis- ter. | |
| Navi- res. | Tonnage en- registré. | Navi- res. | Tonnage en- registré. | Navi- res. | Tonnage en- registré. | Navi- res. | Tonnage en- registré. | Navi- res. | Tonnage en- registré. | Noms. | Navi- res. | Tonnage en- registré. | Navi- res. | Tonnage en- registré. | |
| | | | | | | | | | | | | | | 169 | 55,015 |
| | | | | | | | | | | | | | | 106 | 1,852 |
| | | | | | | | | | | | | | | 51 | 914 |
| | | | | | | | | | | | | | | 157 | 2,766 |
| | | | | | | | | | | | | | | 449 | 30,907 |
| | | | | | | | | | | | | | | 1 | 134 |
| | | | | | | | | | | | | | | 3 | 287 |
| | | | | | | | | | | | | | | 8 | 737 |
| 1 | 105 | | | | | | | | | | | | | 16 | 1,152 |
| | | | | | | | | | | | | | | 18 | 1,801 |
| 26 | 2,730 | | | | | | | | | | | | | 121 | 11,237 |
| | | | | | | | | | | | | | | 73 | 5,734 |
| 27 | 2,835 | | | | | | | | | | | | | 240 | 21,082 |
| | | | | | | | | | | | | | | 1 | 42 |
| | | | | | | | | | | | | | | 204 | 4,140 |
| | | | | | | | | | | | | | | 205 | 4,182 |
| | | | | | | | | | | | | | | 1 | 134 |
| | | | | | | | | | | | | | | 1 | 39 |
| | | | | | | | | | | | | | | 1 | 2,530 |
| | | 1 | 260 | | | | | | | | | | | 1 | 1,375 |
| | | | | | | | | | | | | | | 4 | 1,102 |
| | | | | | | | | | | | | | | 3 | 46 |
| | | 1 | 260 | | | | | | | | | | | 11 | 5,226 |
| | | | | | | | | | | | | | | 70 | 3,222 |
| | | | | | | | | | | | | | | 18 | 3,465 |
| | | | | | | | | | | | | | | 88 | 6,687 |
| | | | | | | | | | | | | | | 3 | 25 |
| | | | | | | | | | | | | | | 18 | 238 |
| | | | | | | | | | | | | | | 5 | 89 |
| | | | | | | | | | | | | | | 26 | 332 |
| | | | | | | | | | | | | | | 20 | 183 |
| | | | | | | | | | | | | | | 7 | 428 |
| | | | | | | | | | | | | | | 1 | 10 |
| | | | | | | | | | | | | | | 2 | 174 |
| | | | | | | | | | | | | | | 30 | 795 |
| | | | | | | | | | | | | | | 5 | 495 |
| | | | | | | | | | | Swedish.... | 1 | 500 | 1 | 500 | |
| | | | | | | | | | | | | | | 1 | 100 |
| | | | | | | | | | | | | | | 8 | 90 |
| | | | | | | | | | | | | | | 16 | 981 |
| | | | | | | | | | | | | | | 25 | 1,171 |

10 GEORGE V, A. 1920

No. 12.—STATEMENT of the Number and Tonnage of Steam

N° 12.—RELEVÉ du nombre et du tonnage des navires à

| Ports and Outports and Countries whence arrived. Ports et ports secondaires et pays de départ. | British. Britannique. | | United States. Américaine. | | Norwegian. Norvégienne. | | Austrian. Autrichienne. | | Belgian. Belge. | |
|---|--------------------------|------------------------|-------------------------------|------------------------|----------------------------|------------------------|----------------------------|------------------------|--------------------|------------------------|
| | Ves- sels. | Tons Register. | Ves- sels. | Tons Register. | Ves- sels. | Tons Register. | Ves- sels. | Tons Register. | Ves- sels. | Tons Register. |
| | Navi- res. | Tonnage enregistré. | Navi- res. | Tonnage enregistré. | Navi- res. | Tonnage enregistré. | Navi- res. | Tonnage enregistré. | Navi- res. | Tonnage enregistré. |
| | | | | | | | | | | |
| Fredericton, N.B.— United States..... (b) | | | 1 | 287 | | | | | | |
| Freeport, N.S.— United States..... (b) | 10 | 365 | | | | | | | | |
| Gaspé, Que.— Great Britain..... (a) | 1 | 1,360 | | | | | | | | |
| United States..... (b) | 1 | 100 | 4 | 440 | | | | | | |
| Total..... | 2 | 1,460 | 4 | 440 | | | | | | |
| Georgetown, P.E.I.— Newfoundland..... (b) | 7 | 510 | | | | | | | | |
| Sea Fisheries..... (b) | 1 | 23 | | | | | | | | |
| Total..... | 8 | 533 | | | | | | | | |
| Glace Bay, N.S.— Great Britain..... (a) | 1 | 80 | | | | | | | | |
| Great Britain..... (b) | 25 | 1,008 | | | | | | | | |
| Total..... | 26 | 1,088 | | | | | | | | |
| Halifax, N.S.— Great Britain..... (a) | 114 | 517,248 | 2 | 5,412 | 1 | 1,418 | | | | |
| British W. Indies..... (a) | 16 | 45,560 | | | 9 | 6,606 | | | | |
| British W. Indies..... (b) | 40 | 7,316 | 1 | 270 | | | | | | |
| Newfoundland..... (a) | 55 | 30,085 | 4 | 753 | 2 | 1,458 | | | | |
| Newfoundland..... (b) | 56 | 4,802 | 1 | 90 | | | | | | |
| Brazil..... (a) | | | | | 3 | 3,885 | | | | |
| Brazil..... (b) | 1 | 341 | | | | | | | | |
| Cuba..... (a) | 1 | 2,094 | | | | | | | | |
| France..... (a) | 5 | 14,099 | 2 | 6,739 | | | | | | |
| Australia..... (a) | 1 | 2,846 | | | 3 | 9,503 | | | | |
| Holland..... (a) | | | | | | | | | | |
| Italy..... (a) | 1 | 4,316 | | | | | | | | |
| Norway..... (a) | | | | | 45 | 105,976 | | | | |
| Argentina..... (a) | 1 | 3,428 | | | 15 | 32,549 | | | | |
| Argentina..... (b) | 1 | 420 | | | | | | | | |
| Denmark..... (a) | | | | | 1 | 1,527 | | | | |
| Denmark..... (b) | | | 1 | 318 | 1 | 957 | | | | |
| Saint Pierre..... (a) | | | | | | | | | | |
| Spain..... (a) | 5 | 13,048 | | | | | | | | |
| Sweden..... (a) | | | | | | | | | | |
| United States..... (a) | 215 | 868,024 | 69 | 118,635 | 18 | 38,667 | | | 3 | 4,615 |
| United States..... (b) | 37 | 40,580 | 31 | 7,069 | | | | | | |
| Chile..... (a) | 1 | 2,984 | | | | | | | | |
| Mexico..... (a) | 11 | 31,029 | 9 | 57,749 | | | | | | |
| Sea, Cable and Admiralty..... (a) | 20 | 30,383 | 3 | 8,360 | | | | | | |
| Sea, Cable and Admiralty..... (b) | 1 | 313 | | | | | | | | |
| San Domingo..... (a) | 1 | 1,045 | 3 | 5,299 | | | | | | |
| San Domingo..... (b) | 2 | 765 | | | | | | | | |
| Sea Fisheries..... (a) | 11 | 1,425 | 6 | 771 | | | | | | |
| Sea Fisheries..... (b) | 70 | 4,417 | 20 | 1,308 | | | | | | |
| Gibraltar..... (a) | 21 | 60,140 | 2 | 3,515 | | | | | | |
| Total..... | 687 | 1,687,618 | 154 | 216,954 | 98 | 202,546 | | | 3 | 4,615 |
| Huntsport, N.S.— United States..... (a) | 5 | 1,803 | | | | | | | | |
| United States..... (b) | 3 | 2,716 | | | | | | | | |
| Total..... | 8 | 4,519 | | | | | | | | |
| Hillsboro, N.B.— United States..... (b) | | | 1 | 206 | | | | | | |
| Indian Island, N.B.— United States..... (a) | 6 | 42 | 14 | 154 | | | | | | |

(a) Steam—A vapeur. (b) Sail—A voiles.

SESSIONAL PAPER No. 11a

and Sailing Vessels entered Inwards from Sea, etc.—Continued.

voiles et à vapeur, venant de la mer, etc.—Suite.

| Danish. | | French. | | German. | | Italian. | | Russian. | | Other Nationalities. | | | Total. | |
|----------|-----------|-----------|-----------|------------|-----------|------------|-----------|----------|-----------|----------------------|-------|-----------|--------|-----------|
| Danoise. | | Français. | | Allemande. | | Italienne. | | Russe. | | Autres nationalités. | | | Total. | |
| Ves- | Tons | Ves- | Tons | Ves- | Tons | Ves- | Tons | Ves- | Tons | Names. | Ves- | Tons | Ves- | Tons |
| sels. | Regis- | sels. | Regis- | sels. | Regis- | sels. | Regis- | sels. | Regis- | | sels. | Regis- | sels. | Regis- |
| — | ter. | — | ter. | — | ter. | — | ter. | — | ter. | | — | ter. | — | ter. |
| Navi- | Tonnage | Navi- | Tonnage | Navi- | Tonnage | Navi- | Tonnage | Navi- | Tonnage | Noms. | Navi- | Tonnage | Navi- | Tonnage |
| res. | en | res. | en | res. | en | res. | en | res. | en | Navires. | res. | en | res. | en |
| — | registré. | — | registré. | — | registré. | — | registré. | — | registré. | — | — | registré. | — | registré. |
| | | | | | | | | | | | | | 1 | 287 |
| | | | | | | | | | | | | | 10 | 365 |
| | | | | | | | | | | | | | 1 | 1,360 |
| | | | | | | | | | | | | | 5 | 540 |
| | | | | | | | | | | | | | 6 | 1,900 |
| | | | | | | | | | | | | | 7 | 519 |
| | | | | | | | | | | | | | 1 | 23 |
| | | | | | | | | | | | | | 8 | 533 |
| | | | | | | | | | | | | | 1 | 80 |
| | | | | | | | | | | | | | 25 | 1,008 |
| | | | | | | | | | | | | | 26 | 1,088 |
| | | | | | | | | | | Swedish | 2 | 4,098 | 119 | 528,176 |
| | | | | | | | | | | | | | 25 | 52,166 |
| | | | | | | | | | | | | | 41 | 7,592 |
| | | | | | | | | | | | | | 67 | 38,770 |
| | | | | | | | | | | | | | 57 | 4,892 |
| | | | | | | | | | | Swedish | 1 | 1,293 | 4 | 5,178 |
| | | | | | | | | | | | | | 1 | 341 |
| | | | | | | | | | | | | | 1 | 2,094 |
| | | | | | | | | | | | | | 8 | 27,458 |
| | | | | | | | | | | | | | 5 | 15,954 |
| | | | | | | | | | | Swedish | 1 | 3,605 | 7 | 10,428 |
| | | | | | | | | | | Swedish | 4 | 9,009 | 3 | 12,075 |
| | | | | | | | | | | Dutch | 3 | 9,519 | 46 | 111,972 |
| | | | | | | | | | | | | | 2 | 7,190 |
| | | | | | | | | | | Swedish | 8 | 16,449 | 26 | 59,616 |
| | | | | | | | | | | Dutch | 2 | 7,190 | 1 | 420 |
| | | | | | | | | | | | | | 12 | 12,088 |
| | | | | | | | | | | | | | 2 | 1,275 |
| | | | | | | | | | | | | | 13 | 2,808 |
| | | | | | | | | | | | | | 5 | 13,048 |
| | | | | | | | | | | Swedish | 25 | 40,831 | 25 | 16,831 |
| | | | | | | | | | | Swedish | 3 | 9,849 | 325 | 1,072,780 |
| | | | | | | | | | | | | | 68 | 48,240 |
| | | | | | | | | | | | | | 2 | 6,733 |
| | | | | | | | | | | | | | 20 | 88,778 |
| | | | | | | | | | | | | | 26 | 42,091 |
| | | | | | | | | | | | | | 1 | 313 |
| | | | | | | | | | | | | | 4 | 6,344 |
| | | | | | | | | | | | | | 2 | 785 |
| | | | | | | | | | | | | | 17 | 2,196 |
| | | | | | | | | | | | | | 90 | 5,785 |
| | | | | | | | | | | | | | 26 | 73,204 |
| | | | | | | | | | | | | | 1 | 206 |
| | | | | | | | | | | | | | 20 | 196 |
| | | | | | | | | | | | | | 5 | 1,803 |
| | | | | | | | | | | | | | 3 | 2,716 |
| | | | | | | | | | | | | | 8 | 4,519 |
| | | | | | | | | | | | | | 1 | 206 |
| | | | | | | | | | | | | | 20 | 196 |

10 GEORGE V, A. 1920

No. 12.—STATEMENT of the Number and Tonnage of Steam

N° 12.—RELEVÉ du nombre et du tonnage des navires à

| Ports and Outports and Countries whence arrived. Ports et ports secondaires et pays de départ. | British. | | United States. | | Norwegian. | | Austrian. | | Belgian. | |
|---|--------------------------|------------------------|--------------------------|------------------------|--------------------------|------------------------|--------------------------|------------------------|--------------------------|------------------------|
| | Britannique. | | Américaine. | | Norvégienne. | | Autrichienne. | | Belge. | |
| | Ves- sels. | Tons Register. | Ves- sels. | Tons Register. | Ves- sels. | Tons Register. | Ves- sels. | Tons Register. | Ves- sels. | Tons Register. |
| | Navires. enregistrés. | Tonnage enregistré. | Navires. enregistrés. | Tonnage enregistré. | Navires. enregistrés. | Tonnage enregistré. | Navires. enregistrés. | Tonnage enregistré. | Navires. enregistrés. | Tonnage enregistré. |
| Isaacs Harbour, N.S.— | | | | | | | | | | |
| Newfoundland.....(b) | 1 | 99 | | | | | | | | |
| United States.....(a) | | | 5 | 190 | | | | | | |
| United States.....(b) | | | 1 | 58 | | | | | | |
| Total..... | 1 | 99 | 6 | 248 | | | | | | |
| Joggins Mines, N.S.— | | | | | | | | | | |
| United States.....(b) | 1 | 120 | 12 | 1,661 | | | | | | |
| Kingsport, N.S.— | | | | | | | | | | |
| United States.....(b) | | | 3 | 1,141 | | | | | | |
| Ladner, B.C.— | | | | | | | | | | |
| United States.....(a) | 3 | 872 | | | | | | | | |
| Ladysmith, B.C.— | | | | | | | | | | |
| United States.....(a) | 73 | 8,628 | 43 | 28,696 | | | | | | |
| United States.....(b) | 101 | 17,194 | 22 | 5,573 | | | | | | |
| Total..... | 174 | 25,822 | 65 | 34,269 | | | | | | |
| La Have, N.S.— | | | | | | | | | | |
| British W. Indies.....(b) | 22 | 2,180 | | | | | | | | |
| United States.....(a) | | | 3 | 21 | | | | | | |
| United States.....(b) | 3 | 503 | 2 | 863 | | | | | | |
| Sea Fisheries.....(a) | | | 7 | 381 | | | | | | |
| Sea Fisheries.....(b) | 59 | 5,465 | 1 | 77 | | | | | | |
| Total..... | 84 | 8,208 | 13 | 1,342 | | | | | | |
| Lévis, Que.— | | | | | | | | | | |
| Great Britain.....(a) | 1 | 3,670 | | | | | | | | |
| Liverpool, N.S.— | | | | | | | | | | |
| British W. Indies.....(b) | 4 | 831 | | | | | | | | |
| Newfoundland.....(a) | 2 | 242 | | | | | | | | |
| Newfoundland.....(b) | 5 | 417 | 4 | 312 | | | | | | |
| United States.....(a) | 6 | 471 | 58 | 3,596 | | | | | | |
| United States.....(b) | 5 | 680 | 16 | 1,353 | | | | | | |
| Sea Fisheries.....(a) | 26 | 575 | 51 | 2,749 | | | | | | |
| Sea Fisheries.....(b) | | | 10 | 812 | | | | | | |
| Total..... | 48 | 3,216 | 139 | 8,822 | | | | | | |
| Lockport, N.S.— | | | | | | | | | | |
| United States.....(b) | 1 | 124 | 17 | 600 | | | | | | |
| Sea Fisheries.....(b) | 38 | 1,361 | 18 | 1,328 | | | | | | |
| Total..... | 39 | 1,485 | 35 | 1,928 | | | | | | |
| Lord's Cove, N.B.— | | | | | | | | | | |
| United States.....(a) | 300 | 2,513 | 122 | 1,518 | | | | | | |
| Louisburg, N.S.— | | | | | | | | | | |
| Great Britain.....(a) | 12 | 37,759 | | | | | | | | |
| Newfoundland.....(a) | 74 | 53,993 | 1 | 235 | | | | | | |
| Newfoundland.....(b) | 19 | 1,693 | 3 | 260 | | | | | | |
| Gibraltar.....(a) | 9 | 26,422 | 1 | 1,004 | 1 | 2,835 | | | | |
| Saint Pierre.....(a) | | | | | | | | | | |
| Saint Pierre.....(b) | 2 | 196 | | | | | | | | |
| United States.....(a) | 4 | 13,019 | 2 | 1,267 | | | | | | |
| United States.....(b) | 4 | 378 | 12 | 1,085 | | | | | | |
| Sea, Cable and Admiralty.....(a) | 53 | 11,430 | 5 | 1,307 | | | | | | |
| Sea, Cable and Admiralty.....(b) | 8 | 1,508 | | | | | | | | |
| Sea Fisheries.....(a) | 1 | 154 | | | | | | | | |
| Sea Fisheries.....(b) | 10 | 422 | 81 | 3,273 | | | | | | |
| Total..... | 196 | 146,974 | 105 | 8,431 | 1 | 2,835 | | | | |

(a) Steam—A vapeur. (b) Sail—A voiles.

SESSIONAL PAPER No. 11a

and Sailing Vessels entered Inwards from Sea, etc.—Continued.

voiles et à vapeur, venant de la mer, etc.—Suite.

| Danish. | | French. | | German. | | Italian. | | Russian. | | Other Nationalities. | | | Total. | | |
|----------|-----------|------------|-----------|------------|-----------|------------|-----------|----------|-----------|----------------------|-------|-----------|--------|-----------|---------|
| Danoise. | | Française. | | Allemande. | | Italienne. | | Russe. | | Autres nationalités. | | | Total. | | |
| Ves- | Tons | Ves- | Tons | Ves- | Tons | Ves- | Tons | Ves- | Tons | Names. | Ves- | Tons | Ves- | Tons | |
| sels. | Regis- | sels. | Regis- | sels. | Regis- | sels. | Regis- | sels. | Regis- | | sels. | Regis- | sels. | Regis- | |
| Navi- | Tonnage | Navi- | Tonnage | Navi- | Tonnage | Navi- | Tonnage | Navi- | Tonnage | Noms. | Navi- | Tonnage | Navi- | Tonnage | |
| res. | en- | res. | en- | res. | en- | res. | en- | res. | en- | | res. | en- | res. | en- | |
| | registré. | | registré. | | registré. | | registré. | | registré. | | | registré. | | registré. | |
| | | | | | | | | | | | | | | 1 | 99 |
| | | | | | | | | | | | | | | 5 | 190 |
| | | | | | | | | | | | | | | 1 | 58 |
| | | | | | | | | | | | | | | 7 | 347 |
| | | | | | | | | | | | | | | 13 | 1,781 |
| | | | | | | | | | | | | | | 3 | 1,141 |
| | | | | | | | | | | | | | | 3 | 872 |
| | | | | | | | | | | | | | | 116 | 37,324 |
| | | | | | | | | | | | | | | 123 | 22,767 |
| | | | | | | | | | | | | | | 239 | 60,091 |
| | | | | | | | | | | | | | | 22 | 2,180 |
| | | | | | | | | | | | | | | 3 | 21 |
| | | | | | | | | | | | | | | 5 | 1,426 |
| | | | | | | | | | | | | | | 7 | 381 |
| | | | | | | | | | | | | | | 60 | 5,542 |
| | | | | | | | | | | | | | | 97 | 9,550 |
| | | | | | | | | | | | | | | 1 | 3,670 |
| | | | | | | | | | | | | | | 5 | 896 |
| | | 1 | 65 | | | | | | | | | | | 2 | 242 |
| | | | | | | | | | | | | | | 9 | 729 |
| | | | | | | | | | | | | | | 64 | 4,067 |
| | | | | | | | | | | | | | | 21 | 2,033 |
| | | | | | | | | | | | | | | 77 | 3,324 |
| | | | | | | | | | | | | | | 10 | 812 |
| | | | | | | | | | | | | | | 188 | 12,103 |
| | | | | | | | | | | | | | | 18 | 724 |
| | | | | | | | | | | | | | | 56 | 2,689 |
| | | | | | | | | | | | | | | 74 | 3,413 |
| | | | | | | | | | | | | | | 422 | 4,031 |
| | | | | | | | | | | | | | | 12 | 37,759 |
| | | | | | | | | | | | | | | 75 | 54,228 |
| | | | | | | | | | | | | | | 22 | 1,953 |
| | | | | | | | | | | | | | | 11 | 30,261 |
| | | | | | | | | | | | | | | 1 | 216 |
| | | | | | | | | | | | | | | 2 | 196 |
| | | | | | | | | | | | | | | 7 | 15,677 |
| | | 1 | 1,391 | | | | | | | | | | | 16 | 1,463 |
| | | | | | | | | | | | | | | 60 | 19,721 |
| | | | | | | | | | | | | | | 8 | 1,508 |
| | | | | | | | | | | | | | | 1 | 154 |
| | | | | | | | | | | | | | | 91 | 3,095 |
| | | | | | | | | | | | | | | 306 | 166,831 |
| 1 | 1,391 | 1 | 216 | | | | | 2 | 6,984 | | | | | | |

10 GEORGE J, A. 1920

No. 12.—STATEMENT of the Number and Tonnage of Steam

N° 12.—RELEVÉ du nombre et du tonnage des navires à

| Ports and Outports and Countries whence arrived. Ports et ports secondaires et pays de départ. | British. Britannique. | | United States. Américaine. | | Norwegian. Norvégienne. | | Austrian. Autrichienne. | | Belgian. Belge. | |
|---|--------------------------|------------------------|-------------------------------|------------------------|----------------------------|------------------------|----------------------------|------------------------|--------------------|------------------------|
| | Ves- sels. | Tons Register. | Ves- sels. | Tons Register. | Ves- sels. | Tons Register. | Ves- sels. | Tons Register. | Ves- sels. | Tons Register. |
| | Nav- ires. | Tonnage enregistré. | Nav- ires. | Tonnage enregistré. | Nav- ires. | Tonnage enregistré. | Nav- ires. | Tonnage enregistré. | Nav- ires. | Tonnage enregistré. |
| Lower East Pubnico, N.S.— | | | | | | | | | | |
| United States..... (a) | 6 | 216 | | | | | | | | |
| United States..... (b) | 8 | 310 | 21 | 986 | | | | | | |
| Sea Fisheries..... (b) | 18 | 812 | 10 | 534 | | | | | | |
| Total..... | 32 | 1,338 | 31 | 1,520 | | | | | | |
| Lunenburg, N.S.— | | | | | | | | | | |
| British W. Indies..... (b) | 49 | 8,318 | | | | | | | | |
| Newfoundland..... (b) | 3 | 290 | | | | | | | | |
| Spain..... (a) | 1 | 99 | | | | | | | | |
| United States..... (a) | 1 | 49 | 1 | 38 | | | | | | |
| United States..... (b) | 10 | 907 | 3 | 271 | | | | | | |
| French West Indies..... (b) | 1 | 303 | | | | | | | | |
| Sea Fisheries..... (a) | 24 | 297 | 30 | 2,057 | | | | | | |
| Sea Fisheries..... (b) | 216 | 19,791 | 3 | 281 | | | | | | |
| Total..... | 305 | 28,051 | 37 | 2,647 | | | | | | |
| Magdalen Islands, Que.— | | | | | | | | | | |
| Newfoundland..... (b) | 2 | 170 | | | | | | | | |
| United States..... (b) | 1 | 92 | 1 | 74 | | | | | | |
| Total..... | 3 | 271 | 1 | 74 | | | | | | |
| Mahone Bay, N.S.— | | | | | | | | | | |
| British W. Indies..... (b) | 1 | 92 | | | | | | | | |
| United States..... (b) | 2 | 381 | | | | | | | | |
| Sea Fisheries..... (b) | 8 | 587 | | | | | | | | |
| Total..... | 11 | 1,060 | | | | | | | | |
| Meteghan River, N.S.— | | | | | | | | | | |
| United States..... (b) | 1 | 88 | | | | | | | | |
| Moncton, N.B.— | | | | | | | | | | |
| British W. Indies..... (b) | 1 | 223 | | | | | | | | |
| United States..... (b) | 2 | 173 | 5 | 595 | | | | | | |
| Total..... | 3 | 396 | 5 | 595 | | | | | | |
| Montreal, Que.— | | | | | | | | | | |
| Great Britain..... (a) | 342 | 1,404,162 | 3 | 7,451 | | | | | | |
| Gibraltar..... (a) | 46 | 145,558 | | | | | | | | |
| Newfoundland..... (a) | 5 | 12,304 | | | 1 | 1,453 | | | | |
| Belgium..... (a) | | | | | | | | | 1 | 3,252 |
| Cuba..... (a) | 1 | 1,871 | | | | | | | | |
| France..... (a) | 12 | 35,230 | | | | | | | | |
| Mexico..... (a) | 6 | 11,771 | | | | | | | | |
| Italy..... (a) | 12 | 36,542 | | | | | | | | |
| Russia..... (a) | 5 | 19,804 | | | | | | | 1 | 2,838 |
| United States..... (a) | 1 | 6,377 | | | | | | | | |
| Total..... | 430 | 1,673,028 | 3 | 7,451 | 1 | 1,453 | | | 2 | 6,090 |
| Moose Factory, Man.— | | | | | | | | | | |
| Great Britain..... (a) | 2 | 1,992 | | | | | | | | |
| Murray Harbour, P.E.I.— | | | | | | | | | | |
| Sea Fisheries..... (b) | 6 | 112 | | | | | | | | |
| Nanaimo, B.C.— | | | | | | | | | | |
| United States..... (a) | 68 | 13,627 | 551 | 86,159 | 4 | 9,445 | | | | |
| United States..... (b) | 28 | 6,991 | 214 | 74,707 | | | | | | |
| Sea Fisheries..... (a) | | | 16 | 165 | | | | | | |
| Total..... | 96 | 20,618 | 781 | 161,091 | 4 | 9,445 | | | | |

(a) Steam—A vapeur. (b) Sail—A voiles.

SESSIONAL PAPER No. 11a

and Sailing Vessels entered Inwards from Sea, etc.—Continued.

voiles et à vapeur, venant de la mer, etc.—Suite.

| Danish. Danoise. | | French. Française. | | German. Allemande. | | Italian. Italienne. | | Russian. Russe. | | Other Nationalities. Autres nationalités. | | | Total. Total. | | |
|---------------------|-----------------------------|-----------------------|-----------------------------|-----------------------|-----------------------------|------------------------|-----------------------------|--------------------|-----------------------------|--|---------------|-----------------------------|------------------|-----------------------------|-----------|
| Ves- sels. | Tons Regis- ter. | Ves- sels. | Tons Regis- ter. | Ves- sels. | Tons Regis- ter. | Ves- sels. | Tons Regis- ter. | Ves- sels. | Tons Regis- ter. | Names. | Ves- sels. | Tons Regis- ter. | Ves- sels. | Tons Regis- ter. | |
| Navi- res. | Tonnage en- registré. | Navi- res. | Tonnage en- registré. | Navi- res. | Tonnage en- registré. | Navi- res. | Tonnage en- registré. | Navi- res. | Tonnage en- registré. | Noms. | Navi- res. | Tonnage en- registré. | Navi- res. | Tonnage en- registré. | |
| | | | | | | | | | | | | | 6 | 216 | |
| | | | | | | | | | | | | | 29 | 1,296 | |
| | | | | | | | | | | | | | 28 | 1,346 | |
| | | | | | | | | | | | | | 63 | 2,858 | |
| | | | | | | | | | | | | | 49 | 6,318 | |
| | | | | | | | | | | | | | 3 | 290 | |
| | | | | | | | | | | | | | 1 | 99 | |
| | | | | | | | | | | | | | 2 | 87 | |
| | | | | | | | | | | | | | 13 | 1,178 | |
| | | | | | | | | | | | | | 1 | 300 | |
| | | | | | | | | | | | | | 54 | 2,354 | |
| | | | | | | | | | | | | | 210 | 20,072 | |
| | | | | | | | | | | | | | 342 | 30,698 | |
| | | | | | | | | | | | | | 2 | 179 | |
| | | | | | | | | | | | | | 2 | 160 | |
| | | | | | | | | | | | | | 4 | 345 | |
| | | | | | | | | | | | | | 1 | 92 | |
| | | | | | | | | | | | | | 2 | 381 | |
| | | | | | | | | | | | | | 8 | 587 | |
| | | | | | | | | | | | | | 11 | 1,060 | |
| | | | | | | | | | | | | | 1 | 88 | |
| | | | | | | | | | | | | | 1 | 223 | |
| | | | | | | | | | | | | | 7 | 768 | |
| | | | | | | | | | | | | | 8 | 991 | |
| | | 1 | 420 | | | | | | | Portuguese | 2 | 5,931 | 348 | 1,417,964 | |
| | | | | | | | | | | | | | 46 | 145,558 | |
| | | | | | | | | | | | | | 0 | 13,767 | |
| | | | | | | | | | | | | | 1 | 3,252 | |
| | | | | | | | | | | | | | 1 | 1,871 | |
| | | 1 | 1,248 | | | | | | | Brazilian | 1 | 3,228 | 14 | 39,715 | |
| | | | | | | | | | | | | | 6 | 11,771 | |
| | | 1 | 2,726 | | | 2 | 5,873 | | | | | | 16 | 45,141 | |
| | | | | | | | | | | | | | 5 | 19,804 | |
| | | | | | | | | | | | | | 2 | 9,215 | |
| | | 3 | 4,394 | | | 2 | 5,873 | | | | | 3 | 9,159 | 444 | 1,708,058 |
| | | | | | | | | | | | | | 2 | 1,992 | |
| | | | | | | | | | | | | | 6 | 112 | |
| | | | | | | | | | | Swedish | 1 | 2,521 | 638 | 142,356 | |
| | | 7 | 11,086 | | | | | | | Japanese | 7 | 19,518 | 242 | 81,758 | |
| | | | | | | | | | | | | | 16 | 165 | |
| | | 7 | 11,086 | | | | | | | | | 8 | 22,039 | 896 | 224,270 |

10 GEORGE V, A. 1920

No. 12.—STATEMENT of the Number and Tonnage of Steam

N° 12.—RELEVÉ du nombre et du tonnage des navires à

| Ports and Outports and Countries whence arrived. Ports et ports secondaires et pays de départ. | British. Britannique. | | United States. Américaine. | | Norwegian. Norvégienne. | | Austrian. Autrichienne. | | Belgian. Belge. | |
|---|--------------------------|------------------------|-------------------------------|------------------------|----------------------------|------------------------|----------------------------|------------------------|--------------------|------------------------|
| | Ves- sels. | Tons Register. | Ves- sels. | Tons Register. | Ves- sels. | Tons Register. | Ves- sels. | Tons Register. | Ves- sels. | Tons Register. |
| | Navi- res. | Tonnage enregistré. | Navi- res. | Tonnage enregistré. | Navi- res. | Tonnage enregistré. | Navi- res. | Tonnage enregistré. | Navi- res. | Tonnage enregistré. |
| New Westminster, B.C.— | | | | | | | | | | |
| United States.....(a) | 3 | 175 | 10 | 2,553 | | | | | | |
| United States.....(b) | 1 | 63 | 4 | 3,947 | | | | | | |
| Sea Fisheries.....(a) | | | 3 | 156 | | | | | | |
| Total..... | 4 | 238 | 17 | 6,656 | | | | | | |
| North East Harbour, N.S.— | | | | | | | | | | |
| Newfoundland.....(b) | 1 | 71 | | | | | | | | |
| United States.....(b) | | | 2 | 171 | | | | | | |
| Sea Fisheries.....(a) | 1 | 28 | | | | | | | | |
| Total..... | 2 | 99 | 2 | 171 | | | | | | |
| North Head, N.B.— | | | | | | | | | | |
| United States.....(a) | 159 | 26,462 | 38 | 453 | | | | | | |
| United States.....(b) | 2 | 115 | | | | | | | | |
| Total..... | 161 | 26,577 | 38 | 453 | | | | | | |
| North Sydney, N.S.— | | | | | | | | | | |
| Great Britain.....(a) | 10 | 30,338 | | | | | | | | |
| Newfoundland.....(a) | 357 | 76,079 | 3 | 639 | 14 | 35,380 | | | 1 | 1,816 |
| Newfoundland.....(b) | 329 | 54,985 | 8 | 731 | | | | | | |
| Italy.....(a) | 1 | 2,794 | | | | | | | | |
| Saint Pierre.....(a) | | | | | | | | | | |
| Saint Pierre.....(b) | 33 | 2,580 | | | | | | | | |
| United States.....(a) | 11 | 52,325 | 3 | 9,860 | | | | | | |
| United States.....(b) | 2 | 182 | 2 | 282 | | | | | | |
| Sea Fisheries.....(a) | 1 | 154 | | | | | | | | |
| Sea Fisheries.....(b) | 8 | 573 | 25 | 2,258 | | | | | | |
| Total..... | 752 | 219,990 | 41 | 13,770 | 14 | 35,380 | | | 1 | 1,816 |
| Ocean Falls, B.C.— | | | | | | | | | | |
| United States.....(a) | 35 | 56,092 | 94 | 109,646 | | | | | | |
| United States.....(b) | | | 3 | 5,538 | | | | | | |
| Total..... | 35 | 56,092 | 97 | 115,184 | | | | | | |
| Parrboro, N.S.— | | | | | | | | | | |
| United States.....(b) | 15 | 1,847 | 32 | 5,959 | | | | | | |
| Pictou, N.S.— | | | | | | | | | | |
| France.....(a) | 1 | 2,393 | | | | | | | | |
| Port Alberni, B.C.— | | | | | | | | | | |
| United States.....(a) | 10 | 568 | 3 | 95 | | | | | | |
| Sea Fisheries.....(a) | | | 1 | 21 | | | | | | |
| Total..... | 10 | 568 | 4 | 116 | | | | | | |
| Port Hawkesbury, N.S.— | | | | | | | | | | |
| British W. Indies.....(b) | 1 | 98 | | | | | | | | |
| Newfoundland.....(b) | 6 | 486 | 2 | 187 | | | | | | |
| Saint Pierre.....(b) | 1 | 99 | | | | | | | | |
| United States.....(a) | | | 1 | 176 | | | | | | |
| United States.....(b) | 1 | 296 | 10 | 771 | | | | | | |
| Sea Fisheries.....(a) | 2 | 189 | | | | | | | | |
| Sea Fisheries.....(b) | 25 | 2,468 | 6 | 570 | | | | | | |
| Total..... | 36 | 3,636 | 19 | 1,704 | | | | | | |
| Port La Tour, N.S.— | | | | | | | | | | |
| United States.....(b) | 1 | 61 | | | | | | | | |
| Sea Fisheries.....(a) | 1 | 14 | | | | | | | | |
| Total..... | 2 | 75 | | | | | | | | |
| Port Mulgrave, N.S.— | | | | | | | | | | |
| Sea Fisheries.....(a) | 4 | 304 | | | | | | | | |
| Port Simpson, B.C.— | | | | | | | | | | |
| United States.....(a) | 1 | 827 | 10 | 163 | | | | | | |

(a) Steam—A vapeur. (b) Sail—A voiles.

10 GEORGE V, A. 1920

No. 12.—STATEMENT of the Number and Tonnage of Steam

N° 12.—RELEVÉ du nombre et du tonnage des navires à

| Ports and Outports and Countries whence arrived. Ports et ports secondaires et pays de départ. | British. Britannique. | | United States. Américaine. | | Norwegian. Norvégienne. | | Austrian. Autrichienne. | | Belgian. Belge. | |
|---|--------------------------|------------------------|-------------------------------|------------------------|----------------------------|------------------------|----------------------------|------------------------|--------------------|------------------------|
| | Ves- sels. | Tons Register. | Ves- sels. | Tons Register. | Ves- sels. | Tons Register. | Ves- sels. | Tons Register. | Ves- sels. | Tons Register. |
| | Nav- res. | Tonnage enregistré. | Nav- res. | Tonnage enregistré. | Nav- res. | Tonnage enregistré. | Nav- res. | Tonnage enregistré. | Nav- res. | Tonnage enregistré. |
| Powell River, B.C.— | | | | | | | | | | |
| Australia.....(a) | 3 | 7,111 | | | | | | | | |
| Panama.....(a) | 1 | 2,712 | | | | | | | | |
| United States.....(a) | 20 | 12,532 | 57 | 26,111 | 1 | 2,345 | | | | |
| Total..... | 24 | 22,375 | 57 | 26,111 | 1 | 2,345 | | | | |
| Prince Rupert, B.C.— | | | | | | | | | | |
| United States.....(a) | 108 | 138,217 | 100 | 39,644 | | | | | | |
| United States.....(b) | 1 | 6 | 6 | 474 | | | | | | |
| Sea Fisheries.....(a) | 578 | 8,082 | 825 | 14,639 | | | | | | |
| Sea Fisheries.....(b) | 14 | 283 | | | | | | | | |
| Total..... | 701 | 147,188 | 931 | 54,757 | | | | | | |
| Quebec, Que.— | | | | | | | | | | |
| Great Britain.....(a) | 73 | 360,324 | | | | | | | | |
| Newfoundland.....(a) | 1 | 235 | | | | | | | | |
| Total..... | 74 | 360,609 | | | | | | | | |
| Rimouski, Que.— | | | | | | | | | | |
| Great Britain.....(a) | 7 | 5,197 | | | | | | | | |
| Great Britain.....(b) | 2 | 1,657 | | | | | | | | |
| Total..... | 9 | 6,854 | | | | | | | | |
| St. Andrews, N.B.— | | | | | | | | | | |
| United States.....(a) | 207 | 20,367 | 565 | 8,004 | | | | | | |
| United States.....(b) | 2 | 133 | 5 | 426 | | | | | | |
| Total..... | 209 | 20,500 | 570 | 9,330 | | | | | | |
| St. George, N.B.— | | | | | | | | | | |
| United States.....(a) | | | 35 | 1,435 | | | | | | |
| United States.....(b) | 12 | 28 | 34 | 2,870 | | | | | | |
| Total..... | 12 | 28 | 69 | 4,305 | | | | | | |
| St. John, N.B.— | | | | | | | | | | |
| Great Britain.....(a) | 142 | 632,110 | | | | | | | | |
| British W. Indies.....(a) | 11 | 29,967 | | | 1 | 486 | | | | |
| British W. Indies.....(b) | 16 | 4,354 | | | | | | | | |
| Newfoundland.....(b) | 1 | 71 | | | | | | | | |
| Brazil.....(a) | | | | | 1 | 2,960 | | | | |
| Brazil.....(b) | 1 | 268 | | | | | | | | |
| Cuba.....(a) | 2 | 4,215 | 1 | 1,248 | 2 | 3,195 | | | | |
| France.....(a) | 7 | 19,596 | | | 1 | 1,850 | | | | |
| Italy.....(a) | 5 | 15,162 | | | | | | | | |
| Spain.....(a) | 1 | 2,726 | | | | | | | | |
| United States.....(a) | 16 | 13,974 | 3 | 1,983 | | | | | | |
| United States.....(b) | 87 | 19,292 | 201 | 15,253 | | | | | | |
| Australia.....(a) | 2 | 2,358 | | | | | | | | |
| San Domingo.....(a) | | | 5 | 7,795 | 1 | 696 | | | | |
| Gibraltar.....(a) | 32 | 95,202 | | | | | | | | |
| Sea Fisheries.....(b) | 8 | 212 | | | | | | | | |
| Total..... | 331 | 839,507 | 210 | 26,270 | 6 | 9,097 | | | | |
| St. Martin's, N.B.— | | | | | | | | | | |
| United States.....(a) | | | 33 | 2,607 | | | | | | |
| United States.....(b) | 16 | 7,049 | 17 | 7,231 | | | | | | |
| Total..... | 16 | 7,049 | 50 | 9,838 | | | | | | |
| St. Stephen, N.B.— | | | | | | | | | | |
| United States.....(a) | 16 | 512 | 37 | 418 | | | | | | |
| United States.....(b) | | | 4 | 668 | | | | | | |
| Total..... | 16 | 512 | 41 | 1,086 | | | | | | |

(a) Steam—A vapeur. (b) Sail—A voiles.

10 GEORGE V, A, 1920

No. 12.—STATEMENT of the Number and Tonnage of Steam

N° 12.—RELEVÉ du nombre et du tonnage des navires à

| Ports and Outports and Countries whence arrived. Ports et ports secondaires et pays de départ. | British. Britannique. | | United States. Américaine. | | Norwegian. Norvégienne. | | Austrian. Autrichienne. | | Belgian. Belge. | |
|---|--------------------------|------------------------|-------------------------------|------------------------|----------------------------|------------------------|----------------------------|------------------------|--------------------|------------------------|
| | Ves- sels. | Tons Register. | Ves- sels. | Tons Register. | Ves- sels. | Tons Register. | Ves- sels. | Tons Register. | Ves- sels. | Tons Register. |
| | Nav- ires. | Tonnage enregistré. | Nav- ires. | Tonnage enregistré. | Nav- ires. | Tonnage enregistré. | Nav- ires. | Tonnage enregistré. | Nav- ires. | Tonnage enregistré. |
| Salmon River, N.S.— | | | | | | | | | | |
| United States..... (b) | 2 | 142 | 4 | 77 | | | | | | |
| Sea Fisheries..... (a) | 1 | 11 | | | | | | | | |
| Total..... | 3 | 153 | 4 | 77 | | | | | | |
| Sandy Cove, N.S.— | | | | | | | | | | |
| United States..... (a) | | | 1 | 12 | | | | | | |
| United States..... (b) | 4 | 154 | | | | | | | | |
| Total..... | 4 | 154 | 1 | 12 | | | | | | |
| Sandy Point, N.S.— | | | | | | | | | | |
| British W. Indies..... (b) | 3 | 332 | | | | | | | | |
| Newfoundland..... (b) | 4 | 377 | 9 | 786 | | | | | | |
| United States..... (a) | | | 2 | 408 | | | | | | |
| United States..... (b) | 3 | 625 | 64 | 4,769 | | | | | | |
| Sea Fisheries..... (b) | | | 32 | 2,246 | | | | | | |
| Total..... | 10 | 1,334 | 107 | 8,209 | | | | | | |
| Sheet Harbour, N.S.— | | | | | | | | | | |
| Sea Fisheries..... (b) | | | 1 | 70 | | | | | | |
| Shelburne, N.S.— | | | | | | | | | | |
| Newfoundland..... (b) | 2 | 180 | 1 | 88 | | | | | | |
| United States..... (a) | | | 1 | 48 | | | | | | |
| United States..... (b) | | | 22 | 1,940 | | | | | | |
| Sea Fisheries..... (a) | | | 3 | 84 | | | | | | |
| Sea Fisheries..... (b) | 6 | 285 | 7 | 612 | | | | | | |
| Total..... | 8 | 465 | 34 | 2,772 | | | | | | |
| Shippegan, N.B.— | | | | | | | | | | |
| Sea Fisheries..... (a) | 17 | 355 | | | | | | | | |
| Sea Fisheries..... (b) | 73 | 1,986 | | | | | | | | |
| Total..... | 90 | 2,341 | | | | | | | | |
| Sidney, B.C.— | | | | | | | | | | |
| United States..... (a) | 55 | 2,611 | 70 | 5,672 | | | | | | |
| United States..... (b) | 4 | 1,208 | 29 | 6,593 | | | | | | |
| Total..... | 59 | 3,819 | 99 | 12,165 | | | | | | |
| Souris, P.E.I.— | | | | | | | | | | |
| Saint Pierre..... (b) | 1 | 100 | | | | | | | | |
| United States..... (b) | | | 2 | 250 | | | | | | |
| Sea Fisheries..... (b) | 18 | 363 | 1 | 126 | | | | | | |
| Total..... | 19 | 463 | 3 | 376 | | | | | | |
| Steveston, B.C.— | | | | | | | | | | |
| United States..... (a) | 40 | 960 | 49 | 1,315 | | | | | | |
| United States..... (b) | | | 7 | 167 | | | | | | |
| Sea Fisheries..... (a) | | | 1 | 16 | | | | | | |
| Total..... | 40 | 960 | 57 | 1,498 | | | | | | |
| Summerside, P.E.I.— | | | | | | | | | | |
| British W. Indies..... (b) | 1 | 98 | | | | | | | | |
| Sydney, N.S.— | | | | | | | | | | |
| Great Britain..... (a) | 15 | 45,025 | 2 | 5,534 | | | | | | |
| British W. Indies..... (b) | 1 | 149 | | | | | | | | |
| Newfoundland..... (a) | 196 | 289,001 | 3 | 3,444 | 46 | 114,337 | | | | |
| Newfoundland..... (b) | 25 | 2,123 | | | 1 | 263 | | | | |
| Cuba..... (a) | 1 | 1,871 | | | | | | | | |
| France..... (a) | 7 | 19,434 | | | | | | | | |
| Gibraltar..... (a) | 56 | 166,261 | | | | | | | | |
| Holland..... (a) | | | | | 1 | 3,578 | | | | |
| Italy..... (a) | 1 | 3,115 | | | | | | | | |

(a) Steam—A vapeur. (b) Sail—A voiles.

10 GEORGE V, A. 1920

No. 12.—STATEMENT of the Number and Tonnage of Steam

N° 12.—RELEVÉ du nombre et du tonnage des navires à

| Ports and Outports and Countries whence arrived. Ports et ports secondaires et pays de départ. | British. Britannique.. | | United States. Américaine. | | Norwegian. Norvégienne. | | Austrian. Autrichienne. | | Belgian. Belge. | |
|---|---------------------------|------------------------|-------------------------------|------------------------|----------------------------|------------------------|----------------------------|------------------------|--------------------|------------------------|
| | Ves- sels. | Tons Register. | Ves- sels. | Tons Register. | Ves- sels. | Tons Register. | Ves- sels. | Tons Register. | Ves- sels. | Tons Register. |
| | Nav- ires. | Tonnage enregistré. | Nav- ires. | Tonnage enregistré. | Nav- ires. | Tonnage enregistré. | Nav- ires. | Tonnage enregistré. | Nav- ires. | Tonnage enregistré. |
| Sydney, N.S.— <i>Con.</i> | | | | | | | | | | |
| Norway..... (a) | | | | | 1 | 2,740 | | | | |
| Saint Pierre..... (a) | | | | | | | | | | |
| Saint Pierre..... (b) | 6 | 441 | | | | | | | | |
| United States..... (a) | 137 | 435,082 | 31 | 78,885 | 3 | 6,729 | | | 3 | 3,953 |
| British West Africa..... (a) | 1 | 3,132 | | | | | | | | |
| Chili..... (a) | 1 | 4,591 | | | | | | | | |
| Sea, Cable and Admiralty..... (a) | | | 1 | 3,005 | | | | | | |
| Sea Fisheries..... (b) | | | 14 | 652 | | | | | | |
| Total..... | 447 | 970,225 | 51 | 92,120 | 52 | 127,647 | | | 3 | 3,953 |
| Tuoro, N.S.— | | | | | | | | | | |
| United States..... (b) | 1 | 99 | 1 | 95 | | | | | | |
| Tusket, N.S.— | | | | | | | | | | |
| United States..... (b) | | | 1 | 111 | | | | | | |
| Sea Fisheries..... (b) | 1 | 10 | 3 | 333 | | | | | | |
| Total..... | 1 | 10 | 4 | 444 | | | | | | |
| Union Bay, B.C.— | | | | | | | | | | |
| United States..... (a) | 11 | 11,701 | 116 | 28,793 | | | | | | |
| United States..... (b) | 20 | 6,643 | 179 | 77,702 | | | | | | |
| Japan..... (a) | | | | | | | | | | |
| Total..... | 31 | 18,344 | 205 | 106,495 | | | | | | |
| Vancouver, B.C.— | | | | | | | | | | |
| Great Britain..... (a) | 3 | 13,904 | | | | | | | | |
| British W. Indies..... (a) | 1 | 3,582 | | | | | | | | |
| Japan..... (a) | 14 | 58,986 | | | 2 | 6,028 | | | | |
| Panama..... (a) | 1 | 2,712 | | | | | | | | |
| Fiji Islands..... (a) | 1 | 2,154 | | | | | | | | |
| British Straits Settlements..... (a) | 2 | 11,595 | | | 1 | 3,014 | | | | |
| Peru..... (a) | 4 | 11,792 | 11 | 38,440 | | | | | | |
| Peru..... (b) | | | | | | | | | | |
| China..... (a) | 18 | 73,196 | 1 | 1,459 | | | | | | |
| Australia..... (a) | 17 | 72,443 | | | 1 | 2,345 | | | | |
| Australia..... (b) | 4 | 4,661 | 2 | 3,184 | | | | | | |
| Philippines..... (a) | 1 | 2,823 | | | | | | | | |
| Hawaii..... (a) | | | 6 | 7,981 | 4 | 8,928 | | | | |
| Dutch East Indies..... (a) | | | | | | | | | | |
| Dutch East Indies..... (b) | | | | | | | | | | |
| British India..... (a) | | | | | | | | | | |
| Russia..... (a) | 1 | 1,999 | | | | | | | | |
| United States..... (a) | 666 | 860,784 | 519 | 367,245 | 6 | 22,422 | | | | |
| United States..... (b) | | | 4 | 3,953 | | | | | | |
| Sea Fisheries..... (a) | 122 | 8,014 | 4 | 193 | | | | | | |
| Total..... | 855 | 1,125,648 | 547 | 422,446 | 14 | 42,737 | | | | |
| Victoria, B.C.— | | | | | | | | | | |
| Great Britain..... (a) | 3 | 13,904 | | | | | | | | |
| Australia..... (a) | 10 | 62,510 | | | | | | | | |
| Chili..... (a) | | | 1 | 707 | | | | | | |
| China..... (a) | 16 | 84,392 | 3 | 4,359 | 1 | 4,431 | | | | |
| Hawaii..... (a) | | | 1 | 151 | | | | | | |
| Hawaii..... (b) | | | 1 | 2,209 | | | | | | |
| Japan..... (a) | 1 | 4,237 | | | | | | | | |
| United States..... (a) | 646 | 430,401 | 874 | 467,598 | 1 | 819 | | | | |
| United States..... (b) | 108 | 21,847 | 28 | 6,893 | | | | | | |
| Sea Fisheries..... (a) | 7 | 240 | 2 | 30 | | | | | | |
| Total..... | 791 | 616,540 | 910 | 481,916 | 2 | 5,250 | | | | |

(a) Steam—A vapeur. (b) Sail—A voiles.

SESSIONAL PAPER No. 11a

and Sailing Vessels entered Inwards from Sea, etc.—Continued.

voiles et à vapeur, venant de la mer, etc.—Suite.

| Danish. Danoise. | | French. Française. | | German. Allemande. | | Italian. Italienne. | | Russian. Russe. | | Other Nationalities. Autres nationalités. | | | Total. Total. | |
|---------------------|-----------------------------|-----------------------|-----------------------------|-----------------------|-----------------------------|------------------------|-----------------------------|--------------------|-----------------------------|--|---------------|-----------------------------|------------------|-----------------------------|
| Ves- sels. | Tons Regis- ter. | Ves- sels. | Tons Regis- ter. | Ves- sels. | Tons Regis- ter. | Ves- sels. | Tons Regis- ter. | Ves- sels. | Tons Regis- ter. | Names. | Ves- sels. | Tons Regis- ter. | Ves- sels. | Tons Regis- ter. |
| Navi- res. | Tonnage en- registré. | Navi- res. | Tonnage en- registré. | Navi- res. | Tonnage en- registré. | Navi- res. | Tonnage en- registré. | Navi- res. | Tonnage en- registré. | Noms. | Navi- res. | Tonnage en- registré. | Navi- res. | Tonnage en- registré. |
| | | 1 | 216 | | | | | | | | | | 1 | 2,740 |
| | | | | | | | | | | | | | 1 | 216 |
| | | | | | | | | | | | | | 6 | 441 |
| 2 | 4,858 | 3 | 8,362 | | | | | 1 | 1,892 | Japanese Swedish | 1 2 | 3,547 2,744 | 183 | 546,052 |
| | | | | | | | | | | | | | 1 | 3,132 |
| | | | | | | | | | | | | | 1 | 4,591 |
| | | | | | | | | | | | | | 1 | 3,005 |
| | | | | | | | | | | | | | 14 | 652 |
| 3 | 5,918 | 4 | 8,578 | | | 2 | 6,024 | 1 | 1,892 | | 4 | 12,488 | 567 | 1,228,845 |
| | | | | | | | | | | | | | 2 | 104 |
| | | | | | | | | | | | | | 1 | 111 |
| | | | | | | | | | | | | | 4 | 343 |
| | | | | | | | | | | | | | 5 | 454 |
| | | | | | | | | | | Japanese | 2 | 4,122 | 129 | 44,616 |
| | | | | | | | | | | Japanese | 1 | 2,344 | 199 | 84,315 |
| | | | | | | | | | | | | | 1 | 2,344 |
| | | | | | | | | | | | 3 | 6,466 | 329 | 131,305 |
| | | | | | | | | | | | | | 3 | 13,904 |
| | | | | | | | | | | | | | 1 | 3,582 |
| | | | | | | | | | | Japanese (Chinese) | 24 1 | 95,653 2,769 | 41 | 163,436 |
| | | | | | | | | | | | | | 1 | 2,712 |
| | | | | | | | | | | | | | 1 | 2,154 |
| | | | | | | | | | | | | | 3 | 14,612 |
| | | | | | | | | | | | | | 15 | 50,232 |
| | | | | | | | | | | Peruvian | 1 | 1,328 | 1 | 1,328 |
| | | | | | | | | | | Japanese | 1 | 5,995 | 20 | 77,641 |
| | | | | | | | | | | | | | 18 | 74,788 |
| | | | | | | | | | | | | | 6 | 7,845 |
| | | | | | | | | | | | | | 1 | 2,823 |
| | | | | | | | | | | | | | 10 | 16,969 |
| | | | | | | | | | | Japanese Dutch | 2 1 | 5,443 3,613 | 3 | 0,056 |
| | | | | | | | | 1 | 2,291 | | | | 1 | 2,291 |
| | | | | | | | | | | Japanese | 12 | 33,339 | 12 | 33,339 |
| | | | | | | | | | | | | | 1 | 1,099 |
| | | | | | | | | | | Japanese Swedish Mexican | 7 1 2 | 25,000 2,521 1,152 | 1,201 | 1,279,124 |
| | | | | | | | | | | | | | 4 | 3,653 |
| | | | | | | | | | | | | | 128 | 8,207 |
| | | | | | | | | 1 | 2,291 | | 52 | 176,813 | 1,469 | 1,769,935 |
| | | | | | | | | | | | | | 3 | 13,904 |
| | | | | | | | | | | | | | 10 | 62,519 |
| | | | | | | | | | | | | | 1 | 707 |
| | | | | | | | | | | Dutch Japanese | 1 24 | 4,998 115,049 | 45 | 213,220 |
| | | | | | | | | | | | | | 1 | 154 |
| | | | | | | | | | | | | | 1 | 2,209 |
| | | 4 | 6,427 | | | | | | | Japanese | 33 | 175,903 | 34 | 180,140 |
| | | | | | | | | | | Japanese | 47 | 255,295 | 1,572 | 1,160,510 |
| | | | | | | | | | | | | | 136 | 27,745 |
| | | | | | | | | | | | | | 9 | 279 |
| | | 4 | 6,427 | | | | | | | | 105 | 551,245 | 1,812 | 1,661,378 |

10 GEORGE V, A. 1920

No. 12.—STATEMENT of the Number and Tonnage of Steam

N° 12.—RELEVÉ du nombre et du tonnage des navires à

| Ports and Outports and Countries whence arrived. Ports et ports secondaires et pays de départ. | British. Britannique. | | United States. Américaine. | | Norwegian. Norvégienne. | | Austrian. Autrichienne. | | Belgian. Belge. | |
|---|--------------------------|------------------------|-------------------------------|------------------------|----------------------------|------------------------|----------------------------|------------------------|--------------------|------------------------|
| | Ves- sels. | Tons Register. | Ves- sels. | Tons Register. | Ves- sels. | Tons Register. | Ves- sels. | Tons Register. | Ves- sels. | Tons Register. |
| | Nav- res. | Tonnage enregistré. | Nav- res. | Tonnage enregistré. | Nav- res. | Tonnage enregistré. | Nav- res. | Tonnage enregistré. | Nav- res. | Tonnage enregistré. |
| Westport, N.S.— United States..... (b) | 14 | 184 | 47 | 892 | | | | | | |
| Weymouth, N.S.— British W. Indies..... (b) | 1 | 164 | | | | | | | | |
| United States..... (b) | 7 | 984 | 8 | 833 | | | | | | |
| Total..... | 8 | 1,148 | 8 | 833 | | | | | | |
| White Rock, B.C.— United States..... (a) | 27 | 710 | 16 | 161 | | | | | | |
| Windsor, N.S.— United States..... (a) | 4 | 3,552 | | | | | | | | |
| United States..... (b) | 17 | 3,308 | 16 | 4,137 | | | | | | |
| Total..... | 21 | 6,860 | 16 | 4,137 | | | | | | |
| Yarmouth, N.S.— British W. Indies..... (a) | 2 | 174 | | | | | | | | |
| Newfoundland..... (a) | | | 1 | 169 | | | | | | |
| Newfoundland..... (b) | | | 1 | 99 | | | | | | |
| United States..... (a) | 42 | 11,806 | 63 | 17,003 | | | | | | |
| United States..... (b) | 19 | 1,785 | 26 | 2,909 | | | | | | |
| Sea Fisheries..... (a) | 16 | 422 | 3 | 108 | | | | | | |
| Sea Fisheries..... (b) | 26 | 1,455 | 64 | 3,745 | | | | | | |
| Total..... | 105 | 15,642 | 158 | 24,033 | | | | | | |
| York Factory, Man.— Newfoundland..... (a) | 1 | 1,541 | | | | | | | | |

(a) Steam—A vapeur, (b) Sail—A voiles.

SESSIONAL PAPER No. 11a

and Sailing Vessels entered Inwards from Sea, etc.—Concluded.

voiles et à vapeur, venant de la mer, etc.—Fin.

| Danish. Danoise. | | French. Française. | | German. Allemande. | | Italian. Italienne. | | Russian. Russe. | | Other Nationalities. Autres nationalités. | | | Total. Total. | | |
|---------------------|-----------------------------|-----------------------|-----------------------------|-----------------------|-----------------------------|------------------------|-----------------------------|--------------------|-----------------------------|--|---------------|-----------------------------|------------------|-----------------------------|--------|
| Ves- sels. | Tons Regis- ter. | Ves- sels. | Tons Regis- ter. | Ves- sels. | Tons Regis- ter. | Ves- sels. | Tons Regis- ter. | Ves- sels. | Tons Regis- ter. | Names. | Ves- sels. | Tons Regis- ter. | Ves- sels. | Tons Regis- ter. | |
| Navi- res. | Tonnage en- registré. | Navi- res. | Tonnage en- registré. | Navi- res. | Tonnage en- registré. | Navi- res. | Tonnage en- registré. | Navi- res. | Tonnage en- registré. | Noms. | Navi- res. | Tonnage en- registré. | Navi- res. | Tonnage en- registré. | |
| | | | | | | | | | | | | | | 61 | 1,076 |
| | | | | | | | | | | | | | | 1 | 164 |
| | | | | | | | | | | | | | | 15 | 1,817 |
| | | | | | | | | | | | | | | 16 | 1,981 |
| | | | | | | | | | | | | | | 43 | 871 |
| | | | | | | | | | | | | | | 4 | 3,552 |
| | | | | | | | | | | | | | | 33 | 7,445 |
| | | | | | | | | | | | | | | 37 | 10,997 |
| | | | | | | | | | | | | | | 2 | 174 |
| | | | | | | | | | | | | | | 1 | 169 |
| | | | | | | | | | | | | | | 1 | 99 |
| | | | | | | | | | | | | | | 105 | 28,809 |
| | | | | | | | | | | | | | | 45 | 4,694 |
| | | | | | | | | | | | | | | 19 | 530 |
| | | | | | | | | | | | | | | 90 | 5,200 |
| | | | | | | | | | | | | | | 263 | 39,675 |
| | | | | | | | | | | | | | | 1 | 1,541 |

10 GEORGE V, A. 1920

No. 13.—SUMMARY STATEMENT of the Nationality of Sea-

N° 13.—TABLEAU sommaire des nationalités des

| No. | Countries from which arrived — Pays de départ. | British. — Britannique. | | United States. — Américaine. | | Norwegian. — Norvégienne. | | Austrian. — Autrichienne. | | Belgian. — Belge. | |
|-----|--|-------------------------------|------------------------|------------------------------------|------------------------|---------------------------------|------------------------|---------------------------------|------------------------|-------------------------|------------------------|
| | | Ves- sels. | Tons Register. | Ves- sels. | Tons Register. | Ves- sels. | Tons Register. | Ves- sels. | Tons Register. | Ves- sels. | Tons Register. |
| | | Navi- res. | Tonnage enregistré. | Navi- res. | Tonnage enregistré. | Navi- res. | Tonnage enregistré. | Navi- res. | Tonnage enregistré. | Navi- res. | Tonnage enregistré. |
| 1 | United Kingdom..... | 753 | 3,069,738 | 7 | 18,397 | 1 | 1,418 | | | | |
| 2 | Australia..... | 37 | 151,929 | 2 | 3,184 | 4 | 11,848 | | | | |
| 3 | British West Africa..... | 1 | 3,132 | | | | | | | | |
| 4 | British India..... | | | | | | | | | | |
| 5 | British West Indies..... | 174 | 102,152 | 1 | 276 | 10 | 7,092 | | | | |
| 6 | British Straits Settlements..... | 2 | 11,598 | | | 1 | 3,014 | | | | |
| 7 | Fiji Islands..... | 1 | 2,154 | | | | | | | | |
| 8 | Gibraltar..... | 164 | 493,583 | 3 | 4,519 | 1 | 2,835 | | | | |
| 9 | Newfoundland..... | 1,170 | 531,139 | 44 | 8,052 | 64 | 152,901 | | | 1 | 1,816 |
| 10 | Argentina..... | 2 | 3,848 | | | 15 | 32,540 | | | | |
| 11 | Belgium..... | | | | | | | | | 1 | 3,252 |
| 12 | Brazil..... | 2 | 609 | | | 4 | 6,845 | | | | |
| 13 | Chili..... | 2 | 7,585 | 1 | 707 | | | | | | |
| 14 | China..... | 34 | 154,585 | 4 | 5,800 | 1 | 4,431 | | | | |
| 15 | Cuba..... | 5 | 10,051 | 1 | 1,248 | 2 | 3,195 | | | | |
| 16 | Denmark..... | | | 1 | 318 | 2 | 2,484 | | | | |
| 17 | Dutch East Indies..... | | | | | | | | | | |
| 18 | France..... | 32 | 99,761 | 2 | 6,739 | 1 | 1,850 | | | | |
| 19 | French West Indies..... | 1 | 300 | | | | | | | | |
| 20 | Greenland, Iceland, etc..... | | | | | | | | | | |
| 21 | Hawaii..... | | | 8 | 10,344 | 4 | 8,928 | | | | |
| 22 | Holland..... | | | | | 1 | 3,578 | | | | |
| 23 | Italy..... | 20 | 61,929 | | | | | | | | |
| 24 | Japan..... | 15 | 63,223 | | | 2 | 6,028 | | | | |
| 25 | Mexico..... | 17 | 42,800 | 9 | 57,749 | | | | | | |
| 26 | Norway..... | | | | | 46 | 108,716 | | | | |
| 27 | Panama..... | 2 | 5,424 | | | | | | | | |
| 28 | Pon..... | 4 | 11,792 | 11 | 38,440 | | | | | | |
| 29 | Philippines..... | 1 | 2,823 | | | | | | | | |
| 30 | Russia..... | 6 | 21,803 | | | | | | | | |
| 31 | St. Pierre..... | 43 | 3,396 | | | | | | | | |
| 32 | San Domingo..... | 3 | 1,810 | 8 | 13,094 | 1 | 606 | | | | |
| 33 | Sea Fisheries..... | 1,888 | 77,200 | 1,374 | 47,126 | | | | | | |
| 34 | Spain..... | 8 | 18,403 | | | | | | | | |
| 35 | Sweden..... | | | | | | | | | | |
| 36 | United States..... | 3,839 | 3,216,865 | 5,415 | 1,714,231 | 33 | 80,427 | | | 7 | 11,400 |
| 37 | Sea, Cable and Admiralty..... | 82 | 43,634 | 9 | 13,272 | | | | | | |
| | Total..... | 8,308 | 8,204,269 | 6,900 | 1,943,496 | 193 | 438,745 | | | 9 | 16,474 |

SESSIONAL PAPER No. 11a

going Vessels entered Inwards from Sea, from each Country.

navires de chaque pays, venant de la mer.

| Danish. Danoise. | | French. Française. | | German. Allemande. | | Italian. Italienne. | | Russian. Russe. | | Other Nationalities. Autres nationalités. | | | Total. Total. | | No. | |
|---------------------|-----------------------------|-----------------------|-----------------------------|-----------------------|-----------------------------|------------------------|-----------------------------|--------------------|-----------------------------|--|---------------|-----------------------------|------------------|-----------------------------|---------|---|
| Ves- sels. | Tons Regis- ter. | Ves- sels. | Tons Regis- ter. | Ves- sels. | Tons Regis- ter. | Ves- sels. | Tons Regis- ter. | Ves- sels. | Tons Regis- ter. | Name of flag. | Ves- sels. | Tons Regis- ter. | Ves- sels. | Tons Regis- ter. | | |
| Navi- res. | Tonnage en- registré. | Navi- res. | Tonnage en- registré. | Navi- res. | Tonnage en- registré. | Navi- res. | Tonnage en- registré. | Navi- res. | Tonnage en- registré. | Noms. | Navi- res. | Tonnage en- registré. | Navi- res. | Tonnage en- registré. | | |
| | | 1 | 420 | | | | | 1 | 2,906 | Portuguese | 2 | 5,931 | 767 | 3,162,908 | 1 | |
| | | | | | | | | 1 | 1,268 | Swedish | 1 | 3,605 | 45 | 171,834 | 2 | |
| | | | | | | | | | | Japanese | 12 | 33,339 | 12 | 33,339 | 3 | |
| | | 1 | 65 | | | | | | | | | | 186 | 109,585 | 4 | |
| | | | | | | | | | | | | | 3 | 14,612 | 5 | |
| | | | | | | | | | | | | | 1 | 2,154 | 6 | |
| | | | | | | | 4 | 11,446 | 2 | 6,857 | Dutch | 1 | 6,197 | 175 | 525,437 | 7 |
| 11 | 8,227 | 3 | 648 | | | | | | | | | | 1,293 | 702,783 | 8 | |
| | | | | | | | | | | | | | | | 9 | |
| | | | | | | | | | | | | | | | 10 | |
| | | | | | | | | | | | | | | | 11 | |
| | | | | | | | | | | | | | | | 12 | |
| 1 | 3,739 | | | | | | | | | | | | | | 13 | |
| | | | | | | | | | | | | | | | 14 | |
| | | | | | | | | | | | | | | | 15 | |
| 11 | 10,561 | | | | | | | | | | | | | | 16 | |
| | | | | | | | | | | | | | | | 17 | |
| | | | | | | | | | | | | | | | 18 | |
| | | | | | | | | | | | | | | | 19 | |
| | | | | | | | | | | | | | | | 20 | |
| | | | | | | | | | | | | | | | 21 | |
| | | | | | | | | | | | | | | | 22 | |
| | | | | | | | | | | | | | | | 23 | |
| | | | | | | | | | | | | | | | 24 | |
| | | | | | | | | | | | | | | | 25 | |
| | | | | | | | | | | | | | | | 26 | |
| | | | | | | | | | | | | | | | 27 | |
| | | | | | | | | | | | | | | | 28 | |
| | | | | | | | | | | | | | | | 29 | |
| | | | | | | | | | | | | | | | 30 | |
| | | | | | | | | | | | | | | | 31 | |
| | | | | | | | | | | | | | | | 32 | |
| | | | | | | | | | | | | | | | 33 | |
| | | | | | | | | | | | | | | | 34 | |
| | | | | | | | | | | | | | | | 35 | |
| | | | | | | | | | | | | | | | 36 | |
| | | | | | | | | | | | | | | | 37 | |
| 62 | 46,377 | 86 | 101,711 | | | 11 | 34,015 | 9 | 22,073 | | 225 | 887,453 | 15,803 | 11,694,613 | | |

10 GEORGE V, A. 1920

TRADE WITH EACH COUNTRY

No. 14.—STATEMENT of the Number and Tonnage of Steam and Sailing Vessels entered outwards distinguishing the Nationality of the

COMMERCE AVEC CHACUN DES PAYS

N° 14.—ÉTAT du nombre et du tonnage des vaisseaux à voiles et à vapeur allant à la mer, entrés lité des vaisseaux employés pour le commerce

| Ports and Outports and Countries for which Departed. Ports et ports secondaires et pays de départ. | British. — Britannique. | | United States. — Américaine. | | Norwegian. — Norvégienne. | | Austrian. — Autrichienne. | | Belgian. — Belge. | |
|---|-------------------------------------|--|-------------------------------------|--|-------------------------------------|--|-------------------------------------|--|-------------------------------------|--|
| | Ves- sels. — Navi- res. | Tons Register. — Tonnage enregistré. | Ves- sels. — Navi- res. | Tons Register. — Tonnage enregistré. | Ves- sels. — Navi- res. | Tons Register. — Tonnage enregistré. | Ves- sels. — Navi- res. | Tons Register. — Tonnage enregistré. | Ves- sels. — Navi- res. | Tons Register. — Tonnage enregistré. |
| | | | | | | | | | | |
| Alert Bay, B.C.— | | | | | | | | | | |
| United States..... (a) | 7 | 2,116 | 63 | 10,530 | | | | | | |
| Sea Fisheries..... (a) | | | 1 | 22 | | | | | | |
| Total..... | 7 | 2,116 | 64 | 10,552 | | | | | | |
| Annapolis Royal, N.S.— | | | | | | | | | | |
| United States..... (b) | | | | | | | | | | |
| Anyox, B.C.— | | | | | | | | | | |
| United States..... (a) | 37 | 15,438 | 22 | 18,365 | | | | | | |
| Arichat, N.S.— | | | | | | | | | | |
| Newfoundland..... (a) | 1 | 119 | | | | | | | | |
| Newfoundland..... (b) | | | 2 | 148 | | | | | | |
| United States..... (b) | | | 2 | 111 | | | | | | |
| Sea Fisheries..... (b) | 83 | 1,602 | 4 | 230 | | | | | | |
| Total..... | 84 | 1,721 | 8 | 489 | | | | | | |
| Baddeck, N.S.— | | | | | | | | | | |
| Newfoundland..... (b) | 2 | 61 | | | | | | | | |
| United States..... (a) | | | 5 | 7,071 | | | | | | |
| United States..... (b) | 5 | 402 | 3 | 254 | | | | | | |
| Sea Fisheries..... (b) | 19 | 487 | 9 | 667 | | | | | | |
| Total..... | 26 | 950 | 17 | 7,992 | | | | | | |
| Barrington Passage, N.S.— | | | | | | | | | | |
| United States..... (a) | | | 23 | 283 | | | | | | |
| United States..... (b) | 1 | 79 | | | | | | | | |
| Sea Fisheries..... (a) | 6 | 85 | | | | | | | | |
| Sea Fisheries..... (b) | | | 12 | 607 | | | | | | |
| Total..... | 7 | 164 | 35 | 890 | | | | | | |
| Barton, N.S.— | | | | | | | | | | |
| United States..... (a) | 1 | 160 | | | | | | | | |
| United States..... (b) | 4 | 352 | | | | | | | | |
| Total..... | 5 | 512 | | | | | | | | |
| Bathurst, N.B.— | | | | | | | | | | |
| Cuba..... (b) | | | 1 | 355 | | | | | | |
| Sea Fisheries..... (b) | 19 | 231 | | | | | | | | |
| Total..... | 19 | 231 | 1 | 355 | | | | | | |
| Bear River, N.S.— | | | | | | | | | | |
| United States..... (b) | 8 | 994 | 2 | 519 | | | | | | |
| Belleveau's Cove, N.S.— | | | | | | | | | | |
| British W. Indies..... (b) | 3 | 684 | 1 | 44 | | | | | | |
| Saint Pierre..... (b) | 1 | 282 | | | | | | | | |
| United States..... (b) | 4 | 849 | | | | | | | | |
| Total..... | 8 | 1,815 | 1 | 44 | | | | | | |
| Bridgewater, N.S.— | | | | | | | | | | |
| British W. Indies..... (b) | 4 | 468 | | | | | | | | |
| Newfoundland..... (b) | 2 | 386 | | | | | | | | |

(a) Steam—A vapeur. (b) Sail—A voiles.

10 GEORGE V, A. 1920

No. 14.—STATEMENT of the Number and Tonnage of Steam

N° 14.—TABLEAU du nombre et du tonnage des navires

| Ports and Outports and Countries for which Departed. Ports et ports secondaires et pays de départ. | British. | | United States. | | Norwegian. | | Austrian. | | Belgian. | |
|---|---------------|------------------------|----------------|------------------------|---------------|------------------------|---------------|------------------------|---------------|------------------------|
| | Britannique. | | Américaine. | | Norvégienne. | | Autrichienne. | | Belge. | |
| | Ves- sels. | Tons Register. | Ves- sels. | Tons Register. | Ves- sels. | Tons Register. | Ves- sels. | Tons Register. | Ves- sels. | Tons Register. |
| | Navi- res. | Tonnage enregistré. | Navi- res. | Tonnage enregistré. | Navi- res. | Tonnage enregistré. | Navi- res. | Tonnage enregistré. | Navi- res. | Tonnage enregistré. |
| Bridgewater, N.S.—Con. | | | | | | | | | | |
| Argentina.....(b) | 6 | 2,838 | | | | | | | | |
| Cuba.....(b) | | | 3 | 1,415 | | | | | | |
| United States.....(b) | 9 | 1,350 | 3 | 1,179 | | | | | | |
| Total..... | 21 | 5,042 | 6 | 2,594 | | | | | | |
| Britannia Beach, B.C.— | | | | | | | | | | |
| United States.....(a) | 166 | 51,897 | 50 | 13,423 | | | | | | |
| Butedale, B.C.— | | | | | | | | | | |
| United States.....(a) | | | 33 | 608 | | | | | | |
| Sea Fisheries.....(a) | 50 | 815 | 73 | 1,244 | | | | | | |
| Total..... | 50 | 815 | 106 | 1,852 | | | | | | |
| Campbellton, N.B.— | | | | | | | | | | |
| British W. Indies.....(3) | 1 | 98 | | | | | | | | |
| British South Africa.....(b) | | | | | | | | | | |
| Total..... | 1 | 98 | | | | | | | | |
| Campo Bello, N.S.— | | | | | | | | | | |
| United States.....(a) | 165 | 26,071 | 61 | 1,087 | | | | | | |
| Canso, N.S.— | | | | | | | | | | |
| Newfoundland.....(a) | | | 3 | 357 | | | | | | |
| Newfoundland.....(b) | | | 3 | 244 | | | | | | |
| Saint Pierre.....(b) | 1 | 302 | | | | | | | | |
| United States.....(a) | 1 | 49 | 12 | 677 | | | | | | |
| United States.....(b) | 8 | 711 | 9 | 622 | | | | | | |
| Sea Fisheries.....(a) | 27 | 5,157 | 71 | 3,711 | | | | | | |
| Sea Fisheries.....(b) | 41 | 3,133 | 46 | 3,711 | | | | | | |
| Total..... | 78 | 9,352 | 144 | 9,302 | | | | | | |
| Carriquet, N.B.— | | | | | | | | | | |
| Sea Fisheries.....(a) | 1 | 42 | | | | | | | | |
| Sea Fisheries.....(b) | 218 | 4,284 | | | | | | | | |
| Total..... | 219 | 4,326 | | | | | | | | |
| Cardigan, P.E.I.— | | | | | | | | | | |
| Newfoundland.....(b) | 1 | 76 | | | | | | | | |
| Charlottetown, P.E.I.— | | | | | | | | | | |
| Newfoundland.....(a) | 5 | 1,738 | | | | | | | | |
| Newfoundland.....(b) | 7 | 437 | | | | | | | | |
| France.....(a) | | | | | | | | | | |
| Saint Pierre.....(b) | 1 | 71 | | | | | | | | |
| United States.....(a) | 1 | 1,375 | | | | | | | | |
| United States.....(b) | | | 1 | 96 | | | | | | |
| Bermuda.....(b) | 1 | 99 | | | | | | | | |
| Sea Fisheries.....(a) | 1 | 11 | | | | | | | | |
| Sea Fisheries.....(b) | 2 | 35 | | | | | | | | |
| Total..... | 18 | 3,764 | 1 | 96 | | | | | | |
| Chemsinus, B.C.— | | | | | | | | | | |
| Great Britain.....(a) | 6 | 8,547 | | | | | | | | |
| United States.....(a) | 22 | 1,751 | 61 | 1,060 | | | | | | |
| United States.....(b) | 11 | 1,884 | 8 | 1,597 | | | | | | |
| Peru.....(a) | 1 | 1,199 | | | | | | | | |
| British Oceania, other.....(a) | 1 | 1,048 | | | | | | | | |
| Total..... | 41 | 14,429 | 69 | 2,657 | | | | | | |
| Chester, N.S.— | | | | | | | | | | |
| United States.....(a) | | | 2 | 20 | | | | | | |
| Sea Fisheries.....(a) | 17 | 232 | | | | | | | | |
| Total..... | 17 | 232 | 2 | 20 | | | | | | |

(a) Steam—A vapeur.

(b) Sail—A voiles.

SESSIONAL PAPER No. 11a

and Sailing Vessels entered Outwards, for Sea, etc.—Continued.

à voiles et à vapeur, allant à la mer, etc.—Suite.

| Danish. Danoise. | | French. Française. | | German. Allemande. | | Italian. Italienne. | | Russian. Russe. | | Other Nationalities. Autres nationalités. | | | Total. Total. | |
|---------------------|-----------------------------|-----------------------|-----------------------------|-----------------------|-----------------------------|------------------------|-----------------------------|--------------------|-----------------------------|--|---------------|-----------------------------|------------------|-----------------------------|
| Ves- sels. | Tons Regis- ter. | Ves- sels. | Tons Regis- ter. | Ves- sels. | Tons Regis- ter. | Ves- sels. | Tons Regis- ter. | Ves- sels. | Tons Regis- ter. | Names. | Ves- sels. | Tons Regis- ter. | Ves- sels. | Tons Regis- ter. |
| Navi- res. | Tonnage en- registré. | Navi- res. | Tonnage en- registré. | Navi- res. | Tonnage en- registré. | Navi- res. | Tonnage en- registré. | Navi- res. | Tonnage en- registré. | Noms. | Navi- res. | Tonnage en- registré. | Navi- res. | Tonnage en- registré. |
| | | | | | | | | 1 | 628 | | | | 7 | 3,466 |
| | | | | | | | | | | | | | 3 | 1,415 |
| | | | | | | | | | | | | | 12 | 2,520 |
| | | | | | | | | 1 | 628 | | | | 28 | 8,264 |
| | | | | | | | | | | | | | 216 | 65,320 |
| | | | | | | | | | | | | | 33 | 608 |
| | | | | | | | | | | | | | 123 | 2,059 |
| | | | | | | | | | | | | | 156 | 2,667 |
| | | | | | | | | | | Swedish | 1 | 500 | 1 | 98 |
| | | | | | | | | | | | 1 | 500 | 2 | 598 |
| | | | | | | | | | | | | | 226 | 27,158 |
| | | | | | | | | | | | | | 3 | 337 |
| | | | | | | | | | | | | | 1 | 244 |
| | | | | | | | | | | | | | 1 | 302 |
| | | | | | | | | | | | | | 13 | 726 |
| | | | | | | | | | | | | | 17 | 1,333 |
| 25 | 2,625 | | | | | | | | | | | | 123 | 11,493 |
| | | | | | | | | | | | | | 87 | 6,844 |
| 25 | 2,625 | | | | | | | | | | | | 247 | 21,279 |
| | | | | | | | | | | | | | 1 | 42 |
| | | | | | | | | | | | | | 218 | 4,284 |
| | | | | | | | | | | | | | 219 | 4,326 |
| | | | | | | | | | | | | | 1 | 76 |
| | | | | | | | | | | | | | 5 | 1,736 |
| | | | | | | | | | | | | | 7 | 437 |
| | | 1 | 1,214 | | | | | | | | | | 1 | 1,214 |
| | | | | | | | | | | | | | 1 | 71 |
| | | | | | | | | | | | | | 1 | 1,375 |
| | | | | | | | | | | | | | 1 | 96 |
| | | | | | | | | | | | | | 1 | 99 |
| | | | | | | | | | | | | | 1 | 11 |
| | | | | | | | | | | | | | 2 | 35 |
| | | 1 | 1,214 | | | | | | | | | | 20 | 5,074 |
| | | | | | | | | | | | | | 6 | 8,547 |
| | | | | | | | | | | | | | 83 | 2,811 |
| | | | | | | | | | | | | | 19 | 3,451 |
| | | | | | | | | | | | | | 1 | 1,100 |
| | | | | | | | | | | | | | 1 | 1,048 |
| | | | | | | | | | | | | | 110 | 17,086 |
| | | | | | | | | | | | | | 2 | 20 |
| | | | | | | | | | | | | | 17 | 232 |
| | | | | | | | | | | | | | 19 | 252 |

10 GEORGE V, A. 1920

No. 14.—STATEMENT of the Number and Tonnage of Steam

N° 14.—TABLEAU du nombre et du tonnage des navires

| Ports and Outports and Countries for which Departed. Ports et ports secondaires et pays de départ. | British. | | United States. | | Norwegian. | | Austrian. | | Belgian. | |
|---|---------------|------------------------|----------------|------------------------|---------------|------------------------|---------------|------------------------|---------------|------------------------|
| | Britannique. | | Américaine. | | Norvégienne. | | Autrichienne. | | Belge. | |
| | Ves- sels. | Tons Register. | Ves- sels. | Tons Register. | Ves- sels. | Tons Register. | Ves- sels. | Tons Register. | Ves- sels. | Tons Register. |
| | Navi- res. | Tonnage enregistré. | Navi- res. | Tonnage enregistré. | Navi- res. | Tonnage enregistré. | Navi- res. | Tonnage enregistré. | Navi- res. | Tonnage enregistré. |
| Church Point, N.S.— United States..... (b) | 1 | 555 | | | | | | | | |
| Clarks Harbour, N.S.— United States..... (a) | | | 25 | 247 | | | | | | |
| United States..... (b) | 9 | 561 | | | | | | | | |
| Sea Fisheries..... (a) | 3 | 59 | | | | | | | | |
| Sea Fisheries..... (b) | | | 1 | 103 | | | | | | |
| Total..... | 12 | 620 | 26 | 350 | | | | | | |
| Clementsport, N.S.— United States..... (b) | 5 | 495 | | | | | | | | |
| Digby, N.S.— United States..... (b) | 22 | 1,757 | 6 | 63 | | | | | | |
| Fredericton, N.B.— United States..... (b) | | | 1 | 287 | | | | | | |
| Freeport, N.S.— United States..... (b) | 7 | 210 | | | | | | | | |
| Gaspé, Que.— British W. Indies..... (b) | 2 | 296 | | | | | | | | |
| Saint Pierre..... (a) | 1 | 96 | | | | | | | | |
| United States..... (a) | | | 10 | 13,181 | | | | | | |
| United States..... (b) | 2 | 562 | 7 | 1,351 | | | | | | |
| Total..... | 5 | 954 | 17 | 14,532 | | | | | | |
| Georgetown, P.E.I.— Newfoundland..... (b) | 11 | 885 | | | | | | | | |
| Saint Pierre..... (b) | 1 | 37 | | | | | | | | |
| United States..... (a) | | | 1 | 1,550 | | | | | | |
| Sea Fisheries..... (b) | 2 | 122 | | | | | | | | |
| Total..... | 14 | 1,044 | 1 | 1,550 | | | | | | |
| Glace Bay, N.S.— United States..... (a) | 1 | 80 | | | | | | | | |
| United States..... (b) | 23 | 800 | | | | | | | | |
| Total..... | 24 | 970 | | | | | | | | |
| Halifax, N.S.— Great Britain..... (a) | 106 | 630,084 | 7 | 18,959 | | | | | | |
| British W. Indies..... (a) | | | | | 9 | 6,606 | | | | |
| British W. Indies..... (b) | 25 | 2,848 | 1 | 301 | | | | | | |
| Newfoundland..... (a) | 53 | 28,671 | 2 | 259 | | | | | | |
| Newfoundland..... (b) | 86 | 11,134 | 6 | 631 | | | | | | |
| Mexico..... (a) | 11 | 24,357 | 6 | 37,029 | | | | | | |
| Brazil..... (a) | | | | | 2 | 2,418 | | | | |
| Brazil..... (b) | 5 | 909 | | | | | | | | |
| Cuba..... (a) | 5 | 3,457 | 1 | 473 | 1 | 2,192 | | | | |
| Cuba..... (b) | 11 | 1,755 | 3 | 1,394 | | | | | | |
| France..... (a) | 7 | 20,431 | 21 | 45,656 | 4 | 7,979 | | | | |
| France..... (b) | | | 1 | 371 | 1 | 1,021 | | | | |
| British Guiana..... (a) | 11 | 30,761 | | | | | | | | |
| British Guiana..... (b) | 6 | 1,471 | | | | | | | | |
| Holland..... (a) | | | | | 1 | 3,251 | | | 2 | 4,670 |
| Denmark..... (a) | | | | | | | | | | |
| Italy..... (a) | | | 2 | 4,133 | | | | | | |
| Norway..... (a) | | | | | 18 | 36,354 | | | | |
| San Domingo..... (a) | | | 2 | 3,829 | | | | | | |
| Porto Rico..... (b) | 1 | 97 | | | | | | | | |
| Australia..... (a) | | | | | 2 | 4,267 | | | | |
| Australia..... (b) | 1 | 337 | | | | | | | | |
| Bermuda..... (b) | 10 | 1,138 | | | | | | | | |
| Saint Pierre..... (a) | | | 1 | 235 | | | | | | |

(a) Steam—A vapeur.

(b) Sail—A voiles.

SESSIONAL PAPER No. 11a

and Sailing Vessels entered Outwards, for Sea, etc.—Continued.

à voiles et à vapeur, allant à la mer, etc.—Suite.

| Danish. Danoise. | | French. Française. | | German. Allemande. | | Italian. Italienne. | | Russian. Russe. | | Other Nationalities. Autres nationalités. | | | Total. Total. | |
|---------------------|-----------------------------|-----------------------|-----------------------------|-----------------------|-----------------------------|------------------------|-----------------------------|--------------------|-----------------------------|--|---------------|-----------------------------|------------------|-----------------------------|
| Ves- sels. | Tons Regis- ter. | Ves- sels. | Tons Regis- ter. | Ves- sels. | Tons Regis- ter. | Ves- sels. | Tons Regis- ter. | Ves- sels. | Tons Regis- ter. | Names. | Ves- sels. | Tons Regis- ter. | Ves- sels. | Tons Regis- ter. |
| Navi- res. | Tonnage en- registré. | Navi- res. | Tonnage en- registré. | Navi- res. | Tonnage en- registré. | Navi- res. | Tonnage en- registré. | Navi- res. | Tonnage en- registré. | Noms. | Navi- res. | Tonnage en- registré. | Navi- res. | Tonnage en- registré. |
| | | | | | | | | | | Portuguese. | 1 | 288 | 2 | 943 |
| | | | | | | | | | | | | | 25 | 247 |
| | | | | | | | | | | | | | 9 | 561 |
| | | | | | | | | | | | | | 3 | 59 |
| | | | | | | | | | | | | | 1 | 103 |
| | | | | | | | | | | | | | 39 | 970 |
| | | | | | | | | | | | | | 5 | 495 |
| | | | | | | | | | | | | | 28 | 1,820 |
| | | | | | | | | | | | | | 1 | 287 |
| | | | | | | | | | | | | | 7 | 210 |
| | | | | | | | | | | | | | 2 | 290 |
| | | | | | | | | | | | | | 1 | 90 |
| | | 1 | 260 | | | | | | | | | | 10 | 13,181 |
| | | | | | | | | | | | | | 10 | 2,173 |
| | | 1 | 260 | | | | | | | | | | 23 | 15,746 |
| | | | | | | | | | | | | | 11 | 885 |
| | | | | | | | | | | | | | 1 | 37 |
| | | | | | | | | | | | | | 1 | 1,650 |
| | | | | | | | | | | | | | 2 | 122 |
| | | | | | | | | | | | | | 15 | 2,594 |
| | | | | | | | | | | | | | 1 | 80 |
| | | | | | | | | | | | | | 23 | 890 |
| | | | | | | | | | | | | | 24 | 970 |
| 1 | 1,857 | | | | | | | 1 | 4,778 | | | | 175 | 656,278 |
| | | | | | | | | | | | | | 9 | 6,606 |
| | | 1 | 261 | | | | | | | | | | 27 | 3,410 |
| 3 | 3,256 | | | | | | | | | | | | 58 | 32,180 |
| | | | | | | | | | | | | | 92 | 11,765 |
| | | | | | | | | | | | | | 17 | 61,386 |
| | | | | | | | | | | {Swedish | 6 | 15,149 | 9 | 18,868 |
| | | | | | | | | | | Brazilian... | 1 | 1,301 | 5 | 999 |
| | | | | | | | | | | Swedish. | 1 | 1,609 | 8 | 7,821 |
| | | | | | | | | | | | | | 14 | 3,149 |
| 1 | 2,227 | 1 | 1,016 | | | 1 | 1,953 | 1 | 1,453 | | | | 36 | 80,715 |
| | | | | | | | | | | | | | 2 | 1,992 |
| | | | | | | | | | | | | | 11 | 30,761 |
| | | | | | | | | | | | | | 6 | 1,471 |
| | | 1 | 1,943 | | | | | | | {Swedish | 1 | 1,914 | 8 | 23,578 |
| 1 | 829 | | | | | | | | | Dutch | 3 | 11,798 | 1 | 829 |
| | | | | | | | | | | | | | 2 | 4,133 |
| | | | | | | | | | | | | | 18 | 36,354 |
| | | | | | | | | | | | | | 2 | 3,629 |
| | | | | | | | | | | | | | 1 | 97 |
| | | | | | | | | | | Swedish. | 3 | 7,389 | 5 | 11,656 |
| | | | | | | | | | | | | | 1 | 337 |
| | | | | | | | | | | | | | 10 | 1,138 |
| | | 12 | 2,592 | | | | | | | | | | 13 | 2,827 |

10 GEORGE V, A. 1920

No. 14.—STATEMENT of the Number and Tonnage of Steam

N° 14.—TABLEAU du nombre et du tonnage des navires

| Ports and Outports and Countries for which Departed. Ports et ports secondaires et pays de départ. | British. Britannique. | | United States. Américaine. | | Norwegian. Norvégienne. | | Austrian. Autrichienne. | | Belgian. Belge. | |
|---|--------------------------|------------------------|-------------------------------|------------------------|----------------------------|------------------------|----------------------------|------------------------|--------------------------|------------------------|
| | Ves- sels. | Tons Register. | Ves- sels. | Tons Register. | Ves- sels. | Tons Register. | Ves- sels. | Tons Register. | Ves- sels. | Tons Register. |
| | Navires. enregistrés. | Tonnage enregistré. | Navires. enregistrés. | Tonnage enregistré. | Navires. enregistrés. | Tonnage enregistré. | Navires. enregistrés. | Tonnage enregistré. | Navires. enregistrés. | Tonnage enregistré. |
| Halifax, N.S.— <i>Con.</i> | | | | | | | | | | |
| Saint Pierre..... (b) | 3 | 493 | | | | | | | | |
| Argentina..... (a) | | | | | 4 | 6,544 | | | | |
| Argentina..... (b) | 3 | 1,075 | | | | | | | | |
| Sweden..... (a) | | | | | | | | | | |
| United States..... (a) | 100 | 395,334 | 62 | 94,194 | 45 | 109,576 | | | | |
| United States..... (b) | 22 | 39,950 | 14 | 1,539 | | | | | | |
| Sea, Cable and Admiralty..... (a) | 253 | 894,912 | 29 | 44,244 | 6 | 13,943 | | | 2 | 2,783 |
| French West Indies..... (b) | 7 | 1,154 | | | | | | | | |
| British India..... (a) | | | | | | | | | | |
| British South Africa..... (b) | | | 1 | 1,427 | | | | | | |
| British South Africa..... (a) | | | | | | | | | | |
| Panama..... (a) | 1 | 940 | | | | | | | | |
| Greenland, Iceland, etc..... (a) | | | | | | | | | | |
| Sea Fisheries..... (a) | 32 | 1,698 | 6 | 937 | | | | | | |
| Sea Fisheries..... (b) | 146 | 9,129 | 19 | 1,329 | | | | | | |
| Sea Fisheries..... (a) | 9 | 29,836 | 1 | 1,695 | 1 | 2,522 | | | | |
| Gibraltar..... (b) | | | | | | | | | | |
| Total..... | 974 | 2,120,661 | 185 | 258,235 | 94 | 197,273 | | | 4 | 7,453 |
| Haatsport, N.S.— | | | | | | | | | | |
| United States..... (a) | 8 | 72 | | | | | | | | |
| United States..... (b) | 2 | 1,253 | | | | | | | | |
| Total..... | 10 | 1,325 | | | | | | | | |
| Hillsboro, N.B.— | | | | | | | | | | |
| United States..... (b) | 2 | 1,650 | 4 | 1,229 | | | | | | |
| Indian Island, N.B.— | | | | | | | | | | |
| United States..... (a) | 1 | 25 | 14 | 154 | | | | | | |
| Isnaes Harbour, N.S.— | | | | | | | | | | |
| United States..... (a) | | | 1 | 7 | | | | | | |
| United States..... (b) | | | 1 | 58 | | | | | | |
| Sea Fisheries..... (a) | | | 4 | 125 | | | | | | |
| Total..... | | | 6 | 190 | | | | | | |
| Joggins Mines, N.S.— | | | | | | | | | | |
| United States..... (b) | 5 | 575 | 12 | 1,661 | | | | | | |
| Kingsport, N.S.— | | | | | | | | | | |
| Cuba..... (b) | 3 | 879 | 5 | 1,683 | | | | | | |
| Ladner, B.C.— | | | | | | | | | | |
| United States..... (a) | 1 | 5 | 3 | 60 | | | | | | |
| Ladysmith, B.C.— | | | | | | | | | | |
| United States..... (a) | 48 | 2,604 | 55 | 32,888 | | | | | | |
| United States..... (b) | 96 | 17,008 | 20 | 4,717 | | | | | | |
| Japan..... (a) | | | | | | | | | | |
| Total..... | 144 | 19,612 | 75 | 37,605 | | | | | | |
| La Have, N.S.— | | | | | | | | | | |
| British W. Indies..... (b) | 3 | 371 | | | | | | | | |
| Newfoundland..... (b) | 2 | 244 | | | | | | | | |
| Cuba..... (b) | 1 | 99 | | | | | | | | |
| United States..... (a) | | | 4 | 34 | | | | | | |
| United States..... (b) | 1 | 446 | | | | | | | | |
| British South Africa..... (b) | | | 1 | 558 | | | | | | |
| Argentina..... (b) | 2 | 952 | | | | | | | | |
| Sea Fisheries..... (a) | 4 | 478 | 7 | 381 | | | | | | |
| Sea Fisheries..... (b) | 78 | 7,181 | 1 | 77 | | | | | | |
| Total..... | 91 | 9,771 | 13 | 1,050 | | | | | | |

(a) Steam—A vapeur. (b) Sail—A voiles.

SESSIONAL PAPER No. 11a

and Sailing Vessels entered Outwards, for Sea, etc.—Continued.

à voiles et à vapeur, allant à la mer, etc.—Suite.

| Danish. Danoise. | | French. Française. | | German. Allemande. | | Italian. Italienne. | | Russian. Russe. | | Other Nationalities. Autres nationalités. | | | Total. Total. | |
|---------------------|-----------------------------|-----------------------|-----------------------------|-----------------------|-----------------------------|------------------------|-----------------------------|--------------------|-----------------------------|--|---------------|-----------------------------|------------------|-----------------------------|
| Ves- sels. | Tons Regis- ter. | Ves- sels. | Tons Regis- ter. | Ves- sels. | Tons Regis- ter. | Ves- sels. | Tons Regis- ter. | Ves- sels. | Tons Regis- ter. | Names. | Ves- sels. | Tons Regis- ter. | Ves- sels. | Tons Regis- ter. |
| Nav- res. | Tonnage en- registré. | Nav- vires. | Tonnage en- registré. | Nav- res. | Tonnage en- registré. | Nav- vires. | Tonnage en- registré. | Nav- res. | Tonnage en- registré. | Noms. | Nav- res. | Tonnage en- registré. | Nav- res. | Tonnage en- registré. |
| | | 1 | 180 | | | | | | | | | | 4 | 673 |
| | | | | | | | | | | Swedish Dutch | 1 1 | 2,254 3,217 | 6 | 12,015 |
| | | | | | | | | | | Swedish | 20 | 52,128 | 20 | 52,128 |
| 16 | 21,899 | 2 | 6,699 | | | 2 | 6,950 | | | Swedish Dutch | 22 2 | 39,328 6,302 | 251 | 680,288 |
| 1 | 694 | | | | | | | | | Grecian Dutch Swedish | 1 1 1 | 1,988 4,366 1,181 | 37 304 | 39,183 963,850 |
| | 1,391 | 10 | 10,051 | | | | | | | Swedish | 1 | 3,037 | 7 | 1,154 |
| | | | | | | | | | | Swedish | 1 | 1,399 | 1 | 3,037 |
| | | | | | | | | | | | | | 1 | 1,399 |
| | | | | | | | | | | | | | 1 | 1,427 |
| | | | | | | | | | | | | | 1 | 940 |
| 3 | 1,647 | | | | | | | | | | | | 3 | 1,647 |
| 3 | 315 | | | | | | | | | | | | 41 | 2,940 |
| | | | | | | | | | | | | | 165 | 10,458 |
| | | | | | | | | | | | | | 11 | 24,063 |
| 30 | 34,115 | 28 | 31,742 | | | 3 | 8,909 | 2 | 6,231 | | 66 | 154,450 | 1,386 | 2,810,069 |
| | | | | | | | | | | | | | 8 | 72 |
| | | | | | | | | | | | | | 2 | 1,253 |
| | | | | | | | | | | | | | 10 | 1,325 |
| | | | | | | | | | | | | | 6 | 2,879 |
| | | | | | | | | | | | | | 15 | 179 |
| | | | | | | | | | | | | | 1 | 7 |
| | | | | | | | | | | | | | 1 | 58 |
| | | | | | | | | | | | | | 4 | 125 |
| | | | | | | | | | | | | | 6 | 190 |
| | | | | | | | | | | | | | 17 | 2,236 |
| | | | | | | | | | | | | | 8 | 2,562 |
| | | | | | | | | | | | | | 4 | 65 |
| | | | | | | | | | | | | | 103 | 35,492 |
| | | | | | | | | | | Japanese | 1 | 1,881 | 116 | 21,725 |
| | | | | | | | | | | | 1 | 1,881 | 1 | 1,881 |
| | | | | | | | | | | | | | 220 | 59,098 |
| | | | | | | | | | | | | | 3 | 371 |
| | | | | | | | | | | | | | 2 | 244 |
| | | | | | | | | | | | | | 1 | 99 |
| | | | | | | | | | | | | | 4 | 34 |
| | | | | | | | | | | | | | 1 | 446 |
| | | | | | | | | | | | | | 1 | 558 |
| | | | | | | | | | | | | | 2 | 952 |
| | | | | | | | | | | | | | 11 | 859 |
| | | | | | | | | | | | | | 79 | 7,258 |
| | | | | | | | | | | | | | 104 | 10,821 |

10 GEORGE V, A. 1920

No. 14.—STATEMENT of the Number and Tonnage of Steam

N° 14.—TABLEAU du nombre et du tonnage des navires

| Ports and Outports and Countries for which Departed. Ports et ports secondaires et pays de départ. | British. Britannique. | | United States. Américaine. | | Norwegian. Norvégienne. | | Austrian. Autrichienne. | | Belgian. Belge. | |
|---|--------------------------|------------------------|-------------------------------|------------------------|----------------------------|------------------------|----------------------------|------------------------|--------------------|------------------------|
| | Ves- sels. | Tons Register. | Ves- sels. | Tons Register. | Ves- sels. | Tons Register. | Ves- sels. | Tons Register. | Ves- sels. | Tons Register. |
| | Navires. | Tonnage enregistré. | Navires. | Tonnage enregistré. | Navires. | Tonnage enregistré. | Navires. | Tonnage enregistré. | Navires. | Tonnage enregistré. |
| Liverpool, N.S.— | | | | | | | | | | |
| British W. Indies..... (b) | 7 | 1,221 | | | | | | | | |
| Newfoundland..... (a) | 2 | 242 | 2 | 91 | | | | | | |
| Newfoundland..... (b) | 9 | 1,021 | 1 | 99 | | | | | | |
| Brazil..... (b) | 7 | 2,316 | | | | | | | | |
| Argentina..... (b) | 1 | 400 | | | | | | | | |
| Bermuda..... (b) | 1 | 99 | | | | | | | | |
| Saint Pierre..... (a) | | | | | | | | | | |
| Saint Pierre..... (b) | 2 | 106 | | | | | | | | |
| United States..... (a) | 4 | 372 | 20 | 813 | | | | | | |
| United States..... (b) | 8 | 1,188 | 7 | 627 | | | | | | |
| Sea Fisheries..... (a) | 32 | 774 | 91 | 5,557 | | | | | | |
| Sea Fisheries..... (b) | 8 | 723 | 21 | 1,803 | | | | | | |
| Total..... | 81 | 8,551 | 142 | 8,990 | | | | | | |
| Lockeport, N.S.— | | | | | | | | | | |
| United States..... (a) | 1 | 50 | | | | | | | | |
| United States..... (b) | | | 14 | 176 | | | | | | |
| Sea Fisheries..... (b) | 50 | 1,558 | 18 | 1,328 | | | | | | |
| Total..... | 51 | 1,608 | 32 | 1,504 | | | | | | |
| Lord's Cove, N.B.— | | | | | | | | | | |
| United States..... (a) | 173 | 1,484 | 118 | 1,361 | | | | | | |
| Louisburg, N.S.— | | | | | | | | | | |
| Great Britain..... (a) | 1 | 2,776 | | | | | | | | |
| Newfoundland..... (a) | 75 | 49,093 | 1 | 19 | | | | | | |
| Newfoundland..... (b) | 28 | 2,623 | 9 | 938 | | | | | | |
| France..... (a) | 2 | 5,598 | | | | | | | | |
| Saint Pierre..... (a) | | | 1 | 235 | | | | | | |
| Saint Pierre..... (b) | 2 | 177 | | | | | | | | |
| United States..... (a) | 9 | 19,376 | 9 | 12,013 | 1 | 2,835 | | | | |
| United States..... (b) | 2 | 168 | 6 | 434 | | | | | | |
| British South Africa..... (a) | 2 | 5,719 | | | | | | | | |
| Sea Cable and Admiralty..... (a) | 7 | 16,850 | 1 | 235 | | | | | | |
| Gibraltar..... (a) | | | | | | | | | | |
| Sea Fisheries..... (a) | 1 | 154 | | | | | | | | |
| Sea Fisheries..... (b) | 10 | 497 | 81 | 3,299 | | | | | | |
| Total..... | 139 | 103,061 | 105 | 17,173 | 1 | 2,835 | | | | |
| Lower East Pubnico, N.S.— | | | | | | | | | | |
| Newfoundland..... (b) | | | 1 | 176 | | | | | | |
| United States..... (a) | 8 | 288 | | | | | | | | |
| United States..... (b) | 5 | 169 | 18 | 455 | | | | | | |
| Sea Fisheries..... (b) | 16 | 717 | 20 | 1,055 | | | | | | |
| Total..... | 29 | 1,174 | 39 | 1,688 | | | | | | |
| Lunenburg, N.S.— | | | | | | | | | | |
| British W. Indies..... (b) | 4 | 416 | | | | | | | | |
| Newfoundland..... (b) | 6 | 648 | 1 | 88 | | | | | | |
| Brazil..... (b) | 1 | 177 | | | | | | | | |
| Cuba..... (b) | 4 | 390 | | | | | | | | |
| France..... (b) | 1 | 299 | | | | | | | | |
| Porto Rico..... (b) | 12 | 1,230 | | | | | | | | |
| United States..... (a) | 2 | 98 | 1 | 7 | | | | | | |
| United States..... (b) | 4 | 538 | | | | | | | | |
| Argentina..... (b) | 1 | 349 | | | | | | | | |
| French West Indies..... (b) | 1 | 507 | | | | | | | | |
| Sea Fisheries..... (a) | 57 | 1,063 | 29 | 2,005 | | | | | | |
| Sea Fisheries..... (b) | 204 | 19,027 | 3 | 281 | | | | | | |
| Total..... | 297 | 24,742 | 34 | 2,381 | | | | | | |
| Magdalen Islands, Que.— | | | | | | | | | | |
| United States..... (b) | 3 | 306 | 5 | 237 | | | | | | |

(a) Steam—A vapeur. (b) Sail—A voiles.

10 GEORGE V, A. 1920

No. 14.—STATEMENT of the Number and Tonnage of Steam

N° 14.—TABLEAU du nombre et du tonnage des navires

| Ports and Outports and Countries for which Departed. Ports et ports secondaires et pays de départ. | British. | | United States. | | Norwegian. | | Austriann. | | Belgian. | |
|---|--------------|---------------------|----------------|---------------------|--------------|---------------------|---------------|---------------------|-----------|---------------------|
| | Britannique. | | Américaine. | | Norvégienne. | | Autrichienne. | | Belge. | |
| | Ves-sels. | Tons Register. | Ves-sels. | Tons Register. | Ves-sels. | Tons Register. | Ves-sels. | Tons Register. | Ves-sels. | Tons Register. |
| | Navi-res. | Tonnage enregistré. | Navi-res. | Tonnage enregistré. | Navi-res. | Tonnage enregistré. | Navi-res. | Tonnage enregistré. | Navi-res. | Tonnage enregistré. |
| Mahone Bay, N.S.— | | | | | | | | | | |
| British W. Indies.....(b) | 1 | 123 | | | | | | | | |
| Newfoundland.....(b) | 1 | 282 | | | | | | | | |
| Sea Fisheries.....(a) | 4 | 397 | | | | | | | | |
| Sea Fisheries.....(b) | 9 | 99 | | | | | | | | |
| Total..... | 15 | 901 | | | | | | | | |
| Maitland, N.S.— | | | | | | | | | | |
| United States.....(b) | 1 | 67 | | | | | | | | |
| Meteghan River, N.S.— | | | | | | | | | | |
| Cuba.....(b) | | | 1 | 307 | | | | | | |
| United States.....(b) | 1 | 88 | | | | | | | | |
| French W. Indies.....(b) | 1 | 397 | | | | | | | | |
| Total..... | 2 | 485 | 1 | 307 | | | | | | |
| Moncton, N.B.— | | | | | | | | | | |
| United States.....(b) | 3 | 321 | 5 | 595 | | | | | | |
| Montague, P.E.I.— | | | | | | | | | | |
| Newfoundland.....(b) | 4 | 296 | | | | | | | | |
| Saint Pierre.....(b) | 1 | 85 | | | | | | | | |
| Total..... | 5 | 381 | | | | | | | | |
| Montreal, Que.— | | | | | | | | | | |
| Great Britain.....(a) | 246 | 1,023,138 | | | | | | | | |
| Newfoundland.....(a) | 2 | 2,586 | | | | | | | | |
| Belgium.....(a) | | | | | | | | | 3 | 8,004 |
| Brazil.....(a) | | | | | | | | | | |
| France.....(a) | 14 | 48,519 | 6 | 7,684 | 1 | 1,463 | | | | |
| Sea Cable and Admiralty.....(a) | 159 | 554,658 | 49 | 69,775 | | | | | | |
| Italy.....(a) | | | | | | | | | | |
| Gibraltar.....(a) | 5 | 13,011 | | | 1 | 2,522 | | | | |
| British South Africa.....(a) | 2 | 5,330 | | | | | | | | |
| British South Africa.....(b) | 1 | 1,263 | | | | | | | | |
| United States.....(a) | 5 | 16,596 | 7 | 849 | | | | | | |
| Total..... | 434 | 1,665,101 | 62 | 78,308 | 2 | 3,985 | | | 3 | 8,004 |
| Moose Factory, Man.— | | | | | | | | | | |
| Newfoundland.....(a) | 2 | 1,992 | | | | | | | | |
| Murray Harbour, P.E.I.— | | | | | | | | | | |
| Sea Fisheries.....(b) | 5 | 86 | | | | | | | | |
| Nanaimo, B.C.— | | | | | | | | | | |
| Great Britain.....(a) | 5 | 7,112 | | | | | | | | |
| Brazil.....(a) | | | | | | | | | | |
| British Oceania.....(a) | 2 | 4,266 | | | | | | | | |
| Peru.....(a) | | | | | | | | | | |
| United States.....(a) | 110 | 28,233 | 270 | 90,914 | 7 | 16,141 | | | | |
| United States.....(b) | 48 | 8,892 | 213 | 76,939 | | | | | | |
| Chili.....(a) | | | | | | | | | | |
| Japan.....(a) | | | 2 | 2,286 | | | | | | |
| China.....(a) | | | | | | | | | | |
| Sea Fisheries.....(a) | 47 | 3,808 | 320 | 6,792 | | | | | | |
| Total..... | 212 | 52,311 | 805 | 176,931 | 7 | 16,141 | | | | |
| New Westminster, B.C.— | | | | | | | | | | |
| United States.....(a) | 4 | 301 | 3 | 162 | | | | | | |
| United States.....(b) | | | 2 | 1,261 | | | | | | |
| Sea Fisheries.....(a) | | | 5 | 260 | | | | | | |
| Total..... | 4 | 301 | 10 | 1,683 | | | | | | |

(a) Steam—A vapeur. (b) Sail—A voiles.

SESSIONAL PAPER No. 11a

and Sailing Vessels, entered Outwards, for Sea, etc.—Continued.

à voiles et à vapeur, allant à la mer, etc.—Suite.

| Danish. Danoise. | | French. Française. | | German. Allemande. | | Italian. Italienne. | | Russian. Russe. | | Other Nationalities. Autres nationalités. | | | Total. Total. | | |
|---------------------|-----------------------------|-----------------------|-----------------------------|-----------------------|-----------------------------|------------------------|-----------------------------|--------------------|-----------------------------|--|---------------|-----------------------------|------------------|-----------------------------|-----------|
| Ves- sels. | Tons Regis- ter. | Ves- sels. | Tons Regis- ter. | Ves- sels. | Tons Regis- ter. | Ves- sels. | Tons Regis- ter. | Ves- sels. | Tons Regis- ter. | Names. | Ves- sels. | Tons Regis- ter. | Ves- sels. | Tons Regis- ter. | |
| Navi- res. | Tonnage en- registré. | Navi- res. | Tonnage en- registré. | Navi- res. | Tonnage en- registré. | Navi- res. | Tonnage en- registré. | Navi- res. | Tonnage en- registré. | Noms. | Navi- res. | Tonnage en- registré. | Navi- res. | Tonnage en- registré. | |
| | | | | | | | | | | | | | 1 | 123 | |
| | | | | | | | | | | | | | 1 | 282 | |
| | | | | | | | | | | | | | 4 | 307 | |
| | | | | | | | | | | | | | 9 | 99 | |
| | | | | | | | | | | | | | 15 | 901 | |
| | | | | | | | | | | | | | 1 | 67 | |
| | | | | | | | | | | | | | 1 | 307 | |
| | | | | | | | | | | | | | 1 | 85 | |
| | | | | | | | | | | | | | 1 | 397 | |
| | | | | | | | | | | | | | 3 | 792 | |
| | | | | | | | | | | | | | 8 | 916 | |
| | | | | | | | | | | | | | 4 | 296 | |
| | | | | | | | | | | | | | 1 | 85 | |
| | | | | | | | | | | | | | 5 | 381 | |
| | | | | | | | | | | Portuguese. | 2 | 5,931 | 248 | 1,029,069 | |
| | | | | | | | | | | | | | 2 | 2,586 | |
| | | | | | | | | | | | | | 3 | 8,004 | |
| | | | | | | | | | | Brazilian. | 2 | 2,577 | 2 | 2,577 | |
| | | 1 | 420 | | | | | | | Brazilian. | 1 | 3,228 | 23 | 61,314 | |
| | | 2 | 4,161 | | | | | | | | | | 210 | 628,594 | |
| | | | | | | | 2 | 6,024 | | | | | 2 | 6,024 | |
| | | | | | | | 1 | 3,492 | | | | | 7 | 19,025 | |
| | | | | | | | | | | | | | 2 | 5,330 | |
| | | | | | | | | | | | | | 1 | 1,293 | |
| | | 1 | 79 | | | | | | | | | | 13 | 17,524 | |
| | | 4 | 4,660 | | | | 3 | 9,516 | | | | 5 | 11,736 | 513 | 1,781,310 |
| | | | | | | | | | | | | | 2 | 1,002 | |
| | | | | | | | | | | | | | 5 | 86 | |
| | | | | | | | | | | | | | 5 | 7,112 | |
| | | 2 | 3,157 | | | | | | | | | | 2 | 3,157 | |
| | | | | | | | | | | | | | 2 | 4,266 | |
| | | 1 | 1,594 | | | | | | | Japanese. | 3 | 9,205 | 4 | 10,799 | |
| | | 3 | 4,752 | | | | | | | Japanese. | 1 | 1,990 | 391 | 142,030 | |
| | | | | | | | | | | | | | 261 | 85,831 | |
| | | 1 | 1,583 | | | | | | | | | | 1 | 1,583 | |
| | | | | | | | | | | Japanese. | 4 | 9,297 | 6 | 11,583 | |
| | | | | | | | | | | Swedish. | 1 | 2,521 | 1 | 2,521 | |
| | | | | | | | | | | | | | 367 | 10,600 | |
| | | 7 | 11,086 | | | | | | | | | 9 | 23,013 | 1,040 | 279,482 |
| | | | | | | | | | | | | | 7 | 463 | |
| | | | | | | | | | | | | | 2 | 1,261 | |
| | | | | | | | | | | | | | 5 | 260 | |
| | | | | | | | | | | | | | 14 | 1,984 | |

10 GEORGE V, A. 1920

No. 14.—STATEMENT of the Number and Tonnage of Steam

N° 14.—TABLEAU du nombre et du tonnage des navires

| Ports and Outports and Countries for which Departed. Ports et ports secondaires et pays de départ. | British. Britannique. | | United States. Américaine. | | Norwegian. Norvégienne. | | Austrian. Autrichienne. | | Belgian. Belge. | |
|---|--------------------------|------------------------|-------------------------------|------------------------|----------------------------|------------------------|----------------------------|------------------------|--------------------|------------------------|
| | Ves- sels. | Tons Register. | Ves- sels. | Tons Register. | Ves- sels. | Tons Register. | Ves- sels. | Tons Register. | Ves- sels. | Tons Register. |
| | Nav- ires. | Tonnage enregistré. | Nav- ires. | Tonnage enregistré. | Nav- ires. | Tonnage enregistré. | Nav- ires. | Tonnage enregistré. | Nav- ires. | Tonnage enregistré. |
| North East Harbour, N.S.— | | | | | | | | | | |
| United States.....(b) | 1 | 79 | | | | | | | | |
| Sea Fisheries.....(a) | 1 | 28 | | | | | | | | |
| Sea Fisheries.....(b) | 2 | 66 | 2 | 171 | | | | | | |
| Total..... | 4 | 173 | 2 | 171 | | | | | | |
| North Head, N.B.— | | | | | | | | | | |
| United States.....(a) | 164 | 26,607 | 36 | 423 | | | | | | |
| United States.....(b) | 2 | 115 | | | | | | | | |
| Total..... | 166 | 26,722 | 36 | 423 | | | | | | |
| North Sydney, N.S.— | | | | | | | | | | |
| Great Britain.....(a) | 41 | 150,851 | 2 | 6,353 | | | | | | |
| Newfoundland.....(a) | 330 | 164,422 | 1 | 169 | 17 | 35,894 | | | | |
| Newfoundland.....(b) | 202 | 9,282 | 7 | 623 | | | | | | |
| France.....(a) | 1 | 1,816 | | | | | | | | |
| Saint Pierre.....(a) | 1 | 1,116 | | | | | | | | |
| Saint Pierre.....(b) | 14 | 1,139 | | | | | | | | |
| United States.....(a) | 3 | 7,938 | 4 | 4,153 | | | | | | |
| United States.....(b) | 6 | 500 | 5 | 496 | | | | | | |
| Sea Fisheries.....(a) | 1 | 154 | | | | | | | | |
| Sea Fisheries.....(b) | 3 | 248 | 24 | 2,052 | | | | | | |
| Total..... | 602 | 337,466 | 43 | 13,846 | 17 | 35,894 | | | | |
| Ocean Falls, B.C.— | | | | | | | | | | |
| United States.....(a) | 7 | 8,130 | 97 | 108,233 | | | | | | |
| United States.....(b) | | | 5 | 8,206 | | | | | | |
| British Oceania, other.....(a) | 2 | 4,505 | | | | | | | | |
| Total..... | 9 | 12,635 | 102 | 116,439 | | | | | | |
| Parrsboro, N.S.— | | | | | | | | | | |
| Great Britain.....(b) | 4 | 1,680 | | | | | | | | |
| British W. Indies.....(b) | 1 | 349 | | | | | | | | |
| Spain.....(b) | 1 | 272 | | | | | | | | |
| United States.....(a) | | | 1 | 800 | | | | | | |
| United States.....(b) | 32 | 4,158 | 49 | 8,893 | | | | | | |
| Total..... | 38 | 6,459 | 50 | 9,693 | | | | | | |
| Paspebiac, Que.— | | | | | | | | | | |
| Saint Pierre.....(b) | 1 | 90 | | | | | | | | |
| Pictou, N.S.— | | | | | | | | | | |
| Great Britain.....(a) | 1 | 2,847 | | | | | | | | |
| British W. Indies.....(b) | 1 | 92 | | | | | | | | |
| Newfoundland.....(b) | 1 | 529 | | | | | | | | |
| France.....(a) | 2 | 4,786 | | | | | | | | |
| Total..... | 5 | 8,254 | | | | | | | | |
| Port Alherni, B.C.— | | | | | | | | | | |
| United States.....(a) | 14 | 781 | 1 | 23 | | | | | | |
| Sea Fisheries.....(a) | | | 6 | 161 | | | | | | |
| Total..... | 14 | 781 | 7 | 184 | | | | | | |
| Port Hastings N.S.— | | | | | | | | | | |
| United States.....(a) | 2 | 195 | 4 | 4,225 | | | | | | |
| Sea Fisheries.....(a) | | | | | 7 | 735 | | | | |
| Total..... | 2 | 195 | 4 | 4,225 | 7 | 735 | | | | |
| Port Hawkesbury, N.S.— | | | | | | | | | | |
| British W. Indies.....(b) | 2 | 245 | | | | | | | | |
| Newfoundland.....(b) | 1 | 70 | 1 | 74 | | | | | | |
| Saint Pierre.....(b) | 1 | 100 | | | | | | | | |
| United States.....(a) | | | 2 | 236 | | | | | | |
| United States.....(b) | 1 | 95 | 10 | 960 | | | | | | |

(a) Steam—A vapeur. (b) Sail—A voile.

SESSIONAL PAPER No. 11a

and Sailing Vessels entered Outwards, for Sea etc.—Continued.

à voiles et à vapeur, allant à la mer, etc.—Suite.

| Danish. Danoise. | | French. Française. | | German. Allemande. | | Italian. Italienne. | | Russian. Russe. | | Other Nationalities. Autres nationalités. | | | Total. Total. | |
|---------------------|-----------------------------|-----------------------|-----------------------------|-----------------------|-----------------------------|------------------------|-----------------------------|--------------------|-----------------------------|--|---------------|-----------------------------|------------------|-----------------------------|
| Ves- sels. | Tons Regis- ter. | Ves- sels. | Tons Regis- ter. | Ves- sels. | Tons Regis- ter. | Ves- sels. | Tons Regis- ter. | Ves- sels. | Tons Regis- ter. | Names. | Ves- sels. | Tons Regis- ter. | Ves- sels. | Tons Regis- ter. |
| Navi- res. | Tonnage en- registré. | Navi- res. | Tonnage en- registré. | Navi- res. | Tonnage en- registré. | Navi- res. | Tonnage en- registré. | Navi- res. | Tonnage en- registré. | Noms. | Navi- res. | Tonnage en- registré. | Navi- res. | Tonnage en- registré. |
| | | | | | | | | | | | | | 1 | 79 |
| | | | | | | | | | | | | | 1 | 28 |
| | | | | | | | | | | | | | 4 | 237 |
| | | | | | | | | | | | | | 6 | 344 |
| | | | | | | | | | | | | | 200 | 27,030 |
| | | | | | | | | | | | | | 2 | 115 |
| | | | | | | | | | | | | | 202 | 27,145 |
| | | 1 | 2,729 | | | | | | | | | | 44 | 159,033 |
| | | 8 | 1,728 | | | | | | | | | | 356 | 202,213 |
| | | | | | | | | | | | | | 209 | 9,905 |
| | | 8 | 24,947 | | | | | | | | | | 9 | 26,763 |
| | | 17 | 3,672 | | | | | | | | | | 18 | 4,788 |
| | | | | | | | | | | | | | 14 | 1,130 |
| | | | | | | | | | | | | | 7 | 12,091 |
| | | | | | | | | | | | | | 11 | 996 |
| | | | | | | | | | | | | | 1 | 154 |
| | | 2 | 158 | | | | | | | | | | 29 | 2,458 |
| | | 36 | 33,234 | | | | | | | | | | 698 | 420,440 |
| | | | | | | | | | | | | | 104 | 116,363 |
| | | | | | | | | | | | | | 5 | 8,206 |
| | | | | | | | | | | | | | 2 | 4,505 |
| | | | | | | | | | | | | | 111 | 129,074 |
| | | | | | | | | | | | | | 4 | 1,680 |
| | | | | | | | | | | | | | 1 | 349 |
| | | | | | | | | | | | | | 1 | 272 |
| | | | | | | | | | | | | | 1 | 800 |
| | | | | | | | | | | | | | 81 | 13,051 |
| | | | | | | | | | | | | | 88 | 16,132 |
| | | | | | | | | | | | | | 1 | 90 |
| | | | | | | | | | | | | | 1 | 2,847 |
| | | | | | | | | | | | | | 1 | 92 |
| | | | | | | | | | | | | | 2 | 4,786 |
| | | | | | | | | | | | | | 5 | 8,254 |
| | | | | | | | | | | | | | 15 | 804 |
| | | | | | | | | | | | | | 6 | 161 |
| | | | | | | | | | | | | | 21 | 965 |
| | | | | | | | | | | | | | 6 | 4,420 |
| | | | | | | | | | | | | | 7 | 735 |
| | | | | | | | | | | | | | 13 | 5,155 |
| | | | | | | | | | | | | | 2 | 245 |
| | | | | | | | | | | | | | 2 | 144 |
| | | | | | | | | | | | | | 1 | 100 |
| | | | | | | | | | | | | | 2 | 236 |
| | | | | | | | | | | | | | 11 | 1,055 |

10 GEORGE V, A. 1920

No. 14.—STATEMENT of the number and Tonnage of Steam

N° 14.—TABLEAU du nombre et du tonnage des navires à

| Ports and Outports and Countries for which Departed. Ports et ports secondaires et pays de départ. | British. — Britannique. | | United States. — Américaine. | | Norwegian. — Norvégienne. | | Austrian. — Autrichienne. | | Belgian. — Belge. | |
|---|-------------------------------|------------------------|------------------------------------|------------------------|---------------------------------|------------------------|---------------------------------|------------------------|-------------------------|------------------------|
| | Ves- sels. | Tons Register. | Ves- sels. | Tons Register. | Ves- sels. | Tons Register. | Ves- sels. | Tons Register. | Ves- sels. | Tons Register. |
| | Navi- res. | Tonnage enregistré. | Navi- res. | Tonnage enregistré. | Navi- res. | Tonnage enregistré. | Navi- res. | Tonnage enregistré. | Navi- res. | Tonnage enregistré. |
| Port Hawkesbury, N.S.— <i>Con.</i> | | | | | | | | | | |
| Sea Fisheries.....(a) | 2 | 189 | | | | | | | | |
| Sea Fisheries.....(b) | 6 | 495 | 6 | 570 | | | | | | |
| Total..... | 13 | 1,194 | 19 | 1,840 | | | | | | |
| Port La Tour, N.S.— | | | | | | | | | | |
| United States.....(b) | | | 5 | 184 | | | | | | |
| Sea Fisheries.....(b) | 1 | 14 | | | | | | | | |
| Total..... | 1 | 14 | 5 | 184 | | | | | | |
| Port Mulgrave N.S.. | | | | | | | | | | |
| United States.....(a) | | | 11 | 6,446 | | | | | | |
| Sea Fisheries.....(a) | 4 | 304 | | | | | | | | |
| Total..... | 4 | 304 | 11 | 6,446 | | | | | | |
| Port Simpson, B.C.— | | | | | | | | | | |
| United States.....(a) | | | 12 | 174 | | | | | | |
| Powell River, B.C.— | | | | | | | | | | |
| Australia.....(a) | 9 | 18,473 | | | 1 | 2,345 | | | | |
| United States.....(a) | 27 | 9,360 | 58 | 27,789 | | | | | | |
| Total..... | 36 | 27,833 | 58 | 27,789 | 1 | 2,345 | | | | |
| Prince Rupert, B.C.— | | | | | | | | | | |
| United States.....(a) | 76 | 81,425 | 90 | 42,828 | | | | | | |
| United States.....(b) | 2 | 16 | 6 | 474 | | | | | | |
| Sea Fisheries.....(a) | 574 | 8,449 | 819 | 11,007 | | | | | | |
| Sea Fisheries.....(b) | 14 | 283 | | | | | | | | |
| Total..... | 666 | 90,173 | 915 | 54,309 | | | | | | |
| Quebec, Que.— | | | | | | | | | | |
| Great Britain.....(a) | 97 | 561,517 | | | | | | | | |
| United States.....(a) | | | 23 | 26,600 | | | | | | |
| Total..... | 97 | 561,517 | 23 | 26,600 | | | | | | |
| Rimouski, Que.— | | | | | | | | | | |
| United States.....(a) | 7 | 5,197 | | | | | | | | |
| United States.....(b) | 2 | 1,657 | | | | | | | | |
| Total..... | 9 | 6,854 | | | | | | | | |
| St. Andrews, N.B.— | | | | | | | | | | |
| United States.....(a) | 223 | 19,652 | 560 | 8,558 | | | | | | |
| United States.....(b) | 2 | 139 | 8 | 861 | | | | | | |
| Total..... | 225 | 19,791 | 568 | 9,419 | | | | | | |
| St. George, N.B.— | | | | | | | | | | |
| United States.....(a) | | | 36 | 1,476 | | | | | | |
| United States.....(b) | 4 | 20 | 31 | 2,911 | | | | | | |
| Total..... | 4 | 20 | 67 | 4,387 | | | | | | |
| St. John, N.B.— | | | | | | | | | | |
| Great Britain.....(a) | 122 | 557,221 | | | | | | | | |
| British W. Indies.....(a) | 4 | 11,900 | | | | | | | | |
| British W. Indies.....(b) | 11 | 2,929 | | | | | | | | |
| Newfoundland.....(b) | 4 | 1,677 | | | | | | | | |
| Belgium.....(a) | 2 | 5,880 | | | | | | | | |
| French W. Indies.....(b) | 1 | 265 | | | | | | | | |
| France.....(a) | 26 | 84,501 | 1 | 1,863 | 1 | 1,850 | | | 1 | 232 |
| Gibraltar.....(a) | 7 | 23,543 | | | | | | | | |
| Holland.....(a) | | | | | | | | | | |
| Italy.....(a) | 6 | 19,266 | | | | | | | | |
| British Guiana.....(a) | 2 | 5,950 | | | | | | | | |
| San Domingo.....(a) | | | 3 | 4,777 | | | | | | |

(a) Steam—A vapeur.

(b) Sail—A voile.

SESSIONAL PAPER No. 11a

and Sailing Vessels entered Outwards, for Sea, etc.—Continued.

voiles et à vapeur, allant à la mer, etc.—Suite.

| Danish. Danoise. | | French. Française. | | German. Allemande. | | Italian. Italienne. | | Russian. Russe. | | Other Nationalities. Autres nationalités. | | | Total. Total. | |
|---------------------|-----------------------------|-----------------------|-----------------------------|-----------------------|-----------------------------|------------------------|-----------------------------|--------------------|-----------------------------|--|---------------|-----------------------------|------------------|-----------------------------|
| Ves- sels. | Tons Regis- ter. | Ves- sels. | Tons Regis- ter. | Ves- sels. | Tons Regis- ter. | Ves- sels. | Tons Regis- ter. | Ves- sels. | Tons Regis- ter. | Names. | Ves- sels. | Tons Regis- ter. | Ves- sels. | Tons Regis- ter. |
| Nav- ires. | Tonnage en- registré. | Nav- ires. | Tonnage en- registré. | Nav- ires. | Tonnage en- registré. | Nav- ires. | Tonnage en- registré. | Nav- ires. | Tonnage en- registré. | Noms. | Nav- ires. | Tonnage en- registré. | Nav- ires. | Tonnage en- registré. |
| | | | | | | | | | | | | | 2 | 180 |
| | | | | | | | | | | | | | 12 | 1,065 |
| | | | | | | | | | | | | | 32 | 3,034 |
| | | | | | | | | | | | | | 5 | 184 |
| | | | | | | | | | | | | | 1 | 14 |
| | | | | | | | | | | | | | 6 | 198 |
| | | | | | | | | | | | | | 11 | 6,446 |
| 2 | 210 | | | | | | | | | | | | 6 | 514 |
| 2 | 210 | | | | | | | | | | | | 17 | 6,960 |
| | | | | | | | | | | | | | 12 | 174 |
| | | | | | | | | | | | | | 10 | 20,818 |
| | | | | | | | | | | | | | 85 | 37,149 |
| | | | | | | | | | | | | | 95 | 57,067 |
| | | | | | | | | | | | | | 166 | 124,253 |
| | | | | | | | | | | | | | 8 | 490 |
| | | | | | | | | | | | | | 1,393 | 19,456 |
| | | | | | | | | | | | | | 14 | 283 |
| | | | | | | | | | | | | | 1,581 | 144,482 |
| | | | | | | | | | | | | | 97 | 561,517 |
| | | | | | | | | | | | | | 23 | 26,600 |
| | | | | | | | | | | | | | 120 | 588,117 |
| | | | | | | | | | | | | | 7 | 5,197 |
| | | | | | | | | | | | | | 2 | 1,657 |
| | | | | | | | | | | | | | 9 | 6,854 |
| | | | | | | | | | | | | | 783 | 28,210 |
| | | | | | | | | | | | | | 10 | 1,000 |
| | | | | | | | | | | | | | 793 | 29,210 |
| | | | | | | | | | | | | | 36 | 1,476 |
| | | | | | | | | | | | | | 36 | 2,931 |
| | | | | | | | | | | | | | 71 | 4,407 |
| | | | | | | | | | | | | | 122 | 557,221 |
| | | | | | | | | | | | | | 4 | 11,500 |
| | | | | | | | | | | | | | 11 | 2,929 |
| | | | | | | | | | | | | | 4 | 1,677 |
| | | | | | | | | | | | | | 2 | 5,880 |
| | | | | | | | | | | | | | 1 | 268 |
| | | | | | | | | | | | | | 29 | 88,446 |
| | | | | | | | | | | | | | 8 | 26,245 |
| | | 1 | 1,943 | | | | 1 | 2,733 | | | | | 1 | 1,043 |
| | | | | | | | | | | | | | 6 | 19,266 |
| | | | | | | | | | | | | | 2 | 5,050 |
| | | | | | | | | | | | | | 3 | 4,777 |

10 GEORGE V, A. 1920

No. 14.—STATEMENT of the Number and Tonnage of Steam

N° 14.—TABLEAU du nombre et du tonnage des navires à

| Ports and Outports and Counties for which Departed. Ports et ports secondaires et pays de départ. | British. | | United States. | | Norwegian. | | Austrian. | | Belgian. | |
|--|---------------------|-----------|---------------------|-----------|---------------------|-----------|---------------------|-----------|---------------------|-----------|
| | Britannique. | | Américaine. | | Norvégienne. | | Autrichienne. | | Belge. | |
| | Ves- | Tons | Ves- | Tons | Ves- | Tons | Ves- | Tons | Ves- | Tons |
| | sels. | Register. | sels. | Register. | sels. | Register. | sels. | Register. | sels. | Register. |
| Navires. | Tonnage enregistré. | Navires. | Tonnage enregistré. | Navires. | Tonnage enregistré. | Navires. | Tonnage enregistré. | Navires. | Tonnage enregistré. | |
| St. John, N.B.— <i>Con.</i> | | | | | | | | | | |
| Australia.....(b) | 3 | 2,737 | | | | | | | | |
| New Zealand.....(a) | 2 | 8,343 | | | | | | | | |
| United States.....(a) | 21 | 39,548 | 8 | 1,406 | 5 | 7,248 | | | | |
| United States.....(b) | 56 | 3,398 | 174 | 8,615 | | | | | | |
| British W. Africa.....(b) | 1 | 762 | | | | | | | | |
| British South Africa.....(a) | 3 | 8,011 | | | | | | | | |
| British South Africa.....(b) | 17 | 7,559 | 1 | 1,030 | 1 | 1,062 | | | | |
| Uruguay.....(b) | 1 | 1,135 | | | | | | | | |
| Argentina.....(b) | 7 | 4,009 | | | | | | | | |
| Sea Fisheries.....(b) | 17 | 271 | | | | | | | | |
| Total..... | 313 | 788,878 | 187 | 17,691 | 7 | 10,160 | | | 1 | 232 |
| St. Martins, N.B.— | | | | | | | | | | |
| United States.....(a) | | | 34 | 2,686 | | | | | | |
| United States.....(b) | 15 | 8,881 | 17 | 7,229 | | | | | | |
| Total..... | 15 | 8,881 | 51 | 9,915 | | | | | | |
| St. Peters, N.S.— | | | | | | | | | | |
| Sea Fisheries.....(b) | 2 | 21 | | | | | | | | |
| St. Stephen, N.B.— | | | | | | | | | | |
| United States.....(a) | 8 | 240 | 36 | 394 | | | | | | |
| United States.....(b) | | | 3 | 290 | | | | | | |
| Total..... | 8 | 240 | 39 | 684 | | | | | | |
| Salmon River, N.S.— | | | | | | | | | | |
| United States.....(b) | 3 | 213 | 4 | 77 | | | | | | |
| Sea Fisheries.....(b) | 4 | 50 | | | | | | | | |
| Total..... | 7 | 263 | 4 | 77 | | | | | | |
| Sandy Cove, N.S.— | | | | | | | | | | |
| United States.....(a) | | | 1 | 12 | | | | | | |
| United States.....(b) | 2 | 76 | | | | | | | | |
| Total..... | 2 | 76 | 1 | 12 | | | | | | |
| Sandy Point, N.S.— | | | | | | | | | | |
| Newfoundland.....(b) | | | 6 | 512 | | | | | | |
| Saint Pierre.....(b) | 2 | 197 | | | | | | | | |
| United States.....(b) | 8 | 891 | 23 | 2,512 | | | | | | |
| Sea Fisheries.....(a) | | | 2 | 408 | | | | | | |
| Sea Fisheries.....(b) | | | 75 | 5,403 | | | | | | |
| Total..... | 10 | 1,088 | 106 | 8,835 | | | | | | |
| Sheet Harbour N.S.— | | | | | | | | | | |
| Sea Fisheries.....(b) | | | 1 | 70 | | | | | | |
| Shelburne, N.S.— | | | | | | | | | | |
| British W. Indies.....(b) | 2 | 194 | | | | | | | | |
| Newfoundland.....(b) | 4 | 645 | | | | | | | | |
| Saint Pierre.....(b) | | | 2 | 110 | | | | | | |
| United States.....(a) | 2 | 224 | 4 | 347 | | | | | | |
| United States.....(b) | 1 | 28 | 7 | 216 | | | | | | |
| Sea Fisheries.....(a) | 7 | 327 | 28 | 2,332 | | | | | | |
| Sea Fisheries.....(b) | | | | | | | | | | |
| Total..... | 16 | 1,418 | 41 | 3,005 | | | | | | |
| Sherbrooke, N.S.— | | | | | | | | | | |
| United States.....(b) | 2 | 268 | 2 | 752 | | | | | | |
| Shippegan, N.B.— | | | | | | | | | | |
| Sea Fisheries.....(a) | 17 | 100 | | | | | | | | |
| Sea Fisheries.....(b) | 68 | 1,052 | | | | | | | | |
| Total..... | 85 | 1,242 | | | | | | | | |

(a) Steam—A vapeur. (b) Sail—A voiles.

SESSIONAL PAPER No. 11a

and Sailing Vessels entered Outwards, for Sea, etc.—Continued.

voiles et à vapeur, allant à la mer, etc.—Suite.

| Danish. Danoise. | | French. Française. | | German. Allemande. | | Italian. Italienne. | | Russian. Russe. | | Other Nationalities. Autres nationalités. | | | Total. Total. | |
|---------------------|-----------------------------|-----------------------|-----------------------------|-----------------------|-----------------------------|------------------------|-----------------------------|--------------------|-----------------------------|--|---------------|-----------------------------|------------------|-----------------------------|
| Ves- sels. | Tons Regis- ter. | Ves- sels. | Tons Regis- ter. | Ves- sels. | Tons Regis- ter. | Ves- sels. | Tons Regis- ter. | Ves- sels. | Tons Regis- ter. | Names. | Ves- sels. | Tons Regis- ter. | Ves- sels. | Tons Regis- ter. |
| Navi- res. | Tonnage en- registré. | Navi- vires. | Tonnage en- registré. | Navi- res. | Tonnage en- registré. | Navi- vires. | Tonnage en- registré. | Navi- res. | Tonnage en- registré. | Noms. | Navi- res. | Tonnage en- registré. | Navi- res. | Tonnage en- registré. |
| | | | | | | | | 1 | 1,268 | | | | 4 | 4,005 |
| | | | | | | | | | | | | | 2 | 8,343 |
| | | | | | | | | | | | | | 34 | 48,202 |
| | | | | | | | | | | Portuguese. | 1 | 503 | 231 | 12,516 |
| | | | | | | | | | | | | | 1 | 762 |
| | | | | | | | | | | | | | 3 | 8,011 |
| | | | | | | | | | | | | | 19 | 9,651 |
| | | | | | | | | | | | | | 1 | 1,135 |
| | | | | | | | | | | | | | 7 | 4,009 |
| | | | | | | | | | | | | | 17 | 371 |
| | | 1 | 1,943 | | | 1 | 2,733 | 1 | 1,268 | | 1 | 503 | 512 | 823,405 |
| | | | | | | | | | | | | | 34 | 2,666 |
| | | | | | | | | | | | | | 32 | 16,110 |
| | | | | | | | | | | | | | 86 | 18,796 |
| | | | | | | | | | | | | | 2 | 21 |
| | | | | | | | | | | | | | 44 | 634 |
| | | | | | | | | | | | | | 3 | 290 |
| | | | | | | | | | | | | | 47 | 924 |
| | | | | | | | | | | | | | 7 | 290 |
| | | | | | | | | | | | | | 4 | 50 |
| | | | | | | | | | | | | | 11 | 340 |
| | | | | | | | | | | | | | 1 | 12 |
| | | | | | | | | | | | | | 2 | 76 |
| | | | | | | | | | | | | | 3 | 88 |
| | | | | | | | | | | | | | 6 | 512 |
| | | | | | | | | | | | | | 2 | 197 |
| | | | | | | | | | | | | | 31 | 3,403 |
| | | | | | | | | | | | | | 2 | 408 |
| | | | | | | | | | | | | | 75 | 5,403 |
| | | | | | | | | | | | | | 116 | 9,923 |
| | | | | | | | | | | | | | 1 | 76 |
| | | | | | | | | | | | | | 2 | 194 |
| | | | | | | | | | | | | | 4 | 645 |
| | | 2 | 398 | | | | | | | | | | 2 | 398 |
| | | | | | | | | | | | | | 2 | 110 |
| | | | | | | | | | | | | | 6 | 571 |
| | | | | | | | | | | | | | 8 | 244 |
| | | | | | | | | | | | | | 35 | 2,650 |
| | | 2 | 398 | | | | | | | | | | 59 | 4,821 |
| | | | | | | | | | | | | | 4 | 1,020 |
| | | | | | | | | | | | | | 17 | 190 |
| | | | | | | | | | | | | | 68 | 1,052 |
| | | | | | | | | | | | | | 85 | 1,242 |

10 GEORGE V, A. 1920

No. 14.—STATEMENT of the Number and Tonnage of Steam

N° 14.—TABLEAU du nombre et du tonnage des navires à

| Ports and Outports and Countries for which Departed. Ports et ports secondaires et pays de départ. | British. Britannique. | | United States. Américaine. | | Norwegian. Norvégienne. | | Austrian. Autrichienne. | | Belgian. Belge. | |
|---|-------------------------------------|--|-------------------------------------|--|-------------------------------------|--|-------------------------------------|--|-------------------------------------|--|
| | Ves- sels. — Navi- res. | Tons Register. — Tonnage enregistré. | Ves- sels. — Navi- res. | Tons Register. — Tonnage enregistré. | Ves- sels. — Navi- res. | Tons Register. — Tonnage enregistré. | Ves- sels. — Navi- res. | Tons Register. — Tonnage enregistré. | Ves- sels. — Navi- res. | Tons Register. — Tonnage enregistré. |
| | Sidney, B.C.— | | | | | | | | | |
| Australia.....(a) | 1 | 2,613 | | | | | | | | |
| Argentina.....(a) | 1 | 1,184 | | | | | | | | |
| United States.....(a) | 38 | 1,497 | 74 | 2,705 | | | | | | |
| United States.....(b) | 13 | 1,855 | 30 | 5,964 | | | | | | |
| Total..... | 53 | 7,149 | 104 | 8,669 | | | | | | |
| Sorel, Que.— | | | | | | | | | | |
| Newfoundland.....(b) | 1 | 99 | | | | | | | | |
| United States.....(b) | 1 | 144 | | | | | | | | |
| Total..... | 2 | 243 | | | | | | | | |
| Souris, P.E.I.— | | | | | | | | | | |
| Newfoundland.....(b) | 2 | 135 | | | | | | | | |
| Saint Pierre.....(b) | 1 | 100 | | | | | | | | |
| United States.....(a) | 1 | 319 | | | | | | | | |
| United States.....(b) | | | 5 | 417 | | | | | | |
| Sea Fisheries.....(a) | 4 | 77 | | | | | | | | |
| Sea Fisheries.....(b) | 17 | 349 | | | | | | | | |
| Total..... | 25 | 980 | 5 | 417 | | | | | | |
| Steveston, B.C.— | | | | | | | | | | |
| United States.....(a) | 42 | 686 | 47 | 1,238 | | | | | | |
| United States.....(b) | 5 | 130 | 6 | 151 | | | | | | |
| Sea Fisheries.....(a) | | | 5 | 122 | | | | | | |
| Total..... | 47 | 816 | 58 | 1,511 | | | | | | |
| Sydney, N.S.— | | | | | | | | | | |
| Great Britain.....(a) | 62 | 192,653 | 8 | 36,165 | 1 | 2,670 | | | | |
| British W. Indies.....(a) | 1 | 689 | | | | | | | | |
| Newfoundland.....(a) | 210 | 282,090 | 2 | 2,876 | 44 | 112,035 | | | | |
| Newfoundland.....(b) | 152 | 10,279 | | | 2 | 349 | | | | |
| France.....(a) | 15 | 33,615 | 4 | 9,524 | 2 | 4,193 | | | | |
| Holland.....(a) | | | | | 1 | 3,252 | | | 1 | 2,838 |
| Italy.....(a) | 1 | 3,495 | 2 | 2,067 | 1 | 629 | | | | |
| Norway.....(a) | | | | | 2 | 4,459 | | | | |
| Saint Pierre.....(a) | | | | | | | | | | |
| Saint Pierre.....(b) | 23 | 1,614 | | | | | | | | |
| United States.....(a) | 11 | 31,659 | 90 | 122,045 | 2 | 5,341 | | | | |
| Sea, Cable and Admiralty.....(a) | 325 | 1,034,224 | 66 | 109,930 | | | | | 2 | 2,783 |
| British South Africa.....(a) | 3 | 7,622 | | | | | | | | |
| Gibraltar.....(a) | | | | | | | | | | |
| Sea Fisheries.....(b) | 1 | 16 | 14 | 652 | | | | | | |
| Total..... | 804 | 1,597,956 | 186 | 283,868 | 55 | 132,928 | | | 3 | 5,621 |
| Three Rivers, Que.— | | | | | | | | | | |
| Great Britain.....(a) | 1 | 1,329 | | | | | | | | |
| British South Africa.....(b) | 1 | 1,263 | | | | | | | | |
| Total..... | 2 | 2,592 | | | | | | | | |
| Truro, N.S.— | | | | | | | | | | |
| United States.....(b) | 4 | 438 | 1 | 96 | | | | | | |
| Tusket, N.S.— | | | | | | | | | | |
| United States.....(b) | | | 1 | 111 | | | | | | |
| Sea Fisheries.....(b) | 1 | 10 | 3 | 333 | | | | | | |
| Total..... | 1 | 10 | 4 | 444 | | | | | | |
| Union Bay, B.C.— | | | | | | | | | | |
| Great Britain.....(a) | 3 | 9,670 | | | | | | | | |
| Ecuador.....(a) | 1 | 5,836 | | | | | | | | |
| China.....(a) | 1 | 6,118 | | | | | | | | |
| Japan.....(a) | 1 | 2,162 | | | | | | | | |

(a) Steam—A vapeur. (b) Sail—A voiles.

SESSIONAL PAPER No. 11a

and Sailing Vessels entered Outwards, for Sea, etc.—Continued.

voiles et à vapeur, allant à la mer, etc.—Suite.

| Danish. Danoise. | | French. Française. | | German. Allemande. | | Italian. Italienne. | | Russian. Russe. | | Other Nationalities. Autres nationalités. | | | Total. Total. | |
|---------------------|-----------------------------|-----------------------|-----------------------------|-----------------------|-----------------------------|------------------------|-----------------------------|--------------------|-----------------------------|--|---------------|-----------------------------|------------------|-----------------------------|
| Ves- sels. | Tons Regis- ter. | Ves- sels. | Tons Regis- ter. | Ves- sels. | Tons Regis- ter. | Ves- sels. | Tons Regis- ter. | Ves- sels. | Tons Regis- ter. | Names. | Ves- sels. | Tons Regis- ter. | Ves- sels. | Tons Regis- ter. |
| Navi- res. | Tonnage en- registré. | Navi- res. | Tonnage en- registré. | Navi- res. | Tonnage en- registré. | Navi- res. | Tonnage en- registré. | Navi- res. | Tonnage en- registré. | Noms. | Navi- res. | Tonnage en- registré. | Navi- res. | Tonnage en- registré. |
| | | | | | | | | | | | | | 1 | 2,613 |
| | | | | | | | | | | | | | 1 | 1,184 |
| | | | | | | | | | | | | | 112 | 4,202 |
| | | | | | | | | | | | | | 43 | 7,819 |
| | | | | | | | | | | | | | 157 | 15,818 |
| | | | | | | | | | | | | | 1 | 99 |
| | | | | | | | | | | | | | 1 | 144 |
| | | | | | | | | | | | | | 2 | 243 |
| | | | | | | | | | | | | | 2 | 135 |
| | | | | | | | | | | | | | 1 | 100 |
| | | | | | | | | | | | | | 1 | 319 |
| | | | | | | | | | | | | | 5 | 417 |
| | | | | | | | | | | | | | 4 | 77 |
| | | | | | | | | | | | | | 17 | 349 |
| | | | | | | | | | | | | | 30 | 1,397 |
| | | | | | | | | | | | | | 89 | 1,924 |
| | | | | | | | | | | | | | 11 | 281 |
| | | | | | | | | | | | | | 5 | 122 |
| | | | | | | | | | | | | | 105 | 2,327 |
| 1 | 2,025 | | | | | | | | | Swedish... | 1 | 1,181 | 73 | 235,294 |
| | | | | | | | | | | | | | 1 | 689 |
| | | 6 | 1,296 | | | | | | | | | | 262 | 398,297 |
| | | 2 | 4,100 | | | 1 | 1,168 | | | Swedish... | 1 | 1,583 | 154 | 10,028 |
| | | | | | | | | | | | | | 25 | 54,163 |
| | | | | | | | | | | | | | 2 | 6,000 |
| | | | | | | | | | | | | | 4 | 6,791 |
| | | | | | | | | | | | | | 2 | 4,459 |
| | | 1 | 216 | | | | | | | | | | 1 | 216 |
| | | 1 | 65 | | | | | | | | | | 24 | 1,670 |
| 1 | 1,060 | | | | | | | | | Brazilian... | 2 | 2,968 | 106 | 163,073 |
| | | | | | | | | | | Japanese... | 1 | 3,547 | | |
| 1 | 2,233 | 1 | 4,262 | | | | | 1 | 1,892 | Portuguese... | 1 | 2,129 | 399 | 1,165,205 |
| | | | | | | | | | | Chinese... | 1 | 4,106 | | |
| | | | | | | | | | | | | | 3 | 7,622 |
| | | | | | | | | | | | | | 2 | 6,024 |
| | | | | | | | | | | | | | 15 | 668 |
| 3 | 5,918 | 11 | 9,939 | | | | | 1 | 1,892 | | | | 7 | 15,584 |
| | | | | | | | | | | | | | 1,073 | 2,060,898 |
| | | | | | | | | | | | | | 1 | 1,329 |
| | | | | | | | | | | | | | 1 | 1,263 |
| | | | | | | | | | | | | | 2 | 2,592 |
| | | | | | | | | | | | | | 5 | 533 |
| | | | | | | | | | | | | | 1 | 111 |
| | | | | | | | | | | | | | 4 | 343 |
| | | | | | | | | | | | | | 5 | 454 |
| | | | | | | | | | | | | | 3 | 9,670 |
| | | | | | | | | | | Japanese... | 3 | 7,871 | 4 | 13,707 |
| | | | | | | | | | | | | | 1 | 6,118 |
| | | | | | | | | | | Japanese... | 1 | 2,759 | 2 | 4,921 |

10 GEORGE V, A. 1920

No. 14.—STATEMENT of the Number and Tonnage of Steam

N° 14.—TABLEAU du nombre et du tonnage des navires à

| Ports and Outports and Countries for which Departed. Ports et ports secondaires et pays de départ. | British. — Britannique. | | United States. — Américaine. | | Norwegian. — Norvégienne. | | Austrian. — Autrichienne. | | Belgian. — Belge. | |
|---|-------------------------------|------------------------|------------------------------------|------------------------|---------------------------------|------------------------|---------------------------------|------------------------|-------------------------|------------------------|
| | Ves- sels. | Tons Register. | Ves- sels. | Tons Register. | Ves- sels. | Tons Register. | Ves- sels. | Tons Register. | Ves- sels. | Tons Register. |
| | Nav- res. | Tonnage enregistré. | Nav- res. | Tonnage enregistré. | Nav- res. | Tonnage enregistré. | Nav- res. | Tonnage enregistré. | Nav- res. | Tonnage enregistré. |
| Union Bay, B.C.— <i>Con.</i> | | | | | | | | | | |
| British Oceanic.....(a) | 5 | 15,540 | | | 1 | 2,345 | | | | |
| United States.....(a) | 24 | 46,446 | 122 | 27,841 | 1 | 2,345 | | | | |
| United States.....(b) | 23 | 6,551 | 174 | 71,683 | | | | | | |
| Chili.....(a) | 1 | 4,151 | | | | | | | | |
| Total..... | 59 | 96,483 | 296 | 99,524 | 2 | 4,690 | | | | |
| Vancouver, B.C.— | | | | | | | | | | |
| Great Britain.....(a) | 28 | 66,745 | | | | | | | | |
| Australia.....(a) | 21 | 82,733 | 1 | 1,288 | 2 | 4,690 | | | | |
| Australia.....(b) | 3 | 4,734 | 1 | 2,079 | | | | | | |
| Japan.....(a) | 4 | 10,645 | | | 4 | 12,056 | | | | |
| China.....(a) | 17 | 64,752 | | | | | | | | |
| China.....(b) | | | 1 | 861 | | | | | | |
| Peru.....(a) | 2 | 5,896 | | | | | | | | |
| Hawaii.....(a) | | | | | 1 | 2,232 | | | | |
| Philippines.....(a) | 1 | 2,804 | | | | | | | | |
| Chili.....(a) | | | | | | | | | | |
| Fiji Islands.....(b) | | | 1 | 413 | | | | | | |
| British South Africa.....(b) | | | 2 | 2,679 | | | | | | |
| British Straits Settlements.....(a) | | | 2 | 3,220 | | | | | | |
| Russia.....(a) | 9 | 30,554 | | | | | | | | |
| United States.....(a) | 677 | 529,801 | 529 | 412,516 | 7 | 22,355 | | | | |
| United States.....(b) | 4 | 4,843 | 1 | 1,105 | | | | | | |
| Sea Fisheries.....(a) | 73 | 2,884 | 1 | 9 | | | | | | |
| Total..... | 839 | 815,391 | 530 | 424,170 | 14 | 41,333 | | | | |
| Victoria, B.C.— | | | | | | | | | | |
| Great Britain.....(a) | 23 | 32,765 | | | | | | | | |
| Australia.....(a) | 10 | 62,510 | | | | | | | | |
| British South Africa.....(b) | | | 1 | 1,011 | | | | | | |
| China.....(a) | 15 | 72,832 | | | | | | | | |
| Hawaii.....(a) | | | 2 | 3,039 | | | | | | |
| Japan.....(a) | | | | | 1 | 3,014 | | | | |
| Russia.....(a) | 3 | 13,691 | | | | | | | | |
| United States.....(a) | 602 | 734,155 | 639 | 466,963 | 2 | 5,250 | | | | |
| United States.....(b) | 66 | 12,241 | 19 | 4,049 | | | | | | |
| Sea Fisheries.....(a) | 18 | 284 | 217 | 4,742 | | | | | | |
| Total..... | 737 | 978,478 | 878 | 479,804 | 3 | 8,264 | | | | |
| Westport, N.S.— | | | | | | | | | | |
| United States.....(a) | 11 | 144 | | | | | | | | |
| United States.....(b) | 4 | 139 | 41 | 698 | | | | | | |
| Total..... | 15 | 283 | 41 | 698 | | | | | | |
| Weymouth, N.S.— | | | | | | | | | | |
| Cuba.....(b) | 2 | 682 | 2 | 816 | | | | | | |
| United States.....(b) | 9 | 1,046 | 11 | 1,730 | | | | | | |
| Dunish West Indies.....(b) | 1 | 234 | | | | | | | | |
| Total..... | 12 | 1,962 | 13 | 2,546 | | | | | | |
| White Rock, B.C.— | | | | | | | | | | |
| United States.....(a) | 29 | 643 | 16 | 161 | | | | | | |
| Windsor, N.S.— | | | | | | | | | | |
| United States.....(a) | 8 | 7,104 | 1 | 800 | | | | | | |
| United States.....(b) | 19 | 14,088 | 18 | 5,101 | | | | | | |
| Total..... | 27 | 21,192 | 19 | 5,901 | | | | | | |

(a) Steam—A vapeur.—(b) Sail—A voiles.

SESSIONAL PAPER No. 11a

and Sailing Vessels entered Outwards, for Sea, etc.—Continued.

voiles et à vapeur, allant à la mer, etc.—Suite.

| Danish. | | French. | | German. | | Italian. | | Russian. | | Other Nationalities. | | | Total. | |
|----------|---------|------------|---------|------------|---------|------------|---------|----------|---------|----------------------|---------|---------|--------|-----------|
| Danoise. | | Française. | | Allemande. | | Italienne. | | Russe. | | Autres nationalités. | | | Total. | |
| Ves- | Tons | Ves- | Tons | Ves- | Tons | Ves- | Tons | Ves- | Tons | Naves. | Ves- | Tons | Ves- | Tons |
| sels. | Regis- | sels. | Regis- | sels. | Regis- | sels. | Regis- | sels. | Regis- | Noms. | sels. | Regis- | sels. | Regis- |
| Nav- | Tonnage | Nav- | Tonnage | Nav- | Tonnage | Nav- | Tonnage | Nav- | Tonnage | Noms. | Nav- | Tonnage | Nav- | Tonnage |
| iros. | en- | ires. | en- | ires. | en- | ires. | en- | ires. | en- | | ires. | en- | ires. | en- |
| | regist- | | regist- | | regist- | | regist- | | regist- | | res. | regist- | | regist- |
| | ré. | | ré. | | ré. | | ré. | | ré. | | en- | ré. | | en- |
| | | | | | | | | | | | regist- | | | regist- |
| | | | | | | | | | | | ré. | | | ré. |
| | | | | | | | | | | | | | 6 | 17,894 |
| | | | | | | | | | | Japanese | 2 | 7,260 | 149 | 83,892 |
| | | | | | | | | | | | | | 197 | 78,234 |
| | | | | | | | | | | | | | 1 | 4,151 |
| | | | | | | | | | | | | | 6 | 17,890 |
| | | | | | | | | | | | | | 363 | 218,587 |
| | | | | | | | | | | | | | 28 | 66,745 |
| | | | | | | | | | | | | | 24 | 88,711 |
| | | | | | | | | | | | | | 4 | 6,813 |
| | | | | | | | | | | Japanese | 12 | 39,291 | 20 | 61,992 |
| | | | | | | | | | | | | | 17 | 64,752 |
| | | | | | | | | | | | | | 1 | 861 |
| | | | | | | | | | | | | | 2 | 5,896 |
| | | | | | | | | | | | | | 1 | 2,332 |
| | | | | | | | | | | Swedish | 1 | 2,521 | 2 | 5,325 |
| | | | | | | | | | | Grecian | 1 | 1,441 | 1 | 1,441 |
| | | | | | | | | | | | | | 1 | 413 |
| | | | | | | | | | | | | | 3 | 4,920 |
| | | | | | | | | | | | | | 2 | 3,220 |
| | | | | | | | | | | | | | 9 | 39,554 |
| | | | | | | | | | | Japanese | 34 | 123,080 | | |
| | | | | | | | | | | Chinese | 1 | 2,769 | | |
| | | | | | | | | | | Swedish | 1 | 1,196 | | |
| | | | | | | | | | | Dutch | 1 | 3,613 | 1,250 | 1,095,330 |
| | | | | | | | | | | Peruvian | 1 | 1,328 | 6 | 7,276 |
| | | | | | | | | | | | | | 74 | 2,893 |
| | | | | | | | | | | | | | 1 | 2,250 |
| | | | | | | | | | | | | | 52 | 175,248 |
| | | | | | | | | | | | | | 1,445 | 1,458,392 |
| | | | | | | | | | | | | | 23 | 32,765 |
| | | | | | | | | | | | | | 10 | 62,510 |
| | | | | | | | | | | | | | 1 | 1,011 |
| | | | | | | | | | | Japanese | 16 | 81,811 | 31 | 154,643 |
| | | | | | | | | | | | | | 2 | 3,030 |
| | | | | | | | | | | Japanese | 31 | 175,130 | 32 | 178,144 |
| | | | | | | | | | | | | | 3 | 13,691 |
| | | | | | | | | | | Dutch | 1 | 4,998 | 1,304 | 1,557,713 |
| | | 3 | 4,773 | | | | | | | Japanese | 57 | 291,574 | 85 | 16,290 |
| | | | | | | | | | | | | | 235 | 5,026 |
| | | | | | | | | | | | | | 3 | 13,691 |
| | | | | | | | | | | | | | 105 | 553,513 |
| | | | | | | | | | | | | | 1,726 | 2,024,832 |
| | | | | | | | | | | | | | 11 | 144 |
| | | | | | | | | | | | | | 45 | 837 |
| | | | | | | | | | | | | | 56 | 981 |
| | | | | | | | | | | | | | 4 | 1,498 |
| | | | | | | | | | | | | | 1 | 2,776 |
| | | | | | | | | | | | | | 1 | 234 |
| | | | | | | | | | | | | | 25 | 4,508 |
| | | | | | | | | | | | | | 45 | 804 |
| | | | | | | | | | | | | | 9 | 7,904 |
| | | | | | | | | | | | | | 37 | 19,189 |
| | | | | | | | | | | | | | 46 | 27,093 |

10 GEORGE V, A. 1920

No. 14.—STATEMENT of the Number and Tonnage of Steam

N° 14.—TABLEAU du nombre et du tonnage des navires

| Ports and Outports and Countries for which Departed. Ports et ports secondaires et pays de départ. | British. — Britannique. | | United States. — Américaine. | | Norwegian. — Norvégienne. | | Austrian. — Autrichienne. | | Belgian. — Belge. | |
|---|-------------------------------------|--|-------------------------------------|--|-------------------------------------|--|-------------------------------------|--|-------------------------------------|--|
| | Ves- sels. — Navi- res. | Tons Register. — Tonnage enregistré. | Ves- sels. — Navi- res. | Tons Register. — Tonnage enregistré. | Ves- sels. — Navi- res. | Tons Register. — Tonnage enregistré. | Ves- sels. — Navi- res. | Tons Register. — Tonnage enregistré. | Ves- sels. — Navi- res. | Tons Register. — Tonnage enregistré. |
| | Yarmouth, N.S.— | | | | | | | | | |
| British W. Indies.....(b) | 1 | 85 | | | | | | | | |
| Newfoundland.....(a) | | | 1 | 176 | | | | | | |
| Newfoundland.....(b) | | | 2 | 123 | | | | | | |
| Cuba.....(b) | 1 | 419 | 2 | 541 | | | | | | |
| France.....(a) | | | | | | | | | 1 | 232 |
| United States.....(a) | 46 | 12,259 | 53 | 25,551 | | | | | | |
| United States.....(b) | 10 | 510 | 26 | 716 | | | | | | |
| Sea Fisheries.....(a) | 24 | 786 | 11 | 380 | | | | | | |
| Sea Fisheries.....(b) | 56 | 2,778 | 49 | 3,402 | | | | | | |
| Total..... | 138 | 16,837 | 144 | 30,889 | | | | | 1 | 232 |
| York Factory, Man.— | | | | | | | | | | |
| Newfoundland.....(b) | 1 | 99 | | | | | | | | |

(a) Steam—A vapeur. (b) Sail—A voile.

10 GEORGE V, A. 1920

No. 15.—SUMMARY STATEMENT of the Nationality

N° 15.—TABLEAU sommaire des navires au long

| No. | Countries to which Departed. Pays de destination. | British. Britannique. | | United States Américaine. | | Norwegian. Norvégienne. | | Austrian. Autrichienne. | | Belgian. Belge. | |
|-----|---|--------------------------|---------------------------------|------------------------------|---------------------------------|----------------------------|---------------------------------|----------------------------|---------------------------------|----------------------|---------------------------------|
| | | Vessels. Navires. | Tons. Tonnage enregistré. | Vessels. Navires. | Tons. Tonnage enregistré. | Vessels. Navires. | Tons. Tonnage enregistré. | Vessels. Navires. | Tons. Tonnage enregistré. | Vessels. Navires. | Tons. Tonnage enregistré. |
| 1 | United Kingdom..... | 806 | 3,249,535 | 17 | 61,477 | 1 | 2,670 | | | | |
| 2 | Australia..... | 48 | 174,137 | 2 | 3,367 | 5 | 11,302 | | | | |
| 3 | Bermuda..... | 12 | 1,336 | | | | | | | | |
| 4 | British Guiana..... | 19 | 38,182 | | | | | | | | |
| 5 | British South Africa..... | 29 | 30,767 | 6 | 6,705 | 1 | 1,062 | | | | |
| 6 | British West Africa..... | 1 | 762 | | | | | | | | |
| 7 | British India..... | | | | | | | | | | |
| 8 | British West Indies..... | 73 | 23,008 | 2 | 345 | 9 | 6,606 | | | | |
| 9 | British Oceania, Other..... | 10 | 25,368 | | | 1 | 2,345 | | | | |
| 10 | British Straits Settlements..... | | | 2 | 3,220 | | | | | | |
| 11 | Fiji Islands..... | | | 1 | 413 | | | | | | |
| 12 | Gibraltar..... | 21 | 57,360 | 1 | 1,605 | 2 | 5,044 | | | | |
| 13 | Newfoundland..... | 1,207 | 571,859 | 51 | 7,583 | 63 | 148,278 | | | | |
| 14 | New Zealand..... | 2 | 8,343 | | | | | | | | |
| 15 | Argentina..... | 21 | 10,807 | | | 4 | 6,544 | | | | |
| 16 | Belgium..... | 2 | 5,880 | | | | | | | 3 | 8,004 |
| 17 | Brazil..... | 13 | 3,492 | | | 2 | 2,418 | | | | |
| 18 | Chili..... | 1 | 4,151 | | | | | | | | |
| 19 | China..... | 33 | 143,702 | 1 | 861 | | | | | | |
| 20 | Cuba..... | 27 | 7,681 | 18 | 6,984 | 1 | 2,192 | | | | |
| 21 | Danish West Indies..... | 1 | 234 | | | | | | | | |
| 22 | Denmark..... | | | | | | | | | | |
| 23 | Ecuador..... | 1 | 5,836 | | | | | | | | |
| 24 | France..... | 68 | 199,565 | 33 | 65,009 | 9 | 17,106 | | | 2 | 464 |
| 25 | French West Indies..... | 10 | 2,326 | | | | | | | | |
| 26 | Greenland..... | | | | | | | | | | |
| 27 | Hawaii..... | | | 2 | 3,039 | 1 | 2,232 | | | | |
| 28 | Holland..... | | | | | 2 | 6,503 | | | 3 | 7,508 |
| 29 | Italy..... | 7 | 22,761 | 4 | 6,800 | 1 | 629 | | | | |
| 30 | Japan..... | 5 | 12,807 | 2 | 2,280 | 5 | 15,070 | | | | |
| 31 | Mexico..... | 11 | 24,357 | 6 | 37,029 | | | | | | |
| 32 | Norway..... | | | | | 20 | 40,813 | | | | |
| 33 | Panama..... | 1 | 940 | | | | | | | | |
| 34 | Peru..... | 3 | 7,095 | | | | | | | | |
| 35 | Philippines..... | 1 | 2,804 | | | | | | | | |
| 36 | Porto Rico..... | 13 | 1,327 | | | | | | | | |
| 37 | Russia..... | 12 | 53,245 | | | | | | | | |
| 38 | St. Pierre..... | 56 | 6,095 | 2 | 470 | | | | | | |
| 39 | San Domingo..... | | | 5 | 8,306 | | | | | | |
| 40 | Sea Fisheries..... | 2,110 | 83,036 | 2,112 | 67,544 | 7 | 735 | | | | |
| 41 | Spain..... | 1 | 272 | | | | | | | | |
| 42 | Sweden..... | | | | | | | | | | |
| 43 | United States..... | 3,536 | 2,321,546 | 4,564 | 1,828,584 | 70 | 171,091 | | | | |
| 44 | Uruguay..... | 1 | 1,135 | | | | | | | | |
| 45 | Sea, Cable and Admiralty.... | 744 | 2,500,674 | 145 | 224,193 | 6 | 13,943 | | | 4 | 5,566 |
| | Total..... | 8,906 | 9,608,425 | 6,976 | 2,335,909 | 210 | 456,583 | | | 12 | 21,542 |

No. 16.—STATEMENT showing the Description, Number and Tonnage of Canadian and United States Vessels trading on the Rivers and Lakes between Canada and the United States (exclusive of Ferriage) which arrived at each Port and Outport.

N° 16.—TABLEAU indiquant le genre, le nombre et le tonnage des navires canadiens et des Etats-Unis naviguant sur les rivières et les lacs entre le Canada et les Etats-Unis (sans compter les traversiers) arrivés à chaque port ou ports secondaires.

VESSELS ARRIVED—NAVIRES ARRIVÉS.

| Ports and Outports. Ports et ports secondaires. | Canadians—Canadiens. | | | | | | United States—Etats-Unis. | | | | | |
|--|----------------------|---------------------------------------|--------------------|----------------------|---------------------------------------|--------------------|---------------------------|---------------------------------------|--------------------|----------------------|---------------------------------------|--------------------|
| | Steam—A vapeur. | | | Sail—Avoiles. | | | Steam—A vapeur. | | | Sail—A voiles. | | |
| | Vessels. Navires. | Tons Register. Tonnage enregistré. | Crew. Equipage. | Vessels. Navires. | Tons Register. Tonnage enregistré. | Crew. Equipage. | Vessels. Navires. | Tons Register. Tonnage enregistré. | Crew. Equipage. | Vessels. Navires. | Tons Register. Tonnage enregistré. | Crew. Equipage. |
| Amherstburg, Ont. | 33 | 1,875 | 162 | 8 | 1,719 | 30 | 493 | 182,087 | 7,840 | 7 | 2,599 | 21 |
| Bath, Ont. | 8 | 480 | 35 | 3 | 629 | 17 | | | | | | |
| Belleville, Ont. | 25 | 1,770 | 174 | 63 | 11,012 | 274 | 4 | 424 | 15 | 2 | 364 | 6 |
| Blind River, Ont. | 11 | 1,336 | 82 | | | | 23 | 9,092 | 345 | 34 | 15,965 | 238 |
| Bowmanville, Ont. | | | | 1 | 198 | 4 | 4 | 564 | 40 | | | |
| Bridgeburg, Ont. | | | | | | | 8 | 178 | 32 | 6 | 2,198 | 24 |
| Brockville, Ont. | 97 | 131,548 | 7,343 | 2 | 414 | 11 | 291 | 33,293 | 2,878 | 10 | 10,239 | 119 |
| Bruce Mines, Ont. | | | | | | | 6 | 72 | 29 | | | |
| Byng Inlet, Ont. | 31 | 50,061 | 593 | | | | 86 | 230,470 | 2,224 | | | |
| Cardinal, Ont. | 39 | 3,351 | 233 | | | | 3 | 416 | 23 | | | |
| Charlton, Ont. | 66 | 10,914 | 823 | 4 | 369 | 65 | 4 | 890 | 41 | | | |
| Chicoutimi, Que. | 48 | 40,800 | 576 | | | | | | | | | |
| Chippawa, Ont. | | | | | | | 66 | 2,072 | 263 | 52 | 20,259 | 104 |
| Clarenceville, Que. | | | | | | | 2 | 118 | 16 | | | |
| Cobourg, Ont. | 614 | 2,051,926 | 22,588 | 2 | 441 | 9 | | | | | | |
| Cockburn Island, Ont. | 9 | 1,029 | 82 | 3 | 564 | 18 | 13 | 843 | 71 | | | |
| Collingwood, Ont. | 3 | 4,564 | 60 | | | | 12 | 13,332 | 241 | | | |
| Cornwall, Ont. | 10 | 2,609 | 99 | | | | 12 | 3,213 | 93 | | | |
| Courtright, Ont. | | | | | | | 1,605 | 273,513 | 10,411 | 2 | 524 | 10 |
| Curlew, Ont. | 5 | 1,039 | 53 | | | | 23 | 8,658 | 360 | 10 | 5,079 | 70 |
| Dawson, Y. T. | 1 | 790 | 25 | 5 | 914 | 10 | 15 | 8,537 | 422 | 4 | 1,829 | 8 |
| Depot Harbour, Ont. | 2 | 4,952 | 47 | | | | 74 | 209,016 | 2,093 | | | |
| Deseronto, Ont. | 7 | 935 | 48 | 2 | 486 | 10 | | | | | | |
| Erieau, Ont. | 12 | 528 | 62 | | | | 105 | 97,112 | 2,505 | | | |
| Forty Mile, Y. T. | 1 | 790 | 25 | 14 | 940 | 20 | 18 | 9,922 | 503 | 9 | 3,059 | 10 |
| Fort Frances, Ont. | 26 | 330 | 110 | | | | | | | | | |
| Fort William, Ont. | 64 | 190,314 | 4,121 | | | | 431 | 1,060,682 | 10,891 | 39 | 30,673 | 310 |
| Gananoque, Ont. | 510 | 7,634 | 686 | 1 | 196 | 4 | 893 | 7,234 | 1,199 | | | |
| Georgeville, Que. | 1 | 56 | 4 | | | | | | | | | |
| Goderich, Ont. | 4 | 5,964 | 81 | | | | 12 | 18,207 | 360 | | | |
| Gore Bay, Ont. | 16 | 2,999 | 172 | | | | 4 | 3,097 | 75 | 5 | 3,691 | 35 |
| Iroquois, Ont. | 21 | 630 | 63 | | | | 5 | 849 | 50 | | | |
| Kenora, Ont. | 49 | 1,049 | 149 | | | | 4 | 245 | 29 | | | |
| Key Harbour, Ont. | 15 | 30,319 | 317 | 1 | 1,951 | 9 | 8 | 14,654 | 169 | | | |
| Kincardine, Ont. | 2 | 538 | 20 | | | | 1 | 430 | 14 | | | |
| Kingston, Ont. | 880 | 333,653 | 19,615 | 302 | 93,066 | 1,211 | 149 | 7,496 | 442 | 40 | 21,537 | 300 |
| Kingsville, Ont. | 3 | 335 | 23 | | | | | | | | | |
| Leamington, Ont. | | | | | | | 4 | 70 | 13 | | | |
| Levis, Que. | 28 | 21,000 | 476 | 5 | 4,590 | 29 | 85 | 102,000 | 2,805 | 21 | 2,016 | 42 |

| | | | | | | | | | | | | |
|----------------------------|--------|-----------|---------|-------|---------|-------|--------|-----------|---------|-------|---------|-------|
| Little Current, Ont..... | 25 | 43,171 | 490 | | | | 21 | 34,122 | 459 | 9 | 4,610 | 63 |
| Magog, Que..... | 1 | 50 | 4 | | | | | | | | | |
| Neuford, Ont..... | | | | | | | 12 | 5,720 | 174 | 4 | 756 | 24 |
| Nipissioten Harbour, Ont.. | 19 | 40,962 | 384 | | | | 23 | 49,321 | 548 | | | |
| Midland, Ont..... | 42 | 95,558 | 942 | | | | 114 | 332,953 | 2,990 | 2 | 3,514 | 15 |
| Montreal, Que..... | 478 | 431,694 | 8,521 | 180 | 119,553 | 1,105 | 403 | 303,326 | 7,607 | 180 | 35,829 | 559 |
| Morrisburg, Ont..... | 494 | 15,263 | 1,504 | | | | 11 | 1,311 | 78 | 1 | 546 | 6 |
| Napanee, Ont..... | 15 | 750 | 76 | 2 | 380 | 12 | | | | | | |
| Niagara, Ont..... | 434 | 449,408 | 31,408 | | | | | | | | | |
| Ottawa, Ont..... | 5 | 590 | 45 | | | | | | | 9 | 887 | 18 |
| Owen Sound, Ont..... | 232 | 114,720 | 4,560 | | | | 12 | 13,285 | 272 | | | |
| Parry Sound, Ont..... | | | | | | | 10 | 21,572 | 760 | | | |
| Penetanguishene, Ont..... | | | | | | | 2 | 2,968 | 154 | | | |
| Pictou, Ont..... | 7 | 1,730 | 59 | 38 | 8,043 | 243 | | | | | | |
| Point Edward, Ont..... | 83 | 224,256 | 5,611 | 14 | 3,814 | 66 | 226 | 100,450 | 3,832 | 4 | 2,752 | 32 |
| Port Arthur, Ont..... | 49 | 139,320 | 1,460 | 1 | 1,951 | 10 | 285 | 399,438 | 6,208 | 79 | 52,841 | 622 |
| Port Burwell, Ont..... | 3 | 125 | 15 | | | | 1 | 2 | 2 | | | |
| Port Colborne, Ont..... | 95 | 57,289 | 1,188 | 13 | 13,471 | 76 | 80 | 175,725 | 1,956 | 6 | 5,245 | 32 |
| Port Dalhousie, Ont..... | 17 | 1,220 | 170 | | | | 8 | 412 | 66 | | | |
| Port Dover, Ont..... | 90 | 4,553 | 392 | | | | 11 | 279 | 55 | | | |
| Port Hope, Ont..... | | | | | | | 4 | 496 | 35 | | | |
| Port McNicoll, Ont..... | 3 | 5,237 | 64 | | | | 101 | 329,090 | 2,806 | 1 | 439 | 7 |
| Port Stanley, Ont..... | 14 | 449 | 61 | | | | | | | | | |
| Prescott, Ont..... | 88 | 302,093 | 2,311 | 5 | 3,023 | 27 | 229 | 111,522 | 2,732 | | | |
| Quebec, Que..... | 140 | 142,900 | 2,660 | 19 | 13,300 | 133 | 26 | 34,300 | 442 | 455 | 43,077 | 910 |
| Queenston, Ont..... | 161 | 184,529 | 12,022 | | | | | | | | | |
| Rainy River, Ont..... | 26 | 714 | 116 | | | | 3 | 24 | 9 | | | |
| Rimouski, Que..... | 7 | 5,197 | 121 | 2 | 1,657 | 12 | | | | | | |
| Rockport, Ont..... | 1 | 40 | 4 | | | | 40 | 415 | 120 | | | |
| Rykerts, B.C..... | 8 | 344 | 72 | | | | | | | | | |
| St Johns, Que..... | 8 | 216 | 47 | 135 | 15,978 | 384 | 55 | 3,359 | 440 | 470 | 47,486 | 938 |
| Sandwich, Ont..... | 27 | 971 | 152 | 5 | 1,195 | 18 | 603 | 203,567 | 4,114 | 62 | 25,340 | 247 |
| Sarnia, Ont..... | 4,894 | 587,485 | 23,480 | 64 | 34,415 | 373 | 7,170 | 979,541 | 61,394 | 129 | 111,517 | 783 |
| Sault Ste. Marie, Ont..... | 646 | 249,168 | 5,442 | 4 | 5,591 | 32 | 443 | 740,534 | 6,841 | 24 | 13,167 | 168 |
| Smith Falls, Ont..... | 24 | 1,802 | 144 | | | | | | | | | |
| Sorel, Que..... | | | | 5 | 2,692 | 24 | 3 | 3,704 | 47 | 74 | 7,959 | 153 |
| Southampton, Ont..... | 5 | 332 | 22 | 2 | 594 | 10 | | | | | | |
| Thessalon, Ont..... | 10 | 827 | 71 | | | | 10 | 3,773 | 141 | 14 | 8,153 | 98 |
| Three Rivers, Que..... | 12 | 7,685 | 209 | 41 | 8,364 | 125 | 11 | 6,872 | 196 | 229 | 23,106 | 458 |
| Toronto, Ont..... | 655 | 563,742 | 42,121 | 74 | 45,501 | 422 | 8 | 5,336 | 182 | 21 | 11,750 | 106 |
| Trenton, Ont..... | 6 | 964 | 49 | 3 | 514 | 11 | | | | | | |
| Valleyfield, Que..... | | | | 2 | 482 | 14 | | | | | | |
| Walkerville, Ont..... | 9 | 482 | 70 | 6 | 2,568 | 46 | 75 | 29,390 | 2,411 | | | |
| Wallaceburg, Ont..... | 15 | 904 | 104 | 11 | 2,427 | 49 | 416 | 155,417 | 1,533 | 3 | 1,084 | 30 |
| Welland, Ont..... | 15 | 22,956 | 284 | 3 | 5,169 | 24 | 26 | 41,480 | 552 | | | |
| West Doock, Ont..... | 65 | 11,907 | 470 | 6 | 324 | 26 | 1,239 | 290,301 | 12,316 | | | |
| Whitby, Ont..... | 1 | 245 | 10 | | | | 1 | 677 | 8 | | | |
| White Horse, N.T..... | | | | | | | 5 | 2,082 | 126 | 2 | 375 | 2 |
| Warton, Ont..... | 90 | 12,474 | 798 | 3 | 836 | 14 | | | | | | |
| Windsor, Ont..... | 56 | 33,520 | 828 | 21 | 6,138 | 140 | 146 | 49,173 | 3,290 | 5 | 749 | 19 |
| Wolfe Island, Ont..... | 28 | 314 | 45 | 12 | 255 | 15 | 3 | 3 | 3 | 1 | 3 | 2 |
| Total..... | 11,774 | 6,664,144 | 207,523 | 1,087 | 416,124 | 5,132 | 16,325 | 6,708,059 | 180,420 | 2,034 | 521,317 | 6,589 |

10 GEORGE V, A. 1920

No. 16.—SUMMARY STATEMENT of Canadian and United States Vessels trading on Inland Waters, which arrived at Canadian Ports and Outports.

N° 16.—TABLEAU SOMMAIRE des navires canadiens et des Etats-Unis naviguant dans les eaux de l'intérieur, arrivés à des ports du Canada.

RECAPITULATION—RÉCAPITULATION.

| | Vessels. — Navires. | Tons Register. — Tonnage enregistré. | Crew. — Equipage. |
|--|---------------------------|--|-------------------------|
| Canadian—Canadiens—Steam—A vapeur..... | 11,774 | 6,664,144 | 207,523 |
| Sail—A voile..... | 1,087 | 416,124 | 5,132 |
| United States—Etats-Unis—Steam—A vapeur..... | 16,325 | 6,708,059 | 180,420 |
| Sail—A voile..... | 2,034 | 521,317 | 6,589 |
| Total..... | 31,220 | 14,309,044 | 399,664 |

DESCRIPTION OF VESSELS—DESCRIPTION DES NAVIRES.

| Description. | Vessels. — Navires. | Tons Register. — Tonnage enregistré. |
|--------------------------------------|---------------------------|--|
| Steam—A vapeur—Screw—Abélice..... | 26,992 | 12,320,638 |
| Paddle—A aubes..... | 1,031 | 1,030,907 |
| Stern-wheel—Roue à l'arrière..... | 76 | 20,658 |
| Sail—A voiles—Schooners—Barques..... | 729 | 367,774 |
| Sloops—Goélettes..... | 17 | 146 |
| Barges—Barges..... | 2,375 | 569,521 |
| Total..... | 31,220 | 14,309,044 |

No. 17.—STATEMENT showing the Description, Number and Tonnage of Canadian and United States Vessels trading on the Rivers and Lakes between Canada and the United States (exclusive of Ferriage) which Departed from each Port and Outport.

116-9

N° 17.—TABLEAU indiquant le genre, le nombre et le tonnage des navires canadiens et des Etats-Unis naviguant sur les rivières et les lacs entre le Canada et les Etats-Unis (sans compter les passages d'eau), partis de chaque port ou ports secondaires.

VESS ELS DEPARTED.

| Ports and Outports. Ports et ports secondaires. | Canadian—Canadiens. | | | | | | United States—Etats-Unis. | | | | | |
|--|----------------------|---------------------------------------|------------------|----------------------|---------------------------------------|------------------|---------------------------|---------------------------------------|------------------|----------------------|---------------------------------------|------------------|
| | Steam—A vapeur. | | | Sail—A voiles. | | | Steam—A vapeur. | | | Sail—A voiles. | | |
| | Vessels. Navires. | Tons Register. Tonnage enregistré. | Crew. Equipe. | Vessels. Navires. | Tons Register. Tonnage enregistré. | Crew. Equipe. | Vessels. Navires. | Tons Register. Tonnage enregistré. | Crew. Equipe. | Vessels. Navires. | Tons Register. Tonnage enregistré. | Crew. Equipe. |
| Amherstburg, Ont..... | 48 | 2,422 | 211 | 15 | 2,854 | 63 | 493 | 147,124 | 7,554 | 9 | 4,167 | 17 |
| Bath Ont..... | 8 | 480 | 35 | 3 | 629 | 17 | | | | | | |
| Belleville Ont..... | 23 | 1,236 | 145 | 59 | 10,308 | 244 | 2 | 149 | 10 | 4 | 639 | 11 |
| Blind River, Ont..... | 14 | 1,592 | 97 | 1 | 289 | 7 | 23 | 9,002 | 345 | 34 | 15,965 | 238 |
| Bowmanville Ont..... | | | | 1 | 198 | 4 | 4 | 564 | 40 | | | |
| Bridgeburg, Ont..... | | | | | | | 8 | 178 | 32 | 6 | 2,198 | 24 |
| Brockville, Ont..... | 102 | 104,300 | 7,448 | 2 | 1,012 | 12 | 289 | 32,964 | 2,883 | 18 | 8,894 | 105 |
| Bruce Mines, Ont..... | | | | | | | 6 | 72 | 29 | | | |
| Byng Inlet, Ont..... | 7 | 15,685 | 151 | | | | 85 | 227,541 | 2,193 | | | |
| Cardinal, Ont..... | 39 | 3,351 | 233 | | | | 3 | 416 | 23 | | | |
| Chatham, Ont..... | 64 | 19,280 | 56 | 2 | 376 | 12 | 5 | 1,178 | 54 | | | |
| Chippawa, Ont..... | | | | | | | 65 | 2,041 | 259 | 54 | 20,259 | 104 |
| Clarenceville, Que..... | | | | | | | 2 | 118 | 16 | | | |
| Coburg, Ont..... | 638 | 2,062,463 | 22,695 | | | | | | | | | |
| Cockburn Island, Ont..... | 6 | 492 | 44 | 2 | 376 | 12 | 13 | 843 | 71 | | | |
| Collingwood, Ont..... | 12 | 23,070 | 233 | | | | 13 | 13,368 | 239 | | | |
| Cornwall, Ont..... | 10 | 2,766 | 99 | | | | 11 | 4,310 | 117 | | | |
| Courtright, Ont..... | | | | | | | 1,605 | 273,469 | 19,403 | 2 | 524 | 10 |
| Culler, Ont..... | 20 | 4,409 | 189 | 1 | 522 | 7 | 23 | 8,658 | 360 | 10 | 5,079 | 70 |
| Dawson, Y. T..... | 14 | 1,080 | 64 | 6 | 1,083 | 12 | 19 | 10,251 | 490 | 5 | 1,886 | 10 |
| Dépot Harbour, Ont..... | 4 | 11,763 | 98 | | | | 81 | 231,232 | 2,281 | | | |
| Deseronto, Ont..... | 6 | 759 | 44 | 2 | 486 | 10 | | | | | | |
| Ellis Bay, Que..... | 8 | 6,968 | 168 | | | | 1 | 636 | 19 | | | |
| Eriau, Ont..... | 12 | 540 | 58 | | | | 64 | 19,280 | 899 | | | |
| Forty Mile, Y. T..... | 1 | 790 | 25 | 17 | 1,112 | 23 | 18 | 9,922 | 487 | 13 | 3,392 | 15 |
| Fort Frances, Ont..... | 26 | 330 | 110 | | | | | | | | | |
| Fort William, Ont..... | 26 | 63,870 | 563 | 1 | 768 | 5 | 355 | 815,972 | 8,901 | 32 | 24,263 | 264 |
| Gananoque, Ont..... | 788 | 9,356 | 564 | 1 | 196 | 4 | 904 | 7,530 | 1,229 | | | |
| Georgoville, Que..... | 1 | 50 | 4 | | | | | | | | | |
| Goderich, Ont..... | 17 | 21,521 | 324 | | | | 28 | 52,856 | 766 | | | |
| Gore, Bay, Ont..... | 19 | | | | | | 4 | 3,097 | 75 | 5 | 3,691 | 35 |
| Iroquois, Ont..... | 19 | 570 | 57 | | | | 5 | 849 | 46 | | | |
| Kenora, Ont..... | 48 | 1,008 | 144 | | | | 4 | 245 | 29 | | | |
| Key Harbour, Ont..... | 13 | 27,347 | 277 | | | | 4 | 7,140 | 84 | | | |
| Kincardine, Ont..... | 1 | 269 | 10 | | | | 1 | 430 | 14 | | | |
| Kingston, Ont..... | 899 | 333,737 | 20,026 | 368 | 102,057 | 1,239 | 160 | 6,195 | 395 | 24 | 12,938 | 184 |
| Kingsville, Ont..... | 2 | 280 | 17 | | | | | | | | | |

SESSIONAL PAPER No. 11a

DOUANES—RAPPORT DE LA NAVIGATION

17.—STATEMENT showing the Description, Number and Tonnage of Canadian and United States Vessels trading on the Rivers and Lakes, etc.—
Concluded.

N° 17—TABLEAU indiquant le genre, le nombre et le tonnage des navires canadiens et des Etats-Unis naviguant sur les rivières et les lacs, etc.—Fin.

VESSELS DEPARTED—Concluded.

| Ports and Outports. Ports et ports secondaires. | Canadian—Canadiens. | | | | | | United States—Etats-Unis. | | | | | |
|--|----------------------|---|------------------|----------------------|---|------------------|---------------------------|---|------------------|----------------------|---|------------------|
| | Steam—A vapeur. | | | Sail—A voiles. | | | Steam—A vapeur. | | | Sail—A voiles. | | |
| | Vessels. Navires. | Tons Register. Tonnage enregistré. | Crew. Equipe. | Vessels. Navires. | Tons Register. Tonnage enregistré. | Crew. Equipe. | Vessels. Navires. | Tons Register. Tonnage enregistré. | Crew. Equipe. | Vessels. Navires. | Tons Register. Tonnage enregistré. | Crew. Equipe. |
| Leamington, Ont. | | | | | | | 4 | 70 | 14 | | | |
| Levis, Que. | | | | 2 | 980 | 12 | | | | 186 | 17,856 | 372 |
| Little Current, Ont. | 14 | 20,816 | 225 | | | | 21 | 34,122 | 459 | 9 | 4,610 | 63 |
| Magog, Que. | 1 | 50 | 4 | | | | | | | | | |
| Meaford, Ont. | | | | | | | 12 | 5,720 | 174 | 4 | 756 | 24 |
| Michipicoten Harbour, Ont. | 26 | 55,675 | 523 | | | | 26 | 40,821 | 548 | | | |
| Midland, Ont. | 43 | 115,309 | 1,004 | 2 | 2,193 | 13 | 107 | 313,150 | 2,811 | | | |
| Montreal, Que. | 459 | 402,671 | 8,141 | 183 | 101,652 | 998 | 428 | 314,863 | 7,905 | 180 | 35,829 | 559 |
| Morrisburg, Ont. | 310 | 9,132 | 888 | | | | 5 | 849 | 48 | | | |
| Napanee, Ont. | 13 | 689 | 65 | | | | | | | | | |
| Niagara, Ont. | 33 | 35,430 | 2,310 | 3 | 524 | 17 | | | | | | |
| Ottawa, Ont. | 13 | 1,456 | 117 | | | | | | | 188 | 19,020 | 376 |
| Owen Sound, Ont. | 183 | 44,956 | 11,659 | | | | 10 | 13,118 | 251 | | | |
| Parry Sound, Ont. | | | | | | | 6 | 8,676 | 654 | | | |
| Penetanguishene, Ont. | | | | 1 | 352 | 5 | 2 | 2,968 | 154 | | | |
| Picton, Ont. | 5 | 940 | 38 | 33 | 6,899 | 212 | | | | | | |
| Point Edward, Ont. | 66 | 176,956 | 4,228 | 6 | 1,198 | 26 | 215 | 93,606 | 3,669 | 5 | 3,013 | 37 |
| Port Arthur, Ont. | 57 | 137,527 | 2,933 | 2 | 3,902 | 18 | 277 | 419,302 | 6,909 | 83 | 56,852 | 661 |
| Port Burwell, Ont. | 3 | 108 | 15 | | | | 1 | 2 | 3 | | | |
| Port Colborne, Ont. | 142 | 140,591 | 2,037 | 14 | 13,605 | 85 | 110 | 239,309 | 2,486 | 6 | 4,967 | 27 |
| Port Dalhousie, Ont. | 21 | 7,329 | 251 | | | | 5 | 690 | 54 | | | |
| Port Dover, Ont. | 99 | 4,541 | 378 | | | | 19 | 256 | 52 | | | |
| Port Hope, Ont. | | | | 1 | 198 | 5 | 4 | 496 | 35 | | | |
| Port McNicoll, Ont. | 12 | 33,170 | 270 | | | | 106 | 347,989 | 2,960 | 1 | 439 | 7 |
| Port Stanley, Ont. | 18 | 569 | 82 | | | | 1 | 1,748 | 23 | | | |
| Pointe à Pic, Que. | 2 | 1,251 | 23 | | | | | | | | | |
| Prescott, Ont. | 120 | 50,442 | 2,084 | 15 | 6,439 | 95 | 233 | 116,324 | 3,029 | | | |
| Quebec, Que. | 132 | 118,800 | 2,376 | 19 | 13,300 | 133 | 22 | 28,900 | 340 | 342 | 30,780 | 684 |
| Queenstown, Ont. | 588 | 608,706 | 41,391 | | | | | | | | | |
| Rainy River, Ont. | 26 | 714 | 116 | | | | 3 | 24 | 9 | | | |
| Rimouski, Que. | 7 | 5,197 | 121 | 2 | 1,657 | 12 | | | | | | |
| Rockport, Ont. | | | | | | | 32 | 386 | 100 | | | |
| Rykerts, B.C. | 8 | 344 | 72 | | | | | | | | | |
| St. John's, Que. | 9 | 299 | 56 | 140 | 16,553 | 338 | 55 | 3,359 | 445 | 857 | 88,114 | 1,714 |
| Sandwich, Ont. | 35 | 11,096 | 270 | 10 | 1,195 | 18 | 603 | 203,567 | 5,588 | 62 | 25,340 | 247 |
| Sarnia, Ont. | 4,890 | 583,556 | 30,518 | 60 | 32,024 | 348 | 7,173 | 975,378 | 61,839 | 125 | 91,216 | 765 |
| Sault Ste Marie, Ont. | 658 | 222,280 | 5,359 | 1 | 188 | 6 | 443 | 740,534 | 6,841 | 24 | 13,167 | 168 |
| Smith Falls, Ont. | 23 | 1,694 | 138 | | | | | | | | | |

| | | | | | | | | | | | | |
|--------------------|--------|-----------|---------|-------|---------|-------|--------|-----------|---------|-------|---------|-------|
| Sorel, Que. | | | | 4 | 1,822 | 18 | 1 | 2,125 | 13 | 72 | 7,363 | 144 |
| Southampton, Ont. | 5 | 332 | 22 | 2 | 594 | 10 | | | | | | |
| Thessalon, Ont. | 27 | 1,497 | 149 | | | | 10 | 3,773 | 141 | 14 | 8,153 | 98 |
| Thorold, Ont. | 24 | 13,788 | 272 | | | | 8 | 4,504 | 144 | | | |
| Three Rivers, Que. | 13 | 8,453 | 230 | 42 | 8,083 | 123 | 11 | 6,872 | 195 | 218 | 21,649 | 436 |
| Toronto, Ont. | 637 | 655,518 | 41,977 | 86 | 49,785 | 489 | 9 | 5,426 | 169 | 20 | 9,462 | 95 |
| Trenton, Ont. | 6 | 964 | 49 | 3 | 514 | 18 | | | | | | |
| Valleyfield, Que. | | | | 2 | 482 | 14 | | | | | | |
| Walkerville, Ont. | 12 | 684 | 97 | 11 | 4,712 | 65 | 75 | 29,289 | 2,771 | | | |
| Wallaceburg, Ont. | 13 | 1,112 | 102 | 10 | 2,597 | 45 | 413 | 154,089 | 1,542 | 2 | 1,054 | 23 |
| Welland, Ont. | 42 | 64,035 | 950 | 3 | 5,169 | 24 | 27 | 42,044 | 572 | | | |
| West Dock, Ont. | 65 | 12,150 | 379 | 7 | 378 | 25 | 1,239 | 200,240 | 12,312 | | | |
| Whitby Ont. | 1 | 245 | 10 | | | | 1 | 677 | 8 | | | |
| White Horse, Y.T. | | | | | | | 5 | 2,086 | 123 | 2 | 421 | 2 |
| Warton, Ont. | 93 | 12,939 | 717 | 5 | 1,536 | 26 | | | | | | |
| Windsor, Ont. | 56 | 33,520 | 828 | 21 | 6,138 | 140 | 146 | 49,173 | 3,609 | 5 | 749 | 19 |
| Wolfe Island, Ont. | 19 | 215 | 30 | | | | 3 | 3 | 3 | 1 | 3 | 2 |
| Total | 11,896 | 6,320,430 | 217,673 | 1,151 | 407,835 | 5,009 | 16,160 | 6,385,048 | 178,345 | 2,622 | 544,698 | 7,610 |

SESSIONAL PAPER No. 11a

DOUANES—RAPPORT DE LA NAVIGATION

10 GEORGE V, A. 1920

No. 17.—SUMMARY STATEMENT of Canadian and United States Vessels, trading on Inland Waters, which departed from Canadian Ports.

N° 17.—TABLEAU SOMMAIRE des navires canadiens et des Etats-Unis naviguant dans les eaux de l'intérieur, partis des ports du Canada.

RECAPITULATION—RÉCAPITULATION.

| | Vessels. | Tons Register. | Crew. |
|--|----------|---------------------|-----------|
| | navires. | Tonnage enregistré. | Equipage. |
| Canadian—Canadiens—Steam—A vapeur..... | 11,896 | 6,320,430 | 217,673 |
| Sail—A voiles..... | 1,151 | 407,835 | 5,009 |
| United States—Etats-Unis—Steam—A vapeur..... | 16,160 | 6,385,048 | 178,345 |
| Sail—A voiles..... | 2,022 | 544,698 | 7,610 |
| Total..... | 31,829 | 13,658,011 | 408,637 |

DESCRIPTION OF VESSELS—DESCRIPTIONS DES NAVIRES.

| Description. | Vessels. | Tons Register. |
|-------------------------------------|----------|---------------------|
| | Navires. | Tonnage enregistré. |
| Steam—A vapeur—Screw—A hélice..... | 26,983 | 11,709,148 |
| Paddle—A aubes..... | 1,027 | 972,035 |
| Sternwheel—Roue à l'arrière..... | 46 | 24,295 |
| Sail—A voile—Schooners—Barques..... | 716 | 338,281 |
| Sloops—Goëlettes..... | 22 | 167 |
| Barges—Barges..... | 3,035 | 614,085 |
| Total..... | 31,829 | 13,658,011 |

No. 18.—STATEMENT showing the Description, Number and Tonnage of Canadian and United States Vessels trading on the Rivers and Lakes between Canada and the United States (exclusive of Ferriage), which Arrived and Departed.

N° 18.—TABLEAU indiquant le genre, le nombre et le tonnage des navires canadiens et des Etats-Unis naviguant sur les rivières et lacs entre le Canada et les Etats-Unis (sans compter les passages d'eau) arrivés et partis.

| | Canadian—Canadiens | | | United States—Etats-Unis | | | Total. | | |
|----------------------|--------------------|---------------------|----------|--------------------------|---------------------|----------|----------|---------------------|-----------|
| | Vessels. | Tons Register. | Crew. | Vessels. | Tons Register. | Crew. | Vessels. | Tons Register. | Crew. |
| | Navires. | Tonnage enregistré. | Equipage | Navires. | Tonnage enregistré. | Equipage | Navires. | Tonnage enregistré. | Equipage. |
| Arrived—arrivés..... | 12,861 | 7,080,268 | 212,655 | 18,359 | 7,229,376 | 187,009 | 31,220 | 14,309,644 | 399,664 |
| Departed—Partis..... | 13,047 | 6,728,265 | 222,682 | 18,782 | 6,929,746 | 185,955 | 31,829 | 13,658,011 | 408,637 |
| Total..... | 25,908 | 13,808,533 | 435,337 | 37,141 | 14,159,122 | 372,964 | 63,049 | 27,967,655 | 808,301 |

No. 19—STATEMENT of Vessels, British and Foreign, employed in the Coasting Trade of the Dominion of Canada, which arrived at, or departed from, the undermentioned Ports and Outports.

N° 19.—TABLEAU des navires britanniques et étrangers faisant le cabotage au Canada, arrivés aux ports ou ports secondaires ci-dessous mentionnés au partis de nos ports.

STEAMERS—VAPEURS.

SESSIONAL PAPER No. 11a

DOCUMENTS—RAPPORT DE LA NAVIGATION

| Ports and Outports. Ports et ports secondaires. | Vessels Arrived—Arrivés. | | | | | | Vessels Departed—Partis. | | | | | |
|--|--------------------------|---------------------------------------|--------------------|----------------------|---------------------------------------|--------------------|--------------------------|---------------------------------------|--------------------|----------------------|---------------------------------------|--------------------|
| | British—Britanniques. | | | Foreign—Etrangers. | | | British—Britanniques. | | | Foreign—Etrangers. | | |
| | Vessels. Navires. | Tons Register. Tonnage enregistré. | Crew. Equipage. | Vessels. Navires. | Tons Register. Tonnage enregistré. | Crew. Equipage. | Vessels. Navires. | Tons Register. Tonnage enregistré. | Crew. Equipage. | Vessels. Navires. | Tons Register. Tonnage enregistré. | Crew. Equipage. |
| Alert Bay, B.C. | 680 | 388,687 | 22,405 | | | | 684 | 386,532 | 22,339 | | | |
| Amherstburg, Ont. | 86 | 17,853 | 869 | | | | 17 | 845 | 92 | | | |
| Annapolis Royal, N.S. | 98 | 5,531 | 686 | | | | 100 | 5,628 | 699 | | | |
| Antigonish, N.S. | 37 | 2,365 | 364 | | | | 36 | 2,292 | 354 | | | |
| Anyox, B.C. | 252 | 198,263 | 10,247 | 3 | 2,262 | 65 | 235 | 199,169 | 10,168 | | | |
| Aricat, N.S. | 453 | 41,990 | 3,952 | | | | 486 | 42,010 | 3,853 | 7 | 251 | 39 |
| Baddeck, N.S. | 214 | 51,350 | 2,657 | | | | 209 | 44,377 | 2,488 | 5 | 7,071 | 183 |
| Barrington Passage, N.S. | 622 | 30,022 | 5,072 | 12 | 112 | 37 | 622 | 30,022 | 5,072 | 11 | 115 | 28 |
| Barton, N.S. | 10 | 110 | 20 | | | | 11 | 248 | 31 | | | |
| Bath, Ont. | 101 | 1,662 | 224 | | | | 95 | 1,140 | 190 | | | |
| Bathurst, N.B. | 10 | 5,207 | 171 | | | | 11 | 5,217 | 173 | | | |
| Beau River, N.S. | 52 | 3,516 | 357 | | | | 52 | 3,516 | 357 | | | |
| Bolliveau's Cove, N.S. | 8 | 231 | 32 | | | | 8 | 231 | 32 | | | |
| Belleville, Ont. | 47 | 26,807 | 1,297 | | | | 5 | 718 | 54 | | | |
| Blind River, Ont. | 54 | 16,679 | 856 | | | | 10 | 2,723 | 110 | | | |
| Bridgetown, N.S. | 36 | 2,014 | 216 | | | | 36 | 2,016 | 216 | | | |
| Bridgewater, N.S. | 15 | 628 | 76 | | | | 15 | 626 | 76 | | | |
| Britannia Beach, B.C. | 967 | 226,137 | 11,931 | | | | 939 | 221,137 | 11,171 | | | |
| Brockville, Ont. | 150 | 151,258 | 9,477 | | | | 97 | 133,134 | 7,357 | | | |
| Bruce Mines, Ont. | 240 | 56,984 | 3,162 | | | | 92 | 18,685 | 998 | | | |
| Buctouche, N.B. | | | | | | | 2 | 12 | 5 | | | |
| Butedale, B.C. | 222 | 98,201 | 6,378 | | | | 221 | 98,413 | 6,398 | | | |
| Byng Inlet, Ont. | 14 | 2,464 | 129 | 2 | 853 | 26 | 37 | 56,765 | 565 | 3 | 3,785 | 57 |
| Campbellton, N.B. | 1 | 2,529 | 41 | 1 | 97 | 12 | 1 | 2,529 | 41 | | 97 | 12 |
| Campo Bello, N.B. | 140 | 25,051 | 1,557 | | | | 144 | 23,514 | 1,505 | | | |
| Canning, N.S. | 2 | 92 | 14 | | | | 2 | 92 | 14 | | | |
| Canso, N.S. | 1,087 | 138,663 | 11,126 | 24 | 2,982 | 210 | 1,091 | 139,214 | 11,161 | 18 | 1,260 | 151 |
| Caracquet, N.B. | 1 | 42 | 4 | | | | 1 | 42 | 4 | | | |
| Cardigan, P.E.I. | 1 | 50 | 5 | | | | 1 | 50 | 5 | | | |
| Carerosas, Y.T. | 44 | 27,896 | 1,073 | | | | 44 | 27,896 | 1,073 | | | |
| Charlottetown, P.E.I. | 68 | 15,231 | 780 | | | | 68 | 16,500 | 746 | | | |
| Chatham, N.B. | 37 | 7,482 | 319 | | | | 34 | 7,546 | 305 | | | |
| Chatham, Ont. | 48 | 13,125 | 623 | | | | 12 | 3,078 | 147 | | | |
| Chemainus, B.C. | 326 | 36,570 | 1,943 | | | | 312 | 36,780 | 1,864 | | | |
| Chester, N.S. | 30 | 1,127 | 89 | | | | 18 | 486 | 65 | | | |
| Cheticamp, N.S. | 74 | 5,746 | 784 | | | | 75 | 6,047 | 797 | | | |
| Chicoutimi, Que. | 93 | 117,413 | 4,810 | | | | 95 | 123,670 | 4,920 | | | |
| Chippawa, Ont. | 1 | 35 | 4 | | | | 1 | 51 | 3 | | | |

N° 19.—TABLEAU des navires britanniques et étrangers faisant le cabotage, etc.—Suite.

STEAMERS—VAPEURS—Continued.

| Ports and Outports. Ports et ports secondaires. | Vessels Arrived—Arrivés. | | | | | | Vessels Departed—Partis. | | | | | | | |
|--|--------------------------|---------------------|-----------|--------------------|---------------------|-----------|--------------------------|---------------------|-----------|--------------------|---------------------|-----------|--------|-----|
| | British—Britanniques. | | | Foreign—Etrangers. | | | British—Britanniques. | | | Foreign—Etrangers. | | | | |
| | Vessels. | Tons Register. | Crew. | Vessels. | Tons Register. | Crew. | Vessels. | Tons Register. | Crew. | Vessels. | Tons Register. | Crew. | | |
| | Navires. | Tonnage enregistré. | Equipage. | Navires. | Tonnage enregistré. | Equipage. | Navires. | Tonnage enregistré. | Equipage. | Navires. | Tonnage enregistré. | Equipage. | | |
| Church Point, N.S. | 4 | 204 | 22 | | | | | | 4 | 204 | 22 | | | |
| Clark's Harbour, N.S. | 348 | 18,370 | 2,978 | | | | | | 348 | 18,370 | 2,978 | | | |
| Clementsport, N.S. | 18 | 1,008 | 108 | | | | | | 18 | 1,008 | 108 | | | |
| Cobourg, Ont. | 4 | 328 | 24 | | | | | | 3 | 259 | 17 | | | |
| Cockburn Island, Ont. | 123 | 27,150 | 1,838 | | | | | | 36 | 4,527 | 283 | | | |
| Collingwood, Ont. | 68 | 49,713 | 967 | | | | | | 61 | 28,444 | 816 | | | |
| Cornwall, Ont. | 97 | 64,551 | 2,410 | | | | | | 8 | 3,853 | 103 | | | |
| Courtright, Ont. | 1 | 1,644 | 24 | | | | | | 1 | 1,644 | 24 | | | |
| Cutler, Ont. | 305 | 41,377 | 2,121 | | | | | | 309 | 44,631 | 2,332 | | | |
| Dalhousie, N.B. | 1 | 38 | 8 | | | | | | 2 | 43 | 11 | | | |
| Dawson, Y.T. | 52 | 27,774 | 1,265 | | | | | | 51 | 27,518 | 1,225 | | | |
| Depot Harbour, Ont. | 12 | 30,213 | 265 | 12 | 35,617 | 332 | | | 11 | 25,870 | 234 | 4 | 10,666 | 107 |
| Deseronto, Ont. | | | | | | | | | 1 | 76 | 5 | | | |
| Digby, N.S. | 649 | 219,414 | 13,520 | | | | | | 636 | 218,567 | 12,382 | | | |
| Ellis Bay, Que. | 34 | 17,000 | 574 | 8 | 4,863 | 168 | | | 25 | 12,500 | 425 | 3 | 21 | 4 |
| Erieau, Ont. | 10 | 369 | 65 | | | | | | 7 | 217 | 43 | | | |
| Esquimaux Point, Que. | 52 | 6,908 | 685 | | | | | | 51 | 6,828 | 673 | | | |
| Forty Mile, Y.T. | 2 | 746 | 46 | | | | | | 3 | 1,536 | 71 | | | |
| Fort William, Ont. | 424 | 893,787 | 17,592 | | | | | | 577 | 1,382,965 | 23,334 | | | |
| Freeport, N.S. | 174 | 22,525 | 2,071 | | | | | | 114 | 15,555 | 1,331 | | | |
| Gananoque, Ont. | 112 | 45,537 | 2,494 | 27 | 486 | 108 | | | 1 | 30 | 3 | | | |
| Gaspé, Que. | 23 | 11,243 | 427 | | | | | | 23 | 11,243 | 427 | | | |
| Georgetown, P.E.I. | 85 | 18,278 | 935 | | | | | | 85 | 18,278 | 932 | | | |
| Glace Bay, N.S. | 1 | 80 | 7 | | | | | | 1 | 80 | 7 | | | |
| Goderich, Ont. | 82 | 140,509 | 1,733 | 12 | 18,207 | 360 | | | 49 | 69,765 | 983 | 28 | 52,856 | 766 |
| Gore Bay, Ont. | 389 | 80,286 | 5,017 | | | | | | 261 | 38,974 | 2,122 | | | |
| Grand Narrows, N.S. | 4 | 399 | 52 | 1 | 235 | 33 | | | 4 | 399 | 52 | 1 | 235 | 33 |
| Guysboro, N.S. | 329 | 27,033 | 2,863 | | | | | | 328 | 27,025 | 2,855 | | | |
| Halifax, N.S. | 1,166 | 745,431 | 23,037 | 52 | 42,774 | 1,061 | | | 1,120 | 313,350 | 13,996 | 18 | 8,057 | 193 |
| Hamilton, Ont. | 682 | 285,247 | 17,725 | | | | | | 656 | 266,815 | 17,162 | | | |
| Hantsport, N.S. | 24 | 719 | 186 | | | | | | 23 | 2,495 | 170 | | | |
| Hillsboro, N.B. | 2 | 72 | 12 | | | | | | 2 | 72 | 12 | | | |
| Indian Island, N.B. | | | | | | | | | 1 | 12 | 2 | | | |
| Iona, N.S. | 287 | 27,892 | 1,438 | | | | | | 287 | 27,892 | 1,438 | | | |
| Iroquois, Ont. | 59 | 13,393 | 1,003 | | | | | | 59 | 13,393 | 1,003 | | | |
| Isaac's Harbour, N.S. | 116 | 26,439 | 1,452 | 3 | 36 | 9 | | | 118 | 26,461 | 1,421 | 3 | 94 | 14 |
| Kaslo, B.C. | 389 | 234,385 | 8,320 | | | | | | 389 | 235,518 | 8,322 | | | |
| Kenora, Ont. | 2 | 92 | 14 | | | | | | 3 | 133 | 19 | | | |
| Kentville, N.S. | 69 | 3,633 | 483 | | | | | | 69 | 3,633 | 483 | | | |
| Key Harbour, Ont. | | | | | | | | | 2 | 3,275 | 40 | 4 | 6,944 | 85 |

| | | | | | | | | | | | | |
|--------------------------------|-------|-----------|--------|----|---------|-------|-------|-----------|--------|----|---------|-------|
| Kincardine, Ont..... | 5 | 441 | 22 | | | | 6 | 710 | 32 | | | |
| Kingsport, N.S..... | 1 | 36 | 5 | | | | 1 | 36 | 5 | | | |
| Kingston, Ont..... | 454 | 154,473 | 7,260 | 16 | 794 | 86 | 308 | 59,640 | 3,829 | 13 | 607 | 69 |
| Kingsville, Ont..... | 180 | 43,555 | 1,973 | | | | 182 | 44,032 | 1,995 | | | |
| Ladner, B.C..... | 91 | 5,404 | 505 | 4 | 74 | 18 | 91 | 6,452 | 543 | 2 | 37 | 14 |
| Ladysmith, B.C..... | 1,850 | 691,742 | 17,216 | | | | 1,860 | 689,121 | 17,425 | | | |
| La Have, N.S..... | 94 | 4,578 | 691 | | | | 100 | 5,857 | 611 | | | |
| Leamington, Ont..... | 280 | 68,040 | 3,080 | | | | | | | | | |
| Levis, Que..... | 1 | 1,139 | 18 | | | | 40 | 32,000 | 690 | 61 | 73,200 | 2,013 |
| Little Current, Ont..... | 494 | 96,042 | 6,032 | | | | 48 | 26,628 | 526 | | | |
| Liverpool, N.S..... | 162 | 6,186 | 782 | 17 | 489 | 63 | 160 | 5,083 | 742 | 15 | 492 | 51 |
| Lockport, N.S..... | 23 | 1,074 | 141 | | | | 24 | 1,074 | 144 | | | |
| Lord's Cove, N.B..... | 84 | 4,178 | 534 | 4 | 36 | 8 | 112 | 4,513 | 598 | 10 | 133 | 20 |
| Louisburg, N.S..... | 289 | 146,609 | 5,258 | 20 | 18,204 | 582 | 328 | 178,437 | 5,821 | 8 | 15,104 | 305 |
| Lower East Pubnico, N.S..... | 165 | 10,700 | 1,408 | | | | 153 | 10,628 | 1,397 | | | |
| Lunenburg, N.S..... | 108 | 4,743 | 534 | 1 | 7 | 2 | 107 | 4,657 | 529 | 1 | 38 | 7 |
| Mabou, N.S..... | 20 | 1,620 | 244 | | | | 20 | 1,620 | 244 | | | |
| Magdalen Islands, Que..... | 41 | 4,018 | 369 | | | | 41 | 4,018 | 369 | | | |
| Mahone Bay, N.S..... | 12 | 427 | 56 | | | | 13 | 494 | 62 | | | |
| Margaree, N.S..... | 69 | 5,479 | 717 | | | | 69 | 5,479 | 714 | | | |
| Margaretsville, N.S..... | 61 | 3,097 | 420 | | | | 61 | 3,142 | 429 | | | |
| Meaford, Ont..... | 62 | 13,768 | 723 | | | | 62 | 13,768 | 723 | | | |
| Meteghan River, N.S..... | 3 | 100 | 12 | | | | 3 | 100 | 12 | | | |
| Michipicoten Harbour, Ont..... | 28 | 31,112 | 551 | | | | 15 | 6,847 | 278 | | | |
| Middleton, N.S..... | 51 | 2,583 | 357 | | | | 51 | 2,653 | 357 | | | |
| Midland, Ont..... | 93 | 183,409 | 1,778 | 33 | 114,019 | 913 | 104 | 159,689 | 1,809 | 22 | 49,450 | 544 |
| Moncton, N.B..... | 64 | 2,361 | 356 | | | | 65 | 2,410 | 363 | | | |
| Montague Bridge, P.E.I..... | 44 | 9,214 | 472 | | | | 46 | 9,362 | 481 | | | |
| Montreal, Que..... | 2,278 | 1,105,768 | 54,062 | 16 | 13,792 | 992 | 2,235 | 1,070,944 | 53,373 | 17 | 14,654 | 1,054 |
| Morrisburg, Ont..... | 59 | 13,393 | 1,003 | | | | 59 | 13,393 | 1,003 | | | |
| Murray Harbour, P.E.I..... | 16 | 3,472 | 176 | | | | 16 | 3,472 | 176 | | | |
| Nanaimo, B.C..... | 3,107 | 641,572 | 42,910 | | | | 3,048 | 642,282 | 40,880 | | | |
| Napanee, Ont..... | | | | | | | 2 | 161 | 11 | | | |
| Nelson, B.C..... | 1,100 | 605,112 | 21,883 | | | | 1,100 | 605,112 | 21,883 | | | |
| New Campbellton, N.S..... | 4 | 287 | 32 | | | | 4 | 287 | 32 | | | |
| New Westminster, B.C..... | 951 | 46,053 | 6,520 | | | | 978 | 45,242 | 6,577 | | | |
| Niagara, Ont..... | 530 | 531,402 | 13,702 | | | | 961 | 944,413 | 65,353 | | | |
| North East Harbour, N.S..... | 88 | 4,723 | 754 | | | | 88 | 4,717 | 748 | | | |
| North Head, N.B..... | 49 | 2,788 | 202 | 1 | 19 | 2 | 51 | 3,012 | 201 | 1 | 19 | 2 |
| North Sydney, N.S..... | 114 | 143,145 | 4,013 | 17 | 7,214 | 461 | 118 | 61,217 | 2,223 | 11 | 3,573 | 253 |
| Ocean Falls, B.C..... | 971 | 360,868 | 20,877 | | | | 969 | 361,731 | 21,151 | | | |
| Ottawa, Ont..... | 104 | 10,265 | 1,072 | | | | 97 | 9,200 | 981 | | | |
| Owen Sound, Ont..... | 232 | 114,726 | 4,560 | 12 | 13,285 | 272 | 183 | 44,956 | 11,659 | 12 | 13,285 | 272 |
| Parrsboro, N.S..... | 106 | 3,419 | 579 | 1 | 800 | 8 | 109 | 3,354 | 574 | | | |
| Parry Sound, Ont..... | 94 | 20,579 | 1,758 | | | | 93 | 20,106 | 1,715 | | | |
| Paspébiac, Que..... | 5 | 74 | 15 | | | | 6 | 83 | 17 | | | |
| Penetanguishene, Ont..... | 75 | 16,040 | 1,536 | | | | 75 | 16,097 | 1,538 | | | |
| Pictou, Ont..... | 160 | 70,388 | 3,901 | | | | 41 | 6,560 | 309 | | | |
| Pictou, N.S..... | 135 | 21,794 | 1,463 | | | | 132 | 17,773 | 1,328 | | | |
| Point au Pic, Que..... | 2 | 1,080 | 34 | | | | | | | | | |
| Point Edward, Ont..... | 131 | 200,562 | 6,182 | | | | 172 | 225,094 | 7,115 | | | |
| Port Alberni, B.C..... | 448 | 54,944 | 3,307 | | | | 445 | 54,966 | 3,417 | | | |
| Port Arthur, Ont..... | 338 | 813,218 | 21,597 | 45 | 122,279 | 1,070 | 310 | 781,796 | 19,124 | 64 | 187,518 | 1,734 |
| Port Burwell, Ont..... | 37 | 1,354 | 240 | | | | 38 | 1,421 | 233 | | | |
| Port Clyde, N.S..... | 83 | 4,587 | 721 | | | | 82 | 4,508 | 716 | | | |
| Port Colborne, Ont..... | 132 | 171,031 | 2,220 | 29 | 68,970 | 691 | 86 | 75,045 | 1,491 | 6 | 1,979 | 108 |
| Port Dalhousie, Ont..... | 367 | 167,457 | 5,056 | 5 | 659 | 45 | 375 | 161,349 | 5,228 | 7 | 335 | 65 |
| Port Dover, Ont..... | 22 | 748 | 128 | | | | 24 | 799 | 136 | | | |
| Port Elgin, N.B..... | 1 | 66 | 8 | | | | 1 | 66 | 8 | | | |
| Port George, N.S..... | 48 | 2,505 | 336 | | | | 48 | 2,505 | 336 | | | |

N° 19.—TABLEAU des navires britanniques et étrangers faisant le cabotage, etc.—Suite.

STEAMERS—VAPEURS—Concluded.

| Ports and Outports. Ports et ports secondaires. | Vessels Arrived—Arrivés. | | | | | | Vessels Departed—Partis. | | | | | |
|--|--------------------------|---------------------|-----------|--------------------|---------------------|-----------|--------------------------|---------------------|-----------|--------------------|---------------------|-----------|
| | British—Britanniques. | | | Foreign—Étrangers. | | | British—Britanniques. | | | Foreign—Étrangers. | | |
| | Vessels. | Tons Register. | Crew. | Vessels. | Tons Register. | Crew. | Vessels. | Tons Register. | Crew. | Vessels. | Tons Register. | Crew. |
| | Navires. | Tonnage enregistré. | Equipage. | Navires. | Tonnage enregistré. | Equipage. | Navires. | Tonnage enregistré. | Equipage. | Navires. | Tonnage enregistré. | Equipage. |
| Port Hawkesbury, N.S. | 333 | 141,286 | 4,451 | 3 | 103 | 18 | 337 | 141,502 | 4,453 | 3 | 208 | 16 |
| Port Hastings, N.S. | 53 | 3,369 | 638 | 10 | 8,895 | 268 | 46 | 3,629 | 406 | 4 | 5,163 | 134 |
| Port Hood, N.S. | 195 | 16,150 | 2,016 | | | | 195 | 15,070 | 1,983 | | | |
| Port Hope, Ont. | 2 | 71 | 14 | | | | 1 | 25 | 5 | | | |
| Port La Tour, N.S. | 94 | 3,136 | 783 | | | | 94 | 3,136 | 783 | | | |
| Port Matilda, Ont. | 21 | 7,532 | 302 | | | | 21 | 7,532 | 302 | | | |
| Port Morien, N.S. | 11 | 880 | 97 | | | | 11 | 880 | 97 | | | |
| Port Mulgrave, N.S. | 1,011 | 80,455 | 8,680 | 16 | 8,220 | 203 | 1,009 | 80,096 | 8,588 | 5 | 1,957 | 70 |
| Port McNicoll, Ont. | 161 | 443,059 | 7,076 | | | | 141 | 343,327 | 6,448 | | | |
| Port Simpson, B.C. | 140 | 86,414 | 5,480 | 10 | 163 | 31 | 141 | 87,241 | 5,508 | 12 | 174 | 34 |
| Port Stanley, Ont. | 35 | 2,962 | 230 | | | | 37 | 1,451 | 223 | | | |
| Port Wade, N.S. | 1 | 60 | 7 | | | | 1 | 60 | 7 | | | |
| Port Williams, N.S. | 2 | 92 | 14 | | | | 2 | 92 | 14 | | | |
| Powell River, B.C. | 1,248 | 336,357 | 27,332 | | | | 1,238 | 335,991 | 27,188 | | | |
| Prescott, Ont. | 147 | 199,820 | 12,232 | | | | 157 | 201,255 | 13,066 | | | |
| Prince Rupert, B.C. | 1,457 | 558,822 | 31,601 | 35 | 2,038 | 266 | 1,591 | 608,000 | 34,263 | 36 | 4,043 | 295 |
| Pugwash, N.S. | 2 | 170 | 19 | | | | 2 | 170 | 19 | | | |
| Quebec, Que. | 424 | 290,800 | 19,200 | 13 | 11,700 | 195 | 741 | 614,850 | 25,598 | 28 | 25,200 | 420 |
| Queenston, Ont. | 457 | 454,759 | 31,386 | | | | 31 | 32,156 | 2,109 | | | |
| Rainy River, Ont. | 3 | 197 | 15 | | | | 3 | 107 | 15 | | | |
| Richibucto, N.B. | 11 | 461 | 42 | | | | 12 | 471 | 47 | | | |
| River John, N.S. | 1 | 13 | 5 | | | | 1 | 13 | 5 | | | |
| Rivière du Loup, Que. | 2 | 2,320 | 109 | | | | 2 | 2,320 | 100 | | | |
| Rockport, Ont. | 51 | 11,174 | 839 | | | | 2 | 52 | 6 | 12 | 216 | 48 |
| Salmon River, N.S. | 1 | 24 | 5 | | | | 1 | 24 | 5 | | | |
| Sandy Point, N.S. | 36 | 1,582 | 204 | | | | 35 | 1,580 | 287 | | | |
| Sandwich, Ont. | 19 | 931 | 123 | | | | 15 | 690 | 95 | | | |
| Sandy Cove, N.S. | 93 | 2,120 | 298 | | | | 91 | 2,066 | 267 | | | |
| Sarnia, Ont. | 211 | 243,659 | 5,596 | | | | 221 | 251,140 | 4,503 | | | |
| Sault Ste. Marie, Ont. | 1,941 | 1,187,230 | 44,743 | | | | 687 | 547,778 | 18,328 | | | |
| Sherbrooke, N.S. | 43 | 4,257 | 430 | | | | 43 | 4,257 | 430 | | | |
| Shediac, N.B. | 9 | 413 | 39 | | | | 11 | 1,292 | 52 | | | |
| Shet Harbour, N.S. | 150 | 29,790 | 2,087 | | | | 150 | 29,634 | 2,091 | | | |
| Shellburne, N.S. | 14 | 639 | 90 | 5 | 194 | 58 | 14 | 643 | 90 | | | |
| Shippegan, N.B. | 4 | 175 | 19 | | | | 3 | 133 | 14 | | | |
| Sidney, B.C. | 521 | 45,340 | 3,899 | | | | 525 | 39,609 | 3,855 | | | |
| Smith's Falls, Ont. | 27 | 4,239 | 378 | | | | 28 | 4,396 | 392 | | | |
| Sorel, Que. | 546 | 852,280 | 33,117 | | | | 515 | 839,734 | 32,687 | | | |
| Souris, P.E.I. | 96 | 9,477 | 1,402 | | | | 95 | 9,158 | 1,385 | | | |
| Steveston, B.C. | 412 | 17,759 | 2,168 | | | | 447 | 18,496 | 2,286 | | | |
| Stewart, B.C. | 92 | 1,680 | 368 | | | | 92 | 1,680 | 366 | | | |

| | | | | | | | | | | | | |
|--------------------|--------|------------|-----------|-----|---------|--------|--------|------------|-----------|-----|---------|--------|
| St. Andrews, N.B. | 264 | 16,436 | 1,346 | 9 | 150 | 17 | 307 | 18,066 | 1,499 | 5 | 112 | 13 |
| St. George, N.B. | 39 | 2,460 | 302 | | | | 35 | 2,204 | 278 | | | |
| St. John, N.B. | 1,068 | 323,304 | 18,021 | | | | 1,072 | 347,034 | 19,118 | | | |
| St. Martins, N.B. | 5 | 202 | 26 | | | | 5 | 202 | 26 | | | |
| St. Peters, N.S. | 59 | 5,834 | 739 | | | | 60 | 5,951 | 741 | | | |
| St. Stephen, N.B. | 120 | 7,661 | 630 | | | | 127 | 8,912 | 652 | 1 | 10 | 2 |
| Summerside, P.E.I. | 1 | 119 | 12 | | | | 1 | 119 | 12 | | | |
| Sydney, N.S. | 777 | 1,063,024 | 24,844 | 176 | 236,029 | 6,924 | 566 | 442,381 | 13,371 | 29 | 36,219 | 878 |
| Thessalon, Ont. | 219 | 60,658 | 3,900 | | | | 103 | 21,867 | 1,150 | | | |
| Three Rivers, Que. | 477 | 838,784 | 21,484 | | | | 479 | 842,420 | 21,684 | | | |
| Thorold, Ont. | 17 | 13,721 | 282 | 8 | 4,504 | 144 | | | | | | |
| Toronto, Ont. | 1,081 | 524,832 | 26,309 | 3 | 1,975 | 135 | 1,008 | 473,706 | 24,970 | 4 | 3,235 | 205 |
| Union Bay, B.C. | 1,065 | 254,373 | 15,579 | | | | 1,063 | 260,198 | 15,522 | | | |
| Valley field, Que. | 1 | 204 | 10 | | | | 1 | 204 | 10 | | | |
| Vancouver, B.C. | 9,563 | 2,817,031 | 173,604 | | | | 9,839 | 3,142,040 | 176,332 | | | |
| Victoria, B.C. | 3,728 | 2,032,139 | 92,464 | | | | 3,835 | 1,709,998 | 93,574 | | | |
| Walkerville, Ont. | 17 | 826 | 117 | | | | 13 | 1,144 | 106 | | | |
| Wallaceburg, Ont. | 13 | 769 | 84 | | | | 21 | 2,165 | 197 | | | |
| Welland, Ont. | 31 | 45,987 | 602 | | | | 4 | 4,008 | 71 | | | |
| West Dock, Ont. | 181 | 43,983 | 1,991 | | | | 181 | 43,983 | 1,991 | | | |
| Westport, N.S. | 161 | 24,763 | 2,119 | 14 | 251 | 40 | 160 | 26,460 | 2,100 | 20 | 365 | 61 |
| Weymouth, N.S. | 355 | 7,550 | 1,081 | | | | 355 | 7,567 | 1,085 | | | |
| White Horse, Y.T. | 107 | 35,636 | 1,704 | | | | 109 | 35,836 | 1,710 | | | |
| White Rock, B.C. | 23 | 609 | 77 | | | | 17 | 353 | 45 | | | |
| Wiaarton, Ont. | 90 | 12,474 | 798 | | | | 93 | 12,939 | 717 | | | |
| Windsor, N.S. | 44 | 4,074 | 265 | 1 | 800 | 26 | 40 | 1,422 | 213 | | | |
| Windsor, Ont. | 74 | 23,602 | 873 | 14 | 11,624 | 254 | 81 | 33,883 | 942 | 10 | 8,070 | 162 |
| Wolfville, N.S. | 4 | 148 | 24 | | | | 4 | 148 | 24 | | | |
| Yarmouth, N.S. | 284 | 20,895 | 2,806 | 5 | 336 | 26 | 349 | 27,747 | 2,839 | 25 | 989 | 124 |
| Total | 59,076 | 24,666,439 | 1,129,514 | 701 | 756,161 | 16,310 | 56,407 | 22,652,010 | 1,083,012 | 558 | 543,600 | 10,813 |

SAILING VESSELS—NAVIRES.

| | | | | | | | | | | | | |
|--------------------------|-----|---------|-----|----|--------|-----|-----|---------|-----|----|--------|-----|
| Albert, N.B. | 25 | 1,181 | 72 | | | | 26 | 1,240 | 75 | | | |
| Alberton, P.E.I. | 23 | 948 | 99 | | | | 24 | 961 | 93 | | | |
| Alert Bay, B.C. | 1 | 1,343 | 6 | | | | 1 | 490 | 5 | | | |
| Amherst, N.S. | 1 | 70 | 4 | | | | 1 | 70 | 4 | | | |
| Amherstburg, Ont. | 9 | 4,140 | 75 | | | | 7 | 3,392 | 61 | | | |
| Annapolis Royal, N.S. | 69 | 2,598 | 196 | 1 | 147 | 5 | 69 | 2,667 | 197 | 1 | 216 | 5 |
| Antigonish, N.S. | 9 | 382 | 25 | | | | 10 | 411 | 26 | | | |
| Anyox, B.C. | 63 | 54,050 | 197 | 19 | 25,621 | 110 | 63 | 54,198 | 187 | 12 | 16,474 | 78 |
| Arichat, N.S. | 207 | 7,404 | 689 | | | | 207 | 7,265 | 675 | | | |
| Baddeck, N.S. | 140 | 5,518 | 523 | 31 | 1,402 | 325 | 140 | 5,127 | 436 | 38 | 1,857 | 357 |
| Barrington Passage, N.S. | 43 | 1,360 | 48 | | | | 52 | 2,011 | 174 | | | |
| Barton, N.S. | 18 | 578 | 43 | | | | 18 | 788 | 44 | 2 | 239 | 7 |
| Bath, Ont. | 4 | 102 | 8 | | | | 4 | 102 | 8 | | | |
| Bathurst, N.B. | 59 | 1,485 | 200 | 1 | 355 | 7 | 56 | 1,457 | 221 | 1 | 355 | 7 |
| Bear River, N.S. | 9 | 1,630 | 40 | 1 | 191 | 6 | 9 | 336 | 20 | | | |
| Belliveau's Cove, N.S. | 43 | 1,401 | 94 | 5 | 95 | 24 | 47 | 2,648 | 113 | 5 | 95 | 23 |
| Belleville, Ont. | | | | | | | 1 | 635 | 14 | | | |
| Bridgetown, N.S. | | | | | | | 1 | 132 | 5 | | | |
| Bridgewater, N.S. | 21 | 4,565 | 78 | | | | 8 | 1,048 | 33 | | | |
| Britannia Beach, B.C. | 181 | 127,582 | 706 | | | | 176 | 123,795 | 698 | | | |
| Brockville, Ont. | 5 | 2,455 | 24 | | | | 2 | 962 | 8 | | | |
| Buctouche, N.B. | 33 | 560 | 93 | | | | 34 | 1,573 | 94 | | | |
| Campbellton, N.B. | 23 | 715 | 105 | 1 | 500 | 10 | 23 | 623 | 74 | | | |

No. 19.—STATEMENT of Vessels, British and Foreign, employed in the Coasting Trade, etc.—Continued.

90

N° 19.—TABLEAU des navires britanniques et étrangers faisant le cabotage, etc.—Suite.

SAILING VESSELS—NAVIRES—Continued.

| Ports and Outports. Ports et ports secondaires. | Vessels Arrived—Arrivés. | | | | | | Vessels Departed—Partis. | | | | | |
|--|--------------------------|---------------------|-----------|--------------------|---------------------|-----------|--------------------------|---------------------|-----------|--------------------|---------------------|-----------|
| | British—Britanniques. | | | Foreign—Etrangers. | | | British—Britanniques. | | | Foreign—Etrangers. | | |
| | Vessels. | Tons Register. | Crew. | Vessels. | Tons Register. | Crew. | Vessels. | Tons Register. | Crew. | Vessels. | Tons Register. | Crew. |
| | Navires. | Tonnage enregistré. | Equipage. | Navires. | Tonnage enregistré. | Equipage. | Navires. | Tonnage enregistré. | Equipage. | Navires. | Tonnage enregistré. | Equipage. |
| Canning, N.S. | 22 | 838 | 53 | | | 23 | 838 | 53 | | | | |
| Canso, N.S. | 305 | 13,968 | 1,111 | 9 | 883 | 56 | 317 | 14,304 | 1,202 | 4 | 623 | 22 |
| Caraquet, N.B. | 204 | 4,140 | 860 | | | | 2,018 | 4,284 | 874 | | | |
| Cardigan, P.E.I. | 10 | 736 | 40 | | | | 9 | 660 | 35 | | | |
| Carcross, Y.T. | 2 | 56 | 2 | | | | 2 | 56 | 2 | | | |
| Chandler, Que. | | | | 1 | 176 | 10 | | | | 1 | 176 | 10 |
| Charlottetown, P.E.I. | 530 | 34,816 | 1,614 | | | | 527 | 35,083 | 1,599 | | | |
| Chatham, N.B. | 97 | 4,855 | 352 | | | | 100 | 4,957 | 371 | | | |
| Chatham, Ont. | 3 | 838 | 20 | | | | 2 | 460 | 8 | | | |
| Chester, N.S. | 84 | 3,464 | 317 | | | | 108 | 4,518 | 353 | | | |
| Cheticamp, N.S. | 36 | 877 | 129 | | | | 37 | 919 | 132 | | | |
| Church Point, N.S. | 16 | 333 | 30 | | | | 17 | 837 | 37 | | | |
| Clark's Harbour, N.S. | 83 | 1,621 | 232 | | | | 76 | 1,298 | 111 | | | |
| Clementsport, N.S. | 4 | 279 | 16 | | | | 5 | 428 | 21 | | | |
| Crapaud, P.E.I. | 19 | 1,736 | 70 | | | | 19 | 1,736 | 70 | | | |
| Dalhousie, N.B. | 9 | 433 | 27 | | | | 9 | 433 | 26 | 1 | 500 | 10 |
| Dawson, Y.T. | 32 | 4,882 | 64 | 1 | 324 | 2 | 27 | 4,818 | 54 | 2 | 688 | 4 |
| Digby, N.S. | 108 | 4,160 | 347 | 2 | 30 | 4 | 107 | 4,642 | 328 | 1 | 17 | 3 |
| Esquimaux Point, Que. | 52 | 2,590 | 256 | | | | 51 | 6,802 | 262 | | | |
| Forty Mile, Y.T. | | | | | | | 5 | 18 | 10 | | | |
| Fort William, Ont. | 8 | 14,270 | 66 | | | | 13 | 21,277 | 167 | | | |
| Freeport, N.S. | 43 | 1,326 | 103 | | | | 43 | 1,540 | 94 | | | |
| Gaspé, Que. | 50 | 9,669 | 342 | | | | 58 | 9,251 | 335 | | | |
| Georgetown, P.E.I. | 58 | 3,152 | 173 | | | | 57 | 3,217 | 166 | | | |
| Glace Bay, N.S. | 25 | 1,008 | 80 | | | | 23 | 890 | 69 | | | |
| Goderich, Ont. | 2 | 3,902 | 18 | | | | 3 | 6,251 | 25 | | | |
| Grand Narrows, N.S. | 2 | 101 | 5 | | | | 2 | 101 | 5 | | | |
| Guysborough, N.S. | 33 | 1,479 | 83 | | | | 33 | 1,420 | 81 | | | |
| Halifax, N.S. | 1,351 | 152,702 | 5,428 | 3 | 758 | 50 | 1,143 | 135,328 | 3,867 | 18 | 5,269 | 110 |
| Hantsport, N.S. | 21 | 8,622 | 66 | | | | 24 | 12,365 | 85 | | | |
| Hillsboro, N.B. | 6 | 1,826 | 16 | 3 | 1,023 | 18 | 5 | 225 | 11 | | | |
| Isaacs Harbour, N.S. | 23 | 1,330 | 79 | | | | 24 | 1,428 | 85 | | | |
| Joggins Mines, N.S. | 10 | 794 | 34 | | | | 5 | 248 | 16 | | | |
| Kentville, N.S. | 32 | 834 | 70 | | | | 32 | 834 | 70 | | | |
| Key Harbour, Ont. | | | | | | | 1 | 1,951 | 9 | | | |
| Kincardine, Ont. | 3 | 521 | 19 | | | | 3 | 521 | 19 | | | |
| Kingsport, N.S. | 25 | 2,177 | 78 | | | | 22 | 810 | 52 | | | |
| Kingston, Ont. | 232 | 132,940 | 1,378 | 49 | 25,470 | 324 | 121 | 66,078 | 612 | 35 | 22,088 | 220 |
| Ladner, B.C. | | | | 1 | 26 | | | | | | 26 | 1 |
| La Have, N.S. | 87 | 8,427 | 509 | | | | 106 | 10,084 | 532 | | | |
| Levis, Que. | 8 | 842 | 16 | 2 | 265 | 4 | 8 | 842 | 16 | 2 | 265 | 4 |

CUSTOMS—SHIPPING REPORT

10 GEORGE V, A. 1920

| | | | | | | | | | | | | |
|--------------------------|-----|---------|-------|----|--------|-----|-----|---------|-------|----|--------|-----|
| Liverpool, N.S. | 70 | 7,615 | 432 | 5 | 823 | 38 | 41 | 3,269 | 186 | 6 | 2,113 | 42 |
| Lockeport, N.S. | 32 | 1,731 | 108 | 4 | 44 | 11 | 31 | 1,783 | 104 | 7 | 101 | 20 |
| Louisburg, N.S. | 228 | 103,207 | 1,009 | 2 | 130 | 17 | 230 | 108,471 | 970 | 1 | 65 | 9 |
| Lower East Pubnico, N.S. | 68 | 1,830 | 174 | 13 | 342 | 41 | 75 | 2,212 | 201 | 5 | 152 | 17 |
| Lunenburg, N.S. | 284 | 19,633 | 1,465 | 3 | 333 | 13 | 314 | 22,157 | 1,696 | 3 | 283 | 20 |
| Mabou, N.S. | 1 | 83 | 4 | | | | 1 | 83 | 4 | | | |
| Magdalen Islands, Que. | 134 | 5,360 | 402 | | | | 130 | 5,200 | 390 | | | |
| Mahone Bay, N.S. | 74 | 4,140 | 283 | | | | 84 | 4,486 | 344 | | | |
| Maitland, N.S. | 13 | 749 | 35 | | | | 12 | 682 | 31 | | | |
| Margaree, N.S. | 1 | 19 | 4 | | | | 2 | 10 | 4 | | | |
| Margaretsville, N.S. | | | | | | | 2 | 374 | 8 | | | |
| Meteghan River, N.S. | 13 | 502 | 42 | 3 | 345 | 14 | 17 | 1,944 | 63 | 2 | 38 | 8 |
| Middleton, N.S. | 2 | 26 | 6 | | | | 2 | 26 | 6 | | | |
| Midland, Ont. | 6 | 9,815 | 47 | | | | 4 | 7,622 | 34 | 2 | 3,514 | 15 |
| Moncton, N.B. | 60 | 2,735 | 157 | | | | 62 | 3,925 | 178 | | | |
| Montague Bridge, P.E.I. | 51 | 2,566 | 138 | | | | 48 | 2,293 | 120 | | | |
| Montreal, Que. | 616 | 209,226 | 2,433 | | | | 639 | 228,973 | 2,587 | | | |
| Murray Harbour, P.E.I. | 47 | 1,543 | 104 | | | | 49 | 1,596 | 110 | | | |
| Napanee, Ont. | 2 | 213 | 6 | | | | 2 | 213 | 6 | | | |
| Nelson, B.C. | 400 | 284,135 | 1,215 | | | | 350 | 226,215 | 1,200 | | | |
| Newcastle, N.B. | 12 | 696 | 36 | | | | 12 | 696 | 36 | | | |
| New Campbellton, N.S. | 7 | 261 | 16 | | | | 6 | 250 | 14 | | | |
| New Glasgow, N.S. | 41 | 948 | 85 | | | | 38 | 847 | 79 | | | |
| New Westminster, B.C. | 275 | 155,031 | 1,003 | 15 | 19,554 | 90 | 267 | 158,871 | 1,031 | 13 | 17,081 | 78 |
| North East Harbour, N.S. | 12 | 443 | 39 | | | | 11 | 384 | 30 | | | |
| North Head, N.B. | 15 | 1,058 | 55 | | | | 16 | 1,072 | 58 | | | |
| North Sydney, N.S. | 504 | 33,228 | 2,468 | 1 | 108 | 7 | 644 | 40,148 | 3,116 | | | |
| Ottawa, Ont. | 45 | 7,284 | 145 | 31 | 3,338 | 62 | 59 | 9,567 | 178 | | | |
| Parrsboro, N.S. | 467 | 29,307 | 1,218 | 20 | 3,423 | 96 | 462 | 30,246 | 1,232 | 2 | 587 | 8 |
| Parry Sound, Ont. | 1 | 690 | 15 | | | | 1 | 690 | 15 | | | |
| Paspebiac, Que. | 56 | 2,858 | 245 | | | | 54 | 2,696 | 224 | | | |
| Penetanguishene, Ont. | 2 | 594 | 10 | | | | | | | | | |
| Perce, Que. | | | | 2 | 162 | 50 | | | | 2 | 162 | 50 |
| Pictou, Ont. | 7 | 1,168 | 41 | | | | 9 | 1,643 | 41 | | | |
| Pictou, N.S. | 430 | 27,277 | 1,272 | | | | 443 | 28,199 | 1,303 | | | |
| Point Edward, Ont. | 51 | 11,861 | 212 | | | | 65 | 15,659 | 281 | | | |
| Port Arthur, Ont. | 4 | 6,345 | 33 | 3 | 3,067 | 24 | 5 | 6,238 | 46 | 4 | 3,559 | 32 |
| Port Clyde, N.S. | 15 | 470 | 36 | | | | 13 | 417 | 28 | | | |
| Port Colborne, Ont. | 53 | 41,535 | 318 | 37 | 12,444 | 218 | 48 | 37,670 | 288 | 37 | 22,494 | 223 |
| Port Credit, Ont. | 2 | 60 | 4 | | | | 2 | 60 | 4 | | | |
| Port Elgin, N.B. | 29 | 1,363 | 82 | | | | 30 | 1,471 | 86 | | | |
| Port Hawkesbury, N.S. | 108 | 7,268 | 522 | 8 | 988 | 58 | 138 | 10,688 | 874 | 7 | 8,286 | 763 |
| Port Hastings, N.S. | 82 | 2,913 | 205 | | | | 81 | 2,845 | 220 | | | |
| Port Hood, N.S. | 13 | 375 | 41 | | | | 13 | 323 | 49 | | | |
| Port La Tour, N.S. | 27 | 934 | 78 | | | | 22 | 805 | 59 | | | |
| Port Marion, N.S. | 1 | 46 | 3 | | | | 1 | 46 | 4 | | | |
| Port Mulgrave, N.S. | 25 | 971 | 70 | | | | 25 | 971 | 70 | | | |
| Port McNicoll, Ont. | 4 | 8,068 | 34 | | | | 4 | 8,068 | 34 | | | |
| Port Wade, N.S. | 8 | 415 | 27 | | | | 9 | 513 | 32 | | | |
| Port Williams, N.S. | 8 | 332 | 29 | | | | 8 | 332 | 28 | | | |
| Prince Rupert, B.C. | 71 | 11,669 | 229 | 22 | 7,427 | 78 | 62 | 11,570 | 215 | 22 | 7,427 | 83 |
| Purwash, N.S. | 27 | 1,234 | 76 | | | | 26 | 1,202 | 74 | | | |
| Quebec, Que. | 60 | 2,100 | 120 | | | | 84 | 2,040 | 168 | | | |
| Richibucto, N.B. | 46 | 1,816 | 170 | | | | 45 | 1,806 | 138 | | | |
| River Hebert, N.S. | 1 | 74 | 3 | | | | 1 | 74 | 3 | | | |
| River John, N.S. | | | | | | | 1 | 592 | 7 | | | |
| Sackville, N.B. | | | | | | | 1 | 124 | 4 | | | |
| Salmon River, N.S. | 23 | 388 | 50 | | | | 24 | 349 | 49 | | | |
| Sandy Point, N.S. | 17 | 1,221 | 64 | 5 | 996 | 36 | 19 | 1,648 | 86 | 4 | 212 | 15 |
| Sandwich, Ont. | 15 | 4,341 | 72 | | | | 12 | 3,057 | 52 | | | |

No. 19.—STATEMENT of Vessels, British and Foreign, employed in the Coasting Trade, etc.—*Concluded.*

N° 19—TABLEAU des navires britanniques et étrangers faisant le cabotage, etc.—*Fin.*

SAILING VESSELS—NAVIRES—*Concluded.*

| Ports and Outports. Ports et ports secondaires. | Vessels Arrived—Arrivés. | | | | | | Vessels Departed—Partis. | | | | | |
|--|--------------------------|---------------------|-----------|--------------------|---------------------|-----------|--------------------------|---------------------|-----------|--------------------|---------------------|-----------|
| | British—Britanniques. | | | Foreign—Étrangers. | | | British—Britanniques. | | | Foreign—Étrangers. | | |
| | Vessels. | Tons Register. | Crew. | Vessels. | Tons Register. | Crew. | Vessels. | Tons Register. | Crew. | Vessels. | Tons Register. | Crew. |
| | Navires. | Tonnage enregistré. | Equipage. | Navires. | Tonnage enregistré. | Equipage. | Navires. | Tonnage enregistré. | Equipage. | Navires. | Tonnage enregistré. | Equipage. |
| Sandy Cove, N.S. | 23 | 796 | 31 | | | 25 | 820 | 59 | | | | |
| Sarnia, Ont. | 50 | 19,098 | 236 | | | 51 | 17,926 | 244 | | | | |
| Sherbrooke, N.S. | 14 | 1,210 | 46 | 2 | 752 | 12 | 585 | 32 | | | | |
| Shediac, N.B. | 47 | 1,302 | 108 | | | 50 | 1,381 | 112 | | | | |
| Sheet Harbour, N.S. | 13 | 148 | 32 | | | 18 | 1,278 | 50 | | | | |
| Shelburne, N.S. | 24 | 1,169 | 95 | 2 | 165 | 22 | 1,398 | 74 | 1 | 100 | 23 | |
| Shippegan, N.B. | 39 | 1,425 | 126 | | | 40 | 1,369 | 126 | | | | |
| Sidney, B.C. | 105 | 40,488 | 289 | | | 108 | 42,548 | 304 | | | | |
| Sorel, Que. | 9 | 4,074 | 49 | | | 2 | 278 | 8 | | | | |
| Souris, P.E.I. | 88 | 4,706 | 279 | | | 79 | 4,331 | 250 | | | | |
| St. Andrews, N.B. | 11 | 773 | 44 | 1 | 157 | 10 | 721 | 32 | 2 | 369 | 9 | |
| St. George, N.B. | 3 | 337 | 11 | | | 2 | 10 | 4 | | | | |
| St. John, N.B. | 655 | 30,354 | 1,753 | | | 664 | 39,751 | 1,797 | | | | |
| St. Johns, Que. | 6 | 566 | 14 | | | 9 | 591 | 21 | | | | |
| St. Martins, N.B. | 50 | 3,277 | 128 | | | 52 | 2,451 | 131 | | | | |
| St. Peters, N.S. | 29 | 1,323 | 88 | | | 29 | 1,331 | 89 | | | | |
| St. Stephen, N.B. | 11 | 504 | 31 | | | 11 | 508 | 32 | 1 | 378 | 7 | |
| Summerside, P.E.I. | 200 | 11,541 | 573 | | | 206 | 11,931 | 596 | | | | |
| Sydney, N.S. | 800 | 62,229 | 3,145 | 2 | 151 | 665 | 53,323 | 2,496 | | | | |
| Three Rivers, Que. | 8 | 784 | 24 | | | 8 | 784 | 24 | | | | |
| Tignish, P.E.I. | 13 | 286 | 39 | | | 13 | 286 | 44 | | | | |
| Toronto, Ont. | 107 | 18,458 | 355 | | | 110 | 18,518 | 338 | | | | |
| Truro, N.S. | 88 | 6,088 | 259 | | | 85 | 6,076 | 254 | | | | |
| Tusket, N.S. | 1 | 10 | 5 | 4 | 444 | 1 | 10 | 5 | 4 | 444 | 63 | |
| Vancouver, B.C. | 1,001 | 813,813 | 4,338 | | | 1,019 | 829,146 | 4,396 | | | | |
| Victoria, B.C. | 168 | 109,276 | 522 | | | 201 | 113,361 | 637 | | | | |
| Walkerville, Ont. | 15 | 4,341 | 72 | | | 9 | 2,367 | 42 | | | | |
| Wallaceburg, Ont. | 12 | 2,277 | 47 | | | 16 | 3,007 | 62 | | | | |
| West Dock, Ont. | 2 | 108 | 8 | | | 1 | 54 | 4 | | | | |
| Westport, N.S. | 52 | 1,582 | 145 | | | 58 | 1,693 | 159 | 1 | 175 | 4 | |
| Weymouth, N.S. | 143 | 4,920 | 394 | 9 | 2,123 | 142 | 5,200 | 424 | 4 | 400 | 23 | |
| White Horse, Y.T. | 27 | 4,909 | 27 | | | 25 | 4,570 | 24 | | | | |
| Wiaraton, Ont. | 3 | 836 | 14 | | | 5 | 1,536 | 26 | | | | |
| Windsor, N.S. | 206 | 23,406 | 539 | 5 | 1,514 | 214 | 15,537 | 572 | 1 | 266 | 5 | |
| Windsor, Ont. | 26 | 7,401 | 135 | | | 29 | 8,193 | 154 | | | | |
| Wolfville, N.S. | 54 | 2,768 | 132 | | | 54 | 2,767 | 131 | | | | |
| Yarmouth, N.S. | 151 | 5,110 | 480 | 14 | 694 | 154 | 5,537 | 464 | 10 | 1,418 | 53 | |
| Total | 13,552 | 2,868,481 | 49,230 | 343 | 116,790 | 2,027 | 15,221 | 2,781,176 | 47,844 | 266 | 118,668 | 2,442 |

SESSIONAL PAPER No. 11a


No. 19.—STATEMENT of Vessels, British and Foreign, employed in the Coasting Trade, etc.—*Con.*N° 19.—TABLEAU des vaisseaux anglais et étrangers employés pour le cabotage, etc.—*Fin.*


RECAPITULATION.

| | Steamers. Vapeurs. | | | Sailing Vessels. Voiliers. | | | Total. Total. | | |
|---------------------------|-----------------------|----------------------|--------------------|-------------------------------|----------------------|--------------------|----------------------|----------------------|--------------------|
| | Vessels. Navires. | Tonnage. Tonnage. | Crew. Equipage. | Vessels. Navires. | Tonnage. Tonnage. | Crew. Equipage. | Vessels. Navires. | Tonnage. Tonnage. | Crew. Equipage. |
| Arrived— | | | | | | | | | |
| British—Britanniques..... | 59,076 | 24,666,439 | 1,129,514 | 13,552 | 2,868,481 | 49,230 | 72,628 | 27,534,920 | 1,178,744 |
| Foreign—Etrangers..... | 701 | 756,161 | 16,310 | 343 | 116,790 | 2,027 | 1,044 | 872,951 | 18,337 |
| Total..... | 59,777 | 25,422,600 | 1,145,824 | 13,895 | 2,985,271 | 51,257 | 73,672 | 28,407,871 | 1,197,081 |
| Departed— | | | | | | | | | |
| British—Britanniques..... | 56,407 | 22,652,010 | 1,083,012 | 15,221 | 2,781,176 | 47,844 | 71,628 | 25,433,186 | 1,130,856 |
| Foreign—Etrangers..... | 558 | 543,600 | 10,813 | 266 | 118,668 | 2,442 | 824 | 662,268 | 13,255 |
| Total..... | 56,965 | 23,195,610 | 1,093,825 | 15,487 | 2,899,844 | 50,286 | 72,452 | 26,095,454 | 1,144,111 |


DESCRIPTION OF VESSELS—DESCRIPTION DES VAISSEAUX.

| | Arrived—Arrivés. | | Departed—Sortis. | | Total. | |
|----------------------------------|------------------|------------|------------------|------------|----------|------------|
| | Vessels. | Tonnage. | Vessels. | Tonnage. | Vessels. | Tonnage. |
| | Navires. | Tonnage. | Navires. | Tonnage. | Navires. | Tonnage. |
| Steamers—Vapeurs— | | | | | | |
| Screw—Hélice..... | 54,465 | 21,106,819 | 51,994 | 19,020,450 | 106,459 | 40,127,275 |
| Paddle—Aubes..... | 3,841 | 3,390,825 | 3,486 | 3,254,121 | 7,327 | 6,650,946 |
| Sternwheel—Roue à carrière..... | 1,471 | 918,956 | 1,485 | 921,033 | 2,956 | 1,839,989 |
| Total..... | 59,777 | 25,422,600 | 56,965 | 23,195,610 | 116,742 | 48,618,210 |
| Sailing vessels—Voiliers— | | | | | | |
| Ships—Bâtiments..... | 1 | 176 | 1 | 176 | 2 | 352 |
| Barques—Barques..... | 2 | 1,926 | 2 | 1,926 | 4 | 3,852 |
| Barquentines—Petite barques..... | 1 | 143 | 1 | 143 | 2 | 286 |
| Brigantines—Brigantins..... | 2 | 378 | 1 | 199 | 3 | 577 |
| Schooners—Goëlettes..... | 10,031 | 628,343 | 11,787 | 641,728 | 21,818 | 1,270,071 |
| Sloops—Corvette..... | 271 | 19,516 | 241 | 15,443 | 512 | 34,959 |
| Barges—Barges..... | 3,587 | 2,334,789 | 3,454 | 2,240,229 | 7,041 | 4,575,018 |
| Total..... | 13,895 | 2,985,271 | 15,487 | 2,899,844 | 29,382 | 5,885,115 |
| Grand total..... | 73,672 | 28,407,871 | 72,452 | 26,095,454 | 146,124 | 54,503,325 |





STATISTICS CANADA LIBRARY
BIBLIOTHÈQUE STATISTIQUE CANADA



1010701553

