


SHIPPING REPORT
OF THE
DEPARTMENT OF CUSTOMS
AND EXCISE

CONTAINING THE
STATEMENTS OF NAVIGATION AND SHIPPING
OF THE
DOMINION OF CANADA
FOR
THE FISCAL YEAR ENDED MARCH 31
1921

COMPILED FROM OFFICIAL RETURNS IN THE
DEPARTMENT OF CUSTOMS

PRINTED BY ORDER OF PARLIAMENT



OTTAWA
F. A. ACLAND
PRINTER TO THE KING'S MOST EXCELLENT MAJESTY
1921

SHIPPING REPORT

RAPPORT DE LA NAVIGATION

RAPPORT DE LA NAVIGATION
DU
**MINISTÈRE DES DOUANES
ET ACCISE**

CONTENANT LA

STATISTIQUE DE LA NAVIGATION INTÉRIEURE ET MARITIME

DU

DOMINION DU CANADA

POUR

L'EXERCICE CLOS LE 31 MARS

1921

**RAPPORTS OFFICIELS COMPILÉS DU
MINISTÈRE DES DOUANES**

IMPRIMÉ PAR ORDRE DU PARLEMENT



OTTAWA
F. A. ACLAND
IMPRIMEUR DE SA TRÈS EXCELLENTE MAJESTÉ LE ROI
1921

*To General His Excellency the Right Honourable Lord Byng of Viny, G.C.B.,
G.C.M.G., M.V.O., Governor General and Commander-in-chief of the Dominion
of Canada.*

MAY IT PLEASE YOUR EXCELLENCY:—

The undersigned has the honour to present to Your Excellency the Annual Report of the Department of Customs and Excise, containing Statements of Navigation and Shipping of the Dominion of Canada for the Fiscal Year ended March 31, 1921, as compiled from official returns.

All of which is respectfully submitted.

J. B. M. BAXTER,
Minister of Customs and Excise.

OTTAWA, November 2, 1921.

*Au Général Son Excellence le Très Honorable baron Byng de Vimy, G.C.B.,
G.C.M.G., M.O.V., Gouverneur général et Commandant en chef du Dominion
du Canada.*

QU'IL PLAISE À VOTRE EXCELLENCE:—

Le soussigné a l'honneur de présenter à Votre Excellence le rapport annuel du ministère des Douanes, comprenant les tableaux de la navigation et du commerce du Dominion du Canada et Accise, pour l'exercice clos le 31 mars 1921, tel que compilé des rapports officiels.

Le tout respectueusement soumis.

J. B. M. BAXTER,
Ministre des Douanes et Accise.

OTTAWA, 2 novembre 1921.

INDEX TO STATEMENTS

No. of Statement.	Description.	Page.
1	Total Vessels built, registered, and sold, and total tonnage entered Inwards and Outwards since Confederation.....	7
2	Statement, by Ports, of Vessels built and registered, 1921.....	8
3	Statement showing the trade via St. Lawrence River (Sea-going Vessels) Inwards and Outwards).....	9
4	Statement of Vessels entered Inwards from Sea by Ports and Outports.....	10
5	Abstract, by Countries, of Vessels entered Inwards from Sea.....	14
6	Statement of Vessels entered Outwards for Sea, by Ports and Outports.....	18
7	Abstract, by Countries, of Vessels entered Outwards for Sea.....	22
8	Summary Statement of Sea-going Vessels Arrived and Departed, by Ports.....	26
9	Statement of the Nationalities of Sea-going Vessels.....	29
10	Summary Statement of Sea-going Vessels entered Inwards and Outwards.....	30
11	Summary Statement of Vessels Arrived and Departed (exclusive of Coasting Vessels).....	31
12	Trade with each Country, by Ports, and Nationality of Vessels Inwards.....	32
13	Summary Statement of Vessels Inwards from Sea, by Countries and Nationalities.....	58
14	Trade with each Country, by Ports, and Nationality of Vessels Outwards.....	60
15	Summary Statement of Vessels Outwards for Sea, by Countries and Nationalities.....	86
16	Statement of intercourse by Inland Navigation between Canada and United States, Inwards.....	88
17	Statement of intercourse, by Inland Navigation between Canada and United States, Outwards.....	91
18	Summary Statement of Inland Navigation, Inwards and Outwards.....	94
19	Statement of Vessels employed in the Coasting Trade.....	95

EXPLANATORY NOTE

TONNAGE SHOWN IN STATEMENTS ARE NET TONS

TABLE DE LA STATISTIQUE

N ^o des tableaux.	Description.	Page.
1	Total des vaisseaux construits, enregistrés et vendus, et total du tonnage entré dans les ports intérieurs et secondaires depuis la Confédération.....	7
2	Tableau par ports des navires construits et enregistrés, 1921.....	8
3	Tableau du commerce via le fleuve St-Laurent (navires allant à la mer,) des ports intérieurs et secondaires.....	9
4	Tableau des navires venant de la mer, entrés dans les ports et ports secondaires.....	10
5	Relevé par pays des navires venant de la mer, entrés par les ports.....	14
6	Tableau des navires allant à la mer, des ports et des ports secondaires.....	18
7	Relevé par pays des navires allant à la mer, des ports secondaires.....	22
8	Sommaire du tableau des navires allant à la mer, arrivages et départs à chaque port.....	26
9	Tableau par nationalités des navires allant à la mer.....	29
10	Sommaire du tableau des navires allant à la mer, des ports et ports secondaires.....	30
11	Sommaire du tableau des arrivages et départs des navires (moins les navires du cabotage).....	31
12	Commerce avec divers pays, par ports et nationalités, des navires venant de la mer.....	32
13	Sommaire du tableau des navires venant de la mer, par pays et nationalités.....	58
14	Commerce avec divers pays, par ports et nationalités, des navires allant à la mer.....	60
15	Sommaire du tableau des navires allant à la mer, par pays et nationalités.....	86
16	Tableau du commerce entrant par navigation intérieure du Canada et des Etats-Unis.....	88
17	Tableau du commerce sortant par navigation intérieure du Canada et des Etats-Unis.....	91
18	Sommaire du tableau de la navigation intérieure, entrant et sortant du Canada.....	94
19	Tableau des navires employés au cabotage.....	95

NOTE EXPLICATIVE

LE TONNAGE INDIQUÉ DANS LES TABLEAUX EST EN TONNES NETTES

No. 1.—COMPARATIVE STATEMENT showing the Tonnage of all Vessels entered Inwards and Outwards, from 1868 to 1921, inclusive.

N^o 1.—TABLEAU COMPARATIF montrant le tonnage de tous les navires venant de la mer et allant à la mer de 1868 à 1921, inclusivement.

NAVIGATION.

Fiscal Year — Année fiscale.	Vessels built — Navires construits	Vessels registered — Navires enregistrés	Vessels entered Inwards and Outwards (Sea-going and Inland Navigation exclusive of Coasting) — Navires venant de la mer et allant à la mer (navigation maritime et intérieure à l'exclusion de ceux servant au cabotage)	Vessels employed in the Coasting Trade entered Inwards and Outwards — Navires servant au commerce par cabotage entrant ou sortant du Canada	Vessels sold to other countries — Navires vendus à d'autres pays	
	Tons	Tons	Tons	Tons	Tons	Value — Valeur
1868	87,230	113,692	12,982,825			
1869	96,439	125,408	10,461,044			
1870	110,166	110,852	11,415,870			
1871	106,101	121,724	13,126,028			
1872	114,065	127,371	12,808,160			
1873	110,370	152,226	11,748,997			
1874	174,404	163,016	11,399,857			
1875	188,098	204,002	9,537,155			
1876	165,041	144,422	9,911,190	10,300,939	64,134	2,189,270
1877	127,207	126,160	11,091,244	8,968,862	46,329	46,329
1878	106,976	100,089	12,064,890	11,047,661	35,039	1,218,145
1879	103,551	94,882	11,635,812	12,066,683	19,318	529,824
1880	68,756	64,982	13,577,845	14,053,013	16,208	484,327
1881	79,564	70,210	13,892,432	15,116,766	16,808	348,018
1882	68,240	78,076	13,379,882	14,791,064	16,161	402,311
1883	73,576	78,229	13,770,735	13,683,566	23,896	508,538
1884	70,287	80,822	14,359,026	15,473,707	17,368	416,750
1885	57,486	65,962	14,084,712	15,944,422	13,177	246,277
1886	37,531	40,872	13,969,232	16,368,274	14,343	206,363
1887	26,798	67,652	14,090,908	17,513,677	9,263	143,772
1888	22,698	39,298	15,217,308	18,789,279	14,479	289,069
1889	25,835	31,998	16,054,221	19,834,577	16,173	266,817
1890	39,434	53,855	18,446,100	22,797,115	22,844	442,781
1891	55,477	52,506	18,803,648	24,694,580	15,143	280,474
1892	44,521	61,457	18,692,455	24,783,844	35,399	506,747
1893	35,521	45,796	18,539,534	24,579,123	31,317	363,916
1894	23,497	29,878	20,353,081	26,560,968	21,960	243,429
1895	18,728	26,125	19,100,963	25,473,434	16,567	172,563
1896	10,753	14,144	21,870,473	27,431,753	12,293	90,392
1897	12,058	22,959	23,373,933	27,267,979	0,158	105,164
1898	22,426	27,716	24,746,116	29,662,950	17,210	191,069
1899	22,085	28,257	25,420,110	30,212,496	7,562	126,466
1900	28,544	40,443	26,914,095	33,631,730	13,354	205,618
1901	20,156	35,156	26,029,808	34,444,796	4,490	66,468
1902	28,288	34,236	30,025,404	40,790,907	11,360	235,865
1903	30,856	41,405	33,655,043	44,990,358	11,172	220,602
1904	28,397	33,192	31,202,205	45,505,122	7,208	87,115
1905	21,865	27,583	32,277,820	44,377,261	3,696	100,363
1906	18,724	37,639	34,732,172	46,324,062	9,487	187,725
* 1907	33,205	31,635	30,595,891	31,691,420	3,855	68,190
1908	40,928	78,144	39,575,031	50,529,835	4,515	132,900
1909	29,023	32,899	40,701,603	52,670,198	3,644	98,643
1910	24,059	33,383	44,567,901	56,750,928	5,047	133,800
1911	22,812	50,066	47,429,515	66,627,934	5,885	201,526
1912	31,065	30,021	52,973,127	66,267,662	4,265	140,350
1913	24,325	30,225	57,849,783	73,644,713	7,976	610,650
1914	46,887	46,909	61,019,433	78,356,809	8,258	160,618
1915	45,721	55,384	53,604,153	73,099,982	17,014	1,150,950
1916	13,497	102,239	57,721,098	68,701,424	4,529	192,575
1917	28,638	105,826	65,712,544	64,895,622	24,954	4,398,570
1918	58,912	70,350	66,892,488	61,462,600	25,252	5,330,850
1919	104,444	102,883	53,229,048	54,503,325	48,965	14,612,338
1920	164,074	237,022	49,493,533	60,552,658	53,407	17,819,477
1921	95,838	188,915	54,648,630	56,225,509	34,623	8,456,573

* 9 months—9 mois.

No. 2.—STATEMENT showing the Description, Number and Tonnage of Vessels built and registered, also the Number, Tonnage and Value of Vessels sold to other Countries at each Port and Outport in the Dominion of Canada during the Fiscal Year ended March 31, 1921.

N° 2.—ÉTAT sur la description, le nombre et le tonnage des navires construits et enregistrés, ainsi que le nombre, tonnage et valeur des bateaux vendus à d'autres pays dans chaque port et port secondaire.

Ports and Outports—Ports et ports secondaires.	Built—Construits.				Registered—Enregistrés.				Ships sold to other countries.				
	Steam—A vapeur.		Sail—A voile.		Steam—A vapeur.		Sail—A voile.		Vendus à d'autres pays.				
	No.	Tonnage	No.	Tonnage	No.	Tonnage	No.	Tonnage	No.	Tonnage	No.	Tonnage	Value-Value.
Annapolis, Royal, N.S.		149	1	149									
Arichat, N.S.	2	26	2	26	2	26	1	149	1	149			
Barrington Passage, N.S.	3	39	3	39	3	39	3	39	3	39			
Bridgewater, Ont.	2	4,552	2	4,552	2	4,552	2	4,552	2	4,552			1,500,000
Canso, N.S.	1	6	1	736	1	736	2	730	3	736	1	17	1,200
Charlottetown, P.E.I.	1	41	3	276	1	407	6	399	10	506	1	252	125,000
Chatham, N.B.	1		2	220	2	15	15		2	15	1	19	14,000
Collingwood, Ont.	4	7,882	4	7,882							1	640	275,000
Gaspé, Que.	1	16	1	16									
Hulifax, N.S.	7	209	2	301	9	280	1	58	10	318			50,000
Liverpool, N.S.	1	138	4	912	1	138	4	612	5	750	1	138	248,850
Lunenburg, N.S.	1	147	17	2,528	1	147	16	2,257	17	2,404	15	1,869	
Midland, Ont.	1		1	1,092	1	1,092			1	1,092			
Montreal, Que.	5	21,971	5	21,971	80	153,503	10	4,014	90	158,417	3	13,317	3,285,073
New Westminster, B.C.	21	254	9	1,307	21	1,501	9	1,307	30	1,501	5	50	5,000
Ottawa, Ont.	1	42	6	2,650	2	122	7	2,730	8	2,772	1	105	75,000
Parrishoro, N.S.	1	12	2	383	1	12	2	371	3	383			200,000
Paspoliac, N.S.	3	3,140	3	3,140	1	1,056			1	1,056			
Pictou, N.S.	1	36	1	36					1	36			
Port Dover, Ont.	6	79	6	79	3	449	1	145	4	594			
Prince Albert, Sask.	8	1,441	7	2,024	15	3,465	10	1,713	20	4,118			
Prince Rupert, B.C.	1	41	1	41	1	36	1	36	1	36			
Quebec, Que.	1	41	1	41	4	188	1	12	5	200	3	60	1,450
Richibucto, N.B.	24	492	2	492	3	516	3	516	2	516			1,000
St. Andrews, N.B.	3	102	3	102	3	102	3	756	6	819	1	5	
St. John, N.B.	19	20	3	39	2	102	4	20	3	102			6,000
St. Thomas, Ont.	1	18	9	1,934	1	952	19	952	6	981	1	209	337,900
Sault Ste. Marie, Ont.	1	124	1	124	5	921	5	952	7	981			
Shelburne, N.S.	2	428	2	428	4	465	4	518	7	983			
Sorel, Que.	2	10,300	2	10,300	3	2,727	3	2,727	3	2,727			6,528
Sydney, N.S.	5	6,037	5	6,037	3	6,037	3	6,037	3	6,037			1,778,000
Three Rivers, Que.	39	21,249	7	804	46	22,053	29	1,431	50	4,177	8	3,550	470,600
Toronto, Ont.	6	108	3	487	9	583	2	248	4	583	8	678	75,000
Vancouver, B.C.	2	335	2	650	2	650	2	650	2	650			
Victoria, B.C.	2	335	2	650	2	650	2	650	2	650			
Weymouth, N.S.	1	330	1	330	1	330	1	330	1	330			1,500
Windsor, Ont.	3	330	3	330	3	330	3	330	3	330			
Winnipeg, Man.													
Yarmouth, N.S.													
Total	139	80,174	81	15,644	220	95,838	215	166,330	108	21,985	69	34,623	8,456,573

SESSIONAL PAPER No. 11a

No 3.—STATEMENT showing the Trade via St. Lawrence River (Sea-going Vessels) Inwards and Outwards.

N° 3.—ETAT du commerce *via* le fleuve Saint-Laurent (navires allant en mer) intérieur et maritime.

	Vessels Navires	Tons Register Tonnage enregistré	Freight, Tons weight Fret, poids tonneaux	Freight, Tons measurement Fret, jaugeage tonneaux
Inwards—Interieur.....	764	2,888,393	480,422	127,345
Outwards—Maritime.....	882	2,678,274	2,495,617	490,250
Total trade—Total du commerce.....	1,646	5,566,667	2,975,939	617,604

12 GEORGE V, A. 1922

No. 4—STATEMENT of Vessels, British, Canadian and Foreign,
N° 4.—ÉTAT des navires britanniques, canadiens et étrangers

No	Ports and Outports. Port et ports secondaires.	With Cargoes—Chargés.									
		British—Britanniques.					Canadian—Canadiens.				
		Vessels.	Tons register.	Freight, Tons weight.	Freight, Tons measurement.	Crew.	Vessels.	Tons register.	Freight, Tons weight.	Freight, Tons measurement.	Crew.
		Navires.	Tonnage enregistré.	Fret, poids tonneaux.	Fret, jaugeage tonneaux.	Équipage.	Navires.	Tonnage enregistré.	Fret, poids tonneaux.	Fret, jaugeage tonneaux.	Équipage.
1	Alert Bay, B.C.					7	822	808		68	
2	Amherst Harbour, Que.										
3	Annapolis Royal, N.S.					5	752	1,211	1,205	28	
4	Anyox, B.C.					3	819	1,180		25	
5	Ariclat, N.S.					56	1,150	694		317	
6	Baddeck, N.S.					27	1,057	13		241	
7	Bamfield, B.C.					20	946	195		124	
8	Barrington Passage, N.S.					2	105	165		7	
9	Bathurst, N.B.	13	177	350		50					
10	Bear River, N.S.					3	357	29		15	
11	Belliveau's Cove, N.S.										
12	Bridgetown, N.S.	1	211	461	490	7					
13	Bridgewater, N.S.					2	379	715		11	
14	Britannia Beach, B.C.					10	3,264	300		140	
15	Bucrouche, N.B.										
16	Butedale, B.C.										
17	Campbellton, N.B.					2	2	5		4	
18	Campo Bello, N.B.					7	706	1,086		35	
19	Canso, N.S.	1	73	78		5					
20	Caracquet, N.B.					100	1,559	1,400		417	
21	Charlottetown, P.E.I.					6		1,073		33	
22	Chatham, N.B.										
23	Cheamimus, B.C.										
24	Chester, N.S.					19	249	224		62	
25	Chéticamp, N.S.										
26	Clark's Harbour, N.S.					6	160	271		18	
27	Clemensport, N.S.					1	99	1	1	5	
28	Dalhousie, N.B.										
29	Digby, N.S.					10	738	877		45	
30	Freeport, N.S.					16	541	299		42	
31	Gaspé, Que.					4	3,042	7,000		68	
32	Georgetown, P.E.I.					2	48	31		9	
33	Glace Bay, N.S.					16	433			57	
34	Halifax, N.S.	241	723,317	55,782	24,320	203	141,583	93,355		6,776	
35	Hantsport, N.S.										
36	Hillsboro, N.B.					1	1,412	30		4	
37	Indian Island, N.B.										
38	Iona, N.S.										
39	Issue's Harbour, N.S.	1	74	45		8					
40	Joggin Mines, N.S.										
41	Kentville, N.S.					1	116	270		4	
42	Kingsport, N.S.										
43	Ladysmith, B.C.					1	57	65		7	
44	La Have, N.S.	2	602	1,060		17	100	13,243	16,860	1,611	
45	Lévis, Que.										
46	Liverpool, N.S.	3	245	500		19	54	2,618	3,574	533	
47	Lockeport, N.S.					33	1,187	2,410		353	
48	Lord's Cove, N.B.					44	576	716		88	
49	Louisburg, N.S.	32	37,258	72,753		16	9,653	13,498		318	
50	Lower East Pubnico, N.S.					9	364	96		112	
51	Lunenburg, N.S.	7	1,343	1,880		77	278	39,276	38,645	4,559	
52	Mahone Bay, N.S.					26	2,739	3,005		406	
53	Maitland, N.S.					1	125	1		9	
54	Moncton, N.B.										
55	Montague Bridge, P.E.I.	1	47	3		3					
56	Montreal, Que.	186	995,966	195,942	103,422	28,720	56	117,515	37,046	7,843	
57	Moose Factory, Ont.	1	1,541	1,704	9,444	49					
58	Murray Harbour, P.E.I.					1	10	6		6	
59	Nanaimo, B.C.					21	4,296	4,240		234	
60	New Campbellton, N.S.										
61	Newcastle, N.B.										
62	New Westminster, B.C.					4	841	1,625		4	
63	North East Harbour, N.S.					3	79	11		21	
64	North Head, N.B.					7	714	603		28	
65	North Sydney, N.S.	149	111,026	74,249		5,204					
66	Ocean Falls, B.C.	56	91,017	115		4,583					
67	Parrsboro, N.S.										
68	Paspébiac, Que.					1	291	450		7	
69	Pictou, N.S.	1	396	20		24	1	89	142	5	

SESSIONAL PAPER No. 11a

entered Inwards from Sea, at each Port and Outport.

venant de la mer entrés à chaque port et port secondaire.

					In Ballast—Lèges.									No
Foreign. Étrangers.					British. Britanniques.			Canadian. Canadiens.			Foreign. Étrangers.			
Ves- sels.	Tons register.	Freight Tons weight.	Freight, Tons measure- ment.	Crew.	Vessels.	Tons register.	Crew.	Vessels.	Tons register.	Crew.	Vessels.	Tons register.	Crew.	
Navires.	Tonnage enregistré.	Fret, pois ton- neux.	Fret, jaugeage ton- neux.	Équi- page.	Navires.	Tonnage enregistré.	Équi- page.	Navires.	Tonnage enregistré.	Équi- page.	Navires.	Tonnage enregistré.	Équi- page.	
1	80			8				1	221	19	139	4,023	910	1
								4	1,250	27	3	45	0	2
3	3,658	5,248		35				3	207	24	7	950	51	3
								5	235	19	2	89	22	4
4	270	2		80				4	4,415	113	13	20,512	443	5
31	718	99		102				7	175	32	31	356	114	6
1	34	3		18				3	34	12	25	450	142	7
					2	1,406	33	1	393	7	7	9,238	116	8
														9
								3	599	17				10
														11
					2	651	16	8	2,734	0	6	2,768	38	12
								90	32,027	1,335	7	1,338	158	13
											2	457	14	14
					8	14,968	229	38	336	152	228	4,312	980	15
								5	4,499		5	4,499	69	16
2	10	13		4				139	23,209	1,566	325	7,740	1,261	17
					14	2,280	307	64	7,950	1,207	74	4,352	1,181	18
														19
					1	30	4	3	1,160	34	1	211	7	20
1	768	900		27	6	10,025	155	5	228	19	8	4,303	116	21
											27	6,502	123	22
														23
4	124	112		14							1	81	17	24
											20	281	66	25
														26
											8	5,624	96	27
											6	1,757	38	28
											3	45	6	29
6	7,140	6,360		149	6	9,759	158	11	15,264	279	31	15,264	279	30
					4	221	20							31
								1	13	2				32
								8	342	33				33
122	207,442	210,459		3,630				74	40,712	1,364	140	251,540	4,037	34
2	4,515	40		12	51	110,963	3,102	18	21,302	87	7	11,203	45	35
								11	11,114	60	2	1,890	10	36
								16	247	32	93	1,135	195	37
											3	2,157	61	38
											4	99	26	39
								1	120	5	22	2,783	74	40
											3	2,261	102	41
								179	37,050	880	150	49,678	1,202	42
								5	1,803	34	4	106	23	43
1	5,267	9,754		38							9	1,397	44	44
146	9,258	8,380		2,608	2	223	12	2	2,980	82	9	1,397	44	45
34	2,553	1,320		734				9	68	15	11	161	28	46
7	98	21		14				183	1,542	365	155	1,846	310	47
131	8,786	9,295		1,597	38	44,904	877	50	23,009	788	60	92,969	1,824	48
7	377	219		104				8	322	121	28	1,170	394	49
2	142	35		39				8	1,874	80	12	812	216	50
														51
														52
														53
					2	4,031	61	1	90	4	7	4,456	56	54
					3	155	14							55
40	158,178	187,965	745	1,639	138	437,415	6,598	10	14,954	325	60	191,000	2,851	56
														57
														58
11	3,215	1,914		166	4	14,315	198	128	17,114	732	009	144,748	6,391	59
								8	1,352	49	2	1,148	15	60
					3	5,003	86				7	3,687	83	61
1	235	84		14				3	3,466	41	7	17,477	218	62
1	12	4		6				1	32	7	1	17	9	63
											15	187	30	64
9	23,557	48,068		363	370	78,842	3,317	156	26,268	1,771	171	91,135	6,095	65
35	58,577	25,817		1,161	1	2,712	43	210	55,303	2,287	46	45,172	1,986	66
1	121	185		5	1	1,971	26	36	10,780	232	39	12,814	477	67
								1	1,118	18	1	915	27	68
					2	2,127	53	1	557	8	2	856	40	69

12 GEORGE V, A. 1922

No. 4.—STATEMENT of Vessels, British, Canadian and Foreign,
N° 4.—ÉTAT des navires britanniques, canadiens et étrangers

No.	Ports and Outports. Port et ports secondaires.	With Cargoes—Chargés.								
		British—Britanniques.					Canadian—Canadiens.			
		Vessels. Navires.	Tons register. Tonnage enregistré.	Freight, Tons weight. Fret, poids tonneaux.	Freight, Tons measurement. Fret, jaugeage tonneaux.	Crew. Équipage.	Vessels. Navires.	Tons register. Tonnage enregistré.	Freight, Tons weight. Fret, poids tonneaux.	Freight, Tons measurement. Fret, jaugeage tonneaux.
70	Port Alberni, B.C.					2	1,082	275		46
71	Port Hastings, N.S.									
72	Port Hawkesbury, N.S.	48	7,051	3,584		1,085	20	4,442	4,043	413
73	Port La Tour, N.S.									
74	Port Mulgrave, N.S.									
75	Port Renfrew, B.C.					3		48	13	6
76	Port Wade, N.S.					1		99	1	6
77	Powell River, B.C.					1		181	1	12
78	Prince Rupert, B.C.	36	522	1,158		910	712	56,303	3,448	4,584
79	Pugwash, N.S.									
80	Quatsino, B.C.					2	1,082	1,397		46
81	Quebec, Que.	147	840,288	28,177	15,335	34,939	13	15,237	5,640	326
82	Rimouski, Que.									
83	River Hébert, N.S.									
84	Sackville, N.B.					1	148	190		5
85	Salmon River, N.S.	2	82	12		11				
86	Sandy Cove, N.S.									
87	Sandy Point, N.S.	2	357	470		12	14	2,497	3,432	120
88	Sheet Harbour, N.S.									
89	Shelburne, N.S.	2	2,091	1,408		28	4	265	214	60
90	Sherbrooke, N.S.									
91	Shippagan, N.B.					71	1,037	1,300		350
92	Sidney, B.C.					19	1,970	903		143
93	Souris, P.E.I.	1	33	3		5	4	257	61	55
94	Steveston, B.C.					10	468	240		60
95	Stiecken, B.C.									
96	St. Andrews, N.B.					16	196	173		29
97	St. George, N.B.									
98	St. John, N.B.	108	490,835	107,765	52,862	16,771	108	84,831	69,075	5,972
99	St. Martins, N.B.					8	4,810	276		32
100	St. Peter's, N.S.									
101	St. Stephen, N.B.					1	145	245		6
102	Sydney, N.S.	80	184,492	404,800		3,245	49	101,231	245,847	1,764
103	Three Rivers, Que.	1	1,806	4,513		34	2	2,246	4,920	51
104	Tasket, N.S.									
105	Union Bay, B.C.									
106	Vancouver, B.C.	128	401,687	125,001	64,037	11,452	530	875,759	75,235	39,896
107	Victoria, B.C.	48	148,948	8,818	803	4,724	405	312,267	12,654	24,231
108	Westport, N.S.						4	96	69	11
109	Weymouth, N.S.						4	829	686	22
110	White Rock, B.C.						32	544	15,387	64
111	Windsor, N.S.						27	16,967	3,792	208
112	Wolfville, N.S.						2	488	780	10
113	Yarmouth, N.S.	2	592	1,127		14	191	152,228	14,001	12,184
114	York Factory, Man.	2	1,937		1,504	91				
	Total	1,302	3,960,094	1,091,848	247,897	137,330	3,452	1,992,978	699,133	89,300

SESSIONAL PAPER No. 11a

entered Inwards from Sea, at each Port and Outport—Concluded.

venant de la mer entrés à chaque port et port secondaire—Fin.

					In Ballast—Lèges.									No
Foreign. Étrangers.					British. Britanniques.			Canadian. Canadiens.			Foreign. Étrangers.			
Ves- sels. Navi- res.	Tons register. Ton- nage en- registré.	Freight. Tons weight. Fret. poids ton- neaux.	Freight. Tons measure- ment. Fret. jaugeage ton- neaux.	Crew. Équi- page.	Vessels. Navi- res.	Tons register. Tonnage en- registré.	Crew. Équi- page.	Vessels. Navi- res.	Tons register. Tonnage en- registré.	Crew. Équi- page.	Vessels. Navi- res.	Tons register. Tonnage en- registré.	Crew. Équi- page.	
														70
					1	3,030	38	5	5,684	105	17	30,101	560	71
2	1,698	2,446		37	4	251	18	6	2,374	44	6	2,975	65	72
											2	54	11	73
											1	199	18	74
1	44	10		5				1	226	17	1			75
								2	156	13				76
67	40,226	27,315	826	1,649	7	25,345	350	22	6,769	210	30	8,460	514	77
1,073	48,675	22,188		5,887	1	97	27	38	10,715	535	254	8,771	1,136	78
								4	725	25				79
2	880	325		39							2	31	13	80
6	18,357	529		381	31	65,161	1,135	1	91	6	6	12,717	238	81
					8	13,397	247	1	3,554	41	2	3,058	44	82
								1	148	5	1	86	4	83
														84
											3	15	6	85
											1	11	3	86
34	2,518	980		702	1	92	6	2	422	29	68	4,820	1,363	87
								1	454	8	1	1,714	12	88
15	1,100	403		305	3	232	13	3	260	62	32	3,328	661	89
					1	156	7	1	367	6	2	752	12	90
														91
18	10,432	8,884	**	104				21	1,302	155	24	8,608	231	92
								1	10	2	2	129	36	93
7	501	315		112				43	1,433	176	20	405	58	94
26	265	337		112							23	230	60	95
410	8,495	13,550		886				277	21,598	1,628	403	6,400	820	96
								22	2,154	71	75	3,729	252	97
70	164,379	55,267		4,629	49	157,257	2,408	67	24,297	534	476	110,747	2,463	98
2	851	11		8				14	7,304	52	40	6,052	360	99
											3	321	16	100
53	1,649	3,147		122				18	198	85	12	135	23	101
43	29,574	48,271		1,272	114	151,575	3,208	76	81,104	1,736	143	150,884	5,058	102
1	1,227	1,890		21	10	34,234	488	5	12,040	202	1	1,454	31	103
1	90	140		22							1	90	20	104
					20	80,228	1,356	14	1,309	120	153	138,759	2,131	105
389	617,244	556,888	21,089	12,465	10	31,389	831	120	73,131	3,493	154	163,792	2,637	106
507	673,351	37,717	7,635	28,918	29	114,380	2,715	398	207,390	12,567	427	402,490	7,458	107
31	558	61		64				10	178	29	16	1,557	51	108
					1	283	8	5	1,052	28	5	511	18	109
5	35	1,058		10				12	240	31	21	215	46	110
12	6,430	5,554		108				50	49,855	564	33	25,138	271	111
3	1,071	2,244		25										112
12	4,706	905		338				28	5,566	542	80	2,404	719	113
														114
3,393	2,130,106	1,306,731	30,295	70,797	948	1,429,026	28,164	2,782	873,122	37,175	5,481	2,131,177	61,457	

12 GEORGE V, A. 1922

No. 5.—STATEMENT of Vessels, British, Canadian
 N° 5.—TABLEAU des navires britanniques, canadiens

ABSTRACT BY COUNTRIES—

No.	Countries from which arrived. Pays d'ou ils viennent.	With Cargoe—Chargés.									
		British—Britanniques.					Canadian—Canadiens.				
		Vessels. Navires.	Tons register. Tonnage enregistré.	Freight, Tons weight. Fret, poids tonneaux.	Freight, Tons measurement. Fret, jaugeage tonneaux.	Crew. Équipage.	Vessels. Navires.	Tons register. Tonnage enregistré.	Freight, Tons weight. Fret, poids tonneaux.	Freight, Tons measurement. Fret, jaugeage tonneaux.	Crew. Équipage.
1	United Kingdom	435	2,331,855	391,254	155,333	83,319	93	171,609	56,691	12,306	2,904
2	Australia	26	130,293	17,580	26,070	4,003	5	16,934	5,381	1,994	230
3	British South Africa										
4	British India	1	4,125	1,000		66	1	3,548			42
5	British West Indies	59	151,860	64,838	17,254	5,923	144	65,843	50,923	2	1,424
6	British Straits Settlements	2	6,100	3,634	6,939	152	4	11,248	5,006	682	199
7	Egypt										
8	Fiji Islands	3	10,021	0,662		143					
9	Gibraltar	1	2,837	7,000		57	1	100	175		7
10	Jamaica										
11	Malta										
12	Newfoundland	326	203,202	424,018	304	9,703	118	109,969	223,963	12	2,863
13	New Zealand										
14	Argentina						4	13,340	10,241		180
15	Azores-Madeira										
16	Belgium	38	220,568	28,454	18,451	7,527					
17	Brazil	1	2,672	6,800		45	1	3,331	509		45
18	Chili	1	2,948	7,000		57					
19	China	18	112,493	19,419	3,017	1,952	20	128,471	28,068	56,167	8,272
20	Cuba	3	8,434	9,440		108	23	31,193	54,838		664
21	Denmark										
22	Finland										
23	France	8	20,165	6,571		50	2	6,556	262	924	85
24	Germany	7	22,087	5,501	3,567	335					
25	Greece										
26	Greenland, Iceland, etc.										
27	Holland	1	2,952	491		56					
28	Italy						2	5,470	2,560	567	81
29	Japan	3	15,993	3,019	9,014	310	6	24,627	4,278	9,850	1,918
30	Mexico						2	2,791	4,886		42
31	Morocco										
32	Norway										
33	Peru	6	17,688	36,146		274	4	6,556	11,063		98
34	Philippines	4	27,378	2,091	2,132	480					
35	Porto Rico						1	97	175		6
36	Portugal						6	6,528	4,239		89
37	Russia	4	26,087	5,040	4,176	637					
38	St. Pierre	2	156	78		8	3	460	25		24
39	San Domingo										
40	Sea Fisheries	104	8,071	5,608		2,185	1,525	68,119	43,588		13,171
41	Spain	2	2,121	4,900		38	4	1,062	1,625		34
42	Sweden										
43	United States	247	539,388	121,395	1,590	19,467	1,480	1,308,100	175,634	6,792	72,532
44	Uruguay						2	6,885	2,193	4	87
45	From Sea						1	1,141	2,800		26
	Total	1,302	3,960,094	1,091,848	247,897	137,330	3,452	1,992,978	699,133	89,300	105,023

SESSIONAL PAPER No. 11a

and Foreign, entered Inwards from Sea.

et étrangers, venant de la mer.

ANALYSE PAR PAYS.

					In Ballast—Lêges.									No.
Foreign.					British.			Canadian.			Foreign.			
Étrangers.					Britanniques.			Canadiens.			Étrangers.			
Ves-	Tons	Freight,	Freight,	Crew.	Vessels	Tons	Crew.	Vessels	Tons	Crew.	Vessels	Tons	Crew.	
sels.	register.	Tons	Tons			register.			register.			register.		
Navi-	Ton-	Fret,	Fret,	Équi-	Navi-	Tonnage	Équi-	Navi-	Tonnage	Équi-	Navi-	Tonnage	Équi-	
res.	nage	poids	jaugeage	page.	res.	enre-	page.	res.	enre-	page.	res.	enre-	page.	
	enre-	ton-	ton-			gistré.			gistré.			gistré.		
	gistré.	neaux.	neaux.											
7	25,123	3,131	164	292	237	695,944	12,021	61	88,517	1,433	85	183,954	2,902	1
					5	25,928	696	1	3,384	30				2
					4	11,989	174	1	748	10	1	1,272	19	3
				84	4	750	25	4	4,860	95				4
					1	4,911	80							5
					10	32,367	405				36	89,675	1,462	6
				6										7
1	445	713												8
														9
14	24,933	51,609		403	427	93,415	3,878	207	127,964	4,151	3	8,952	138	10
					1	3,385	44				39	47,971	1,057	11
														12
														13
														14
														15
1	4,492	585		58	4	10,960	163							16
					1	236	6				11	30,636	454	17
														18
4	12,136	1,346	401	211				21	132,561	9,074				19
15	30,630	57,049		535				6	3,213	64				20
											19	22,109	335	21
											2	6,053	70	22
16	58,223	14,528	635	947	33	87,646	1,259	2	4,535	64	39	87,173	1,394	23
2	3,259	6,983		54							3	8,875	125	24
					2	5,339	76				7	16,910	255	25
					1	1,178	17				10	3,980	125	26
1	739	100		31	6	26,344	291				44	108,596	1,517	27
4	17,072	1,516	93	232	14	35,705	471				41	108,106	1,693	28
					7	26,251	422				6	20,827	327	29
75	465,488	27,881	20,906	9,676										30
40	193,846	357,588		1,503	1	2,458	38							31
					1	2,115	23				18	36,046	435	32
11	32,919	25,851		445										33
11	35,687	66,725		395										34
13	56,516	8,402	1,586	610	1	2,172	43				2	1,232	20	35
														36
					1	3,208	40				5	6,663	111	37
														38
28	5,450	2,043		737	27	1,969	161	33	4,917	271	136	25,400	5,727	39
1	1,039	69		36										40
1,443	42,952	18,032		12,015	47	4,213	815	200	12,263	2,404	837	27,731	7,174	41
1	283	296		8	7	10,152	158	7	2,197	48	13	19,457	428	42
3	7,089	849		84				1	4,184	55	5	12,332	195	43
1,697	1,167,402	657,121	6,510	42,432	96	328,207	6,024	2,142	481,038	19,372	4,108	1,248,530	34,885	44
					10	12,094	834	3	1,550	46	11	8,688	599	45
3,393	2,130,106	1,306,731	30,295	70,797	948	1,429,026	28,164	2,782	873,122	37,175	5,481	2,131,177	61,457	

12 GEORGE V, A. 1922

No. 5.—STATEMENT of Vessels, British, Canadian
 N° 5.—TABLEAU des vaisseaux britanniques, canadiens

RECAPIT

	Vessels. Navires.	Tons Register. Tonnage enregistré.	Freight, tons Weight. Fret, poids tonneaux.	Freight, tons Measurement. Fret, jaugeage tonneaux.	Crew. Équipage
With cargo—Chargés.—					
British—Britanniques.....	1,302	3,960,094	1,091,848	247,897	137,330
Canadian—Canadiens.....	3,452	1,992,978	699,133	89,309	105,023
Foreign—Étrangers.....	3,393	2,130,106	1,306,731	30,295	70,797
Total	8,147	8,083,178	3,097,712	367,492	313,150

SESSIONAL PAPER No. 11a

and Foreign, entered Inwards from Sea—Concluded.

et étrangers entrés aux ports, venant de la mer—Fin.

TULATION

	Vessels. Navires.	Tons Register. Tonnage enregistré.	Freight, tons Weight. Fret, poids, tonneaux.	Freight, tons Measurement. Fret, jaugeage tonneaux.	Crew Équipage
In Ballast—Lôges—					
British—Britanniques.....	948	1,420,026			28,164
Canadian—Canadiens.....	2,782	873,122			37,175
Foreign—Étrangers.....	5,481	2,131,177			61,457
Total.....	9,211	4,433,325			126,796
Grand total.....	17,358	12,516,503	3,097,712	367,492	439,946

12 GEORGE V, A. 1922

No. 6.—STATEMENT of Vessels, British Canadian and Foreign,

N° 6.—TABLEAU des navires britanniques, canadiens et étrangers

No.	Ports and Outports. Ports et ports secondaires.	With Cargoes—Chargés.								
		British—Britanniques.				Canadian—Canadiens.				
		Ves- sels. Na- vires.	Tons Register. Tonnage enre- gistré.	Freight, Tons Weight. Fret, poids, tonneaux.	Freight, Tons Mea- sure- ment. Fret, jau- geage, ton- neaux.	Crew. Équi- page.	Ves- sels. Na- vires.	Tons Register. Tonnage enre- gistré.	Freight, Tons Weight. Fret, poids, ton- neaux.	Freight, Tons Mea- sure- ment. Fret, jau- geage, ton- neaux.
1	Alert Bay, B.C.					14	3,283	8,699		262
2	Amherst, N.S.					2	867		2,000	13
3	Amherst Harbour, Que.					2	185	310		10
4	Annapolis Royal, N.S.					3	786	731	970	20
5	Anyox, B.C.					2	1,140	635		40
6	Arichat, N.S.					4	218	54		51
7	Baddeck, N.S.					43	5,989	18		461
8	Barnfield, B.C.					15	567	175		78
9	Barrington Passage, N.S.					1	77	85		7
10	Barton, N.S.					1	88		225	4
11	Bathurst, N.B.	5	3,253			4	4,657			90
12	Bear River, N.S.					4	726	350		23
13	Belliveau's Cove, N.S.					4	722		1,669	22
14	Bridgewater, N.S.	2	360	528		13	3,395	6,374		71
15	Britannia Beach, B.C.					99	35,464	50,568		1,502
16	Buctouche, N.B.									
17	Butedale, B.C.									
18	Campbellton, N.B.	8	14,233		45,504	6	3,739		7,715	81
19	Campo Bello, N.B.					2	186	6		4
20	Canso, N.S.	2	340	225		8	1,385	807	293	70
21	Caraquet, N.B.									
22	Cardigan, P.E.I.	1	76	103		5				
23	Charlottetown, P.E.I.	8	483	509		19	15,265	5,104	177	385
24	Chatham, N.B.	8	16,169		32,023					
25	Cheminus, B.C.					18	19,815	3,675	10,620	188
26	Chester, N.S.									
27	Chéticamp, N.S.									
28	Clark's Harbour, N.S.					5	220	238		15
29	Clementsport, N.S.					4	396	111	145	22
30	Dalhousie, N.B.									
31	Digby, N.S.					14	2,641	2,882	2,055	84
32	Freepont, N.S.					14	449	391		39
33	Gaspé, Que.	7	11,086		15,100	13	13,074	2,900	13,100	225
34	Georgetown, P.E.I.	4	176	240		19	1	32		4
35	Glace Bay, N.S.					10	243			31
36	Guysborough, N.S.					3	209			16
37	Halifax, N.S.	333	882,562	298,538	71,797	29,059	139,094	157,201	20,654	5,031
38	Hillsboro, N.B.					18	10,156	26,603		94
39	Indian Island, N.B.					7	142	64		14
40	Iona, B.C.									
41	Isaac's Harbour, N.S.	1	78	67		1	124	200		5
42	Joggin Mines, N.S.					3	360	240		5
43	Kentville, N.S.					1	291	226		7
44	Kingsport, N.S.	1	296	262	125	7	2	603	467	14
45	Ladner, B.C.					2	114	238		14
46	Ladysmith, B.C.					60	10,900	19,148		415
47	La Have, N.S.	2	712	1,240		13	2,886	5,009		86
48	Lévis, Que.									
49	Liverpool, N.S.	4	377	800		25	33	10,919	18,204	831
50	Lockport, N.S.					63	1,130	480		361
51	Lords Cove, N.B.					62	528	941		124
52	Louisburg, N.S.	57	69,524	134,909		45	22,848	38,052		752
53	Lower East Pubnico, N.S.					4	193	185		19
54	Lunenburg, N.S.	2	520	737		14	4,068	7,172		187
55	Malbone Bay, N.S.					6	853	1,511		39
56	Moncton, N.B.	5	9,129	20,342		2	136	198		6
57	Montague Bridge, P.E.I.	8	412	487		35				
58	Montmagny, Que.					1	1,952	1,750		35
59	Montreal, Que.	324	1,354,643	1,482,047	354,080	35,289	159,999	142,513	41,085	2,908
60	Moose Factory, Ont.	1	1,541	1,000		49				
61	Murray Harbour, P.E.I.									
62	Nanaimo, B.C.	6	19,811	6,750		290	153	27,614	40,562	540
63	New Campbellton, N.S.					7	1,327	5		45
64	New Castle, N.B.	5	9,039		18,700	147	1	1,453		29
65	New Westminster, B.C.					3	7,110	3,476		75
66	North East Harbour, N.S.									
67	North Head, N.B.					12	327	506		30
68	North Sydney, N.S.	373	139,166	109,825		7,723	38,346	65,550		1,777
69	Ocean Falls, B.C.	25	51,664	16,247		1,788	3	5,558	1,127	140

SESSIONAL PAPER No. 11a

entered Outwards for Sea at each Port and Outport.

allant à la mer, entrés à chaque port et port secondaire.

Foreign—Étrangers.					In Ballast—Lèges.											
					British—Britanniques.			Canadian—Canadiens.			Foreign—Étrangers.			No.		
Ves-sel.	Tons Register.	Freight, Tons Weight.	Freight, Tons Measurement.	Crew.	Ves-sels.	Tons Register.	Crew.	Ves-sels.	Tons Register.	Crew.	Ves-sels.	Tons Register.	Crew.	No.		
Navires.	Tonnage enregistré.	Fret, tonneaux.	Fret, jaugeage, tonneaux.	Équipage.	Navires.	Tonnage enregistré.	Équipage.	Navires.	Tonnage enregistré.	Na-page.	Navires.	Tonnage enregistré.	Équipage.			
									4	571	40	103	3,791	870	1	
															2	
3	267	315		34					1	60	9				3	
4	60	22	31	12					7	3,428	40	10	5,269	72	4	
1	754	500		23					57	990	280	2	89	22	5	
29	36,052	27		866					3	33	9	32	372	112	6	
26	592	267		86					7	74	18	6	250	98	7	
22	380	329		71					3						8	
															9	
7	9,238			81					12	155	47				10	
															11	
															12	
6	2,768	4,171		38											13	
6	1,314	2,298		146					4	160	28	1	24	8	14	
2	457		1,180	14											15	
									38	336	152	228	4,312	980	16	
15	12,609		25,745	200											17	
33	344	280		64					143	25,379	1,706	5	115	20	18	
8	1,272	923	129	117	10	1,627	223		55	6,799	1,051	71	4,020	1,116	19	
									111	1,722	464				20	
															21	
29	30,518		72,291	718					3	1,400	30				22	
28	19,932	140	13,234	266					8	368	63	5	940	47	23	
									17	200	53				24	
															25	
33	465	255		83					3	34	11	1	81	17	26	
												2	65	21	27	
															28	
9	14,329	22,612	27,129	291											29	
3	128	152		16					3	399	20				30	
4	78	21		9											31	
22	32,173		38,800	659											32	
									2	46	8				33	
									14	525	51				34	
															35	
180	240,345	76,835	27,279	5,737	30	55,769	1,617		35	42,871	859	116	236,061	3,802	36	
3	3,699	4,758		14											37	
86	1,080	1,016		177								7	60	14	38	
4	2,876	4		83											39	
3	411	362	51	12								5	170	49	40	
22	2,783	3,274		77											41	
															42	
3	2,261	1,786		102											43	
															44	
102	56,412	40,135		1,176					48	4,150	407	51	2,904	318	45	
4	44	70		11					66	6,683	1,298	1	77	15	46	
												2	3,479	55	47	
159	11,460	12,417		2,748	1	92	6		1	9	12				48	
44	2,503	1,283		744											49	
97	1,001	1,811		194					122	1,085	244	50	720	100	50	
143	45,023	86,586		2,116	10	13,215	305		20	6,583	360	26	5,017	487	51	
23	1,223	314		147					17	685	249	21	1,126	380	52	
1	599	1,100		9	4	653	100		184	16,231	3,281	15	1,035	267	53	
									13	1,050	204				54	
9	6,944	13,790		116											55	
															56	
															57	
107	293,492	522,820	23,001	4,430	3	7,487	113		7	13,007	236	97	183,247	2,723	58	
															59	
797	158,159	122,891		6,184					2	36	8				60	
2	1,148	2		16					72	5,112	528	158	6,334	809	61	
6	2,458		5,150	49											62	
6	17,471	6,436		224					2	56	17	2	268	16	63	
2	80	109		15					3	99	28	1	17	9	64	
2	32	40		4											65	
50	78,635	124,437		1,665	28	9,189	548		127	21,529	1,454	11	128	22	66	
75	94,812	62,278		2,934					13	1,708	96	127	42,402	3,910	67	
												5	8,712	230	68	

SESSIONAL PAPER No. 11a

entered Outwards for Sea at each Port and Outport—Concluded.

allant à la mer, entrés à chaque port et port secondaire—Fin.

Foreign—Étrangers.					In Ballast—L'Àges.											
					British—Britanniques.			Canadian—Canadiens.			Foreign—Étrangers.					
Ves-sels	Tons Register.	Freight, Tons Weight.	Freight, Tons Measurement.	Crew.	Ves-sels.	Tons Register.	Crew.	Ves-sels.	Tons Register.	Crew.	Ves-sels.	Tons Register.	Crew.	No.		
Na-vires.	Tonnage enre-gistré.	Fret, tonneaux.	Fret, jau-geage, ton-neaux.	Équi-page.	Na-vires.	Ton-nage enre-gistré.	Équi-page.	Na-vires.	Ton-nage enre-gistré.	Équi-page.	Na-vires.	Tonnage enre-gistré.	Équi-page.			
24	7,321	11,040		29				1	069	6	22	7,282	396	70		
1	283		683	7										71		
3	1,820	2,666		63				2	18	5	2	19	3	72		
1	3,302	1,494		54				2	23	4				73		
9	17,340	32,401		323				1	2,147	30	25	22,733	552	75		
2	2,360	3,400		40	49	7,291	1,128	27	4,421	390	3	1,038	51	76		
2	54	74		11				2	13	25	20	1,298	302	77		
3	3,490	3,687		65										78		
1	44	38		5										79		
1	12	14	18	3										80		
														81		
81	29,943	29,324	135	1,831				5	960	53	17	18,615	313	82		
90	9,624	1,342		639	33	3,153	853	634	9,020	2,828	1,185	45,403	6,832	83		
														84		
3	3,045	2,504		51				2	1,400	14	4	2,337	61	85		
26	39,128	49,383		811	7	4,213	137				11	17,396	353	86		
2	3,058	3,600		44										87		
1	86	170		4										88		
					2	26	7							89		
1	11	4		3										90		
36	2,960	1,647		717	1	92	6	1	93	23	68	4,815	1,379	91		
1	1,714	2,295	3,156	12										92		
17	2,627	2,261		325				6	351	85	31	2,307	651	93		
1	376		134	6										94		
								77	1,093	330				95		
17	28,822	16,878		452				1	9	12	32	4,130	149	96		
								6	287	63	2	120	36	97		
28	917	1,125		171				2	20	8				98		
26	270	53		104							23	225	87	99		
548	10,065	18,223		1,133				134	17,799	908	257	4,446	564	101		
19	2,566	4,953	471	72				6	20	6	55	1,212	184	102		
521	255,103	186,652	57,161	6,630	0	23,818	359	63	8,041	295	42	29,636	572	103		
11	4,380		11,555	44				1	12	2	29	2,291	319	104		
3	321	560		15				1	17	5				105		
12	156	137		23				3	47	6	48	918	102	106		
														107		
125	209,138	411,549		3,990	54	128,127	2,297	42	89,437	1,594	92	35,243	3,288	108		
1	1,454	170		31	1	1,866	34	3	3,788	75	1	1,227	21	109		
								1	132	4				110		
1	90	190		11							1	90	20	111		
125	161,397	102,212		2,293				10	1,547	97	43	1,223	339	112		
246	374,166	162,801	40,063	8,560	9	31,728	865	215	79,335	5,118	291	402,616	6,625	113		
124	202,985	6,864	160	8,218	96	241,495	8,172	330	363,530	18,410	741	849,157	32,547	114		
44	773	173		36										115		
8	608	42	1,251	30										116		
6	107	860		16							20	155	39	117		
54	46,599	77,870	610	436				4	36	44				118		
33	4,640	883		368				55	3,851	867	46	2,552	780	119		
														120		
4,478	2,627,746	2,247,502	349,417	70,513	347	529,841	16,770	2,892	752,231	44,746	4,272	1,971,597	73,214			

12 GEORGE V, A. 1922

No. 7.—STATEMENT of Vessels, British, Canadian
 N° 7.—TABLEAU des navires britanniques, canadiens et
 ABSTRACT BY COUNTRIES—

No.	Countries to which Departed. — Pays d'où ils viennent.	With Cargoes—Chargés.									
		British—Britanniques.					Canadian—Canadiens.				
		Ves- sels. — Na- vires.	Tons register. — Tonnage enre- gistré.	Freight, Tons weight. — Fret, poids, tonneaux.	Freight, Tons mea- sure- ment. — Fret, jau- geage, ton- neaux.	Crew. — Équi- page.	Ves- sels. — Na- vires.	Tons register. — Tonnage enre- gistré.	Freight, Tons weight. — Fret, poids, ton- neaux.	Freight, Tons mea- sure- ment. — Fret, jau- geage, ton- neaux.	Crew. — Équi- page.
1	United Kingdom.....	581	2,360,165	1,716,295	517,222	65,256	163	335,030	301,525	63,957	5,887
2	Australia.....	50	229,788	88,876	84,762	5,712	10	33,190	29,186	42,712	407
3	Bermuda.....	1	588	500	24	2	431	475	12
4	British South Africa.....	38	123,622	167,147	50,176	1,883	1	646	1,520	16
5	British Guiana.....	26	73,557	92,700	2,806	12	14,896	25,950	1,324	304
6	British Honduras.....	3	6,592	7,500	161
7	British India.....	5	16,157	28,531	14,797	313	1	3,384	5,550	44
8	British West Indies.....	2	445	406	125	13	68	57,484	94,743	22,633	1,267
9	British Oceania.....	15	54,480	30,392	1,138	8	27,078	8,619	1,572	324
10	Egypt.....	4	14,018	18,766	4,287	257
11	Gibraltar.....	8	27,990	52,709	357
12	Malta.....	1	2,504	6,300	37
13	Newfoundland.....	691	221,689	200,057	1,291	11,902	411	169,255	227,726	3,775	5,955
14	New Zealand.....	8	46,571	59,293	6,189	606	2	6,785	5,487	250	91
15	Argentina.....	10	25,063	20,374	32,608	435	13	35,836	50,096	5,555	474
16	Azores and Madeira.....	5	1,530	2,872	35
17	Belgium.....	34	158,537	167,912	8,329	4,692
18	Brazil.....	4	1,020	1,305	26	8	11,176	6,143	4,680	160
19	China.....	17	106,654	29,124	24,730	1,954	30	179,175	94,535	73,947	10,817
20	Chili.....
21	Cuba.....	3	1,099	770	24	42	27,875	42,268	4,533	644
22	Denmark.....
23	Dutch East Indies.....	3	8,770	8,315	5,058	165	2	7,098	6,034	2,494	88
24	Finland.....	2	4,400	10,495	71
25	France.....	70	204,266	351,507	14,589	4,035	4	4,949	7,627	100
26	French Africa.....	4	10,375	21,453	1,240	147	1	399	700	7
27	French West Indies.....	3	311	433	280	20
28	Germany.....	10	41,172	41,395	2,348	838
29	Greece.....	13	39,608	81,020	530	532
30	Greenland, Iceland, etc.....
31	Holland.....	14	48,020	93,233	6,236	666	1	987	1	7
32	Italy.....	13	39,243	82,360	2,210	532	2	4,300	7,257	53
33	Japan.....	15	69,005	19,864	13,689	1,237	1	3,039	1,380	983	274
34	Mexico.....	1	49	68	9
35	Norway.....	1	3,007	6,227	45
36	Peru.....	1	2,948	50	51
37	Philippines.....
38	Poland.....	6	14,492	20,042	311
39	Porto Rico.....	1	77	60	5	37	4,250	6,447	1,256	228
40	Portugal.....	1	341	600	6
41	Roumania.....	1	2,705	292	67
42	Russia.....	1	2,842	5,893	43
43	St. Pierre.....	29	2,267	4,117	195	31	5,371	6,185	604	203
44	Sau Domingo.....
45	Sea Fisheries.....	46	6,476	1,010	255	12,407	4,009	3,247
46	Spain.....	3	3,115	2,743	112	2	4,018	8,400	64
47	Spanish Africa.....	1	487	1,160	8
48	Sweden.....	1	4,184	9,621	54
49	Turkey.....
50	United States.....	196	652,836	133,158	31,346	21,407	2,238	926,870	492,488	64,706	67,800
51	Uruguay.....	2	4,992	3,263	5,181	94	4	4,607	2,427	3,318	78
52	Por Sea.....
	Total.....	1,929	4,626,658	3,570,943	827,235	129,016	3,364	1,892,153	1,453,858	301,259	98,835

SESSIONAL PAPER No. 11a

and Foreign, entered Outwards for Sea.

étrangers, allant à la mer entrés dans les ports du Canada.

RELEVÉ PAR PAYS.

Foreign—Étrangers.					In Ballast—Lèges.									No.
					British—Britanniques.			Canadian—Canadiens.			Foreign—Étrangers.			
Ves-sels. — Na-vires.	Tons register. — Tonnage enre-gistré.	Freight, Tons weight. — Fret, poids, tonneaux.	Freight, Tons mea-sure-ment. — Fret, jau-geage, ton-neaux.	Crew. — Équi-page.	Ves-sels. — Na-vires.	Tons regis-ter. — Ton-nage enre-gistré.	Crew. — Équi-page.	Ves-sels. — Na-vires.	Tons regis-ter. — Ton-nage enre-gistré.	Crew. — Équi-page.	Ves-sels. — Na-vires.	Tons register. — Tonnage enre-gistré.	Crew. — Équi-page.	
128	225,908	184,396	91,457	3,297	5	12,741	195	13	13,782	225	4	8,286	130	1
3	4,899	2,933	5,687	55	1	7,581	251	1	3,380	43				2
1	446		500	8										3
15	31,822	34,586	15,448	413							2	3,164	53	4
														5
														6
1	3,835	2,331		41										7
13	17,930	27,715	2,452	412				3	173	29				8
6	15,516	5,135	3,869	284										9
1	3,453	630		43										10
15	40,185	70,301		630										11
														12
28	28,942	29,533		552	63	124,258	2,246	51	85,935	1,513	4	1,530	68	13
														14
17	22,532	7,922	33,783	291							2	703	32	15
														16
28	95,620	138,498	4,333	1,379										17
1	1,062	1,750		12										18
3	10,447	4,718	3,094	256	2	14,344	249	21	131,194	8,771				19
6	13,625	2,384	1,150	180										20
21	15,011	15,035	5,397	333				1	1,472	27	2	2,665	57	21
4	6,575	4,015		150										22
														23
3	5,483	10,012		96										24
63	117,432	162,717	1,905	2,303							28	12,886	963	25
														26
1	319	550	816	8										27
2	12,127			372										28
18	43,824	91,061	1,225	633										29
5	5,233	8,797		151										30
35	70,303	126,737		1,094										31
73	217,144	398,810	680	3,166										32
37	165,161	41,715	8,926	3,165	5	28,373	728				36	204,727	4,791	33
2	1,290	1,047		44	1	3,407	37	2	3,084	48	34	164,116	1,267	34
24	64,397	129,856	335	925							2	6,334	88	35
1	2,457		1,820	28	1	2,948	50	2	2,768	50	1	252	10	36
1	3,895	671		44										37
1	4,729			182										38
														39
2	3,976	9,242	1,154	60										40
1	2,994	4,000		40										41
1	3,523	3,277		49										42
42	9,401	10,835		871	1	277	25	15	2,149	198	4	777	123	43
2	272	330		18							1	1,423	28	44
927	35,129	13,999		10,605	130	15,845	2,938	1,478	51,921	12,149	2,023	68,071	19,009	45
3	8,679	11,133		137										46
														47
8	14,780	1,364	2,115	298										48
2	7,546	6,148		83										49
2,933	1,289,844	683,259	163,271	37,805	125	305,021	8,958	1,304	456,147	21,681	2,116	1,488,313	45,849	50
														51
					13	15,046	1,093	1	226	12	13	8,341	737	52
4,478	2,627,746	2,247,502	349,417	70,513	347	529,841	16,770	2,892	752,231	44,746	4,272	1,971,597	73,214	52

12 GEORGE V, A. 1922

No. 7.—STATEMENT of Vessels, British, Canadian and
 N° 7.—TABLEAU des navires britanniques, canadiens et
 RECAPITULATION—

	Vessels. Navires.	Tons register. — Tonnage enregistré.	Freight, Tons weight. — Fret, poids, tonneaux.	Freight, Tons measure- ment. — Fret, jaugeage, tonneaux.	Crew. — Équipage.
With Cargoes—Chargés—					
British—Britanniques.....	1,929	4,626,658	3,570,943	827,235	129,016
Canadian—Canadiens.....	3,364	1,892,153	1,453,858	301,259	98,835
Foreign—Étrangers.....	4,478	2,627,746	2,247,502	349,417	70,513
Total.....	9,771	9,146,557	7,272,303	1,477,911	298,364

SESSIONAL PAPER No. 11a

Foreign, entered Outwards for Sea—Concluded.

étrangers allant à la mer, entrés dans les ports du Canada—Fin.

RÉCAPITULATION.

	Vessels. Navires.	Tons register. Tonnage enregistré.	Freight, Tons weight. Fret, poids, tonneaux.	Freight, Tons measure- ment. Fret, jaugeage, tonneaux.	Crew. Équipage.
In Ballast—Lèges—					
British—Britanniques.....	347	529,841			16,770
Canadian—Canadiens.....	2,892	752,231			44,746
Foreign—Étrangers.....	4,272	1,971,597			73,214
Total.....	7,511	3,253,669			134,730
Grand total.....	17,282	12,400,226	7,272,303	1,477,911	433,094

No. 8—SUMMARY STATEMENT of Sea-going Vessels entered and cleared at each Port and Outport.

RECAPITULATION BY PORTS AND OUTPORTS.

N° 8.—ÉTAT SOMMAIRE des navires de long cours qui sont arrivés et partis à chaque port et port secondaire.

RÉCAPITULATION PAR PORTS ET PORTS SECONDAIRES.

Ports and Outports. — Ports et ports secondaires.	Vessels Arrived. — Navires entrés.						Vessels Departed. — Navires sortis.					
	British. — Britanniques.		Foreign. — Etrangers.		Total. — Total.		British. — Britanniques.		Foreign. — Etrangers.		Total. — Total.	
	No.	Tons.	No.	Tons.	No.	Tons.	No.	Tons.	No.	Tons.	No.	Tons.
	Nomb.	Tonneaux.	Nomb.	Tonneaux.	Nomb.	Tonneaux.	Nomb.	Tonneaux.	Nomb.	Tonneaux.	Nomb.	Tonneaux.
Alert Bay, B.C.	8	1,043	139	4,023	147	5,066	18	3,854	103	3,791	121	7,645
Amherst, N.S.							2	867			2	867
Amherst Harbour, Que.			1	89	1	89	2	185	3	267	5	452
Annapolis Royal, N.S.	9	2,011	3	45	12	2,056	4	846	4	60	8	906
Anyox, B.C.	6	1,026	10	4,614	16	5,640	9	4,568	11	6,023	20	10,591
Arichat, N.S.	61	1,391	2	89	63	1,480	61	1,208	2	89	63	1,297
Baddeck, N.S.	31	5,472	17	20,788	48	26,260	43	5,989	29	36,052	72	42,041
Bansfield, B.C.	27	1,121	62	1,074	89	2,195	18	600	58	964	76	1,564
Barrington Passage, N.S.	5	139	26	484	31	623	8	151	28	630	36	781
Barton, N.S.							1	88			1	88
Bathurst, N.B.	16	1,936	7	9,238	23	11,174	21	8,065	7	9,238	28	17,303
Bear River, N.S.	3	357			3	357	4	726			4	726
Belliveau's Cove, N.S.	3	599			3	599	4	722			4	722
Bridgetown, N.S.	1	211			1	211						
Bridgewater, N.S.	12	3,755	6	2,768	18	6,523	12	3,755	6	2,768	18	6,523
Britannia Bench, B.C.	100	35,291	7	1,338	107	36,629	103	35,624	7	1,338	110	36,962
Buctouche, N.B.			2	457	2	457			2	457	2	457
Butedale, B.C.	38	336	228	4,312	266	4,648	38	336	228	4,312	266	4,648
Campbellton, N.B.	8	14,968	5	4,499	13	19,467	14	17,972	15	12,609	29	30,581
Campo Bello, N.B.	141	23,211	327	7,750	468	30,961	145	25,565	38	459	183	26,024
Canso, N.S.	86	11,018	74	4,352	160	15,370	75	10,151	79	5,301	154	15,452
Caracquet, N.B.	100	1,559			100	1,559	111	1,722			111	1,722
Cardigan, P.E.I.							1	76			1	76
Charlottetown, P.E.I.	10	1,967	1	211	11	2,178	30	17,157			30	17,157
Chatam, N.B.		10,025	8	4,303	14	14,328	8	16,169	20	36,518	37	52,687
Chemiaus, B.C.	5	228	28	7,270	33	7,498	26	20,183	33	20,872	59	41,055
Chester, N.S.	10	249			19	249	17	200			17	200
Cheticamp, N.S.			1	81	1	81			1	81	1	81
Clarks Harbour, N.S.	6	160	24	405	30	565	8	254	35	530	43	784
Clementsport, N.S.	4	396			4	396	4	396			4	396
Dalhousie, N.B.			8	5,624	8	5,624			9	14,329	9	14,329
Digby, N.S.	11	1,626	6	1,767	17	3,393	17	3,040	3	128	20	3,168
Freeport, N.S.	16	541	3	45	19	586	14	4,440	4	78	18	527
Gaspé, Que.	10	12,801	17	22,404	27	35,205	20	24,100	22	32,173	42	56,333
Georgetown, P.E.I.	7	282			7	282	7	254			7	254

Glace Bay, N.S.	24	775			24	775	24	768		24	768	
Guysborough, N.S.							3	299		3	299	
Halifax, N.S.	569	1,031,575	262	458,982	831	1,490,557	712	1,120,296	296	476,406	1,008	1,590,702
Hantsport, N.S.	18	21,302	9	15,718	27	37,020						
Hillsboro, N.B.	12	12,526	2	1,800	14	14,416	18	10,156	3	3,600	21	22,756
Indian Island, N.B.	16	247	93	1,135	109	3,416	7	142	93	1,140	100	1,282
Iona, N.S.			3	2,157	3	2,157			4	2,876	4	2,876
Isaac's Harbour, N.S.	1	74	4	99	5	173	2	202	8	581	10	783
Joggin Mines, N.S.	1	120	22	2,783	23	2,903	3	360	22	2,783	25	3,143
Kentville, N.S.	1	118			1	118	1	291			1	291
Kingsport, N.S.			3	2,201	3	2,261	3	899	3	2,261	6	3,160
Ladner, B.C.							2	114			2	114
Ladysmith, B.C.	180	37,107	150	49,678	330	86,785	108	15,140	153	59,316	261	74,456
La Have, N.S.	107	15,648	4	106	111	15,754	81	10,281	5	121	86	10,402
Levis, Que.			1	5,267	1	5,267			2	3,479	2	3,479
Liverpool, N.S.	68	6,066	155	10,655	223	16,721	89	11,397	159	11,460	248	22,857
Lockport, N.S.	35	1,255	45	2,714	80	3,969	33	1,130	44	2,503	77	3,633
Lord's Cove, N.B.	227	2,118	162	1,964	389	4,082	184	1,613	147	1,721	331	3,334
Louisburg, N.S.	136	114,854	191	101,755	327	216,609	132	112,170	169	50,040	301	162,210
Lower East Pubnico, N.S.	17	716	35	1,547	52	2,282	21	878	44	2,349	65	3,227
Lunenburg, N.S.	293	42,403	14	954	307	43,447	221	21,472	16	1,634	237	23,106
Mahone Bay, N.S.	26	2,739			26	2,739	19	1,909			19	1,909
Maitland, N.S.	1	125			1	125						
Moncton, N.B.	3	4,111	7	4,456	10	8,567	7	9,265	9	6,944	16	16,209
Montague Bridge, P.E.I.	4	202			4	202	8	412			8	412
Montmagny, Que.							1	1,952			1	1,952
Montreal, Que.	390	1,475,850	109	349,178	499	1,825,028	422	1,535,136	204	476,739	628	2,011,875
Moose Factory, Ont.	1	1,541			1	1,541	1	1,541			1	1,541
Murray Harbour, P.E.I.	1	10			1	10	2	36			2	36
Nanaimo, B.C.	153	35,725	920	147,963	1,073	183,688	231	52,537	955	164,493	1,186	217,030
New Campbellton, N.S.	8	1,352	2	1,148	10	2,500	7	1,327	2	1,148	9	2,475
New Castle, N.B.	3	5,903	7	3,687	10	9,596	6	10,492	6	2,458	12	12,950
New Westminster, B.C.	7	4,307	8	17,712	15	22,019	5	7,166	8	17,739	13	24,905
North East Harbour, N.S.	4	112	2	26	6	141	3	99	3	97	6	196
North Head, N.B.	163	26,982	15	187	178	27,169	139	21,856	13	160	152	22,016
North Sydney, N.S.	729	245,171	180	114,692	909	359,865	556	179,409	177	121,037	732	300,446
Ocean Falls, B.C.	57	93,729	81	103,749	138	197,478	28	57,222	80	103,525	108	160,747
Parrsboro, N.S.	39	13,169	40	12,935	79	26,104	60	20,944	46	14,603	106	35,547
Paspébiac, Que.	2	1,409	1	915	3	2,324	3	1,851	1	283	4	2,134
Pictou, N.S.	5	3,169	2	856	7	4,025	7	11,169	3	1,820	10	12,989
Port Alberni, B.C.	4	1,100	3	23	7	1,123	2	18	3	3,321	5	3,339
Port Clyde, N.S.							2	23			2	23
Port Hastings, N.S.	6	8,714	17	30,101	23	38,815	6	9,467	34	40,073	40	49,540
Port Hawkesbury, N.S.	87	14,118	8	4,673	95	18,791	80	12,796	5	3,404	85	16,200
Port La Tour, N.S.			2	54	2	54			2	54	2	54
Port Mulgrave, N.S.	1	226	1	199	2	425	3	356	23	4,788	26	5,144
Port Renfrew, B.C.	5	204	1	44	6	248	4	143	1	44	5	187
Port Wade, N.S.	2	361			2	361			1	12	2	37
Port Williams, N.S.							1	343			1	343
Powell River, B.C.	30	32,295	97	48,686	127	80,981	61	44,405	98	48,558	159	92,663
Prince Rupert, B.C.	787	67,637	1,327	57,446	2,114	125,983	713	67,050	1,275	55,027	1,988	122,077
Pugwash, N.S.	4	725			4	725					7	1,544
Quatsino, B.C.	2	1,082	4	911	6	1,993	3	1,941	7	5,382	10	7,323
Quebec, Que.	192	920,777	12	31,074	204	951,851	141	475,871	37	56,524	178	532,405
Rimouski, Que.	9	16,951	2	3,058	11	20,009	9	16,951	2	3,058	11	20,009
River Hebert, N.S.	1	148	1	86	2	234	2	296	1	86	3	382
Sackville, N.B.	1	148			1	148						
Salmon River, N.S.	2	82	3	15	5	97	3	97			3	97

No. 8.—SUMMARY STATEMENT of Sea-going Vessels entered and cleared at each Port and Outport—*Concluded.*

RECAPITULATION BY PORTS AND OUTPORTS.

N° 8.—ÉTAT SOMMAIRE des navires de long cours qui sont arrivés et partis à chaque port et port secondaire.—*Fin.*

RÉCAPITULATION PAR PORTS ET PORTS SECONDAIRES.

Ports and Outports. Ports et ports secondaires.	Vessels Arrived. Navires entrés.						Vessels Departed. Navires sortis.					
	British. Britanniques.		Foreign. Etrangers.		Total. Total.		British. Britanniques.		Foreign. Etrangers.		Total. Total.	
	No.	Tons.	No.	Tons.	No.	Tons.	No.	Tons.	No.	Tons.	No.	Tons.
	Nomb.	Tonneaux.	Nomb.	Tonneaux.	Nomb.	Tonneaux.	Nomb.	Tonneaux.	Nomb.	Tonneaux.	Nomb.	Tonneaux.
Sandy Cove, N.S.			1	11	1	11			1	11	1	11
Sandy Point, N.S.	19	3,368	102	7,338	121	10,706	13	1,257	104	7,775	117	9,032
Sheet Harbour, N.S.	1	454	1	1,714	2	2,168	2	881	1	1,714	3	2,595
Shelburne, N.S.	12	2,857	47	4,428	59	7,285	11	1,096	48	4,934	59	6,030
Sherbrooke, N.S.	2	523	2	752	4	1,275	11	2,447	1	376	12	3,023
Shippegan, N.B.	71	1,037			71	1,037	77	1,093			77	1,093
Sidney, B.C.	40	3,272	42	19,040	82	22,312	18	12,224	49	32,961	67	45,185
Sorel, Que.							3	247			3	247
Souris, P.E.I.	6	300	2	129	8	429	9	495	2	129	11	624
Steveston, B.C.	53	1,901	27	906	80	2,807	47	1,958	28	917	75	2,875
Stickeen, B.C.			49	495	49	495			49	495	49	495
St. Andrews, N.B.	293	21,792	813	14,895	1,106	36,687	273	25,155	805	14,511	1,078	39,666
St. George, N.B.	22	2,154	75	3,729	97	5,883	22	2,756	74	3,778	96	6,534
St. John, N.B.	332	757,220	546	275,126	878	1,032,346	282	629,145	563	284,739	845	913,884
St. Martin's, N.B.	22	12,114	42	6,903	64	19,017	23	11,565	40	6,671	63	18,236
St. Peter's, N.S.	3		3	321	3	321	1	17	3	321	4	338
St. Stephens, N.B.	19	343	65	1,784	84	2,127	7	248	60	1,074	67	1,322
Summerside, P.E.I.							2	1,584			2	1,584
Sydney, N.S.	319	518,392	186	180,458	505	698,850	524	686,628	217	244,381	741	931,009
Three Rivers, Que.	18	51,295	2	2,681	20	53,976	19	52,837	2	2,681	21	55,518
Truro, N.S.							1	132			1	132
Tusket, N.S.			2	180	2	180			2	180	2	180
Union Bay, B.C.	34	81,537	153	138,759	187	220,296	81	256,950	168	164,620	249	421,579
Vancouver, B.C.	788	1,381,966	543	781,006	1,331	2,162,972	746	988,384	537	776,785	1,283	1,765,169
Victoria, B.C.	880	782,955	934	1,075,841	1,814	1,858,796	929	811,137	865	1,052,142	1,794	1,863,279
Westport, N.S.	14	274	47	2,115	61	2,389	8	142	44	773	52	915
Weymouth, N.S.	10	2,164	5	511	15	2,675	6	1,487	8	608	14	2,095
White Rock, B.C.	44	784	20	250	70	1,034	54	1,801	26	262	80	2,063
Windsor, N.S.	77	66,822	45	31,568	122	98,390	97	85,487	54	46,599	151	132,086
Wolfville, N.S.	2	488	3	1,671	5	2,159						
Yarmouth, N.S.	221	158,386	92	7,110	313	165,496	233	155,526	79	7,192	312	162,718
York Factory, Man.	2	1,937			2	1,937	1	396			1	396
Total	8,484	8,255,220	8,874	4,261,283	17,358	12,516,503	8,532	7,800,883	8,750	4,599,343	17,282	12,400,226

No. 9.—STATEMENT of Nationalities of Sea-going Vessels entered and cleared.

ABSTRACT BY NATIONALITIES—RÉSUMÉ PAR NATIONALITÉS.

Arrived—Arrivés.			Departed—Partis.		
Flag—Pavillon.	Number. Nombre.	Tons. Tonneaux.	Flag—Pavillon.	Number. Nombr.	Tons. Tonneaux.
United Kingdom.....	8,484	8,255,220	United Kingdom.....	8,532	7,800,883
Austria.....	1	2,444	Argentina.....	2	703
Belgium.....	8	22,589	Belgium.....	10	25,191
Brazil.....	2	5,998	Brazil.....	2	5,998
Denmark.....	34	17,377	Denmark.....	33	22,264
Finland.....	3	3,476	Finland.....	1	1,516
France.....	245	124,668	France.....	284	159,786
Greece.....	23	56,554	Greece.....	21	49,410
Holland.....	39	91,455	Holland.....	44	115,132
Italy.....	76	209,513	Italy.....	75	218,954
Japan.....	134	713,851	Japan.....	138	728,125
Norway.....	139	262,105	Norway.....	152	299,484
Russia.....	6	3,312	Peru.....	1	252
Spain.....	3	7,920	Roumania.....	2	5,598
Sweden.....	12	24,898	Russia.....	7	3,595
United States.....	8,147	2,712,534	San Domingo.....	1	178
Uruguay.....	2	2,589	Spain.....	5	11,464
			Sweden.....	11	20,590
			United States.....	7,959	2,028,514
			Uruguay.....	2	2,589
Total.....	17,358	12,516,503	Total.....	17,282	12,400,226

DESCRIPTION OF VESSELS—DESCRIPTION DES NAVIRES.

	Arrived—Arrivés.							Departed—Partis.					
	Steamers.		Sailing Vessels.		Total.			Steamers.		Sailing Vessels.		Total.	
	Vapeurs.		Voiliers.		Total.			Vapeurs.		Voiliers.		Total.	
	Number.	Tons.	Number.	Tons.	Number.	Tons.		Number.	Tons.	Number.	Tons.	Number.	Tons.
Nomb.	Tonneaux.	Nomb.	Tonneaux.	Nomb.	Tonneaux.	Nomb.	Tonneaux.	Nomb.	Tonneaux.	Nomb.	Tonneaux.		
British—Britanniques.....	6,204	7,892,802	2,280	362,418	8,484	8,255,220	British—Britanniques.....	6,284	7,447,553	2,248	353,330	8,532	7,800,883
Foreign—Étrangers.....	7,796	3,988,625	1,078	272,658	8,874	4,261,283	Foreign—Étrangers.....	7,485	4,297,221	1,265	302,122	8,750	4,599,343
Total.....	14,000	11,881,427	3,358	635,076	17,358	12,516,503	Total.....	13,769	11,744,774	3,513	655,452	17,282	12,400,226

No. 10.—SUMMARY STATEMENT of Sea-going Vessels entered Inwards and Outwards.

N° 10.—ÉTAT SOMMAIRE des navires de long cours entrés et sortis.

Nationalities. — Nationalités.	Sea-going Vessels, Inwards. — Navires de long cours entrés.					Sea-going Vessels, Outwards. — Navires de long cours sortis.					Total Sea-going Vessels, Inwards and Outwards. — Total, navires de long cours entrés et sortis.				
	Vessels.	Tons Register.	Freight, Tons Weight.	Freight, Tons measurement.	Crew.	Vessels	Tons Register.	Freight, Tons Weight.	Freight, Tons measurement.	Crew.	Vessels.	Tons Register.	Freight, Tons Weight.	Freight, Tons measurement.	Crew.
	Navires.	Tonnage enregistré.	Fret, poids tonneaux.	Fret, jaugeage tonneaux.	Equi-page.	Navires.	Tonnage enregistré.	Fret, poids tonneaux.	Fret, jaugeage tonneaux.	Equi-page.	Navires.	Tonnage enregistré.	Fret, poids tonneaux.	Fret, jaugeage tonneaux.	Equi-page.
British—Britanniques.	2,250	5,389,120	1,091,848	247,897	165,494	2,276	5,156,499	3,570,943	827,235	145,786	4,526	10,545,619	4,662,791	1,075,132	311,280
Canadian—Canadiens.	6,234	2,866,100	609,133	80,300	142,198	6,256	2,644,384	1,453,858	301,259	143,581	12,490	5,510,484	2,152,991	390,550	285,779
Foreign—Etrangers...	8,874	4,261,283	1,306,731	30,295	132,254	8,750	4,599,343	2,247,502	349,417	143,727	17,624	8,860,626	3,554,233	379,712	275,981
Total.....	17,358	12,516,503	3,097,712	367,492	439,946	17,282	12,400,226	7,272,303	1,477,911	433,094	34,640	24,916,729	10,370,015	1,845,403	873,040

No. 11.—SUMMARY STATEMENT of Vessels arrived and departed (exclusive of Coasting Vessels).

N° 11.—ÉTAT SOMMAIRE des navires arrivés et partis (à l'exclusion des cabotiers).

Nationalities. Nationalités.	Sea-going Vessels, Inwards and Outwards. Navires de long cours entrés et sortis.			Vessels of the Inland Waters between Canada and the United States. Naviguant dans les eaux intérieures entre le Canada et les Etats-Unis.			Total Shipping (Exclusive of Coasting Vessels) Inwards and Outwards. Grands totaux des navires (à l'exclusion cabotiers) entrés et sortis.		
	Vessels. Navires.	Tons Register. Tonnage enregistré.	Crew. Equipage.	Vessels. Navires.	Tons Register. Tonnage enregistré.	Crew. Equipage.	Vessels. Navires.	Tons Register. Tonnage enregistré.	Crew. Equipage.
British—Britanniques.....	4,526	10,545,619	311,280				4,526	10,545,619	311,280
Canadian—Canadiens.....	12,490	5,510,484	285,779	27,387	16,726,478	559,558	39,877	22,236,962	845,337
Foreign—Etrangers.....	17,624	8,860,626	275,981	32,746	13,005,423	352,343	50,370	21,866,049	628,324
Total.....	34,640	24,916,729	873,040	60,133	29,731,901	911,901	94,773	54,648,630	1,784,941

12 GEORGE V, A. 1922

TRADE WITH EACH COUNTRY AND
 No. 12.—STATEMENT of the Number and Tonnage of Steam and Sailing Vessels
 in Canada from Foreign Countries, distinguishing the Nationality

COMMERCE AVEC CHAQUE PAYS
 N° 12.—RELEVÉ du nombre et du tonnage des navires à voiles et à vapeur *venant*
 Canada, de pays étrangers, distinguant la nationalité

Ports and Outports and Countries whence arrived. Ports et ports secondaires et pays de départ.	British. — Britannique.		United States. — Américaine.		Norwegian. — Norvégienne.		Austrian. — Autrichienne.		Belgian. — Belge.	
	Ves- sels. — Navi- res.	Tons Register. — Tonnage enregistré.	Ves- sels. — Navi- res.	Tons Register. — Tonnage enregistré.	Ves- sels. — Navi- res.	Tons Register. — Tonnage enregistré.	Ves- sels. — Navi- res.	Tons Register. — Tonnage enregistré.	Ves- sels. — Navi- res.	Tons Register. — Tonnage enregistré.
Alert Bay, B.C.—										
United States..... (a)	8	1,043	100	3,182						
Sea Fisheries..... (a)			30	841						
Total.....	8	1,043	139	4,023						
Amherst Harbour, Que.—										
Newfoundland..... (b)			1	89						
Annapolis Royal, N.S.—										
Cuba..... (b)	1	262								
United States..... (b)	8	1,749	3	45						
Total.....	9	2,011	3	45						
Anyox, B.C.—										
Great Britain..... (a)	6	1,026								
United States..... (a)			10	4,614						
Total.....	6	1,026	10	4,614						
Arichat, N.S.—										
Sea Fisheries..... (b)	61	1,391	2	89						
Baddeck, N.S.—										
Newfoundland..... (a)	7	367	7	11,385						
Newfoundland..... (b)	5	146								
United States..... (a)	6	4,582	6	9,127						
United States..... (b)	2	167								
Sea Fisheries..... (b)	11	210	4	276						
Total.....	31	5,472	17	20,788						
Bamfield, B.C.—										
United States..... (a)	27	1,121	45	996						
Sea Fisheries..... (a)			17	78						
Total.....	27	1,121	62	1,074						
Barrington Passage, N.S.—										
United States..... (a)	2	105	19	200						
Sea Fisheries..... (a)	3	34	7	284						
Total.....	5	139	26	484						
Bathurst, N.B.—										
Great Britain..... (a)	1	1,267								
Great Britain..... (b)	1	353	2	2,078						
British W. Indies..... (b)	1	139								
Newfoundland..... (b)			1	1,389						
Holland..... (b)					1	1,590				
Norway..... (b)										
United States..... (a)			1	1,528						
United States..... (b)			1	1,512						
Sea Fisheries..... (b)	13	177								
Total.....	16	1,936	5	6,507	1	1,590				
Bear River, N.S.—										
United States..... (b)	3	357								

(a.) Steam—A. vapeur (b.) Sail—A. voiles.

SESSIONAL PAPER No. 11a

NATIONALITY OF VESSELS.

entered Inwards from Sea at each of the undermentioned Ports and Outports of the Vessels employed in the trade with each Country.

ET NATIONALITÉ DES NAVIRES.

de la mer entrés à chacun des ports et ports secondaires sous-mentionnés, au des navires employés au commerce avec chaque pays.

Danish. Danoise.		French. Française.		German. Allemande.		Italian. Italienne.		Russian. Russe.		Other Nationalities. Autree nationalités.			Total. Total.	
Ves- sels.	Tons Regis- ter.	Ves- sels.	Tons Regis- ter.	Ves- sels.	Tons Regis- ter.	Ves- sels.	Tons Regis- ter.	Ves- sels.	Tons Regis- ter.	Names.	Ves- sels.	Tons Regis- ter.	Ves- sels.	Tons Regis- ter.
Navires.	Tonnage en- registré.	Navires.	Tonnage en- registré.	Navires.	Tonnage en- registré.	Navires.	Tonnage en- registré.	Navires.	Tonnage en- registré.	Noms.	Navires.	Tonnage en- registré.	Navires.	Tonnage en- registré.
													117	4,225
													30	841
													147	5,066
													1	89
													1	262
													11	1,794
													12	2,056
													6	1,026
													10	4,614
													16	5,640
													63	1,480
													14	11,752
													5	146
													12	13,709
													2	167
													15	486
													48	26,260
													72	2,117
													17	78
													89	2,195
													21	305
													10	318
													31	623
													1	1,267
													3	2,431
													1	139
													1	1,389
													1	1,590
										Uruguayan.	1	1,141	1	1,141
													1	1,528
													1	1,512
													13	177
													1	1,141
													23	11,174
													3	357

12 GEORGE V, A. 1922

No. 12.—STATEMENT of the Number and Tonnage of Steam

N° 12.—RELEVÉ du nombre et du tonnage des navires

Ports and Outports and Countries whence arrived. Ports et ports secondaires et pays de départ.	British. Britannique.		United States. Américaine.		Norwegian. Norvégienne.		Austrian. Autrichienne.		Belgian. Belge.	
	Ves- sels.	Tons Register.	Ves- sels.	Tons Register.	Ves- sels.	Tons Register.	Ves- sels.	Tons Register.	Ves- sels.	Tons Register.
	Navi- res.	Tonnage enregistré.	Navi- res.	Tonnage enregistré.	Navi- res.	Tonnage enregistré.	Navi- res.	Tonnage enregistré.	Navi- res.	Tonnage enregistré.
Belliveau's Cove, N.S.—										
Cuba..... (b)	1	238								
United States..... (b)	2	361								
Total.....	3	599								
Bridgetown, N.S.—										
United States..... (b)	1	211								
Bridgewater, N.S.—										
Great Britain..... (a)				613						
United States..... (b)	12	3,755	5	2,155						
Total.....	12	3,755	6	2,768						
Britannia Beach, B.C.—										
United States..... (a)	100	35,291	7	1,338						
Buctouche, N.B.—										
Denmark..... (b)										
Butedale, B.C.—										
Sea Fisheries..... (a)	38	336	228	4,312						
Campbellton, N.B.—										
Great Britain..... (a)	5	8,224			1	801				
France..... (a)					1	892				
Italy..... (a)	2	4,876								
Spain..... (a)	1	1,868								
United States..... (b)			2	2,362						
Greenland, Iceland, etc. (b)										
Total.....	8	14,968	2	2,362	2	1,790				
Campo Bello, N.B.—										
United States..... (a)	141	23,211	327	7,750						
Canso, N.S.—										
Newfoundland..... (b)	7	711								
United States..... (a)	2	382	15	968						
United States..... (b)	5	512	5	444						
Sea Fisheries..... (a)	39	6,773	41	1,983						
Sea Fisheries..... (b)	33	2,640	13	957						
Total.....	86	11,018	74	4,352						
Caraquef, N.B.—										
Sea Fisheries..... (b)	100	1,550								
Charlottetown, P.E.I.—										
British W. Indies..... (b)	3	733								
Newfoundland..... (a)	1	1,043								
Newfoundland..... (b)	3	150								
Denmark..... (b)										
Sea Fisheries..... (b)	3	35								
Total.....	10	1,967								
Chatham, N.B.—										
Great Britain..... (a)	5	8,658								
Great Britain..... (b)	1	1,367								
Newfoundland..... (a)			1	1,528						
United States..... (a)			1	1,455						
Denmark..... (b)										
Total.....	6	10,025	2	3,013						
Chemainus, B.C.—										
United States..... (a)	4	140	27	5,931						
United States..... (b)	1	86	1	1,359						
Total.....	5	228	28	7,270						

(a) Steam—A vapeur. (b) Sail—A voiles.

SESSIONAL PAPER No. 11a

and Sailing Vessels entered Inwards from Sea, etc.—Continued.

à voiles et à vapeur, venant de la mer, etc.—Suite.

Danish. Danoise.		French. Française.		German. Allemande.		Italian. Italienne.		Russian. Russe.		Other Nationalities. Autres nationalités.			Total. Total.	
Ves- sels.	Tons Regis- ter.	Ves- sels.	Tons Regis- ter.	Ves- sels.	Tons Regis- ter.	Ves- sels.	Tons Regis- ter.	Ves- sels.	Tons Regis- ter.	Names.	Ves- sels.	Tons Regis- ter.	Ves- sels.	Tons Regis- ter.
Navi- res.	Tonnage en- registré.	Navi- res.	Tonnage en- registré.	Navi- res.	Tonnage en- registré.	Navi- res.	Tonnage en- registré.	Navi- res.	Tonnage en- registré.	Noms.	Navi- res.	Tonnage en- registré.	Navi- res.	Tonnage en- registré.
													1	238
													2	361
													3	599
													1	211
													1	613
													17	5,910
													18	6,523
													107	36,629
2	457												2	457
													266	4,648
													6	9,115
													1	899
													2	4,876
													1	1,868
													2	2,302
1	347												1	347
1	347												13	19,467
													468	30,961
													7	711
													17	1,350
													10	956
													80	8,750
													46	3,597
													160	15,370
													100	1,559
													3	733
													1	1,043
													3	156
1	211												1	211
													3	35
1	211												11	2,178
													5	8,658
													2	1,614
													1	1,528
													1	1,485
5	1,043												5	1,043
6	1,296												14	14,328
													31	6,071
													2	1,427
													33	7,498

12 GEORGE V, A. 1922

No. 12.—STATEMENT of the Number and Tonnage of Steam
 N° 12.—RELEVÉ du nombre et du tonnage des navires

Ports and Outports and Countries whence arrived. Ports et ports secondaires et pays de départ.	British. Britannique.		United States. Américaine.		Norwegian. Norvégienne.		Austrian. Autrichienne.		Belgian. Belge.	
	Ves- sels.	Tons Register.	Ves- sels.	Tons Register.	Ves- sels.	Tons Register.	Ves- sels.	Tons Register.	Ves- sels.	Tons Register.
	Navi- res.	Tonnage enregistré.	Navi- res.	Tonnage enregistré.	Navi- res.	Tonnage enregistré.	Navi- res.	Tonnage enregistré.	Navi- res.	Tonnage enregistré.
Chester, N.S.— Sea Fisheries..... (b)	19	249								
Chéticamp, N.S.— Sea Fisheries..... (b)			1	81						
Clarks Harbour, N.S.— United States..... (a)	3	130	23	371						
Sea Fisheries..... (a)	3	30	1	34						
Total.....	6	160	24	405						
Clementsport, N.S.— United States..... (b)	4	306								
Dalhousie, N.B.— Great Britain..... (b)					1	1,439				
Spain..... (b)										
Greenland, Iceland, etc. (b)										
Denmark..... (b)					1	1,395				
Total.....					2	2,834				
Digby, N.S.— United States..... (a)	1	888	3	93						
United States..... (b)	10	738	2	27	1	1,637				
Total.....	11	1,626	5	120	1	1,637				
Freeport, N.S.— United States..... (b)	16	541	3	45						
Gaspé, Que — Great Britain..... (a)	5	7,044			2	3,074				
British W. Indies..... (b)	1	155								
Newfoundland..... (a)			2	2,070	1	1,750				
Newfoundland..... (b)			1	621						
Norway..... (a)	1	2,115								
Portugal..... (b)	1	330								
Spain..... (b)										
United States..... (a)	2	2,557	9	13,142						
United States..... (b)			1	864						
Total.....	10	12,801	13	16,697	3	5,424				
Georgetown, P.E.I.— Newfoundland..... (b)	4	221								
United States..... (b)	1	13								
Sea Fisheries..... (b)	2	48								
Total.....	7	282								
Glace Bay, N.S.— Great Britain..... (a)	4	256								
Great Britain..... (b)	20	519								
Total.....	24	775								
Halifax, N.S.— Great Britain..... (a)	104	452,041	18	52,119	5	7,993				
Great Britain..... (b)	3	1,148								
British W. Indies..... (a)	45	98,923	1	985						
British W. Indies..... (b)	0	1,468								
Newfoundland..... (a)	42	44,052	4	6,849	3	5,378				
Newfoundland..... (b)	76	7,818	1	106						
Belgium..... (a)			2	10,597	1	748				
Belgium..... (b)	1	1,469								
Denmark..... (a)			3	7,518						
Denmark..... (b)					1	1,043				
Cuba..... (a)	10	15,574	3	5,168						
Cuba..... (b)	1	427								

(a) Steam—A vapeur. (b) Sail—A voiles.

12 GEORGE V, A. 1922

No. 12.—STATEMENT of the Number and Tonnage of Steam
N° 12.—RELEVÉ du nombre et du tonnage des navires

Ports and Outports and Countries whence arrived. Ports et ports secondaires et pays de départ.	British. — Britannique.		United States. — Américaine.		Norwegian. — Norvégienne.		Austrian. — Autrichienne.		Belgian. — Belge.	
	Ves- sels.	Tons Register.	Ves- sels.	Tons Register.	Ves- sels.	Tons Register.	Ves- sels.	Tons Register.	Ves- sels.	Tons Register.
	Navires.	Tonnage enregistré.	Navires.	Tonnage enregistré.	Navires.	Tonnage enregistré.	Navires.	Tonnage enregistré.	Navires.	Tonnage enregistré.
<i>Halifax, N.S.—Continued</i>										
France.....(a)	2	4,984	3	7,215	1	2,584				
France.....(b)										
Germany.....(a)			2	7,199						
Holland.....(a)	2	12,488	3	9,061						
Italy.....(a)			1	4,111						
Italy.....(b)			1	698						
Norway.....(a)					6	11,524				
Porto Rico.....(b)	1	97								
Portugal.....(a)	1	4,173	1	2,174						
Finland.....(a)			2	6,053						
St. Pierre.....(a)	1	53								
St. Pierre.....(b)	2	367								
Spain.....(a)	3	6,428	1	3,347						
Spain.....(b)	4	1,708								
Sweden.....(a)			3	7,966						
United States.....(a)	123	324,612	54	108,306	10	7,465			3	10,653
United States.....(b)	25	8,418	6	2,314						
Gibraltar.....(a)	2	7,270	5	9,723						
Greenland, Iceland etc.....(b)	1	1,178			1	603				
From Sea.....(a)	11	13,636	4	2,388	1	485				
Argentina.....(a)	2	6,671								
Sea Fisheries.....(a)	59	6,598	37	4,044						
Sea Fisheries.....(b)	35	2,411	4	315						
British India.....(a)	1	3,548								
Mexico.....(a)	1	1,249	16	82,083						
Peru.....(a)	2	2,766	2	6,723						
Total.....	569	1,031,575	177	347,062	29	37,883			3	10,653
<i>Hantsport, N.S.—</i>										
United States.....(a)	1	888	1	331						
United States.....(b)	17	20,414	8	15,387						
Total.....	18	21,302	9	15,718						
<i>Hillsboro, N.B.—</i>										
United States.....(a)	1	9								
United States.....(b)	11	12,517	2	1,890						
Total.....	12	12,526	2	1,890						
<i>Indian Island, N.B.—</i>										
United States.....(a)	16	247	93	1,135						
<i>Iona, N.S.—</i>										
United States.....(a)					3	2,157				
<i>Isaacs Harbour, N.S.—</i>										
Newfoundland.....(b)	1	74								
Sea Fisheries.....(a)			4	99						
Total.....	1	74	4	99						
<i>Joggin Mines, N.S.—</i>										
Great Britain.....(b)	1	120								
United States.....(b)			22	2,783						
Total.....	1	120	22	2,783						
<i>Kentville, N.S.—</i>										
United States.....(b)	1	116								
<i>Kingsport, N.S.—</i>										
United States.....(a)			3	2,261						

(a) Steam—A vapeur. (b) Sail—A voiles.

12 GEORGE V, A. 1922

No. 12.—STATEMENT of the Number and Tonnage of Steam

N° 12.—RELEVÉ du nombre et du tonnage des navires

Ports and Outports and Countries whence arrived. Ports et ports secondaires et pays de départ.	British. Britannique.		United States. Américaine.		Norwegian. Norvégienne.		Austrian. Autrichienne.		Belgian. Belge.	
	Ves- sels.	Tons Register.	Ves- sels.	Tons Register.	Ves- sels.	Tons Register.	Ves- sels.	Tons Register.	Ves- sels.	Tons Register.
	Navir- ros.	Tonnage enregistré.	Navir- ros.	Tonnage enregistré.	Navir- ros.	Tonnage enregistré.	Navir- ros.	Tonnage enregistré.	Navir- ros.	Tonnage enregistré.
Ladysmith, B.C.—										
United States.....(a)	84	12,900	81	28,944						
United States.....(b)	96	24,207	69	20,734						
Total.....	180	37,107	150	49,678						
La Have, N.S.—										
Great Britain.....(b)	1	302								
British W. Indies.....(b)	27	5,327								
Cuba.....(b)	1	503								
Portugal.....(b)	1	353								
United States.....(a)			3	29						
United States.....(b)	5	1,349								
Azores and Madeira.....(b)	2	589								
Sea Fisheries.....(a)			1	77						
Sea Fisheries.....(b)	70	7,155								
Total.....	107	15,648	4	106						
Lévis, Que.—										
United States.....(a)			1	5,267						
Liverpool, N.S.—										
British W. Indies.....(b)	1	329								
Newfoundland.....(b)	4	393								
United States.....(a)	5	1,427	72	4,570						
United States.....(b)	7	2,091	7	1,529						
Sea Fisheries.....(a)	48	1,606	74	4,490						
Sea Fisheries.....(b)	3	220	2	66						
Total.....	68	6,066	155	10,655						
Lockeport, N.S.—										
United States.....(b)	3	192	11	161						
Sea Fisheries.....(b)	32	1,063	34	2,553						
Total.....	35	1,255	45	2,714						
Lord's Cove, N.B.—										
United States.....(a)	227	2,115	162	1,964						
Louisburg, N.S.—										
Great Britain.....(a)	16	35,456			4	8,243				
Great Britain.....(b)	1	288								
British W. Indies.....(b)	1	150	2	206						
Newfoundland.....(a)	41	24,013	1	1,605	2	1,811				
Newfoundland.....(b)	22	2,238	1	90						
Belgium.....(a)	2	6,307	1	2,987						
France.....(a)	1	1,713			3	12,376				
Holland.....(a)					1	4,810				
Italy.....(a)	1	3,019								
St. Pierre.....(a)	9	1,503	1	235						
St. Pierre.....(b)	1	98								
United States.....(a)	17	33,636	3	6,044						
United States.....(b)	3	286	7	298						
Gibraltar.....(a)	1	3,030								
From Sea.....(a)	3	1,149	1	235						
Sea Fisheries.....(a)	6	1,007	137	5,576						
Sea Fisheries.....(b)	11	292								
Total.....	136	114,854	154	17,366	10	27,240				
Lower East Pubnico, N.S.—										
United States.....(a)			8	92						
United States.....(b)	5	260	19	1,029						
Sea Fisheries.....(b)	12	456	8	426						
Total.....	17	716	35	1,547						

(a) Steam—A vapeur. (b) Sail—A voiles.

SESSIONAL PAPER No. 11a

and Sailing Vessels entered Inwards from Sea, etc.—Continued.

à voiles et à vapeur, venant de la mer, etc.—Suite.

Danish.		French.		German.		Italian.		Russian.		Other Nationalities.			Total.		
Danoise.		Française.		Allemande.		Italienne.		Russe.		Autres nationalités.			Total.		
Ves-	Tons	Ves-	Tons	Ves-	Tons	Ves-	Tons	Ves-	Tons	Names.	Ves-	Tons	Ves-	Tons	
sels.	Regis-	sels.	Regis-	sels.	Regis-	sels.	Regis-	sels.	Regis-		sels.	Regis-	sels.	Regis-	
Nav-	tonnage	Nav-	tonnage	Nav-	tonnage	Nav-	tonnage	Nav-	tonnage	Noms.	Nav-	tonnage	Nav-	tonnage	
ires.	en-	ires.	en-	ires.	en-	ires.	en-	ires.	en-		ires.	en-	ires.	en-	
	registré.		registré.		registré.		registré.		registré.			registré.		registré.	
														165	41,844
														165	44,941
														330	86,785
														1	362
														27	5,327
														1	503
														1	363
														3	29
														5	1,349
														2	589
														1	77
														70	7,155
														111	15,754
														1	5,267
														1	329
														4	393
														77	5,997
														14	3,620
														122	6,096
														5	286
														223	16,721
														14	353
														66	3,616
														80	3,969
														389	4,082
							1	4,044		Grecian.....	1	3,192	22	50,935	
													1	288	
													3	356	
													44	27,619	
													23	2,328	
													3	9,354	
													6	14,337	
			2	248									2	6,768	
										Dutch.....	1	1,958	3	8,185	
							2	5,166					13	2,495	
													1	98	
							1	2,534					21	42,214	
													10	584	
							16	39,250					17	42,889	
													4	1,384	
													143	6,583	
													11	292	
			5	1,005			20	50,994				2	5,150	327	216,609
														8	92
														24	1,289
														20	882
														62	2,263

12 GEORGE V, A. 1922

No. 12.—STATEMENT of the Number and Tonnage of Steam

N° 12.—RELEVÉ du nombre et du tonnage des navires

Ports and Outports and Countries whence arrived. Ports et ports secondaires et pays de départ.	British. Britannique.		United States. Américaine.		Norwegian. Norvégienne.		Austrian. Autrichienne.		Belgian. Belge.	
	Ves- sels.	Tons Register.	Ves- sels.	Tons Register.	Ves- sels.	Tons Register.	Ves- sels.	Tons Register.	Ves- sels.	Tons Register.
	Navi- res.	Tonnage enregistré.	Navi- res.	Tonnage enregistré.	Navi- res.	Tonnage enregistré.	Navi- res.	Tonnage enregistré.	Navi- res.	Tonnage enregistré.
Lunenburg, N.S.—										
Great Britain..... (b)	1	363								
British W. Indies..... (b)	58	8,664								
Newfoundland..... (b)	1	120								
France..... (b)	1	351								
Spain..... (b)	4	548								
United States..... (b)	7	1,965								
Gibraltar..... (b)	1	100								
Sea Fisheries..... (a)	18	974	14	954						
Sea Fisheries..... (b)	202	29,408								
Total.....	293	42,493	14	954						
Mahone Bay, N.S.—										
British W. Indies..... (b)	2	456								
Newfoundland..... (b)	1	143								
United States..... (b)	2	198								
Sea Fisheries..... (b)	21	1,942								
Total.....	26	2,739								
Mitland, N.S.—										
United States..... (a)	1	125								
Moncton, N.B.—										
Great Britain..... (a)	2	4,031								
Great Britain..... (b)										
United States..... (b)	1	80	6	2,940						
Total.....	3	4,111	6	2,940						
Montague Bridge, P.E.I.—										
Newfoundland..... (b)	4	202								
Montreal, Que.—										
Great Britain..... (a)	280	1,165,003	3	10,353	1	2,967				
British W. Indies..... (a)	7	11,599								
Newfoundland..... (a)	19	19,266								
Belgium..... (a)	20	98,528	2	6,402						
Brazil..... (a)	1	3,331								
Cuba..... (a)	2	2,915								
France..... (a)	16	43,747	5	15,725	4	8,187				
Germany..... (a)	4	12,303								
Holland..... (a)			1	3,578	1	3,159				
Italy..... (a)	6	16,300	1	2,987						
Norway..... (a)					8	22,144				
Spain..... (a)					1	2,163				
Sweden..... (a)										
United States..... (a)	22	61,753	4	10,619					1	2,440
Denmark..... (a)										
Argentina..... (a)	1	3,333								
Mexico..... (a)	1	1,542	21	101,313						
Greenland, Iceland, etc..... (a)										
Uruguay..... (a)	2	6,885								
Malta..... (a)										
Gibraltar..... (a)	3	11,072			1	2,967				
British India..... (a)	1	4,125								
British South Africa..... (a)	2	6,351								
Greece..... (a)	2	5,339			1	2,163				
Morocco..... (a)	1	2,458								
Total.....	390	1,475,850	37	150,977	17	43,750			1	2,440
Moose Factory, Ont.—										
Great Britain..... (a)	1	1,541								
Murray Harbour, P.E.I.—										
Sea Fisheries..... (b)	1	10								

(a) Steam—A vapeur. (b) Sail—A voiles.

12 GEORGE V, A. 1922

No. 12.—STATEMENT of the Number and Tonnage of Steam

N° 12.—RELEVÉ du nombre et du tonnage des navires

Ports and Outports and Countries whence arrived. Ports et ports secondaires et pays de départ.	British. Britannique.		United States. Américaine.		Norwegian. Norvégienne.		Austrian. Autrichienne.		Belgian. Belge.	
	Ves- sels.	Tons Register.	Ves- sels.	Tons Register.	Ves- sels.	Tons Register.	Ves- sels.	Tons Register.	Ves- sels.	Tons Register.
	Nav- ires.	Tonnage enregistré.	Nav- ires.	Tonnage enregistré.	Nav- ires.	Tonnage enregistré.	Nav- ires.	Tonnage enregistré.	Nav- ires.	Tonnage enregistré.
Nanaimo, B.C.—										
United States..... (a)	110	26,571	663	67,570						
United States..... (b)	43	9,154	197	53,298						
Japan..... (a)										
Sea Fisheries..... (a)			51	847						
Total.....	153	35,725	911	121,715						
New Campbellton, N.S.—										
Newfoundland..... (b)	7	715								
Portugal..... (b)			2	1,148						
United States..... (b)	1	637								
Total.....	8	1,352	2	1,148						
Newcastle, N.B.—										
Great Britain..... (a)	3	5,903			1	1,229				
Great Britain..... (b)			1	672						
Spain..... (b)										
United States..... (b)			1	610						
Denmark..... (b)										
Total.....	3	5,903	2	1,282	1	1,229				
New Westminster, B.C.—										
United States..... (a)	7	4,307	8	17,712						
North East Harbour, N.S.—										
United States..... (b)	1	33	1	17						
Sea Fisheries..... (b)	3	79	1	12						
Total.....	4	112	2	29						
North Head, N.B.—										
United States..... (a)	162	26,585	15	187						
United States..... (b)	1	397								
Total.....	163	26,982	15	187						
North Sydney, N.S.—										
Great Britain..... (a)	6	13,332	3	3,804	3	5,893				
Great Britain..... (b)	1	143								
British W. Indies..... (a)	1	1,952								
British W. Indies..... (b)	2	461								
Newfoundland..... (a)	247	183,978	4	5,600	9	21,736				
Newfoundland..... (b)	393	32,794								
Belgium..... (a)					1	1,783				
Brazil..... (b)	1	236								
France..... (a)			1	1,520						
France..... (b)					1	1,062				
Holland..... (a)					1	1,346				
Italy..... (a)	1	3,019	1	2,987						
Italy..... (b)	1	244								
Norway..... (a)					5	12,743				
Norway..... (b)										
St. Pierre..... (a)	2	431	1	392						
St. Pierre..... (b)	40	4,001								
Spain..... (b)	6	1,188								
United States..... (a)	1	1,719	9	20,302						
United States..... (b)	4	377	1	275						
Sea Fisheries..... (a)			1	203						
Sea Fisheries..... (b)	23	1,296	34	1,913						
Total.....	729	245,171	55	37,002	20	44,563				
Ocean Falls, B.C.—										
United States..... (a)	57	93,729	81	103,749						

(a) Steam—A vapeur. (b) Sail—A voiles.

SESSIONAL PAPER No. 11a

and Sailing Vessels entered Inwards from Sea, etc.—Continued.

à voiles et à vapeur, venant de la mer, etc.—Suite.

Danish. Danoise.		French. Française.		German. Allemande.		Italian. Italienne.		Russian. Russe.		Other Nationalities. Autres nationalités.			Total. Total.		
Ves- sels.	Tons Regis- ter.	Ves- sels.	Tons Regis- ter.	Ves- sels.	Tons Regis- ter.	Ves- sels.	Tons Regis- ter.	Ves- sels.	Tons Regis- ter.	Names.	Ves- sels.	Tons Regis- ter.	Ves- sels.	Tons Regis- ter.	
Navi- res.	Tonnage en- registré.	Navi- res.	Tonnage en- registré.	Navi- res.	Tonnage en- registré.	Navi- res.	Tonnage en- registré.	Navi- res.	Tonnage en- registré.	Noms.	Navi- res.	Tonnage en- registré.	Navi- res.	Tonnage en- registré.	
										Dutch.....	1	3,667	779	111,037	
										Japanese....	5	13,229			240
													3	9,352	
														51	847
											9	26,248	1,073	183,688	
														7	715
														2	1,148
														1	637
														10	2,500
														4	7,132
														1	672
								3	974					3	974
1	202													1	610
														1	202
1	202							3	974					10	9,590
														15	22,019
														2	50
														4	91
														6	141
														177	26,772
														1	397
														178	27,169
										Grecian.....	6	14,710	18	37,739	
													1	143	
													1	1,952	
													2	461	
													260	211,314	
1	79	1	95										395	32,968	
													1	1,783	
													1	236	
		2	311										3	1,837	
													1	1,062	
													1	1,346	
													2	6,006	
													1	244	
													5	12,743	
1	86												1	86	
		67	12,655										70	13,478	
													40	4,001	
													6	1,188	
													10	22,021	
													5	652	
		27	5,191										28	5,394	
													57	3,209	
2	165	97	18,252								6	14,710	909	359,863	
														138	197,478

12 GEORGE V, A. 1922

No. 12.—STATEMENT of the Number and Tonnage of Steam

N° 12.—RELEVÉ du nombre et du tonnage des navires

Ports and Outports and Countries whence arrived. Ports et ports secondaires et pays de départ.	British. Britannique.		United States. Américaine.		Norwegian. Norvégienne.		Austrian. Autrichienne.		Belgian. Belge.	
	Ves- sels.	Tonn Register.	Ves- sels.	Tons Register.	Ves- sels.	Tons Register.	Ves- sels.	Tons Register.	Ves- sels.	Tons Register.
	Navi- res.	Tonnage enregistré.	Navi- res.	Tonnage enregistré.	Navi- res.	Tonnage enregistré.	Navi- res.	Tonnage enregistré.	Navi- res.	Tonnage enregistré.
Parrsboro, N.S.—										
Great Britain..... (a)	1	1,971								
Great Britain..... (q)	5	2,268	1	708						
United States..... (a)	2	604	21	6,951						
United States..... (b)	31	8,326	18	5,276						
Total.....	39	13,169	40	12,935						
Paspobiac, Que.—										
Portugal..... (b)	1	291								
United States..... (a)	1	1,118	1	915						
Total.....	2	1,409	1	915						
Pictou, N.S.—										
Great Britain..... (a)	1	2,001								
Great Britain..... (b)	1	557								
Newfoundland..... (a)	1	396								
United States..... (a)	1	126								
United States..... (b)	1	89								
Greenland, Iceland, etc..... (a)										
Total.....	5	3,169								
Port Alberni, B.C.—										
United States..... (a)	2	1,082	3	23						
Sea Fisheries..... (b)	2	18								
Total.....	4	1,100	3	23						
Port Hastings, N.S.—										
Great Britain..... (a)	2	5,154	1	2,098	3	5,362				
Newfoundland..... (a)	1	119	1	2,098						
Newfoundland..... (b)	1	407	1	582						
France..... (a)			1	2,432						
Holland..... (a)			2	4,864						
St. Pierre..... (a)	1	4								
St. Pierre..... (b)			1	750						
Spain..... (a)	1	3,030								
United States..... (a)			6	8,743	1	3,172				
Total.....	6	8,714	13	21,567	4	8,534				
Port Hawkesbury, N.S.—										
Great Britain..... (b)	1	449								
British W. Indies..... (b)	7	1,938								
Newfoundland..... (a)	1	205								
Newfoundland..... (b)	10	2,161								
Portugal..... (b)			1	840						
United States..... (a)			4	2,825						
United States..... (b)	2	537	3	1,008						
Sea Fisheries..... (a)	48	7,051								
Sea Fisheries..... (b)	18	1,777								
Total.....	87	14,118	8	4,673						
Port La Tour, N.S.—										
United States..... (a)			1	7						
United States..... (b)			1	47						
Total.....			2	54						
Port Mulgrave, N.S.—										
St. Pierre..... (a)	1	226								
United States..... (a)			1	199						
Total.....	1	226	1	199						
Port Renfrew, B.C.—										
United States..... (a)	5	204	1	44						

(a) Steam—A vapeur. (b) Sail—A voiles.

12 GEORGE V, A. 1922

No. 12.—STATEMENT of the Number and Tonnage of Steam
N° 12.—RELEVÉ du nombre et du tonnage des navires

Ports and Outports and Countries whence arrived. Ports et ports secondaires et pays de départ.	British. Britannique.		United States. Américaine.		Norwegian. Norvégienne.		Austrian. Autrichienne.		Belgian. Belge.	
	Ves- sels.	Tons Register.	Ves- sels.	Tons Register.	Ves- sels.	Tons Register.	Ves- sels.	Tons Register.	Ves- sels.	Tons Register.
	Navi- res.	Tonnage enregistré.	Navi- res.	Tonnage enregistré.	Navi- res.	Tonnage enregistré.	Navi- res.	Tonnage enregistré.	Navi- res.	Tonnage enregistré.
Port Wade, N.S.— United States..... (b)	2	361								
Powell River, B.C.— Australia..... (a)	4	14,350								
United States..... (a)	26	17,945	96	48,677						
Sea Fisheries..... (a)			1	9						
Total.....	30	32,295	97	48,686						
Prince Rupert, B.C.— United States..... (a)	61	59,688	147	37,906						
Sea Fisheries..... (a)	726	7,949	1,180	19,540						
Total.....	787	67,637	1,327	57,446						
Pugwash, N.S.— Newfoundland..... (a)	4	725								
Quatsino, B.C.— United States..... (a)	2	1,082	4	911						
Quebec, Que.— Great Britain..... (a)	144	807,081	1	4,492	1	1,128				
British W. Indies..... (b)	1	414								
Newfoundland..... (a)	18	7,555			3	2,966				
Newfoundland..... (b)	9	878								
Belgium..... (a)	11	80,239	1	3,726						
France..... (a)	3	8,178	4	11,539						
Italy..... (a)	1	3,020								
United States..... (a)	4	9,173								
Argentina..... (a)	1	3,336								
Total.....	192	920,777	6	19,757	4	4,094				
Rimouski, Que.— Great Britain..... (a)	9	16,951								
United States..... (a)					1	2,799				
Denmark..... (b)										
Total.....	9	16,951			1	2,799				
River Hébert, N.S.— United States..... (b)	1	148	1	86						
Sackville, N.B.— United States..... (b)	1	148								
Salmon River, N.S.— United States..... (b)	1	71	3	15						
Sea Fisheries..... (b)	1	11								
Total.....	2	82	3	15						
Sandy Cove, N.S.— United States..... (b)				11						
Sandy Point, N.S.— British W. Indies..... (b)	2	570								
Newfoundland..... (b)	5	526	1	89						
St. Pierre..... (b)			1	107						
United States..... (b)	10	2,058	63	4,535						
Sea Fisheries..... (b)	2	214	37	2,607						
Total.....	19	3,368	102	7,338						
Sheet Harbour, N.S.— United States..... (b)	1	454	1	1,714						

(a) Steam—A vapeur. (b) Sail—A voiles.

SESSIONAL PAPER No. 11a

and Sailing Vessels entered Inwards from Sea, etc.—Continued.

à voiles et à vapeur, venant de la mer, etc.—Suite.

Danish. Danoise.		French. Française.		German. Allemande.		Italian. Italienne.		Russian. Russe.		Other Nationalities. Autres nationalités.			Total. Total.		
Ves- sels. — Navi- res.	Tons Regis- ter. — Tonnage en- registré.	Ves- sels. — Navi- res.	Tons Regis- ter. — Tonnage en- registré.	Ves- sels. — Navi- res.	Tons Regis- ter. — Tonnage en- registré.	Ves- sels. — Navi- res.	Tons Regis- ter. — Tonnage en- registré.	Ves- sels. — Navi- res.	Tons Regis- ter. — Tonnage en- registré.	Names. — Noms.	Ves- sels. — Navi- res.	Tons Regis- ter. — Tonnage en- registré.	Ves- sels. — Navi- res.	Tons Regis- ter. — Tonnage en- registré.	
													2	361	
													4	14,350	
													122	66,622	
													1	9	
													127	80,981	
													208	97,594	
													1,906	27,489	
													2,114	125,083	
													4	725	
													6	1,993	
													146	813,601	
													1	414	
													21	10,531	
													9	878	
													12	83,958	
		1	4,224							Brazilian...	1	2,999	9	26,940	
													1	3,020	
													4	9,173	
													1	3,336	
		1	4,224									1	2,999	204	951,851
													9	16,951	
													1	2,799	
1	259												1	259	
1	259												11	20,009	
													2	234	
													1	148	
													4	86	
													1	11	
													5	97	
													1	11	
													2	570	
													6	415	
													1	107	
													73	6,593	
													39	2,821	
													121	10,706	
													2	2,168	

12 GEORGE V, A. 1922

No. 12.—STATEMENT of the Number and Tonnage of Steam

N° 12.—RELEVÉ du nombre et du tonnage des navires

Ports and Outports and Countries whence arrived. Ports et ports secondaires et pays de départ.	British. Britannique.		United States. Américaine.		Norwegian. Norvégienne.		Austrian. Autrichienne.		Belgian. Belge.	
	Ves- sels.	Tons register.	Ves- sels.	Tons register.	Ves- sels.	Tons register.	Ves- sels.	Tons register.	Ves- sels.	Tons register.
	Navi- res.	Tonnage enregistré	Navi- res.	Tonnage enregistré	Navi- res.	Tonnage enregistré	Navi- res.	Tonnage enregistré	Navi- res.	Tonnage enregistré
Shelburne, N.S.—										
Newfoundland..... (b)	3	232								
France..... (b)					1	1,062				
United States..... (b)	3	2,133	24	1,816						
Sea Fisheries..... (b)	6	442	22	1,550						
Total.....	12	2,857	46	3,366	1	1,062				
Sherbrooke, N.S.—										
Newfoundland..... (b)	1	156								
United States..... (b)	1	367	2	752						
Total.....	2	523	2	752						
Shippegan, N.B.										
Sea Fisheries..... (a)	13	145								
Sea Fisheries..... (b)	58	892								
Total.....	71	1,037								
Sidney, B.C.—										
United States..... (a)	39	3,071	29	15,656						
United States..... (b)	1	201	13	3,384						
Total.....	40	3,272	42	19,040						
Souris, P.E.I.—										
Newfoundland..... (b)	1	33								
Sea Fisheries..... (b)	5	267	2	129						
Total.....	6	300	2	129						
Steveston, B.C.—										
United States..... (a)	48	1,780	27	906						
Sea Fisheries..... (a)	5	112								
Total.....	53	1,901	27	906						
Stickeen, B.C.—										
United States..... (a)			49	495						
St. Andrews, N.B.—										
United States..... (a)	293	21,792	811	14,573						
United States..... (b)			2	322						
Total.....	293	21,792	813	14,895						
St. George, N.B.—										
United States..... (a)	17	361	62	1,334						
United States..... (b)	5	1,793	13	2,395						
Total.....	22	2,154	75	3,729						
St. John, N.B.—										
Great Britain..... (a)	111	485,548			4	5,941				
Great Britain..... (b)	1	453								
British W. Indies..... (a)	32	82,526	1	1,603						
British W. Indies..... (b)	6	2,087	1	599						
Newfoundland..... (a)	4	5,332			1	707				
Belgium..... (a)	8	44,032								
Cuba..... (a)	13	18,442	8	15,740						
Cuba..... (b)			1	515						
France..... (a)	6	16,850	1	2,880						
France..... (b)										
Germany..... (a)	1	3,285			1	932				
Holland..... (a)	2	7,100	1	4,552						
Italy..... (a)	3	8,429								
Norway..... (a)					1	2,756				
Portugal..... (a)	2	1,371								
Greece..... (a)										

(a) Steam—A vapeur. (b) Sail—A voiles.

SESSIONAL PAPER No. 11a

and Sailing Vessels entered Inwards from Sea, etc.—Continued.

à voiles et à vapeur, venant de la mer, etc.—Suite.

Danish. Danoise.		French. Française.		German. Allemande.		Italian. Italienne.		Russian. Russe.		Other Nationalities. Autres nationalités.			Total. Total.	
Ves- sels. Navi- res.	Tons Regis- ter. en- registré.	Ves- sels. Navi- res.	Tons Regis- ter. en- registré.	Ves- sels. Navi- res.	Tons Regis- ter. en- registré.	Ves- sels. Navi- en- registré.	Tons Regis- ter. en- registré.	Ves- sels. Navi- res.	Tons Regis- ter. en- registré.	Names. Noms.	Ves- sels. Navi- res.	Tons Regis- ter. en- registré.	Ves- sels. Navi- res.	Tons Regis- ter. en- registré.
													3	232
													1	1,062
													27	3,990
													28	1,992
													59	7,285
													1	156
													3	1,119
													4	1,275
													13	145
													58	892
													71	1,037
													68	18,727
													14	3,585
													82	22,312
													1	33
													7	396
													8	429
													75	2,695
													5	112
													80	2,807
													49	495
													1,104	36,365
													2	322
													1,106	36,687
													79	1,695
													18	4,188
													97	5,883
1	1,932					1	3,220			{ Grecian.....	1	3,192	119	501,232
										{ Swedish.....	1	1,399	1	453
													33	84,219
													7	2,686
													5	6,039
													8	44,932
													21	34,182
													1	515
													13	42,398
		6	22,668										1	2,254
		1	2,254										2	4,217
										Dutch.....	2	3,146	5	14,807
													3	8,429
													1	2,756
													2	1,371
										Grecian.....	2	3,812	2	3,812

12 GEORGE V, A. 1922

No. 12.—STATEMENT of the Number and Tonnage of Steam

N° 12.—TABLEAU du nombre et du tonnage des navires.

Ports and Outports and Countries whence arrived. Ports et ports secondaires et pays de départ.	British. Britannique.		United States. Américaine.		Norwegian. Norvégienne.		Austrian. Autrichienne.		Belgian. Belge.	
	Ves- sels.	Tons register.	Ves- sels.	Tons register.	Ves- sels.	Tons register.	Ves- sels.	Tons register.	Ves- sels.	Tons register.
	Navires.	Tonnage enregistré	Navires.	Tonnage enregistré	Navires.	Tonnage enregistré	Navires.	Tonnage enregistré	Navires.	Tonnage enregistré
St. John, N.B.—Continued.										
Spain.....(b)	1	762								
United States.....(a)	107	55,815	458	139,952					2	5,846
United States.....(b)	31	10,855	34	10,946	2	2,995				
Gibraltar.....(a)	1	3,075								
Jamaica.....(b)			1	445						
Egypt.....(a)	1	4,911								
British South Africa.....(a)	2	5,638								
San Domingo.....(a)					1	1,039				
Total.....	332	757,220	506	177,322	10	14,370			2	5,846
St. Martins, N.B.—										
United States.....(a)			29	2,291						
United States.....(b)	22	12,114	13	4,612						
Total.....	22	12,114	42	6,903						
St. Peters, N.S.—										
United States.....(b)			3	321						
St. Stephen, N.B.—										
United States.....(a)	18	198	61	816						
United States.....(b)	1	145	4	963						
Total.....	19	343	65	1,784						
Sydney, N.S.—										
Great Britain.....(a)	44	129,301	1	4,450	2	3,575				
British W. Indies.....(a)	1	4,173								
British W. Indies.....(b)	1	223								
Newfoundland.....(a)	156	281,784			1	2,613				
Newfoundland.....(b)	64	4,621	1	116						
Belgium.....(a)			1	4,492					2	3,650
Brazil.....(a)	1	2,672								
Cuba.....(a)	2	4,156								
France.....(a)	14	37,099	1	2,179	7	16,458				
Germany.....(a)										
Holland.....(a)	3	9,699	2	6,650	1	4,810				
Italy.....(a)	1	2,268					1	2,444		
Norway.....(a)					5	15,238				
Greenland, Iceland, etc.....(a)					1	996				
Portugal.....(a)	1	3,208								
Greece.....(a)										
St. Pierre.....(a)	1	226								
St. Pierre.....(b)	7	593								
Spain.....(a)										
Sweden.....(a)	1	4,184								
United States.....(a)	10	19,926	2	2,890	3	4,558				
United States.....(b)	2	188								
Gibraltar.....(a)	4	10,148								
Denmark.....(a)					1	1,563				
Chili.....(a)	1	2,948								
Azores and Madeira.....(a)	1	602								
Malta.....(a)										
Sea Fisheries.....(a)	2	342	1	205						
Sea Fisheries.....(b)	2	31	15	305						
Total.....	319	518,392	24	21,287	21	49,813	1	2,444	2	3,650
Three Rivers, Que.—										
Great Britain.....(a)	15	47,183			1	1,454				
United States.....(a)	3	4,112	1	1,227						
Total.....	18	51,295	1	1,227	1	1,454				
Tusket, N.S.—										
Sea Fisheries.....(b)			2	180						

(a) Steam—Vapeur.

(b) Sail—A voiles.

12 GEORGE V, A. 1922

No. 12.—STATEMENT of the Number and Tonnage of Steam

N° 12.—RELEVÉ du nombre et du tonnage des navires

Ports and Outports and Countries whence arrived. Ports et ports secondaires et pays de départ.	British. Britannique.		United States. Américaine.		Norwegian. Norvégienne.		Austrian. Autrichienne.		Belgian. Belge.	
	Ves- sels.	Tons register.	Ves- sels.	Tons register.	Ves- sels.	Tons register.	Ves- sels.	Tons register.	Ves- sels.	Tons register.
	Navi- res.	Tonnage enregistré	Navi- res.	Tonnage enregistré	Navi- res.	Tonnage enregistré	Navi- res.	Tonnage enregistré	Navi- res.	Tonnage enregistré
Union Bay, B.C.—										
Great Britain..... (a)	4	14,768								
Holland..... (a)			4	20,465						
United States..... (a)	22	40,335	71	60,173						
United States..... (b)	1	183	68	31,764						
Japan..... (a)	7	26,251	1	4,267						
Sea Fisheries..... (a)			4	68						
Total.....	34	81,537	148	116,737						
Vancouver, B.C.—										
Great Britain..... (a)	11	41,956	2	7,331						
Australia..... (a)	24	108,992								
China..... (a)	24	157,141								
China..... (b)			2	1,722						
Japan..... (a)	9	40,620	11	46,121						
Cuba..... (a)			3	9,207						
France..... (a)	2	5,980								
Germany..... (a)	2	6,499								
Holland..... (a)										
British Straits Settlements..... (a)	6	17,348								
Norway..... (a)										
Peru..... (a)	8	20,478	9	28,964						
Denmark..... (a)										
Russia..... (a)	4	26,087								
Mexico..... (a)			2	8,157						
Philippines..... (a)	5	29,550	15	57,748						
Sweden..... (a)										
United States..... (a)	617	712,992	419	435,159	1	4,417				
Fiji Islands..... (a)	3	10,021								
British South Africa..... (b)	1	748								
Sea Fisheries..... (a)	72	3,554	41	1,668						
Total.....	788	1,381,966	504	596,077	1	4,417				
Victoria, B.C.—										
Great Britain..... (a)	6	20,371								
Australia..... (a)	9	53,197								
China..... (a)	35	216,354								
Japan..... (a)										
New Zealand..... (a)	1	3,385								
Sweden..... (a)										
United States..... (a)	659	463,064	682	541,742						
United States..... (b)	160	26,220	21	3,737						
Sea Fisheries..... (a)	10	334	138	2,648						
Total.....	880	782,955	841	548,127						
Westport, N.S.—										
Great Britain..... (b)					1	1,272				
United States..... (a)	9	180								
United States..... (b)	5	94	46	843						
Total.....	14	274	46	843	1	1,272				
Weymouth, N.S.—										
British W. Indies..... (b)	2	683								
Newfoundland..... (b)	2	517								
United States..... (b)	6	964	5	511						
Total.....	10	2,164	5	511						
White Rock, B.C.—										
United States..... (a)	44	784	26	250						

(a) Steam—A vapeur. (b) Sail—A voiles.

SESSIONAL PAPER No. 11a

and Sailing Vessels entered Inwards from Sea, etc.—Continued.

à voiles et à vapeur, venant de la mer, etc.—Suite.

Danish. Danoise.		French. Française.		German. Allemande.		Italian. Italienne.		Russian. Russe.		Other Nationalities. Autres nationalités.			Total. Total.	
Ves- sels. Navi- res.	Tons regis- ter. Tonnage en- registré.	Ves- sels. Navi- res.	Tons regis- ter. Tonnage en- registré.	Ves- sels. Navi- res.	Tons regis- ter. Tonnage en- registré.	Ves- sels. Navi- res.	Tons regis- ter. Tonnage en- registré.	Ves- sels. Navi- res.	Tons regis- ter. Tonnage en- registré.	Names. Noms.	Ves- sels. Navi- res.	Tons regis- ter. Tonnage en- registré.	Ves- sels. Navi- res.	Tons regis- ter. Tonnage en- registré.
													4	14,768
													4	20,465
										Japanese	5	22,022	98	122,530
													69	31,947
													8	30,518
													4	68
											5	22,022	187	220,296
										Dutch	1	4,796	14	54,083
													24	108,992
										Japanese	2	10,414	26	167,555
													2	1,722
										Japanese	19	97,202	39	183,943
													3	9,207
													2	5,980
													2	6,499
										Dutch	3	14,394	3	14,394
													6	17,348
										Swedish	1	2,244	1	2,244
													17	49,442
										Dutch	1	4,222	1	4,222
		1	2,293										4	26,087
													3	10,450
													20	87,298
										Swedish	2	5,678	2	5,678
										(Dutch	1	6,871	1,045	1,391,837
										Japanese	7	32,398		
													3	10,021
													1	748
													113	5,222
		1	2,293										37	178,219
													1,331	2,162,972
													6	20,371
													9	53,197
													35	216,384
										Japanese	47	269,373	47	269,373
													1	3,355
										Swedish	1	2,232	1	2,232
										Japanese	45	256,109	1,386	1,260,915
													181	29,957
													148	2,982
											93	527,714	1,814	1,858,796
													1	1,272
													9	180
													51	937
													61	2,389
													2	683
													2	517
													11	1,475
													15	2,675
													70	1,034

12 GEORGE V, A. 1922

No. 12.—STATEMENT of the Number and Tonnage of Steam

N° 12.—TABLEAU du nombre et du tonnage des navires

Ports and Outports and Countries whence arrived. — Ports et ports secondaires et pays de départ.	British. — Britannique.		United States. — Américaine.		Norwegian. — Norvégienne.		Austrian. — Autrichienne.		Belgian. — Belge.	
	Ves- sels. — Navi- res.	Tons register. — Tonnage enregistré	Ves- sels. — Navi- res.	Tons register. — Tonnage enregistré	Ves- sels. — Navi- res.	Tons register. — Tonnage enregistré	Ves- sels. — Navi- res.	Tons register. — Tonnage enregistré	Ves- sels. — Navi- res.	Tons register. — Tonnage enregistré
	Windsor, N.S.—									
Great Britain.....(b)	1	427								
United States.....(a)	31	30,099			7	5,236				
United States.....(b)	45	36,296	38	26,332						
Total.....	77	66,822	38	26,332	7	5,236				
Wolfville, N.S.—										
United States.....(b)	2	488	3	1,671						
Yarmouth, N.S.—										
British W. Indies.....(b)	1	343								
Newfoundland.....(b)	1	47								
Cuba.....(b)	1	323								
United States.....(a)	164	150,620	2	3,946						
United States.....(b)	17	4,925	47	783						
Sea Fisheries.....(a)	29	1,454	27	1,090						
Sea Fisheries.....(b)	8	674	16	1,291						
Total.....	221	158,386	92	7,110						
York Factory, Man.—										
Great Britain.....(a)	1	1,541								
Newfoundland.....(a)	1	396								
Total.....	2	1,937								

(a) Steam—A vapeur.

(b) Sail—A voiles.

SESSIONAL PAPER No. 11a

and Sailing Vessels, entered Inwards, for Sea, etc.—Concluded.

à voiles et à vapeur, allant à la mer, etc.—Fin.

Danish. Danoise.		French. Française.		German. Allemande.		Italian. Italienne.		Russian. Russe.		Other Nationalities. Autres nationalités.			Total. Total.	
Ves- sels.	Tons regis- ter.	Ves- sels.	Tons regis- ter.	Ves- sels.	Tons regis- ter.	Ves- sels.	Tons regis- ter.	Ves- sels.	Tons regis- ter.	Names.	Ves- sels.	Tons regis- ter.	Ves- sels.	Tons regis- ter.
Navi- res.	Tonnage en- registré.	Navi- res.	Tonnage en- registré.	Navi- res.	Tonnage en- registré.	Navi- res.	Tonnage en- registré.	Navi- res.	Tonnage en- registré.	Noms.	Navi- res.	Tonnage en- registré.	Navi- res.	Tonnage en- registré.
													1	427
													38	35,335
													83	62,628
													122	98,390
													5	2,159
													1	343
													1	47
													1	323
													166	154,566
													64	5,708
													56	2,544
													24	1,965
													313	165,496
													1	1,541
													1	396
													2	1,937

12 GEORGE V, A. 1922

No. 13.—SUMMARY STATEMENT of the Nationality of Sea-

N° 13.—TABLEAU sommaire des nationalités des

No.	Countries from which arrived — Pays de départ	British — Britannique		United States — Américaine		Norwegian — Norvégienne		Austrian — Autrichienne		Belgian — Belge	
		Ves- sels	Tons Regis- ter	Ves- sels	Tons Regis- ter	Ves- sels	Tons Regis- ter	Ves- sels	Tons Regis- ter	Ves- sels	Tons Regis- ter
		Nav- ires	Tonnage en- registré	Nav- ires	Tonnage en- registré	Nav- ires	Tonnage en- registré	Nav- ires	Tonnage en- registré	Nav- ires	Tonnage en- registré
1	United Kingdom.....	826	3,287,925	34	88,718	30	51,061				
2	Australia.....	37	176,539								
3	British South Africa.....	5	12,737								
4	British India.....	2	7,673								
5	British West Indies.....	211	223,313	5	3,483						
6	British Straits Settlements.....	6	17,348								
7	Egypt.....	1	4,011								
8	Fiji Islands.....	3	10,021								
9	Gibraltar.....	12	35,304	5	9,723	1	2,967				
10	Jamaica.....			1	445						
11	Malta.....										
12	Newfoundland.....	1,168	624,550	28	34,307	20	30,961				
13	New Zealand.....	1	3,385								
14	Argentina.....	4	13,340								
15	Azores and Madeira.....	3	1,191								
16	Belgium.....	42	231,528	7	28,204	2	2,531			2	3,650
17	Brazil.....	3	6,239								
18	Chili.....	1	2,948								
19	China.....	59	373,525	2	1,722						
20	Cuba.....	32	42,840	15	30,630						
21	Denmark.....			3	7,518	2	2,958				
22	Finland.....			2	6,053						
23	France.....	45	118,902	16	43,496	18	42,628				
24	Germany.....	7	22,087	2	7,199	1	932				
25	Greece.....	2	5,339			1	2,163				
26	Greenland, Iceland, etc.....	1	1,178			2	1,661				
27	Holland.....	7	29,296	13	49,170	5	15,715				
28	Italy.....	16	41,175	4	10,783			1	2,444		
29	Japan.....	16	66,871	12	50,388						
30	Mexico.....	2	2,791	39	191,553						
31	Morocco.....	1	2,458								
32	Norway.....	1	2,115			25	64,405				
33	Peru.....	10	23,244	11	35,687						
34	Philippines.....	5	29,550	15	57,748						
35	Porto Rico.....	1	97								
36	Portugal.....	7	9,736	4	4,162						
37	Russia.....	4	26,087								
38	St. Pierre.....	65	7,502	4	1,484						
39	San Domingo.....					1	1,039				
40	Sea Fisheries.....	1,876	93,266	2,232	61,800						
41	Spain.....	20	15,532	1	3,347	1	2,163				
42	Sweden.....	1	4,184	3	7,966						
43	United States.....	3,965	2,656,823	5,684	1,974,325	29	34,436			6	18,939
44	Uruguay.....	2	6,885								
45	From Sea.....	1	14,785	5	2,623	1	485				
	Total.....	8,484	8,255,220	8,147	2,712,534	139	262,105	1	2,444	8	22,589

SESSIONAL PAPER No. 11a

going Vessels entered Inwards from Sea, from each Country.

navires de chaque pays, venant de la mer.

Danish Danoise		French Française		German Allemande		Italian Italienne		Russian Russe		Other Nationalities Autres nationalités			Total Total		No.
Ves- sels	Tons Regis- ter	Ves- sels	Tons Regis- ter	Ves- sels	Tons Regis- ter	Ves- sels	Tons Regis- ter	Ves- sels	Tons Regis- ter	Name of flag.	Ves- sels	Tons Regis- sels	Ves- sels	Tons Regis- ter	
Nav- ires	Tonnage en- registré	Nav- ires	Tonnage en- registré	Nav- ires	Tonnage en- registré	Nav- ires	Tonnage en- registré	Nav- ires	Tonnage en- registré	Noms	Nav- ires	Tonnage en- registré	Nav- ires	Tonnage en- registré	
6	4,619					5	18,281	2	2,171	Dutch... Finnish... Grecian... Japanese... Swedish...	2 1 0 1 2	9,223 1,516 25,175 3,752 4,561	918	3,497,002	1
										Grecian...	1	1,272	37	170,539	2
													6	14,009	3
													2	7,673	4
													216	226,796	5
													6	17,348	6
													1	4,911	7
													3	10,021	8
						24	63,702			Dutch... Grecian...	1 5	2,210 11,073	48	124,979	9
						3	8,952						1	445	10
													3	8,952	11
1	79	4	1,537										1,221	607,454	12
													1	3,385	13
													4	13,340	14
													3	1,191	15
													54	266,656	16
													3	6,239	17
													1	2,948	18
													63	385,661	19
										Japanese	2	10,414	47	73,470	20
12	6,115									Dutch... Finnish...	1 1	4,222 1,296	19	22,109	21
													2	6,053	22
		17	50,848					1	167	Brazilian... Grecian... Dutch... Grecian...	2 1 2 6	5,998 2,259 4,003 14,747	100	264,208	23
													12	34,221	24
													9	22,249	25
9	3,058												12	5,897	26
										Dutch... Spanish...	20 1	58,218 3,465	55	155,864	27
						36	94,879						57	149,281	28
										Japanese	60	375,927	97	493,186	29
													42	196,637	30
													1	2,458	31
1	86									Swedish... Uruguay'n	2 1	3,333 1,141	30	71,080	32
													21	54,931	33
													20	87,208	34
													1	97	35
													12	16,398	36
													4	26,087	37
													229	38,361	38
													1	1,039	39
													4,156	163,949	40
										Dutch... Finnish... Spanish... Swedish... Uruguay'n Swedish...	1 1 2 1 1 5	1,815 664 4,455 1,079 1,448 11,455	34	35,272	41
2	569	1	3,226					3	974				9	23,605	42
										Dutch... Grecian... Japanese... Swedish...	3 1 62 2	11,764 2,028 323,758 4,470	9,770	5,072,755	43
3	2,851	7	19,662			8	23,690						2	6,885	44
													25	23,473	45
		5	5,580												
34	17,377	245	124,668			76	209,513	6	3,312			218	906,741	17,358	12,516,503

12 GEORGE V, A. 1922

TRADE WITH EACH COUNTRY

No. 14.—STATEMENT of the Number and Tonnage of Steam and Sailing Vessels
Canada, for foreign countries distinguishing the Nationality

COMMERCE AVEC CHACUN DES PAYS

N° 14.—ETAT du nombre et du tonnage des vaisseaux à voiles et à vapeur *allant*
destination étrangère, avec nationalité des vaisseaux

Ports and Outports and Countries for which Departed. Ports et ports secondaires et pays de départ.	British. — Britannique.		United States. — Américaine.		Norwegian. — Norvégienne.		Austrian. — Autrichienne.		Belgian. — Belge.	
	Ves- sels.	Tons register.	Ves- sels.	Tons register.	Ves- sels.	Tons register.	Ves- sels.	Tons register.	Ves- sels.	Tons register.
	Navi- res.	Tonnage enregistré	Navi- res.	Tonnage enregistré	Navi- res.	Tonnage enregistré	Navi- res.	Tonnage enregistré	Navi- res.	Tonnage enregistré
Alert Bay, B.C.—										
United States..... (a)	18	3,854	91	3,442						
Sea Fisheries..... (a)			12	349						
Total.....	18	3,854	103	3,791						
Amherst, N.S.—										
Great Britain..... (b)	2	867								
Amherst Harbour, Que.—										
United States..... (b)	2	185	2	175						
Sea Fisheries..... (b)			1	92						
Total.....	2	185	3	267						
Annapolis Royal, N.S.—										
United States..... (b)	4	846	4	60						
Anyox, B.C.—										
Great Britain..... (a)	9	4,568								
United States..... (a)			11	6,023						
Total.....	9	4,568	11	6,023						
Arichat, N.S.—										
Sea Fisheries..... (b)	61	1,208	2	89						
Baddeck, N.S.—										
Newfoundland..... (a)	11	583								
Newfoundland..... (b)	7	422								
United States..... (a)	4	4,415	23	35,630						
United States..... (b)	3	245	1	66						
Sea Fisheries..... (b)	18	324	5	356						
Total.....	43	5,989	29	36,052						
Bamfield, B.C.—										
United States..... (a)	18	600	32	713						
Sea Fisheries..... (a)			26	251						
Total.....	18	600	58	964						
Barrington Passage, N.S.—										
Newfoundland..... (b)										
United States..... (a)	1	77	20	211						
Sea Fisheries..... (a)	7	74	7	284						
Total.....	8	151	27	495						
Barton, N.S.—										
United States..... (b)	1	88								
Bathurst, N.B.—										
Great Britain..... (a)	4	6,707	1	1,528						
Newfoundland..... (b)	2	191								
Cuba..... (b)	3	1,012	2	2,078						
Argentina..... (b)			2	2,901						
Sea Fisheries..... (b)	12	155								
Total.....	21	8,065	5	6,507						

(a) Steam—A vapeur. (b) Sail—A voiles.

SESSIONAL PAPER No. 11a

AND NATIONALITY OF VESSELS.

entered outwards for Sea, at each of the undermentioned Ports and Outports in of the Vessels employed in the trade with each country.

ET NATIONALITÉ DES VAISSEAUX.

à la mer, entrés à chacun des ports et ports secondaires mentionnés ci-après, à employés pour le commerce avec chaque pays.

Danish. Danoise.		French. Française.		German. Allemande.		Italian. Italienne.		Russian. Russe.		Other Nationalities. Autres nationalités.			Total. Total.	
Ves- sels. Navi- res.	Tons regis- ter. Tonnage en- registré.	Ves- sels. Navi- res.	Tons regis- ter. Tonnage en- registré.	Ves- sels. Navi- res.	Tons regis- ter. Tonnage en- registré.	Ves- sels. Navi- res.	Tons regis- ter. Tonnage en- registré.	Ves- sels. Navi- res.	Tons regis- ter. Tonnage en- registré.	Names. Noms.	Ves- sels. Navi- res.	Tons regis- ter. Tonnage en- registré.	Ves- sels. Navi- res.	Tons regis- ter. Tonnage en- registré.
													109	7,296
													12	349
													121	7,645
													2	867
													4	360
													1	92
													5	452
													8	906
													9	4,568
													11	6,023
													20	10,591
													63	1,297
													11	583
													7	422
													27	40,045
													4	311
													23	680
													72	42,041
													50	1,313
													26	251
													76	1,564
										Spanish.....	1	135	1	135
													21	288
													14	358
											1	135	36	781
													1	88
													5	8,235
													2	191
													5	3,090
1	1,590									Uruguayan	1	1,141	4	5,632
													12	155
1	1,500										1	1,141	28	17,303

12 GEORGE V, A. 1922

No. 14.—STATEMENT of the Number and Tonnage of Steam

N° 14.—TABLEAU du nombre et du tonnage des navires

Ports and Outports and Countries for which Departed. — Ports et ports secondaires et pays de départ.	British. — Britannique.		United States. — Américaine.		Norwegian. — Norvégienne.		Austrian. — Autrichienne.		Belgian. — Belge.	
	Ves- sels. — Navi- res.	Tons register. — Tonnage enregistré	Ves- sels. — Navi- res.	Tons register. — Tonnage enregistré	Ves- sels. — Navi- res.	Tons register. — Tonnage enregistré	Ves- sels. — Navi- res.	Tons register. — Tonnage enregistré	Ves- sels. — Navi- res.	Tons register. — Tonnage enregistré
	Bear River, N.S.— British W. Indies..... (b)	1	369							
United States..... (b)	3	357								
Total.....	4	726								
Belliveau's Cove, N.S.— Porto Rico..... (b)	2	476								
United States..... (b)	2	246								
Total.....	4	722								
Bridgewater, N.S.— British W. Indies..... (b)	1	149								
Cuba..... (a)	1	236								
Cuba..... (b)	4	1,736	4	1,524						
Azores and Madeira..... (a)	3	940								
Argentina..... (b)			1	952						
United States..... (b)	3	694	1	292						
Total.....	12	3,755	6	2,768						
Britannia Beach, B.C.— United States..... (a)	103	35,624	7	1,338						
Buctouche, N.B.— Great Britain..... (b)										
Butedale, B.C.— Sea Fisheries..... (a)	38	336	228	4,312						
Campbellton, N.B.— Great Britain..... (a)	9	16,045			1	891				
Great Britain..... (b)					4	2,186				
British W. Indies..... (b)	2	667								
Argentina..... (b)	1	557	2	2,564	4	5,118				
St. Pierre..... (b)	1	57								
British South Africa..... (a)	1	646			1	1,296				
Total.....	14	17,972	2	2,564	10	9,491				
Campo Bello, N.B.— United States..... (a)	145	25,565	38	459						
Canso, N.S.— Great Britain..... (a)	1	170								
Newfoundland..... (a)	1	81								
Newfoundland..... (b)	1	99								
United States..... (a)	4	547	5	378						
United States..... (b)	3	828	5	1,041						
Sea Fisheries..... (a)	34	5,939	52	2,639						
Sea Fisheries..... (b)	31	2,497	17	1,243						
Total.....	76	10,151	79	5,301						
Caraquet, N.B.— Sea Fisheries..... (b)	111	1,722								
Cardigan, P.E.I.— Newfoundland..... (b)	1	76								
Charlottetown, P.E.I.— Newfoundland..... (a)	14	14,947								
Newfoundland..... (b)	13	801								
United States..... (a)	1	1,394								
Sea Fisheries..... (b)	2	25								
Total.....	30	17,157								

(a) Steam—A vapeur. (b) Sail—A voiles.

SESSIONAL PAPER No. 11a

and Sailing Vessels, entered Outwards, for Sea, etc.—Continued.

à voiles et à vapeur, allant à la mer, etc.—Suite.

Danish. Danoise.		French. Française.		German. Allemande.		Italian. Italienne.		Russian. Russe.		Other Nationalities. Autres nationalités.			Total. Total.	
Ves- sels.	Tons regis- ter.	Ves- sels.	Tons regis- ter.	Ves- tels.	Tons regis- ter.	Ves- sels.	Tons regis- ter.	Ves- sels.	Tons regis- ter.	Names.	Ves- sels.	Tons regis- ter.	Ves- sels.	Tons regis- ter.
Navi- res.	Tonnage en- registré.	Navi- res.	Tonnage en- registré.	Navi- res.	Tonnage en- registré.	Navi- res.	Tonnage en- registré.	Navi- res.	Tonnage en- registré.	Noms.	Navi- res.	Tonnage en- registré.	Navi- res.	Tonnage en- registré.
													1	369
													3	357
													4	726
													2	476
													2	246
													4	722
													1	149
													1	236
													8	3,260
													3	940
													1	952
													4	986
													18	6,523
													110	36,962
2	467												2	457
													266	4,648
													10	16,936
													7	2,740
													2	667
													7	8,230
													1	57
													2	1,942
3	554												29	30,581
													183	26,024
													1	170
													1	81
													1	99
													9	925
													8	1,889
													86	8,578
													48	3,730
													154	15,452
													111	1,722
													1	76
													14	14,047
													13	801
													1	1,384
													2	25
													30	17,157

12 GEORGE V, A. 1922

No. 14.—STATEMENT of the Number and Tonnage of Steam

N° 14.—TABLEAU du nombre et du tonnage des navires

Ports and Outports and Countries for which Departed. Ports et ports secondaires et pays de départ.	British. — Britannique.		United States. — Américaine.		Norwegian. — Norvégienne.		Austrian. — Autrichienne.		Belgian. — Belge.	
	Ves- sels. — Navi- res.	Tons register. — Tonnage enregistré.	Ves- sels. — Navi- res.	Tons register. — Tonnage enregistré.	Ves- sels. — Navi- res.	Tons register. — Tonnage enregistré.	Ves- sels. — Navi- res.	Tons register. — Tonnage enregistré.	Ves- sels. — Navi- res.	Tons register. — Tonnage enregistré.
	Chatham, N.B.— Great Britain..... (a)	7	12,972			1	1,367			
Great Britain..... (b)										
Cuba..... (b)			1	530						
United States..... (a)	1	3,197	19	30,322						
Total.....	8	16,169	20	30,852	1	1,367				
Cherniaux, B.C.— Great Britain..... (a)	3	10,803	3	11,952						
United States..... (a)	11	3,996	26	1,239						
United States..... (b)	11	2,000								
British South Africa..... (a)			2	2,560						
British Oceania..... (a)	1	3,384	1	2,664						
Peru..... (a)			1	2,457						
Total.....	26	20,183	33	20,872						
Chester, N.S.— Sea Fisheries..... (a)	17	200								
Châticaup, N.S.— Sea Fisheries..... (b)			1	81						
Clarks Harbour, N.S.— United States..... (a)	5	220	34	496						
Sea Fisheries..... (a)	3	34	1	34						
Total.....	8	254	35	530						
Clementsport, N.S.— United States..... (b)	4	396								
Dalhousie, N.B.— United States..... (a)			9	14,329						
Digby, N.S.— Cuba..... (a)	1	286								
United States..... (a)	4	1,287								
United States..... (b)	10	1,036	3	128						
Bermuda..... (b)	2	431								
Total.....	17	3,040	3	128						
Freeport, N.S.— United States..... (b)	14	449	4	78						
Gaspé, Que.— Great Britain..... (a)	11	21,169			1	2,546				
British W. Indies..... (b)	4	999								
St. Pierre..... (b)	1	93								
United States..... (a)	1	1,315	18	26,502	1	1,756				
United States..... (b)	3	684	2	1,369						
Total.....	20	24,160	20	27,871	2	4,302				
Georgetown, P.E.I.— Newfoundland..... (b)	4	176								
St. Pierre..... (b)	1	32								
Sea Fisheries..... (b)	2	46								
Total.....	7	254								
Glace Bay, N.S.— United States..... (a)	4	256								
United States..... (b)	20	512								
Total.....	24	768								

(a) Steam—A vapeur. (b) Sail—A voiles.

SESSIONAL PAPER No. 11a

and Sailing Vessels, entered Outwards, for Sea, etc.—Continued.

à voiles et à vapeur, allant à la mer, etc.—Suite.

Danish. Danoise.		French. Française.		German. Allemande.		Italian. Italienne.		Russian. Russe.		Other Nationalities. Autres nationalités.			Total. Total.	
Ves- sels.	Tons regis- ter.	Ves- sels.	Tons regis- ter.	Ves- sels.	Tons regis- ter.	Ves- sels.	Tons regis- ter.	Ves- sels.	Tons regis- ter.	Names.	Ves- sels.	Tons regis- ter.	Ves- sels.	Tons regis- ter.
Navi- res.	Tonnage en- registré.	Navi- res.	Tonnage en- registré.	Navi- res.	Tonnage en- registré.	Navi- res.	Tonnage en- registré.	Navi- res.	Tonnage en- registré.	Noms.	Navi- res.	Tonnage en- registré.	Navi- res.	Tonnage en- registré.
7	1,500									Roumanian	1	2,799	9	17,138
													7	1,500
													1	530
													20	33,519
7	1,500										1	2,799	37	52,687
													6	22,755
													37	5,235
													11	2,000
													2	2,580
													2	6,048
													1	2,457
													59	41,055
													17	200
													1	81
													39	716
													4	88
													43	784
													4	396
													0	14,320
													1	286
													4	1,287
													13	1,164
													2	431
													20	3,168
													18	627
													12	23,715
													4	999
													1	93
													20	29,573
													5	1,953
													42	56,333
													4	176
													1	32
													2	46
													7	254
													4	256
													20	512
													24	768

12 GEORGE V, A. 1922

No. 14.—STATEMENT of the Number and Tonnage of Steam

N° 14.—TABLEAU du nombre et du tonnage des navires

Ports and Outports and Countries for which Departed. Ports et ports secondaires et pays de départ.	British. Britannique.		United States. Américaine.		Norwegian. Norvégienne.		Austrian. Autrichienne.		Belgian. Belge.	
	Ves- sels.	Tons register.	Ves- sels.	Tons register.	Ves- sels.	Tons register.	Ves- sels.	Tons register.	Ves- sels.	Tons register.
	Navires.	Tonnage enregistré	Navires.	Tonnage enregistré	Navires.	Tonnage enregistré	Navires.	Tonnage enregistré	Navires.	Tonnage enregistré
Guysborough, N.S.—										
Newfoundland	(b)	2	199							
United States	(b)	1	160							
Total		3	299							
Halifax, N.S.—										
Great Britain	(a)	115	421,673	5	12,807	9	7,754			
Great Britain	(b)	14	7,378	3	3,133					
British W. Indies	(a)	10	10,296	2	2,342	1	650			
British W. Indies	(b)	5	1,283							
Newfoundland	(a)	69	57,003	1	5,703	4	2,508			
Newfoundland	(b)	66	6,758							
Belgium	(a)								1	1,267
Brazil	(b)	9	2,187							
Cuba	(a)	5	6,364	2	2,100	1	627			
Cuba	(b)	10	1,746	1	379					
France	(a)	6	13,109	4	9,003				1	1,965
France	(b)									
Germany	(a)	2	13,099	1	4,706				1	7,421
Holland	(a)			1	3,751					
Italy	(a)			2	6,864					
Italy	(b)	1	989							
Norway	(a)					2	5,656			
Norway	(b)					1	1,898			
Porto Rico	(a)	9	957							
British Guiana	(a)	36	87,940							
British Guiana	(b)	2	513							
Poland	(a)	1	5,133							
St. Pierre	(a)	7	353							
St. Pierre	(b)	2	1,047	1	392					
For Sea	(a)	12	14,062	4	940					
Sweden	(a)			7	13,369					
United States	(c)	116	415,442	96	290,846	8	22,094			
United States	(b)	21	3,634	4	671					
Mexico	(a)	3	6,491	12	64,421	1	2,527			
French West Indies	(b)	3	311	1	319					
Argentina	(a)	5	13,922							
Argentina	(b)	1	912			1	997			
Gibraltar	(a)			1	3,625					
Denmark	(a)			2	2,956					
Egypt	(a)			1	3,453					
Turkey	(a)			1	4,552					
Sea Fisheries	(a)	110	7,888	38	3,070					
Sea Fisheries	(b)	64	5,818	1	68					
Peru	(a)	2	2,768							
Uruguay	(b)	1	93							
Bermuda	(a)	1	588							
British Honduras	(a)	3	6,542							
San Domingo	(a)									
Greenland, Iceland, etc.	(a)									
British South Africa	(a)	1	3,527							
Total		712	1,120,296	106	350,380	28	44,717		3	10,652
Hillsboro, N.B.—										
United States	(b)	18	19,156	3	3,600					
Indian Island, N.B.—										
United States	(a)	7	142	93	1,140					
Iona, N.S.—										
United States	(a)					4	2,876			

a) Steam—A vapeur. (b) Sail—A voiles.

SESSIONAL PAPER No. 11a

and Sailing Vessels, entered Outwards, for Sea, etc.—Continued.

à voiles et à vapeur, allant à la mer, etc.—Suite.

Danish. Danoise.		French. Française.		German. Allemande.		Italian. Italienne.		Russian. Russe.		Other Nationalities. Autres nationalités.			Total. Total.			
Ves- sels.	Tons regis- ter.	Ves- sels.	Tons regis- ter.	Ves- sels.	Tons regis- ter.	Ves- sels.	Tons regis- ter.	Ves- sels.	Tons regis- ter.	Names.	Ves- sels.	Tons regis- ter.	Ves- sels.	Tons regis- ter.		
Navi- res.	Tonnage en- registré.	Navi- res.	Tonnage en- registré.	Navi- res.	Tonnage en- registré.	Navi- res.	Tonnage en- registré.	Navi- res.	Tonnage en- registré.	Noms.	Navi- res.	Tonnage en- registré.	Navi- res.	Tonnage en- registré.		
													2	199		
													1	100		
													3	299		
2	1,591									{Swedish...	1	1,061	133	448,185		
2	554							2	515	{Brazilian...	1	2,999				
										{Swedish...	1	1,110				
													13	13,294		
													5	1,283		
													78	65,214		
1	60												67	6,818		
													1	1,267		
													9	2,187		
1	789									Dutch.....	1	1,226	10	11,106		
													11	2,125		
		10	11,156										21	36,223		
		1	743										1	743		
													4	25,226		
		1	1,907										2	5,658		
							1	3,190					3	10,054		
													1	989		
													2	5,656		
													1	1,898		
													9	957		
													36	87,940		
		1	4,720										2	513		
		10	3,456										2	9,862		
													23	3,839		
		6	6,696										3	1,439		
													22	21,698		
													7	13,369		
		8	7,929				1	2,380		{Dutch.....	1	2,210	235	663,244		
										{Grecian...	2	5,655				
										{Spanish...	1	3,465				
										{Swedish...	2	3,223				
													25	4,305		
													16	73,430		
													4	630		
										Argentinian..	1	352	6	14,274		
1	1,043									Uruguayann..	1	1,448	4	4,400		
													1	3,635		
													2	2,956		
													1	3,453		
													1	4,552		
													148	10,958		
										Peruvian...	1	252	65	5,886		
													3	3,020		
													1	93		
													1	588		
													3	6,592		
										San Domin- go.....	1	178	1	178		
										Danish.....	1	739	1	739		
													1	3,527		
7	4,037	43	36,816				2	5,570	2	515		15	23,918	1,008	1,596,702	
															21	22,756
															100	1,282
															4	2,876

12 GEORGE V, A. 1922

No. 14.—STATEMENT of the Number and Tonnage of Steam

N° 14.—TABLEAU du nombre et du tonnage des navires,

Ports and Outports and Countries for which departed. Ports et ports secondaires et pays de départ.	British. Britannique.		United States. Américaine.		Norwegian. Norvégienne.		Austrian. Autrichienne.		Belgian. Belge.	
	Ves- sels.	Tons Register.	Ves- sels.	Tons Register.	Ves- sels.	Tons Register.	Ves- sels.	Tons Register.	Ves- sels.	Tons Register.
	Nav- ires.	Tonnage enregistré.	Nav- ires.	Tonnage enregistré.	Nav- ires.	Tonnage enregistré.	Nav- ires.	Tonnage enregistré.	Nav- ires.	Tonnage enregistré.
Isaacs Harbour, N.S.—										
United States	(a)		1	15						
United States	(b)	2	202	2	396					
Sea Fisheries	(a)			4	91					
Sea Fisheries	(b)			1	79					
Total		2	202	8	581					
Joggin Mines, N.S.—										
United States	(b)	3	360	22	2,783					
Kentville, N.S.—										
Cuba	(b)	1	291							
Kingsport, N.S.—										
British W. Indies	(b)	3	899							
Cuba	(a)			3	2,261					
		3	899	3	2,261					
Ladner, B.C.—										
United States	(a)	2	114							
Ladysmith, B.C.—										
United States	(a)	48	4,117	87	41,330					
United States	(b)	60	11,023	66	17,986					
Total		108	15,140	153	59,316					
La Have, N.S.—										
British W. Indies	(b)	2	479							
Newfoundland	(b)	7	1,153							
Cuba	(b)	1	440							
Porto Rico	(b)	2	215							
United States	(a)			4	44					
United States	(b)	2	586							
French Africa	(b)	1	399							
Azores and Madeira	(b)	2	590							
Sea Fisheries	(a)	1	10	1	77					
Sea Fisheries	(b)	63	6,409							
Total		81	10,281	5	121					
Lévis, Que.—										
United States	(a)			2	3,479					
Liverpool, N.S.—										
British W. Indies	(b)	3	1,001							
Newfoundland	(a)	1	156							
Newfoundland	(b)	4	504	1	102					
San Domingo	(b)			1	94					
United States	(a)	2	98	30	1,801					
United States	(b)	20	7,053	4	1,523					
Sea Fisheries	(a)	54	2,057	119	7,595					
Sea Fisheries	(b)	5	528	4	345					
Total		89	11,397	159	11,460					
Lockeport, N.S.—										
United States	(b)			11	146					
Sea Fisheries	(b)	33	1,139	33	2,357					
Total		33	1,139	44	2,503					
Lord's Cove, N.B.—										
United States	(a)	184	1,613	147	1,721					
Louisburg, N.S.—										
Great Britain	(a)	6	13,839			2	3,399			
British W. Indies	(b)					1	810			
Newfoundland	(a)	44	24,721			1	1,001			
Newfoundland	(b)	22	2,242	4	397					
Belgium	(a)	1	3,164							
France	(a)	6	16,492			3	9,607			

(a) Steam—A vapeur. (b) Sail—A voiles.

SESSIONAL PAPER No. 11a

and Sailing Vessels, entered Outwards, for Sea, etc.—Continued.

à voiles et à vapeur, allant à la mer, etc.—Suite.

Danish. Danoise.		French. Française.		German. Allemande.		Italian. Italienne.		Russian. Russe.		Other Nationalities. Autres nationalités.			Total. Total.	
Ves- sels.	Tons Regis- ter.	Ves- sels.	Tons Regis- ter.	Ves- sels.	Tons Regis- ter.	Ves- sels.	Tons Regis- ter.	Ves- sels.	Tons Regis- ter.	Names.	Ves- sels.	Tons Regis- ter.	Ves- sels.	Tons Regis- ter.
Navi- res.	Tonnage en- registré.	Navi- res.	Tonnage en- registré.	Navi- res.	Tonnage en- registré.	Navi- en- registré.	Tonnage en- registré.	Navi- res.	Tonnage en- registré.	Noms.	Navi- res.	Tonnage en- registré.	Navi- res.	Tonnage en- registré.
													1	15
													4	598
													4	91
													1	70
													10	783
													25	3,143
													1	291
													3	899
													3	2,261
													6	3,100
													2	114
													135	45,447
													120	29,009
													261	74,456
													2	479
													7	1,153
													1	440
													2	215
													4	44
													2	586
													1	399
													2	590
													2	87
													63	6,409
													86	10,402
													2	3,470
													3	1,001
													1	150
													5	006
													1	94
													32	1,890
													24	8,576
													173	9,652
													9	873
													248	22,857
													11	146
													66	3,487
													77	3,633
													331	3,334
													8	17,228
													1	810
													45	25,722
													26	2,639
													1	3,164
													9	26,096

12 GEORGE V, A. 1922

No. 14.—STATEMENT of the Number and Tonnage of Steam

N° 14.—TABLEAU du nombre et du tonnage des navires,

Ports and Outports and Countries for which departed. Ports et ports secondaires et pays de départ.	British. — Britannique.		United States. — Américaine.		Norwegian. — Norvégienne.		Austrian. — Autrichienne.		Belgian. — Belge.	
	Ves- sels. — Navi- res.	Tons Register. — Tonnage enregistré.	Ves- sels. — Navi- res.	Tons Register. — Tonnage enregistré.	Ves- sels. — Navi- res.	Tons Register. — Tonnage enregistré.	Ves- sels. — Navi- res.	Tons Register. — Tonnage enregistré.	Ves- sels. — Navi- res.	Tons Register. — Tonnage enregistré.
<i>Louisburg, N.S.—Continued.</i>										
Gibraltar.....	(a)									
Holland.....	(a)	2	5,345			1	4,810			
Norway.....	(a)					1	4,810			
Roumania.....	(a)			1	2,994					
St. Pierre.....	(a)	8	1,161							
St. Pierre.....	(b)	5	1,005							
Sweden.....	(a)	1	4,184							
United States.....	(a)	10	22,416	3	6,037					
United States.....	(b)	2	252	3	242					
British South Africa.....	(a)	1	3,534							
Poland.....	(a)	5	9,359							
Finland.....	(a)	1	1,867							
For Sea.....	(a)	1	226	3	705					
Sea Fisheries.....	(a)	12	2,115							
Sea Fisheries.....	(b)	5	248	130	5,558					
Total.....		132	112,170	153	15,933	9	24,427			
<i>Lower East Pubnico, N.S.—</i>										
United States.....	(a)	2	98	19	950					
United States.....	(b)	2	95	2	170					
Sea Fisheries.....	(b)	17	685	23	1,223					
Total.....		21	878	44	2,349					
<i>Lunenburg, N.S.—</i>										
British W. Indies.....	(b)	1	224							
Newfoundland.....	(b)	7	1,139							
Cuba.....	(b)	3	585	1	509					
Porto Rico.....	(b)	24	2,582							
Portugal.....	(b)	1	341							
United States.....	(b)	1	248	1	81					
Sea Fisheries.....	(a)	34	1,477	14	954					
Sea Fisheries.....	(b)	150	14,876							
Total.....		221	21,472	16	1,634					
<i>Mahone Bay, N.S.—</i>										
British W. Indies.....	(b)	1	99							
Porto Rico.....	(b)	1	97							
St. Pierre.....	(b)	1	271							
United States.....	(b)	3	386							
Sea Fisheries.....	(b)	13	1,056							
Total.....		19	1,909							
<i>Moncton, N.B.—</i>										
Great Britain.....	(a)	4	8,846	1	1,490	1	998			
Great Britain.....	(b)	1	283	3	2,549					
United States.....	(b)	2	136	3	391					
Total.....		7	9,265	7	4,430	1	998			
<i>Montague Bridge, P.E.I.—</i>										
Newfoundland.....	(b)	8	412							
<i>Montmagny, Que.—</i>										
Great Britain.....	(a)	1	1,952							
<i>Montreal, Que.—</i>										
Great Britain.....	(a)	243	1,016,275			2	3,162			
British W. Indies.....	(a)	15	22,478	9	14,122					
Newfoundland.....	(a)	26	27,489							
Belgium.....	(a)	28	133,622	8	28,711	1	2,533		1	2,440
Brazil.....	(a)	3	10,009							
Cuba.....	(a)	4	5,399							
France.....	(a)	19	53,822	2	5,760	1	2,413			
Germany.....	(a)	7	24,796							
Holland.....	(a)	5	16,900							
Italy.....	(a)	11	34,141	2	3,683	1	6,646			

a) Steam—A vapeur. (b) Sail—A voiles.

SESSIONAL PAPER No. 11a

and Sailing Vessels entered Outwards for Sea, etc.—Continued.

à voiles et à vapeur, allant à la mer, etc.—Suite.

Danish. Danoise.		French. Française.		German. Allemande.		Italian. Italienne.		Russian. Russe.		Other Nationalities. Autres nationalités.			Total. Total.	
Ves- sels.	Tons Regis- ter.	Ves- sels.	Tons Regis- ter.	Ves- sels.	Tons Regis- ter.	Ves- sels.	Tons Regis- ter.	Ves- sels.	Tons Regis- ter.	Names.	Ves- sels.	Tons Regis- ter.	Ves- sels.	Tons Regis- ter.
Navi- res.	Tonnage en- registré.	Navi- res.	Tonnage en- registré.	Navi- res.	Tonnage en- registré.	Navi- res.	Tonnage en- registré.	Navi- res.	Tonnage en- registré.	Noms.	Navi- res.	Tonnage en- registré.	Navi- res.	Tonnage en- registré.
							3 7,149			Dutch.....	1 1,958		3 7,149	4 12,113
													1 4,810	1 2,994
													8 1,161	5 1,005
													1 4,184	13 28,453
													5 494	1 3,534
													5 9,350	1 1,867
													4 931	15 2,688
		3 573											144 5,806	
		3 573				3 7,149					1 1,958		301 162,210	
													21 1,054	4 265
													40 1,908	
													65 3,227	
													1 224	7 1,139
													4 1,184	24 2,582
													1 341	2 329
													48 2,431	150 14,876
													237 23,106	
													1 99	1 97
													1 271	3 386
													13 1,050	
													19 1,909	
													6 11,334	5 4,348
										Finnish.....	1 1,516		5 527	
											1 1,516		16 16,200	
													8 412	
													1 1,952	
								1 1,823					246 1,021,260	24 36,600
													26 27,489	39 171,530
		1 4,224											3 10,000	4 5,399
		4 15,197								Japanese.....	1 3,752		27 80,944	7 24,796
													5 16,900	
						38 111,208				Grecian.....	1 1,956		53 157,634	

12 GEORGE V. A. 1922

No. 14.—STATEMENT of the Number and Tonnage of Steam

N° 14.—TABLEAU du nombre et du tonnage des navires

Ports and Outports and Countries for which Departed. Ports et ports secondaires et pays de départ.	British. Britannique.		United States. Américaine.		Norwegian. Norvégienne.		Austrian. Autrichienne.		Belgian. Belge.	
	Ves- sels.	Tons register.	Ves- sels.	Tons register.	Ves- sels.	Tons register.	Ves- sels.	Tons register.	Ves- sels.	Tons register.
	Nav- ires.	Tonnage enregistré	Nav- ires.	Tonnage enregistré	Nav- ires.	Tonnage enregistré	Nav- ires.	Tonnage enregistré	Nav- ires.	Tonnage enregistré
Montreal, Que.—Continued										
Norway (a)					12	34,066				
Roumania (a)	1	2,705								
Portugal (a)										
Russia (a)	1	2,842								
St. Pierre (b)	1	66								
Spain (a)	1	2,913								
Sweden (a)										
Mexico (a)			16	76,545						
United States (a)	8	15,993	80	105,778	1	2,242				
San Domingo (a)			1	1,423						
Argentina (a)	8	24,876								
Uruguay (a)	1	3,333								
Dutch East Indies (a)	4	12,319								
Greece (a)	7	21,184	1	2,987	3	8,097				
British South Africa (a)	10	51,711								
Finland (a)	1	2,533	1	2,899						
French Africa (a)	1	1,896								
Egypt (a)	1	4,950								
Australia (a)	7	32,806								
Gibraltar (a)	3	40,102								
Greenland, Iceland, etc. (a)										
Turkey (a)			1	2,994						
Total	422	1,535,136	121	244,902	21	59,162			1	2,440
Moose Factory, Ont.— Newfoundland (a)	1	1,541								
Murray Harbour, P.E.I.— Sea Fisheries (b)	2	30								
Nanaimo, B.C.—										
Great Britain (a)	2	6,081								
United States (a)	125	21,708	223	76,861						
United States (b)	92	17,493	201	54,623						
British Oceania (a)	2	6,760								
Japan (a)										
Sea Fisheries (a)	10	585	523	10,128						
Total	231	52,537	947	141,612						
New Campbellton, N.S.—										
Newfoundland (b)	4	416								
France (b)	1	247								
Holland (b)	1	387	2	1,148						
United States (b)	1	277								
Total	7	1,327	2	1,148						
Newcastle, N.B.—										
Great Britain (a)	6	10,492								
Great Britain (b)			2	1,282						
Total	6	10,492	2	1,282						
New Westminster, B.C.—										
Great Britain (a)	2	7,061	4	14,348						
United States (a)	2	56	2	268						
British South Africa (a)			2	3,123						
Mexico (a)	1	49								
Total	5	7,166	8	17,739						
North East Harbour, N.S.—										
United States (b)	1	33	1	68						
Sea Fisheries (b)	2	66	2	29						
Total	3	99	3	97						

(a) Steam—A vapeur. (b) Sail—A voiles.

12 GEORGE V, A. 1922

No. 14.—STATEMENT of the Number and Tonnage of Steam
N° 14.—TABLEAU du nombre et du tonnage des navires

Ports and Outports and Countries for which Departed. Ports et ports secondaires et pays de départ.	British. Britannique.		United States. Américaine.		Norwegian. Norvégienne.		Austrian. Autrichienne.		Belgian. Belge.	
	Ves- sels.	Tons register.	Ves- sels.	Tons register.	Ves- sels.	Tons register.	Ves- sels.	Tons register.	Ves- sels.	Tons register.
	Nav- ires.	Tonnage enregistré	Nav- ires.	Tonnage enregistré	Nav- ires.	Tonnage enregistré	Nav- ires.	Tonnage enregistré	Nav- ires.	Tonnage enregistré
North Head, N.B.— United States.....(a)	139	21,856	13	160						
North Sydney, N.S.—										
Great Britain.....(a)	5	13,411	2	4,527	1	2,163				
British W. Indies.....(b)	2	510								
Newfoundland.....(a)	242	125,246								
Newfoundland.....(b)	254	20,484	1	275	5	13,065				
Belgium.....(a)			7	25,875						
France.....(a)	3	8,027			1	2,613				
Germany.....(a)	1	3,277								
Holland.....(a)					1	1,783				
St. Pierre.....(a)	7	1,460								
St. Pierre.....(b)	20	2,415								
United States.....(a)	1	2,675	0	18,867	0	11,197				
United States.....(b)	3	297	1	577						
Denmark.....(a)				1,440						
Greece.....(a)			1	2,987	1	2,613				
Greenland, Iceland etc.....(a)			1	2,899						
Sea Fisheries.....(a)	3	321								
Sea Fisheries.....(b)	15	1,286	36	2,136						
Total.....	556	179,409	59	59,583	15	33,434				
Ocean Falls, B.C.—										
United States.....(a)	21	34,143	80	103,525						
British Oceania.....(a)	7	23,079								
Total.....	28	57,222	80	103,525						
Parrsboro, N.S.—										
Great Britain.....(a)	1	1,971								
Great Britain.....(b)	16	7,599	2	1,880						
United States.....(a)	1	585	22	7,282						
United States.....(b)	42	10779	22	5,441						
Total.....	60	20,944	46	14,603						
Paspébiac, Que.—										
Great Britain.....(a)	1	1,621								
Great Britain.....(b)										
Newfoundland.....(b)	2	230								
Total.....	3	1,851								
Pictou, N.S.—										
Great Britain.....(a)	4	9,065								
Newfoundland.....(a)	2	238								
France.....(a)					1	964				
Greenland, Ireland, etc.....(a)										
British South Africa.....(a)	1	1,866								
Total.....	7	11,169			1	964				
Port Alberni, B.C.—										
United States.....(a)			1	15						
Japan.....(a)										
Sea Fisheries.....(a)	2	18	1	4						
Total.....	2	18	2	19						
Port Clyde, N.S.—										
Sea Fisheries.....(b)	2	23								
Port Hastings, N.S.—										
Great Britain.....(a)	1	2,763								
British W. Indies.....(a)	1	1,044								
Newfoundland.....(b)	1	99								
France.....(a)			2	4,530						
Holland.....(a)			2	4,530						
Holland.....(b)			1	582						

(a) Steam—A vapeur. (b) Sail—A voiles.

12 GEORGE V, A. 1922

No. 14.—STATEMENT of the number and Tonnage of Steam

N° 14.—TABLEAU du nombre et du tonnage des navires

Ports and Outports and Countries for which Departed. — Ports et ports secondaires et pays de départ.	British. — Britannique.		United States. — Américaine.		Norwegian. — Norvégienne.		Austrian. — Autrichienne.		Belgian. — Belge.	
	Ves- sels. — Navires.	Tons register. — Tonnage enregistré	Ves- sels. — Navires.	Tons register. — Tonnage enregistré	Ves- sels. — Navires.	Tons register. — Tonnage enregistré	Ves- sels. — Navires.	Tons register. — Tonnage enregistré	Ves- sels. — Navires.	Tons register. — Tonnage enregistré
Port Hastings, N.S.—Continued										
Norway.....(a)	1	3,007	3	5,617	3	8,415				
United States.....(a)	1	2,147	18	10,130	3	4,213				
United States.....(b)	1	407	1	1,907						
Sea Fisheries.....(a)			1	149						
Total.....	6	9,467	28	27,445	6	12,628				
Port Hawkesbury, N.S.—										
Great Britain.....(b)	2	867								
British W. Indies.....(b)	1	155								
Newfoundland.....(b)	1	98								
Cuba.....(b)	1	353								
St. Pierre.....(b)	1	79								
United States.....(a)	2	689	1	1,612						
United States.....(b)	5	1,631	2	1,594						
Sea Fisheries.....(a)	48	7,047	2	198						
Sea Fisheries.....(b)	19	1,877								
Total.....	80	12,796	5	3,404						
Port La Tour, N.S.—										
United States.....(a)			1	7						
United States.....(b)			1	47						
Total.....			2	54						
Port Mulgrave, N.S.—										
Great Britain.....(b)	1	343								
British W. Indies.....(a)	1	9								
St. Pierre.....(b)			1	392						
United States.....(a)	1	4	22	4,396						
Total.....	3	356	23	4,788						
Port Itanew, B.C.—										
United States.....(a)	4	143	1	44						
Port Wade, N.S.—										
United States.....(b)	1	25	1	12						
Port Williams, N.S.—										
British W. Indies.....(b)	1	343								
Powell River, B.C.—										
Australia.....(a)	9	32,284								
United States.....(a)	52	12,121	98	48,558						
Total.....	61	44,405	98	48,558						
Prince Rupert, B.C.—										
United States.....(a)	64	56,478	109	38,079						
United States.....(b)	3	35	27	552						
Sea Fisheries.....(a)	646	10,537	1,139	16,396						
Total.....	713	67,050	1,275	55,027						
Pugwash, N.S.—										
Great Britain.....(b)	1	559								
Newfoundland.....(a)	6	985								
Total.....	7	1,544								
Qunitsino, B.C.—										
United States.....(a)	2	589	4	4,617						
United States.....(b)	1	1,352	1	734						
Sea Fisheries.....(a)			2	31						
Total.....	3	1,941	7	5,382						

(a) Steam—A vapeur. (b) Sail—A voiles.

SESSIONAL PAPER No. 11a

and Sailing Vessels entered Outwards, for Sea, etc.—Continued.

à voiles et à vapeur, allant à la mer, etc.—Suite.

Danish.		French.		German.		Italian.		Russian.		Other Nationalities.			Total.	
Danoise.		Française.		Allemande.		Italienne.		Russe.		Autres nationalités.			Total.	
Ves-	Tons	Ves-	Tons	Ves-	Tons	Ves-	Tons	Ves-	Tons	Names.	Ves-	Tons	Ves-	Tons
sels.	regis-	sels.	regis-	sels.	regis-	sels.	regis-	sels.	regis-		sels.	regis-	sels.	regis-
Nav-	tonnage	Nav-	tonnage	Nav-	tonnage	Nav-	tonnage	Nav-	tonnage	Noms.	Nav-	tonnage	Nav-	tonnage
ires.	en-	ires.	en-	ires.	en-	ires.	en-	ires.	en-		ires.	en-	ires.	en-
	registré.		registré.		registré.		registré.		registré.			registré.		registré.
													7	17,039
													22	16,490
													2	2,314
													1	149
													40	49,540
													2	867
													1	155
													1	98
													1	353
													1	79
													3	2,301
													7	3,225
													50	7,245
													19	1,877
													85	16,200
													1	7
													1	47
													2	54
													1	343
													1	9
													1	392
													23	4,400
													26	5,144
													5	187
													2	37
													1	343
													9	32,284
													150	60,679
													159	92,963
													173	94,557
													30	587
													1,785	26,933
													1,988	122,077
													1	559
													6	985
													7	1,544
													6	5,200
													2	2,086
													2	31
													10	7,323

12 GEORGE V, A. 1922

No. 14.—STATEMENT of the Number and Tonnage of Steam

N° 14.—TABLEAU du nombre et du tonnage des navires

Ports and Outports and Countries for which departed Ports et ports secondaires et pays de départ.	British. Britannique.		United States. Américaine.		Norwegian. Norvégienne.		Austrian. Autrichienne.		Belgian. Belge.	
	Ves- sels.	Tons Register.	Ves- sels.	Tons Register.	Ves- sels.	Tons Register.	Ves- sels.	Tons Register.	Ves- sels.	Tons Register.
	Navires.	Tonnage enregistré.	Navires.	Tonnage enregistré.	Navires.	Tonnage enregistré.	Navires.	Tonnage enregistré.	Navires.	Tonnage enregistré.
Quebec, Que.—										
Great Britain..... (a)	105	424,735			2	2,206			1	1,301
Newfoundland..... (a)	12	3,824			2	2,002				
Newfoundland..... (b)	5	540								
Belgium..... (a)	2	11,788	1	3,726						
France..... (a)	9	18,581			1	964				
Spain..... (a)	1	2,009								
Spain..... (b)	2	202								
United States..... (a)	2	3,990	12	19,623						
United States..... (b)			1	1,907						
Gibraltar..... (a)	1	4,129								
Greece..... (a)	1	4,106								
British South Africa..... (a)	1	1,977								
Mexico..... (a)			1	3,861						
Total.....	141	475,881	15	29,117	5	5,172			1	1,301
Rimouski, Que.—										
Great Britain..... (a)	9	16,951			1	2,799				
Great Britain..... (b)										
Total.....	9	16,951			1	2,799				
River Hébert, N.S.—										
United States..... (b)	2	296	1	86						
Salmon River, N.S.—										
United States..... (b)	1	71								
Sea Fisheries..... (b)	2	26								
Total.....	3	97								
Sandy Cove, N.S.—										
United States..... (b)			1	11						
Sandy Point, N.S.—										
Newfoundland..... (b)	2	197								
United States..... (b)	8	753	12	1,087						
Sea Fisheries..... (b)	3	307	92	6,688						
Total.....	13	1,257	104	7,775						
Sheet Harbour, N.S.—										
Great Britain..... (b)	2	881	1	1,714						
Shelburne, N.S.—										
Newfoundland..... (b)	4	500								
Brazil..... (b)					1	1,062				
France..... (b)										
St. Pierre..... (b)										
United States..... (b)	1	236	2	144						
Sea Fisheries..... (b)	6	351	43	3,161						
Total.....	11	1,096	45	3,305	1	1,062				
Sherbrooke, N.S.—										
Newfoundland..... (b)	6	816								
United States..... (b)	5	1,831	1	376						
Total.....	11	2,647	1	376						
Shippegan, N.B.—										
Sea Fisheries..... (a)	15	168								
Sea Fisheries..... (b)	62	925								
Total.....	77	1,093								
Sidney, B.C.—										
Great Britain..... (a)	1	3,531	3	11,304						
New Zealand..... (a)	1	3,355								
Argentina..... (a)			1	520						
British South Africa..... (a)			2	5,737						

(a) Steam—A vapeur. (b) Sail—A voiles.

SESSIONAL PAPER No. 11a

and Sailing Vessels, entered Outwards, for Sea, etc.—Continued.

à voiles et à vapeur, allant à la mer, etc.—Suite.

Danish.		French.		German.		Italian.		Russian.		Other Nationalities.			Total.		
Danoise.		Française.		Allemande.		Italienne.		Russe.		Autres nationalités.			Total.		
Ves-	Tons	Ves-	Tons	Ves-	Tons	Ves-	Tons	Ves-	Tons	Names.	Ves-	Tons	Ves-	Tons	
sels.	regis-	sels.	regis-	sels.	regis-	sels.	regis-	sels.	regis-		sels.	regis-	sels.	regis-	
—	ter.	—	ter.	—	ter.	—	ter.	—	ter.		—	—	—	—	
Navi-	Tonnage	Navi-	Tonnage	Navi-	Tonnage	Navi-	Tonnage	Navi-	Tonnage	Noms.	Navi-	Tonnage	Navi-	Tonnage	
res.	en-	res.	en-	res.	en-	res.	en-	res.	en-		res.	en-	res.	en-	
—	regis-	—	regis-	—	regis-	—	regis-	—	regis-		—	—	—	—	
—	tré.	—	tré.	—	tré.	—	tré.	—	tré.		—	—	—	—	
										Dutch.....	1	1,454	110	432,695	
										Brazilian...	1	2,999	14	5,826	
													5	540	
													3	15,314	
		12	11,582										22	31,127	
													1	2,069	
		2	4,899										2	202	
													16	28,512	
													1	1,907	
													1	4,129	
													1	4,106	
													1	1,977	
													1	3,861	
		14	16,481												
												2	4,453	178	532,405
1	250													10	19,750
														1	259
1	250													11	20,000
														3	382
														1	71
														2	26
														3	97
														1	11
														2	197
														20	1,840
														95	6,995
														117	9,032
														2	2,595
														4	509
														1	1,062
														1	287
		1	287											1	280
														3	380
														40	3,512
		2	567											59	6,020
														6	816
														6	2,207
														12	3,023
														15	168
														62	925
														77	1,093
														4	14,835
														1	3,385
														1	520
														2	5,737

12 GEORGE V, A. 1922

No. 14.—STATEMENT of the Number and Tonnage of Steam

N° 14.—TABLEAU du nombre et du tonnage des navires

Ports and Outports and Countries for which Departed. Ports et ports secondaires et pays de départ.	British.		United States.		Norwegian.		Austrian.		Belgian.	
	Britannique.		Américaine.		Norvégienne.		Autrichienne.		Belge.	
	Ves-	Tons	Ves-	Tons	Ves-	Tons	Ves-	Tons	Ves-	Tons
	sels.	register.	sels.	register.	sels.	register.	sels.	register.	sels.	register.
Navires.	Tonnage enregistré.	Navires.	Tonnage enregistré.	Navires.	Tonnage enregistré.	Navires.	Tonnage enregistré.	Navires.	Tonnage enregistré.	
<i>Sidney, B.C.—Continued</i>										
United States..... (a)	15	5,219	29	11,990						
United States..... (b)	1	89	14	3,410						
Total.....	18	12,224	49	32,961						
<i>Sorel, Que.—</i>										
British W. Indies..... (a)	1	9								
Newfoundland..... (a)	2	238								
Total.....	3	247								
<i>Souris, P. E. I.—</i>										
Newfoundland..... (b)	1	33								
St. Pierre..... (b)	2	175								
Sea Fisheries..... (b)	6	287	2	129						
Total.....	9	495	2	129						
<i>Steveston, B.C.—</i>										
United States..... (a)	47	1,058	28	917						
<i>Stickoon, B.C.—</i>										
United States..... (a)			49	495						
<i>St. Andrews, N.B.—</i>										
United States..... (a)	273	25,155	805	14,511						
<i>St. George, N.B.—</i>										
United States..... (a)	15	327	61	1,303						
United States..... (b)	7	2,420	13	2,475						
Total.....	22	2,756	74	3,778						
<i>St. John, N.B.—</i>										
Great Britain..... (a)	79	361,471	3	2,880	4	5,941				
Great Britain..... (b)	1	1,272	3	2,496	1	1,637				
British W. Indies..... (a)	1	1,283								
British W. Indies..... (b)	5	1,658								
Newfoundland..... (a)	4	7,121								
Belgium..... (a)	1	5,607		8,605				2	5,846	
Bermuda..... (b)			1	446						
Cuba..... (a)	6	7,711			1	707				
Cuba..... (b)			2	959						
France..... (a)	8	20,284								
Holland..... (a)	1	2,452								
Italy..... (a)	2	6,145	1	4,576						
Uruguay..... (a)	2	4,982								
Uruguay..... (b)	2	1,181								
Spanish—Africa..... (b)	1	487								
Egypt..... (a)	2	5,888								
Spain..... (a)			2	4,615						
Greece..... (a)			483	153,594	2	3,847				
United States..... (a)	115	108,331	24	4,243						
United States..... (b)	20	1,408								
French Africa..... (a)	3	8,509								
New Zealand..... (a)	5	20,020								
Argentina..... (b)	1	503			1	1,358				
British South Africa..... (a)	4	13,912								
British South Africa..... (b)			2	2,193						
Sea Fisheries..... (a)	14	170								
Sea Fisheries..... (b)	5	240								
Total.....	282	629,145	523	184,667	9	13,490			2	5,846
<i>St. Martins, N.B.—</i>										
United States..... (a)			29	2,291						
United States..... (b)	22	11,553	11	4,380						
Sea Fisheries..... (b)	1	12								
Total.....	23	11,565	40	6,671						

(a) Steam—A vapeur. (b) Sail—A voiles.

SESSIONAL PAPER No. 11a

and Sailing Vessels, entered Outwards, for Sea, etc.—Continued.

à voiles et à vapeur, allant à la mer, etc.—Suite.

Danish. Danoise.		French. Française.		German. Allemande.		Italian. Italienne.		Russian. Russe.		Other Nationalities. Autres nationalités.			Total. Total.		
Ves- sels.	Tons regis- ter.	Ves- sels.	Tons regis- ter.	Ves- sels.	Tons regis- ter.	Ves- sels.	Tons regis- ter.	Ves- sels.	Tons regis- ter.	Names.	Ves- sels.	Tons regis- ter.	Ves- sels.	Tons regis- ter.	
Navi- res.	Tonnage en- registré.	Navi- res.	Tonnage en- registré.	Navi- res.	Tonnage en- registré.	Navi- res.	Tonnage en- registré.	Navi- res.	Tonnage en- registré.	Noms.	Navi- res.	Tonnage en- registré.	Navi- res.	Tonnage en- registré.	
														44	17,209
														15	3,499
														67	45,185
														1	9
														2	238
														3	247
														1	33
														2	175
														8	416
														11	624
														75	2,875
														49	495
														1,078	39,668
														76	1,630
														20	4,904
														96	6,534
1	1,932									(Swedish {Dutch	1 2	1,399 3,146	90	396,760	
		1	2,254										6	7,659	
													1	1,283	
													5	1,658	
													4	7,121	
		1	1,812										6	21,930	
													1	446	
2	2,112												9	10,530	
													2	959	
		3	12,352										11	51,636	
							7	20,901		Spanish	1	3,409	11	2,952	
													2	4,992	
													2	1,181	
													1	487	
													2	5,888	
		1	4,224										1	4,224	
													7	16,001	
		4	15,809							Grecian	5	11,386	604	281,581	
													44	5,651	
													3	8,509	
													5	29,020	
													2	1,861	
													4	13,912	
													2	2,193	
													14	170	
													5	240	
3	4,044	10	36,451				7	20,901				9	19,340	845	913,884
														22	2,291
														33	15,933
														1	12
														63	18,236

12 GEORGE V, A. 1922

No. 14.—STATEMENT of the Number and Tonnage of Steam

N° 14.—TABLEAU du nombre et du tonnage des navires

Ports and Outports and Countries for which Departed. Ports et ports secondaires et pays de départ.	British. Britannique.		United States. Américaine.		Norwegian. Norvégienne.		Austrian. Autrichienne.		Belgian. Belge.	
	Ves- sels.	Tons register.	Ves- sels.	Tons register.	Ves- sels.	Tons register.	Ves- sels.	Tons register.	Ves- sels.	Tons register.
	Navi- res.	Tonnage enregistré	Navi- res.	Tonnage enregistré	Navi- res.	Tonnage enregistré	Navi- res.	Tonnage enregistré	Navi- res.	Tonnage enregistré
St. Peters, N.S.—										
United States..... (b)			3	321						
Sea Fisheries..... (b)	1	17								
Total.....	1	17	3	321						
St. Stephen, N.B.—										
United States..... (a)	6	152	58	754						
United States..... (b)	1	96	2	320						
Total.....	7	248	60	1,074						
Summerside, P.E.I.—										
Newfoundland..... (a)	2	1,584								
Sydney, N.S.—										
Great Britain..... (a)	50	134,003	2	8,942	4	6,137			1	1,301
British W. Indies..... (a)	9	13,029								
Newfoundland..... (a)	152	278,373			1	4,810				
Newfoundland..... (b)	202	19,017	1	116						
Belgium..... (a)	2	4,356							2	3,650
For Sea..... (a)	1	984								
Cuba..... (a)	2	2,484			1	1,785				
France..... (a)	20	53,383			5	12,118				
British India..... (a)	2	5,999								
Holland..... (a)	6	22,832			2	7,394				
Italy..... (a)	1	2,268								
Norway..... (a)					4	10,266				
Greece..... (a)	5	14,318								
Portugal..... (a)										
Australia..... (a)	1	5,102								
St. Pierre..... (a)	2	258								
St. Pierre..... (b)	17	1,562								
Spain..... (a)	1	2,009								
Dutch East Indies..... (a)	1	3,549								
United States..... (a)	8	13,245	3	4,572	4	10,428				
New Zealand..... (a)	4	20,951								
British South Africa..... (a)	14	47,095			2	4,705				
Argentina..... (a)	7	21,029								
Malta..... (a)	1	2,504								
Egypt..... (a)	1	3,174								
Denmark..... (a)			1	2,179						
Gibraltar..... (a)	4	13,768	1	2,358						
Finland..... (a)					2	2,584				
Sea Fisheries..... (a)	8	1,273	2	411						
Sea Fisheries..... (b)	3	63	16	373						
Total.....	524	686,628	26	18,951	25	60,227			3	4,951
Three Rivers, Que.—										
Great Britain..... (a)	18	51,295	1	1,227	1	1,454				
United States..... (a)	1	1,542								
Total.....	19	52,837	1	1,227	1	1,454				
Truro, N.S.—										
United States..... (b)	1	132								
Tusket, N.S.—										
Sea Fisheries..... (b)			2	180						
Union Bay, B.C.—										
Great Britain..... (a)	8	41,508								
United States..... (a)	44	139,415	73	50,603	1	3,513				
United States..... (b)	8	1,517	74	34,104						
British Oceania..... (a)	13	48,335	4	9,185						
Japan..... (a)	7	23,300	3	11,919						
China..... (a)	1	2,884								
Chili..... (a)			1	1,917						
Total.....	81	256,959	155	107,728	1	3,513				

(a) Steam—A vapeur. (b) Sail—A voiles.

12 GEORGE V, A. 1922

No. 14.—STATEMENT of the Number and Tonnage of Steam

N° 14.—TABLEAU du nombre et du tonnage des navires

Ports and Outports and Countries for which Departed. Ports et ports secondaires et pays de départ.	British. Britannique.		United States. Américaine.		Norwegian. Norvégienne.		Austrian. Autrichienne.		Belgian. Belge.	
	Ves- sels.	Tons register.	Ves- sels.	Tons register.	Ves- sels.	Tons register.	Ves- sels.	Tons register.	Ves- sels.	Tons register.
	Navires.	Tonnage enregistré	Navires.	Tonnage enregistré	Navires.	Tonnage enregistré	Navires.	Tonnage enregistré	Navires.	Tonnage enregistré
Vancouver, B. C.—										
Great Britain..... (a)	15	52,185	13	52,010						
British India..... (a)	4	13,542	1	3,835						
Australia..... (a)	33	134,335	1	2,664						
Australia..... (b)			2	2,235						
Belgium..... (a)										
China..... (a)	45	274,062	1	3,465						
China..... (b)			1	861						
France..... (a)	2	6,080								
Japan..... (a)	3	9,123	6	21,575						
Mexico..... (a)			6	18,052						
Peru..... (a)	2	5,896								
Russia..... (a)			1	3,523						
Philippines..... (a)			1	3,895						
United States..... (a)	570	492,243	431	451,450	3	11,417				
Chili..... (a)			5	11,708						
Holland..... (a)										
British South Africa..... (b)			1	2,132						
Sea Fisheries..... (a)	72	918	24	451						
Total.....	746	988,384	494	577,856	3	11,417				
Victoria, B. C.—										
Great Britain..... (a)	2	8,266								
Australia..... (a)	12	69,412								
China..... (a)	24	154,421								
Japan..... (a)	11	67,964								
France..... (a)										
British South Africa..... (a)			3	4,385						
United States..... (a)	734	488,764	611	515,790						
United States..... (b)	137	22,643	20	3,576						
Sea Fisheries..... (a)	9	297	138	2,687						
Total.....	920	811,137	772	526,408						
Westport, N. S.—										
United States..... (a)	5	100								
United States..... (b)	3	42	44	773						
Total.....	8	142	44	773						
Weymouth, N. S.—										
Cuba..... (b)	2	884								
United States..... (b)	4	603	8	608						
Total.....	6	1,487	8	608						
White Rock, B. C.—										
United States..... (a)	54	1,801	26	262						
Windsor, N. S.—										
British W. Indies..... (b)	1	447								
United States..... (a)	38	31,389			8	5,984				
United States..... (b)	58	53,651	46	40,616						
Total.....	97	85,487	46	40,616	8	5,984				
Yarmouth, N. S.—										
British W. Indies..... (b)	2	672								
Newfoundland..... (b)			1	47						
Cuba..... (b)	2	919								
United States..... (a)	165	150,610	2	3,946						
United States..... (b)	8	373	26	332						
Sea Fisheries..... (a)	3 ⁹	1,925	14	431						
Sea Fisheries..... (b)	17	1,027	36	2,436						
Total.....	233	155,526	79	7,192						
York Factory, Man.—										
Newfoundland..... (a)	1	396								

(a) Steam—A vapeur. (b) Sail—A voiles.

12 GEORGE V, A. 1922

No. 15.—SUMMARY STATEMENT of the Nationality
N° 15.—TABLEAU sommaire des navires au long

No.	Countries to which Departed. Pays de destination	British. Britannique.			United States. Américaine.			Norwegian. Norvégienne.			Austrian. Autrichienne.			Belgian. Belge.		
		Vessels. Navires.	Tons Register. Tonnage enregistré.	Vessels. Navires.	Tons Register. Tonnage enregistré.	Vessels. Navires.	Tons Register. Tonnage enregistré.	Vessels. Navires.	Tons Register. Tonnage enregistré.	Vessels. Navires.	Tons Register. Tonnage enregistré.	Vessels. Navires.	Tons Register. Tonnage enregistré.			
1	United Kingdom.....	762	2,721,718	52	136,069	35	44,630						2	2,602		
2	Australia.....	62	273,939	3	4,899											
3	Bermuda.....	3	1,019	1	446											
4	British South Africa.....	39	124,268	12	20,130	3	6,001									
5	British Guiana.....	38	88,453													
6	British Honduras.....	3	6,592													
7	British India.....	6	19,541	1	3,835											
8	British West Indies.....	73	58,102	11	16,464	2	1,466									
9	British Oceania.....	23	81,558	5	11,849											
10	Egypt.....	4	14,018	1	3,453											
11	Gibraltar.....	8	27,999	2	5,993											
12	Malta.....	1	2,504													
13	Newfoundland.....	1,216	601,137	14	6,640	13	23,386									
14	New Zealand.....	10	53,356													
15	Argentina.....	23	61,799	6	6,937	6	7,473									
16	Azores and Maderia.....	5	1,530													
17	Belgium.....	34	158,537	18	66,977	1	2,533						6	13,203		
18	Brazil.....	12	12,198			1	1,062									
19	China.....	70	431,367	2	4,326											
20	Chili.....			6	13,625											
21	Cuba.....	46	30,446	16	10,430	3	3,119									
22	Denmark.....			4	6,575											
23	Dutch East Indies.....	5	15,868													
24	Finland.....	2	4,400	1	2,899	2	2,584									
25	France.....	74	209,115	8	20,193	12	28,679						1	1,965		
26	French Africa.....	5	10,774													
27	French West Indies.....	3	311	1	319											
28	Germany.....	10	41,172	1	4,706								1	7,421		
29	Greece.....	13	39,606	4	10,589	4	10,710									
30	Greenland, Iceland, etc.....			1	2,899											
31	Holland.....	15	48,416	6	10,011	4	13,987									
32	Italy.....	15	43,543	5	15,123	1	6,646									
33	Japan.....	21	100,417	9	33,494											
34	Mexico.....	4	6,540	35	162,879	1	2,527									
35	Norway.....	1	3,007	3	5,617	23	65,114									
36	Peru.....	4	8,664	1	2,457											
37	Philippines.....			1	3,895											
38	Poland.....	6	14,492													
39	Porto Rico.....	38	4,327													
40	Portugal.....	1	341													
41	Roumania.....	1	2,705	1	2,994											
42	Russia.....	1	2,842	1	3,523											
43	St. Pierre.....	76	10,064	2	784											
44	San Domingo.....			2	1,517											
45	Sea Fisheries.....	1,900	86,649	2,804	77,165											
46	Spain.....	5	7,133													
47	Spanish Africa.....	1	487													
48	Sweden.....	1	4,184	2	13,369											
49	Turkey.....			2	7,546											
50	United States.....	3,863	2,340,874	4,903	2,226,242	41	79,567									
51	Uruguay.....	6	9,599													
52	For Sea.....	14	15,272	7	1,645											
	Total.....	8,532	7,800,883	7,959	2,928,514	152	299,484						10	25,191		

SESSIONAL PAPER No. 11a

of Sea-going Vessels entered Outwards, for Sea, for each Country.
cours sortis allant à la mer pour chaque pays.

Danish. Danoise.		French. Française.		German. Allemande.		Italian. Italienne.		Russian. Russe.		Other Nationalities. Autres nationalités.			Total. Total.		No.
Vessels— Navires.	Tons Register. Tonnage enregistré.	Vessels— Navires.	Tons Register. Tonnage enregistré.	Vessels— Navires.	Tons Register. Tonnage enregistré.	Vessels— Navires.	Tons Register. Tonnage enregistré.	Vessels— Navires.	Tons Register. Tonnage enregistré.	Name of Flag. Nom du drapeau.	Vessels— Navires.	Tons Register. Tonnage enregistré.	Vessels— Navires.	Tons Register. Tonnage enregistré.	
19	7,049	1	2,254					7	3,595	Brazilian.....	2	5,999			1
										Dutch.....	6	15,541	894	2,055,912	
										Finnish.....	1	1,516			
										Grecian.....	1	2,326			
										Roumanian.....	2	5,598			
										Swedish.....	4	7,016			
													65	278,838	
													4	1,465	
										Dutch.....	2	8,855	56	159,254	
													38	88,453	
													3	6,592	
													7	23,376	
										Dutch.....	1	3,667	86	76,032	
													29	97,074	
													5	17,471	
								10	28,520	Grecian.....	3	5,672	23	68,184	
													1	2,504	
3	225	1	95							Spanish.....	1	135	1,248	631,614	
													10	53,556	
3	5,533									Argentinian.....	2	703			
										Uruguayan.....	2	2,589	42	86,064	
													5	1,530	
		2	6,036							Dutch.....	1	6,871	62	254,157	
													13	13,258	
										Japanese.....	1	6,121	73	441,814	
													6	13,625	
3	2,901									Dutch.....	1	1,226	69	48,122	
													4	6,575	
													5	15,868	
													5	9,883	
		66	67,486							Grecian.....	1	2,259			
										Japanese.....	2	7,504	165	339,433	
										Swedish.....	1	2,232			
													5	10,774	
													4	630	
													12	53,299	
										Grecian.....	10	22,525	31	83,432	
4	2,334												5	5,233	
		1	1,907							Dutch.....	24	44,398	50	118,719	
										Grecian.....	2	3,912	88	260,687	
										Spanish.....	1	3,409			
										Japanese.....	64	336,394	94	470,305	
													40	171,946	
										Peruvian.....	1	252	27	73,738	
													6	11,373	
													1	3,895	
		1	4,729										7	19,221	
										Dutch.....	2	3,976	38	4,327	
													2	5,699	
													2	6,365	
		44	9,394										122	20,242	
		146	26,035							San Domingo.....	1	178	3	1,695	
		1	4,224										4,859	189,849	
										Spanish.....	2	4,455	8	15,812	
													1	487	
										Swedish.....	1	1,411	9	18,984	
													2	7,546	
										Dutch.....	7	30,598			
										Grecian.....	4	12,716			
	4,222	15	30,930			1	2,380			Japanese.....	71	378,106	8,012	5,119,031	
										Spanish.....	1	3,465			
										Swedish.....	5	9,931			
													6	9,599	
		6	6,696										27	23,613	
33	22,264	284	159,786			75	218,954	7	3,595		230	941,555	17,282	12,400,226	

No. 16.—STATEMENT showing the Description, Number and Tonnage of Canadian and United States Vessels trading on the Rivers and Lakes between Canada and the United States (exclusive of Ferriage) which arrived at each Port and Outport.

N° 16.—TABLEAU indiquant le genre, le nombre et le tonnage des navires canadiens et des Etats-Unis naviguant sur les rivières et les lacs entre le Canada et les Etats-Unis (sans compter les traversiers) arrivés à chaque port ou ports secondaires.

VESSELS ARRIVED—NAVIRES ARRIVÉS.

Ports and Outports. — Ports et ports secondaires.	Canadian—Canadiens.						United States—États-Unis.					
	Steam—A vapeur			Sail—A voiles.			Steam—A vapeur.			Sail—A voiles.		
	Vessels.	Tons register.	Crew.	Vessels.	Tons register.	Crew.	Vessels.	Tons register.	Crew.	Vessels.	Tons register.	Crew.
	Navires.	Tonnage enregistré.	Equipage.	Navires.	Tonnage enregistré.	Equipage.	Navires.	Tonnage enregistré.	Equipage.	Navires.	Tonnage enregistré.	Equipage.
Amherstburg, Ont.	19	824	100	1	30	1	528	144,978	7,921	12	4,779	44
Aultsville, Ont.							1	141	8			
Bath, Ont.				11	1,607	40	4	56	12			
Belleville, Ont.	34	3,137	175	45	8,569	211	10	2,431	45			
Blind River, Ont.	6	471	39				36	13,550	557	18	8,645	125
Bowmanville, Ont.							5	705	40			
Bridgeburg, Ont.							11	333	44	9	4,770	54
Brockville, Ont.	169	169,128	9,642	15	10,750	85	285	24,530	2,673	16	8,106	96
Bruce Mines, Ont.							12	3,536	88			
Byng Inlet, Ont.	9	16,891	193				47	122,396	1,189			
Cardinal, Ont.	18	1,856	102				2	124	18			
Chatham, Ont.	22	7,010	830				2	58	9			
Chicoutimi, Que.	33	27,519	582	3	2,435	18	13	15,368	295			
Chippewa, Ont.	4	133	16	1	911	42						
Cobourg, Ont.	718	2,253,347	24,760									
Cockburn Island, Ont.	1	23	6				10	890	70	4	757	25
Collingwood, Ont.	2	3,575	45				2	511	25			
Cornwall, Ont.	5	1,243	52				88	3,663	304			
Courtright, Ont.							237	101,315	3,328	104	68,754	1,126
Cutler, Ont.	4	584	32				16	6,489	245	13	6,492	91
Dawson, Y.T.	1	790	27	5	958	10	13	7,405	350	14	5,552	28
Depot Harbour, Ont.	4	8,915	84				68	194,872	1,963			
Deseronto, Ont.	8	680	55									
Erieau, Ont.	5	142	29				81	118,671	1,736			
Forty-mile, Y.T.	9	1,273	64	5	957	5	13	7,184	357	14	5,473	14
Fort Frances, Ont.	30	505	147									
Fort William, Ont.	70	168,763	3,474	7	12,173	59	431	1,296,284	12,031	5	2,907	39
Gananoque, Ont.	384	10,103	718				1,235	8,692	1,389			
Georgeville, Que.	1	50	4									
Goderich, Ont.	1	1,327	22				7	3,573	211			
Gore Bay, Ont.	19	3,141	167				4	1,228	56	7	3,633	46
Hull, Que.										9	900	18
Iroquois, Ont.	1	426	5				9	1,176	73			
Kenora, Ont.	16	268	60				58	997	277			
Key Harbour, Ont.	301	47,142	612									

CUSTOMS AND EXCISE—SHIPPING REPORT

Kincardine, Ont.						3	1,159	37				
Kingston, Ont.	769	330,900	24,252	371	23,941	641	182	6,501	394	3	1,438	28
Levis, Que.	3	2,555	53	4	1,272	12	7	4,571	149	23	2,316	40
Little Current, Ont.	25	48,203	500				27	29,394	475	5	2,429	35
Magog, Ont.	1	50	4									
Meadorf, Ont.							4	2,914	72			
Miclipicoten Harbour, Ont.	10	22,308	203									
Midland, Ont.	54	36,984	1,192				48	151,980	1,384			
Montreal, Que.	613	584,199	11,579	218	142,154	1,250	285	239,248	5,796	60	7,773	111
Morrisburg, Ont.	631	19,713	1,918	1	539	4	3	265	28	1	800	3
Napanee, Ont.	11	583	55	10	1,850	50						
Niagara, Ont.	562	553,167	44,602									
Grenville, Que.				1	152	2				13	1,493	26
Owen Sound, Ont.	256	126,718	4,842									
Parry Sound, Ont.							5	8,336	248			
Penetanguishene, Ont.							16	21,557	2,205			
Pictou, Ont.	7	1,220	76	22	4,497	133	2	1,909	43			
Point Edward, Ont.	101	338,188	7,306	6	420	22	190	45,474	2,065	51	48,674	471
Port Arthur, Ont.	87	220,300	3,558	5	8,696	40	299	671,307	7,541	45	37,239	340
Port Burwell, Ont.	14	501	85									
Port Colborne, Ont.	105	113,220	1,764	44	27,407	221	37	35,593	729	10	3,110	15
Port Dalhousie, Ont.	43	119,454	9,658	13	9,117	84	1	382	12			
Port Dover, Ont.	66	2,823	313				32	1,203	206			
Port Hope, Ont.				13	2,210	48	5	705	40			
Port Maitland, Ont.	33	12,641	375									
Port McNicoll, Ont.	17	45,715	395				49	140,562	1,420			
Port Stanley, Ont.	18	574	72				96	127,680	0,400			
Prescott, Ont.	70	63,900	3,431				324	83,863	256			
Quebec, Que.	134	111,673	2,230	46	23,660	228	5	5,709	121	237	24,366	474
Queenstown, Ont.	282	278,763	22,558									
Rainy River, Ont.	33	963	160				5	160	20	1	101	2
Rockport, Ont.	41	613	83				32	478	57			
St. Johns, Que.				89	9,674	179	54	3,452	391	294	31,355	1,003
Sandwich, Ont.	3	216	15	2	659	10	488	205,436	4,894	97	24,348	120
Sarnia, Ont.	4,870	559,297	20,835	138	43,692	664	7,776	1,375,066	72,687	74	70,730	565
Sault Ste Marie, Ont.	619	551,816	7,347	1	188	6	285	330,386	3,344	19	12,421	133
Smiths Falls, Ont.	20	1,060	100									
Sorel, Que.	1	883	17	3	415	6	1	30	4	83	8,369	166
Stickeen, B.C.							49	495	181			
Thessalon, Ont.	31	3,390	252				20	6,539	229	24	11,001	168
Thorold, Ont.	8	4,736	136							14	13,916	88
Three Rivers, Que.				19	1,990	38				170	18,669	358
Toronto, Ont.	731	763,117	56,583	64	33,007	317	40	16,153	530	23	12,168	128
Trenton, Ont.	1	160	8				1	141	8			
Valleyfield, Que.	82	273	15									
Walkerville, Ont.	126	130,800	6,013	26	6,845	115	97	24,264	1,120	22	4,850	154
Wallaceburg, Ont.	34	9,279	549	2	460	8	104	25,736	2,240	1	421	4
Welland, Ont.	19	25,242	383	1	481	4	13	17,019	177	13	10,488	85
West Dock, Ont.	29	10,692	486	1	486	22	34	320,327	12,601			
Whitby, Ont.	4	638	37	2	106	8						
White Horse, Y.T.							3	837	63	2	575	2
Wiarion, Ont.	97	11,148	853	13	3,966	65						
Windsor, Ont.	112	45,730	1,196	78	17,697	248	228	65,331	3,400	31	8,657	135
Wolfe Island, Ont.	14	513	54	14	201	15	9	17	9			
Total	12,420	7,884,184	283,117	1,298	404,189	4,917	14,089	6,059,357	169,904	1,550	490,733	6,366

12 GEORGE V, A. 1922

No. 16.—SUMMARY STATEMENT of Canadian and United States Vessels trading on Inland Waters, which arrived at Canadian Ports and Outports.

N^o. 16.—TABLEAU SOMMAIRE des navires canadiens et des Etats-Unis naviguant dans les eaux de l'intérieur, arrivés à des ports du Canada.

RECAPITULATION—RÉCAPITULATION.

	Vessels. — Navires.	Tons register. — Tonnage enregistré.	Crew. — Equipage.
Canadian—Canadiens—Steam—A vapeur.....	12,420	7,884,184	288,117
Sail—A voile.....	1,298	404,180	4,917
United States—Etats-Unis—Steam—A vapeur.....	14,089	6,059,357	160,904
Sail—A voile.....	1,550	480,733	6,366
Total.....	29,357	14,828,454	469,304

DESCRIPTION OF VESSELS—DESCRIPTION DES NAVIRES.

Description.	Vessels. — Navires.	Tons register. — Tonnage enregistré.
Steam—A vapeur—Screw—A hélice.....	25,118	12,630,273
Paddle—A aubes.....	1,359	1,295,807
Stern-wheel—Roue à l'arrière.....	32	17,461
Sail—A voiles—Schooners—Barques.....	809	304,553
Sloops—Golettes.....	13	174
Barges—Barges.....	2,026	580,186
Total.....	29,357	14,828,454

No. 17.—STATEMENT showing the Description, Number and Tonnage of Canadian and United States Vessels trading on the Rivers and Lakes between Canada and the United States (exclusive of Ferriage) which Departed from each Port and Outport.

N° 17.—TABLEAU indiquant le genre, le nombre et le tonnage des navires canadiens et des Etats-Unis naviguant sur les rivières et les lacs entre le Canada et les Etats-Unis (sans compter les traversiers), partis de chaque port ou ports secondaires.

VESSELS DEPARTED

Ports and Outports. — Ports et ports secondaires.	Canadian—Canadiens.						United States—Etats-Unis.					
	Steam—A vapeur			Sail—A voiles.			Steam—A vapeur.			Sail—A voiles.		
	Vessels. — Navires.	Tons register. — Tonnage enregistré.	Crew. — Equipage.	Vessels. — Navires.	Tons register. — Tonnage enregistré.	Crew. — Equipage.	Vessels. — Navires.	Tons register. — Tonnage enregistré.	Crew. — Equipage.	Vessels. — Navires.	Tons register. — Tonnage enregistré.	Crew. — Equipage.
Amberstburg, Ont.....	24	1,275	135	1	561	10	501	166,608	7,856	6	3,036	13
Aultsville, Ont.....							1	141	8			
Bath, Ont.....				10	1,612	45	4	56	12			
Belleville, Ont.....	35	3,149	178	44	8,400	205	10	2,431	45			
Blind River, Ont.....	5	736	36				36	13,556	557	18	8,645	125
Bowmanville, Ont.....							5	705	40			
Bridgeburg, Ont.....							11	333	44	9	4,770	54
Brockville, Ont.....	174	170,076	10,657	16	11,656	92	285	23,360	2,652	14	7,300	89
Bruce Mines, Ont.....	1	11	7				12	3,536	88			
Byng Inlet, Ont.....	1	3,480	24				47	122,306	1,189			
Cardinal, Ont.....	15	1,856	102				2	124	18			
Chatham, Ont.....	38	7,248	893				2	58	9			
Chippawa, Ont.....	4	133	10							3	948	30
Chicoutimi, Que.....	1	987	18									
Cobourg, Ont.....	718	2,253,347	24,760									
Cockburn Island, Ont.....							10	890	70	4	757	25
Collingwood, Ont.....	6	6,911	120				2	511	25			
Cornwall, Ont.....	5	2,210	44				86	2,570	19			
Courtright, Ont.....				1	230	4	204	98,506	3,594	105	69,070	1,136
Cutler, Ont.....	15	2,317	112	1	188	6	16	6,489	245	13	6,492	91
Dawson, Y.T.....	9	1,270	61	2	423	2	68	9,169	464	11	3,922	20
Depot Harbour, Ont.....	2	4,016	42				68	194,861	1,937			
Deseronto, Ont.....	8	690	55									
Brieau, Ont.....	5	154	29				82	64,500	1,058			
Forty-Mile, Y.T.....	8	1,206	64	2	422	2	18	8,770	444	12	4,286	12
Fort Frances, Ont.....	30	506	147									
Fort William, Ont.....	90	152,688	2,030	6	10,434	49	429	1,292,361	11,965	6	4,900	43
Gananoque, Ont.....	380	10,091	714				1,235	8,662	1,389			
Georgeville, Ont.....	1	50	4									
Goderich, Ont.....	9	17,522	191				6	3,374	193			
Gore Bay, Ont.....							4	1,228	56	7	3,633	46
Hull, Que.....	1		5							9	900	18
Iroquois, Ont.....	1	426					9	1,176	73			
Kenora, Ont.....	16	291	62				57	996	275			

No. 17.—STATEMENT showing the Description, Number and Tonnage of Canadian and United States Vessels trading on the Rivers and Lakes, etc.—*Concluded.*

92

N° 17.—TABLEAU indiquant le genre, le nombre et le tonnage des navires canadiens et des Etats-Unis naviguant sur les rivières et les lacs, etc.—*Fin.*

VESSELS DEPARTED—*Concluded.*

Ports and Outports. Ports et ports secondaires.	Canadian—Canadiens.						United States—Etats-Unis.					
	Steam—A vapeur			Sail—A voiles.			Steam—A vapeur.			Sail—A voiles.		
	Vessels. Navires.	Tons register. Tonnage enregistré.	Crew. Equipage.	Vessels. Navires.	Tons register. Tonnage enregistré.	Crew. Equipage.	Vessels. Navires.	Tons register. Tonnage enregistré.	Crew. Equipage.	Vessels. Navires.	Tons register. Tonnage enregistré.	Crew. Equipage.
Key Harbour, Ont.	22	35,060	450									
Kincardine, Ont.												
Kingston, Ont.	883	420,352	26,039	359	26,169	746	3	1,159	37			
Lévis, Que.	34	26,069	553	19	3,025	42	111	3,977	301	2	1,213	13
Little Current, Ont.	7	9,588	128				8	6,126	137	51	5,229	102
Magog, Que.	1	50	4				27	29,394	475	5	2,429	35
Menford, Ont.												
Michipicoten Harbour, Ont.	3	6,211	61				4	2,914	72			
Midland, Ont.	58	142,099	1,308				49	155,485	1,410			
Montreal, Que.	678	600,862	12,636	198	123,430	1,127	222	152,681	3,635	63	9,233	145
Morrisburg, Ont.	627	19,233	1,908	1	539	4	3	265	26			
Napanee, Ont.	10	530	50	11	2,040	56						
Niagara, Ont.	162	187,773	13,673									
Ottawa, Ont.										97	10,602	194
Owend Sound, Ont.	219	45,085	2,901				5	8,336	248			
Parry Sound, Ont.							16	21,467	2,190			
Paspébiac, Que.	7	7,891	148				1	915	24			
Penetanguishene, Ont.							2	1,900	43			
Pictou, Ont.	7	1,220	76	21	4,258	128	2	14	5			
Port Edward, Ont.	77	263,722	5,338	7	378	27	179	45,378	2,015	49	47,182	463
Port Arthur, Ont.	88	237,358	5,158	6	9,581	53	317	691,773	7,694	43	35,009	324
Port Burwell, Ont.	17	588	100									
Port Colborne, Ont.	168	292,321	3,199	48	20,680	250	34	25,764	637	0	2,450	0
Port Dalhousie, Ont.	41	272,899	10,072	12	8,683	78	1	362	12			
Port Dover, Ont.	65	2,802	304				33	1,226	206			
Port Hope, Ont.				13	2,218	49	5	705	40			
Port Maitland, Ont.	33	12,641	375									
Port McNicoll, Ont.	35	99,902	817				49	146,567	1,425			
Port Stanley, Ont.	16	503	67				97	129,635	9,521			
Pointe-au-Pic, Que.	12	7,630	204	1	779	6	1	1,141	23			
Presscott, Ont.	100	68,871	3,710	3	1,177	21	387	89,062	2,945			
Quebec, Que.	137	114,012	2,300	47	24,301	225	5	2,635	95	203	20,976	406
Queenstown, Ont.	448	468,967	34,657									
Rainy River, Ont.	32	984	155				6	192	24			

Rivière-du-Loup, Que.....				1	508	0								
Rockport, Ont.....	30	426	60				27	364	45	2	202		4	
St. Johns, Que.....				97	10,046	208	54	3,452	476	64	69,044		1,032	
Sandwich, Ont.....	3	216	15	2	659	10	187	203,983	4,926	95	23,769		118	
Sarnia, Ont.....	4,776	554,545	29,292	125	41,511	623	7,767	1,376,522	72,517	62	66,495		446	
Sault Ste. Marie, Ont.....	611	444,583	6,581	2	418	11	285	330,386	3,344	19	12,421		133	
Smiths Falls, Ont.....	20	1,060	100											
Sorel, Que.....	3	988	40	9	4,829	43				93	9,550		176	
Stickeen, B.C.....							49	495	181					
Thessalon, Ont.....	37	3,864	281				20	6,539	229	24	11,901		168	
Thorold, Ont.....	23	19,632	440							14	13,916		88	
Three Rivers, Que.....				16	1,795	32				181	18,673		362	
Toronto, Ont.....	733	773,847	46,624	65	33,264	347	41	17,391	570	22	12,901		123	
Trenton, Ont.....	1	160	8				1	141	8					
Valleyfield, Que.....	83	273	15											
Walkerville, Ont.....	133	141,413	7,015	31	10,735	199	113	29,969	1,379	23	5,185		158	
Wallaceburg, Ont.....	42	11,100	737	9	2,460	62	96	22,875	2,103	1	421		4	
Welland, Ont.....	22	31,139	454	1	891	5	14	17,502	297	13	10,486		85	
West Dock, Ont.....	46	11,178	506				1,204	319,655	12,632					
White Horse, Y.T.....							6	2,369	142	3	1,052		3	
Whiteby, Ont.....	3	478	27	1	58	4								
Warton, Ont.....	93	9,844	775	13	3,844	64								
Windsor, Ont.....	125	53,000	1,401	84	20,169	345	241	70,218	2,953	27	8,103		105	
Wolfe Island, Ont.....	9	512	51				8	12	8					
Total.....	12,384	8,046,127	261,338	1,255	391,987	5,186	15,140	5,947,482	169,675	1,967	517,851		6,398	

12 GEORGE V, A. 1922

No. 17.—SUMMARY STATEMENT of Canadian and United States Vessels, trading on Inland Waters, which Departed from Canadian Ports.

N° 17.—TABLEAU SOMMAIRE des navires canadiens et des Etats-Unis naviguant dans les eaux de l'intérieur, partis des ports du Canada.

RECAPITULATION—RÉCAPITULATION.

	Vessels. — Navires.	Tons Register. — Tonnage enregistré.	Crew. — Equipage.
Canadian—Canadiens—Steam—A vapeur.....	12,384	8,046,127	261,338
Sail—A voiles.....	1,285	391,987	5,186
United States—Etats-Unis—Steam—A vapeur.....	15,140	5,947,482	169,675
Sail—A voiles.....	1,967	517,851	6,398
Total.....	30,776	14,903,447	442,597

DESCRIPTION OF VESSELS—DESCRIPTION DES NAVIRES.

Description.	Vessels. — Navires.	Tons Register. — Tonnage enregistré.
Steam—A vapeur—Screw—A hélice.....	26,384	12,781,778
Paddle—A aubes.....	1,097	1,189,140
Sternwheel—Roue à l'arrière.....	43	22,691
Sail—A voile—Schooners—Barques.....	536	236,121
Sloops—Goélettes.....	16	254
Barges—Barges.....	2,700	673,433
Total.....	30,776	14,903,447

No. 18.—STATEMENT showing the Description, Number and Tonnage of Canadian and United States Vessels trading on the Rivers and Lakes between Canada and the United States (exclusive of Ferriage), which Arrived and Departed.

N° 18.—TABLEAU indiquant le genre, le nombre et le tonnage des navires canadiens et des Etats-Unis naviguant sur les rivières et lacs entre le Canada et les Etats-Unis (sans compter les traversiers) arrivés et partis.

	Canadian—Canadiens.			United States—Etats-Unis.			Total.		
	Vessels. — Navires.	Tons Register. — Tonnage enregistré.	Crew. — Equipage.	Vessels. — Navires.	Ton Register. — Tonnage enregistré.	Crew. — Equipage.	Vessels. — Navires.	Tons Register. — Tonnage enregistré.	Crew. — Equipage.
Arrived—Arrivés.	13,718	8,288,364	293,034	15,639	6,540,090	176,270	29,357	14,828,454	469,304
Departed—Partis.	13,669	8,438,114	266,524	17,107	6,465,333	176,073	30,776	14,903,447	442,597
Total.....	27,387	16,726,478	559,558	32,746	13,005,423	352,343	60,133	29,731,901	911,901

No. 19.—STATEMENT of Vessels, British and Foreign, employed in the Coasting Trade of the Dominion of Canada, which arrived at, or departed from the undermentioned Ports and Outports.

N° 19.—TABLEAU des navires britanniques et étrangers faisant le cabotage au Canada, arrivés aux ports ou ports secondaires ci-dessous mentionnés ou partis de nos ports.

STEAMERS—VAPEURS.

Ports and Outports. Ports et ports secondaires.	Vessels Arrived—Arrivés.						Vessels Departed—Partis.							
	British—Britanniques.			Foreign—Etrangers.			British—Britanniques.			Foreign—Etrangers.				
	Vessels.	Tons Register.	Crew.	Vessels.	Tons Register.	Crew.	Vessels.	Ton Register.	Crew.	Vessels.	Tons Register.	Crew.		
	Navires.	Tonnage enregistré.	Equipage.	Navires.	Tonnage enregistré.	Equipage.	Navires.	Tonnage enregistré.	Equipage.	Navires.	Tonnage enregistré.	Equipage.		
Albert, N.B.	3	114	10						3	114	10			
Alert Bay, B.C.	740	367,629	21,272						730	364,221	20,983			
Amherstburg, Ont.	12	809	80						13	861	82			
Amherst Harbour, Que.	66	12,029	1,129						64	11,559	1,112			
Annapolis Royal, N.S.	97	5,748	621						95	5,548	609			
Antigonish, N.S.	22	1,359	191						22	1,359	185			
Anyox, B.C.	243	142,378	7,699						252	144,380	7,744			
Arichat, N.S.	447	34,606	4,020						450	34,712	4,028			
Aultsville, Ont.	1	227	18						1	227	18			
Baddeck, N.S.	260	57,930	3,227	24	25,298	775			245	44,281	1,665	41	40,628	1,065
Bamfield, B.C.	207	73,123	4,071						307	73,577	4,085			
Barrington Passage, N.S.	637	31,875	5,509	16	156	47			637	31,875	5,509	16	156	47
Barton, N.S.	2	62	4						2	62	4			
Bath, Ont.	87	6,254	667						79	5,464	555			
Bathurst, N.B.	3	4,254	83	1	1,229	30			1	43	5			
Bear River, N.S.	53	3,478	357						59	3,913	395			
Belliveau's Cove, N.S.	10	340	44						10	340	44			
Belleville, Ont.	70	34,498	1,735						70	34,498	1,735			
Blind River, Ont.	65	17,971	1,087						4	394	27			
Bowmanville, Ont.	1	35	4						1	35	4			
Bridgetown, N.S.	37	2,072	222						37	2,072	222			
Bridgewater, N.S.	30	2,153	212						30	2,153	212			
Britannia Beach, B.C.	430	147,947	8,283						426	146,701	8,218			
Brockville, Ont.	200	193,317	11,873						191	188,372	11,465			
Bruce Mines, Ont.	138	31,980	1,776						62	14,185	729			
Buctouche, N.B.	1	16	6						1	16	6			
Butedale, B.C.	297	74,200	4,480	228	4,312	980			298	72,267	6,095	228	4,312	980
Byng Inlet, Ont.	9	2,421	127						17	15,832	296			
Campbellton, N.B.	3	1,849	48	1	1,133	26			2	37	10	1	1,808	31
Campo Bello, N.B.	149	24,359	1,647						155	23,086	1,611			
Canning, N.S.	10	1,250	90						10	1,250	90			
Canso, N.S.	1,047	139,372	10,964	3	176	47			1,053	139,767	11,066	1	29	13
Caraquet, N.B.	1	42	5						1	42	5			

No. 19.—STATEMENT of Vessels, British and Foreign, employed in the Coasting Trade, etc.—Continued.

N° 19.—TABLEAU des navires britanniques et étrangers faisant le cabotage, etc.—Suite.

STEAMERS—VAPEURS—Continued.

Ports and Outports. Ports et ports secondaires.	Vessels Arrived—Arrivés.						Vessels Departed—Partis.					
	British—Britanniques.			Foreign—Étrangers.			British—Britanniques.			Foreign—Étrangers.		
	Vessels.	Tons Register.	Crew.	Vessels.	Tons Register.	Crew.	Vessels.	Tons Register.	Crew.	Vessels.	Tons Register.	Crew.
	Navires.	Tonnage enregistré.	Equipage.	Navires.	Tonnage enregistré.	Equipage.	Navires.	Tonnage enregistré.	Equipage.	Navires.	Tonnage enregistré.	Equipage.
Cardigan, P.E.I.	27	2,484	189						26	2,392	182	
Carcross, Y.T.	48	35,808	1,124						48	35,808	1,124	
Charlottetown, P.E.I.	236	69,326	2,308						223	45,089	1,949	
Chatham, N.B.	34	12,669	361	17	27,544	512			31	7,294	264	
Chatham, Ont.	42	7,208	751						40	7,035	739	
Chemainus, B.C.	258	23,368	1,446						250	20,471	1,413	
Chester, N.S.	41	1,180	116						39	1,148	155	
Cheticamp, N.S.	107	10,136	1,193						107	10,136	1,193	
Chicoutimi, Que.	89	79,512	6,390						130	101,872	6,981	11
Chareh Point, N.S.	1	15	3						1	15	3	
Clark's Harbour, N.S.	367	20,175	2,920	15	202	34			367	20,175	2,920	9
Clementsport, N.S.	19	1,004	114						19	1,004	114	
Cobourg, Ont.	2	3,256	39						6	7,713	110	
Cockburn Island, Ont.	80	18,145	1,234						14	1,836	116	
Collingwood, Ont.	46	40,155	710						42	39,770	596	
Cornwall, Ont.	54	20,818	1,317						5	1,596	45	
Crapaud, P.E.I.	55	11,935	495						55	11,935	495	
Cutler, Ont.	329	48,866	2,476						328	48,536	2,457	
Dulhousie, N.B.	1	16	3	11	17,214	343			1	13	2	2
Dawson, Y.T.	54	27,865	1,171	1	390	23			46	27,348	1,137	1
Depot Harbour, Ont.									2	4,900	42	
Digby, N.S.	642	225,692	12,658	3	354	43			663	214,638	11,743	1
Erieau, Ont.	79	2,729	448						84	2,500	472	
Esquimaux Point, Que.	63	8,342	648						63	8,342	648	
Forty Mile, Y.T.	10	1,274	65						10	1,274	65	
Fort William, Ont.	520	1,160,687	19,761						520	1,205,655	21,697	
Freeport, N.S.	202	27,746	2,377						209	27,818	2,395	
Gannoque, Ont.	181	30,591	3,084						181	30,591	3,084	
Gaspé, Que.	20	10,684	369						20	10,684	369	
Georgetown, P.E.I.	144	13,172	1,001						144	13,172	1,001	
Glacc Bay, N.S.	4	256	21						4	256	21	
Goderich, Ont.	54	112,292	1,177						53	111,296	1,150	
Gore Bay, Ont.	336	73,652	4,533						232	37,460	1,936	
Grand Narrows, N.S.	83	8,386	660						83	8,386	660	
Guysboro', N.S.	311	26,198	2,984	1	81	17			309	26,145	3,099	1
Halifax, N.S.	1,567	448,799	19,157	42	38,254	1,053			1,628	290,277	9,021	14
Hamilton, Ont.				1	1,586	31						1
Hantsport, N.S.	20	493	139						10	1,365	141	1

CUSTOMS AND EXCISE—SHIPPING REPORT

Hillsboro, N.B.	24	216	202				25	225	214				
Indian Island, N.B.	5	19	10				9	54	18	2	16		
Inverness, N.S.	1	79	11				1	79	11				
Iona, N.S.	255	25,107	1,286	3	2,157	61	254	24,388	1,265	4	2,876		83
Iroquois, Ont.	60	13,978	1,081				59	13,210	1,060				
Isaac's Harbour, N.S.	115	25,893	1,377				114	25,841	1,407				
Kaslo, B.C.	432	205,246	9,246				432	204,373	9,278				
Kenora, Ont.	6	209	28				8	270	36				
Kentville, N.S.	72	3,653	500				72	3,653	500				
Key Harbour, Ont.	5	894	56				13	12,976	218				
Kincardine, Ont.	4	358	25				4	358	25				
Kingsport, N.S.	91	5,824	546				3	192	18				
Kingston, Ont.	416	144,757	7,048				289	61,600	3,728				
Kingsville, Ont.	213	51,563	2,234				213	51,799	2,363				
Ladner, B.C.	89	4,841	560				88	4,745	543				
Ladysmith, B.C.	2,012	843,259	19,699				2,049	872,632	20,042				
La Have, N.S.	101	9,094	872				105	9,496	926				
Leamington, Ont.	390	95,400	4,290				390	95,400	4,290				
Lévis, Que.	67	73,816	1,462	0	5,793	147	37	50,471	979	7	4,571		149
Little Current, Ont.	495	93,922	5,548				45	44,355	646				
Liverpool, N.S.	117	8,393	701	6	606	29	113	8,360	648	3	171		42
Lockeport, N.S.	26	2,441	172				20	2,441	172				
Lord's Cove, N.B.	149	4,929	569	1	22	2	176	5,944	722	7	113		14
Louisburg, N.S.	177	128,648	3,485	8	13,541	293	172	127,950	3,328	29	63,635		1,091
Lower East Pubnico, N.S.	166	10,484	1,332	12	119	37	163	10,181	1,307	3	69		11
Lunenburg, N.S.	136	7,908	782				144	8,395	811				
Mabou, N.S.	19	1,577	207				19	1,577	207				
Mabone Bay, N.S.	13	705	65				13	705	66				
Maitland, N.S.	12	1,500	108				12	1,500	108				
Margaree, N.S.	120	10,623	1,298				119	10,585	1,294				
Margaretsville, N.S.	59	2,990	409				60	3,041	416				
Meaford, Ont.	37	6,848	381				38	6,878	383				
Meteghan River, N.S.	5	87	13				5	87	13				
Michipicoten Harbour, Ont.	27	59,924	523				31	66,209	611				
Middleton, N.S.	47	2,397	329				47	2,397	329				
Midland, Ont.	118	308,736	2,649				112	261,597	2,360				
Moncton, N.B.	36	6,331	285	2	2,488	61	37	1,492	216				
Montague Bridge, P.E.I.	68	6,214	474				67	6,164	469				
Montagny, Que.	1	1,952	36										
Montreal, Que.	2,475	1,333,732	63,768				2,503	1,358,377	64,193				
Morrisburg, Ont.	60	13,352	1,124	3	265	26	60	13,352	1,124	3	265		26
Murray Harbour, P.E.I.	28	2,392	182				28	2,392	182				
Nanaimo, B.C.	2,986	707,916	44,275				2,958	717,065	43,970				
Napanea, Ont.	9	722	66				10	775	71				
Nelson, B.C.	1,258	511,619	24,402				1,253	518,782	24,416				
Newcastle, N.B.	5	10,931	187				1	2,169	39	1	1,229		30
New Campbellton, N.S.	11	908	68				11	908	68				
New Westminster, B.C.	729	26,763	4,958				740	28,986	4,984				
Niagara, Ont.	572	591,502	45,262				971	927,296	76,184				
North East Harbour, N.S.	89	5,115	758				90	5,128	748				
North Head, N.B.	117	5,683	431				126	6,264	449	1	19		2
North Sydney, N.S.	240	87,583	3,896	37	50,765	1,247	276	103,050	4,408	37	39,052		1,048
Ocean Falls, B.C.	1,189	453,305	24,277				1,180	448,762	24,271				
Ottawa, Ont.	89	8,681	1,050				98	8,858	1,118				
Owen Sound, Ont.	256	126,718	4,842	5	8,336	248	219	45,085	2,901	5	8,336		248
Parreboro, N.S.	351	21,068	2,238				336	20,552	2,078				
Parry Sound, Ont.	91	20,482	1,704				86	18,896	1,601				

No. 19.—STATEMENT of Vessels, British and Foreign, employed in the Coasting Trade, etc.—Continued.

98

N° 19.—TABLEAU des navires britanniques et étrangers faisant le cabotage, etc.—Suite.

STEAMERS—VAPEURS—Concluded.

Ports and Outports. Ports et ports secondaires.	Vessels Arrived—Arrivés.						Vessels Departed—Partis.							
	British—Britanniques.			Foreign—Etrangers.			British—Britanniques.			Foreign—Etrangers.				
	Vessels.	Tons Register.	Crew.	Vessels.	Tons Register.	Crew.	Vessels.	Tons Register.	Crew.	Vessels.	Tons Register.	Crew.		
	Navires.	Tonnage enregistré.	Equipage.	Navires.	Tonnage enregistré.	Equipage.	Navires.	Tonnage enregistré.	Equipage.	Navires.	Tonnage enregistré.	Equipage.		
Pas-pehac, Que.	40	12,816	586						36	3,405	419			
Penetanguishene, Ont.	67	15,833	1,416						66	15,189	1,394			
Pictou, Ont.	85	19,393	1,897						85	19,395	1,897			
Pictou, N.S.	218	35,756	2,403						223	33,749	2,358			
Pointe au Pic, Que.	13	9,494	304	1	1,141	23								
Point Edward, Ont.	179	300,589	9,529						218	330,925	9,893			
Port Alberni, B.C.	276	68,804	3,901						278	77,063	4,086			
Port Arthur, Ont.	145	992,573	24,076						430	957,632	21,365			
Port Burwell, Ont.	73	2,639	439						73	2,653	448			
Port Clyde, N.S.	88	5,153	746						88	5,153	746			
Port Colborne, Ont.	299	366,602	5,561	30	14,340	399			245	186,027	4,257	31	14,818	403
Port Dalhousie, Ont.	43	119,454	9,683	1		392			41	272,899	10,072	1		12
Port Dover, Ont.	36	1,003	205						37	1,058	224			
Port Elgin, N.B.	7	248	35						8	262	36			
Port George, N.S.	43	2,193	522						43	2,193	522			
Port Hawkesbury, N.S.	315	126,132	3,803						317	125,499	3,784			
Port Hastings, N.S.	83	18,393	1,013						66	9,121	686			
Port Hood, N.S.	247	21,395	2,671						247	21,395	2,671			
Port Hope, Ont.	3	86	12						3	86	12			
Port La Tour, N.S.	199	2,918	452	1	68	9			199	2,918	452	1	68	9
Port Mulgrave, N.S.	983	80,793	9,043	22	4,396	365			982	80,880	9,061	1	199	18
Port McNicoll, Ont.	187	479,162	7,591						175	436,184	7,294			
Port Renfrew, B.C.	134	71,366	3,501						133	70,461	3,471			
Port Simpson, B.C.	110	37,043	3,848						110	37,043	3,848			
Port Stanley, Ont.	124	4,480	693						131	4,699	750			
Port Williams, N.S.	9	607	67						9	607	67			
Powell River, B.C.	1,483	385,092	29,161						1,467	370,780	28,706			
Prescott, Ont.	284	265,378	18,506						287	282,052	19,482			
Prince Rupert, B.C.	1,654	461,661	33,392						1,740	667,793	34,312			
Quatsino, B.C.	77	46,780	2,002						78	45,766	2,160			
Quebec, Que.	765	801,633	34,931	33	52,870	984			818	1,244,577	56,596	20	39,587	730
Queenston, Ont.	290	281,714	22,876						124	91,624	9,138			
Rainy River, Ont.	34	913	136	5	169	20			34	913	136	5	160	20
Richibucto, N.B.	1	21	3						1	21	3			
River John, N.S.	2	66	12						2	66	12			
Rivière-du-Loup, Qué.	18	13,031	1,114	1		37			17	12,966	1,102	1		37
Rockport, Ont.	72	9,727	895						75	10,186	833			
Sandy Point, N.S.	37	2,352	301						37	2,352	300			

Sandwich, Ont	3	202	17	1	288	14	31	202	17				
Sandy Cove, N.S.	228	4,981	699				269	5,908	835				
Sarnia, Ont	298	176,249	4,896				338	177,576	5,352				
Sault Ste. Marie, Ont	1,646	1,110,625	41,667				690	617,474	20,087				
Sherbrooke, N.S.	44	4,215	432				44	4,215	424				
Shediac, N.B.	1	32	13	1	32	6	1	32	13				
Sheet Harbour, N.S.	146	27,939	1,959				151	27,381	1,909				
Shelburne, N.S.	33	1,465	262				33	1,531	264	1	102		19
Shippegon, N.B.	1	43	5				1	43	5				
Sidney, B.C.	174	39,035	1,297				194	26,767	1,367				
Smith's Falls, Ont	24	3,768	336				24	3,768	336				
Sorel, Que.	516	858,164	34,950				515	853,200	34,466				
Souris, P.E.I.	130	25,018	2,016				130	25,039	2,072				
Steveston, B.C.	389	13,678	1,974				424	15,243	1,960				
Stewart, B.C.	111	57,811	3,074				112	57,893	3,092				
St. Andrews, N.B.	553	22,588	2,119	8	110	16	577	22,666	2,145				
St. George, N.B.	51	2,834	334				47	2,539	331	3	32		6
St. John, N.B.	1,725	401,865	18,506				1,772	528,000	22,908				
St. Martin's, N.B.	18	738	43				14	451	35				
St. Peter's, N.S.	183	18,617	1,762				181	18,407	1,744				
St. Stephen, N.B.	192	10,375	834				203	10,305	847	3	64		6
Summerside, P.E.I.	2	1,584	42				2	1,584	42				
Sydney, N.S.	703	604,600	17,070	63	117,703	2,224	636	427,728	13,268	35	63,191		1,308
Thessalon, Ont	214	57,088	3,770				401	19,644	1,053				
Three Rivers, Que	512	876,268	22,319				512	874,109	22,309				
Thorold, Ont	39	32,703	737				24	17,848	433				
Toronto, Ont	1,287	640,864	32,904				1,144	533,753	29,909				
Trenton, Ont	4	400	50				4	400	50				
Truro, N.S.	11	1,375	99				11	1,375	99				
Union Bay, B.C.	1,039	254,642	13,376				1,040	254,651	13,473				
Valleyfield, Que	82	273	15				82	273	15				
Vancouver, B.C.	8,732	2,630,370	167,333				8,982	3,063,045	174,959				
Victoria, B.C.	2,782	1,985,836	97,679				2,770	1,480,628	91,629				
Walkerville, Ont	80	35,766	2,214	27	20,271	380	76	45,304	2,643	13	16,113		169
Wallace, N.S.	2	230	14				2	230	14				
Wallaceburg, Ont	97	17,688	1,534				90	16,717	1,446				
Welland, Ont	6	7,701	117				2	1,730	38				
West Dock, Ont	212	51,516	2,332				212	51,516	2,332				
Westport, N.S.	201	29,285	2,469				201	29,285	2,469				
Weymouth, N.S.	398	8,811	1,261	1	8	2	400	8,826	1,264	1			2
Whitby, Ont	1	35	4				2	195	14				
White Horse, Y.T.	89	33,110	1,311				90	33,391	1,388				
White Rock, B.C.	23	1,462	138				13	492	77				
Wiaraton, Ont	97	11,148	853				93	9,844	775				
Windsor, N.S.	88	5,109	666	1	748	21	83	4,010	601				
Windsor, Ont	109	63,007	1,733	34	13,532	508	99	65,380	1,690	20	5,841		259
Wolfville, N.S.	202	13,481	1,233				201	13,448	1,238				
Yarmouth, N.S.	448	28,694	3,060				532	33,489	3,581				
Total	61,187	25,294,751	1,207,878	690	428,017	11,092	59,794	24,793,946	1,191,554	566	351,522		8,697

No. 19.—STATEMENT of Vessels, British and Foreign, employed in the Coasting Trade, etc.—Continued.

N° 19.—TABLEAU des navires britanniques et étrangers faisant le cabotage, etc.—Suite.

SAILING VESSELS—NAVIRES.

Ports and Outports. Ports et ports secondaires.	Vessels Arrived—Arrivés.						Vessels Departed—Partis.					
	British—Britanniques.			Foreign—Étrangers.			British—Britanniques.			Foreign—Étrangers.		
	Vessels. Navires.	Tons Register. Tonnage enregistré.	Crew. Equipage.	Vessels. Navires.	Tons Register. Tonnage enregistré.	Crew. Equipage.	Vessels. Navires.	Tons Register. Tonnage enregistré.	Crew. Equipage.	Vessels. Navires.	Tons Register. Tonnage enregistré.	Crew. Equipage.
Albert, N.B.												
Alberton, P.E. I.	15	553	52				15	553	52			
Alert Bay, B.C.	4	2,202	8				4	2,202	8			
Amherst, N.S.	1	11	2									
Amherstburg, Ont.	6	2,859	52				5	2,298	43			
Amherst Harbour, Que.	117	6,377	429	2	178	26	117	6,357	428			
Annapolis Royal, N.S.	51	1,496	122	1	15	3	54	1,961	136	2	281	5
Antigonish, N.S.	62	1,070	132				62	1,162	133			
Anyox, B.C.	61	71,495	269				58	66,451	249			
Aricat, N.S.	230	6,962	659				229	7,085	668			
Baddeck, N.S.	107	9,211	645	24	962	212	198	8,747	566	31	1,413	87
Bamfield, B.C.	3	322	3									
Barrington Passage, N.S.	40	1,770	118				40	1,770	118			
Barton, N.S.	13	534	26				13	534	27			
Bath, Ont.	7	437	17									
Bathurst, N.B.	44	1,915	155				41	1,208	148			
Bear River, N.S.	17	2,054	71				11	1,100	47			
Belliveau's Cove, N.S.	40	1,785	87				42	1,878	95			
Blind River, Ont.	1	382	7				1	382	7			
Bridgetown, N.S.	2	19	3				3	230	10			
Bridgewater, N.S.	20	3,578	88	1	599	9	16	1,760	71			
Britannia Beach, B.C.	8	5,329	32				8	5,329	32			
Brockville, Ont.	1	300	3									
Buctouche, N.B.	12	356	33				13	395	38			
Campbellton, N.B.	25	2,345	101	10	8,012	140	20	418	63			
Canning, N.S.	20	1,142	52				21	1,585	59			
Canso, N.S.	283	12,169	1,015	3	859	14	298	11,939	1,155			
Caraquet, N.B.	40	1,500	134				48	1,677	138			
Cardigan, P.E.I.	7	555	30				7	555	30			
Cancross, Y.T.	1	60	1				1	66	1			
Charlottetown, P.E.I.	514	32,810	1,441				500	32,633	1,387			
Chatham, N.B.	89	4,714	309	1	211	7	82	3,052	261			
Chatham, Ont.	8	2,182	66				7	1,916	56			
Chester, N.S.	01	1,985	160				65	2,029	172			
Cheticamp, N.S.	49	1,396	151				51	1,654	160			
Chicoutimi, Que.	3	793	7				8	3,999	46			
Church Point, N.S.	27	563	52				30	847	61			

Clark's Harbour, N.S.	71	3,905	177			78	2,542	166					
Clementsport, N.S.	4	168	20			3	168	19					
Cockburn Island, Ont.	4	1,061	19			4	1,061	19					
Crapaud, P.E.I.	19	1,414	58			17	1,311	53					
Cutler, Ont.	1	188	6										
Dulhousie, N.B.	10	675	32			11	695	35					
Dawson, Y.T.	24	4,417	24			21	3,880	21			8	5,624	96
Digby, N.S.	88	4,003	258			89	3,913	281			3	899	3
Dorchester, N.B.	4	247	9			4	247	10					
Esquimaux Point, Que.	31	1,937	149			31	1,937	149					
Fort William, Ont.	9	6,593	44			10	7,361	54					
Freeport, N.S.	58	1,725	239			56	1,893	347					
Gaspé, Que.	54	5,823	346			54	5,823	346					
Georgetown, P.E.I.	56	2,467	164			59	2,060	174					
Glouce Bay, N.S.	20	519	69			20	512	61					
Guysboro, N.S.	50	1,855	134			49	1,698	125			1	66	13
Halifax, N.S.	796	105,618	3,813		5	1,950	568	88,963		2,400	4	1,652	11
Hantsport, N.S.	20	2,005	59		2	2,659	42	22,165		127	10	18,046	48
Hillsboro, N.B.	21	7,309	74		1	1,620	14	730		37			
Iona, N.S.	3	132	6			3	132	6					
Iroquois, Ont.	1	300	3			1	300	3					
Isaacs Harbour, N.S.	26	2,230	99		3	475	27	2,179		100			
Joggin Mines, N.S.	9	440	21										
Kentville, N.S.	42	1,116	93				43	836		91			
Kincardine, Ont.								127		5			
Kingsport, N.S.	14	1,760	51				13	957		36			
Kingston, Ont.	17	8,365	129				15	7,108		87			
Kingsville, Ont.	1	188	6				2	242		9			
La Have, N.S.	76	9,350	411				86	9,836		462			
Levis, Que.	13	2,761	30		23	4,129	50	1,457		10		1,907	6
Little Current, Ont.	1	127	5				1	127		5			
Liverpool, N.S.	27	6,169	179		2	472	20	2,048		76		96	20
Lockeport, N.S.	17	768	59		6	77	16	933		85		174	33
Louisburg, N.S.	116	39,410	441		6	2,068	20	40,286		510		1,242	14
Lower East Pubnico, N.S.	60	1,599	145				64	1,717		149			
Lunenburg, N.S.	236	18,948	1,311				272	25,169		1,464			
Milou, N.S.	10	463	30				10	463		30			
Milou Bay, N.S.	24	2,154	119				25	2,603		123			
Mitland, N.S.	10	647	27				10	647		26			
Margaree, N.S.	58	1,635	133				56	1,634		120			
Margaretsville, N.S.	16	439	34				16	439		36			
Matouhan River, N.S.	10	881	45				17	1,023		51			
Michipicoten Harbour, Ont.	1	768	10				1	768		10			
Middleton, N.S.	2	38	4				2	38		4			
Midland, Ont.	1	382	6				1	382		6			
Moncton, N.B.	77	4,599	202				81	4,485		207			
Montague Bridge, P.E.I.	63	2,933	172				59	2,718		157			
Montreal, Que.	525	172,959	2,299				515	171,120		2,271			
Morrisburg, Ont.	1	539	4			800	3	539		4		800	3
Murray Harbour, P.E.I.	34	1,087	73				35	1,124		75			
Napanee, Ont.							1	185		5			
Nelson, B.C.	831	445,700	3,324				469	254,100		3,076			
Newcastle, N.B.	21	6,532	132		4	873	27	490		31			
New Campbellton, N.S.	40	2,813	120		10	2,500	64	2,596		109		2,475	61
New Glasgow, N.S.	85	2,018	160				78	1,786		180			
New Westminster, B.C.	286	228,392	4,367				287	228,473		4,301			
North East Harbour, N.S.	11	422	33				10	354		24			

No. 19.—STATEMENT of Vessels, British and Foreign, employed in the Coasting Trade, etc.—Continued.

N° 19.—TABLEAU des navires britanniques et étrangers faisant le cabotage, etc.—Fin.

SAILING VESSELS—NAVIRES—Concluded.

Ports and Outports. Ports et ports secondaires.	Vessels Arrived—Arrivés.						Vessels Departed—Partis.					
	British—Britanniques.			Foreign—Étrangers.			British—Britanniques.			Foreign—Étrangers.		
	Vessels.	Tons Register.	Crew.	Vessels.	Tons Register.	Crew.	Vessels.	Tons Register.	Crew.	Vessels.	Tons Register.	Crew.
	Navires.	Tonnage enregistré.	Equipage.	Navires.	Tonnage enregistré.	Equipage.	Navires.	Tonnage enregistré.	Equipage.	Navires.	Tonnage enregistré.	Equipage.
North Head, N.B.	1	234	4									
North Sydney, N.S.	670	47,048	4,097				821	58,639	4,733	2	2,222	29
Ottawa, Ont.	114	20,768	349				138	26,098	409			
Parrsboro, N.S.	486	38,970	1,431	7	1,260	33	487	31,679	1,347	7	975	32
Paspébiac, Que.	52	2,538	213	1	283	7	50	2,783	211			
Percé, Que.	4	160	15				4	160	15			
Pictou, N.S.	300	20,131	800				304	20,748	814			
Point au Pic, Que.	1	770	6									
Point Edward, Ont.	6	2,614	53				7	3,026	62			
Port Arthur, Ont.	2	3,462	17				4	6,940	34			
Port Clyde, N.S.	14	344	31				11	250	24			
Port Colborne, Ont.	69	46,812	414				67	46,178	391			
Port Credit, Ont.	2	68	6				2	68	6			
Port Dalhousie, Ont.	13	9,117	84				12	8,583	78			
Port Elgin, N.B.	25	1,109	71				24	1,167	67			
Port George, N.S.	10	451	38				20	559	40			
Port Hawkesbury, N.S.	144	10,836	474				140	11,176	488			
Port Hastings, N.S.	122	14,062	623				122	10,439	335			
Port Hood, N.S.	55	2,339	165				56	2,433	174			
Port La Tour, N.S.	19	822	60				19	822	60			
Port Morien, N.S.				1	392	2						2
Port Mulgrave, N.S.	50	1,492	116		392	2	51	1,216	114		392	
Port Wauke, N.S.	17	516	38				18	853	48			
Port Williams, N.S.	17	899	41				16	556	35			
Powell River, B.C.	3	2,156	9				3	2,156	9			
Prince Rupert, B.C.	33	13,792	18				29	11,836	13			
Pugwash, N.S.	52	3,100	158				53	3,159	158			
Quntino, B.C.	13	6,525	32				12	7,519	34			
Quebec, Que.	281	35,090	1,030	10	2,862	24	304	36,760	1,105	35	3,505	70
Rielibucte, N.B.	44	1,834	135				47	1,961	141			
River Hébert, N.S.	1	148	4									
River John, N.S.							1	417	5			
Rivière du Loup, Que.	5	656	14				4	148	8			
Sackville, N.B.							1	148	3			
Salmon River, N.S.	15	226	28	1	5	2	17	266	35	4	20	x
Sandy Point, N.S.	29	1,342	90	4	610	40	35	3,470	127	2	173	14
Sandwich, Ont.	1	561	10				1	561	10			
Sandy Cove, N.S.	7	279	20				8	215	22			

Sarnia, Ont.	117	50,324	864				136	59,420	1,034				
Sault Ste. Marie, Ont.	14	3,934	71				15	4,352	75				
Sherbrooke, N.S.	11	1,422	41				11	1,411	36				
Shediac, N.B.	30	688	62				30	688	62				
Sheet Harbour, N.S.	29	1,693	93				18	1,056	62				
Shelburne, N.S.	20	1,172	61	2	188	45	23	1,666	80	2	147	41	
Shippagan, N.B.	45	1,696	152				46	1,648	157				
Sidney, B.C.	2	1,214	3				3	1,986	5				
Sorel, Que.	35	19,924	184				32	15,035	153				
Souris, P.E.I.	94	4,745	291				94	4,689	282				
St. Andrews, N.B.	1	197	4							2	322	9	
St. George, N.B.	2	490	10										
St. John, N.B.	213	12,372	597				219	21,132	667				
St. John's, Que.	1	105	2				6	279	12				
St. Martin's, N.B.	15	792	37				17	961	39				
St. Peter's, N.S.	43	1,995	117				49	1,861	111				
St. Stephen, N.B.	3	251	11				3	300	13	2	648	12	
Summerside, P.E.I.	167	8,772	435				169	8,896	441				
Sydney, N.S.	864	74,917	3,459	3	242	29	698	61,419	2,613	1	86	5	
Three Rivers, Que.	47	10,065	126				46	9,690	128				
Thorold, Ont.	2	1,602	12				2	1,602	12				
Tignish, P.E.I.	3	47	7				4	50	11				
Toronto, Ont.	98	19,921	326				104	21,500	339				
Truro, N.S.	100	6,870	282				100	8,797	280				
Tusket, N.S.				2	180	44				2	180	31	
Vancouver, B.C.	1,025	819,020	5,007				1,001	850,096	5,001				
Victoria, B.C.	38	27,359	150				37	26,745	143				
Walkerville, Ont.	25	13,032	230	2	632	20	13	5,989	106	2	632	20	
Wallace, N.S.	3	319	9				3	319	9				
Wallaceburg, Ont.	25	8,841	205				21	7,087	165				
Westport, N.S.	52	2,950	146				52	2,950	146				
Weymouth, N.S.	95	5,540	241	1	21	3	101	6,802	260				
White Horse, Y.T.	16	2,892	16				20	3,659	20				
Wharton, Ont.	13	3,966	65				13	3,844	64				
Windsor, N.S.	216	31,554	614	14	18,240	75	203	13,594	522	4	3,378	20	
Windsor, Ont.	69	31,105	477	1	316	10	61	28,992	531	2	370	13	
Wolfville, N.S.	74	2,011	198				77	3,536	211	3	1,671	22	
Yarmouth, N.S.	16	1,528	59	4	136	30	22	4,280	100				
Total	12,595	2,790,484	51,958	160	54,293	1,054	11,944	2,578,804	49,892	152	40,396	731	

Sarnia, Ont.	117	50,323	854				136	52,420	1,034			
Sault Ste. Marie, Ont.	14	3,954	71				15	4,352	75			
Sherbrooke, N.S.	11	1,422	41				11	1,411	36			
Shediac, N.B.	30	858	62				30	688	62			
Sheet Harbour, N.S.	29	1,693	95				18	1,056	62			
Shelburne, N.S.	20	1,172	61	2	188	45	23	1,666	80	2	147	44
Shippagan, N.B.	45	1,666	152				46	1,648	157			
Sidney, B.C.	2	1,214	3				3	1,986	5			
Sorel, Que.	35	19,924	184				32	15,035	153			
Souris, P.E.I.	04	4,745	291				94	4,689	282	2	322	9
St. Andrews, N.B.	1	197	4									
St. George, N.B.	2	490	10									
St. John, N.B.	213	12,372	597				219	21,132	667			
St. John's, Que.	1	105	2				6	279	12			
St. Martin's, N.B.	15	702	37				17	961	30			
St. Peters, N.S.	43	1,995	117				40	1,861	111			
St. Stephen, N.B.	3	251	11				3	300	13	2	648	12
Summerside, P.E.I.	167	8,772	435				169	8,896	441			
Sydney, N.S.	864	74,917	3,456	3	242	29	698	61,419	2,613	1	86	5
Three Rivers, Que.	47	10,005	126				46	9,090	128			
Thorold, Ont.	2	1,602	12				2	1,602	12			
Tignish, P.E.I.	3	47	7				4	59	11			
Toronto, Ont.	98	19,921	326				104	21,590	330			
Truro, N.S.	100	6,870	282				100	6,797	280			
Tusket, N.S.				2	180	44				2	180	31
Vancouver, B.C.	1,025	839,020	5,007				1,001	850,096	5,001			
Victoria, B.C.	38	27,350	150				37	26,745	143			
Walkerville, Ont.	25	13,032	236	2	632	20	13	5,969	106	2	632	20
Wallace, N.S.	3	319	9				3	319	9			
Wallaceburg, Ont.	25	8,841	205				21	7,087	165			
Westport, N.S.	52	2,950	146				52	2,950	146			
Weymouth, N.S.	95	5,540	241	1	21	3	101	6,802	269			
White Horse, Y.T.	16	2,892	16				20	3,659	20			
Warton, Ont.	13	3,966	65				13	3,844	64			
Windsor, N.S.	216	31,554	614	14	18,240	75	203	13,594	522	4	3,378	20
Windsor, Ont.	69	31,195	477	1	316	10	61	28,092	531	2	370	13
Wolfville, N.S.	74	2,011	198				77	3,536	211	3	1,671	22
Yarmouth, N.S.	16	1,528	59	4	136	30	22	4,280	100			
Total	12,505	2,790,484	51,958	160	54,293	1,054	11,944	2,578,804	49,892	152	49,396	731

12 GEORGE V, A. 1922

No. 19.—STATEMENT of Vessels, British and Foreign, employed in the Coasting Trade, etc.—*Concluded.*


N° 19.—TABLEAU des vaisseaux anglais et étrangers employés pour le cabotage, etc.—*Fin.*


RÉCAPITULATION.


	Steamers.			Sailing Vessels.			Total.		
	Vapeurs.			Voiliers.			Total.		
	Vessels.	Tonnage.	Crew.	Vessels.	Tonnage.	Crew.	Vessels.	Tonnage.	Crew.
Navires.	Tonnage.	Equipage.	Navires.	Tonnage.	Equipage.	Navires.	Tonnage.	Equipage.	
Arrived—Arrivés									
British—Britanniques.	61,187	25,294,751	1,207,878	12,505	2,790,484	51,958	73,692	28,085,235	1,259,836
Foreign—Étrangers.	680	428,017	11,092	160	54,293	1,054	840	482,310	12,146
Total	61,867	25,722,768	1,218,970	12,665	2,844,777	53,012	74,532	28,567,545	1,271,982
Departed—Sortis									
British—Britanniques.	50,794	24,793,946	1,191,554	11,944	2,578,804	49,892	71,738	27,372,750	1,241,446
Foreign—Étrangers.	566	351,522	8,697	152	49,396	731	718	400,918	9,428
Total	60,360	25,145,468	1,200,251	12,096	2,628,200	50,623	72,456	27,773,668	1,250,874

DESCRIPTION OF VESSELS—DESCRIPTION DES VAISSEAUX.

	Arrived—Arrivés.		Departed—Sortis.		Total.	
	Vessels.	Tonnage.	Vessels.	Tonnage.	Vessels.	Tonnage.
	Navires.	Tonnage.	Navires.	Tonnage.	Navires.	Tonnage.
Steamers—Vapeurs—						
Screw—Hélice.	50,095	21,507,844	54,481	20,763,831	110,576	42,271,675
Paddle—Aubes.	4,043	3,412,858	4,251	3,579,049	8,294	6,991,907
Sternwheel—Roue à l'arrière.	1,729	802,066	1,628	802,588	3,357	1,604,654
Total	61,867	25,722,768	60,360	25,145,468	122,227	50,868,296
Sailing Vessels—Voiliers—						
Ships—Bâtimens.	7	6,790	2	686	9	7,476
Barques—Barques.	2	4,407	3	5,954	5	10,361
Barquentines—Petite barques.	4	1,416	1	762	5	2,178
Brigantines—Brigantins.	3	251	5	948	8	1,199
Schooners—Goélettes.	8,810	576,701	8,638	560,053	17,448	1,136,754
Sloops—Corvette.	229	14,643	219	13,366	448	28,009
Barges—Barges.	3,610	2,240,575	3,226	2,046,431	6,836	4,287,006
Total	12,665	2,844,777	12,096	2,628,200	24,761	5,472,977
Grand total	74,532	28,567,545	72,456	27,773,668	146,988	56,341,213







STATISTICS CANADA LIBRARY
BIBLIOTHÈQUE STATISTIQUE CANADA



1010701555

