


54-202

~~Historical File Copy~~  
Historical File Copy

GOVERNMENT OF CANADA

DOMINION BUREAU  
OF STATISTICS  
MAR 27 1951  
PROPERTY OF THE  
LIBRARY




# SHIPPING REPORT

1951



EDMOND CLOUTIER, C.M.G., O.A., D.S.P.  
QUEEN'S PRINTER AND CONTROLLER OF STATIONERY  
OTTAWA, 1953



DOMINION BUREAU OF STATISTICS

Department of Trade and Commerce

---

# SHIPPING REPORT

YEAR ENDED

DECEMBER 31, 1951

---

*Published by*

Authority of the Rt. Hon. C. D. Howe  
Minister of Trade and Commerce

---

*Prepared in*

The Public Finance and Transportation Division  
Dominion Bureau of Statistics, Ottawa

C O N T E N T S

	<u>Page</u>
Introduction	1
TABLE 1. - Summary - Vessels Arrived and Departed, 1936 - 1951	5
TABLE 2. - Vessels Arrived. No. - Reg. Net Tons, 1951 In Coasting Service - In Foreign Service - By Ports	6
TABLE 3. - Vessels Departed. No. - Reg. Net Tons, 1951 In Coasting Service - In Foreign Service - By Ports	13
TABLE 4. - Vessels Entered and Departed by Provinces, by Rig	20
TABLE 5. - Vessels in Foreign Service by Country of Registry Arrived and Departed - No. - Reg. Net Tons - Cargoes	22
TABLE 6. - Vessels in Foreign Service by Countries Entered from and Cleared for - No. - Reg. Net Tons	28
TABLE 7. - Cargoes Loaded for Foreign Countries - By Ports Cargoes Unloaded from Foreign Countries	35
TABLE 8. - Cargoes Loaded at Canadian Ports for Foreign Countries and Registry of Vessel, Kind of Cargo - By Countries	59
TABLE 9. - Cargoes Unloaded at Canadian Ports from Foreign Countries and Registry of Vessel, Kind of Cargo - By Countries	103
TABLE 10. - Tugs Arrived and Departed - By Ports No. - Reg. Gross Tons	126
TABLE 11. - Fishing Vessels Arrived and Departed - By Ports No. - Reg. Net Tons	134
APPENDIX 1 - Countries and Geographical Areas	
APPENDIX 2 - Commodities	

SHIPPING REPORT

1 9 5 1

8504-518

12-1-53

REVIEW OF 1951 OPERATIONS:

During 1951 customs officials at Canadian ports reported a very active year with new peaks being established for the amount of foreign cargo loaded and unloaded, and the net registered tonnage of all vessel arrivals and departures.

Tables 5 to 9 are concerned with vessels in foreign service only and give the details of foreign trade from the viewpoint of the registry of vessels, countries entered from and cleared for, kind and amount of cargo by Canadian ports and by country of origin and destination.

Table 8 shows that the total tonnage of freight loaded for foreign countries during the year under review rose to 27,279,799 tons from 21,227,930 in 1950, a gain of 6,051,869 tons or 28.5 per cent. Shipments of wheat led all commodities in rate of increase advancing from 4,253,260 tons in 1950 to 6,620,022 tons. Other commodities which contributed to the large increase in total exports include oats which rose to 668,562 tons from 158,380, barley up to 1,002,246 from 334,235 tons, iron ore up to 3,382,146 from 2,362,584 tons, pulpwood up to 1,934,096 from 1,000,398 tons, flour, bituminous coal, other ores and concentrates, woodpulp, and general. Decreases were reported for such commodities as corn which fell to 66,514 tons from 340,914 in the previous year, rye, flaxseed, coke, pig iron and newsprint.

The total weight of cargoes unloaded at Canadian ports during the year 1951 also advanced to a new peak but to a much less extent than the loadings. The increase to 38,269,394 tons was 3.5 per cent over the 1950 total of 36,961,181 tons. Declines were reported for the following commodities: corn which fell to 309,859 tons from 857,177 in the preceding year; gasoline down to 423,368 tons from 810,058 due to the increase in pipeline activity; coal, both bituminous and anthracite; sugar, scrap iron and steel, sand, and other mine products. These decreases were however, more than offset by gains reported for the following commodities: iron ore advanced from 3,328,006 to 4,033,301 tons; bauxite rose to 2,150,357 tons from 1,764,188; petroleum oils and other petroleum products were up to 3,780,827 tons from 2,421,018, wheat, soya beans, general, limestone, and iron and steel. Unloadings of crude oil from the Alberta pipe line terminus at Superior, Wisconsin have been shown separately in this report. A chart which shows the growth of the Canadian shipping industry over the ten year period 1942-1951 is presented on page 34.

As in former years, the bulk of Canada's waterborne trade was with the United States and the United Kingdom which, together, accounted for over three fourths of both total imports and total exports. Waterborne trade with the United States alone was 62 per cent of the national total. Cargoes loaded for United States ports during 1951 aggregated 11,657,779 tons, down slightly from the 1950 total of 11,682,991 tons but well above the 9,800,858 tons loaded in 1949. Imports advanced to 28,959,102 tons from 26,697,919 in the previous year, a gain of 2,261,183 tons or 8.5 per cent. Export trade with the United Kingdom rose sharply to 7,138,683 tons from 4,667,070 in 1950 due to increased shipments of wheat, iron ore, pulpwood, lumber and woodpulp. Imports were, however, down to 1,568,911 tons from 1,760,504.

The five major Canadian ports on the basis of total foreign cargo handled in order of size were Montreal (9,406,899 tons), Vancouver (6,142,191 tons), Sault Ste. Marie (4,492,874 tons), Hamilton (4,091,220 tons), and Port Alfred (3,116,738 tons). On the basis of total net registered tonnage of vessel arrivals, the five were Vancouver (17,752,313), Montreal (8,251,462), Victoria (7,869,598), Halifax (5,040,478), and Nanaimo (4,478,468).

The total number of vessel arrivals in both foreign and coastwise service amounted to 118,875, the second highest number in history and approaching the record of 124,453 reported in 1940. The net registered tonnage aggregated 108,311,140 tons exceeding the one hundred million tons for the first time and indicating the trend towards the use of larger vessels in the post-war years. The total surpassed the 1950 record of 98,883,946 tons by 9,427,194 and the 1940 aggregate of 91,027,628 tons by 17,283,512. The number of arrivals in foreign service remained, however, will below the immediate pre-war years. The 1951 total was 32,304 as compared to 31,420 in 1950 and 46,241 in 1940 and foreign traders represented 27.2 per cent of all arrivals and 43.9 per cent of the total net tonnage reported, about the same percentages as in 1950.

Table 4, summarizes vessel arrivals and departures in foreign and coastwise service by provinces and by rig. It can be seen from this table that sail and unrigged vessels play an insignificant role in Canadian shipping except in British Columbia. The number of arrivals of unrigged vessels in that province amounted to 14,296 or 26.5 per cent of the total due largely to the activity of barges, scows, and other unrigged vessels in the lumber trade around Vancouver Island and the port of Vancouver.

During the year, 122 "new" vessels of 36,306 registered net tons arrived at Canadian ports. Of this total, 95 of 5,443 net tons were in coastwise service and 27 aggregating 30,863 tons arrived in foreign service.

Some inconsistencies are apparent in comparison with "Trade of Canada" data since many vessels do not report cargo in detail but simply as "general" or "mixed". This is particularly true of passenger-freight service where a great variety of foreign-manufactured products may be unloaded. Consequently, such tonnage details as those for autos, trucks and parts, chinaware, iron and steel, beverages, etc., unloaded at Atlantic and Lower St. Lawrence River ports are incomplete. The total of "general" cargo unloaded at all ports during the year 1951 grossed 2,147,735 tons, of which 1,849,752 were shown for eastern ports.

SOURCE AND TREATMENT OF DATA

Shipping statistics are compiled from reports made by operators or agents of vessels arriving at and departing from Canadian ports for which there are customs officials. These officials act as agents for the Dominion Bureau of Statistics in collecting the reports and forwarding them to the Bureau. A description of the method of collecting and compiling the statistics is given in the report for 1941. Also included in that report are reproductions of the statistical form used for vessels in both coasting and in foreign service and reproductions of the cards used to analyse and compile statistics of vessels in foreign service and their cargoes, loaded and unloaded.

Coasting service includes vessels arriving from a Canadian port or departing for a Canadian port when no freight from a foreign port is unloaded or no freight for a foreign port is loaded. Under this definition a foreign vessel from a foreign country would be classed in coasting service when departing from a Canadian port for a second Canadian port, as well as vessels trading between Canadian ports. Foreign service includes vessels arriving from a foreign port as last port of call or departing for a foreign port as first port of call, or unloading freight from or loading freight for a foreign port. Vessels in foreign service include vessels classified in reports prior to 1941 as "sea-going" and "trading between Canada and the United States on lakes and rivers".

If a vessel does not unload any freight or does not load any freight, it is classed as arriving or departing, respectively, "in ballast", regardless of the amount of freight it might have on board. Because of these definitions a vessel may arrive twice in foreign service and depart in coasting service on the same trip and, consequently, the number of departures and arrivals in either class of service will not always be the same. Vessels built in Canadian ports will also cause a disparity in the number of arrivals and departures. There are also certain customs regulations in respect to fishing vessels that are responsible for some difference in reports of departures and arrivals.

Beginning with the 1948 report Tables 8 and 9 were considerably expanded. Table 8 gives the country of destination, kind of cargo, registry of vessel, tonnage of cargo loaded for foreign countries and allocates by geographical regions of Canada. Table 9 shows country of origin of cargoes unloaded in foreign trade as well as kind or commodity, registry of vessel, tonnage of cargo and by geographical divisions, namely, Atlantic and Lower St. Lawrence, Great Lakes and Upper St. Lawrence and at Pacific ports.

Table 11 lists arrivals and departures of fishing vessels from customs ports only. Table 5 shows cargo tonnage of vessels by country of registry. Other statistics available on request but not published in this report, include draft of vessels entering each port, vessels of each flag entering

each port, etc.

In classifying vessels in coasting service as to size, all unriggered vessels, all tugs and sail fishing vessels were grouped with the vessels of 10 to 99 net registered tons. Also, all vessels of over 4,000 net tons in coastal service were grouped with vessels 4,000 to 4,999 tons. This accounts for the average tonnages of coasting vessels in these two groups being greater in some cases than the maximum of the group. The number of vessels in coasting service of over 4,999 net tons are few except on the Great Lakes and the unriggered, tugs and sail fishing vessels were grouped with these small vessels for convenience. All vessels in foreign service were classified in Tables 2 and 3 strictly according to their tonnages.

Cargoes:- Tables 6 to 9 include data on cargoes to and from foreign countries. Details of cargoes are shown only for the larger ports and when only one commodity was handled at these ports the commodity was shown and no total. Tonnages of each commodity listed are not complete in all cases. Considerable tonnage of these commodities is included under "General", but where vessels loaded or unloaded only one commodity or where vessels with general cargoes handled any of these commodities in large lots, the tonnage of the commodity was reported and compiled. Tonnage data were required to be reported in tons weight of 2,000 pounds or in tons measurement of 40 cu.ft., but because of the practice in previous years of reporting tons in long tons of 2,240 pounds there is a possibility that some vessels did not report their cargoes in short tons. As of 1951, cargoes reported in tons measurement have been added to those reported in tons weight.

Vessel Tonnage:- Reports are not required from cargo vessels of less than ten net tons. Tugs and other vessels not designed to carry cargoes are required to report gross tons instead of net tons and these gross tons are added to net registered tons of other vessels in this report. These gross tons are a small percentage of the total and consequently the effect is small. No reports are required from such vessels of less than ten gross tons.

A list of the countries and geographical areas used for origin and destinations of vessels and of cargoes is included as an appendix. Also, as a second appendix is a list of the commodities used for classifying cargoes. By reference to these the meaning of such items as "ores - other", "West Indies - other", etc., is clarified.



TABLE 1

SUMMARY OF VESSELS ARRIVED AND DEPARTED (1) (2)

ARRIVED

	Coasting		(1) Foreign		Total	
	Number	Registered Net Tons	Number	Registered Net Tons	Number	Registered Net Tons
<b>Year ended March 31:</b>						
1936	68,809	42,979,361	37,800	41,746,953	106,609	84,726,314
1937	73,033	45,973,830	41,755	45,030,914	114,788	91,004,744
1938	75,537	44,471,834	42,582	45,603,055	118,119	90,074,889
1939	73,386	45,386,457	43,601	44,775,116	116,987	90,161,573
1940	78,212	44,361,232	46,241	46,666,396	124,453	91,027,628
1941	79,957	50,471,166	25,122	32,579,900	105,079	83,051,066
Jan.-March: 1941 (3)	11,298	5,320,799	2,466	3,593,150	13,764	8,913,949
<b>Year ended December 31:</b>						
1941	77,603	48,107,158	26,203	31,452,400	103,806	79,559,558
1942	73,366	43,990,764	24,066	25,640,763	97,432	69,631,527
1943	65,066	40,300,778	22,901	26,345,562	87,967	66,646,340
1944	64,999	43,776,497	23,786	28,356,681	88,785	72,133,178
1945	65,410	48,098,201	24,431	29,655,984	89,841	77,754,185
1946	67,014	45,559,014	26,461	30,367,071	93,475	75,926,085
1947	73,439	51,823,502	27,868	35,926,095	101,307	87,749,597
1948	75,141	52,453,382	31,138	39,443,055	106,279	91,896,437
1949	82,012	56,037,003	30,565	40,088,377	112,577	96,125,380
1950	84,065	56,066,997	31,420	42,816,949	115,485	98,883,946
1951	86,571	60,802,798	32,304	47,508,342	118,875	108,311,140
<b>DEPARTED</b>						
1936	69,633	41,815,616	38,170	42,534,914	107,803	84,350,530
1937	72,739	45,447,342	42,678	46,199,288	115,417	91,646,630
1938	75,761	44,259,779	43,317	45,766,211	119,078	90,025,990
1939	72,279	43,183,652	45,513	47,052,371	117,792	90,236,023
1940	78,066	42,110,407	47,412	48,696,321	125,478	90,806,728
1941	78,785	47,605,522	26,582	34,889,700	105,367	82,495,222
Jan.-March: 1941 (3)	11,144	4,900,623	2,746	4,079,150	13,890	8,979,773
<b>Year ended December 31:</b>						
1941	76,988	46,433,320	27,058	33,313,400	104,046	79,746,720
1942	72,673	42,138,701	25,121	27,812,332	97,794	69,951,033
1943	65,023	38,668,241	23,530	28,504,987	88,553	67,173,228
1944	64,380	41,628,639	24,892	30,853,811	89,272	72,482,450
1945	63,866	44,535,356	26,374	33,511,617	90,240	78,046,973
1946	65,880	41,218,108	28,004	34,144,608	93,884	75,362,716
1947	71,678	47,018,417	29,776	40,784,955	101,454	87,803,372
1948	73,000	47,680,583	33,511	44,329,334	106,511	92,009,917
1949	80,762	52,203,784	32,562	44,256,743	113,324	96,460,527
1950	82,224	51,615,568	33,503	47,340,150	115,727	98,955,718
1951	84,591	55,609,082	34,561	52,750,461	119,152	108,359,543

(1) - Includes sea-going and lake and river vessels trading between Canada and foreign countries. Excludes ferry at Sarnia and other international ferries.

(2) - Includes Newfoundland data from April 1, 1949.

(3) - Included in both fiscal and calendar years 1941.

SHIPPING, 1951

VESSELS ARRIVED

TABLE 2

Port	In Coasting Service		In Foreign Service		Total	
	Number	Registered Net Tons	Number	Registered Net Tons	Number	Registered Net Tons
<u>NEWFOUNDLAND</u>						
Argentia	179	37,585	16	6,265	195	43,850
Bay Roberts	165	37,832	13	6,429	178	44,261
Bell Island	125	305,522	102	379,949	227	685,471
Botwood	29	57,487	69	181,315	98	238,802
Burin	424	92,680	165	21,391	589	114,071
Burgeo	295	70,200	34	7,416	329	77,616
Carbonear	122	15,960	11	5,598	133	21,558
Catalina	184	23,568	16	6,881	200	30,449
Clarenville	33	4,444	-	-	33	4,444
Cornerbrook	469	421,436	105	243,994	574	665,430
Fogo	16	1,644	-	-	16	1,644
Fortune	249	27,310	66	3,780	315	31,090
Goose Bay	62	30,569	32	53,634	94	84,203
Grand Bank	459	68,406	51	6,734	510	75,140
Grand Falls	-	-	33	43,311	33	43,311
Harbour Breton	376	64,023	27	1,935	403	65,958
Harbour Buffett	226	19,394	21	3,662	247	23,056
Harbour Grace	56	8,677	50	7,041	106	15,718
Lewisporte	179	67,391	8	27,185	187	94,576
Marystown	296	51,292	6	892	302	52,184
Port aux Basques	777	357,287	13	6,429	790	363,716
Port Union	21	2,653	1	1,004	22	3,657
Rose Blanche	204	24,618	-	-	204	24,618
St. Anthony	250	35,216	16	15,748	266	50,964
St. John's	1,227	371,842	1,051	863,540	2,278	1,235,382
St. Lawrence	255	84,085	30	12,152	285	96,237
<b>TOTAL</b>	<b>6,678</b>	<b>2,281,121</b>	<b>1,936</b>	<b>1,906,285</b>	<b>8,614</b>	<b>4,187,406</b>
<u>PRINCE EDWARD ISLAND</u>						
Charlottetown	193	63,655	20	21,546	213	85,201
Georgetown	-	-	4	4,227	4	4,227
Montague	77	6,104	3	185	80	6,289
Souris	10	3,718	4	1,845	14	5,563
Summerside	25	15,347	12	12,859	37	28,206
<b>TOTAL</b>	<b>305</b>	<b>88,824</b>	<b>43</b>	<b>40,662</b>	<b>348</b>	<b>129,486</b>

## SHIPPING, 1951

TABLE 2 (Cont'd)

## VESSELS ARRIVED

Port	In Coasting Service		In Foreign Service		T o t a l	
	Number	Registered Net Tons	Number	Registered Net Tons	Number	Registered Net Tons
<b>NOVA SCOTIA</b>						
Abbott's Harbour	53	2,272	59	2,328	112	4,600
Anherst	10	6,543	9	11,245	19	17,788
Annapolis Royal	3	489	27	2,657	30	3,146
Arichat	310	14,797	1	11	311	14,808
Baddeck	289	30,034	34	82,715	323	112,749
Barrington Passage	129	1,976	3	128	132	2,104
Bridgewater	25	7,456	27	14,463	52	21,919
Canso	548	56,190	22	2,015	570	58,205
Chester	18	1,536	13	780	31	2,316
Clarke's Harbour	170	5,358	84	3,601	254	8,959
Digby	500	655,342	102	26,910	602	682,252
Dingwall	112	125,061	55	224,408	167	349,469
Freeport	218	12,636	54	1,742	272	14,378
Glace Bay	37	965	69	1,305	106	2,270
Halifax	977	1,047,473	1,111	3,993,005	2,088	5,040,478
Hantsport	3	380	227	524,496	230	524,876
Isaac's Harbour	78	5,539	41	6,387	119	11,926
La Have	47	3,972	85	11,206	132	15,178
Liverpool	66	48,182	73	84,534	139	132,716
Lockeport	31	626	38	1,697	69	2,323
Louisburg	142	20,298	82	14,040	224	34,338
Lunenburg	89	10,570	156	13,454	245	24,024
Margaretville	1	233	9	2,761	10	2,994
Meteghan River	60	2,324	49	1,164	109	3,488
New Glasgow	27	5,223	-	-	27	5,223
North Sydney	1,701	493,563	212	76,764	1,913	570,327
Farrsboro	248	19,152	29	12,140	277	31,292
Pictou	252	46,083	2	1,947	254	48,030
Port Hawkesbury	71	12,085	16	1,384	87	13,469
Riverport	24	4,715	14	2,587	38	7,302
St. Peter's	27	1,806	-	-	27	1,806
Sheet Harbour	1	258	9	11,196	10	11,454
Shelburne	33	6,647	174	19,539	207	26,186
Sherbrooke	48	1,537	1	83	49	1,620
Sydney	837	1,158,891	154	334,946	991	1,493,837
Tiverton	3	69	25	494	28	563
Tusket Islands	63	2,703	36	1,562	99	4,265
Walton	5	2,910	116	122,764	121	125,674
Weymouth	15	3,059	10	2,926	25	5,985

SHIPPING, 1951

TABLE 2 (Cont'd)

VESSELS ARRIVED

Port	In Coasting Service		In Foreign Service		T o t a l	
	Number	Registered Net Tons	Number	Registered Net Tons	Number	Registered Net Tons
<b>NOVA SCOTIA (Concl'd)</b>						
Windsor	2	357	9	9,305	11	9,662
Wolfville	1	108	18	16,068	19	16,176
Yarmouth	329	23,677	390	128,951	719	152,628
<b>TOTAL</b>	<b>7,603</b>	<b>3,843,095</b>	<b>3,645</b>	<b>5,769,708</b>	<b>11,248</b>	<b>9,612,803</b>
<b>NEW BRUNSWICK</b>						
Bathurst	19	10,971	7	4,671	26	15,642
Black's Harbour	449	23,302	372	10,812	821	34,114
Buctouche	16	19,215	4	3,993	20	23,208
Campbellton	13	10,501	22	40,114	35	50,615
Campobello	32	569	791	13,723	823	14,292
Caraquet	93	18,651	36	19,023	129	37,674
Chatham	80	54,852	25	31,116	105	85,968
Dalhousie	29	49,379	33	67,446	62	116,825
Grand Harbour	11	202	127	2,299	138	2,501
Lord's Cove	47	1,201	1,450	29,208	1,497	30,409
Moncton	77	13,368	8	8,103	85	21,471
Newcastle	47	32,395	34	50,486	81	82,881
North Head	511	76,213	511	10,280	1,022	86,493
Richibucto	17	20,516	10	11,383	27	31,899
Sackville	8	1,184	-	-	8	1,184
St. Andrew's	451	62,377	712	24,009	1,163	86,386
Saint John	1,038	958,216	465	1,438,072	1,503	2,396,288
St. Martin's	5	2,622	17	5,782	22	8,404
St. Stephen's	42	4,000	2	1,274	44	5,274
Wilson's Beach	107	2,773	1,947	29,695	2,054	32,468
Woodward's Cove	-	-	175	3,027	175	3,027
<b>TOTAL</b>	<b>3,092</b>	<b>1,362,507</b>	<b>6,748</b>	<b>1,804,516</b>	<b>9,840</b>	<b>3,167,023</b>
<b>QUEBEC</b>						
Amherst Harbour	165	31,913	-	-	165	31,913
Baie Comeau	857	284,850	43	84,411	900	369,261
Beauharnois	21	29,089	-	-	21	29,089
Chandler	106	31,902	29	27,441	135	59,343
Chicoutimi	196	142,419	10	12,803	206	155,222
Gaspé	203	116,399	16	20,346	219	136,745
Godbout	39	46,002	-	-	39	46,002
Grindstone	276	53,978	7	1,119	283	55,097
Hull	16	3,120	-	-	16	3,120
Levis	30	24,062	6	22,466	36	46,528

## SHIPPING, 1951

TABLE 2 (Cont'd)

## VESSELS ARRIVED

Port	In Coasting Service		In Foreign Service		T o t a l	
	Number	Registered Net Tons	Number	Registered Net Tons	Number	Registered Net Tons
<b>QUEBEC (Concl'd)</b>						
Matane	412	121,162	1	1,197	413	122,359
Montmagny	1	16	-	-	1	16
Montreal	3,227	3,606,022	1,809	4,645,440	5,036	8,251,462
Paspébiac	51	33,973	6	12,169	57	46,142
Pointe au Pic	92	24,837	-	-	92	24,837
Port Alfred	855	792,807	490	1,441,051	1,345	2,233,858
Quebec	2,392	2,110,129	472	1,941,462	2,864	4,051,591
Rimouski	631	189,788	10	19,694	641	209,482
Rivière du Loup	180	21,644	2	3,485	182	25,129
St. Jean	127	24,969	128	24,984	255	49,953
Seven Islands	141	38,220	3	2,664	144	40,884
Sorel	544	639,499	103	322,393	647	961,892
Three Rivers	2,309	1,634,970	257	541,053	2,566	2,176,023
<b>TOTAL</b>	<b>12,871</b>	<b>10,001,770</b>	<b>3,392</b>	<b>9,124,178</b>	<b>16,263</b>	<b>19,125,948</b>
<b>ONTARIO</b>						
Amherstburg	54	27,725	346	270,138	400	297,863
Belleville	157	121,747	148	101,662	305	223,409
Blind River	2	1,773	41	64,267	43	66,040
Britt	-	-	84	224,942	84	224,942
Brockville	317	50,439	65	24,135	382	74,574
Chatham	3	610	38	14,100	41	14,710
Cobourg	35	46,777	25	25,686	60	72,463
Cockburn Island	43	32,637	-	-	43	32,637
Collingwood	80	137,435	14	19,642	94	157,077
Cornwall	246	302,932	111	127,976	357	430,908
Erieau	27	2,027	59	114,844	86	116,871
Fort Erie	-	-	1	10	1	10
Fort Frances	-	-	60	781	60	781
Fort William	791	1,882,852	406	1,019,181	1,197	2,902,033
Gananoque	-	-	7	2,378	7	2,378
Goderich	151	240,503	13	25,025	164	265,528
Hamilton	566	606,816	678	1,901,718	1,244	2,508,534
Hilton Beach	-	-	4	274	4	274
Kenora	-	-	22	396	22	396
Killarney	44	52,966	3	3,659	47	56,625
Kingston	782	836,165	218	77,564	1,000	913,729
Kingsville	124	24,675	73	22,224	197	46,899
Leamington	182	139,010	42	10,941	224	149,951
Little Current	106	83,472	135	351,715	241	435,187

SHIPPING, 1951

TABLE 2 (Cont'd)

VESSELS ARRIVED

Port	In Coasting Service		In Foreign Service		Total	
	Number	Registered Net Tons	Number	Registered Net Tons	Number	Registered Net Tons
<b>ONTARIO (Concl'd)</b>						
Meldrum Bay	60	45,865	-	-	60	45,865
Michipicoten Harbour	98	271,188	100	244,844	198	516,032
Midland	253	700,159	46	100,184	299	800,343
Morrisburg	-	-	4	3,760	4	3,760
Napanee	-	-	42	12,647	42	12,647
Niagara-on-the-Lake	143	31,114	68	13,271	211	44,385
Oshawa	-	-	39	79,080	39	79,080
Owen Sound	271	382,668	10	18,773	281	401,441
Parry Sound	146	132,827	53	149,332	199	282,159
Pelee Island	225	51,943	116	26,899	341	78,842
Penetanguishene	68	26,403	-	-	68	26,403
Picton	13	16,059	13	5,267	26	21,326
Pigeon River	13	20,325	9	22,102	22	42,427
Point Pelee	33	21,483	105	68,355	138	89,838
Port Arthur	1,075	3,563,794	355	804,830	1,430	4,368,624
Port Burwell	8	1,512	22	57,383	30	58,895
Port Colborne	744	1,445,976	235	538,878	979	1,984,854
Port Credit	167	39,551	342	393,386	509	432,937
Port Dover	47	1,114	29	7,034	76	8,148
Port Hope	3	186	11	15,114	14	15,300
Port Lambton	1	651	7	2,321	8	2,972
Port Maitland	7	174	32	68,565	39	68,739
Port McNicoll	144	539,994	8	28,279	152	568,273
Port Stanley	48	49,964	42	124,847	90	174,811
Prescott	239	322,875	360	538,550	599	861,425
Rainy River	-	-	2	63	2	63
St. Catharines	102	89,456	47	96,517	149	185,973
Sarnia	740	1,352,271	636	2,491,204	1,376	3,843,475
Sault Ste. Marie	441	665,748	546	1,924,926	987	2,590,674
Sombra	1	651	1	4,260	2	4,911
Thorold	408	534,644	136	217,312	544	751,956
Toronto	1,339	1,609,756	930	1,651,901	2,269	3,261,657
Trenton	3	649	37	16,289	40	16,938
Walpole Island	-	-	3	750	3	750
Walkerville	66	96,147	82	189,461	148	285,608
Wallaceburg	33	36,227	19	16,795	52	53,022
Welland	128	161,805	35	48,278	163	210,083
Windsor	298	374,158	331	734,032	629	1,108,190
<b>TOTAL</b>	<b>11,075</b>	<b>17,177,898</b>	<b>7,446</b>	<b>15,118,747</b>	<b>18,521</b>	<b>32,296,645</b>

## SHIPPING, 1951

TABLE 2 (Concl'd)

## VESSELS ARRIVED

Port	In Coasting Service		In Foreign Service		T o t a l	
	Number	Registered Net Tons	Number	Registered Net Tons	Number	Registered Net Tons
<u>MANITCBA</u>						
Churchill	-	-	20	84,359	20	84,359
<u>BRITISH COLUMBIA</u>						
Banfield	554	124,829	6	541	560	125,370
Blubber Bay	191	33,193	177	49,836	368	83,029
Britannia Beach	1,006	317,403	62	135,695	1,068	453,098
Chemainus	770	558,392	150	391,198	920	949,590
Kildonan (Bait Station)	-	-	92	2,171	92	2,171
Klentu	-	-	6	131	6	131
Masset	46	20,296	9	197	55	20,493
Namu	-	-	127	2,970	127	2,970
Nanaimo	3,886	4,148,736	484	329,732	4,370	4,478,468
New Westminster	2,642	1,495,877	736	1,195,872	3,378	2,691,749
Ocean Falls	792	674,367	48	211,829	840	886,196
Port Alberni	626	381,030	83	338,804	709	719,834
Port Hardy	307	190,504	47	2,061	354	192,565
Powell River	3,492	1,303,079	202	225,486	3,694	1,528,565
Prince Rupert	1,803	727,266	1,379	343,840	3,182	1,071,106
Quatsino	213	73,549	35	109,633	248	183,182
Stewart	87	67,593	7	5,138	94	72,731
Stickeen	-	-	27	888	27	888
Tulsequah	-	-	91	5,280	91	5,280
Ucluelet	474	179,531	7	830	481	180,361
Union Bay	756	325,729	17	53,478	773	379,207
Vancouver	23,096	11,895,532	2,424	5,856,781	25,520	17,752,313
Victoria	4,093	3,472,527	2,851	4,397,071	6,944	7,869,598
White Rock	-	-	2	168	2	168
TOTAL	44,834	25,989,433	9,069	13,659,630	53,903	39,649,063
<u>YUKON AND NORTHWEST TERRITORIES</u>						
Dawson	61	29,046	5	257	66	29,303
White Horse	52	29,104	-	-	52	29,104
TOTAL	113	58,150	5	257	118	58,407
GRAND TOTAL	86,571	60,802,798	32,304	47,508,342	118,875	108,311,140

TABLE 2 (Concl'd)

SHIPPING, 1951

VESSELS ARRIVED

SUMMARY

Size of Vessel Reg. Net Tons	TOTAL						NEWFOUNDLAND					
	Coasting Service		Foreign Service		Total		Coasting Service		Foreign Service		Total	
	No.	Reg. Net Tons	No.	Reg. Net Tons	No.	Reg. Net Tons	No.	Reg. Net Tons	No.	Reg. Net Tons	No.	Reg. Net Tons
10 - 99 (1)	50,245	10,247,603	12,343	369,415	62,588	10,617,018	4,227	513,246	510	32,415	4,737	545,661
100 - 499	10,345	2,539,332	3,935	981,467	14,280	3,520,799	1,330	321,402	537	120,501	1,867	441,903
500 - 999	6,218	4,907,292	2,550	1,893,338	8,768	6,800,630	623	474,998	325	221,074	948	696,072
1000 - 1999	11,089	14,527,553	4,050	5,366,562	15,139	19,894,115	393	530,387	237	328,527	630	858,914
2000 - 2999	3,471	8,270,063	2,820	7,307,286	6,291	15,577,349	4	9,969	97	241,039	101	251,008
3000 - 3999	3,301	11,018,379	2,000	6,711,255	5,301	17,729,634	9	29,280	63	209,014	72	238,294
4000 - 4999 (2)	1,902	9,292,576	2,727	12,158,341	4,629	21,450,917	92	401,839	150	650,405	242	1,052,244
5000 - 5999	-	-	802	4,336,980	802	4,336,980	-	-	8	42,711	8	42,711
6000 & over	-	-	1,077	8,383,698	1,077	8,383,698	-	-	9	60,599	9	60,599
<b>TOTAL</b>	<b>86,571</b>	<b>60,802,798</b>	<b>32,304</b>	<b>47,508,342</b>	<b>118,875</b>	<b>108,311,140</b>	<b>6,678</b>	<b>2,281,121</b>	<b>1,936</b>	<b>1,906,285</b>	<b>8,614</b>	<b>4,187,406</b>
	<b>PRINCE EDWARD ISLAND</b>						<b>NOVA SCOTIA</b>					
10 - 99 (1)	172	13,700	4	265	176	13,965	4,682	271,142	1,655	81,925	6,337	353,067
100 - 499	90	30,115	14	3,907	104	34,022	1,307	279,345	429	108,605	1,736	387,950
500 - 999	25	18,668	-	-	25	18,668	295	229,550	122	93,015	417	322,565
1000 - 1999	18	26,341	23	28,620	41	54,961	625	918,415	446	652,760	1,071	1,571,175
2000 - 2999	-	-	-	-	-	-	382	809,630	291	774,444	673	1,584,074
3000 - 3999	-	-	2	7,870	2	7,870	59	209,323	137	488,658	196	697,981
4000 - 4999 (2)	-	-	-	-	-	-	253	1,125,690	266	1,184,960	519	2,310,650
5000 - 5999	-	-	-	-	-	-	-	-	61	329,678	61	329,678
6000 & over	-	-	-	-	-	-	-	-	238	2,055,663	238	2,055,663
<b>TOTAL</b>	<b>305</b>	<b>88,824</b>	<b>43</b>	<b>40,662</b>	<b>348</b>	<b>129,486</b>	<b>7,603</b>	<b>3,843,095</b>	<b>3,645</b>	<b>5,769,708</b>	<b>11,248</b>	<b>9,612,803</b>
	<b>NEW BRUNSWICK</b>						<b>QUEBEC</b>					
10 - 99 (1)	1,737	71,533	6,112	121,959	7,849	193,492	3,754	476,199	31	2,130	3,785	478,329
100 - 499	760	190,439	43	8,145	803	198,584	3,903	842,617	271	59,032	4,174	901,649
500 - 999	54	40,014	53	43,600	107	83,614	1,111	747,633	394	325,579	1,505	1,073,212
1000 - 1999	180	264,157	199	280,191	379	544,348	3,005	3,884,660	1,075	1,336,059	4,080	5,220,719
2000 - 2999	333	688,588	96	232,852	429	921,440	202	501,804	351	882,668	553	1,384,472
3000 - 3999	11	34,161	89	313,665	100	347,826	236	1,180,019	232	794,671	568	1,974,690
4000 - 4999 (2)	17	73,615	110	495,014	127	568,629	560	2,368,838	630	2,788,755	1,190	5,157,593
5000 - 5999	-	-	31	169,370	31	169,370	-	-	177	962,140	177	962,140
6000 & over	-	-	15	139,720	15	139,720	-	-	231	1,973,144	231	1,973,144
<b>TOTAL</b>	<b>3,092</b>	<b>1,362,507</b>	<b>6,748</b>	<b>1,804,516</b>	<b>9,840</b>	<b>3,167,023</b>	<b>12,871</b>	<b>10,001,770</b>	<b>3,392</b>	<b>9,124,178</b>	<b>16,263</b>	<b>19,125,948</b>
	<b>ONTARIO</b>						<b>MANITOBA</b>					
10 - 99 (1)	1,652	1,410,202	569	20,156	2,221	1,430,358	-	-	-	-	-	-
100 - 499	1,018	275,543	871	199,216	1,889	474,759	-	-	-	-	-	-
500 - 999	1,004	755,442	1,483	1,094,612	2,487	1,850,054	-	-	-	-	-	-
1000 - 1999	5,424	7,035,803	1,827	2,404,154	7,251	9,439,957	-	-	-	-	-	-
2000 - 2999	891	2,273,458	672	1,656,113	1,563	3,929,571	-	-	2	5,553	2	5,553
3000 - 3999	550	2,184,919	788	2,674,181	1,338	4,859,100	-	-	2	6,910	2	6,910
4000 - 4999 (2)	536	3,242,531	448	2,031,940	984	5,274,471	-	-	14	61,552	14	61,552
5000 - 5999	-	-	383	2,066,006	383	2,066,006	-	-	2	10,344	2	10,344
6000 & over	-	-	405	2,972,369	405	2,972,369	-	-	-	-	-	-
<b>TOTAL</b>	<b>11,075</b>	<b>17,177,898</b>	<b>7,446</b>	<b>15,118,747</b>	<b>18,521</b>	<b>32,296,645</b>	<b>-</b>	<b>-</b>	<b>20</b>	<b>84,359</b>	<b>20</b>	<b>84,359</b>
	<b>BRITISH COLUMBIA</b>						<b>YUKON &amp; NORTHWEST TERRITORIES</b>					
10 - 99 (1)	33,965	7,481,722	3,459	110,508	37,424	7,592,230	56	9,859	3	57	59	9,916
100 - 499	1,933	598,299	1,768	481,861	3,701	1,080,160	4	1,572	2	200	6	1,772
500 - 999	3,073	2,614,928	173	115,458	3,246	2,730,386	33	26,059	-	-	33	26,059
1000 - 1999	1,424	1,847,130	243	336,251	1,667	2,183,381	20	20,660	-	-	20	20,660
2000 - 2999	1,659	3,986,614	1,311	3,514,617	2,970	7,501,231	-	-	-	-	-	-
3000 - 3999	2,336	7,380,677	687	2,216,286	3,023	9,596,963	-	-	-	-	-	-
4000 - 4999 (2)	444	2,080,063	1,109	4,945,715	1,553	7,025,778	-	-	-	-	-	-
5000 - 5999	-	-	140	756,731	140	756,731	-	-	-	-	-	-
6000 & over	-	-	179	1,182,203	179	1,182,203	-	-	-	-	-	-
<b>TOTAL</b>	<b>44,834</b>	<b>25,989,433</b>	<b>9,069</b>	<b>13,659,630</b>	<b>53,903</b>	<b>39,649,063</b>	<b>113</b>	<b>58,150</b>	<b>5</b>	<b>257</b>	<b>118</b>	<b>58,407</b>

(1) Includes the following vessels in Coasting Service:

- (a) Vessels of 10-99 Registered Net Tons
- (b) All Unrigged vessels
- (c) All Tugs
- (d) All Sail fishing vessels

(2) Includes all vessels of 4000 Reg. Net Tons or over in Coasting Service



## SHIPPING, 1951

TABLE 3

## VESSELS DEPARTED

Port	In Coasting Service		In Foreign Service		Total	
	No.	Reg. Net Tons	No.	Reg. Net Tons	No.	Reg. Net Tons
<b>NEWFOUNDLAND</b>						
Argentia	193	65,382	3	520	196	65,902
Bay Roberts	165	37,453	16	7,207	181	44,660
Bell Island	125	305,522	102	379,949	227	685,471
Botwood	19	13,075	81	227,375	100	240,450
Burin	426	91,562	168	22,277	594	113,839
Burgeo	291	67,671	43	10,008	334	77,679
Carbonear	119	15,275	12	6,105	131	21,380
Catalina	182	21,364	28	10,261	210	31,625
Clarenville	32	2,597	1	2,033	33	4,630
Cornerbrook	449	375,262	133	290,468	582	665,730
Fogo	16	1,644	-	-	16	1,644
Fortune	258	28,043	55	2,978	313	31,021
Goose Bay	65	35,507	29	46,619	94	82,126
Grand Bank	451	68,431	65	7,328	516	75,759
Grand Falls	-	-	33	43,311	33	43,311
Harbour Breton	374	62,649	21	2,257	395	64,906
Harbour Buffett	229	19,141	21	3,836	250	22,977
Harbour Grace	54	6,951	54	8,706	108	15,657
Lewisporte	173	60,095	8	33,882	181	93,977
Marystown	298	51,042	3	772	301	51,814
Port aux Basques	757	346,009	30	15,921	787	361,930
Port Union	13	1,948	2	1,251	15	3,199
Rose Blanche	210	24,717	-	-	210	24,717
St. Anthony	248	35,739	14	12,235	262	47,974
St. John's	1,204	328,683	1,083	906,736	2,287	1,235,419
St. Lawrence	264	83,884	21	12,353	285	96,237
Total	6,615	2,149,646	2,026	2,054,388	8,641	4,204,034
<b>PRINCE EDWARD ISLAND</b>						
Charlottetown	186	71,464	34	15,374	220	86,838
Georgetown	-	-	4	4,227	4	4,227
Montague	79	6,258	-	-	79	6,258
Souris	-	-	14	5,563	14	5,563
Summerside	19	12,734	19	15,561	38	28,295
Total	284	90,456	71	40,725	355	131,181
<b>NOVA SCOTIA</b>						
Abbott's Harbour	12	587	100	4,013	112	4,600

## SHIPPING, 1951

TABLE 3 (Cont'd)

## VESSELS DEPARTED

Port	In Coasting Service		In Foreign Service		T o t a l	
	No.	Reg. Net Tons	No.	Reg. Net Tons	No.	Reg. Net Tons
<b>NOVA SCOTIA (Cont'd)</b>						
Amherst	8	153	14	17,635	19	17,788
Annapolis Royal	2	38	30	3,147	32	3,185
Arichat	306	14,689	1	51	307	14,740
Baddeck	286	17,907	37	94,842	323	112,749
Barrington Passage	145	2,011	14	615	159	2,626
Bridgewater	27	6,232	25	15,687	52	21,919
Canso	549	56,134	23	2,034	572	58,168
Chester	21	1,661	13	712	34	2,373
Clarke's Harbour	113	4,408	110	4,216	223	8,624
Digby	468	652,677	133	29,582	601	682,259
Dingwall	102	74,783	65	274,686	167	349,469
Fresport	205	12,717	71	1,704	276	14,421
Glace Bay	30	838	73	1,409	103	2,247
Halifax	929	865,663	1,164	4,166,313	2,093	5,031,976
Hantsport	3	380	227	524,496	230	524,876
Isaac's Harbour	77	5,486	41	6,387	118	11,873
La Have	56	4,350	75	10,760	131	15,110
Liverpool	69	53,423	69	78,302	138	132,725
Lockeport	28	568	42	1,786	70	2,354
Louisburg	134	18,111	85	16,111	219	34,222
Lunenburg	97	11,980	164	12,773	261	24,753
Margaretville	1	233	9	2,761	10	2,994
Meteghan River	46	2,343	70	1,319	116	3,662
New Glasgow	27	5,223	-	-	27	5,223
North Sydney	1,707	475,911	199	92,661	1,906	568,572
Parrsboro	253	16,542	28	14,860	281	31,402
Pictou	244	37,231	6	9,627	250	46,858
Port Hawkesbury	73	11,959	17	1,586	90	13,545
Riverport	23	5,348	15	1,848	38	7,196
St. Peter's	27	1,806	-	-	27	1,806
Sheet Harbour	-	-	10	11,454	10	11,454
Shelburne	25	3,825	187	22,420	212	26,245
Sherbrooke	47	1,526	2	94	49	1,620
Sydney	838	1,156,857	147	319,515	985	1,476,372
Tiverton	-	-	28	563	28	563
Tusket Islands	9	457	90	3,808	99	4,265
Walton	1	108	121	127,218	122	127,326

## SHIPPING, 1951

TABLE 3

## VESSELS DEPARTED

Port	In Coasting Service		In Foreign Service		Total	
	No.	Reg. Net Tons	No.	Reg. Net Tons	No.	Reg. Net Tons
<b>NOVA SCOTIA (Concl'd)</b>						
Weymouth	8	966	17	5,019	25	5,985
Windsor	2	503	9	9,159	11	9,662
Wolfville	2	366	17	15,810	19	16,176
Yarmouth	359	25,145	358	127,445	717	152,590
Total	7,356	3,551,145	3,906	6,035,428	11,262	9,586,573
<b>NEW BRUNSWICK</b>						
Bathurst	18	9,767	7	5,864	25	15,631
Black's Harbour	462	24,136	360	10,023	822	34,159
Buctouche	-	-	20	23,208	20	23,208
Campbellton	12	8,493	23	42,122	35	50,615
Campobello	1	17	822	14,275	823	14,292
Caraquet	16	2,469	99	34,961	115	37,430
Chatham	83	37,593	33	48,425	116	86,018
Dalhousie	18	17,725	44	99,100	62	116,825
Grand Harbour	7	113	131	2,388	138	2,501
Lord's Cove	50	1,253	1,451	29,226	1,501	30,479
Moncton	74	9,859	11	11,601	85	21,460
Newcastle	41	8,172	45	74,709	86	82,881
North Head	550	77,569	469	9,108	1,019	86,677
Richibucto	-	-	27	31,899	27	31,899
Sackville	8	1,184	-	-	8	1,184
St. Andrew's	429	61,752	736	24,707	1,165	86,459
Saint John	1,024	936,979	474	1,458,394	1,498	2,396,373
St. Martin's	-	-	22	8,404	22	8,404
St. Stephen's	41	3,989	2	613	43	4,602
Wilson's Beach	43	1,551	2,017	31,024	2,060	32,575
Woodward's Cove	-	-	180	3,110	180	3,110
Total	2,877	1,202,621	6,973	1,963,161	9,850	3,165,782
<b>QUEBEC</b>						
Anherst Harbour	168	32,219	-	-	168	32,219
Baie Comeau	849	282,626	52	97,793	901	380,419
Beauharnois	-	-	21	29,089	21	29,089
Chandler	122	44,736	17	14,651	139	59,387
Chicoutimi	205	154,182	1	1,040	206	155,222
Gaspe	190	103,808	28	32,620	218	136,428

SHIPPING, 1951

TABLE 3

VESSELS DEPARTED

Port	In Coasting Service		In Foreign Service		Total	
	No.	Reg. Net Tons	No.	Reg. Net Tons	No.	Reg. Net Tons
<b>QUEBEC (Concl'd)</b>						
Godbout	-	-	39	46,022	39	46,022
Grindstone	266	54,146	15	819	281	54,965
Hull	16	3,120	-	-	16	3,120
Lévis	36	46,528	-	-	36	46,528
Matane	371	75,276	41	47,060	412	122,336
Montmagny	1	16	-	-	1	16
Montreal	2,901	3,095,153	2,145	5,171,006	5,046	8,266,159
Paspébiac	15	3,374	33	41,282	48	44,656
Pointe au Pic	88	20,357	4	4,480	92	24,837
Port Alfred	940	757,224	405	1,476,619	1,345	2,233,843
Quebec	2,308	2,019,213	545	2,022,335	2,853	4,041,548
Rimouski	615	170,295	24	35,727	639	206,022
Rivière du Loup	177	19,043	5	6,086	182	25,129
St. Jean	127	24,969	128	24,985	255	49,954
Seven Islands	136	27,440	8	13,444	144	40,884
Sorel	456	483,903	215	495,638	671	979,541
Three Rivers	2,127	1,287,286	426	884,746	2,553	2,172,032
<b>Total</b>	<b>12,114</b>	<b>8,704,914</b>	<b>4,152</b>	<b>10,445,442</b>	<b>16,266</b>	<b>19,150,356</b>
<b>ONTARIO</b>						
Amherstburg	46	28,718	357	273,967	403	302,685
Belleville	143	105,963	163	117,780	306	223,743
Blind River	-	-	43	66,040	43	66,040
Britt	70	186,496	15	41,528	85	228,024
Brockville	315	54,371	64	20,162	379	74,533
Chatham	6	2,535	34	12,175	40	14,710
Cobourg	38	50,249	22	22,214	60	72,463
Cockburn Island	43	32,637	-	-	43	32,637
Collingwood	83	139,230	10	32,074	93	171,304
Cornwall	221	269,092	136	161,874	357	430,966
Erieau	29	2,738	58	112,844	87	115,582
Fort Frances	-	-	60	789	60	789
Fort William	811	1,983,930	391	929,989	1,202	2,913,919
Gananoque	-	-	6	2,194	6	2,194
Goderich	139	217,965	26	54,534	165	272,499
Hamilton	586	585,361	671	1,962,869	1,257	2,548,230
Hilton Beach	-	-	4	274	4	274

SHIPPING, 1951

TABLE 3

VESSELS DEPARTED

Port	In Coasting Service		In Foreign Service		Total	
	No.	Reg. Net Tons	No.	Reg. Net Tons	No.	Reg. Net Tons
<b>ONTARIO (Cont'd)</b>						
Kenora	-	-	22	396	22	396
Killarney	9	8,176	38	48,449	47	56,625
Kingston	714	575,906	298	352,561	1,012	928,467
Kingsville	114	23,071	84	23,872	198	46,943
Leamington	184	141,191	40	8,760	224	149,951
Little Current	154	230,618	85	198,856	239	429,474
Meldrum Bay	60	45,865	-	-	60	45,865
Michipicoten Harbour	38	63,370	160	452,722	198	516,092
Midland	222	481,577	78	320,097	300	801,674
Morrisburg	4	4,318	1	572	5	4,890
Napanee	4	1,204	38	11,443	42	12,647
Niagara-on-the-Lake	101	21,915	110	22,470	211	44,385
Oshawa	2	1,388	37	77,692	39	79,080
Owen Sound	260	355,394	10	24,709	270	380,103
Parry Sound	170	209,464	29	72,262	199	281,726
Pelee Island	224	52,893	117	25,949	341	78,842
Penetanguishene	64	25,667	4	740	68	26,407
Picton	16	17,079	10	4,247	26	21,326
Pidgeon River	12	18,615	9	20,936	21	39,551
Point Pelee	34	22,134	104	67,704	138	89,838
Port Arthur	919	2,848,802	608	1,529,802	1,527	4,378,604
Port Burwell	10	3,034	20	55,861	30	58,895
Port Colborne	748	1,204,578	230	767,607	978	1,972,185
Port Credit	199	102,550	307	329,994	506	432,544
Port Dover	34	832	29	7,034	63	7,866
Port Hope	5	3,852	10	13,281	15	17,133
Port Lambton	1	651	7	2,321	8	2,972
Port Maitland	6	156	31	66,732	37	66,888
Port McNicoll	123	395,860	32	182,972	155	578,832
Port Stanley	43	43,776	49	131,096	92	174,872
Prescott	249	302,671	340	550,515	589	853,186
Rainy River	-	-	2	63	2	63
St. Catharines	88	57,899	58	131,225	146	189,124
Sarnia	763	1,403,818	623	2,439,598	1,386	3,843,416
Sault Ste. Marie	521	979,486	471	1,612,660	992	2,592,146
Sombra	1	651	1	4,260	2	4,911
Thorold	309	353,803	229	390,278	538	744,081
Toronto	1,356	1,620,534	899	1,626,260	2,255	3,246,794
Trenton	3	119	37	16,845	40	16,964
Walpole Island	-	-	3	750	3	750

SHIPPING, 1951

TABLE 3

VESSELS DEPARTED

Port	In Coasting Service		In Foreign Service		T o t a l	
	No.	Reg. Net Tons	No.	Reg. Net Tons	No.	Reg. Net Tons
<u>ONTARIO (Concl'd)</u>						
Walkerville	67	93,175	79	186,887	146	280,062
Wallaceburg	30	32,897	22	20,125	52	53,022
Welland	110	140,321	52	64,528	162	204,849
Windsor	418	569,865	221	551,524	639	1,121,389
Total	10,919	16,118,460	7,694	16,227,962	18,613	32,346,422
<u>MANITOBA</u>						
Churchill	-	-	20	84,359	20	84,359
<u>BRITISH COLUMBIA</u>						
Bamfield	550	126,204	12	167	562	126,371
Blubber Bay	30	3,728	445	113,242	475	116,970
Britannia Beach	980	289,179	85	161,339	1,065	451,118
Chemainus	677	178,907	247	770,308	924	949,215
Kildonan (Bait Station)	-	-	92	2,171	92	2,171
Klemtu	-	-	6	131	6	131
Masset	47	20,306	8	187	55	20,493
Namu	-	-	127	2,970	127	2,970
Nanaimo	3,834	3,936,626	520	539,653	4,354	4,476,279
New Westminster	2,499	911,487	826	1,754,673	3,325	2,666,160
Ocean Falls	794	678,654	47	207,041	841	885,695
Port Alberni	570	160,151	140	569,730	710	719,881
Port Hardy	300	190,311	55	2,276	355	192,587
Powell River	3,483	1,297,871	205	228,312	3,688	1,526,183
Prince Rupert	1,793	737,536	1,383	335,017	3,176	1,072,553
Quatsino	220	87,950	28	95,374	248	183,324
Stewart	86	67,815	8	4,916	94	72,731
Stickeen	-	-	27	874	27	874
Tulsequah	-	-	95	5,481	95	5,481
Ucluellet	476	180,942	6	398	482	181,340
Union Bay	750	320,597	20	58,370	770	378,967
Vancouver	23,218	11,424,231	2,356	6,299,691	25,574	17,723,922
Victoria	3,999	3,120,525	2,975	4,755,552	6,974	7,876,077
White Rock	2	168	-	-	2	168
Total	44,308	23,733,188	9,713	15,898,473	54,021	39,631,661
<u>YUKON &amp; NORTH WEST TERRITORIES</u>						
Dawson	58	28,198	6	523	64	28,721
White Horse	60	30,454	-	-	60	30,454
Total	118	58,652	6	523	124	59,175
GRAND TOTAL	84,591	55,509,082	34,561	52,750,461	119,152	108,359,543

SHIPPING, 1951

TABLE 3 (Cont'd)

VESSELS DEPARTED

SUMMARY

Size of Vessel Reg. Net Tons	Coasting Service		Foreign Service		Total		Coasting Service		Foreign Service		Total	
	No.	Reg. Net Tons	No.	Reg. Net Tons	No.	Reg. Net Tons	No.	Reg. Net Tons	No.	Reg. Net Tons	No.	Reg. Net Tons
	TOTAL						NEWFOUNDLAND					
10 - 99 (1)	49,937	10,166,646	12,770	373,826	62,707	10,540,472	4,249	509,170	516	34,180	4,765	543,350
100 - 499	10,337	2,555,074	3,975	995,808	14,312	3,550,882	1,294	333,677	592	141,170	1,886	474,847
500 - 999	6,189	4,910,793	2,577	1,924,034	8,766	6,834,827	616	470,448	312	215,220	928	685,668
1,000 - 1,999	10,384	13,650,306	4,813	6,339,725	15,197	20,000,031	378	508,993	255	354,075	633	863,068
2,000 - 2,999	3,321	7,856,727	2,953	7,664,661	6,274	15,521,278	2	4,657	101	254,039	103	258,696
3,000 - 3,999	3,258	10,587,306	2,123	7,111,321	5,381	17,698,627	1	3,626	66	219,238	67	222,861
4,000 - 4,999 (2)	1,165	5,872,230	3,265	14,527,548	4,430	20,399,778	75	319,075	163	707,115	238	1,026,191
5,000 - 5,999	-	-	960	5,173,300	960	6,173,300	-	-	7	36,587	7	36,587
6,000 & over	-	-	1,125	8,540,348	1,125	8,540,348	-	-	14	92,806	14	92,806
<b>TOTAL</b>	<b>84,591</b>	<b>55,609,082</b>	<b>34,561</b>	<b>52,750,461</b>	<b>119,152</b>	<b>108,359,543</b>	<b>6,615</b>	<b>2,149,646</b>	<b>2,026</b>	<b>2,064,388</b>	<b>8,641</b>	<b>4,204,034</b>
	PRINCE EDWARD ISLAND						NOVA SCOTIA					
10 - 99 (1)	176	14,790	5	369	181	15,159	4,499	261,056	1,840	86,140	6,339	337,196
100 - 499	64	23,100	41	10,987	105	34,087	1,321	282,305	416	106,219	1,737	388,524
500 - 999	25	18,575	1	528	26	19,104	297	228,743	123	94,812	420	323,555
1,000 - 1,999	17	26,130	24	28,841	41	54,961	589	552,519	493	720,753	1,082	1,273,272
2,000 - 2,999	-	-	-	-	-	-	376	798,539	296	782,558	672	1,581,097
3,000 - 3,999	2	7,870	-	-	2	7,870	55	194,708	141	503,275	196	697,981
4,000 - 4,999 (2)	-	-	-	-	-	-	219	933,275	284	1,263,617	503	2,196,892
5,000 - 5,999	-	-	-	-	-	-	-	-	65	352,417	65	352,417
6,000 & over	-	-	-	-	-	-	-	-	248	2,125,639	248	2,125,639
<b>TOTAL</b>	<b>264</b>	<b>90,456</b>	<b>71</b>	<b>40,725</b>	<b>335</b>	<b>131,181</b>	<b>7,356</b>	<b>3,551,145</b>	<b>3,906</b>	<b>6,035,428</b>	<b>11,262</b>	<b>9,586,573</b>
	NEW BRUNSWICK						QUEBEC					
10 - 99 (1)	1,895	69,897	6,260	121,972	7,855	191,559	3,752	480,160	34	2,517	3,786	482,677
100 - 499	765	192,076	36	6,195	801	198,271	3,934	848,412	243	51,750	4,177	900,162
500 - 999	54	40,494	54	44,125	108	84,619	1,091	729,275	409	340,315	1,500	1,069,591
1,000 - 1,999	130	206,227	248	336,112	378	542,339	2,437	3,214,892	1,550	2,024,223	4,087	5,239,115
2,000 - 2,999	323	653,114	112	270,335	435	923,449	185	451,566	367	920,499	552	1,382,065
3,000 - 3,999	3	10,235	97	337,691	100	347,826	301	1,083,783	263	887,132	564	1,970,915
4,000 - 4,999 (2)	7	30,888	120	537,741	127	568,629	414	1,896,826	790	3,490,422	1,204	5,387,249
5,000 - 5,999	-	-	31	169,370	31	169,370	-	-	198	1,075,120	198	1,075,120
6,000 & over	-	-	15	139,720	15	139,720	-	-	198	1,643,463	198	1,643,463
<b>TOTAL</b>	<b>2,877</b>	<b>1,202,621</b>	<b>6,973</b>	<b>1,963,161</b>	<b>9,850</b>	<b>3,165,782</b>	<b>12,114</b>	<b>8,704,914</b>	<b>4,152</b>	<b>10,445,442</b>	<b>16,266</b>	<b>19,180,356</b>
	ONTARIO						MANITOBA					
10 - 99 (1)	1,619	1,376,865	580	20,702	2,199	1,397,567	-	-	-	-	-	-
100 - 499	1,014	274,944	879	200,364	1,893	475,308	-	-	-	-	-	-
500 - 999	1,006	787,812	1,476	1,090,693	2,482	1,878,405	-	-	-	-	-	-
1,000 - 1,999	6,407	7,007,160	1,871	2,493,633	7,278	9,500,793	-	-	-	-	-	-
2,000 - 2,999	841	2,142,094	706	1,741,510	1,547	3,883,604	-	-	2	5,553	2	5,553
3,000 - 3,999	646	2,157,197	791	2,692,543	1,437	4,855,740	-	-	2	6,910	2	6,910
4,000 - 4,999 (2)	386	2,372,388	494	2,232,227	880	4,604,615	-	-	14	61,552	14	61,552
5,000 - 5,999	-	-	436	2,352,594	436	2,352,594	-	-	2	10,344	2	10,344
6,000 - 6,999	-	-	461	3,397,796	461	3,397,796	-	-	-	-	-	-
<b>TOTAL</b>	<b>10,919</b>	<b>16,118,460</b>	<b>7,694</b>	<b>16,227,962</b>	<b>19,613</b>	<b>32,346,423</b>	<b>-</b>	<b>-</b>	<b>20</b>	<b>84,359</b>	<b>20</b>	<b>84,359</b>
	BRITISH COLUMBIA						YUKON AND NORTHWEST TERRITORIES					
10 - 99 (1)	33,988	7,454,810	3,532	107,889	37,520	7,562,699	59	10,208	3	57	62	10,265
100 - 499	1,941	598,988	1,765	478,657	3,706	1,077,645	4	1,872	3	466	7	2,038
500 - 999	3,067	2,609,386	202	138,440	3,269	2,747,826	33	26,059	-	-	33	26,059
1,000 - 1,999	1,404	1,813,582	272	382,088	1,676	2,195,670	22	20,813	-	-	22	20,813
2,000 - 2,999	1,594	3,806,757	1,369	3,680,067	2,963	7,486,824	-	-	-	-	-	-
3,000 - 3,999	2,260	7,129,888	763	2,458,636	3,013	9,588,524	-	-	-	-	-	-
4,000 - 4,999 (2)	64	319,777	1,400	6,234,874	1,464	6,554,651	-	-	-	-	-	-
5,000 - 5,999	-	-	221	1,176,898	221	1,176,898	-	-	-	-	-	-
6,000 & over	-	-	189	1,240,924	189	1,240,924	-	-	-	-	-	-
<b>TOTAL</b>	<b>44,308</b>	<b>23,733,188</b>	<b>9,713</b>	<b>16,898,473</b>	<b>54,021</b>	<b>39,631,661</b>	<b>118</b>	<b>58,652</b>	<b>6</b>	<b>523</b>	<b>124</b>	<b>59,176</b>

(1) Includes the following vessels in Coasting Service:  
 (a) Vessels of 10 - 99 Registered Net Tons,  
 (b) All unriggered vessels,  
 (c) All Tugs,  
 (d) All Sail, fishing vessels,  
 (2) Includes all vessels of 4,000, Registered Net Tons in Coasting Service.

TABLE 4

## VESSELS ENTERED AND DEPARTED IN COASTAL AND FOREIGN SERVICE, BY PROVINCES, BY RIG

1951

Province	Entered							
	Steam		Motor		Sail		Unrigged	
	No.	Reg. Net Tons	No.	Reg. Net Tons	No.	Reg. Net Tons	No.	Reg. Net Tons
<u>Newfoundland</u>								
In Coasting Service	6,516	2,017,199	-	-	92	6,403	70	257,519
In Foreign Service	214	544,057	215	203,606	-	-	-	-
" " " Ballast	368	760,449	1,139	398,173	-	-	-	-
Total	7,098	3,321,705	1,354	601,779	92	6,403	70	257,519
<u>Prince Edward Island</u>								
In Coasting Service	299	86,721	-	-	-	-	6	2,103
In Foreign Service	8	10,698	6	8,950	-	-	-	-
" " " Ballast	12	13,752	17	7,262	-	-	-	-
Total	319	111,171	23	16,212	-	-	6	2,103
<u>Nova Scotia</u>								
In Coasting Service	7,482	3,816,799	-	-	11	634	110	25,662
In Foreign Service	437	1,860,667	528	644,362	-	-	-	-
" " " Ballast	833	2,416,686	1,780	770,491	1	10	66	77,492
Total	8,752	8,094,152	2,308	1,414,853	12	644	176	103,154
<u>New Brunswick</u>								
In Coasting Service	3,080	1,357,952	-	-	1	58	11	4,497
In Foreign Service	228	853,581	424	198,243	-	-	1	1,814
" " " Ballast	219	472,620	5,859	267,466	2	52	15	10,740
Total	3,527	2,684,153	6,283	465,709	3	110	27	17,051
<u>Quebec</u>								
In Coasting Service	12,107	9,794,424	-	-	9	435	755	206,911
In Foreign Service	1,720	4,917,336	546	1,500,821	-	-	-	-
" " " Ballast	633	1,899,876	492	806,119	1	26	-	-
Total	14,460	16,611,636	1,038	2,306,940	10	461	755	206,911
<u>Ontario</u>								
In Coasting Service	10,543	15,897,397	-	-	-	-	532	1,280,501
In Foreign Service	3,601	11,841,611	339	439,517	-	-	409	435,110
" " " Ballast	1,811	1,700,058	1,111	324,524	6	163	169	377,764
Total	15,955	29,439,066	1,450	764,041	6	163	1,110	2,093,375
<u>Manitoba</u>								
In Coasting Service	-	-	-	-	-	-	-	-
In Foreign Service	2	8,490	-	-	-	-	-	-
" " " Ballast	11	45,300	7	30,569	-	-	-	-
Total	13	53,790	7	30,569	-	-	-	-
<u>British Columbia</u>								
In Coasting Service	31,632	20,607,727	-	-	-	-	13,202	5,381,706
In Foreign Service	1,217	4,338,327	1,169	2,312,199	-	-	164	60,948
" " " Ballast	1,270	4,644,092	4,306	1,895,446	13	278	930	408,340
Total	34,119	29,590,146	5,475	4,207,645	13	278	14,296	5,850,994
<u>Yukon and Northwest Territories</u>								
In Coasting Service	60	48,348	-	-	-	-	53	9,802
In Foreign Service	-	-	-	-	-	-	2	200
" " " Ballast	-	-	3	57	-	-	-	-
Total	60	48,348	3	57	-	-	55	10,002
<u>TOTAL - ALL PROVINCES</u>								
In Coasting Service	71,719	53,626,567	-	-	113	7,530	14,739	7,168,701
In Foreign Service	7,427	24,374,767	3,227	5,307,698	-	-	576	498,072
" " " Ballast	5,157	11,952,833	14,714	4,500,107	23	529	1,180	874,336
Total	84,303	89,954,167	17,941	9,807,805	136	8,059	16,495	8,541,109



VESSELS ENTERED AND DEPARTED IN COASTAL AND FOREIGN SERVICE, BY PROVINCES, BY RIG

1951

Entered			Departed									
Total		Steam		Motor		Sail		Unrigged		Total		
No.	Reg. Net Tons	No.	Reg. Net Tons	No.	Reg. Net Tons	No.	Reg. Net Tons	No.	Reg. Net Tons	No.	Reg. Net Tons	
6,678	2,281,121	6,452	1,885,779	-	-	94	6,514	69	257,353	6,615	2,149,646	
429	747,663	394	1,078,907	348	277,036	-	-	-	-	742	1,355,943	
1,507	1,158,622	224	346,789	1,060	351,656	-	-	-	-	1,284	698,445	
8,614	4,187,406	7,070	3,311,475	1,408	628,692	94	6,514	69	257,353	8,641	4,204,034	
305	88,824	275	87,403	-	-	-	-	9	3,053	284	90,456	
14	19,648	14	16,839	49	16,337	-	-	-	-	63	33,176	
29	21,014	6	7,396	2	153	-	-	-	-	8	7,549	
348	129,486	295	111,638	51	16,490	-	-	9	3,053	355	131,181	
7,603	3,843,095	7,232	3,525,387	-	-	11	634	113	25,124	7,356	3,551,145	
965	2,505,029	782	2,217,513	1,029	572,032	-	-	65	77,610	1,876	2,867,155	
2,680	2,264,679	553	2,260,712	1,475	907,282	1	10	1	269	2,030	3,168,273	
11,248	9,612,803	8,567	8,003,612	2,504	1,479,314	12	644	179	103,003	11,262	9,586,573	
3,092	1,362,507	2,865	1,197,862	-	-	1	58	11	4,701	2,877	1,202,621	
653	1,053,638	443	1,215,302	2,910	340,538	-	-	12	7,324	3,365	1,563,164	
6,095	750,878	81	265,396	3,519	129,811	5	122	3	4,668	3,608	399,997	
9,840	3,167,023	3,389	2,678,560	6,429	470,349	6	180	26	16,693	9,850	3,165,782	
12,871	10,001,770	11,350	8,493,460	-	-	9	435	755	211,019	12,114	8,704,914	
2,266	6,418,157	1,481	4,937,708	612	1,595,545	-	-	-	-	2,093	6,533,253	
1,126	2,706,021	1,534	2,946,034	524	966,129	1	26	-	-	2,059	3,912,189	
16,263	19,125,948	14,365	16,377,202	1,136	2,561,674	10	461	755	211,019	16,266	19,150,356	
11,075	17,177,898	10,402	14,873,865	-	-	-	-	517	1,244,595	10,919	16,118,460	
4,349	12,716,238	1,211	2,523,884	282	175,510	-	-	144	313,426	1,639	3,012,820	
3,097	2,402,509	4,391	12,013,510	1,218	664,583	6	163	442	536,886	6,055	13,215,142	
18,521	32,296,645	16,004	29,411,259	1,500	840,093	6	163	1,103	2,094,907	18,613	32,346,422	
-	-	-	-	-	-	-	-	-	-	-	-	
2	8,490	13	53,790	7	30,569	-	-	-	-	20	84,359	
18	75,869	-	-	-	-	-	-	-	-	-	-	
20	84,359	13	53,790	7	30,569	-	-	-	-	20	84,359	
44,834	25,989,433	31,060	18,367,151	-	-	-	-	13,248	5,366,037	44,308	23,733,188	
2,550	6,711,474	2,436	9,124,420	1,217	2,536,506	-	-	953	405,328	4,606	12,066,254	
6,519	6,948,156	572	1,860,567	4,361	1,895,557	14	289	160	75,806	5,107	3,832,219	
53,903	39,649,063	34,068	29,352,138	5,578	4,432,063	14	289	14,361	5,847,171	54,021	39,631,661	
113	58,150	63	48,520	-	-	-	-	55	10,132	118	58,652	
2	200	-	-	-	-	-	-	3	466	3	466	
3	57	-	-	3	57	-	-	-	-	3	57	
118	58,407	63	48,520	3	57	-	-	58	10,598	124	59,175	
86,571	60,802,798	69,699	48,479,427	-	-	115	7,641	14,777	7,122,014	84,591	55,609,082	
11,230	30,180,537	6,774	21,168,363	6,454	5,544,073	-	-	1,177	804,154	14,407	27,516,590	
21,074	17,327,805	7,361	19,700,404	12,162	4,915,228	27	610	606	617,629	20,154	25,233,871	
118,875	108,311,140	83,834	89,348,194	18,616	10,459,301	142	8,251	16,560	8,543,797	119,152	108,359,543	

VESSELS IN FOREIGN SERVICE BY COUNTRY OF REGISTRY, NO., REG. NET TONS, CARGOES, TONS WEIGHT

TABLE 5

ARRIVED AND DEPARTED, 1951

Country of Registry	Atlantic and Lower (1) St. Lawrence River Ports			Great Lakes and Upper (1) St. Lawrence River Ports		
	No.	Reg. Net Tons	Cargoes Tons (2000 lb.)	No.	Reg. Net Tons	Cargoes Tons (2000 lb.)
Africa - British East	A	2	8,711	-	-	-
	D	2	8,711	20,814	-	-
Africa - South	A	5	27,603	31,434	-	-
	D	5	27,603	5,488	-	-
Alaska	A	-	-	-	-	-
	D	-	-	-	-	-
Argentina	A	5	14,334	8,157	-	-
	D	5	14,334	8,201	-	-
Barbados	A	2	544	-	-	-
	D	2	888	-	-	-
Belgium	A	8	25,750	-	-	-
	D	8	25,750	53,225	-	-
Brazil	A	1	1,029	-	-	-
	D	1	1,029	1,902	-	-
Canada	A	9,497	3,481,948	3,639,030	4,482	9,593,093
	D	10,416	4,313,068	2,329,179	4,718	10,656,364
China - Formosa	A	-	-	-	-	-
	D	-	-	-	-	-
Costa Rica	A	1	4,456	-	-	-
	D	1	4,456	11,054	-	-
Cuba	A	1	2,549	6,556	-	-
	D	1	2,549	-	-	-
Cyprus - Malta	A	1	3,231	-	-	-
	D	1	3,231	-	-	-
Denmark	A	108	186,059	88,907	2	904
	D	108	186,059	227,534	2	904
Ecuador	A	2	4,229	-	-	-
	D	2	4,229	2,692	-	-
Eire	A	35	88,677	3,984	-	-
	D	36	91,417	66,466	-	-
Finland	A	11	40,604	56,593	-	-
	D	11	40,604	24,144	-	-

VESSELS IN FOREIGN SERVICE BY COUNTRY OF REGISTRY, NO., REG. NET TONS, CARGOES, TONS WEIGHT  
ARRIVED AND DEPARTED, 1951

Pacific Ports			All Ports		
No.	Reg. Net Tons	Cargoes Tons (2000 lb.)	No.	Reg. Net Tons	Cargoes Tons (2000 lb.)
-	-	-	2	8,711	-
-	-	-	2	8,711	20,814
-	-	-	5	27,603	31,434
-	-	-	5	27,603	5,488
99	5,497	2,238	99	5,497	2,238
103	5,698	5,174	103	5,698	5,174
-	-	-	5	14,334	8,157
-	-	-	5	14,334	8,201
-	-	-	2	544	-
-	-	-	2	888	-
-	-	-	8	25,750	-
-	-	-	8	25,750	53,225
-	-	-	1	1,029	-
-	-	-	1	1,029	1,902
4,062	3,578,771	778,390	18,041	16,653,812	25,227,984
4,214	3,719,365	957,351	19,348	18,688,797	7,905,096
4	17,682	-	4	17,682	-
4	17,682	8,011	4	17,682	8,011
7	33,429	-	8	37,885	-
7	33,429	19,305	8	37,885	30,359
-	-	-	1	2,549	6,556
-	-	-	1	2,549	-
-	-	-	1	3,231	-
-	-	-	1	3,231	-
33	145,616	2,903	143	332,579	94,031
33	145,616	89,908	143	332,579	317,442
-	-	-	2	4,229	-
-	-	-	2	4,229	2,692
-	-	-	35	88,677	3,984
-	-	-	36	91,417	66,466
5	9,595	-	16	50,199	56,593
5	9,595	2,374	16	50,199	26,518

VESSELS IN FOREIGN SERVICE BY COUNTRY OF REGISTRY, NO., REG. NET TONS, CARGOES, TONS WEIGHT

TABLE 5 (Cont'd)

ARRIVED AND DEPARTED, 1951

Country of Registry		Atlantic and Lower (1) St. Lawrence River Ports			Great Lakes and Upper (1) St. Lawrence River Ports		
		No.	Reg. Net Tons	Cargoes Tons (2000 lb.)	No.	Reg. Net Tons	Cargoes Tons (2000 lb.)
France	A	147	264,077	106,106	-	-	-
	D	148	264,224	248,677	-	-	-
Germany	A	91	117,193	44,649	27	13,455	1,382
	D	93	119,833	140,872	27	13,455	5,033
Greece-Dodeconese Islands	A	124	497,383	116,479	-	-	-
	D	124	497,383	627,240	-	-	-
Hawaiian Islands	A	-	-	-	1	497	103
	D	-	-	-	1	497	-
Haiti	A	74	110,973	52,720	-	-	-
	D	76	113,126	175,453	-	-	-
Honduras - British	A	1	2,537	-	-	-	-
	D	1	2,537	-	-	-	-
Iceland	A	6	11,581	-	-	-	-
	D	5	11,416	5,851	-	-	-
India	A	2	8,915	-	-	-	-
	D	2	8,915	1,370	-	-	-
Israel	A	19	80,318	5,600	-	-	-
	D	19	80,318	27,325	-	-	-
Italy	A	182	908,857	556,947	-	-	-
	D	181	904,530	579,054	-	-	-
Japan	A	-	-	-	-	-	-
	D	-	-	-	-	-	-
Liberia	A	16	70,571	11,490	-	-	-
	D	16	70,571	112,571	-	-	-
Malaya-Straits Settlement	A	-	-	-	-	-	-
	D	-	-	-	-	-	-
Mexico	A	-	-	-	-	-	-
	D	-	-	-	-	-	-
Netherlands	A	191	537,906	232,944	82	63,460	10,029
	D	191	537,906	311,036	82	63,460	10,289
New Zealand	A	-	-	-	-	-	-
	D	-	-	-	-	-	-
Norway	A	979	2,185,418	1,606,709	108	84,463	12,921
	D	980	2,197,091	1,649,701	108	84,478	14,231

VESSELS IN FOREIGN SERVICE BY COUNTRY OF REGISTRY, NO., REG. NET TONS, CARGOES, TONS WEIGHT  
ARRIVED AND DEPARTED, 1951

Pacific Ports			All Ports		
No.	Reg. Net Tons	Cargoes Tons (2000 lb.)	No.	Reg. Net Tons	Cargoes Tons (2000 lb.)
32	109,330	12,946	179	373,407	119,052
32	109,330	57,662	180	373,554	306,339
2	6,524	-	120	137,172	46,031
2	6,524	9,623	122	139,812	155,528
94	407,419	2,290	218	904,802	118,769
94	407,419	309,763	218	904,802	937,003
-	-	-	1	497	103
-	-	-	1	497	-
19	83,768	1,102	93	194,741	53,822
19	83,768	50,612	95	196,894	226,065
-	-	-	1	2,537	-
-	-	-	1	2,537	-
-	-	-	6	11,581	-
-	-	-	5	11,416	5,851
1	4,463	-	3	13,378	-
1	4,463	10,332	3	13,378	11,702
-	-	-	19	80,318	5,600
-	-	-	19	80,318	27,325
41	220,645	3,099	223	1,129,502	560,046
41	220,645	106,066	222	1,125,175	685,120
73	304,173	6,939	73	304,173	6,939
73	304,173	487,321	73	304,173	487,321
15	64,795	-	31	135,366	11,490
15	64,795	87,004	31	135,366	199,575
14	76,835	6,778	14	76,835	6,778
14	76,835	20,702	14	76,835	20,702
6	11,288	7,299	6	11,288	7,299
6	11,288	2,302	6	11,288	2,302
61	300,221	22,543	334	901,587	265,516
61	300,221	125,738	334	901,587	447,063
34	141,267	10,894	34	141,267	10,894
34	141,267	33,982	34	141,267	33,982
288	821,331	361,921	1,375	3,091,212	1,981,551
288	821,331	447,192	1,376	3,102,900	2,111,124

VESSELS IN FOREIGN SERVICE BY COUNTRY OF REGISTRY, NO., REG. NET TONS, CARGOES, TONS WEIGHT

TABLE 5 (Concl'd)

ARRIVED AND DEPARTED, 1951

Country of Registry	Atlantic and Lower (1) St. Lawrence River Ports			Great Lakes and Upper (1) St. Lawrence River Ports			
	No.	Reg. Net Tons	Cargoes Tons (2000 lb.)	No.	Reg. Net Tons	Cargoes Tons (2000 lb.)	
Panama	A	477	1,779,339	1,034,475	-	-	-
	D	477	1,779,339	1,747,063	-	-	-
Peru	A	-	-	-	-	-	-
	D	-	-	-	-	-	-
Poland	A	2	15,846	-	-	-	-
	D	2	15,846	-	-	-	-
Puerto Rico	A	1	4,446	-	-	-	-
	D	1	4,446	10,811	-	-	-
Portugal	A	156	89,054	5,465	-	-	-
	D	156	89,054	23,982	-	-	-
St. Pierre-Miquelon	A	102	27,359	2,075	1	792	-
	D	102	27,359	10,467	1	792	-
Spain	A	311	95,954	8,717	-	-	-
	D	311	95,954	14,582	-	-	-
Sweden	A	285	641,591	205,779	26	19,718	2,381
	D	285	641,591	524,442	25	18,871	5,036
Syria - Levant	A	1	2,600	-	-	-	-
	D	1	2,600	8,143	-	-	-
Trinidad	A	1	6,283	16,242	-	-	-
	D	1	6,283	-	-	-	-
United Kingdom	A	1,612	6,773,905	2,464,359	10	8,056	5,104
	D	1,697	7,019,405	5,190,498	2	1,099	-
United States	A	1,856	2,220,894	1,552,271	2,719	5,434,126	2,498,149
	D	1,857	2,225,203	1,015,936	2,715	5,430,241	897,298
Venezuela	A	3	6,010	-	-	-	-
	D	3	6,010	1,410	-	-	-
West Indies-British	A	157	107,237	2	54	48,826	40,204
	D	157	107,237	4,182	54	48,826	-
West Indies - French, Netherlands	A	-	-	-	-	-	-
	D	-	-	-	-	-	-
Yugoslavia	A	7	25,162	-	-	-	-
	D	7	25,162	5,458	-	-	-
TOTAL	A	16,482	20,481,133	11,857,690	7,512	15,267,390	23,383,058
	D	17,492	21,577,267	15,186,823	7,735	16,318,987	5,550,453

(1) Montreal included with Lower St. Lawrence River Ports.

VESSELS IN FOREIGN SERVICE BY COUNTRY OF REGISTRY, NO., REG. NET TONS, CARGOES, TONS WEIGHT  
ARRIVED AND DEPARTED, 1951

Pacific Ports			All Ports		
No.	Reg. Net Tons	Cargoes Tons (2000 lb.)	No.	Reg. Net Tons	Cargoes Tons (2000 lb.)
168	731,567	19,422	645	2,510,906	1,053,897
168	731,567	501,346	645	2,510,906	2,248,409
9	23,626	12,161	9	23,626	12,161
9	23,626	5,404	9	23,626	5,404
-	-	-	2	15,846	-
-	-	-	2	15,846	-
-	-	-	1	4,446	-
-	-	-	1	4,446	10,811
-	-	-	156	89,054	5,465
-	-	-	156	89,054	23,982
-	-	-	103	28,151	2,075
-	-	-	103	28,151	10,467
-	-	-	311	95,954	8,717
-	-	-	311	95,954	14,582
59	192,485	27,913	370	853,794	236,073
59	192,485	97,050	369	852,947	626,528
-	-	-	1	2,600	-
-	-	-	1	2,600	8,143
-	-	-	1	6,283	16,242
-	-	-	1	6,283	-
660	2,922,498	228,755	2,282	9,704,459	2,698,218
763	3,375,327	1,762,766	2,462	10,395,831	6,953,264
3,862	5,645,499	1,518,156	8,437	13,300,519	5,568,576
3,843	5,639,767	1,345,512	8,415	13,295,211	3,258,746
-	-	-	3	6,010	-
-	-	-	3	6,010	1,410
-	-	-	211	156,063	40,206
-	-	-	211	156,063	4,182
1	2,195	2,897	1	2,195	2,897
1	2,195	23	1	2,195	23
-	-	-	7	25,162	-
-	-	-	7	25,162	5,458
9,649	15,860,519	3,028,646	33,643	51,609,042	38,269,394
9,889	16,448,411	6,542,523	35,116	54,344,665	27,279,799

TABLE 6

VESSELS IN FOREIGN SERVICE -  
COUNTRIES ENTERED FROM AND CLEARED FOR  
1951

Countries and Geographical Areas - Entered From and Cleared For -	At Atlantic and St. Lawrence River Ports, Montreal and below				At Great Lakes River Ports	
	Entered		Cleared		Entered	
	No.	Reg. Net Tons	No.	Reg. Net Tons	No.	Reg. Net Tons
Aden	1	4,424	-	-	-	-
Africa - Brit. East, Tanganyika, Kenya	1	19	-	-	-	-
Africa - French, Algeria, Tunis, Ivory Coast	10	41,205	19	67,319	-	-
Africa - French-Equatorial	1	4,299	-	-	-	-
Africa - Portuguese and Mozambique	4	15,525	2	4,456	-	-
Africa - South	12	26,999	18	37,098	-	-
Africa - Spanish	1	3,389	2	7,596	-	-
Alaska	-	-	-	-	-	-
Arabia	-	-	1	15	-	-
Argentina	1	2,136	1	4,585	-	-
Australia	2	5,607	5	22,896	-	-
Austria	-	-	-	-	-	-
Azores - Madeira	4	6,877	4	22,933	-	-
Barbados	30	110,259	5	5,715	-	-
Belgian Congo	1	4,280	-	-	-	-
Belgium	131	491,235	162	548,041	-	-
Bermuda	28	73,313	52	212,441	-	-
Brazil	14	55,438	9	35,453	-	-
Canada	1,969	4,164,699	2,346	5,173,451	312	406,221
Ceylon	-	-	-	-	-	-
Chile	-	-	2	8,760	-	-
China - Formosa	1	5,205	-	-	-	-
Colombia	11	20,819	12	71,870	-	-
Costa Rica	1	4,030	-	-	-	-
Cuba	13	20,026	87	164,082	-	-
Cyprus - Malta	1	6,550	1	4,215	-	-
Denmark	19	60,610	8	26,928	-	-
Dominican Republic	1	3,935	3	5,473	-	-
East Indies - British-Borneo	-	-	1	4,730	-	-
East Indies - French-Indo China	1	5,121	-	-	-	-
Ecuador	-	-	-	-	-	-
Egypt	62	284,741	9	42,254	-	-



VESSELS IN FOREIGN SERVICE -  
COUNTRIES ENTERED FROM AND CLEARED FOR -  
1951

and St. Lawrence above Montreal		At Pacific Ports				At All Ports			
Cleared		Entered		Cleared		Entered		Cleared	
No.	Reg. Net Tons	No.	Reg. Net Tons	No.	Reg. Net Tons	No.	Reg. Net Tons	No.	Reg. Net Tons
-	-	-	-	-	-	1	4,424	-	-
-	-	-	-	-	-	1	19	-	-
-	-	-	-	-	-	10	41,205	19	67,319
-	-	-	-	-	-	1	4,299	-	-
-	-	-	-	3	12,009	4	15,525	5	16,465
-	-	-	-	19	80,331	12	26,999	37	117,429
-	-	-	-	-	-	1	3,389	2	7,596
-	-	523	306,790	534	306,129	523	306,790	534	306,129
-	-	-	-	-	-	-	-	1	15
-	-	2	11,091	-	-	3	13,227	1	4,585
-	-	29	116,335	8	34,966	31	121,942	13	57,862
-	-	1	6,127	-	-	1	6,127	-	-
-	-	-	-	-	-	4	6,877	4	22,933
-	-	1	4,946	1	4,421	31	115,205	6	10,136
-	-	-	-	-	-	1	4,280	-	-
-	-	-	-	3	12,036	131	491,235	165	560,077
-	-	-	-	-	-	28	73,313	52	212,441
-	-	-	-	-	-	14	55,438	9	35,453
348	515,713	1,684	3,741,257	2,219	5,884,232	3,965	8,312,177	4,913	11,573,396
-	-	-	-	1	4,380	-	-	1	4,380
-	-	-	-	1	4,375	-	-	3	13,135
-	-	5	22,748	2	7,118	6	27,953	2	7,118
-	-	-	-	-	-	11	20,819	12	71,870
-	-	2	5,938	1	4,030	3	9,968	1	4,030
-	-	1	4,073	-	-	14	24,099	87	164,082
-	-	-	-	-	-	1	6,550	1	4,215
-	-	-	-	-	-	19	60,610	8	26,928
-	-	-	-	-	-	1	3,935	3	5,473
-	-	10	58,645	1	5,846	10	58,645	2	10,576
-	-	-	-	-	-	1	5,121	-	-
-	-	2	12,261	-	-	2	12,261	-	-
-	-	1	4,396	-	-	63	289,137	9	42,254

TABLE 6 (Cont'd)

VESSELS IN FOREIGN SERVICE -  
COUNTRIES ENTERED FROM AND CLEARED FOR  
1951

Countries and Geographical Areas - Entered From and Cleared For -	At Atlantic and St. Lawrence River Ports, Montreal and below				At Great Lakes River Ports	
	Entered		Cleared		Entered	
	No.	Reg. Net Tons	No.	Reg. Net Tons	No.	Reg. Net Tons
Ireland	37	240,634	40	168,639	-	-
El Salvador	-	-	-	-	-	-
Fiji	1	3,033	-	-	-	-
Finland	-	-	4	7,341	-	-
France - Atlantic - English Channel	76	425,282	188	586,033	-	-
France - Mediterranean	11	53,795	7	32,401	-	-
Germany	118	438,272	82	312,582	-	-
Gibraltar	27	286,541	11	71,623	-	-
Greece - Dodecanese Islands	3	30,487	-	-	-	-
Greenland	15	16,059	15	17,873	-	-
Guam - Other Pacific Islands	-	-	-	-	-	-
Guatemala	-	-	1	1,773	-	-
Guiana - British	12	29,189	42	180,129	-	-
Guiana - Netherlands (Surinam)	-	-	4	17,531	-	-
Hawaiian Islands	-	-	-	-	-	-
Haiti	-	-	9	32,448	-	-
Honduras	-	-	2	6,794	-	-
Honduras - British	1	1,040	-	-	-	-
Hong Kong	-	-	-	-	-	-
Iceland	11	18,522	4	14,756	-	-
India	9	40,121	3	12,935	-	-
Indonesia	-	-	3	12,886	-	-
Iran (Persia)	1	6,301	-	-	-	-
Iraq	2	9,436	-	-	-	-
Israel	3	8,899	9	35,488	-	-
Italy	53	281,080	51	199,345	-	-
Jamaica	36	72,824	17	13,598	-	-
Japan	-	-	12	51,544	-	-
Korea	-	-	-	-	-	-
Liberia	1	5,329	-	-	-	-
Madagascar - Other Indian Ocean Islands	2	4,923	-	-	-	-
Malaya - Straights Settlements - Singapore	1	4,509	1	4,653	-	-

VESSELS IN FOREIGN SERVICE -  
COUNTRIES ENTERED FROM AND CLEARED FOR

1951

and St. Lawrence above Montreal		At Pacific Ports				At all Ports			
Cleared		Entered		Cleared		Entered		Cleared	
No.	Reg. Net Tons	No.	Reg. Net Tons	No.	Reg. Net Tons	No.	Reg. Net Tons	No.	Reg. Net Tons
-	-	-	-	-	-	37	240,634	40	168,639
-	-	1	3,592	-	-	1	3,592	-	-
-	-	1	5,102	-	-	2	8,135	-	-
-	-	-	-	-	-	-	-	4	7,341
1	947	-	-	2	6,588	76	425,282	191	593,568
-	-	-	-	-	-	11	53,795	7	32,401
-	-	-	-	8	3,114	118	438,272	90	315,696
-	-	-	-	1	4,375	27	286,541	12	75,998
-	-	-	-	-	-	3	30,487	-	-
-	-	-	-	-	-	15	16,059	15	17,873
-	-	10	40,584	-	-	10	40,584	-	-
-	-	-	-	-	-	-	-	1	1,773
-	-	-	-	-	-	12	29,189	42	180,129
-	-	-	-	-	-	-	-	4	17,531
-	-	20	116,395	21	112,955	20	116,395	21	112,955
-	-	-	-	-	-	-	-	9	32,448
-	-	-	-	-	-	-	-	2	6,794
-	-	-	-	-	-	1	1,040	-	-
-	-	1	4,459	-	-	1	4,459	-	-
-	-	-	-	-	-	11	18,522	4	14,756
-	-	1	4,446	16	68,475	10	44,567	19	81,410
-	-	3	11,489	1	5,206	3	11,489	4	18,092
-	-	-	-	-	-	1	6,301	-	-
-	-	-	-	-	-	2	9,436	-	-
-	-	-	-	3	12,873	3	8,899	12	48,361
-	-	-	-	3	13,685	53	281,080	54	213,030
-	-	-	-	-	-	36	72,824	17	13,598
-	-	331	1,388,106	90	389,170	331	1,388,106	102	440,714
-	-	2	8,856	-	-	2	8,856	-	-
-	-	-	-	-	-	1	5,329	-	-
-	-	-	-	-	-	2	4,923	-	-
-	-	2	9,566	5	17,430	3	14,075	6	22,083

TABLE 6 (Concl'd)

VESSELS IN FOREIGN SERVICE -  
COUNTRIES ENTERED FROM AND CLEARED FOR  
1951

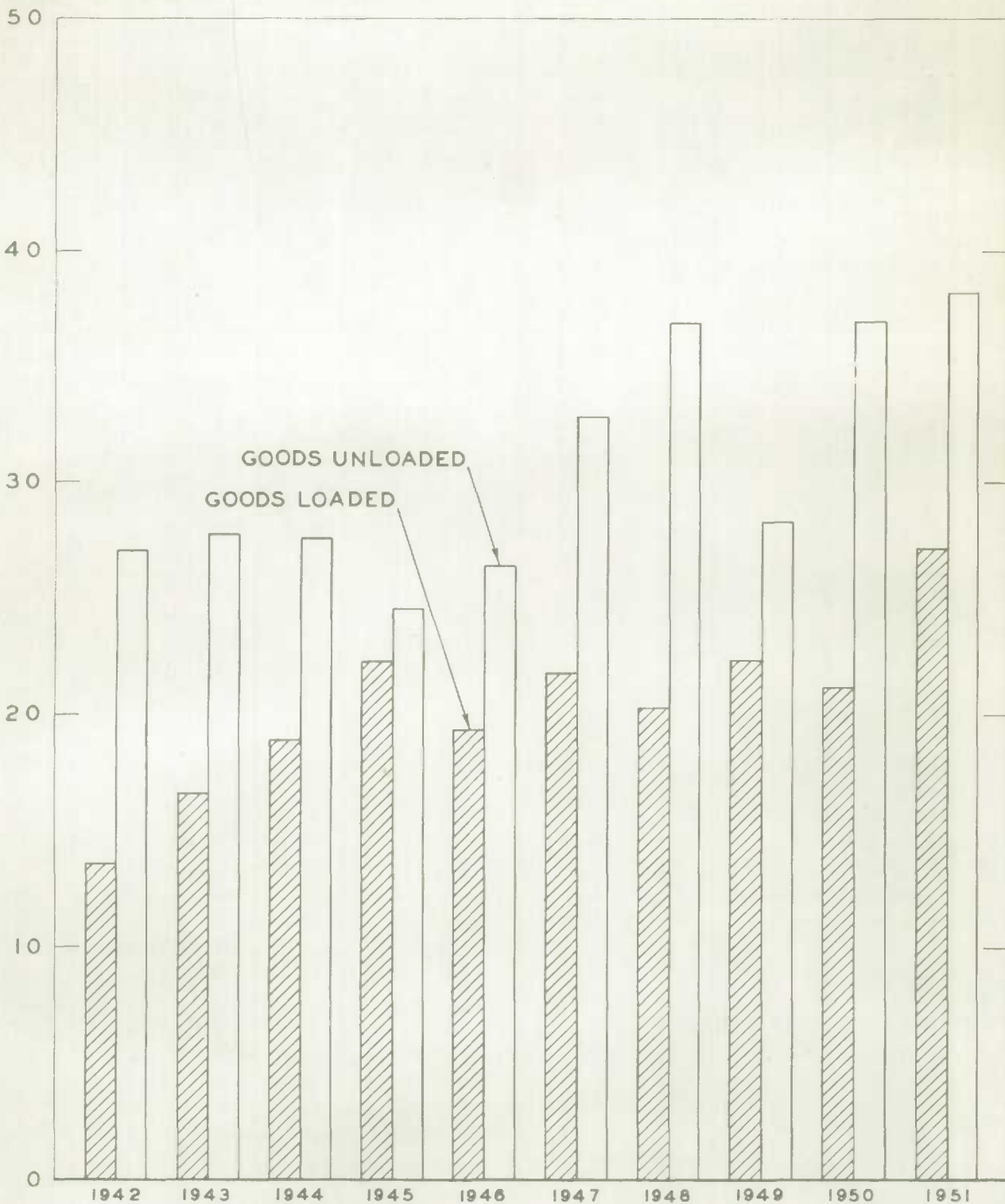
Countries and Geographical Areas - Entered From and Cleared For -	At Atlantic and St. Lawrence River Ports, Montreal and below				At Great Lakes River Ports		
	Entered		Cleared		Entered		
	No.	Reg. Net Tons	No.	Reg. Net Tons	No.	Reg. Net Tons	
Mexico	2	2,188	16	33,175	-	-	
Netherlands	138	459,726	119	391,222	-	-	
New Zealand	62	188,977	4	16,325	-	-	
Norway	-	-	47	118,654	-	-	
Oceania - British	-	-	-	-	-	-	
Pakistan	-	-	2	8,917	-	-	
Panama - Canal Zone	5	13,881	6	22,136	-	-	
Peru	-	-	-	-	-	-	
Philippines	-	-	-	-	-	-	
Poland	1	4,223	-	-	-	-	
Puerto Rico	-	-	29	86,870	-	-	
Portugal	43	197,493	25	41,809	-	-	
St. Pierre - Miquelon	294	44,364	213	41,359	-	-	
Sea - Deep Sea Fishing - Whaling, etc.	2,011	355,517	2,181	396,558	1	22	
Spain	17	60,981	4	4,917	-	-	
Sweden	35	121,741	12	27,220	-	-	
Syria - Levant	43	274,615	29	168,210	-	-	
Thailand - (Siam)	1	3,719	2	10,400	-	-	
Trinidad	220	966,720	39	150,164	-	-	
Turkey	-	-	1	3,970	-	-	
United Kingdom	829	3,311,112	751	2,976,633	4	2,271	
United States - Atlantic - Gulf of Mexico	8,038	3,292,163	8,484	5,178,266	444	300,220	
United States - Pacific	7	4,457	7	10,344	-	-	
United States - Great Lakes	1,095	1,077,893	1,732	1,826,748	6,685	14,410,013	
Uruguay	1	1,212	3	5,160	-	-	
Venezuela	115	681,138	121	592,651	-	-	
West Indies - British - Other	45	43,348	29	68,883	-	-	
West Indies - French, Netherlands - Other	42	227,223	31	165,401	-	-	
Yugoslavia	-	-	7	26,828	-	-	
<b>TOTAL</b>	<b>15,784</b>	<b>18,729,708</b>	<b>17,148</b>	<b>20,623,503</b>	<b>7,446</b>	<b>15,118,747</b>	

VESSELS IN FOREIGN SERVICE -  
COUNTRIES ENTERED FROM AND CLEARED FOR -  
1951

and St. Lawrence above Montreal		At Pacific Ports					At all Ports				
		Cleared		Entered		Cleared		Entered		Cleared	
No.	Reg. Net Tons	No.	Reg. Net Tons	No.	Reg. Net Tons	No.	Reg. Net Tons	No.	Reg. Net Tons	No.	Reg. Net Tons
-	-	-	-	-	-	2	2,188	16	33,175		
1	687	1	4,863	-	-	139	464,589	120	391,909		
-	-	8	34,356	1	4,313	70	223,333	5	20,638		
-	-	-	-	-	-	-	-	47	118,654		
-	-	-	-	1	4,313	-	-	1	4,313		
-	-	-	-	-	-	-	-	2	8,917		
-	-	14	54,144	20	83,481	19	68,025	26	105,617		
-	-	7	19,676	1	2,123	7	19,676	1	2,123		
-	-	4	15,574	8	34,738	4	15,574	8	34,738		
-	-	-	-	-	-	1	4,223	-	-		
-	-	-	-	-	-	-	-	29	86,870		
-	-	-	-	-	-	43	197,493	25	41,809		
-	-	-	-	-	-	294	44,364	213	41,359		
-	-	1,345	32,540	1,504	36,441	3,357	388,079	3,685	432,999		
-	-	-	-	-	-	17	60,981	4	4,917		
-	-	-	-	-	-	35	121,741	12	27,220		
-	-	-	-	-	-	43	274,615	29	168,210		
-	-	1	836	-	-	2	4,555	2	10,400		
-	-	-	-	1	4,308	220	966,720	40	154,472		
-	-	-	-	-	-	-	-	1	3,970		
-	-	23	82,974	175	760,412	856	3,396,357	926	3,737,045		
137	89,626	6	25,740	8	27,567	8,488	3,618,123	8,629	5,295,459		
-	-	5,032	7,539,872	5,056	7,985,432	5,039	7,544,329	5,063	7,995,776		
7,207	15,620,989	-	-	1	14	7,780	15,487,906	8,940	17,447,751		
-	-	-	-	-	-	1	1,212	3	5,160		
-	-	-	-	-	-	115	681,138	121	592,651		
-	-	-	-	-	-	45	43,348	29	68,883		
-	-	-	-	-	-	42	227,223	31	165,401		
-	-	-	-	-	-	-	-	7	26,828		
7,694	16,227,962	9,074	13,697,777	9,719	15,936,886	32,304	47,546,232	34,561	52,788,351		

### CARGOES LOADED FOR FOREIGN COUNTRIES CARGOES UNLOADED FROM FOREIGN COUNTRIES TONS WEIGHT PLUS TONS MEASUREMENT, 1942-1951

MILLION TONS



SHIPPING, 1951

Cargoes Loaded for Foreign Countries  
Cargoes Unloaded from Foreign Countries  
By Ports

TABLE 7

Port	Cargoes Loaded Tons Weight (2000 lb.)	Port	Cargoes Unloaded Tons Weight (2000 lb.)
<u>NEWFOUNDLAND</u>		<u>NEWFOUNDLAND</u>	
<u>Argentia</u>	230	<u>Argentia</u>	2,295
<u>Bay Roberts</u>	2,102	<u>Bay Roberts</u>	571
<u>Bell Island</u>		<u>Bell Island</u>	
Iron ore	989,097	-	-
<u>Botwood</u>		<u>Botwood</u>	
Copper ore and concentrates	13,581	General	609
Other ores and concentrates	87,272	Sulphur	4,897
Pulpwood, pulpwood chips	9,220	Lumber, timber, box, crate, cooperage material	8,004
Newsprint paper	159,066	Containers - empty - wood and metal	471
Paper, other	2,408	Petroleum oils and other petroleum products	17,500
Wood pulp, pulp screenings	8,307	Rails and fastenings	1,401
		Castings and machinery	70
		Cement	1,140
		Newsprint paper	10
		Chemicals and chemical products	45
Total	279,854	Total	34,147
<u>Burin</u>	5,044	<u>Burin</u>	563
<u>Burgeo</u>	2,486	<u>Burgeo</u>	7
<u>Carbonear</u>	970	<u>Carbonear</u>	340
<u>Clareville</u>	4,065	<u>Clareville</u>	-
<u>Cornerbrook</u>		<u>Cornerbrook</u>	
Dressed Meats, fresh, frozen	6	General	2,415
Dressed Meats, cured, salted	2	Tea	12
Pulpwood, pulpwood chips	2,600	Dressed Meats, cured, salted	20
Fish oils	440	Coal - Bituminous	15,969
Castings and machinery	26	Sulphur	12,365
Newsprint paper	282,997	Salt	1,137
Paper, other	5,315	Logs, posts, poles, pitprope, piling	502
Wood pulp, pulp screenings	45,664	Lumber, timber, box, crate, cooperage material	6
Fish, fresh, frozen, cured	3,808	Containers - empty - wood and metal	1,180
		Petroleum oils and other petroleum products	85,628
		Iron & steel (bar-sheet, structural pipe)	783
		Castings and machinery	4,447
		Cement	3,409
		Agricultural implements	10
		Autos, trucks, parts	2
		Canned goods, all canned food products	48
		Chemicals and chemical products	1,634
		All other freight, N.O.S.	53
Total	340,858	Total	129,620

SHIPPING, 1951

Cargoes Loaded for Foreign Countries  
Cargoes Unloaded from Foreign Countries  
By Ports

TABLE 7 (Cont'd)

Port	Cargoes Loaded Tons Weight (2000 lb.)	Port	Cargoes Unloaded Tons Weight (2000 lb.)
<u>NEWFOUNDLAND (Concl'd)</u>		<u>NEWFOUNDLAND (Concl'd)</u>	
Catalina	6,085	Catalina	4,378
Fortune	292	Fortune	408
Goose Bay	717	Goose Bay	43,309
Grand Bank	958	Grand Bank	1,825
<u>Grand Falls</u>		<u>Grand Falls</u>	
Pulpwood, pulpwood chips	94,609	-	-
Harbour Breton	1,268	Harbour Breton	727
Harbour Buffett	1,408	Harbour Buffett	1,780
Harbour Grace	2,477	Harbour Grace	1,043
Lewisporte	-	Lewisporte	25,620
Marystown	198	Marystown	225
Port aux Basques	12,274	Port aux Basques	476
Port Union	126	Port Union	-
St. Anthony	10,203	St. Anthony	12,773
<u>St. John's</u>		<u>St. John's</u>	
General	13,839	General	58,015
Other Animal Products	1,211	Coal - Anthracite	9,828
Skins - raw or undressed	164	Coal - Bituminous	22,891
Asphalt	8	Asphalt	3,248
Pulpwood - pulpwood chips	3,260	Salt	24,629
Lumber, timber, box, crate, cooperage material	20	Logs, posts, poles, pitprops, piling	308
Gasoline	2	Containers empty - wood and metal	73
Animal Oils	3,988	Other forest products	5
Fish oils	58	Gasoline	1,437
Autos, trucks, parts	6	Petroleum oils & other petroleum products	4,605
Fertilizers, all kinds	1,602	Molasses	250
Newsprint paper	53,944	Castings and machinery	214
Wood pulp, pulp screenings	633	Cement	15,007
Fish, fresh, frozen, cured	25,867	Beverages	125
Canned goods, all canned food products	5	Paper, other	11
		Canned goods, all canned food products	1,250
		All other freight, N.O.S.	14
<b>Total</b>	<b>104,607</b>	<b>Total</b>	<b>141,910</b>
St. Lawrence	23,397	St. Lawrence	410
<b>NEWFOUNDLAND PORTS - TOTAL</b>	<b>1,883,325</b>	<b>NEWFOUNDLAND PORTS - TOTAL</b>	<b>402,427</b>



SHIPPING, 1951

TABLE 7 (Cont'd)

Cargoes Loaded for Foreign Countries  
Cargoes Unloaded from Foreign Countries  
By Ports

Port	Cargoes Loaded Tons Weight (2000 lb.)	Port	Cargoes Unloaded Tons Weight (2000 lb.)
<u>PRINCE EDWARD ISLAND</u>		<u>PRINCE EDWARD ISLAND</u>	
Charlottetown	5,611	Charlottetown	21,411
Georgetown	9,246	Georgetown	-
Souris	7,270	Souris	-
Summerside	22,737	Summerside	7,241
PRINCE EDWARD ISLAND PORTS - TOTAL	44,864	PRINCE EDWARD ISLAND PORTS - TOTAL	28,652
<u>NOVA SCOTIA</u>		<u>NOVA SCOTIA</u>	
Abbott's Harbour	935	Abbott's Harbour	201
Amherst	36,751	Amherst	-
Annapolis Royal	4,200	Annapolis Royal	-
Arichat	10	Arichat	-
<u>Baddeck</u>		Baddeck	
Gypsum	226,742		
Barrington Passage	122	Barrington Passage	-
Bridgewater	28,509	Bridgewater	-
Chester	139	Chester	-
Clarke's Harbour	1,678	Clarke's Harbour	788
Digby	36,334	Digby	11
<u>Dingwall</u>		Dingwall	
Gypsum	666,305		-
Freeport	408	Freeport	551
<u>Halifax</u>		<u>Halifax</u>	
General	372,762	General	199,788
Wheat	78,780	Other grain - peas	8
Oats	73	Nuts - peanuts	55
Barley	14	Fruit, dried	7,322
Other grain - peas	1	Coffee	91
Flour - grain	23,826	Tea	1,163
Other mill products - bran, etc.	112	Cocoa-chocolate	150
Apples	75	Other Agricultural Products	400
Potatoes	14,002	Coal-Anthracite	46,053
Other vegetables, fresh	315	Other ores and concentrates	1,112
Other agricultural products	169	Petroleum-crude	889,315
Dressed Meats, fresh, frozen	23	Salt	4,766
Dressed Meats, cured, salted	199	Lumber, timber, box, crate, cooperage material	44
Eggs, butter, cheese, milk products	127	Containers - empty - wood and metal	26

SHIPPING, 1951

TABLE 7 (Cont'd)

Cargoes Loaded for Foreign Countries  
Cargoes Unloaded from Foreign Countries  
By Ports

Port	Cargoes Loaded Tons Weight (2000 lb.)	Port	Cargoes Unloaded Tons Weight (2000 lb.)
<u>NOVA SCOTIA (Cont'd)</u>		<u>NOVA SCOTIA (Cont'd)</u>	
<u>Halifax (Concl'd)</u>		<u>Halifax (Concl'd)</u>	
Coal - bituminous	56	Other forest products	132
Copper ore and concentrates	1,330	Gasoline	41,320
Asbestos-raw	209	Petroleum oils & other petroleum products	297,496
Other mine products	259	Vegetable oils and nut oils	5,661
Logs, posts, poles, pitprops, piling	4,628	Fish oils	25
Pulpwood, pulpwood chips	8,870	Sugar, raw, refined	223
Lumber, timber, box, crate, cooperage mat.	15,117	Molasses	2,258
Other Forest products	1	Iron and steel (bar, sheet, structural, pipe)	4,760
Petroleum oils and other petroleum prod.	18	Cement	8,000
Vegetable oils and nut oils	27	Autos, trucks, parts	104
Animal oils	616	Beverages	971
Fish oils	1	Fertilizers, all kinds	9,733
Molasses	53	Fish, fresh, frozen, cured	1,059
Scrap iron and steel	5	Canned goods, all canned food products	6,476
Iron and steel (bar, sheet, structural, pipe)	9	All other freight, N.O.S.	6,523
Aluminium, pigs, bars, rods, etc.	2,204		
Bricks	41		
Autos, trucks, parts	21		
Beverages	7		
Fertilizers, all kinds	2,315		
Newsprint paper	2,974		
Paper, other	107		
Wood pulp and pulp screenings	5,040		
Fish, fresh, frozen, cured	9,607		
Canned goods, all canned food products	295		
Chemicals & chemical products	427		
All other freight, N.O.S.	2,935		
<b>Total</b>	<b>547,650</b>	<b>Total</b>	<b>1,535,034</b>
<u>Hantsport</u>		<u>Hantsport</u>	
Gypsum	1,831,598		
Wood pulp, pulp screenings	36,270		
Canned goods, all canned food prod.	85		
<b>Total</b>	<b>1,867,953</b>	<b>Total</b>	<b>-</b>

SHIPPING, 1951

TABLE 7 (Cont'd)

Cargoes Loaded for Foreign Countries  
Cargoes Unloaded from Foreign Countries  
By Ports

Port	Cargoes Loaded Tons Weight (2000 lb.)	Port	Cargoes Unloaded Tons Weight (2000 lb.)
<u>NOVA SCOTIA (Cont'd)</u>		<u>NOVA SCOTIA (Cont'd)</u>	
Isaac's Harbour	6,531	Isaac's Harbour	-
La Have	762	La Have	411
<u>Liverpool</u>		<u>Liverpool</u>	
Fertilizers, all kinds	4,325	General	2
Newsprint paper	109,342	Coal-bituminous	12,969
Wood pulp - pulp screenings	3,825	Sulphur	2,400
		Salt	180
		Containers, empty, wood & metal	719
		All other freight, N.O.S.	21
Total	117,492	Total	16,291
Lockeport	19	Lockeport	583
Louisburg		Louisburg	1
Lunenburg	460	Lunenburg	2,782
Margaretville	2,950	Margaretville	-
Meteghan River	482	Meteghan River	17
North Sydney	40,217	North Sydney	51
Parrsboro	23,024	Parrsboro	-
Pictou	13,174	Pictou	-
Riverport	448	Riverport	2,724
Sheet Harbour	27,060	Sheet Harbour	-
Shelburne	7,631	Shelburne	213
<u>Sydney</u>		<u>Sydney</u>	
Coal - bituminous	11,292	Iron Ore	120,482
		Sulphur	2,609
		Sand, gravel, crushed, stone	2,760
		Other mine products	256
		petroleum oils & other petroleum products	114,196
		Molasses	227
		Brick	10,985
Total	11,292	Total	251,515
Tiverton	446	Tiverton	-
Tusket Islands	763	Tusket Islands	77
<u>Walton</u>		<u>Walton</u>	
Gypsum	206,985		

SHIPPING, 1951

TABLE 7 (Cont'd)

Cargoes Loaded for Foreign Countries  
Cargoes Unloaded from Foreign Countries  
By Ports

Port	Cargoes Loaded Tons Weight (2000 lb.)	Port	Cargoes Unloaded Tons Weight (2000 lb.)
<u>NOVA SCOTIA (Concl'd)</u>		<u>NOVA SCOTIA (Concl'd)</u>	
<u>Walton (Concl'd)</u>		<u>Walton (Concl'd)</u>	
Other ores and concentrates	90,462		
Pulpwood, pulpwood chips	1,200		
Wood pulp, pulp screenings	840		
Total	299,487	Total	-
Weymouth	9,211	Weymouth	13
Windsor	3,252	Windsor	15,751
Wolfville	17,829	Wolfville	4,289
Yarmouth	18,498	Yarmouth	9,818
NOVA SCOTIA PORTS - TOTAL	4,018,764	NOVA SCOTIA PORTS - TOTAL	1,841,121
<u>NEW BRUNSWICK</u>		<u>NEW BRUNSWICK</u>	
Bathurst	1,700	Bathurst	9,557
Black's Harbour	4,673	Black's Harbour	1,797
Buctouche	45,998	Buctouche	-
<u>Campbellton</u>		<u>Campbellton</u>	
Pulpwood, pulpwood chips	62,082	Sulphur	18,267
Lumber, timber, box, crate, cooperage material	4,121	Castings and machinery	2
Total	66,203	Total	18,269
Campobello	3,066	Campobello	-
<u>Caraquet</u>		<u>Caraquet</u>	
Logs, posts, poles, pitprops, piling	23,410	All other freight, N.O.S.	475
Pulpwood, pulpwood chips	37,883		
Total	61,293	Total	475
<u>Chatham</u>		<u>Chatham</u>	
Logs, posts, poles, pitprops, piling	14,343		
Pulpwood - pulpwood chips	44,009		
Castings and machinery	90		
Total	58,442	Total	-
<u>Dalhousie</u>		<u>Dalhousie</u>	
Pulpwood - pulpwood chips	1,825	Coal - bituminous	2,757
Newsprint paper	90,675	Sulphur	4,786
		Containers - empty - wood & metal	36
Total	92,500	Total	7,579

SHIPPING, 1951

TABLE 7 (Cont'd)

Cargoes Loaded for Foreign Countries  
Cargoes Unloaded from Foreign Countries  
By Ports

Port	Cargoes Loaded Tons Weight (2000 lb.)	Port	Cargoes Unloaded Tons Weight (2000 lb.)
<u>NEW BRUNSWICK (Cont'd)</u>		<u>NEW BRUNSWICK (Cont'd)</u>	
Grand Harbour	697	Grand Harbour	-
Lord's Cove	7,169	Lord's Cove	426
Moncton	22,212	Moncton	-
<u>Newcastle</u>		<u>Newcastle</u>	-
Logs, posts, poles, pitprops, piling	37,192		
Pulpwood - pulpwood chips	41,626		
Lumber, timber, box, crate, cooper- age material	9,057		
Total	87,875	Total	-
North Head	2,879	North Head	503
<u>Richibucto</u>		<u>Richibucto</u>	
Pulpwood - pulpwood chips	63,618	-	-
St. Andrews	4,875	St. Andrews	4,896
<u>Saint John</u>		<u>Saint John</u>	
General	786,716	General	307,633
Wheat	149,913	Bananas	4,590
Corn	1,117	Fruit, dried	2,658
Oats	989	Coffee	72
Barley	13,339	Wool	5
Rye	3,965	Coal, Anthracite	19,809
Flaxseed	1,496	Sulphur	8,596
Grain, N.O.S.	165	Lumber, timber, box, crate, cooper- age material	4,098
Flour - grain	17,799	Petroleum oils & other petroleum products	41,284
Potatoes	28,837	Sugar, raw, refined	182,489
Other seeds - cloverseed	283	Molasses	1,670
Wool	2	Iron & steel (bar, sheet, structural, pipe)	635
Other ores & concentrates	12	Cement	2,214
Logs, posts, poles, pitprops, piling	28,456	Beverages	136
Pulpwood - pulpwood chips	119,054	Fertilizers, all kinds	34,242
Lumber, timber, box, crate, cooper- age material	27,182	Canned goods, all canned food products	969
Other forest products	3,936		
Beverages	8		
Newsprint paper	16,245		
Wood pulp, pulp screenings	6,827		

SHIPPING, 1951

TABLE 7 (Cont'd)

Cargoes Loaded for Foreign Countries  
Cargoes Unloaded from Foreign Countries  
By Ports

Port	Cargoes Loaded Tons Weight (2000 lb.)	Port	Cargoes Unloaded Tons Weight (2000 lb.)
<u>NEW BRUNSWICK</u> (Concl'd) <u>Saint John</u> (Concl'd) Fish, fresh, frozen, cured 272 Canned goods, all canned food products 370 All other freight, N.O.S. 9 Total 1,206,992		<u>NEW BRUNSWICK</u> (Concl'd) <u>Saint John</u> (Concl'd) Total 611,100	
St. Martin's 10,400 St. Stephen - Wilson's Beach 3,746 Woodward's Cove 1,210		St. Martin's - St. Stephen 2,300 Wilson's Beach 33 Woodward's Cove -	
NEW BRUNSWICK PORTS - TOTAL 1,745,548		NEW BRUNSWICK PORTS - TOTAL 656,935	
<u>QUEBEC</u> <u>Baie Comeau</u> Newsprint paper 151,419 Wood pulp, pulp screenings 29,280 Total 180,699		<u>QUEBEC</u> <u>Baie Comeau</u> Coal - bituminous 45,470 Sulphur 3,181 Containers - empty - wood & metal 582 Autos, trucks, parts 1 Fertilizers, all kinds 5 Newsprint paper 45 Total 49,284	
<u>Beauharnois</u> Manganese ore 5,750 Other ores and concentrates 51,763 Total 57,513		<u>Beauharnois</u> - - Total -	
Chandler 8,875 <u>Chicoutimi</u> Total -		Chandler 41,353 <u>Chicoutimi</u> Coal - anthracite 10,608 Coal - bituminous 13,062 Sulphur 3,472 Total 27,142	
Gaspé 41,594 <u>Godbout</u> Pulpwood - pulpwood chips 82,200 Grindstone 1,238 Levis - <u>Matane</u> Pulpwood - pulpwood chips 108,925		Gaspé 146 <u>Godbout</u> - - Grindstone 694 Levis 1,792 <u>Matane</u> - -	

SHIPPING, 1951

TABLE 7 (Cont'd)

Cargoes Loaded for Foreign Countries  
Cargoes Unloaded from Foreign Countries  
By Ports

Port	Cargoes Loaded Tons Weight (2000 lb.)	Port	Cargoes Unloaded Tons Weight (2000 lb.)
<u>QUEBEC (Cont'd)</u>		<u>QUEBEC (Cont'd)</u>	
<u>Montreal</u>		<u>Montreal</u>	
General	1,662,283	General	1,193,471
Wheat	1,913,383	Wheat	44,065
Corn	6,339	Corn	25,813
Oats	77,451	Barley	2,736
Barley	238,273	Soya Beans	16,515
Rye	57,337	Flour - Grain	20
Flaxseed	23,809	Nuts-Peanuts	1,262
Soya Beans	53,734	Other Fruit, fresh	121
Grain, n.o.s.	4,358	Fruit, dried	25
Flour - Grain	101,456	Coffee	19,486
Other Mill Products - Bran, etc.	385	Tea	200
Potatoes	242	Cocoa, chocolate	164
Other Agricultural Products	694	Other Agricultural Products	1,118
Hay and Straw	56	Other Live Animals	3
Dressed Meats, fresh	173	Eggs, butter, cheese, milk products	4,815
Dressed Meats, cured, salted	578	Coal - Anthracite	178,646
Coal - Bituminous	2,525	Coal - Bituminous	1,054,610
Coke	3,848	Iron Ore	221,981
Iron Ore	219,030	Bauxite	11,635
Asbestos, raw	585	Asbestos - raw	250
Other Ores & Concentrates	1,166	Sulphur	30,819
Salt	181	Manganese Ore	7,896
Lumber, timber, box, crate, cooerage material	1,607	Other Ores & Concentrates	54,433
Containers - empty - wood and metal	622	Asphalt	134
Gasoline	184	Petroleum - crude	1,299,328
Vegetable oils & nut oils	19	Slate, Dimension & Block Stone	110
Sugar, raw, refined	112	Other Mine Products	26,724
Iron & Steel (bar, sheet, structural, pipe)	208	Lumber, timber, box, crate, cooerage material	2,169
Aluminium, pigs, bars, rods, etc.	450	Containers, empty, wood & metal	6
Brick	25	Other Forest Products	51
Autos, trucks, parts	118	Gasoline	81,516
Beverages	302	Petroleum oils & other petroleum prod.	314,401
Newsprint paper	1,683	Vegetable oils & nut oils	20
Paper, other	668	Animal oils	10,022
Paperboard, pulpwood, wallboard	821	Sugar, raw, refined	271,121
Wood pulp, pulp screenings	60	Molasses	21,335
Canned Goods, all canned food products	1,044	Scrap Iron & Steel	2,720
All other freight, n.o.s.	2,227	Iron & steel (bar, sheet, structural, pipe)	14,291
		Rails & fastenings	4,172

SHIPPING, 1951

TABLE 7 (Cont'd)

Cargoes Loaded for Foreign Countries  
Cargoes Unloaded from Foreign Countries  
By Ports

Port	Cargoes Loaded Tons Weight (2000 lb.)	Port	Cargoes Unloaded Tons Weight (2000 lb.)
<u>QUEBEC (Cont'd)</u> <u>Montreal (Concl'd)</u>		<u>QUEBEC (Cont'd)</u> <u>Montreal (Concl'd)</u>	
		Castings & Machinery	92
		Cement	4,100
		Autos	4,323
		Beverages	5,215
		Fertilizers, all kinds	85,366
		Fish, fresh, frozen, cured	20
		Canned Goods, all canned food products	10,269
		Chemicals & chemical products	667
		All other freight, n.o.s.	607
Total	4,378,036	Total	5,028,863
<u>Paspébiac</u>		<u>Paspébiac</u>	
Pulpwood, pulpwood chips	73,312		
Lumber, timber, box, crate, cooperage material	3,276		
Total	76,588	Total	-
<u>Pointe-au-Pic</u>	7,981	<u>Pointe-au-Pic</u>	-
<u>Port Alfred</u>		<u>Port Alfred</u>	
General	74	General	6,421
Eggs, butter, cheese, milk products	465	Coal - Bituminous	337,965
Bauxite	112	Coke	7,023
Other Ores & Concentrates	74,157	Bauxite	2,138,722
Other Mine Products	429	Sulphur	25,161
Aluminium, pigs, bars, rods, etc.	183,593	Other Ores & Concentrates	2,444
Newsprint Paper	113,847	Salt	38,429
Wood Pulp, Pulp Screening	19,382	Petroleum oils & other Petroleum Products	120,078
Chemicals & chemical products	2,384	Pitch, tar, creosote	5,368
All other freight, n.o.s.	1,217	Molasses	516
		Iron & steel (bar, sheet, structural, pipe)	199
		Cement	338
		Brick	1,285
		Chinaware	9
		Chemicals & chemical products	36,898
		All other freight, n.o.s.	222
Total	395,660	Total	2,721,078
<u>Quebec</u>		<u>Quebec</u>	
General	33,388	General	20,755
Wheat	305,451	Other grain - peas	10
Oats	40,039	Nuts - peanuts	25
Barley	188,273	Other fruit, fresh	54
Rye	21,421	Cattle & calves	25



- 45 -  
SHIPPING, 1951

TABLE 7 (Cont'd)

Cargoes Loaded for Foreign Countries  
Cargoes Unloaded from Foreign Countries  
By Ports

Port	Cargoes Loaded Tons Weight (2000 lb.)	Port	Cargoes Unloaded Tons Weight (2000 lb.)
<u>QUEBEC (Cont'd)</u>		<u>QUEBEC (Cont'd)</u>	
Quebec (Concl'd)		Quebec (Concl'd)	
Flour - grain	13,877	Coal - Anthracite	46,165
Other mill products - bran, etc.	1,696	Coal - bituminous	206,672
Dressed meats, cured, salted	55	Sulphur	20,079
Eggs, butter, cheese, milk products	101	Salt	5
Hides, leather	1	Slate, dimension & block stone	460
Other Animal Products	334	Lumber, timber, box, crate, cooperage material	200
Asbestos- raw	85,603	Gasoline	24,858
Other ores & concentrates	34,948	Petroleum oils & other petroleum prod.	154,783
Other Mine Products	998	Sugar, raw, refined	389
Logs, posts, poles, pitprops, piling	480	Molasses	3,812
Pulpwood, pulpwood chips	30,319	Iron & steel (bar, sheet, structural, pipe)	3,390
Lumber, timber, box, crate, cooperage material	6,758	Castings & machinery	405
Containers, empty, wood and metal	14	Cement	957
Other Forest Products	3,276	Brick	554
Petroleum oils & other petroleum products	72	Agricultural Implements	117
Aluminium, pigs, bars, rods, etc.	1,317	Beverages	1,122
Autos, trucks, parts	4	Fertilizers, all kinds	4,617
Fertilizers, all kinds	204	Paperboard, pulpboard, wallboard	26
Newsprint paper	25,199	Fish, fresh, frozen, cured	121
Paperboard, pulpboard, wallboard	3,137	Canned goods, all canned food products	666
Wood Pulp, Pulp Screenings	35,949	All other freight, n.o.s.	2,333
Fish, fresh, frozen, cured	15		
Canned goods, all canned food products	267		
Chemicals & chemical products	39		
All other freight, n.o.s.	623		
<b>Total</b>	<b>833,858</b>	<b>Total</b>	<b>492,600</b>
<u>Rimouski</u>		<u>Rimouski</u>	
Asphalt	2,544		
Pulpwood, pulpwood chips	38,440		
Lumber, timber, box, crate, cooperage material	13,468		
Other forest products	1,082		
<b>Total</b>	<b>55,534</b>	<b>Total</b>	<b>-</b>
Rivière-du-Loup	8,535	Rivière-du-Loup	-
St. Jean	-	St. Jean	16,910
Seven Islands	31,709	Seven Islands	-

SHIPPING, 1951

TABLE 7 (Cont'd)

Cargoes Loaded for Foreign Countries  
Cargoes Unloaded from Foreign Countries  
By Ports

Ports	Cargoes Loaded Tons Weight (2000 lb.)	Ports	Cargoes Unloaded Tons Weight (2000 lb.)
<u>QUEBEC (Concl'd)</u>		<u>QUEBEC (Concl'd)</u>	
<u>Sorel</u>		<u>Sorel</u>	
General	98	Corn	16,726
Wheat	313,567	Coal - bituminous	13,304
Corn	48,126	Sulphur	50,803
Oats	2,719	Molasses	585
Barley	114,378	Castings & machinery	559
Rye	13,339	Fertilizers, all kinds	100,360
Petroleum oils & other petroleum products	1,902	Chemicals & chemical products	6,800
All other freight, n.o.s.	946		
<b>Total</b>	<b>495,075</b>	<b>Total</b>	<b>189,137</b>
<u>Three Rivers</u>		<u>Three Rivers</u>	
General	41,285	General	569
Wheat	341,136	Corn	1,768
Corn	11,032	Coal - anthracite	2,210
Asbestos - raw	16,578	Coal - bituminous	275,986
Pulpwood, pulpwood chips	1,477	Sulphur	18,672
Containers - empty - wood & metal	41	Other Mine Products	7,473
Other forest products	1	Containers, empty, wood & metal	29
Petroleum oils & other petroleum products	540	Gasoline	5,535
Castings & machinery	1	Petroleum oils & other petroleum products	25,012
Aluminium, pigs, bars, rods, etc.	2,917	Molasses	1,379
Newsprint paper	102,081	Iron, pig, bloom	11,514
Wood pulp, pulp screenings	1,951	Iron & steel (bar, sheet, structural, pipe)	9
Canned goods, all canned food products	104	Cement	2,398
Chemicals, and chemical products	7,394	All other freight, n.o.s.	9
All other freight, n.o.s.	143		
<b>Total</b>	<b>526,681</b>	<b>Total</b>	<b>352,563</b>
<b>QUEBEC PORTS - TOTAL</b>	<b>7,290,701</b>	<b>QUEBEC PORTS - TOTAL</b>	<b>8,921,562</b>
<u>ONTARIO</u>		<u>ONTARIO</u>	
<u>Amherstburg</u>		<u>Amherstburg</u>	
Sand, gravel, crushed stone	1,925	Coal - bituminous	126,637
Limestone	529	Coke	25,840
Chemicals & chemical products	120	Gasoline	1,222
		Iron & steel (bar, sheet, structural, pipe)	214
		All other freight, n.o.s.	50
<b>Total</b>	<b>2,574</b>	<b>Total</b>	<b>153,963</b>

SHIPPING, 1951

TABLE 7 (Cont'd)

Cargoes Loaded for Foreign Countries  
Cargoes Unloaded from Foreign Countries  
By Ports

Ports	Cargoes Loaded Tons Weight (2000 lb.)	Ports	Cargoes Unloaded Tons Weight (2000 lb.)
<u>ONTARIO (Cont'd)</u> <u>Belleville</u>		<u>ONTARIO (Cont'd)</u> <u>Belleville</u>	
		Coal - bituminous	181,937
		Gasoline	1,350
		Petroleum	8,770
		Molasses	2,500
Total	-	Total	194,557
<u>Blind River</u>		<u>Blind River</u>	
Pulpwood, pulpwood chips	55,500		
Lumber, timber, box, crate, cooperage material	6,357		
Total	61,857	Total	-
<u>Britt</u>		<u>Britt</u>	
		Coal - bituminous	500,110
Brockville		Brockville	29,729
Total	-	Total	29,729
<u>Chatham</u>	-	<u>Chatham</u>	17,653
<u>Cobourg</u>	-	<u>Cobourg</u>	42,014
<u>Collingwood</u>	-	<u>Collingwood</u>	42,076
<u>Cornwall</u>		<u>Cornwall</u>	
Newsprint paper	550	Coal - bituminous	259,734
Wood pulp, pulp screenings	2,168	Salt	11,950
Total	2,718	Total	271,684
<u>Erieau</u>		<u>Erieau</u>	
		Coal - bituminous	279,885
		Fertilizers, all kinds	1,609
Total	-	Total	281,494
<u>Fort Frances</u>	68	<u>Fort Frances</u>	2
<u>Fort William</u>		<u>Fort William</u>	
Wheat	506,772	Coal - anthracite	5,830
Oats	90,177	Coal - bituminous	1,371,538
Barley	104,660	Coke	4,266
Rye	40,706	Sulphur	11,730
Other mill products - bran, etc.	21,271	Limestone	29,199
Fire wood, hogged fuel	4	Gasoline	30,578
Pulpwood, pulpwood chips	7,200	Agricultural implements	800
Newsprint paper	82,374		
Total	853,164	Total	1,453,941

SHIPPING, 1951

TABLE 7 (Cont'd)

Cargoes Loaded for Foreign Countries  
Cargoes Unloaded from Foreign Countries  
By Ports

Port	Cargoes Loaded Tons Weight (2000 lb.)	Port	Cargoes Unloaded Tons Weight (2000 lb.)
<u>ONTARIO (Cont'd)</u>		<u>ONTARIO (Cont'd)</u>	
Gananoque	-	Gananoque	4,202
Goderich	-	Goderich	41,256
<u>Hamilton</u>		<u>Hamilton</u>	
General	611	General	2,027
Iron, pig, bloom	11,200	Soya Beans	5,288
Autos, trucks, parts	37	Coal - bituminous	1,991,955
All other freight, n.o.s.	3,100	Coke	2,858
		Iron ore	1,647,395
		Sand, gravel, crushed stone	25,230
		Limestone	133,217
		Gasoline	27,756
		Petroleum oils & other petroleum prod.	223,153
		Vegetable oils & nut oils	593
		Scrap iron & steel	16,800
Total	14,948	Total	4,076,272
Hilton Beach	459	Hilton Beach	-
Kenora	5	Kenora	-
<u>Killarney</u>		<u>Killarney</u>	
Other ores & concentrates	128,500		
<u>Kingston</u>		<u>Kingston</u>	
		Corn	3,388
		Flaxseed	3,093
		Coal - anthracite	1,000
		Coal - bituminous	88,735
		Petroleum oils & other petroleum prod.	4,495
		All other freight, n.o.s.	20
Total	-	Total	100,731
Kingsville	-	Kingsville	15,373
<u>Little Current</u>		<u>Little Current</u>	
Other ores & concentrates	95,000	Coal - bituminous	722,427
Pulpwood, pulpwood chips	20,025	Coke	14,100
		Salt	13,550
		Petroleum oils & other petroleum prod.	6,071
Total	115,025	Total	756,148

SHIPPING, 1951

TABLE 7 (Cont'd)

Cargoes Loaded for Foreign Countries  
Cargoes Unloaded from Foreign Countries  
By Ports

Port	Cargoes Loaded Tons Weight (2000 lb.)	Port	Cargoes Unloaded Tons Weight (2000 lb.)
<u>ONTARIO (Cont'd)</u>		<u>ONTARIO (Cont'd)</u>	
<u>Michipicoten Harbour</u>		<u>Michipicoten Harbour</u>	
Iron ore	767,728	Coal-bituminous	321,437
Pulpwood, pulpwood chips	109,766	Sulphur	9,114
		All other freight, n.o.s.	5
Total	877,494	Total	330,556
<u>Midland</u>	-	<u>Midland</u>	
		Coal - bituminous	194,166
<u>Morrisburg</u>	-	<u>Morrisburg</u>	6,617
<u>Napanee</u>	-	<u>Napanee</u>	19,351
<u>Niagara Falls</u>		<u>Niagara Falls</u>	-
Sand, gravel, crushed stone	100,782		
<u>Oshawa</u>		<u>Oshawa</u>	
		Coal - bituminous	99,660
		Gasoline	654
		Petroleum oils & other petroleum prod.	29,376
Total	-	Total	129,690
<u>Owen Sound</u>	-	<u>Owen Sound</u>	28,110
<u>Parry Sound</u>	-	<u>Parry Sound</u>	
		Coal - bituminous	344,945
<u>Pelee Island</u>	-	<u>Pelee Island</u>	609
<u>Penetanguishene</u>	1,200	<u>Penetanguishene</u>	-
<u>Picton</u>	-	<u>Picton</u>	10,740
<u>Pigeon River</u>	20,926	<u>Pigeon River</u>	6,642
<u>Point Pelee</u>		<u>Point Pelee</u>	-
Sand, gravel, crushed stone	188,900		
<u>Port Arthur</u>		<u>Port Arthur</u>	
Wheat	457,394	Coal - anthracite	5,304
Oats	443,820	Coal - bituminous	177,988
Barley	153,454	Limestone	4,076
Rye	34,856	Petroleum oils & other petroleum prod.	16,996
Other mill products - bran, etc.	46,666	Pitch, tar, creosote	2,500
Iron ore	1,305,019	Autos, trucks, parts	6
Pulpwood, pulpwood chips	380,362	All other freight, n.o.s.	25
Lumber, timber, box, crate, cooperage mat.	35		
Newsprint paper	8,530		
Wood pulp, pulp screenings	61,985		
Total	2,892,121	Total	206,895

SHIPPING, 1951

TABLE 7 (Cont'd)

Cargoes Loaded for Foreign Countries  
Cargoes Unloaded from Foreign Countries  
By Ports

Port	Cargoes Loaded Tons Weight (2000 lb.)	Port	Cargoes Unloaded Tons Weight (2000 lb.)
<u>ONTARIO (Cont'd)</u>		<u>ONTARIO (Cont'd)</u>	
<u>Port Burwell</u>		<u>Port Burwell</u>	
		Coal-bituminous	75,285
		Petroleum oils & other petroleum prod.	3,167
Total	-	Total	78,452
<u>Port Colborne</u>		<u>Port Colborne</u>	
Flour - grain	1,642	Wheat	111,170
		Corn	17,724
		Soya Beans	40,367
		Coal - bituminous	222,408
		Coke	4,688
		Iron ore	263,246
		Sand, gravel, crushed stone	3,850
		Limestone	74,095
		Petroleum oils & other petroleum prod.	21,632
Total	1,642	Total	759,180
<u>Port Credit</u>		<u>Port Credit</u>	
		Petroleum - crude	639,096
		Petroleum oils & other petroleum prod.	126,676
Total	-	Total	765,772
<u>Port Dover</u>	-	<u>Port Dover</u>	9,247
<u>Port Hope</u>	-	<u>Port Hope</u>	19,837
<u>Port Lambton</u>	-	<u>Port Lambton</u>	4,298
<u>Port Maitland</u>		<u>Port Maitland</u>	
		Coal - bituminous	102,698
		Fertilizers, all kinds	4,840
Total	-	Total	107,538
<u>Port McNicoll</u>		<u>Port McNicoll</u>	
		Wheat	33,675
		Corn	7,026
		Coal - bituminous	16,000
Total	-	Total	56,701
<u>Port Stanley</u>		<u>Port Stanley</u>	
		Coal - bituminous	157,727
		Coke	8,052
		Gasoline	13,122
		Petroleum oils & other petroleum prod.	24,380
Total	-	Total	203,281

SHIPPING, 1951

TABLE 7 (Cont'd)

Cargoes Loaded for Foreign Countries  
Cargoes Unloaded from Foreign Countries  
By Ports

Port	Cargoes Loaded Tons Weight (2000 lb.)	Port	Cargoes Unloaded Tons Weight (2000 lb.)
<u>ONTARIO (Cont'd)</u> <u>Prescott</u>		<u>ONTARIO (Cont'd)</u> <u>Prescott</u>	
		Wheat	16,500
		Corn	131,216
		Rye	3,472
		Soya Beans	2,490
		Coal - bituminous	863,782
		All other freight, n.o.s.	1
Total	-	Total	1,017,461
<u>St. Catharines</u>		<u>St. Catharines</u>	
		Coal - bituminous	69,048
		Sand, gravel, crushed stone	36,924
		Petroleum oils & other petroleum prod.	16,060
Total	-	Total	122,032
<u>Sarnia</u>	-	<u>Sarnia</u>	
Other seeds (Cloverseed)	33	Corn	10,371
Sand, gravel, crushed stone	11,979	Coal - bituminous	510,242
Petroleum oils & other petroleum prod.	21	Petroleum - crude	24,665
Chemicals, chemical products	947	Sand, gravel, crushed stone	48,562
All other freight, n.o.s.	13,084	Crude oil (Alberta)	1,913,607
Total	26,064	Petroleum oils & other petroleum prod.	44,287
		Total	2,551,734
<u>Sault Ste. Marie</u>		<u>Sault Ste. Marie</u>	
Sand, gravel, crushed stone	100	Coal - anthracite	3,015
Logs, posts, poles, pitprops, piling	2,773	Coal - bituminous	1,928,439
Iron, pig, bloom	88,038	Iron ore	1,779,697
Fish, fresh, frozen, cured	152	Sulphur	5,017
		Other ores & concentrates	7,999
		Sand, gravel, crushed stone	10,013
		Limestone	583,677
		Logs, posts, poles, pitprops, piling	25
		Petroleum oils & other petroleum prod.	72,157
		Pitch, tar, creosote	2,485
		Castings & machinery	1
		Chemicals & chemical products	9,275
		All other freight, n.o.s.	11
Total	91,063	Total	4,401,811
<u>Sombra</u>	-	<u>Sombra</u>	6,205

SHIPPING, 1951

TABLE 7 (Cont'd)

Cargoes Loaded for Foreign Countries  
Cargoes Unloaded from Foreign Countries  
By Ports

Port	Cargoes Loaded Tons Weight (2000 lb.)	Port	Cargoes Unloaded Tons Weight (2000 lb.)
<u>ONTARIO (Cont'd)</u> <u>Thorold</u> Newsprint paper	144,847	<u>ONTARIO (Cont'd)</u> <u>Thorold</u> Coal - bituminous Sulphur Other mine products Limestone Chemicals & chemical products All other freight, n.o.s.	275,572 40,891 336 12,024 138 110
Total	144,847	Total	329,071
<u>Toronto</u> General Soya Beans Other mill products - bran Other agricultural products Pitch, tar, creosote Vegetable oils & nut oils Iron & steel (bar, sheet, structural, pipe) All other freight, n.o.s.	10,768 241 179 100 2,463 388 4 4	<u>Toronto</u> General Wheat Corn Flaxseed Soya Beans Coal - anthracite Coal - bituminous Salt Sand, gravel, crushed stone Gasoline Petroleum oils & other petroleum prod. Pitch, tar, creosote Molasses Autos, trucks, parts Fertilizers, all kinds Chemicals & chemical products	18,793 420 8,676 18,661 121,025 7,825 1,918,177 10,240 23,438 59,541 378,560 14,443 9,314 3,384 4,795 6,447
Total	14,147	Total	2,603,739
<u>Trenton</u> <u>Walkerville</u>	-	<u>Trenton</u> <u>Walkerville</u> Corn Coal - bituminous Sand, gravel, crushed stone Limestone All other freight, n.o.s.	39,610 73,130 171,878 48,720 43,290 800
Total	-	Total	337,818
Wallaceburg Walpole Island	- -	Wallaceburg Walpole Island	26,817 1,575



SHIPPING, 1951

TABLE 7 (Cont'd)

Cargoes Loaded for Foreign Countries  
Cargoes Unloaded from Foreign Countries  
By Ports

Port	Cargoes Loaded Tons Weight (2000 lb.)	Port	Cargoes Unloaded Tons Weight (2000 lb.)
<u>ONTARIO (Concl'd)</u>		<u>ONTARIO (Concl'd)</u>	
<u>Welland</u>		<u>Welland</u>	
Manganese ore	6,800	Coal-bituminous	40,012
Sand, gravel, crushed stone	3,380	Petroleum oils & other petroleum prod.	13,974
All other freight, n.o.s.	1,383		
Total	11,563	Total	53,986
<u>Windsor</u>		<u>Windsor</u>	
Chemicals & chemical products	386	Coal - bituminous	503,607
		Sand, gravel, crushed stone	123,760
Total	386	Total	627,367
<b>ONTARIO PORTS - TOTAL</b>	<b>5,550,453</b>	<b>ONTARIO PORTS - TOTAL</b>	<b>23,383,058</b>
<u>MANITOBA</u>		<u>MANITOBA</u>	
<u>Churchill</u>		<u>Churchill</u>	
General	65	General	6,993
Wheat	203,556		
MANITOBA PORTS - TOTAL	203,621	MANITOBA PORTS - TOTAL	6,993
<u>BRITISH COLUMBIA</u>		<u>BRITISH COLUMBIA</u>	
<u>Blubber Bay</u>		<u>Blubber Bay</u>	
Copper ore & concentrates	6,135	Containers, empty, wood & metal	18
Other ores & concentrates	16,915		
Other mine products	60		
Limestone	112,342		
Lime & plaster	10,590		
Total	146,042	Total	18
<u>Britannia Beach</u>		<u>Britannia Beach</u>	
Copper ore & concentrates	31,104	Chemicals, chemical products	12,029
Other ores & concentrates	127,122		
Wood pulp, pulp screenings	11,731		
Total	169,957	Total	12,029
<u>Chemainus</u>		<u>Chemainus</u>	
Lumber, timber, box, crate, cooperage material	22,226	Logs, posts, poles, pitprops, piling	4,844
Fish, fresh, frozen, cured	659	Lumber, timber, box, crate, cooperage material	1,000
All other freight, n.o.s.	3	Fish, fresh, frozen, cured	44
Total	224,888	Total	5,888

SHIPPING, 1951

TABLE 7 (Cont'd)

Cargoes Loaded for Foreign Countries  
Cargoes Unloaded from Foreign Countries  
By Ports

Port	Cargoes Loaded Tons Weight (2000 lb.)	Port	Cargoes Unloaded Tons Weight (2000 lb.)
<u>BRITISH COLUMBIA (Cont'd)</u>		<u>BRITISH COLUMBIA (Cont'd)</u>	
<u>Nanaimo</u>		<u>Nanaimo</u>	
Coal - bituminous	32,228	Containers, empty, wood & metal	206
Iron Ore	101,272	Gasoline	188
Logs, posts, poles, pitprops, piling	93,087	Petroleum oils & other petroleum products	1,139
Lumber, timber, box, crate, cooperage material	113,484	Castings & machinery	114
Containers, empty, wood & metal	2,294	Chemicals & chemical products	12,298
Castings & machinery	11	All other freight, n.o.s.	38
Wood pulp, pulp screenings	3,150		
Fish, fresh, frozen, cured	433		
All other freight, n.o.s.	207		
<b>Total</b>	<b>346,166</b>	<b>Total</b>	<b>13,983</b>
<u>New Westminster</u>		<u>New Westminster</u>	
General	40,574	General	166
Wheat	160,410	Other grain - peas	29,143
Other grain - peas	892	Coffee	278
Flour - grain	1,477	Wool	75
Apples	17,218	Other animal products	600
Other agricultural products	75	Other ores & concentrates	42,584
Dressed meats, fresh, frozen	33	Logs, posts, poles, pitprops, piling	9,631
Dressed meats, cured, salted	1,003	Petroleum oils & other petroleum prod.	425
Other animal products	341	Molasses	23
Copper ore & concentrates	503	Castings & machinery	250
Logs, posts, poles, pitprops, piling	447	Paperboard, pulpboard, wallboard	3
Firewood - hogged fuel	830	Canned goods, all canned food products	4,734
Pulpwood, pulpwood chips	186,783	Chemicals & chemical products	3,346
Lumber, timber, box, crate, cooperage mat.	492,706	Lead, bars, etc.	1,809
Plywood	6,324	All other freight, n.o.s.	51
Other forest products	35		
Iron & steel (bar, sheet, structural, pipe)	8		
Beverages	54		
Fertilizers, all kinds	82,402		
Paper, other	219		
Wood Pulp, Pulp Screenings	10,150		
Fish, fresh, frozen, cured	1,093		
Canned goods, all canned food products	123		
Zinc, bars, etc.	51,840		
Lead, bars, etc.	25,115		
All other freight, n.o.s.	1,305		
<b>Total</b>	<b>1,081,960</b>	<b>Total</b>	<b>93,118</b>

SHIPPING, 1951

TABLE 7 (Cont'd)

Cargoes Loaded for Foreign Countries  
Cargoes Unloaded from Foreign Countries  
By Ports

Port	Cargoes Loaded Tons Weight (2000 lb.)	Port	Cargoes Unloaded Tons Weight (2000 lb.)
<u>BRITISH COLUMBIA (Cont'd)</u>		<u>BRITISH COLUMBIA (Cont'd)</u>	
<u>Ocean Falls</u>		<u>Ocean Falls</u>	
Containers, empty, wood & metal	7	General	47
Newsprint paper	60,200	Sulphur	5,300
Paper, other	807	Other mine products	156
Wood pulp, pulp screenings	16,878	Petroleum oils & other petroleum products	80,932
		Chemicals & chemical products	42
Total	77,892	Total	86,477
<u>Port Alberni</u>		<u>Port Alberni</u>	
Lumber, timber, box, crate, cooperage material	225,506		
Plywood	1,380		
Wood pulp, pulp screenings	19,185		
Total	246,071	Total	-
<u>Port Hardy</u>		<u>Port Hardy</u>	
	-		163
<u>Powell River</u>		<u>Powell River</u>	
Copper ore & concentrates	1,075	Sulphur	9,525
Other ores & concentrates	950	Sand, gravel, crushed stone	6
Limestone	925	Other mine products	18
Lumber, timber, box, crate, cooperage material	1,220	Logs, posts, poles, pitprops, piling	5,067
Castings & machinery	77	Containers, empty, wood & metal	2,540
Newsprint paper	180,277	Petroleum oils & other petroleum products	49,945
Paper, other	1,725	Rails & fastenings	22
Wood pulp, pulp screenings	15,976	Castings & machinery	31
Other freight, n.o.s.	7	Aluminium, pigs, bars, rods, etc.	15
		Cement	4
		Brick	23
		Lime & plaster	3
		Newsprint paper	25
		Paper, other	11
		Wood pulp, pulp screenings	542
		Chemicals & chemical products	64
		All other freight, n.o.s.	27
Total	202,232	Total	67,868
<u>Prince Rupert</u>		<u>Prince Rupert</u>	
	21,802		32,453
<u>Quatsino</u>		<u>Quatsino</u>	
Containers, empty, wood & metal	100	Sulphur	10,277
Wood pulp, pulp screenings	24,929	Petroleum oils & other petroleum prod.	37,378
		Chemicals & chemical products	7,664
Total	25,029	Total	55,319

SHIPPING, 1951

TABLE 7 (Cont'd) Cargoes Loaded for Foreign Countries  
Cargoes Unloaded from Foreign Countries  
By Ports

Port	Cargoes Loaded Tons Weight (2000 lb.)	Port	Cargoes Unloaded Tons Weight (2000 lb.)
<u>BRITISH COLUMBIA (Cont'd)</u>		<u>BRITISH COLUMBIA (Cont'd)</u>	
Stewart	950	Stewart	-
Stickeen	10	Stickeen	90
Tulsequah	5,174	Tulsequah	2,238
Ucluelet	1,488	Ucluelet	-
Union Bay	48,488	Union Bay	-
<u>Vancouver</u>		<u>Vancouver</u>	
General	228,430	General	255,237
Wheat	2,163,231	Other grain, peas	294
Oats	11,473	Nuts, peanuts	1,171
Barley	189,855	Bananas	230
Flaxseed	11,275	Other Fruit, fresh	5,112
Other grain, peas	4,480	Fruit, dried	4,806
Flour, grain	182,506	Other vegetables, fresh	220
Nuts, peanuts	11	Coffee	11,394
Other mill products, bran, etc.	3,348	Tea	1,161
Apples	7,661	Copra	21,616
Fruit, dried	29	Other agricultural products	557
Coffee	177	Other seeds (Cloverseed)	5
Tea	596	Eggs, butter, cheese, milk products	6
Other agricultural products	6,581	Wool	6,582
Other seeds (Cloverseed)	71	Iron ore	500
Eggs, butter, cheese, milk products	45	Copper ore & concentrates	893
Wool	126	Sulphur	9,168
Hides, leather	495	Other ores & concentrates	9,632
Other animal products	523	Asphalt	8
Skins - raw or undressed	18	Petroleum, crude	1,594,830
Asbestos, raw	257	Salt	6,244
Other ores & concentrates	1,357	Slate, dimension, block stone	316
Slate, dimension & block stone	43	Other mine products	132
Other mine products	505	Logs, posts, poles, pitprops, piling	23,333
Limestone	1,200	Lumber, timber, box, crate, cooperage material	1,220
Logs, posts, poles, pitprops, piling	1,832	Plywood	31
Firewood, hogged fuel	164,108	Containers, empty, wood & metal	525
Pulpwood, pulpwood chips	38,209	Other forest products	996
Lumber, timber, box, crate, cooperage mat.	423,737	Gasoline	95,171
Plywood	594	Petroleum oils & other petroleum prod.	410,557

SHIPPING, 1951

TABLE 7 (Cont'd)

Cargoes Loaded for Foreign Countries  
Cargoes Unloaded from Foreign Countries  
By Ports

Port	Cargoes Loaded Tons Weight (2000 lb.)	Port	Cargoes Unloaded Tons Weight (2000 lb.)
<u>BRITISH COLUMBIA (Cont'd)</u>		<u>BRITISH COLUMBIA (Cont'd)</u>	
<u>Vancouver (concl'd)</u>		<u>Vancouver (concl'd)</u>	
Containers, empty, wood & metal	1,952	Pitch, tar, creosote	12,667
Other forest products	37	Vegetable oils & nuts oils	349
Petroleum oils & other petroleum prod	975	Fish oils	167
Vegetable oils and nut oils	98	Sugar, raw, refined	71,440
Fish oils	2,201	Molasses	110
Sugar, raw, refined	312	Iron, pig, bloom	551
Iron, pig, bloom	276	Iron & steel (bar, sheet, structural, pipe)	25,900
Iron & steel (bar, sheet, structural, pipe)	26	Rails & fastenings	28
Castings & machinery	160	Castings & machinery	276
Agricultural implements	7	Cement	745
Autos, trucks, parts	495	Sewer pipe - drain tile	53
Beverages	3,416	Agricultural implements	4
Fertilizers, all kinds	3,361	Autos, trucks, parts	11,609
Newsprint paper	3,095	Beverages	38
Paper, other	1,241	Fertilizers, all kinds	49
Paperboard, pulpboard, wallboard	193	Paper, other	535
Wood pulp, pulp screenings	46,141	Paperboard, pulpboard, wallboard	168
Fish, fresh, frozen, cured	5,265	Wood pulp, pulp screenings	96
Canned goods, all canned food products	7,723	Fish, fresh, frozen, cured	878
Chinaware	357	Canned goods, all canned food products	6,888
Chemicals & chemical products	887	Chinaware	488
Zinc, bars, etc.	1,262	Chemicals & chemical products	6,949
Lead, bars, etc.	2,094	All other freight, n.o.s.	5,477
All other freight, n.o.s.	10,432		
Total	3,534,779	Total	2,607,412
<u>Victoria</u>		<u>Victoria</u>	
General	1,407	General	20,725
Wheat	2,500	Other Fruit, fresh	433
Coal, bituminous	304	Coal, bituminous	6,305
Other ores & concentrates	4	Sulphur	840
Sand, gravel, crushed stone	3,638	Sand, gravel, crushed stone	266
Logs, posts, poles, pitprops, piling	27,083	Other mine products	746

SHIPPING, 1951

TABLE 7 (Concl'd)

Cargoes Loaded for Foreign Countries  
Cargoes Unloaded from Foreign Countries  
By Ports

Port	Cargoes Loaded Tons Weight (2000 lb.)	Port	Cargoes Unloaded Tons Weight (2000 lb.)
<u>BRITISH COLUMBIA (Concl'd)</u>		<u>BRITISH COLUMBIA (Concl'd)</u>	
<u>Victoria (concl'd)</u>		<u>Victoria (concl'd)</u>	
Pulpwood, pulpwood chips	31,934	Logs, posts, poles, pitprops, piling	1,354
Lumber, timber, box, crate, cooperage mat.	339,128	Containers, empty, wood & metal	9
Containers, empty, wood & metal	77	Gasoline	1,241
Petroleum oils & other petroleum products	112	Petroleum oils & other petroleum products	5,957
Fertilizers, all kinds	450	Iron & steel (bar, sheet, structural, pipe)	66
Paperboard, pulpboard, wallboard	215	Lime & plaster	50
Fish, fresh, frozen, cured	830	Beverages	4
Chemicals & chemical products	530	Paper, other	474
Zinc, bars, etc.	500	Paperboard, pulpboard, wallboard	2,449
All other freight, n.o.s.	614	Wood pulp, pulp screenings	3,521
		Fish, fresh, frozen, cured	727
		Canned goods, all canned food products	17
		Chemicals & chemical products	3,470
		All other freight, n.o.s.	2,810
Total	409,326	Total	51,464
<u>White Rock</u>	-	<u>White Rock</u>	85
<u>BRITISH COLUMBIA PORTS - TOTAL</u>	6,542,254	<u>BRITISH COLUMBIA PORTS - TOTAL</u>	3,028,605
<u>YUKON &amp; NORTHWEST TERRITORIES</u>		<u>YUKON &amp; NORTHWEST TERRITORIES</u>	
<u>Dawson</u>	269	<u>Dawson</u>	41
<u>SUMMARY</u>		<u>SUMMARY</u>	
Newfoundland	1,883,325	Newfoundland	402,427
Prince Edward Island	44,864	Prince Edward Island	28,652
Nova Scotia	4,018,764	Nova Scotia	1,841,121
New Brunswick	1,745,548	New Brunswick	656,935
Quebec	7,290,701	Quebec	8,921,562
Ontario	5,550,453	Ontario	23,383,058
Manitoba	203,621	Manitoba	6,993
British Columbia	6,542,254	British Columbia	3,028,605
Yukon and Northwest Territories	269	Yukon and North West Territory	41
GRAND TOTAL	27,279,799	GRAND TOTAL	38,269,394

Cargoes Loaded at Canadian Ports for Foreign Countries, by Countries,

TABLE 8.

Kind of Cargo, Registry of Vessel, Tons Weight of Cargo, 1951.

Country of Destination	Kind of Cargo	At Atlantic and Lower <sup>(1)</sup> St. Lawrence River Ports		At Great Lakes and Upper <sup>(1)</sup> St. Lawrence River Ports		At Pacific Ports		T O T A L
		Registry of Vessel	Cargo Tons W. 2000 lb.	Registry of Vessel	Cargo Tons W. 2000 lb.	Registry of Vessel	Cargo Tons W. 2000 lb.	Cargo Tons W. 2000 lb.
<u>Africa-Er. East</u> Tanganyika Kenya	General	Norway	968	-	-	-	-	968
	Lumber, Timber, Box, Crate, Cooperage Material	-	-	-	-	U.K.	1,167	1,167
	Plywood	-	-	-	-	U.K.	71	71
	Grand Total	-	968	-	-	-	1,238	2,206
<u>Africa-Er. West</u>	General	U.K.	550	-	-	-	-	550
	Lumber, Timber, Box, Crate, Cooperage Material	-	-	-	-	Norway	554	554
	Grand Total	-	550	-	-	-	554	1,104
<u>Africa-French</u> Algeria, Tunisia, Ivory Coast	General	U.K.	445	-	-	-	-	445
		Canada	1,054	-	-	-	-	1,054
		Norway	277	-	-	-	-	277
		Other	2,008	-	-	-	-	2,008
	Total	-	3,784	-	-	-	-	3,784
	Wheat	U.K.	28,795	-	-	-	-	28,795
		Canada	1,000	-	-	-	-	1,000
		U.S.A.	9,900	-	-	-	-	9,900
		Greece	16,214	-	-	-	-	16,214
		Panama	20,160	-	-	-	-	20,160
		Other	9,129	-	-	-	-	9,129
	Total	-	85,198	-	-	-	-	85,198
	Flour, Grain	Canada	500	-	-	-	-	500
	Asbestos, Raw	U.K.	480	-	-	-	-	480
	Canada	1,040	-	-	-	-	1,040	
Total	-	1,520	-	-	-	-	1,520	
Castings & Machinery	-	-	-	-	-	Other	2	2
Grand Total	-	91,002	-	-	-	-	2	91,004
<u>Africa-French</u> Equatorial	General	U.K.	157	-	-	-	-	157
	Grand Total	-	157	-	-	-	-	157
<u>Africa-Portuguese</u> Mozambique	General	U.K.	3,574	-	-	U.K.	162	3,736
		Norway	5,493	-	-	Norway	79	5,572
		Other	511	-	-	Other	551	1,062
	Total	-	9,578	-	-	-	792	10,370
	Lumber, Timber, Box, Crate Cooperage Material	-	-	-	-	U.K.	3,930	3,930
		-	-	-	-	U.S.A.	5,495	5,495
		-	-	-	-	Greece	4,243	4,243
		-	-	-	-	Norway	4,093	4,093
		-	-	-	-	Panama	173	173
		-	-	-	-	Other	45	45
	Total	-	-	-	-	-	17,979	17,979
Plywood	-	-	-	-	U.K.	8	8	
Grand Total	-	9,578	-	-	-	18,779	28,357	
<u>Africa-South</u>	General	U.K.	10,615	-	-	U.K.	5,311	15,926
		-	-	-	-	Canada	12	12
		-	-	-	-	Greece	6	6
		Norway	41,222	-	-	Norway	1,463	42,685
		Other	2,436	-	-	Other	4,120	6,556
	Total	-	54,273	-	-	-	8,912	63,185
	Wheat	-	-	-	-	U.K.	95,213	95,213
		-	-	-	-	Canada	504	504
		-	-	-	-	U.S.A.	24,780	24,780
		-	-	-	-	Greece	25,828	25,828
		-	-	-	-	Norway	9,900	9,900
		-	-	-	-	Panama	11,312	11,312
	Total	-	-	-	-	-	167,537	167,537
	Lumber, Timber, Box, Crate, Cooperage Material	-	-	-	-	U.K.	14,899	14,899
	-	-	-	-	Canada	7,630	7,630	
	-	-	-	-	U.S.A.	32,978	32,978	
	-	-	-	-	Greece	34,320	34,320	
	Norway	2,155	-	-	Norway	9,782	11,937	
	-	-	-	-	Panama	11,616	11,616	
	-	-	-	-	Other	8,591	8,591	
Total	-	2,155	-	-	-	119,816	121,971	

(1) Montreal included with Lower St. Lawrence River Ports.

Cargoes Loaded at Canadian Ports for Foreign Countries, by Countries,  
Kind of Cargo, Registry of Vessel, Tons Weight of Cargo, 1951.

TABLE B.

Country of Destination	Kind of Cargo	At Atlantic and Lower(1) St. Lawrence River Ports		At Great Lakes and Upper St. Lawrence River Ports <sup>1)</sup>		At Pacific Ports		T O T A L
		Registry of Vessel	Cargo Tons W. 2000 lb.	Registry of Vessel	Cargo Tons W. 2000 lb.	Registry of Vessel	Cargo Tons W. 2000 lb.	Cargo Tons W. 2000 lb.
Africa-South (concl'd)	Plywood	-	-	-	-	U.K.	56	36
		-	-	-	-	Canada	25	25
		-	-	-	-	U.S.A.	56	56
		-	-	-	-	Greece	51	51
		-	-	-	-	Norway	26	26
		-	-	-	-	Other	33	33
	Total	-	-	-	-	-	227	227
	Aluminium, Pigs, Bars, Rods, etc.	Norway	1,290	-	-	-	-	1,290
	Newsprint Paper	Norway	4,963	-	-	-	-	4,963
		Other	1,341	-	-	-	-	1,341
	Total	-	6,304	-	-	-	-	6,304
	Paperboard, Pulpboard, Wall-board	-	-	-	-	Canada	168	168
	Canned Goods, All Canned Food Products	-	-	-	-	Norway	9	9
Chemicals and Chemical Products	Norway	2	-	-	-	-	2	
Lead Bars, etc.	-	-	-	-	U.K.	336	336	
	-	-	-	-	Panama	62	62	
Total	-	-	-	-	-	398	398	
All other Freight, N.O.S.	Norway	110	-	-	-	-	110	
Grand Total	-	64,134	-	-	-	297,067	361,201	
Africa-Spanish - Morocco - Rio de Oro - Rio Muni.	General	U.K.	735	-	-	-	-	735
		Canada	508	-	-	-	-	508
		Norway	504	-	-	-	-	504
	Total	-	1,747	-	-	-	-	1,747
Flour - Grain	Other	556	-	-	-	-	556	
Grand Total	-	2,303	-	-	-	-	2,303	
Alaska	General	-	-	-	-	Canada	19,435	19,435
		-	-	-	-	U.S.A.	13	13
	Total	-	-	-	-	-	19,448	19,448
	Coal - Bituminous	-	-	-	-	Canada	513	513
	Other Ores & Concentrates	-	-	-	-	Other	4,962	4,962
	Lumber, Timber, Box, Crata, Cooperage Material	-	-	-	-	U.S.A.	1,062	1,062
	Containers, Empty - Wood and Metal	-	-	-	-	U.S.A.	46	46
		-	-	-	-	Other	2	2
	Total	-	-	-	-	-	48	48
	Petroleum Oils & other Petroleum Products	-	-	-	-	Canada	205	205
	Fish Oils	-	-	-	-	U.S.A.	4	4
	Castings & Machinery	-	-	-	-	Canada	15	15
		-	-	-	-	Other	210	210
	Total	-	-	-	-	-	225	225
	Paper, Other	-	-	-	-	U.S.A.	2	2
	Fish, Fresh, Frozen, Cured	-	-	-	-	U.S.A.	37	37
	All other Freight, N.O.S.	-	-	-	-	Canada	297	297
	-	-	-	-	U.S.A.	301	301	
Total	-	-	-	-	-	598	598	
Grand Total	-	-	-	-	-	27,104	27,104	
Argentina	General	Canada	126	-	-	-	-	126
		U.S.A.	5,401	-	-	U.S.A.	1,582	6,983
		Norway	5,427	-	-	Norway	229	5,656
Total	-	10,954	-	-	-	1,811	12,765	



Cargoes Loaded at Canadian Ports for Foreign Countries, by Countries,  
Kind of Cargo, Registry of Vessel, Tons Weight of Cargo, 1951

TABLE 8.

Country of Destination	Kind of Cargo	At Atlantic and Lower <sup>(1)</sup> St. Lawrence River Ports		At Great Lakes and Upper <sup>(1)</sup> St. Lawrence River Ports		At Pacific Ports		T O T A L Cargo Tons W. 2000 lb.
		Registry of Vessel	Cargo Tons W. 2000 lb.	Registry of Vessel	Cargo Tons W. 2000 lb.	Registry of Vessel	Cargo Tons W. 2000 lb.	
<u>Argentina (concl'd)</u>	Tea	-	-	-	-	Norway	142	142
	Asbestos, Raw	U.S.A.	860	-	-	-	-	860
		Norway	1,507	-	-	-	-	1,507
	Total	-	2,367	-	-	-	-	2,367
	Other Ores & Concentrates	Norway	110	-	-	-	-	110
	Petroleum Oils & other Petroleum Products	U.S.A.	2	-	-	-	-	2
	Iron, Pig, Bloom	-	-	-	-	U.S.A.	220	220
	Aluminium, Pigs, Bars, Rods, etc.	U.S.A.	110	-	-	-	-	110
		Norway	639	-	-	-	-	639
	Total	-	749	-	-	-	-	749
Autos, Trucks, Parts	-	-	-	-	Norway	36	36	
Fish, Fresh, Frozen, Cured	U.K.	402	-	-	-	-	402	
Lead Bars, etc.	-	-	-	-	Norway	55	55	
Grand Total	-	14,584	-	-	-	2,264	16,848	
<u>Australia</u>	General	U.K.	45,828	-	-	U.K.	2,816	48,644
		-	-	-	-	Canada	261	261
		-	-	-	-	U.S.A.	3,022	3,022
		-	-	-	-	Sweden	2,370	2,370
		-	-	-	-	Other	1,194	1,194
	Total	-	45,828	-	-	-	9,663	55,491
	Asbestos, raw	U.K.	6,278	-	-	-	-	6,278
	Lumber, Timber, Box, Crate, Cooperage Material	U.K.	123	-	-	U.K.	5,023	5,146
		-	-	-	-	Canada	11,802	11,802
		-	-	-	-	U.S.A.	32,171	32,171
		-	-	-	-	Greece	10,719	10,719
		-	-	-	-	Norway	2,697	2,697
		-	-	-	-	Panama	6,754	6,754
		-	-	-	-	Sweden	13,747	13,747
		-	-	-	-	Other	53,363	53,363
	Total	-	123	-	-	-	136,276	136,399
	Aluminium, Pigs, Bars, Rods, etc.	U.K.	9,365	-	-	-	-	9,365
	Beverages	U.K.	39	-	-	Sweden	1	1
	Fertilizer, All Kinds	U.K.	8,008	-	-	-	-	8,008
	Newsprint Paper	-	-	-	-	Canada	3,049	3,049
	-	-	-	-	Other	168	168	
Total	-	8,008	-	-	-	3,217	11,225	
Paper, Other	-	-	-	-	Other	807	807	
Paperboard, Pulpwood, Wall-board	-	-	-	-	U.K.	45	45	
Woodpulp, Pulp Screenings	U.K.	1,634	-	-	-	-	1,634	
	-	-	-	-	Other	3,853	3,853	
Total	-	1,634	-	-	-	3,853	5,487	
Chemicals & Chemical Prod.	U.K.	41	-	-	-	-	41	
All Other Freight, N.O.S.	-	-	-	-	U.K.	46	46	
Grand Total	-	71,316	-	-	-	153,908	225,224	
<u>Azores-Madeira</u>	General	U.K.	16	-	-	-	-	16
	Fish, Fresh, Frozen, Cured	U.K.	251	-	-	-	-	251
	Grand Total	-	267	-	-	-	-	267
<u>Barbados</u>	General	U.K.	790	-	-	-	-	790
		Canada	8,857	-	-	-	-	8,857
		U.S.A.	11,699	-	-	U.S.A.	1,584	13,283

Cargoes Loaded at Canadian Ports for Foreign Countries, by Countries,  
Kind of Cargo, Registry of Vessel, Tons Weight of Cargo, 1951.

TABLE B.

Country of Destination	Kind of Cargo	At Atlantic and Lower <sup>(1)</sup> St. Lawrence River Ports		At Great Lakes and Upper <sup>(1)</sup> At. Lawrence River Ports		At Pacific Ports		T O T A L Cargo Tons W. 2000 lb.
		Registry of Vessel	Cargo Tons W. 2000 lb.	Registry of Vessel	Cargo Tons W. 2000 lb.	Registry of Vessel	Cargo Tons W. 2000 lb.	
Barbados (concl'd)	General	Norway	6,345	-	-	-	-	6,345
		Other	13	-	-	-	-	13
	Total	-	27,704	-	-	-	1,584	29,288
	Oats	Canada	226	-	-	-	-	226
		U.S.A.	247	-	-	-	-	247
	Total	-	473	-	-	-	-	473
	Flour, Grain	Canada	877	-	-	-	-	877
		-	-	-	-	U.S.A.	1,064	1,064
	Total	-	877	-	-	-	1,064	1,941
	Other Mill Products, Bran, etc.	Canada	49	-	-	-	-	49
	Potatoes	Canada	7	-	-	-	-	7
	Dressed Meats, Fresh, Frozen	Canada	173	-	-	-	-	173
	Dressed Meats, Cured, Salted	Canada	551	-	-	-	-	551
	Eggs, Butter, Cheese, Milk Products	Canada	3	-	-	-	-	3
	Lumber, Timber, Box, Crate, Cooperage Material	U.K.	7	-	-	-	-	7
		Canada	1,407	-	-	Canada	2,156	3,563
		-	-	-	-	U.S.A.	4,257	4,257
	Total	-	1,414	-	-	-	6,413	7,827
	Containers, Empty-Wood and Metal	U.S.A.	27	-	-	-	-	27
		Norway	19	-	-	-	-	19
	Total	-	46	-	-	-	-	46
	Molasses	Canada	53	-	-	-	-	53
	Beverages	Canada	61	-	-	-	-	61
Newsprint	Canada	74	-	-	-	-	74	
	U.S.A.	160	-	-	-	-	160	
Total	-	234	-	-	-	-	234	
Paperboard, Pulpboard, Wallboard	U.S.A.	30	-	-	-	-	30	
Fish, Fresh, Frozen, Cured	U.K.	1,306	-	-	-	-	1,306	
	Canada	171	-	-	-	-	171	
Total	-	1,477	-	-	-	-	1,477	
Canned Goods, All Canned Food Products	U.S.A.	118	-	-	-	31	149	
All Other Freight, N.O.S.	Canada	383	-	-	-	-	383	
Grand Total	-	33,653	-	-	-	9,092	42,745	
Belgian Congo	General	U.K.	729	-	-	-	-	729
		Norway	36	-	-	-	-	36
	Total	-	765	-	-	-	-	765
	Fish, Fresh, Frozen, Cured	U.K.	7	-	-	-	-	7
Canned Goods, All Canned Food Products	-	-	-	-	Other	22	22	
Grand Total	-	772	-	-	-	22	794	
Belgium	General	U.K.	91,489	-	-	U.K.	267	91,756
		Canada	43,113	-	-	-	-	43,113
		-	-	-	-	U.S.A.	15	15
		Norway	11,271	Norway	2,743	Norway	3,270	17,284
		Sweden	15,860	Sweden	278	Sweden	617	16,955
		Other	29,693	Other	1,695	Other	3,065	34,453
	Total	-	191,426	-	4,716	-	7,434	203,576
	Wheat	U.K.	160,705	-	-	U.K.	2,750	163,455
		Canada	65,427	-	-	Canada	3,752	69,179
		U.S.A.	6,522	-	-	U.S.A.	15,848	22,370
		Greece	19,296	-	-	Greece	11,022	30,318
		Norway	94,667	-	-	Norway	13,942	108,609
		Panama	53,731	-	-	-	-	53,731
		Sweden	2,133	-	-	Sweden	2,184	4,317
		Other	170,774	-	-	Other	34,321	205,095
	Total	-	573,255	-	-	-	83,619	657,074

Cargoes Loaded at Canadian Ports for Foreign Countries, by Countries,  
Kind of Cargo, Registry of Vessel, Tons Weight of Cargo, 1951.

TABLE 8.

Country of Destination	Kind of Cargo	At Atlantic and Lower <sup>(1)</sup> St. Lawrence River Ports		At Great Lakes and Upper <sup>(1)</sup> St. Lawrence River Ports		At Pacific Ports		T O T A L Cargo Tons #. 2000 lb.
		Registry of Vessel	Cargo Tons #. 2000 lb.	Registry of Vessel	Cargo Tons #. 2000 lb.	Registry of Vessel	Cargo Tons #. 2000 lb.	
Belgium (cont'd)	Corn	U.K.	8,188	-	-	-	-	8,188
		Norway	3,266	-	-	-	-	3,266
	Total	-	11,454	-	-	-	-	11,454
	Oats	U.K.	34,224	-	-	-	-	34,224
		Canada	5,938	-	-	-	-	5,938
		-	-	-	-	U.S.A.	1,960	1,960
		Greece	4,379	-	-	Greece	500	4,879
		Norway	3,387	-	-	Norway	1,389	4,776
		Panama	2,108	-	-	Panama	2,040	4,148
		-	-	-	-	Sweden	3,234	3,234
		Other	17,470	-	-	Other	1,550	19,020
	Total	-	67,506	-	-	-	10,673	78,179
	Barley	U.K.	105,969	-	-	U.K.	6,750	112,719
		Canada	17,279	-	-	Canada	2,986	20,265
		U.S.A.	18,126	-	-	-	-	18,126
		Greece	29,561	-	-	Greece	9,484	39,045
		Norway	34,526	-	-	Norway	456	34,982
		Panama	21,410	-	-	Panama	8,306	29,716
		-	-	-	-	Sweden	1,064	1,064
		Other	35,906	-	-	Other	13,129	49,035
	Total	-	262,777	-	-	-	42,175	304,952
	Rye	U.K.	3,057	-	-	-	-	3,057
		Canada	6,141	-	-	-	-	6,141
	Total	-	9,198	-	-	-	-	9,198
	Flaxseed	U.K.	8,290	-	-	-	-	8,290
		Canada	1,463	-	-	-	-	1,463
		Greece	974	-	-	-	-	974
		Norway	1,646	-	-	-	-	1,646
		Panama	728	-	-	-	-	728
		Other	6,538	-	-	-	-	6,538
	Total	-	19,659	-	-	-	-	19,659
	Soya Beans	U.K.	228	-	-	-	-	228
		-	-	Other	241	-	-	241
	Total	-	228	-	241	-	-	469
	Grain - N.O.S.	U.K.	345	-	-	-	-	345
		Canada	1,004	-	-	-	-	1,004
		Norway	2,070	-	-	-	-	2,070
		Other	1,104	-	-	-	-	1,104
	Total	-	4,523	-	-	-	-	4,523
	Other Mill Products, Bran, etc.	U.K.	576	-	-	-	-	576
		-	-	Sweden	179	Sweden	482	661
	Total	-	576	-	179	-	482	1,237
	Other Agricultural Products	-	-	-	-	Sweden	300	300
	Hides, Leather	Norway	1	-	-	-	-	1
	Asbestos, Raw	U.K.	3,735	-	-	-	-	3,735
		Norway	1,477	-	-	-	-	1,477
		Sweden	3,290	-	-	-	-	3,290
		Other	3,154	-	-	-	-	3,154
	Total	-	11,656	-	-	-	-	11,656
	Other Ores & Concentrates	U.K.	1,536	-	-	-	-	1,536
		-	-	-	-	U.S.A.	6,305	6,305
		Greece	11,079	-	-	-	-	11,079
		-	-	-	-	Norway	3,360	3,360
		Panama	11,213	-	-	-	-	11,213
		Other	12,073	-	-	-	-	12,073
	Total	-	35,901	-	-	-	9,665	45,566
	Other Mine Products	U.K.	1	-	-	-	-	1
		-	-	-	-	Norway	224	224
		-	-	-	-	Other	281	281
	Total	-	1	-	-	-	505	506

Cargoes Loaded at Canadian Ports for Foreign Countries, by Countries,  
Kind of Cargo, Registry of Vessel, Tons Weight of Cargo, 1951.

TABLE B.

Country of Destination	Kind of Cargo	At Atlantic and Lower <sup>(1)</sup> St. Lawrence River Ports		At Great Lakes and Upper <sup>(1)</sup> St. Lawrence River Ports		At Pacific Ports		TOTAL	
		Registry of Vessel	Cargo Tons W. 2000 lb.	Registry of Vessel	Cargo Tons W. 2000 lb.	Registry of Vessel	Cargo Tons W. 2000 lb.	Cargo Tons W. 2000 lb.	
Belgium (concl'd)	Lumber, Timber, Box, Crate, Coopersage Material	-	-	-	-	Canada	1,149	1,149	
		-	-	-	-	Greece	845	845	
		-	-	-	-	Norway	652	652	
		-	-	-	-	Panama	1,629	1,629	
		-	-	-	-	Sweden	348	348	
		-	-	-	-	Other	333	333	
		Total	-	-	-	-	-	4,956	4,956
	Vegetable Oils & Nut Oils Animal Oils Fish Oils	Canada	1,678	-	Other	388	-	-	388
		-	-	-	-	-	Sweden	3	3
		-	-	-	-	-	Other	200	200
		Total	-	-	-	-	-	203	203
	Aluminium, Pigs, Bars, Rods, etc.	U.K.	1,184	-	-	-	-	-	1,184
		Other	363	-	-	-	-	-	363
		-	-	-	-	-	-	-	-
		Total	-	1,547	-	-	-	-	1,547
	Autos, Trucks, Parts Paper, Other Wood Pulp, Pulp Screenings	Other	2	-	-	-	Sweden	112	112
		U.K.	709	-	-	-	-	-	709
		Norway	308	-	-	-	-	-	308
		-	-	-	-	-	Sweden	235	235
		Other	163	-	-	-	Other	112	275
		Total	-	1,180	-	-	-	347	1,527
	Fish, Fresh, Frozen, Cured	U.K.	2	-	-	-	U.K.	1	3
		Canada	3	-	-	-	-	-	3
-		-	-	-	-	U.S.A.	50	50	
-		-	-	-	-	Norway	251	251	
-		-	-	-	-	Sweden	3	3	
-		-	-	-	-	Other	51	51	
	Total	-	5	-	-	-	356	361	
Canned Goods - All Canned Food Products	-	-	-	-	-	Norway	517	517	
	-	-	-	-	-	Sweden	1,103	1,103	
	Other	11	-	-	-	Other	32	43	
	Total	-	11	-	-	-	1,652	1,663	
Zinc Bars, etc.	-	-	-	-	-	Sweden	448	448	
	-	-	-	-	-	Other	672	672	
	Total	-	-	-	-	-	1,120	1,120	
Lead Bars, etc.	-	-	-	-	-	Norway	672	672	
	-	-	-	-	-	Sweden	370	370	
	Total	-	-	-	-	-	1,042	1,042	
All Other Freight, N.O.S.	U.K.	260	-	-	-	-	-	260	
	Norway	1,639	-	-	-	Norway	224	1,863	
	-	-	-	-	-	Sweden	5	5	
	Other	1	-	Other	506	-	-	507	
	Total	-	1,900	-	506	-	229	2,635	
	Grand Total	-	1,194,484	-	6,030	-	165,070	1,365,584	
Bermude	General	U.K.	33	-	-	-	-	33	
		Canada	7,728	-	-	-	-	7,728	
		U.S.A.	5,158	-	-	-	-	5,158	
		Norway	198	-	-	-	-	198	
		Total	-	13,117	-	-	-	13,117	
	Oats	Canada	3	-	-	-	-	3	
	Other Grain - Peas	Canada	1	-	-	-	-	1	
Flour - Grain	Canada	2,087	-	-	-	-	2,087		
Other Mill Products - Bran	Canada	163	-	-	-	-	163		

Cargoes Loaded at Canadian Ports for Foreign Countries, by Countries,

TABLE 8.

Kind of Cargo, Registry of Vessel, Tons Weight of Cargo, 1951.

Country of Destination	Kind of Cargo	At Atlantic and Lower <sup>(1)</sup> St. Lawrence River Ports		At Great Lakes and Upper <sup>(1)</sup> St. Lawrence River Ports		At Pacific Ports		TOTAL
		Registry of Vessel	Cargo Tons W. 2000 lb.	Registry of Vessel	Cargo Tons W. 2000 lb.	Registry of Vessel	Cargo Tons W. 2000 lb.	Cargo Tons W. 2000 lb.
Bermuda (concl'd)	Apples	Canada	55	-	-	-	-	55
	Potatoes	Canada	901	-	-	-	-	901
	Other Vegetables, Fresh	Canada	167	-	-	-	-	167
	Hay and Straw	Canada	18	-	-	-	-	18
	Eggs, Butter, Cheese, Milk Products	Canada	52	-	-	-	-	52
	Salt	Canada	31	-	-	-	-	31
	Lumber, Timber, Box, Crate, Cooperage Material	Canada	733	-	-	-	-	733
	Sugar, Raw, Refined	Canada	112	-	-	-	-	112
	Scrap Iron and Steel	Canada	5	-	-	-	-	5
	Iron & Steel (Bar, Sheet, Structural, Pipe)	Canada	38	-	-	-	-	38
	Brick	Canada	41	-	-	-	-	41
	Fertilizer, All Kinds	Canada	20	-	-	-	-	20
	Newsprint Paper	U.S.A.	118	-	-	-	-	118
	Fish, Fresh, Frozen, Cured	Canada	34	-	-	-	-	34
	Canned Goods, All Canned Food Products	Canada	109	-	-	-	-	109
	All Other Freight, N.O.S.	Canada	289	-	-	-	-	289
	Grand Total	-	-	18,094	-	-	-	-
Austria	General	Norway	16	-	-	-	-	16
	Asbestos - Raw	Norway	1,081	-	-	-	-	1,081
		Sweden	1,505	-	-	-	-	1,505
		Other	562	-	-	-	-	562
	Total	-	-	3,148	-	-	-	-
All Other Freight, N.O.S.	-	-	-	Other	413	-	-	413
Grand Total	-	-	3,164	-	413	-	-	3,577
Brazil	General	Canada	398	-	-	U.S.A.	-	398
		U.S.A.	13,416	-	-	U.S.A.	5,801	19,217
		Norway	28,061	-	-	-	-	28,061
	Total	-	-	41,875	-	-	5,801	47,676
	Wheat	U.S.A.	9,900	-	-	U.S.A.	10,640	20,540
		Greece	9,400	-	-	-	-	9,400
		Panama	21,778	-	-	Panama	10,125	31,903
		-	-	-	-	Other	21,500	21,500
	Total	-	-	41,078	-	-	42,265	83,343
	Fruit, Dried	-	-	-	-	U.S.A.	18	18
	Coal - Bituminous	Canada	10,865	-	-	-	-	10,865
		U.S.A.	11,210	-	-	-	-	11,210
		Other	10,642	-	-	-	-	10,642
Total	-	-	32,717	-	-	-	-	32,717
Asbestos - Raw	U.S.A.	881	-	-	-	-	881	
	Norway	1,821	-	-	-	-	1,821	
Total	-	-	2,702	-	-	-	-	2,702
Other Ores & Concentrates	U.S.A.	-	-	-	U.S.A.	793	793	
Other Mine Products	U.S.A.	2	-	-	-	-	2	
Aluminium, Pigs, Bars, Rods, etc.	U.S.A.	1,595	-	-	-	-	1,595	
	Norway	3,795	-	-	-	-	3,795	
Total	-	-	5,390	-	-	-	-	5,390
Autos, Trucks, Parts	-	-	-	-	U.S.A.	49	49	
Newsprint Paper	Norway	923	-	-	-	-	923	
Wood Pulp, Pulp Screenings	U.S.A.	2,555	-	-	U.S.A.	2,352	4,887	
	Norway	770	-	-	-	-	770	
Total	-	-	3,325	-	-	2,332	-	5,657

Cargoes Loaded at Canadian Ports for Foreign Countries, by Countries,  
Kind of Cargo, Registry of Vessel, Tons Weight of Cargo, 1951.

TABLE 8.

Country of Destination	Kind of Cargo	At Atlantic and Lower <sup>(1)</sup> St. Lawrence River Ports		At Great Lakes and Upper <sup>(1)</sup> St. Lawrence River Ports		At Pacific Ports		T O T A L	
		Registry of Vessel	Cargo Tons W. 2000 lb.	Registry of Vessel	Cargo Tons W. 2000 lb.	Registry of Vessel	Cargo Tons W. 2000 lb.	Cargo Tons W. 2000 lb.	
<u>Brazil</u> (concl'd)	Fish, Frozen, Cured	U.K.	2,351	-	-	-	-	2,351	
	Chemicals & Chemical Products	Norway	88	-	-	-	-	88	
	Lead Bars, etc.	-	-	-	-	U.S.A.	333	333	
	All Other Freight, N.O.S.	-	-	-	-	U.S.A.	201	201	
		Norway	58	-	-	-	-	58	
	Total	-	58	-	-	-	201	259	
	Grand Total	-	130,509	-	-	-	51,792	182,301	
<u>Burma</u>	General	-	-	-	-	Other	2	2	
<u>Ceylon</u>	General	U.K.	7,368	-	-	U.K.	13	7,381	
		U.S.A.	17	-	-	-	-	17	
		-	-	-	-	Norway	8	8	
		Other	45	-	-	Other	168	213	
		Total	-	7,430	-	-	-	189	7,619
	Lumber, Timber, Box, Crate, Cooperage Material	-	-	-	-	Greece	4,190	4,190	
	Newsprint Paper	U.K.	5,054	-	-	-	-	5,054	
	Fish, Fresh, Frozen, Cured	U.K.	1	-	-	-	-	1	
	Canned Goods, All Canned Food Products	-	-	-	-	U.S.A.	54	54	
	Grand Total	-	10,485	-	-	-	4,433	14,918	
<u>Chile</u>	General	-	-	-	-	U.S.A.	19	19	
		Norway	4	-	-	Norway	2,336	2,340	
		Total	-	4	-	-	-	2,355	2,359
	Wheat	-	-	-	-	Canada	10,864	10,864	
		U.S.A.	22,001	-	-	U.S.A.	22,160	44,161	
		-	-	-	-	Greece	9,975	9,975	
		-	-	-	-	Panama	21,224	21,224	
		-	-	-	-	Other	9,842	9,842	
		Total	-	22,001	-	-	-	74,065	96,066
	Flour - Grain	U.K.	1,618	-	-	-	-	1,618	
	Tea	-	-	-	-	Norway	431	431	
	Other Animal Products	-	-	-	-	Norway	20	20	
	Lumber, Timber, Box, Crate, Cooperage Material	-	-	-	-	U.S.A.	377	377	
		-	-	-	-	Norway	375	375	
		Total	-	-	-	-	-	752	752
Fish Oils	-	-	-	-	U.S.A.	1	1		
Iron Steel (Bars, Sheet, Structural, Pipes)	-	-	-	-	U.S.A.	8	8		
Aluminium, Figs, Bars, Rod, etc.	U.K.	52	-	-	-	-	52		
	Norway	72	-	-	-	-	72		
	Total	-	124	-	-	-	-	124	
Newsprint Paper	Other	1,430	-	-	-	-	1,430		
Wood Pulp, Pulp Screening	-	-	-	-	U.S.A.	2,182	2,182		
Fish, Fresh, Frozen, Cured	-	-	-	-	Norway	13	13		
Canned Goods, All Canned Food Products	-	-	-	-	U.S.A.	49	49		
All Other Freight, N.O.S.	-	-	-	-	U.S.A.	542	542		
	Grand Total	-	25,177	-	-	-	80,418	105,595	
<u>China - Formosa</u>	General	U.K.	2,143	-	-	-	-	2,143	
		U.S.A.	472	-	-	-	-	472	
		-	-	-	-	Other	2,035	2,035	
		Total	-	2,615	-	-	-	2,035	4,650
	Flour - Grain	-	-	-	-	U.S.A.	355	355	
	-	-	-	-	Other	5,541	5,541		
	Total	-	-	-	-	-	5,896	5,896	
Lumber, Timber, Box, Crate, Cooperage Material	-	-	-	-	U.S.A.	1,829	1,829		
	-	-	-	-	Norway	2,516	2,516		

Cargoes Loaded at Canadian Ports for Foreign Countries, by Countries,  
Kind of Cargo, Registry of Vessel, Tons Weight of Cargo, 1951.

TABLE 8.

Country of Destination	Kind of Cargo	At Atlantic and Lower <sup>(1)</sup> St. Lawrence River Ports		At Great Lakes and Upper <sup>(1)</sup> St. Lawrence River Ports		At Pacific Ports		T O T A L Cargo Tons #. 2000 lb.
		Registry of Vessel	Cargo Tons #. 2000 lb.	Registry of Vessel	Cargo Tons #. 2000 lb.	Registry of Vessel	Cargo Tons #. 2000 lb.	
<u>China - Formosa</u> (concl'd)	Total	-	-	-	-	-	6,904	6,904
	Fertilisers, All Kinds	-	-	-	-	U.S.A.	2,500	2,500
	Newsprint Paper	-	-	-	-	Other	350	350
	Fish, Fresh, Frozen, Cured	-	-	-	-	U.S.A.	2,150	2,150
		-	-	-	-	Other	1,121	1,121
	Total	-	-	-	-	-	3,271	3,271
	Grand Total	-	2,615	-	-	-	20,956	23,571
<u>Columbia</u>	General	-	-	-	-	U.S.A.	206	206
		Norway	13,405	-	-	-	-	13,405
		Sweden	26	-	-	-	-	26
		Other	1,093	-	-	Other	177	1,270
	Total	-	14,524	-	-	-	383	14,907
	Wheat	-	-	-	-	U.S.A.	6,180	6,180
		Norway	11,388	-	-	-	-	11,388
		-	-	-	-	Other	1,467	1,467
	Total	-	11,388	-	-	-	7,647	19,035
	Oats	-	-	-	-	U.S.A.	50	50
	Flour - Grain	-	-	-	-	U.S.A.	855	855
		-	-	-	-	Other	1,388	1,388
	Total	-	-	-	-	-	2,243	2,243
	Other Mill Products - Bran, etc.	-	-	-	-	U.S.A.	113	113
	Potatoes	Norway	1,000	-	-	-	-	1,000
		Sweden	952	-	-	-	-	952
		Other	927	-	-	-	-	927
	Total	-	2,879	-	-	-	-	2,879
	Asbestos - Raw	Norway	352	-	-	-	-	352
	Fish Oils	-	-	-	-	Other	1	1
	Newsprint Paper	Norway	2,935	-	-	U.S.A.	549	549
		Other	1,316	-	-	-	-	1,316
	Total	-	4,251	-	-	-	549	4,800
Paper, Other	-	-	-	-	U.S.A.	6	6	
	-	-	-	-	Other	63	63	
Total	-	-	-	-	-	69	69	
Canned Goods, All Canned Food Products	-	-	-	-	U.S.A.	3	3	
	-	-	-	-	Other	1	1	
Total	-	-	-	-	-	4	4	
All Other Freight, N.O.S.	Canada	257	-	-	-	-	257	
	-	-	-	-	U.S.A.	694	694	
Total	-	257	-	-	-	694	951	
Grand Total	-	33,651	-	-	-	11,753	45,404	
<u>Costa Rica</u>	General	U.K.	510	-	-	-	-	510
		Canada	129	-	-	-	-	129
		-	-	-	-	U.S.A.	128	128
		Norway	32	-	-	-	-	32
		-	-	-	-	Other	276	276
	Total	-	671	-	-	-	404	1,075
	Wheat	-	-	-	-	U.S.A.	1,272	1,272
	Flour - Grain	-	-	-	-	U.S.A.	4,840	4,840
		-	-	-	-	Other	4,673	4,673
	Total	-	-	-	-	-	9,513	9,513
Other Mill Products, Bran, etc.	-	-	-	-	-	26	26	
Beverages	-	-	-	-	U.S.A.	1	1	
Newsprint Paper	U.K.	398	-	-	-	-	398	
	Norway	399	-	-	-	-	399	

Cargoes Loaded at Canadian Ports for Foreign Countries, by Countries,  
Kind of Cargo, Registry of Vessel, Tons Weight of Cargo, 1951.

TABLE 8.

Country of Destination	Kind of Cargo	At Atlantic and Lower(1) St. Lawrence River Ports		At Great Lakes and Upper(1) St. Lawrence River Ports		At Pacific Ports		T O T A L	
		Registry of Vessel	Cargo Tons #. 2000 lb.	Registry of Vessel	Cargo Tons #. 2000 lb.	Registry of Vessel	Cargo Tons #. 2000 lb.	Cargo Tons #. 2000 lb.	
Costa Rica (concl'd)	Total	-	797	-	-	-	-	797	
	Paper, Other	-	-	-	-	U.S.A.	4	4	
		-	-	-	-	Other	17	17	
	Total	-	-	-	-	-	21	21	
	Fish, Fresh, Frozen, Cured Canned Goods, All Canned Food Products	U.K.	1	-	-	-	-	-	1
		-	-	-	-	U.S.A.	2	2	
	Total	-	-	-	-	Other	1	1	
	Total	-	-	-	-	-	3	3	
	All Other Freight, N.O.S.	-	-	-	-	U.S.A.	609	609	
	Grand Total	-	1,469	-	-	-	11,849	13,318	
Cuba	General	U.K.	4,955	-	-	-	-	4,955	
		Canada	17,938	-	-	-	-	17,938	
		Norway	36,729	-	-	-	-	36,729	
		Sweden	23,946	-	-	-	-	23,946	
	Total	-	83,568	-	-	-	-	83,568	
	Wheat	Sweden	544	-	-	-	-	544	
		Canada	563	-	-	-	-	563	
	Oats	Norway	2,537	-	-	-	-	2,537	
		Sweden	1,636	-	-	-	-	1,636	
	Total	-	4,736	-	-	-	-	4,736	
	Flour - Grain	Norway	2,508	-	-	-	-	2,508	
	Potatoes	Canada	1,582	-	-	-	-	1,582	
		Norway	4,187	-	-	-	-	4,187	
	Total	Sweden	2,488	-	-	-	-	2,488	
	Total	-	8,257	-	-	-	-	8,257	
	Asbestos, Raw	Sweden	767	-	-	-	Other	10	767
		-	-	-	-	-	-	10	10
	Total	-	767	-	-	-	-	10	777
	Lumber, Timber, Box, Crate, Cooperage material	Sweden	1	-	-	-	-	-	1
		-	-	-	-	-	-	-	-
	Plywood	-	-	-	-	Other	42	42	
	Other Forest Products	Sweden	15	-	-	-	-	15	
	Aluminium, Pipe, Bars, Rods, etc.	U.K.	12	-	-	-	-	12	
		Canada	25	-	-	-	-	25	
	Total	Norway	50	-	-	-	-	50	
	Total	-	87	-	-	-	-	87	
	Fertilizers, All Kinds	Norway	1,100	-	-	-	-	1,100	
		U.K.	729	-	-	-	-	729	
	Newsprint Paper	Canada	1,515	-	-	-	-	1,515	
		Norway	229	-	-	-	-	229	
	Total	Sweden	12,580	-	-	-	-	12,580	
	Total	-	15,053	-	-	-	-	15,053	
	Paper, Other	-	-	-	-	Other	35	35	
	Fish, Fresh, Frozen, Cured	U.K.	40	-	-	-	-	40	
		Canada	517	-	-	-	-	517	
	Total	Norway	23	-	-	-	-	23	
	Total	-	580	-	-	-	-	580	
	Canned Goods, All Canned Food Products	U.K.	66	-	-	-	-	66	
		U.K.	110	-	-	-	-	110	
	Chemicals & Chemical Prod.	Norway	169	-	-	-	-	169	
Sweden		138	-	-	-	-	138		
Total	-	417	-	-	-	-	417		
All Other Freight, N.O.S.	U.K.	5	-	-	-	-	5		
	Sweden	9	-	-	-	-	9		
Total	-	14	-	-	-	-	14		
Grand Total	-	117,713	-	-	-	87	117,800		



Cargoes Loaded at Canadian Ports for Foreign Countries, by Countries,

TABLE 8.

Kind of Cargo, Registry of Vessel, Tons Weight of Cargo, 1951.

Country of Destination	Kind of Cargo	At Atlantic and Lower <sup>(1)</sup> St. Lawrence River Ports		At Great Lakes and Upper <sup>(1)</sup> St. Lawrence River Ports		At Pacific Ports		T O T A L
		Registry of Vessel	Cargo Tons W. 2000 lb.	Registry of Vessel	Cargo Tons W. 2000 lb.	Registry of Vessel	Cargo Tons W. 2000 lb.	Cargo Tons W. 2000 lb.
<u>Cyprus - Malta</u>	General	Other	614	-	-	-	-	614
	Wheat	U.K.	9,400	-	-	-	-	9,400
		Canada	1,407	-	-	-	-	1,407
		Other	1,384	-	-	-	-	1,384
	Total	-	12,191	-	-	-	-	12,191
	Flour - Grain	Other	6,220	-	-	-	-	6,220
	Lumber, Timber, Box, Crates, Coopersage Material	-	-	-	-	Panama	936	936
		-	-	-	-	Other	434	434
	Total	-	-	-	-	-	1,370	1,370
	Fish, Fresh, Frozen, Cured	U.K.	142	-	-	-	-	142
	Other	35	-	-	-	-	35	
Total	-	177	-	-	-	-	177	
Grand Total	-	19,202	-	-	-	1,370	20,572	
<u>Denmark</u>	General	Canada	214	-	-	-	-	214
		U.S.A.	82	-	-	-	-	82
		Norway	527	Norway	484	-	-	1,011
		Sweden	2,535	Sweden	225	-	-	2,760
	Total	-	3,358	-	709	-	-	4,067
	Wheat	U.K.	7,623	-	-	-	-	7,623
		Other	8,504	-	-	-	-	8,504
	Total	-	16,127	-	-	-	-	16,127
	Barley	Canada	10,920	-	-	-	-	10,920
		Greece	22,072	-	-	-	-	22,072
Total	-	32,992	-	-	-	-	32,992	
Other Agricultural Prod.	-	-	Sweden	100	-	-	100	
Asbestos - Raw	Sweden	380	-	-	-	-	380	
All Other Freight, N.O.S.	-	-	Sweden	151	-	-	151	
Grand Total	-	52,857	-	960	-	-	53,817	
<u>Dominican Republic</u>	General	U.K.	3,041	-	-	-	-	3,041
		Canada	6,562	-	-	-	-	6,562
		Norway	4,915	-	-	-	-	4,915
	Total	-	14,518	-	-	-	-	14,518
	Fertilizer, All Kinds	-	-	-	-	Other	760	760
Fish, Fresh, Frozen, Cured	U.K.	22	-	-	-	-	22	
All Other Freight, N.O.S.	-	-	-	-	U.S.A.	522	522	
Grand Total	-	14,540	-	-	-	1,282	15,822	
<u>East Indies - French - Indo China</u>	General	U.S.A.	332	-	-	-	-	332
	Grand Total	-	332	-	-	-	-	332
<u>Ecuador</u>	General	Other	1,545	-	-	Norway	687	687
	Total	-	1,545	-	-	-	687	2,232
	Wheat	-	-	-	-	U.S.A.	1,664	1,664
	Flour - Grain	-	-	-	-	U.S.A.	1,359	1,359
		-	-	-	-	Norway	153	153
	Total	-	-	-	-	-	1,512	1,512
	Other Animal Products	-	-	-	-	U.S.A.	28	28
	Paper, Other	-	-	-	-	U.S.A.	25	25
	Fish, Fresh, Frozen, Cured	-	-	-	-	Norway	46	46
	Canned Goods, All Canned Food Products	-	-	-	-	U.S.A.	2	2
All Other Freight, N.O.S.	-	-	-	-	U.S.A.	242	242	
Grand Total	-	1,545	-	-	-	4,206	5,751	
<u>Egypt</u>	General	U.K.	4,167	-	-	-	-	4,167
		Other	441	-	-	-	-	441
	Total	-	4,608	-	-	-	-	4,608

Cargoes Loaded at Canadian Ports for Foreign Countries, by Countries,

TABLE 8.

Kind of Cargo, Registry of Vessel, Tons Weight of Cargo, 1951.

Country of Destination	Kind of Cargo	At Atlantic and Lower <sup>(1)</sup> St. Lawrence River Ports		At Great Lakes and Upper <sup>(1)</sup> St. Lawrence River Ports		At Pacific Ports		TOTAL
		Registry of Vessel	Cargo Tons W. 2000 lb.	Registry of Vessel	Cargo Tons W. 2000 lb.	Registry of Vessel	Cargo Tons W. 2000 lb.	Cargo Tons W. 2000 lb.
<u>Egypt</u> (concl'd)	Wheat	Greece	11,088	-	-	-	-	11,088
	Canned Goods, All Canned Food Products	-	-	-	-	Other	18	18
	Grand Total	-	15,696	-	-	-	18	15,714
<u>Eire</u>	General	U.K.	62,708	-	-	-	-	62,708
		Other	27,036	-	-	-	-	27,036
	Total	-	89,744	-	-	-	-	89,744
	Wheat	U.K.	25,582	-	-	-	-	25,582
		Other	19,633	-	-	Sweden	3,360	3,360
	Total	-	45,215	-	-	-	3,360	48,575
	Lumber, Timber, Box, Crate, Cooperage Material	U.K.	9,995	-	-	-	-	9,995
		Other	21,153	-	-	Other	2,017	23,170
	Total	-	31,148	-	-	-	2,017	33,165
	Newsprint Paper	U.K.	1,905	-	-	-	-	1,905
		Other	6,884	-	-	-	-	6,884
Total	-	8,789	-	-	-	-	8,789	
Wood Pulp, Pulp Screenings	Other	125	-	-	-	-	125	
Grand Total	-	175,021	-	-	-	5,377	180,398	
<u>El Salvador</u>	General	Norway	26	-	-	Norway	32	58
		-	-	-	-	Other	156	156
	Total	-	26	-	-	-	188	214
	Wheat	-	-	-	-	Other	38	38
	Flour - Grain	-	-	-	-	U.S.A.	2,397	2,397
		-	-	-	-	Other	978	978
	Total	-	-	-	-	-	3,375	3,375
	Other Agricultural Products	-	-	-	-	U.S.A.	763	763
	Lumber, Timber, Box, Crate, Cooperage Material	-	-	-	-	Norway	203	203
		-	-	-	-	Other	979	979
	Total	-	-	-	-	-	1,182	1,182
Agricultural Implements	-	-	-	-	U.S.A.	1	1	
Beverages	-	-	-	-	U.S.A.	5	5	
Paper, Other	-	-	-	-	U.S.A.	11	11	
Canned Goods - All Canned Food Products	-	-	-	-	U.S.A.	1	1	
All Other Freight, N.O.S.	-	-	-	-	U.S.A.	822	822	
Grand Total	-	26	-	-	-	6,366	6,412	
<u>Eritrea - British and French Somaliland - Saudi Arabia</u>	General	U.S.A.	101	-	-	-	-	101
		Other	756	-	-	-	-	756
	Total	-	857	-	-	-	-	857
	Lumber, Timber, Box, Crate, Cooperage Material	-	-	-	-	U.S.A.	600	600
	Plywood	-	-	-	-	U.S.A.	223	223
Grand Total	-	857	-	-	-	823	1,680	
<u>Fiji</u>	General	-	-	-	-	U.K.	758	758
		-	-	-	-	Norway	389	389
		-	-	-	-	Other	11	11
	Total	-	-	-	-	-	1,158	1,158
	Lumber, Timber, Box, Crate, Cooperage Material	U.K.	2,234	-	-	-	-	2,234
	-	-	-	-	Norway	1,291	1,291	
	-	-	-	-	Other	5,029	5,029	
Total	-	2,234	-	-	-	6,320	8,554	

Cargoes Loaded at Canadian Ports for Foreign Countries, by Countries,  
Kind of Cargo, Registry of Vessel, Tons Weight of Cargo, 1951.

TABLE 8.

Country of Destination	Kind of Cargo	At Atlantic and Lower(1) St. Lawrence River Ports		At Great Lakes and Upper(1) St. Lawrence River Ports		At Pacific Ports		TOTAL
		Registry of Vessel	Cargo Tons #. 2000 lb.	Registry of Vessel	Cargo Tons #. 2000 lb.	Registry of Vessel	Cargo Tons #. 2000 lb.	Cargo Tons #. 2000 lb.
Fiji (consolid)	Plywood	-	-	-	-	Norway	8	8
	Grand Total	-	2,234	-	-	-	7,486	9,720
Finland	General	Norway	41	-	-	-	-	41
		Sweden	340	-	-	-	-	340
	Total	-	381	-	-	-	-	381
	Rye	Other	12,734	-	-	-	-	12,734
	Iron, Pig, Bloom All Other Freight, N.O.S.	-	-	-	-	Sweden	56	56
		-	-	Sweden	4	-	4	
Grand Total	-	13,115	-	4	-	56	13,175	
France - Atlantic English Channel	General	U.K.	12,815	-	-	-	-	12,815
		Canada	11,790	-	-	-	-	11,790
		Norway	13,278	-	-	Norway	1,033	14,311
		Sweden	6,094	-	-	-	-	6,094
		Other	30,816	Other	231	Other	1,502	32,549
	Total	-	74,793	-	231	-	2,535	77,559
	Wheat	Greece	20,113	-	-	-	-	20,113
	Corn	U.S.A.	11,032	-	-	-	-	11,032
	Barley	U.S.A.	10,000	-	-	-	-	10,000
		Other	19,944	-	-	-	-	19,944
	Total	-	29,944	-	-	-	-	29,944
	Skins-Raw-Undressed	U.K.	13	-	-	-	-	13
	Asbestos-Raw	U.K.	2,580	-	-	-	-	2,580
		Canada	1,767	-	-	-	-	1,767
		Norway	2,658	-	-	-	-	2,658
		Sweden	1,033	-	-	-	-	1,033
		Other	10,914	-	-	-	-	10,914
	Total	-	18,952	-	-	-	-	18,952
	Other Ores & Concentrates	Other	1,120	-	-	U.S.A.	45,248	45,248
	Total	-	1,120	-	-	-	45,248	46,368
	Pulpwood, Pulpwood Chips	U.K.	9,600	-	-	-	-	9,600
		Norway	70,670	-	-	-	-	70,670
	Panama	12,037	-	-	-	-	12,037	
	Sweden	24,792	-	-	-	-	24,792	
	Other	84,462	-	-	-	-	84,462	
Total	-	201,561	-	-	-	-	201,561	
Lumber, Timber, Box, Crats, Cooperage Material	-	-	-	-	U.S.A.	170	170	
	-	-	-	-	Norway	224	224	
	-	-	-	-	Other	2,254	2,254	
Total	-	-	-	-	-	2,648	2,648	
Other Forest Products	Norway	5	-	-	-	-	5	
Petroleum Oils & Other Petroleum Products	Norway	25	-	-	-	-	25	
Aluminium, Pigs, Bars, Rods, etc.	Other	274	-	-	-	-	274	
Autos, Trucks, Parts	-	-	Other	2	-	-	2	
Newsprint Paper	Other	2,011	-	-	-	-	2,011	
Wood Pulp, Pulp Screenings	U.K.	147	-	-	-	-	147	
	Canada	1,629	-	-	-	-	1,629	
	Norway	1,542	-	-	Norway	7,053	8,595	
	Sweden	182	-	-	Sweden	600	782	
	Other	7,392	-	-	Other	2,809	10,201	
Total	-	10,892	-	-	-	10,462	21,354	
Fish, Fresh, Frozen, Cured	-	-	-	-	Other	7	7	
Canned Goods, All Canned Food Products	-	-	-	-	Norway	62	62	
Zinc Bars, etc.	-	-	-	-	Other	587	587	

Cargoes Loaded at Canadian Ports for Foreign Countries, by Countries,  
Kind of Cargo, Registry of Vessel, Tons Weight of Cargo, 1951.

TABLE B.

Country of Destination	Kind of Cargo	At Atlantic and Lower <sup>(1)</sup> St. Lawrence River Ports		At Great Lakes and Upper <sup>(1)</sup> St. Lawrence River Ports		At Pacific Ports		TOTAL	
		Registry of Vessel	Cargo Tons #. 2000 lb.	Registry of Vessel	Cargo Tons #. 2000 lb.	Registry of Vessel	Cargo Tons #. 2000 lb.	Cargo Tons #. 2000 lb.	
<u>France - Atlantic English Channel (concl'd)</u>	All Other Freight, N.O.S.	-	-	Norway	152	-	-	152	
		Sweden	2	Sweden	256	-	-	258	
		-	-	Other	6,962	Other	1	6,963	
		-	2	-	7,390	-	1	7,393	
	Grand Total	-	370,737	-	7,623	-	61,550	439,910	
<u>France - Mediterranean</u>	General Wheat	Other	3,444	-	-	-	-	3,444	
		U.K.	10,626	-	-	-	-	10,626	
		Canada	10,913	-	-	-	-	10,913	
		Greece	11,068	-	-	-	-	11,068	
		Norway	10,424	-	-	-	-	10,424	
		Other	19,306	-	-	-	-	19,306	
	Total	-	62,357	-	-	-	-	62,357	
	Grand Total	-	65,801	-	-	-	-	65,801	
<u>Germany</u>	General	U.K.	15,024	-	-	-	-	15,024	
		Canada	17,883	-	-	-	-	17,883	
		Norway	5,735	Norway	14	Norway	1	5,750	
		Panama	66	-	-	-	-	66	
		Sweden	7,444	-	-	Sweden	1	7,445	
		Other	10,602	Other	246	Other	616	11,464	
	Total	-	56,754	-	260	-	618	57,632	
	Wheat	U.K.	17,787	-	-	-	-	-	17,787
		Canada	18,324	-	-	-	-	-	18,324
		Greece	10,650	-	-	-	-	-	10,650
		Panama	21,543	-	-	-	-	-	21,543
		Other	43,616	-	-	-	Other	1,900	45,516
	Total	-	111,920	-	-	-	1,900	113,820	
	Barley	U.K.	10,752	-	-	-	-	-	10,752
		Greece	21,227	-	-	-	-	-	21,227
		Other	11,421	-	-	-	-	-	11,421
	Total	-	32,648	-	-	-	-	32,648	
	Flour - Grain	U.K.	690	-	-	-	-	-	690
		Canada	3,172	-	-	-	-	-	3,172
	Total	-	3,862	-	-	-	-	3,862	
	Other Seeds, (Cloverseed)	U.K.	283	-	-	-	-	-	283
		Greece	34,832	-	-	-	-	-	34,832
		Sweden	133,399	-	-	-	-	-	133,399
Total	-	168,231	-	-	-	-	168,231		
Copper Ores & Concentrates	U.K.	471	-	-	-	Other	503	471	
	-	-	-	-	-	-	503	503	
Total	-	471	-	-	-	-	503	974	
Asbestos - Raw	U.K.	1,043	-	-	-	-	-	1,043	
	Canada	499	-	-	-	-	-	499	
	Norway	130	-	-	-	-	-	130	
	Sweden	2,040	-	-	-	-	-	2,040	
	Other	1,460	-	-	-	-	-	1,460	
Total	-	5,172	-	-	-	-	-	5,172	
Other Ores & Concentrates	-	-	-	-	-	U.S.A.	144	144	
	-	-	-	-	-	Sweden	303	303	
	Other	1,320	-	-	-	-	-	1,320	
Total	-	1,320	-	-	-	-	447	1,767	
Other Mine Products Pulpwood, Pulpwood Chips Lumber, Timber, Box, Crate, Cooperage Material	U.K.	1	-	-	-	-	-	1	
	Other	50,200	-	-	-	-	-	50,200	
	U.K.	1	-	-	-	-	-	1	
	-	-	-	-	-	Sweden	77	77	
	-	-	-	-	-	Other	301	301	
Total	-	1	-	-	-	-	378	379	
Petroleum Oils & Other Petroleum Products	Norway	47	-	-	-	-	-	47	
	-	-	-	-	-	Other	400	400	
Fish Oils	-	-	-	-	-	-	-	-	
Castings & Machinery	Norway	1	-	-	-	-	-	1	

Cargoes Loaded at Canadian Ports for Foreign Countries, by Countries

TABLE 8.

Kind of Cargo, Registry of Vessel, Tons Weight of Cargo, 1951

Country of Destination	Kind of Cargo	At Atlantic and Lower <sup>(1)</sup> St. Lawrence River Ports		At Great Lakes and Upper <sup>(1)</sup> St. Lawrence River Ports		At Pacific Ports		T O T A L	
		Registry of Vessel	Cargo Tons W. 2000 lb.	Registry of Vessel	Cargo Tons W. 2000 lb.	Registry of Vessel	Cargo Tons W. 2000 lb.	Cargo Tons W. 2000 lb.	
Germany (concl'd)	Aluminium, Pigs, Bars, Rods, etc.	U.K.	1,035	-	-	-	-	1,035	
		Sweden	457	-	-	-	-	457	
		Other	865	-	-	-	-	865	
	Total	-	2,357	-	-	-	-	2,357	
	Beverages	Other	-	8	-	-	-	-	8
		Panama	-	561	-	-	-	-	561
		Sweden	-	1,698	-	-	Sweden	220	1,918
	Total	-	2,259	-	-	-	220	2,479	
	Wood Pulp, Pulp Screenings	-	-	-	-	-	U.S.A.	2,240	2,240
		-	-	-	-	-	Norway	6,544	6,544
		-	-	-	-	-	Sweden	3,815	3,815
-		-	-	-	-	Other	924	924	
Total	-	-	-	-	-	13,523	13,523		
Chemicals & Chemical Prod.	-	-	-	Norway	189	-	-	189	
	-	-	-	Other	796	Sweden	22	22	
	-	-	-	-	-	-	-	796	
Total	-	-	-	985	-	22	1,007		
All Other Freight, N.O.S.	-	-	-	Norway	729	Norway	7	736	
	-	-	-	Other	-	Sweden	75	75	
	-	-	-	Other	2,759	Other	1	2,760	
Total	-	-	-	-	-	83	3,571		
Grand Total	-	446,287	-	4,733	-	18,094	469,114		
Gibraltar	General	U.K.	932	-	-	-	-	932	
		Canada	817	-	-	-	-	817	
		Other	1,854	-	-	-	-	1,854	
	Total	-	3,583	-	-	-	-	3,583	
	Flour - Grain	U.K.	744	-	-	-	-	-	744
		Canada	412	-	-	-	-	-	412
	Total	-	1,156	-	-	-	-	1,156	
Lumber, Timber, Box, Crate, Cooperage Material	-	-	-	-	-	Other	468	468	
	Other	616	-	-	-	-	-	616	
	Other	1	-	-	-	-	-	1	
	Other	1	-	-	-	-	-	1	
Grand Total	-	5,357	-	-	-	468	5,825		
Gold Coast	General	U.K.	90	-	-	-	-	90	
		Other	71	-	-	-	-	71	
	Grand Total	-	161	-	-	-	-	161	
Greece	General	U.K.	135	-	-	-	-	135	
		Canada	67	-	-	-	-	67	
		Greece	14	-	-	-	-	14	
		-	-	-	-	Panama	4	4	
		Other	61	-	-	-	-	61	
	Total	-	277	-	-	-	4	281	
	Lumber, Timber, Box, Crate, Cooperage Material	-	-	-	-	-	Panama	8,197	8,197
		-	-	-	-	-	Other	6,305	6,305
	Total	-	-	-	-	-	14,502	14,502	
	Aluminium, Pigs, Bars, Rods, etc.	U.K.	85	-	-	-	-	-	85
Norway		208	-	-	-	-	-	208	
Total	-	293	-	-	-	-	293		
Newsprint Paper	U.K.	1,580	-	-	-	-	-	1,580	
	U.K.	300	-	-	-	-	-	300	
Fish, Fresh, Frozen, Cured	-	-	-	-	-	-	-	-	
Grand Total	-	2,450	-	-	-	-	14,506	16,956	
Greenland	General	U.S.A.	2,706	-	-	-	-	2,706	
		U.S.A.	100	-	-	-	-	100	
	Grand Total	-	2,806	-	-	-	-	2,806	
Quam - Other Pacific Islands	General	-	-	-	-	Canada	110	110	
		-	-	-	-	U.S.A.	154	154	

Cargoes Loaded at Canadian Ports For Foreign Countries, by Countries,  
Kind of Cargo, Registry of Vessel, Tons Weight of Cargo, 1951.

TABLE 8.

Country of Destination	Kind of Cargo	At Atlantic and Lower <sup>(1)</sup> St. Lawrence River Ports		At Great Lakes and Upper <sup>(1)</sup> St. Lawrence River Ports		At Pacific Ports		TOTAL
		Registry of Vessel	Cargo Tons W. 2000 lb.	Registry of Vessel	Cargo Tons W. 2000 lb.	Registry of Vessel	Cargo Tons W. 2000 lb.	Cargo Tons W. 2000 lb.
<u>Guam - Other Pacific Islands</u> (concl'd)	General	-	-	-	-	Norway	96	96
		-	-	-	-	Other	550	550
	Total	-	-	-	-	-	900	900
	Flour - Grain	-	-	-	-	U.S.A.	438	438
	Other Agricultural Products	-	-	-	-	Canada	1	1
		-	-	-	-	Norway	45	45
	Total	-	-	-	-	-	46	46
	Lumber, Timber, Box, Crate, Coopage Material	-	-	-	-	U.S.A.	897	897
		-	-	-	-	Norway	2,968	2,968
		-	-	-	-	Other	1,362	1,362
	Total	-	-	-	-	-	5,227	5,227
Beverages	-	-	-	-	U.S.A.	33	33	
	-	-	-	-	Norway	10	10	
Total	-	-	-	-	-	43	43	
Grand Total	-	-	-	-	-	6,654	6,654	
<u>Guatemala</u>	General	-	-	-	-	U.S.A.	95	95
		Norway	1,138	-	-	-	-	1,138
		Other	323	-	-	Other	551	874
	Total	-	1,461	-	-	-	646	2,107
	Wheat	-	-	-	-	U.S.A.	95	95
	Flour - Grain	-	-	-	-	U.S.A.	5,175	5,175
		-	-	-	-	Other	1,271	1,271
	Total	-	-	-	-	-	6,446	6,446
	Other Mill Products, Bran	-	-	-	-	U.S.A.	16	16
	Other Agricultural Prod.	-	-	-	-	U.S.A.	343	343
		-	-	-	-	Other	55	55
	Total	-	-	-	-	-	398	398
	Castings and Machinery	-	-	-	-	U.S.A.	25	25
	Beverages	-	-	-	-	U.S.A.	6	6
	Wood Pulp, Pulp Screenings	-	-	-	-	Other	360	360
Canned Goods, All Canned	-	-	-	-	Other	2	2	
Food Products	-	-	-	-	-	-	-	
Zinc Bars, etc.	-	-	-	-	U.S.A.	4	4	
All Other Freight, N.O.S.	-	-	-	-	U.S.A.	1,216	1,216	
Grand Total	-	1,461	-	-	-	9,214	10,675	
<u>Guiana - British</u>	General	U.K.	176	-	-	-	-	176
		Canada	8,839	-	-	-	-	8,839
		U.S.A.	16,058	-	-	-	-	16,058
		Norway	10,333	-	-	-	-	10,333
		Other	760	-	-	-	-	760
	Total	-	36,166	-	-	-	-	36,166
	Barley	Canada	14	-	-	-	-	14
	Flour - Grain	Canada	6,271	-	-	-	-	6,271
	Apples	Canada	6	-	-	-	-	6
	Potatoes	Canada	679	-	-	-	-	679
	Dressed Meats, Fresh, Frozen	Canada	2	-	-	-	-	2
	Dressed Meats, Cured, Salted	Canada	46	-	-	-	-	46
	Bauxite	Norway	112	-	-	-	-	112
	Lumber, Timber, Box, Crate, Coopage Material	Canada	84	-	-	-	-	84
		-	-	-	-	U.S.A.	522	522
	Total	-	84	-	-	-	522	606
	Containers, Empty, Wood and Metal	Other	76	-	-	-	-	76
	Beverages	Canada	22	-	-	-	-	22
	Newsprint Paper	Canada	25	-	-	-	-	25
	Paper, Other	Canada	14	-	-	-	-	14
	-	-	-	-	U.S.A.	542	542	
Total	-	14	-	-	-	542	566	

Cargoes Loaded at Canadian Ports for Foreign Countries, by Countries,  
Kind of Cargo, Registry of Vessel, Tons Weight of Cargo, 1951.

TABLE 8.

Country of Destination	Kind of Cargo	At Atlantic and Lower(1) St. Lawrence River Ports		At Great Lakes and Upper(1) St. Lawrence River Ports		At Pacific Ports		TOTAL
		Registry of Vessel	Cargo Tons #, 2000 lb.	Registry of Vessel	Cargo Tons #, 2000 lb.	Registry of Vessel	Cargo Tons #, 2000 lb.	Cargo Tons #, 2000 lb.
<u>Guam - British</u> (concl'd)	Fish, Fresh, Frozen, Cured	Canada	228	-	-	-	-	228
		U.S.A.	1	-	-	-	-	1
	Total	-	229	-	-	-	-	229
	Canned Goods, All Canned Food Products	Canada	43	-	-	-	-	43
		-	-	-	-	U.S.A.	36	36
	Total	-	43	-	-	-	36	79
	Chemicals & Chemical Products All Other Freight, N.O.S.	Norway	112	-	-	-	-	112
	Canada	418	-	-	-	-	418	
Grand Total	-	44,519	-	-	-	1,100	45,419	
<u>Guiana - Netherlands</u> <u>Surinam</u>	General	U.S.A.	1,201	-	-	-	-	1,201
		Norway	51	-	-	-	-	51
	Total	-	1,252	-	-	-	-	1,252
	Fish, Fresh, Frozen, Cured	-	-	-	-	U.S.A.	23	23
	Canned Goods, All Canned Food Products	-	-	-	-	U.S.A.	1	1
	All Other Freight, N.O.S.	Canada	63	-	-	-	-	63
	Grand Total	-	1,315	-	-	-	24	1,339
<u>Hawaiian Islands</u>	General	-	-	-	-	U.K.	563	563
		Norway	73	-	-	U.S.A.	1,584	1,584
	Total	-	73	-	-	-	-	73
	Other Agricultural Products	-	-	-	-	U.S.A.	50	50
	Dressed Meats, Fresh, Frozen	-	-	-	-	U.S.A.	33	33
	Dressed Meats, Cured, Salted	-	-	-	-	U.S.A.	995	995
	Lumber, Timber, Box, Crates	-	-	-	-	U.S.A.	13,850	13,850
	Cooperage Material	-	-	-	-	U.S.A.	95	95
	Plywood	-	-	-	-	U.S.A.	53,771	53,771
	Fertilizers, All Kinds	-	-	-	-	U.S.A.	3,001	3,001
	Newsprint, Paper	-	-	-	-	U.S.A.	34	34
	All Other Freight, N.O.S.	-	-	-	-	-	-	-
	Grand Total	-	73	-	-	-	73,756	73,829
<u>Haiti</u>	General	U.K.	1,164	-	-	-	-	1,164
		Canada	3,911	-	-	-	-	3,911
		Norway	3,492	-	-	-	-	3,492
		Other	916	-	-	-	-	916
	Total	-	9,483	-	-	-	-	9,483
	Fish, Fresh, Frozen, Cured	U.K.	3	-	-	-	-	3
		Canada	85	-	-	-	-	85
	Norway	168	-	-	-	-	168	
Total	-	256	-	-	-	-	256	
Canned Goods, All Canned Food Products	-	-	-	-	U.S.A.	10	10	
Grand Total	-	9,739	-	-	-	10	9,749	
<u>Honduras</u>	General	Canada	6	-	-	-	-	6
		-	-	-	-	U.S.A.	6	6
		Other	1	-	-	-	-	1
	Total	-	7	-	-	-	6	13
	Wheat	-	-	-	-	U.S.A.	203	203
	Paper, Other	-	-	-	-	U.S.A.	2	2
	Fish, Fresh, Frozen, Cured Canned Goods, All Canned Food Products	U.K.	68	-	-	-	-	68
	-	-	-	-	U.S.A.	2	2	
Grand Total	-	75	-	-	-	215	288	

Cargoes Loaded at Canadian Ports for Foreign Countries, by Countries,

TABLE 8.

Kind of Cargo, Register of Vessel, Tons Weight of Cargo, 1951.

Country of Destination	Kind of Cargo	At Atlantic and Lower(1) St. Lawrence River Ports		At Great Lakes and Upper(1) St. Lawrence River Ports		At Pacific Ports		T O T A L
		Registry of Vessel	Cargo Tons W. 2000 lb.	Registry of Vessel	Cargo Tons W. 2000 lb.	Registry of Vessel	Cargo Tons W. 2000 lb.	Cargo Tons W. 2000 lb.
<u>Honduras - British</u>	General	U.K.	7	-	-	-	-	7
		Norway	818	-	-	-	-	818
		Other	132	-	-	-	-	132
	Total	-	957	-	-	-	-	957
	Grand Total	-	957	-	-	-	-	957
<u>Hong Kong</u>	General	U.K.	5,129	-	-	-	-	5,129
		-	-	-	-	U.S.A.	2,023	2,023
		-	-	-	-	Norway	6,766	6,766
	Total	-	5,129	-	-	-	8,789	13,918
	Oats	-	-	-	-	U.S.A.	110	110
	Barley	-	-	-	-	U.S.A.	40	40
	Flour - Grain	-	-	-	-	U.S.A.	11,990	11,990
	Other Mill Products, Bran, etc.	-	-	-	-	U.S.A.	25	25
	Apples	-	-	-	-	U.S.A.	86	86
	Other Animal Products	-	-	-	-	U.S.A.	63	63
	Lumber, Timber, Box, Crate, Coopersage Material	-	-	-	-	U.S.A.	9,220	9,220
		-	-	-	-	Other	16,036	16,036
	Total	-	-	-	-	-	25,256	25,256
	Iron, Steel, (Bar, Sheet, Structural, Pipe)	U.K.	9	-	-	-	-	9
	Autos, Trucks, Parts	-	-	-	-	U.S.A.	51	51
	Beverages	-	-	-	-	U.S.A.	86	86
	Newsprint Paper	-	-	-	-	U.S.A.	995	995
Paper, Other	-	-	-	-	U.S.A.	85	85	
Chemicals & Chemical Products	-	-	-	-	U.S.A.	580	580	
All Other Freight, N.O.S.	-	-	-	-	U.S.A.	613	613	
Grand Total	-	5,138	-	-	-	48,769	53,907	
<u>Iceland</u>	General	Other	1,663	-	-	-	-	1,663
	Lumber, Timber, Box, Crate, Coopersage Material	Other	832	-	-	-	-	832
	Fertilizers, All Kinds	-	-	-	-	U.S.A.	5,940	5,940
	Grand Total	-	2,495	-	-	-	5,940	8,435
<u>India</u>	General	U.K.	46,938	-	-	U.K.	1,980	48,918
		U.S.A.	471	-	-	-	-	471
		-	-	-	-	Norway	2,439	2,439
		Other	709	-	-	Other	8,387	9,096
	Total	-	48,118	-	-	-	12,806	60,924
	Wheat	-	-	-	-	U.K.	120,275	120,275
		-	-	-	-	Canada	10,192	10,192
		-	-	-	-	Greece	73,888	73,888
		-	-	-	-	Norway	9,845	9,845
		-	-	-	-	Panama	21,302	21,302
		-	-	-	-	Other	48,709	48,709
Total	-	-	-	-	-	284,211	284,211	
Flour - Grain	-	-	-	-	Other	1,976	1,976	
Aluminium, Pigs, Bars, Rods, etc.	U.K.	1,313	-	-	-	-	1,313	
Newsprint Paper	U.K.	6,646	-	-	-	-	6,646	
All Other Freight, N.O.S.	-	-	-	-	Other	12	12	
Grand Total	-	56,077	-	-	-	299,005	355,082	
<u>Indonesia</u>	General	U.K.	150	-	-	U.K.	601	751
		U.S.A.	2,650	-	-	-	-	2,650
		-	-	-	-	Norway	4,581	4,581
		Other	240	-	-	Other	3,896	4,136
	Total	-	3,040	-	-	-	9,078	12,118
Flour - Grain	-	-	-	-	U.S.A.	1,445	1,445	
Grand Total	-	3,040	-	-	-	10,523	13,563	



## Cargoes Loaded at Canadian Ports for Foreign Countries, by Countries,

TABLE B.

Kind of Cargo, Registry of Vessel, Tons Weight of Cargo, 1951.

Country of Destination		At Atlantic and Lower(1) St. Lawrence River Ports		At Great Lakes and Upper(1) St. Lawrence River Ports		At Pacific Ports		T O T A L Cargo Tons #.
		Registry of Vessel	Cargo Tons W. 2000 lb.	Registry of Vessel	Cargo Tons W. 2000 lb.	Registry of Vessel	Cargo Tons W. 2000 lb.	
Iran - Persia	General	-	-	-	-	U.K.	4	4
		-	-	-	-	Canada	30,221	30,221
		-	-	-	-	Norway	469	469
	Total	-	-	-	-	-	30,694	30,694
	Grand Total	-	-	-	-	-	30,694	30,694
Iraq	General	-	-	-	-	U.K.	285	285
		-	-	-	-	Other	300	300
	Total	-	-	-	-	-	585	585
	Grand Total	-	-	-	-	-	585	585
Israel	General	Greece	1,222	-	-	-	-	1,222
		Other	12,920	-	-	-	-	12,920
	Total	-	14,142	-	-	-	-	14,142
	Wheat	U.S.A.	9,000	-	-	-	-	9,000
		Greece	18,930	-	-	-	-	18,930
		Panama	22,462	-	-	-	-	22,462
		Other	3,041	-	-	-	-	3,041
	Total	-	53,433	-	-	-	-	53,433
	Oats	Other	177	-	-	-	-	177
	Flour - Grain	Other	700	-	-	-	-	700
	Logs, Posts, Poles, Pitprops Piling	Other	100	-	-	-	-	100
	Lumber, Timber, Box, Crate, Cooperage Material	-	-	-	-	Greece	8,138	8,138
		-	-	-	-	Panama	15,574	15,574
		Other	4,383	-	-	Other	8,650	13,033
Total	-	4,383	-	-	-	32,362	36,745	
Grand Total	-	72,935	-	-	-	32,362	105,297	
Italy	General	U.K.	16,936	-	-	-	-	16,936
		Canada	10,969	-	-	-	-	10,969
		Greece	17	-	-	-	-	17
		Norway	1,525	-	-	-	-	1,525
		Panama	95	-	-	-	-	95
		Other	31,767	-	-	Other	2,636	34,403
	Total	-	61,309	-	-	-	2,636	63,945
	Wheat	U.K.	110,348	-	-	-	-	110,348
		Canada	9,556	-	-	-	-	9,556
		U.S.A.	53,033	-	-	U.S.A.	11,068	64,121
		Greece	22,032	-	-	-	-	22,032
		Norway	19,870	-	-	-	-	19,870
		Panama	33,003	-	-	Panama	22,456	55,459
		Other	106,810	-	-	Other	59,131	165,941
	Total	-	354,652	-	-	-	92,675	447,327
	Corn	U.K.	10,864	-	-	-	-	10,864
	Barley	U.K.	224	-	-	-	-	224
		Other	8,791	-	-	-	-	8,791
	Total	-	9,015	-	-	-	-	9,015
	Flour - Grain	U.K.	7,092	-	-	-	-	7,092
		Canada	26,994	-	-	-	-	26,994
		-	-	-	-	Greece	10,752	10,752
		Other	18,196	-	-	-	-	18,196
Total	-	52,282	-	-	-	10,752	63,034	
Coke	U.K.	3,848	-	-	-	-	3,848	
Asbestos, Raw	U.K.	212	-	-	-	-	212	
	Canada	111	-	-	-	-	111	
	Other	100	-	-	-	-	100	
Total	-	423	-	-	-	-	423	
Other Ores & Concentrates	Norway	28	-	-	-	-	28	
Asphalt	Other	2,544	-	-	-	-	2,544	
Lumber, Timber, Box, Crate, Cooperage Material	-	-	-	-	Other	2,362	2,362	
Aluminium, Pigs, Bars, Rods, etc.	U.K.	496	-	-	-	-	496	
	Norway	220	-	-	-	-	220	
Total	-	716	-	-	-	-	716	

Cargoes Loaded at Canadian Ports for Foreign Countries, by Countries,

TABLE 8.

Kind of Cargo, Registry of Vessel, Tons Weight of Cargo, 1951.

Country of Destination	Kind of Cargo	At Atlantic and Lower <sup>(1)</sup> St. Lawrence River Ports		At Great Lakes and Upper <sup>(1)</sup> St. Lawrence River Ports		At Pacific Ports		TOTAL
		Registry of Vessel	Cargo Tons W. 2000 lb.	Registry of Vessel	Cargo Tons W. 2000 lb.	Registry of Vessel	Cargo Tons W. 2000 lb.	Cargo Tons W. 2000 lb.
Italy (concl'd)	Paper, Other	Canada	524	-	-	-	-	524
	Wood Pulp, Pulp Screenings	Other	2,623	-	-	Other	3,323	5,946
	Fish, Fresh, Frozen, Cured	U.K.	6,074	-	-	-	-	6,074
		Canada	1,324	-	-	-	-	1,324
		Norway	2,170	-	-	-	-	2,170
		Other	352	-	-	Other	96	448
	Total	-	9,920	-	-	-	96	10,016
	Canned Goods, All Canned Food Products	-	-	-	-	Other	1	1
	Chemicals & Chemical Prod.	-	-	Norway	81	-	-	81
	All Other Freight, N.O.S.	Canada	349	-	Norway	827	-	349
	-	-	-	-	Other	7	827	
	-	-	-	-	-	-	7	
Total	-	349	-	827	-	7	1,183	
Grand Total	-	509,097	-	908	-	111,872	621,877	
Jamaica	General	U.K.	293	-	-	-	-	293
		Canada	13,256	-	-	-	-	13,256
		Norway	3,549	-	-	-	-	3,549
		-	-	-	-	Other	23	23
	Total	-	17,098	-	-	-	23	17,121
	Wheat	Canada	390	-	-	-	-	390
	Oats	Canada	73	-	-	-	-	73
	Flour - Grain	Canada	30,744	-	-	-	-	30,744
		-	-	-	-	U.S.A.	1,000	1,000
		-	-	-	Norway	1,642	-	1,642
	Total	-	30,744	-	1,642	-	1,000	33,386
	Other Mill Products, Bran, etc.	Canada	285	-	-	-	-	285
	Potatoes	Canada	1,799	-	-	-	-	1,799
	Other Vegetables, Fresh	Canada	15	-	-	-	-	15
	Other Agricultural Products	Canada	863	-	-	-	-	863
	Dressed Meats, Fresh, Frozen	Canada	21	-	-	-	-	21
	Dressed Meats, Cured, Salted	Canada	143	-	-	-	-	143
	Lumber, Timber, Box, Crate, Coopersage Material	Canada	1,069	-	-	Canada	241	1,310
	Containers, Empty, Wood & Metal	Canada	268	-	-	-	-	268
	Other Forest Products	Canada	2	-	-	-	-	2
	Vegetable Oils & Nut Oils	Canada	19	-	-	-	-	19
	Fish Oils	Canada	7	-	-	-	-	7
	Iron & Steel (Bar, Sheet, Structural, Pipe)	Canada	156	-	-	-	-	156
	Brick	Canada	25	-	-	-	-	25
	Autos, Trucks, Parts	Canada	38	-	-	-	-	38
	Beverages	Canada	2	-	-	-	-	2
	Newsprint Paper	Canada	1,959	-	-	-	-	1,959
	Paper, Other	Canada	160	-	-	-	-	160
		-	-	-	-	U.S.A.	1	1
	Total	-	160	-	-	-	1	161
	Paperboard, Pulpboard, Wallboard	Canada	821	-	-	-	-	821
	Fish, Fresh, Frozen, Cured	Canada	10,102	-	-	-	-	10,102
		Norway	189	-	-	-	-	189
	Other	755	-	-	-	-	755	
Total	-	11,046	-	-	-	-	11,046	
Canned Goods, All Canned Food Products	Canada	543	-	-	-	-	543	
All Other Freight, N.O.S.	Canada	59	-	-	-	-	59	
	-	-	-	-	U.S.A.	614	614	
	Norway	153	-	-	-	-	153	
Total	-	212	-	-	-	614	826	
Grand Total	-	67,758	-	1,642	-	1,879	71,279	

Cargoes Loaded at Canadian Ports for Foreign Countries, by Countries,

TABLE 6.

Kind of Cargo, Registry of Vessel, Tons Weight of Cargo, 1951.

Country of Destination	Kind of Cargo	At Atlantic and Lower(1) St. Lawrence River Ports		At Great Lakes and Upper(1) St. Lawrence River Ports		At Pacific Ports		T O T A L Cargo Tons W. 2000 lb.	
		Registry of Vessel	Cargo Tons W. 2000 lb.	Registry of Vessel	Cargo Tons W. 2000 lb.	Registry of Vessel	Cargo Tons W. 2000 lb.		
Japan	General	U.K.	18,355	-	-	-	-	18,355	
		U.S.A.	1,797	-	-	U.S.A.	8,056	9,853	
		-	-	-	-	Norway	2,257	2,257	
		-	-	-	-	Other	378	378	
		Total	-	20,152	-	-	-	10,691	30,843
	Wheat	U.K.	-	16,580	-	-	-	-	16,580
		-	-	-	-	-	Canada	30,688	30,688
		-	-	-	-	-	U.S.A.	90,616	90,616
		-	-	-	-	-	Greece	31,433	31,433
		-	-	-	-	-	Panama	21,282	21,282
		Other	11,063	-	-	-	Sweden	6,024	6,024
		Total	-	27,643	-	-	-	482,934	510,577
	Barley	U.K.	-	18,834	-	-	-	-	18,834
		-	-	-	-	-	Canada	19,884	19,884
		U.S.A.	-	10,860	-	-	U.S.A.	19,000	29,860
		-	-	-	-	-	Greece	10,704	10,704
		Norway	-	10,756	-	-	Norway	3,439	14,195
		Panama	-	12,688	-	-	-	-	12,688
		Total	-	63,748	-	-	-	145,051	208,799
	Flaxseed	-	-	-	-	-	U.K.	9,613	9,613
		Canada	-	4,433	-	-	-	-	4,433
		-	-	-	-	-	Other	1,662	1,662
		Total	-	4,433	-	-	-	11,275	15,708
Soyas Beans	U.K.	-	10,913	-	-	-	-	10,913	
	Canada	-	11,087	-	-	-	-	11,087	
	U.S.A.	-	11,088	-	-	-	-	11,088	
	Other	-	20,418	-	-	-	-	20,418	
	Total	-	53,506	-	-	-	-	53,506	
Flour - Grain	-	-	-	-	-	U.S.A.	6,260	6,260	
	-	-	-	-	-	Norway	800	800	
	-	-	-	-	-	Sweden	5,187	5,187	
	Total	-	-	-	-	-	12,247	12,247	
Other Seeds (Cloverseed)	-	-	-	-	-	U.S.A.	48	48	
	-	-	-	-	-	Norway	20	20	
	Total	-	-	-	-	-	68	68	
Eggs, Butter, Cheese, Milk, Products	-	-	-	-	-	U.S.A.	25	25	
	Wool	-	-	-	-	U.S.A.	126	126	
	Hides, Leather	-	-	-	-	Sweden	495	495	
	Other Animal Products	-	-	-	-	U.S.A.	189	189	
	Skins, Raw or Undressed	-	-	-	-	U.S.A.	14	14	
	Coal, Bituminous	-	-	-	-	U.S.A.	9,350	9,350	
	-	-	-	-	-	Other	69,290	69,290	
	Total	-	-	-	-	-	78,640	78,640	
Iron Ore	-	-	-	-	-	Canada	7,100	7,100	
	-	-	-	-	-	U.S.A.	26,862	26,862	
	-	-	-	-	-	Panama	18,100	18,100	
	-	-	-	-	-	Other	49,210	49,210	
	Total	-	-	-	-	-	101,272	101,272	
Asbestos, Raw	Canada	-	678	-	-	-	-	678	
	-	-	-	-	-	U.S.A.	151	151	
	Total	-	678	-	-	-	151	829	
Other Ores & Concentrates	-	-	-	-	-	Canada	10,453	10,453	
	-	-	-	-	-	U.S.A.	50,886	50,886	
	-	-	-	-	-	Norway	2,884	2,884	

Cargoes Loaded at Canadian Ports, for Foreign Countries, by Countries,

TABLE B.

Kind of Cargo, Registry of Vessel, Tons Weight of Cargo, 1951.

Country of Destination	Kind of Cargo	At Atlantic and Lower <sup>(1)</sup> St. Lawrence River Ports		At Great Lakes and Upper <sup>(1)</sup> St. Lawrence River Ports		At Pacific Ports		T O T A L Cargo Tons #. 2000 lb.
		Registry of Vessel	Cargo Tons #. 2000 lb.	Registry of Vessel	Cargo Tons #. 2000 lb.	Registry of Vessel	Cargo Tons #. 2000 lb.	
Japan (concl'd)	Other Ores & Concentrates	-	-	-	-	Other	1,764	1,764
	Total	-	-	-	-	-	65,987	65,987
	Pulpwood, Pulpwood Chips	U.K.	2,650	-	-	-	-	2,650
	Lumber, Timber, Box, Crate, Cooperage Material	-	-	-	-	U.S.A.	1,453	1,453
		-	-	-	-	Norway	144	144
	Total	-	-	-	-	-	1,597	1,597
	Plywood	-	-	-	-	U.S.A.	291	291
	Vegetable Oils, Nut Oils	-	-	-	-	U.S.A.	30	30
	Sugar, Raw, Refined	-	-	-	-	U.S.A.	312	312
	Beverages	-	-	-	-	U.S.A.	3,068	3,068
		-	-	-	-	Other	210	210
	Total	-	-	-	-	-	3,298	3,298
	Newsprint Paper	U.K.	658	-	-	-	-	658
	Wood Pulp, Pulp Screening	U.K.	5,040	-	-	-	-	5,040
		-	-	-	-	U.S.A.	42,988	42,988
		-	-	-	-	Greece	5,097	5,097
		-	-	-	-	Sweden	500	500
Total	-	5,040	-	-	-	46,585	53,625	
Chemicals & Chemical Prod.	-	-	-	-	U.S.A.	220	220	
Zinc Bars, etc.	-	-	-	-	Norway	223	223	
All Other Freight, N.O.S.	Canada	18	-	-	-	-	18	
	-	-	-	-	U.S.A.	1,022	1,022	
Total	-	18	-	-	-	1,022	1,040	
Grand Total	-	178,526	-	-	-	964,743	1,143,269	
Liberia	General	U.K.	70	-	-	-	-	70
	Grand Total	U.K.	70	-	-	-	-	70
Malaya - Straits Settlements - Singapore	General	U.K.	1,675	-	-	U.K.	692	2,367
		U.S.A.	3,688	-	-	U.S.A.	308	3,993
		-	-	-	-	Norway	12,579	12,579
		Other	15	-	-	Other	3,280	3,295
	Total	-	5,375	-	-	-	16,859	23,234
	Flour - Grain	-	-	-	-	U.S.A.	6,171	6,171
		-	-	-	-	Sweden	36	36
	Total	-	-	-	-	-	6,207	6,207
	Apples	-	-	-	-	U.S.A.	181	181
		-	-	-	-	Norway	275	275
	Total	-	-	-	-	-	456	456
	Logs, Posts, Poles, Pitprops, Piling	-	-	-	-	U.S.A.	190	190
		-	-	-	-	Norway	230	230
	Total	-	-	-	-	-	420	420
	Lumber, Timber, Box, Crate, Cooperage Material	-	-	-	-	Norway	1,227	1,227
	Canned Goods, All Canned Food Products	-	-	-	-	U.S.A.	167	167
		-	-	-	-	Norway	3	3
Total	-	-	-	-	-	170	170	
All Other Freight, N.O.S.	U.K.	24	-	-	-	-	24	
Grand Total	-	5,399	-	-	-	25,339	30,738	

Cargoes Loaded at Canadian Ports for Foreign Countries, by Countries,  
Kind of Cargo, Registry of Vessel, Tons Weight of Cargo, 1951.

TABLE 8.

Country of Destination	Kind of Cargo	At Atlantic and Lower(1) St. Lawrence River Ports		At Great Lakes and Upper(1) St. Lawrence River Ports		At Pacific Ports		T O T A L Cargo Tons #. 2000 lb.	
		Registry of Vessel	Cargo Tons #. 2000 lb.	Registry of Vessel	Cargo Tons #. 2000 lb.	Registry of Vessel	Cargo Tons #. 2000 lb.		
Mexico	General	U.K.	2,410	-	-	-	-	2,410	
		Canada	4,655	-	-	-	-	4,655	
		Norway	7,023	-	-	-	-	7,023	
		Sweden	15,436	-	-	-	-	15,436	
		-	-	-	-	Other	35	-	35
	Total	-	29,524	-	-	-	35	29,559	
	Fruit, Dried	-	-	-	-	U.S.A.	4	-	4
		-	-	-	-	Other	4	-	4
	Total	-	-	-	-	-	8	-	8
	Asbestos, Raw	Sweden	1,627	-	-	-	-	-	1,627
		Norway	554	-	-	-	-	-	554
		Sweden	55	-	-	-	-	-	55
	Other Ores & Concentrates	-	-	-	-	Other	1,702	-	1,702
		Total	-	609	-	-	-	1,702	2,311
	Fish Oils	-	-	-	-	U.S.A.	2	-	2
	Aluminium, Pigs, Bars, Rods, etc.	U.K.	569	-	-	-	-	-	569
		Canada	633	-	-	-	-	-	633
		Norway	730	-	-	-	-	-	730
		Sweden	26	-	-	-	-	-	26
	Total	-	1,958	-	-	-	-	-	1,958
	Newsprint Paper	U.K.	4,936	-	-	-	-	-	4,936
		Norway	18,187	-	-	-	-	-	18,187
Sweden		16,681	-	-	-	-	-	16,681	
Total	-	39,804	-	-	-	-	-	39,804	
Paper, Other	-	-	-	-	U.S.A.	15	-	15	
	Wood Pulp, Pulp Screenings	-	-	-	Other	447	-	447	
	Canned Goods, All Canned	-	-	-	U.S.A.	6	-	6	
	Food Products	-	-	-	-	-	-	-	
Chemicals & Chemical Prod.	Canada	441	-	-	-	-	-	441	
	-	-	-	-	U.S.A.	7	-	7	
	Norway	441	-	-	-	-	-	441	
Total	-	882	-	-	-	7	-	889	
All Other Freight, N.O.S.	Canada	22	-	-	-	-	-	22	
	-	-	-	-	U.S.A.	5	-	5	
Total	-	22	-	-	-	5	-	27	
Grand Total	-	74,426	-	-	-	2,227	-	76,653	
Netherlands	General	U.K.	22,535	-	-	U.K.	121	-	22,656
		Canada	3,850	-	-	-	-	-	3,850
		Norway	2,308	-	Norway	573	-	-	3,003
		Sweden	1,996	-	-	-	-	-	1,996
		Other	35,664	-	Other	742	-	Other	13,021
	Total	-	66,353	-	1,315	-	13,264	-	80,932
	Wheat	U.K.	10,477	-	-	-	-	-	10,477
		U.S.A.	20,710	-	-	-	-	-	20,710
		Greece	10,300	-	-	-	-	-	10,300
		-	-	-	-	Panama	10,200	-	10,200
		Other	235,307	-	-	Sweden	1,064	-	1,064
	Total	-	276,794	-	-	Other	3,300	-	280,094
	Corn	Other	33,264	-	-	-	-	-	33,264
		U.K.	22,605	-	-	-	-	-	22,605
		Canada	4,446	-	-	-	-	-	4,446
		Other	17,271	-	-	-	-	-	17,271
	Total	-	44,322	-	-	-	-	-	44,322

Cargoes Loaded at Canadian Ports for Foreign Countries, by Countries,

TABLE 5.

Kind of Cargo, Registry of Vessel, Tons Weight of Cargo, 1951.

Country of Destination	Kind of Cargo	At Atlantic and Lower(1) St. Lawrence River Ports		At Great Lakes and Upper(1) St. Lawrence River Ports		At Pacific Ports		TOTAL		
		Registry of Vessel	Cargo Tons 2000 lb.	Registry of Vessel	Cargo Tons 2000 lb.	Registry of Vessel	Cargo Tons 2000 lb.	Cargo Tons 2000 lb.		
Netherlands (concl'd)	Barley	U.K.	9,673	-	-	-	-	9,673		
		U.S.A.	1,309	-	-	-	-	1,309		
		Other	11,840	-	-	Other	2,000	13,840		
		Total	-	22,822	-	-	-	2,000	24,822	
	Rye	Other	-	8,900	-	-	-	-	8,900	
		Flaxseed	U.K.	1,213	-	-	-	-	1,213	
		Other Mill Products, Bran, etc.	U.K.	1,120	-	-	-	-	-	1,120
			Other	-	-	Other	33	-	-	33
		Other Seeds, (Cloverseed)	U.K.	446	-	-	-	-	-	446
			Norway	1,187	-	-	-	-	-	1,187
	Sweden		521	-	-	-	-	-	521	
	Asbestos, Raw	Other	2,068	-	-	-	-	-	2,068	
		Total	-	4,222	-	-	-	-	4,222	
	Other Ores & Concentrates	U.S.A.	-	-	-	-	U.S.A.	3,920	3,920	
		Other	12	-	-	-	-	-	12	
		Total	-	12	-	-	-	3,920	3,932	
	Pulpwood, Pulpwood Chips	U.K.	9,234	-	-	-	-	-	9,234	
		Norway	10,630	-	-	-	-	-	10,630	
		Panama	12,744	-	-	-	-	-	12,744	
		Other	65,664	-	-	-	-	-	65,664	
		Total	-	98,272	-	-	-	-	98,272	
	Lumber, Timber, Box, Crate, Cooperage Material	U.K.	-	-	-	-	U.K.	100	100	
		Canada	-	-	-	-	Canada	677	677	
		U.S.A.	-	-	-	-	U.S.A.	206	206	
Norway		-	-	-	-	Norway	775	775		
Other		-	-	-	-	Other	1,920	1,920		
	Total	-	-	-	-	3,678	3,678			
Other Forest Products	Norway	1	-	-	-	-	-	1		
	Canada	881	-	-	-	-	-	881		
Fish Oils	Canada	-	-	-	-	Norway	334	334		
	Other	-	881	-	-	-	-	881		
	Total	-	881	-	-	-	334	1,215		
Iron and Steel(Bar, Sheet, Structural, Pipe)	Other	4,712	-	Other	4	-	-	4,712		
	Other	-	-	Other	6	-	-	6		
	Autos, Trucks, Parts	23	-	-	-	-	-	23		
	Paper, Other	1,962	-	-	-	-	-	1,962		
	Wood Pulp, Pulp Screenings	U.K.	330	-	-	-	U.S.A.	330	330	
		Norway	60	-	-	-	Norway	1,181	1,241	
		Sweden	1,034	-	-	-	Sweden	1,034	1,034	
	Other	1,066	-	-	-	Other	1,066	1,066		
		Total	-	2,022	-	-	-	3,611	5,633	
	Fish, Fresh, Frozen, Cured	U.K.	323	-	-	-	-	-	323	
Norway		42	-	-	-	Norway	42	42		
Sweden		179	-	-	-	Sweden	179	179		
Other		9	-	-	-	Other	9	9		
	Total	-	-	-	-	230	230			
Chemicals & Chemical Prod.	Other	112	-	Other	234	-	-	346		
	Sweden	106	-	-	-	Sweden	106	106		
All Other Freight, N.O.S.	Other	-	-	Other	35	-	-	35		
	Other	-	-	-	35	-	-	35		
	Total	-	-	-	35	-	106	141		
	Grand Total	-	565,368	-	1,627	-	41,707	608,702		

Cargoes Loaded at Canadian Ports for Foreign Countries, by Countries

TABLE 8.

Kind of Cargo, Registry of Vessel, Tons Weight of Cargo, 1951

Country of Destination	Kind of Cargo	At Atlantic and Lower <sup>(1)</sup> St. Lawrence River Ports		At Great Lakes and Upper <sup>(1)</sup> St. Lawrence River Ports		At Pacific Ports		TOTAL	
		Registry of Vessel	Cargo Tons W. 2000 lb.	Registry of Vessel	Cargo Tons W. 2000 lb.	Registry of Vessel	Cargo Tons W. 2000 lb.	Cargo Tons W. 2000 lb.	
New Zealand	General	U.K.	41,843	-	-	U.K.	2,711	44,554	
		-	-	-	-	Canada	717	717	
		-	-	-	-	U.S.A.	1,743	1,743	
		Norway	2,396	-	-	-	-	2,396	
		-	-	-	-	Other	10,486	10,486	
	Total	-	44,239	-	-	-	15,657	59,896	
	Lumber, Timber, Box, Crate, Coopersage Material	-	-	-	-	-	Canada	4,805	4,805
		-	-	-	-	-	Other	7,567	7,567
	Total	-	-	-	-	-	12,372	12,372	
	Plywood	-	-	-	-	-	Other	14	14
		U.K.	77	-	-	-	-	-	77
	Aluminium, Figs, Bars, Rods, etc.	-	-	-	-	-	-	-	-
		U.K.	17,407	-	-	-	-	-	17,407
	Newsprint Paper	-	-	-	-	-	Canada	939	939
-		-	-	-	-	Other	2,391	2,391	
Total	-	17,407	-	-	-	3,330	20,737		
Paper, Other	-	-	-	-	-	Canada	191	191	
	-	-	-	-	-	Other	28	28	
Total	-	-	-	-	-	219	219		
Paperboard, Pulpboard, Wallboard	-	-	-	-	-	U.K.	73	73	
	-	-	-	-	-	Other	97	97	
Total	-	-	-	-	-	170	170		
Grand Total	-	61,723	-	-	-	31,762	93,485		
Nicaragua	General	-	-	-	-	U.S.A.	121	121	
		-	-	-	-	U.S.A.	6	6	
		-	-	-	-	Other	29	29	
		-	-	-	-	U.S.A.	1,376	1,376	
		-	-	-	-	Other	407	407	
	Total	-	-	-	-	1,783	1,783		
	Other Agricultural Products	-	-	-	-	-	U.S.A.	55	55
		-	-	-	-	-	U.S.A.	4	4
	Beverages	-	-	-	-	-	U.S.A.	3	3
		-	-	-	-	-	Other	1	1
Total	-	-	-	-	-	4	4		
All Other Freight, N.O.S.	-	-	-	-	-	U.S.A.	356	356	
	-	-	-	-	-	-	-	-	
Grand Total	-	-	-	-	-	2,358	2,358		
Nigeria	General	U.K.	29	-	-	-	-	29	
		-	-	-	-	-	-	-	
Grand Total	-	29	-	-	-	-	29		
Norway	General	U.S.A.	1,228	-	-	-	-	1,228	
		Norway	14,720	Norway	108	-	-	14,925	
		Sweden	11,827	-	-	Norway	97	12,016	
	Total	-	27,775	-	108	-	286	28,169	
	Wheat	Norway	78,197	Norway	1,878	Norway	20,980	101,055	
		-	-	-	-	Sweden	6,854	6,854	
	Total	-	78,197	-	1,878	-	27,834	107,909	
	Barley	Norway	18,648	-	-	-	-	18,648	
		Norway	32,582	-	-	-	-	32,582	
	Rye	Norway	1,375	-	-	-	-	1,375	
	Flour - Grain	Norway	218	-	-	-	-	218	
		U.K.	9,965	-	-	-	-	9,965	
	Asbestos - Raw	Norway	29,834	-	-	-	-	29,834	
Sweden		1,692	-	-	-	-	1,692		
Other Ores & Concentrates	Other	21,703	-	-	-	-	21,703		
	-	-	-	-	-	-	-		
Total	-	63,194	-	-	-	-	63,194		

Cargoes Loaded at Canadian Ports for Foreign Countries, by Countries,  
Kind of Cargo, Registry of Vessel, Tons Weight of Cargo, 1951.

TABLE 8.

Country of Destination	Kind of Cargo	At Atlantic and Lower <sup>(1)</sup> St. Lawrence River Ports		At Great Lakes and Upper <sup>(1)</sup> St. Lawrence River Ports		At Pacific Ports		T O T A L
		Registry of Vessel	Cargo Tons W. 2000 lb.	Registry of Vessel	Cargo Tons W. 2000 lb.	Registry of Vessel	Cargo Tons W. 2000 lb.	Cargo Tons W. 2000 lb.
Norway (concl'd)	Other Mine Products	Norway	427	-	-	-	-	427
	Pulpwood, Pulpwood Chips	Norway	1,500	-	-	-	-	1,500
	Lumber, Timber, Box, Crate, Cooperage Material	-	-	-	-	Norway	118	118
	Animal Oils	Canada	876	-	-	-	-	876
	Aluminium, Pigs, Bars, Rods, etc.	Norway	10,829	-	-	-	-	10,829
	Autos, Trucks, Parts	Norway	1	-	-	-	-	1
	Chemicals & Chemical Prod.	U.K.	331	-	-	-	-	331
	All Other Freight, N.O.S.	Norway	513	-	Norway	745	-	1,258
					Sweden	317	-	317
	Total	-	513	-	-	1,062	-	-
Grand Total	-	236,466	-	-	3,048	-	26,258	267,752
Oceania - British	General	-	-	-	-	Other	67	67
	Lumber, Timber, Box, Crate, Cooperage Material	-	-	-	-	Canada	307	307
	Grand Total	-	-	-	-	-	374	374
Pakistan	General	U.K.	9,687	-	-	U.K.	110	9,797
		U.S.A.	34	-	-	-	-	34
		-	-	-	-	Norway	500	500
		Other	255	-	-	Other	15	270
	Total	-	9,976	-	-	-	625	10,601
	Wheat	-	-	-	-	Other	1,500	1,500
Newsprint Paper	U.K.	10	-	-	-	-	10	
Grand Total	-	9,986	-	-	-	2,125	12,111	
Panama - Canal Zone	General	U.K.	3,881	-	-	-	-	3,881
		Canada	6,873	-	-	-	-	6,873
		-	-	-	-	U.S.A.	3,202	3,202
		Norway	4,279	-	-	-	-	4,279
		Other	483	-	-	Other	40	523
	Total	-	15,516	-	-	-	3,242	18,758
	Wheat	-	-	-	-	U.S.A.	113	113
	Oats	-	-	-	-	U.S.A.	70	70
	Flour, Grain	-	-	-	-	U.S.A.	2,454	2,454
	Other Mill Products	-	-	-	-	U.S.A.	100	100
	Other Agricultural Products	-	-	-	-	U.S.A.	56	56
	Lumber, Timber, Box, Crate, Cooperage Material	-	-	-	-	U.S.A.	841	841
	Plywood	-	-	-	-	U.S.A.	6	6
	Other Forest Products	-	-	-	-	U.S.A.	8	8
	Newsprint Paper	U.K.	212	-	-	-	-	212
		Canada	418	-	-	-	-	418
		Norway	84	-	-	-	-	84
	Total	-	714	-	-	-	-	714
	Paper, Other	-	-	-	-	U.S.A.	35	35
	Fish, Fresh, Frozen, Cured	U.K.	353	-	-	U.S.A.	-	353
		-	-	-	-	U.S.A.	23	23
	Total	-	333	-	-	-	23	356
	Canned Goods, All Canned Food Products	-	-	-	-	U.S.A.	37	37
All Other Freight, N.O.S.	-	-	-	-	U.S.A.	1,315	1,315	
Grand Total	-	16,563	-	-	-	8,300	24,863	
Peru	General	Norway	-	-	-	Norway	37	37
		-	1	-	-	-	536	539
	Total	-	1	-	-	-	575	576



Cargoes Loaded at Canadian Ports for Foreign Countries, by Countries

TABLE 8.

Kind of Cargo, Registry of Vessel, Tons Weight of Cargo, 1951.

Country of Destination	Kind of Cargo	At Atlantic and Lower(1) St. Lawrence River Ports		At Great Lakes and Upper(1) St. Lawrence River Ports		At Pacific Ports		T O T A L
		Registry of Vessel	Cargo Tons #. 2000 lb.	Registry of Vessel	Cargo Tons #. 2000 lb.	Registry of Vessel	Cargo Tons #. 2000 lb.	Cargo Tons #. 2000 lb.
Peru (concl'd)	Wheat	-	-	-	-	Other	5,404	5,404
	Flour - Grain	-	-	-	-	U.S.A.	224	224
	Other Mill Products, Bran, etc.	-	-	-	-	U.S.A.	10	10
	Tea	-	-	-	-	Norway	10	10
	Other Agricultural Prod.	-	-	-	-	U.S.A.	222	222
		-	-	-	-	Norway	1,053	1,053
	Total	-	-	-	-	-	1,275	1,275
	Other Animal Products	-	-	-	-	Norway	336	336
	Lumber, Timber, Box, Crate, Cooperage Material	-	-	-	-	U.S.A.	1,457	1,457
	Plywood	-	-	-	-	U.S.A.	25	25
	Castings and Machinery	-	-	-	-	U.S.A.	20	20
	Aluminium, Figs, Bars, Rods, etc.	Norway	2	-	-	-	-	2
	Newsprint Paper	Other	90	-	-	-	-	90
	Woodpulp, Pulp Screenings	-	-	-	-	U.S.A.	1,516	1,516
	Canned Goods, All Canned Food Products	-	-	-	-	U.S.A.	25	25
	All Other Freight, N.O.S.	-	-	-	-	U.S.A.	167	167
	Grand Total	-	93	-	-	-	11,044	11,137
Philippines	General	U.K.	1,096	-	-	U.K.	1,348	2,444
		U.S.A.	790	-	-	U.S.A.	6,014	6,804
		-	-	-	-	Norway	8,754	8,754
		-	-	-	-	Other	15,033	15,033
	Total	-	1,886	-	-	-	31,149	33,035
	Flour - Grain	-	-	-	-	U.S.A.	66,458	66,458
		-	-	-	-	Norway	8,591	8,591
		-	-	-	-	Sweden	1,405	1,405
		-	-	-	-	Other	6,901	6,901
	Total	-	-	-	-	-	83,355	83,355
	Other Agricultural Prod. Asbestos - Raw	-	-	-	-	U.S.A.	3,666	3,666
		Canada	162	-	-	-	-	162
		-	-	-	-	Other	480	480
		-	-	-	-	U.S.A.	58	58
		-	-	-	-	U.S.A.	4	4
		-	-	-	-	U.S.A.	10	10
		-	-	-	-	U.S.A.	1,850	1,850
-		-	-	-	Norway	3,912	3,912	
Lumber, Timber, Box, Crate, Cooperage Material	-	-	-	-	Sweden	729	729	
	-	-	-	-	Other	2,368	2,368	
	-	-	-	-	-	-	-	
	-	-	-	-	-	-	-	
Total	-	-	-	-	-	8,879	8,879	
Vegetable Oils & Nut Oils	-	-	-	-	U.S.A.	198	198	
	-	-	-	-	Norway	225	225	
	-	-	-	-	Other	162	162	
Total	-	-	-	-	-	585	585	
Autos, Trucks, Parts	-	-	-	-	U.S.A.	85	85	
	-	-	-	-	Norway	1,119	1,119	
	-	-	-	-	U.S.A.	166	166	
	-	-	-	-	U.S.A.	59	59	
Beverages	-	-	-	-	-	-	-	
Fertilizere, All Kinds	-	-	-	-	-	-	-	
Total	-	-	-	-	-	-	-	
Newsprint Paper	-	-	-	-	U.S.A.	198	198	
	-	-	-	-	Norway	225	225	
	-	-	-	-	Other	162	162	
Total	-	-	-	-	-	585	585	
Paper, Other	-	-	-	-	U.S.A.	85	85	
	-	-	-	-	Norway	1,119	1,119	
	-	-	-	-	U.S.A.	166	166	
	-	-	-	-	U.S.A.	59	59	
Wood Pulp, Pulp Screenings	-	-	-	-	-	-	-	
Canned Goods, All Canned Food Products	-	-	-	-	-	-	-	
All Other Freight, N.O.S.	-	-	-	-	-	-	-	
Grand Total	-	2,048	-	-	-	129,615	131,663	
Poland	General	Norway	4	-	-	-	-	4
		Sweden	5	-	-	-	-	5
	Total	-	9	-	-	-	-	9
Grand Total	-	9	-	-	-	-	9	
Puerto Rico	General	U.K.	6,535	-	-	-	-	6,535
		Canada	11,634	-	-	-	-	11,634

Cargoes Loaded at Canadian Ports for Foreign Countries, by Countries,  
Kind of Cargo, Registry of Vessel, Tons Weight of Cargo, 1951.

TABLE B.

Country of Destination	Kind of Cargo	At Atlantic and Lower(1) St. Lawrence River Ports		At Great Lakes and Upper(1) St. Lawrence River Ports		At Pacific Ports		T O T A L	
		Registry of Vessel	Cargo Tons W. 2000 lb.	Registry of Vessel	Cargo Tons W. 2000 lb.	Registry of Vessel	Cargo Tons W. 2000 lb.	Cargo Tons W. 2000 lb.	
Puerto Rico (concl'd)	General	U.S.A.	5,380	-	-	-	-	5,380	
		Norway	13,076	-	-	-	-	13,076	
		Sweden	123	-	-	-	-	123	
		Other	2,306	-	-	-	-	2,306	
		Total	-	39,053	-	-	-	-	39,053
	Oats	Canada	95	-	-	-	-	-	95
		Norway	30	-	-	-	-	-	30
	Total	-	125	-	-	-	-	-	125
	Potatoes	Canada	799	-	-	-	-	-	799
	Gypsum	U.K.	9,639	-	-	-	-	-	9,639
	Lumber, Timber, Box, Crate, Cooparage Material Newsprint Paper	-	-	-	-	Canada	375	-	375
	Total	U.K.	1,508	-	-	-	-	-	1,508
		Canada	1,820	-	-	-	-	-	1,820
		Norway	1,046	-	-	-	-	-	1,046
Other		596	-	-	-	-	-	596	
Total		-	4,969	-	-	-	-	-	4,969
Fish, Fresh, Frozen, Cured	Other	406	-	-	-	-	-	406	
Grand Total	-	54,991	-	-	-	375	-	55,366	
Portugal	General	U.K.	731	-	-	-	-	731	
		Canada	373	-	-	-	-	-	373
		Greece	1	-	-	-	-	-	1
		Norway	435	-	-	-	-	-	435
		Other	204	-	-	-	-	-	204
	Total	-	1,743	-	-	-	-	-	1,743
	Wheat	U.S.A.	21,317	-	-	-	-	-	21,317
		Other	17,159	-	-	-	-	-	17,159
	Total	-	38,476	-	-	-	-	-	38,476
	Flour, Grain Asbestos, Raw	U.K.	252	-	-	-	-	-	252
		U.K.	60	-	-	-	-	-	60
		Canada	161	-	-	-	-	-	161
	Total	-	221	-	-	-	-	-	221
	Petroleum Oils and Other Petroleum Products	Other	18	-	-	-	-	-	18
Vegetable Oils & Nut Oils	Other	27	-	-	-	-	-	27	
Castings and Machinery	-	-	-	-	Other	7	-	7	
Fish, Fresh, Frozen, Cured	Norway	596	-	-	-	-	-	596	
	Other	6,823	-	-	-	-	-	6,823	
	Total	-	7,419	-	-	-	-	-	7,419
Chemicals & Chemical Prod.	U.K.	110	-	-	-	-	-	110	
Grand Total	-	48,266	-	-	-	7	-	48,273	
St. Pierre and Miquelon	General	Canada	1,473	-	-	-	-	1,473	
		Other	3,648	-	-	-	-	3,648	
	Total	-	5,121	-	-	-	-	-	5,121
	Other Live Animals	Canada	2	-	-	-	-	-	2
		Other	9	-	-	-	-	-	9
	Total	-	11	-	-	-	-	-	11
	Dressed Meats, Fresh, Frozen Coal, Bituminous	Canada	1	-	-	-	-	-	1
		Canada	346	-	-	-	-	-	346
		Other	6,987	-	-	-	-	-	6,987
	Total	-	7,333	-	-	-	-	-	7,333

Cargoes Loaded at Canadian Ports for Foreign Countries, by Countries,

TABLE 8.

Kind of Cargo, Registry of Vessel, Tons Weight of Cargo, 1951.

Country of Destination	Kind of Cargo	At Atlantic and Lower <sup>(1)</sup> St. Lawrence River Ports		At Great Lakes and Upper <sup>(1)</sup> St. Lawrence River Ports		At Pacific Ports		TOTAL
		Registry of Vessel	Cargo Tons W. 2000 lb.	Registry of Vessel	Cargo Tons W. 2000 lb.	Registry of Vessel	Cargo Tons W. 2000 lb.	Cargo Tons W. 2000 lb.
St. Pierre and Miquelon (consol'd)	Asphalt	Canada	8	-	-	-	-	8
	Pulpwood, Pulpwood Chips	Canada	2,400	-	-	-	-	2,400
	Lumber, Timber Box, Crate, Cooperage Material	Canada	701	-	-	-	-	701
		Other	102	-	-	-	-	102
	Total	-	803	-	-	-	-	803
	Gasoline	Panama	184	-	-	-	-	184
	Fish, Fresh, Frozen, Cured	Canada	2	-	-	-	-	2
Canned Goods, All Canned Food Products	Canada	7	-	-	-	-	7	
Grand Total			15,870	-	-	-	-	15,870
Sierre Leone	General	U.K.	77	-	-	-	-	77
	Flour, Grain	U.K.	33	-	-	-	-	33
	Canned Goods, All Canned Food Products	-	-	-	-	Other	2	2
	Grand Total	-	110	-	-	-	2	112
Spain	General	Canada	47	-	-	-	-	47
		Norway	115	-	-	-	-	115
		Other	260	-	-	-	-	260
	Total	-	422	-	-	-	-	422
	Wheat	Other	9,135	-	-	-	-	9,135
	Asbestos, Raw	U.K.	207	-	-	-	-	207
	All Other Freight, N.O.S.	U.K.	6	-	-	-	-	6
Grand Total	-	9,770	-	-	-	-	9,770	
Sweden	General	Norway	746	Norway	105	-	-	851
		Sweden	18,515	-	-	Sweden	106	18,621
	Total	-	19,261	-	105	-	106	19,472
	Wheat	U.K.	23,929	-	-	-	-	23,929
		Greece	11,088	-	-	-	-	11,088
	Total	-	35,017	-	-	-	-	35,017
	Barley	U.K.	9,221	-	-	-	-	9,221
		Sweden	9,864	-	-	-	-	9,864
	Total	-	19,085	-	-	-	-	19,085
	Asbestos, Raw	Sweden	250	-	-	Sweden	96	346
	Other Ores & Concentrates	Norway	882	-	-	-	-	882
		Sweden	20,106	-	-	-	-	20,106
	Total	-	20,988	-	-	-	-	20,988
	Lumber, Timber, Box, Crate, Cooperage Material	-	-	-	-	Sweden	1,086	1,086
	Fish Oils	-	-	-	-	Sweden	1	1
	Castings and Machinery	-	-	-	-	Sweden	14	14
	Aluminium, Pigs, Bars, Rods, etc.	Norway	155	-	-	-	-	155
	Sweden	962	-	-	-	-	962	
Total	-	1,117	-	-	-	-	1,117	
Autos, Trucks, Parts	Sweden	2	Sweden	29	Sweden	1	32	
Canned Goods, All Canned Food Products	-	-	-	-	Sweden	6	6	
Chemicals & Chemical Prod.	Norway	11	-	-	-	-	11	
	Sweden	127	-	-	-	-	127	
Total	-	138	-	-	-	-	138	
All Other Freight, N.O.S.	Sweden	161	Sweden	274	Sweden	109	544	
Grand Total	-	96,019	-	406	-	1,419	97,845	

Cargoes Loaded at Canadian Ports for Foreign Countries, by Countries,  
Kind of Cargo, Registry of Vessel, Tons Weight of Cargo, 1951.

TABLE 8.

Country of Destination	Kind of Cargo	At Atlantic and Lower <sup>(1)</sup> St. Lawrence River Ports		At Great Lakes and Upper <sup>(1)</sup> St. Lawrence River Ports		At Pacific Ports		TOTAL	
		Registry of Vessel	Cargo Tons #. 2000 lb.	Registry of Vessel	Cargo Tons #. 2000 lb.	Registry of Vessel	Cargo Tons #. 2000 lb.	Cargo Tons #. 2000 lb.	
<u>Syria - Levant</u>	General	Canada	26	-	-	-	-	26	
		U.S.A.	1,502	-	-	-	-	1,502	
		Other	3,496	-	-	-	-	3,496	
	Total	-	5,024	-	-	-	-	5,024	
	Wheat	U.K.	16,474	-	-	-	-	-	16,474
		Greece	20,457	-	-	-	-	-	20,457
		Panama	10,861	-	-	-	-	-	10,861
		Other	20,454	-	-	-	-	-	20,454
	Total	-	68,246	-	-	-	-	68,246	
	Flour, Grain	Other	6,052	-	-	-	-	-	6,052
Aluminium, Pigs, Bars, Rods, etc.	U.K.	94	-	-	-	-	-	94	
	Norway	55	-	-	-	-	-	55	
Total	-	149	-	-	-	-	-	149	
Fish, Fresh, Frozen, Cured	U.K.	111	-	-	-	-	-	111	
Grand Total	-	79,582	-	-	-	-	-	79,582	
<u>Thailand, Siam</u>	General	U.K.	144	-	-	-	-	144	
		U.S.A.	573	-	-	-	-	573	
	Total	-	717	-	-	-	-	717	
	Flour, Grain	-	-	-	-	U.S.A.	53	-	53
		-	-	-	-	Other	610	-	610
	Total	-	-	-	-	-	663	-	663
	Canned Goods, All Canned Food Products	U.K.	5	-	-	-	-	-	5
Grand Total	-	722	-	-	-	663	-	1,385	
<u>Trinidad</u>	General	U.K.	995	-	-	-	-	995	
		Canada	9,449	-	-	-	-	9,449	
		U.S.A.	37,471	-	-	U.S.A.	4,790	-	42,261
		Norway	3,012	-	-	-	-	-	3,012
	Total	-	50,927	-	-	-	4,790	-	55,717
	Oats	Canada	28	-	-	-	-	-	28
	Flour, Grain	Canada	15,524	-	-	-	-	-	15,524
		U.S.A.	105	-	-	U.S.A.	690	-	795
	Total	-	15,629	-	-	-	690	-	16,319
	Potatoes	Canada	207	-	-	-	-	-	207
	Other Vegetables, Fresh	Canada	101	-	-	-	-	-	101
	Dressed Meats, Cured, Salted	Canada	2	-	-	-	-	-	2
	Eggs, Butter, Cheese, Milk Products	Canada	72	-	-	-	-	-	72
	Other Ores & Concentrates	Canada	1,770	-	-	-	-	-	1,770
		Panama	3,351	-	-	-	-	-	3,351
		Other	19,572	-	-	-	-	-	19,572
		Total	-	24,693	-	-	-	-	-
	Lumber, Timber, Box, Crate, Cooperage Material	Canada	159	-	-	-	-	-	159
		-	-	-	-	U.S.A.	760	-	760
	Total	-	159	-	-	-	760	-	919
Other Forest Products	-	-	-	-	U.S.A.	4	-	4	
Beverages	Canada	203	-	-	-	-	-	203	
	-	-	-	-	U.S.A.	1	-	1	
Total	-	203	-	-	-	1	-	204	

Cargoes Loaded at Canadian Ports for Foreign Countries, by Countries,

TABLE 8.

Kind of Cargo, Registry of Vessel, Tons Weight of Cargo, 1951.

Country of Destination	Kind of Cargo	At Atlantic and Lower(1) St. Lawrence River Ports		At Great Lakes and Upper(1) St. Lawrence River Ports		At Pacific Ports		T O T A L Cargo Tons #. 2000 lb.
		Registry of Vessel	Cargo Tons #. 2000 lb.	Registry of Vessel	Cargo Tons #. 2000 lb.	Registry of Vessel	Cargo Tons #. 2000 lb.	
Trinidad (concl'd)	Newsprint Paper	U.S.A.	519	-	-	-	-	519
	Paper, Other	-	-	-	-	U.S.A.	7	7
	Fish, Fresh, Frozen, Cured	Canada	7	-	-	-	-	7
	Canned Goods, All Canned	Canada	155	-	-	-	-	155
	Food Products	-	-	-	-	U.S.A.	13	13
	Total	-	155	-	-	-	13	168
	All Other Freight, N.O.S.	Canada	32	-	-	-	U.S.A.	95
Total	-	32	-	-	-	95	95	
Grand Total	-	92,734	-	-	-	6,360	99,094	
Turkey	General	Canada	117	-	-	-	-	117
	Wheat	Other	11,014	-	-	-	-	11,014
	Flour, Grain	Canada	1,491	-	-	-	-	1,491
	Grand Total	-	12,622	-	-	-	-	12,622
United Kingdom	General	U.K.	1,346,604	-	-	U.K.	24,693	1,371,297
		Canada	93,551	-	-	Canada	34	93,585
		Norway	2,127	Norway	3,926	-	-	6,053
		Panama	7	-	-	-	-	7
		-	-	-	-	Sweden	188	188
		-	-	-	-	Other	5,355	5,355
		Total	-	1,442,289	-	3,926	-	30,270
	Wheat	U.K.	1,053,691	-	-	U.K.	582,772	1,636,463
		Canada	33,863	-	-	Canada	71,741	105,604
		-	-	-	-	U.S.A.	81,208	81,208
		Greece	85,869	-	-	Greece	22,120	107,989
		Norway	36,077	-	-	Norway	76,736	112,813
		Panama	45,724	-	-	Panama	122,033	167,757
		Other	51,825	-	-	Sweden	18,418	18,418
	Total	-	1,307,049	-	-	-	1,052,270	2,359,319
	Oats	U.K.	2,380	-	-	-	-	2,380
		-	-	-	-	Norway	564	564
	Total	-	2,380	-	-	-	564	2,944
	Barley	U.K.	56,058	-	-	-	-	56,058
		Canada	9,311	-	-	-	-	9,311
		Greece	5,600	-	-	-	-	5,600
		Panama	13,511	-	-	-	-	13,511
		Total	-	84,480	-	-	Sweden	560
	Other Grain, Peas Flour, Grain	U.K.	16,150	-	-	U.K.	4,480	4,480
		-	-	-	-	U.K.	17,483	33,633
		-	-	-	-	Norway	392	392
		-	-	-	-	Other	700	700
Total		-	16,150	-	-	-	18,575	34,725
Apples	-	-	-	-	U.K.	21,744	21,744	
	-	-	-	-	Greece	860	860	
	-	-	-	-	Norway	920	920	
	-	-	-	-	Sweden	553	553	
	-	-	-	-	Other	260	260	
	Total	-	-	-	-	-	24,337	24,337
Eggs, Butter, Cheese, Milk Products	U.K.	443	-	-	-	-	443	
	Canada	65	-	-	-	-	65	
	Total	-	508	-	-	-	-	508

Cargoes Loaded At Canadian Ports for Foreign Countries, by Countries,

TABLE B.

Kind of Cargo, Registry of Vessel, Tons Weight of Cargo, 1951.

Country of Destination	Kind of Cargo	At Atlantic and Lower <sup>(1)</sup> St. Lawrence River Ports		At Great Lakes and Upper <sup>(1)</sup> St. Lawrence River Ports		At Pacific Ports		T O T A L Cargo Tons W. 2000 lb.
		Registry of Vessel	Cargo Tons W. 2000 lb.	Registry of Vessel	Cargo Tons W. 2000 lb.	Registry of Vessel	Cargo Tons W. 2000 lb.	
United Kingdom (continued)	Other Animal Products	U.K.	310	-	-	-	-	310
		Norway	22	-	-	-	-	22
	Total	-	332	-	-	-	-	332
	Coal Bituminous	Panama	11,292	-	-	-	-	11,292
	Iron Ore	U.K.	336,505	-	-	-	-	336,505
		Canada	73,388	-	-	-	-	73,388
		U.S.A.	11,346	-	-	-	-	11,346
		Greece	164,730	-	-	-	-	164,730
		Norway	10,561	-	-	-	-	10,561
		Panama	81,670	-	-	-	-	81,670
		Other	120,781	-	-	-	-	120,781
	Total	-	798,981	-	-	-	-	798,981
	Copper Ore & Concentrates	U.K.	1,330	-	-	-	-	1,330
	Asbestos, Raw	U.K.	40,792	-	-	-	-	40,792
		Canada	368	-	-	-	-	368
	Total	-	41,160	-	-	-	-	41,160
	Other Ores & Concentrates	U.K.	31,554	-	-	-	-	31,554
		Canada	136	-	-	-	-	136
		Greece	11,086	-	-	-	-	11,086
		Panama	11,214	-	-	-	-	11,214
	Total	-	53,990	-	-	-	-	53,990
	Other Mine Products	U.K.	491	-	-	-	-	491
		Canada	764	-	-	-	-	764
	Total	-	1,255	-	-	-	-	1,255
	Logs, Posts, Poles, Pitprops, Piling	U.K.	129,554	-	-	-	-	129,554
		Canada	3,450	-	-	-	-	3,450
		Norway	1,900	-	-	-	-	1,900
		Panama	3,722	-	-	-	-	3,722
		Sweden	14,881	-	-	-	-	14,881
		Other	2,298	-	-	-	-	2,298
	Total	-	155,805	-	-	-	-	155,805
	Pulpwood, Pulpwood Chips	U.K.	8,092	-	-	-	-	8,092
		Canada	3,548	-	-	-	-	3,548
		Norway	37,545	-	-	-	-	37,545
		Panama	30,863	-	-	-	-	30,863
		Sweden	92,352	-	-	-	-	92,352
		Other	51,159	-	-	-	-	51,159
	Total	-	223,559	-	-	-	-	223,559
	Lumber, Timber, Box, Crate, Cooperage Material	U.K.	71,799	-	-	U.K.	721,334	793,133
		-	-	-	-	Canada	76,081	76,081
		-	-	-	-	U.S.A.	125,225	125,225
		-	-	-	-	Greece	31,271	31,271
		Norway	4,841	-	-	Norway	66,198	71,039
		Panama	2,691	-	-	Panama	164,491	167,182
		-	-	-	-	Sweden	11,318	11,318
		Other	7,170	-	-	Other	52,429	59,599
	Total	-	86,501	-	-	-	1,248,547	1,334,848
	Plywood	-	-	-	-	U.K.	5,227	5,227
		-	-	-	-	Canada	173	173
		-	-	-	-	U.S.A.	368	368
		-	-	-	-	Norway	311	311
		-	-	-	-	Panama	1,038	1,038
		-	-	-	-	Sweden	163	163
	Total	-	-	-	-	-	7,280	7,280
	Containers, Empty, Wood & Metal	-	-	-	-	U.K.	41	41
	Other Forest Products	U.K.	8,274	-	-	U.K.	35	8,309
	Petroleum Oils & Other Petroleum Products	U.K.	538	-	-	-	-	538
		Other	1,902	-	-	-	-	1,902
	Total	-	2,440	-	-	-	-	2,440
	Animal Oils	U.K.	2,525	-	-	-	-	2,525
	Fish Oils	U.K.	44	-	-	-	-	44

Cargoes Loaded at Canadian Ports for Foreign Countries, by Countries,

TABLE 8.

Kind of Cargo, Registry of Vessel, Tons Weight of Cargo, 1951.

Country of Destination	Kind of Cargo	At Atlantic and Lower <sup>(1)</sup> St. Lawrence River Ports		At Great Lakes and Upper <sup>(1)</sup> St. Lawrence River Ports		At Pacific Ports		TOTAL
		Registry of Vessel	Cargo Tons #. 2000 lb.	Registry of Vessel	Cargo Tons #. 2000 lb.	Registry of Vessel	Cargo Tons #. 2000 lb.	
United Kingdom (continued)	Aluminium, Pigs, Bars, Rods, etc.	U.K.	129,254	-	-	-	-	129,254
		Canada	12,946	-	-	-	-	12,946
	Total	-	142,200	-	-	-	-	142,200
	Agricultural Implements Autos, Trucks, Parts Fertilizers, All Kinds Newsprint Paper	-	-	-	-	Sweden	6	6
		-	-	-	-	Sweden	1	1
		U.K.	1,375	-	-	-	-	1,375
		U.K.	84,411	-	-	U.K.	396	84,807
		Norway	2,383	-	-	-	-	2,383
	Other	998	-	-	-	-	998	
	Total	-	87,792	-	-	-	396	88,188
	Paper, Other Paperboard, Pulpboard, Wallboard	Sweden	3,421	-	-	-	-	3,421
		U.K.	2,707	-	-	-	-	2,707
		Norway	363	-	-	-	-	363
	Total	-	3,070	-	-	-	-	3,070
	Wood Pulp, Pulp Screenings	U.K.	65,973	-	-	U.K.	27,665	93,638
		Canada	8,706	-	-	Canada	1,755	10,461
		-	-	-	-	U.S.A.	3,205	3,205
		-	-	-	-	Greece	963	963
		Norway	20,075	-	-	-	-	20,075
		-	-	-	-	Panama	6,221	6,221
		Sweden	30,419	-	-	Sweden	2,792	33,211
		Other	7,784	-	-	Other	510	8,294
	Total	-	132,957	-	-	-	43,111	176,068
	Fish, Fresh, Frozen, Cured	U.K.	15	-	-	U.K.	176	191
		-	-	-	-	U.S.A.	331	331
		-	-	-	-	Greece	227	227
		-	-	-	-	Norway	511	511
		-	-	-	-	Panama	844	844
		-	-	-	-	Sweden	59	59
		Total	-	15	-	-	2,148	2,163
	Canned Goods, All Canned Food Products	U.K.	1	-	-	U.K.	3,187	3,188
		-	-	-	-	U.S.A.	274	274
		-	-	-	-	Greece	663	663
		-	-	-	-	Norway	338	338
		-	-	-	-	Panama	453	453
		-	-	-	-	Sweden	105	105
	Total	-	1	-	-	5,020	5,021	
	Chinaware Chemicals & Chemical Prod.	U.K.	-	-	-	U.K.	336	336
		U.K.	7,584	-	Norway	33	-	7,584
	Total	-	7,584	-	33	-	-	7,617
	Zinc Bars, etc.	-	-	-	-	U.K.	33,710	33,710
		-	-	-	-	Canada	4,700	4,700
		-	-	-	-	U.S.A.	5,542	5,542
		-	-	-	-	Greece	1,344	1,344
		-	-	-	-	Norway	952	952
		-	-	-	-	Panama	3,570	3,570
		-	-	-	-	Sweden	840	840
		-	-	-	-	Other	1,010	1,010
	Total	-	-	-	-	51,668	51,668	
	Lead Bars, etc.	-	-	-	-	U.K.	15,859	15,859
		-	-	-	-	Canada	784	784
		-	-	-	-	U.S.A.	3,920	3,920
		-	-	-	-	Greece	1,120	1,120
		-	-	-	-	Norway	1,120	1,120
		-	-	-	-	Panama	1,360	1,360
	Other	-	-	-	-	1,120	1,120	
	Total	-	-	-	-	25,263	25,263	

Cargoes Loaded at Canadian Ports for Foreign Countries, by Countries,

TABLE 8.

Kind of Cargo, Registry of Vessel, Tons Weight of Cargo, 1951.

Country of Destination	Kind of Cargo	At Atlantic and Lower <sup>(1)</sup> St. Lawrence River Ports		At Great Lakes and Upper <sup>(1)</sup> St. Lawrence River Ports		At Pacific Ports		T O T A L Tons #.	
		Registry of Vessel	Cargo Tons #. 2000 lb.	Registry of Vessel	Cargo Tons #. 2000 lb.	Registry of Vessel	Cargo Tons #. 2000 lb.		
United Kingdom (concl'd)	All Other Freight, N.O.S.	U.K.	1,115	-	-	U.K.	30	1,145	
		Norway	1	-	-	-	-	1	
		-	-	-	-	Panama	7	7	
	Total	-	1,116	-	-	Other	84	84	
Grand Total	-	4,619,875	-	3,959	-	2,514,849	7,138,683		
United States - Atlantic - Gulf of Mexico	General	U.K.	12,450	-	-	-	-	12,450	
		Canada	2,170	-	-	-	-	2,170	
		U.S.A.	5,851	-	-	-	-	5,851	
		Greece	2,337	-	-	-	-	2,337	
		Norway	1,514	-	-	-	-	1,514	
		Panama	15	-	-	-	-	15	
		Sweden	5,124	-	-	-	-	5,124	
		Other	2	-	-	-	-	2	
	Total	-	29,463	-	-	-	-	29,463	
	Flour, Grain Other Fruit, Fresh Potatoes	Other	1,200	-	-	-	-	-	1,200
		Canada	169	-	-	-	-	-	169
		Canada	8,298	-	-	-	-	-	8,298
		Greece	3,021	-	-	-	-	-	3,021
		Norway	4,341	-	-	-	-	-	4,341
		Panama	8,821	-	-	-	-	-	8,821
		Sweden	94	-	-	-	-	-	94
		Other	9,129	-	-	-	-	-	9,129
	Total	-	33,704	-	-	-	-	33,704	
	Other Vegetables, Fresh	Canada	71	-	-	-	-	-	71
		Other	92	-	-	-	-	-	92
	Total	-	163	-	-	-	-	163	
	Other Live Animals Dressed Meats, Fresh, Frozen Dressed Meats, Cured, Salted Wool	Canada	22	-	-	-	-	-	22
		U.K.	6	-	-	-	-	-	6
		U.K.	2	-	-	-	-	-	2
		U.K.	2	-	-	-	-	-	2
		Canada	1,211	-	-	-	-	-	1,211
	Other Animal Products Skins, Raw or Undressed	U.K.	151	-	-	-	-	-	151
Canada		139	-	-	-	-	-	139	
Total		-	290	-	-	-	-	290	
Iron Ore	Canada	10,237	-	-	-	-	-	10,237	
	U.S.A.	11,648	-	-	-	-	-	11,648	
Total	-	21,885	-	-	-	-	21,885		
Copper Ore & Concentrates Gypsum	U.K.	4,311	-	-	-	-	-	4,311	
	U.K.	372,106	-	-	-	-	-	372,106	
	Canada	147,014	-	-	-	-	-	147,014	
	U.S.A.	587,988	-	-	-	-	-	587,988	
	Greece	36,602	-	-	-	-	-	36,602	
	Norway	330,763	-	-	-	-	-	330,763	
	Panama	1,251,736	-	-	-	-	-	1,251,736	
	Other	195,782	-	-	-	-	-	195,782	
Total	-	2,921,991	-	-	-	-	2,921,991		
Other Ores & Concentrates	U.S.A.	5,322	-	-	-	-	-	5,322	
	Canada	3,922	-	-	-	-	-	3,922	
	U.S.A.	6,723	-	-	-	-	-	6,723	
	Norway	8,629	-	-	-	-	-	8,629	
	Panama	2,746	-	-	-	-	-	2,746	
	Other	40,945	-	-	-	-	-	40,945	
Total	-	68,287	-	-	-	-	68,287		
Salt	Canada	163	-	-	-	-	-	163	
	U.S.A.	2,265	-	-	-	-	-	2,265	
Total	-	2,428	-	-	-	-	2,428		



Cargoes Loaded at Canadian Ports Ports for Foreign Countries, by Countries,

TABLE 8.

Kind of Cargo, Registry of Vessel, Tons Weight of Cargo, 1951.

Country of Destination	Kind of Cargo	At Atlantic and Lower <sup>(1)</sup> St. Lawrence River Ports		At Great Lakes and Upper <sup>(1)</sup> St. Lawrence River Ports		At Pacific Ports		TOTAL
		Registry of Vessel	Cargo Tons #. 2000 lb.	Registry of Vessel	Cargo Tons #. 2000 lb.	Registry of Vessel	Cargo Tons #. 2000 lb.	Cargo Tons #. 2000 lb.
United States - Atlantic - Gulf of Mexico	Other Mine Products	Canada	2,604	-	-	-	-	2,604
		Norway	2,486	-	-	-	-	2,486
		Panama	2,800	-	-	-	-	2,800
		Other	4,162	-	-	-	-	4,162
	Total	-	12,052	-	-	-	-	12,052
	Logs, Posts, Poles, Pitprops, Piling	Canada	3	-	-	-	-	3
	Pulpwood, Pulpwood Chips	Canada	36,129	-	-	-	-	36,129
		Panama	1,500	-	-	-	-	1,500
	Total	-	37,629	-	-	-	-	37,629
	Lumber, Timber, Box, Crate, Cooperage Material	Canada	7,320	-	-	U.K.	9,706	9,706
		-	-	-	-	U.S.A.	12,569	12,569
		-	-	-	-	Panama	797	797
		Other	1,149	-	-	Other	1,832	2,981
	Total	-	8,469	-	-	-	24,904	33,373
	Containers, Empty, Wood & Metal	Canada	1	-	-	-	-	1
	Other Forest Products	Canada	8	-	-	-	-	8
	Vegetable Oils & Nut Oils	Canada	31	-	-	-	-	31
	Fish Oils	Canada	269	-	-	-	-	269
	Iron & Steel, Bars, Sheet, Structural, Pipe	U.S.A.	247	-	-	-	-	247
		Sweden	14	-	-	-	-	14
	Total	-	261	-	-	-	-	261
	Castings and Machinery	Canada	26	-	-	-	-	26
		U.S.A.	2	-	-	-	-	2
	Panama	100	-	-	-	-	100	
Total	-	128	-	-	-	-	128	
Autos, Trucks, Parts	U.K.	12	-	-	-	-	12	
	U.S.A.	5	-	-	-	-	5	
	Norway	500	-	-	-	-	500	
Total	-	617	-	-	-	-	617	
Fertilizers, All Kinds	Canada	10,388	-	-	-	-	10,388	
	U.S.A.	19	-	-	-	-	19	
Total	-	10,407	-	-	-	-	10,407	
Newsprint Paper	U.K.	52,370	-	-	-	-	52,370	
	Canada	280,855	Canada	1,078	-	-	281,933	
	U.S.A.	7,854	U.S.A.	19,052	-	-	26,906	
	Norway	303,400	-	-	-	-	303,400	
	Panama	6,404	-	-	-	-	6,404	
	Sweden	26,972	-	-	-	-	26,972	
	Other	39,654	-	-	-	-	39,654	
Total	-	717,509	-	20,130	-	-	737,639	
Paper, Other	U.K.	65	-	-	-	-	65	
	Canada	1,884	-	-	-	-	1,884	
	U.S.A.	751	-	-	-	-	751	
	Norway	237	-	-	-	-	237	
	Panama	199	-	-	-	-	199	
	Sweden	661	-	-	-	-	661	
	Other	408	-	-	-	-	408	
Total	-	4,205	-	-	-	-	4,205	
Wood Pulp, Pulp Screenings	Canada	14,798	-	-	-	-	14,798	
	Greece	3,500	-	-	-	-	3,500	
	Norway	42,607	-	-	-	-	42,607	
	Other	13,636	-	-	-	-	13,636	
Total	-	74,541	-	-	-	-	74,541	
Fish, Fresh, Frozen, Cured	U.K.	2,112	-	-	-	-	2,112	
	Canada	51,168	-	-	-	-	51,168	
	U.S.A.	5,254	-	-	-	-	5,254	
	Other	401	-	-	-	-	401	
Total	-	58,935	-	-	-	-	58,935	

Cargoes Loaded at Canadian Ports for Foreign Countries, by Countries,

TABLE 8.

Kind of Cargo, Registry of Vessel, Tons Weight of Cargo, 1951.

Country of Destination	Kind of Cargo	At Atlantic and Lower <sup>(1)</sup> St. Lawrence River Ports		At Great Lakes and Upper <sup>(1)</sup> St. Lawrence River Ports		At Pacific Ports		T O T A L
		Registry of Vessel	Cargo Tons #. 2000 lb.	Registry of Vessel	Cargo Tons #. 2000 lb.	Registry of Vessel	Cargo Tons #. 2000 lb.	Cargo Tons #. 2000 lb.
United States - Atlantic - Gulf of Mexico (concl'd)	Canned Goods, All Canned	U.K.	393	-	-	-	-	393
	Food Products	Canada	214	-	-	-	-	214
		U.S.A.	169	-	-	-	-	169
		Greece	30	-	-	-	-	30
		Norway	55	-	-	-	-	55
	Total	-	861	-	-	-	-	861
All Other Freight, N.O.S.	Canada	113	-	-	-	-	-	113
	U.S.A.	6	-	-	-	-	-	6
	Norway	4	-	-	-	-	-	4
Total	-	123	-	-	-	-	123	
Grand Total	-	4,011,183	-	20,130	-	24,904	4,056,217	
United States - Pacific	General	-	-	-	-	U.K.	44	44
	Total	-	-	-	-	Canada	1,255	1,255
		-	-	-	-	U.S.A.	2,247	2,247
		-	-	-	-	Other	17	17
	Total	-	-	-	-	-	3,563	3,563
	Other Grain - Peas, etc.	-	-	-	-	U.S.A.	892	892
	Nuts, Peanuts	-	-	-	-	U.S.A.	5	5
		-	-	-	-	Sweden	6	6
	Total	-	-	-	-	-	11	11
	Other Mill Products, Bran, etc.	-	-	-	-	U.S.A.	2,576	2,576
	Fruit, Dried	-	-	-	-	Norway	3	3
		-	-	-	-	U.S.A.	177	177
	Coffee	-	-	-	-	U.S.A.	2	2
	Tea	-	-	-	-	U.S.A.	67	67
	Other Agricultural Products	-	-	-	-	U.S.A.	3	3
	Other Seeds (Cloverseed)	-	-	-	-	Other	8	8
	Dressed Meats, Cured, Salted	-	-	-	-	U.S.A.	20	20
	Eggs, Butter, Cheese, Milk	-	-	-	-	U.S.A.	224	224
	Products	-	-	-	-	Sweden	4	4
	Other Animal Products	-	-	-	-	-	-	-
	Total	-	-	-	-	-	228	228
	Skins, Raw or Undressed	-	-	-	-	U.S.A.	4	4
	Coal, Bituminous	-	-	-	-	Canada	1,866	1,866
	Copper Ores & Concentrates	-	-	-	-	Canada	38,314	38,314
		Greece	9,270	-	-	-	-	9,270
	Total	-	9,270	-	-	-	38,314	47,584
	Other Ores & Concentrates	-	-	-	-	Canada	18,819	18,819
Total	-	-	-	-	U.S.A.	117	117	
	Greece	161	-	-	-	-	161	
	-	-	-	-	Other	600	600	
Total	-	161	-	-	-	19,536	19,697	
Sand, Gravel, Crushed Stone	-	-	-	-	Canada	3,638	3,638	
Slate, Dimension, Block	-	-	-	-	U.S.A.	43	43	
	Stone	-	-	-	U.S.A.	60	60	
Other Mine Products	-	-	-	-	Canada	114,467	114,467	
Limestone	-	-	-	-	Canada	3,999	3,999	
Logs, Posts, Poles, Pitprops,	-	-	-	-	U.S.A.	119,430	119,430	
Piling	-	-	-	-	-	-	-	
Total	-	-	-	-	-	123,429	123,429	
Firewood, Hugged Fuel	-	-	-	-	Canada	164,938	164,938	
Pulpwood, Pulpwood Chips	-	-	-	-	Canada	256,406	256,406	
	-	-	-	-	U.S.A.	520	520	
Total	-	-	-	-	-	256,926	256,926	
Lumber, Timber, Box, Crate,	-	-	-	-	U.K.*	17,960	17,960	
Cooperage Material	-	-	-	-	Canada	5,584	5,584	
	-	-	-	-	U.S.A.	69,793	69,793	
	-	-	-	-	Panama	9,207	9,207	
	-	-	-	-	Other	10,447	10,447	
Total	-	-	-	-	-	112,991	112,991	

Cargoes Loaded at Canadian Ports for Foreign Countries, by Countries,

TABLE 8.

Kind of Cargo, Registry of Vessel, Tons Weight of Cargo, 1951.

Country of Destination	Kind of Cargo	At Atlantic and Lower(1) St. Lawrence River Ports		At Great Lakes and Upper(1) St. Lawrence River Ports		At Pacific Ports		TOTAL
		Registry of Vessel	Cargo Tons #. 2000 lb.	Registry of Vessel	Cargo Tons #. 2000 lb.	Registry of Vessel	Cargo Tons #. 2000 lb.	Cargo Tons #. 2000 lb.
United States - Pacific (concl'd)	Plywood	-	-	-	-	U.K.	8	8
	Containers, Empty, Wood and Metal	-	-	-	-	Canada	2,395	2,395
		-	-	-	-	U.S.A.	1,595	1,595
		-	-	-	-	Norway	399	399
	Total	-	-	-	-	-	4,389	4,389
	Other Forest Products	-	-	-	-	U.S.A.	25	25
	Petroleum Oils and Other	-	-	-	-	Canada	1,070	1,070
	Petroleum Products	-	-	-	-	U.S.A.	17	17
	Total	-	-	-	-	-	1,087	1,087
	Vegetable Oils & Nut Oils	-	-	-	-	U.S.A.	10	10
	Fish Oils	-	-	-	-	Canada	1,220	1,220
		-	-	-	-	U.S.A.	39	39
	Total	-	-	-	-	-	1,259	1,259
	Iron and Steel (Bar-Sheet-Structural, Pipe)	-	-	-	-	U.S.A.	26	26
	Castings and Machinery	-	-	-	-	Canada	65	65
		-	-	-	-	U.S.A.	89	89
	Total	-	-	-	-	-	154	154
	Lime and Plaster	-	-	-	-	Canada	890	890
		-	-	-	-	U.S.A.	9,700	9,700
	Total	-	-	-	-	-	10,590	10,590
	Autos, Trucks, Parts	-	-	-	-	U.K.	2	2
		-	-	-	-	U.S.A.	351	351
	Total	-	-	-	-	-	353	353
	Beverages	-	-	-	-	U.S.A.	15	15
	Fertilizers, All Kinds	-	-	-	-	Canada	720	720
		-	-	-	-	U.S.A.	13,643	13,643
	Total	-	-	-	-	-	14,363	14,363
Newsprint Paper	-	-	-	-	Canada	36	36	
	-	-	-	-	U.S.A.	110,732	110,732	
	-	-	-	-	Norway	119,616	119,616	
	-	-	-	-	Other	545	545	
Total	-	-	-	-	-	230,929	230,929	
Paper, Other	-	-	-	-	U.S.A.	1,837	1,837	
Woodpulp, Pulp Screenings	-	-	-	-	Canada	1,300	1,300	
	-	-	-	-	U.S.A.	8,287	8,287	
	-	-	-	-	Norway	1,603	1,603	
Total	-	-	-	-	-	11,190	11,190	
Fish, Fresh, Frozen, Cured	-	-	-	-	Canada	2,306	2,306	
	-	-	-	-	U.S.A.	265	265	
Total	-	-	-	-	-	2,571	2,571	
Canned Goods, All Canned Food Products	-	-	-	-	U.S.A.	184	184	
Chinaware	-	-	-	-	U.S.A.	21	21	
Chemicals & Chemical Prod.	-	-	-	-	Canada	530	530	
	-	-	-	-	U.S.A.	58	58	
Total	-	-	-	-	-	588	588	
All Other Freight, N.O.S.	-	-	-	-	Canada	541	541	
	-	-	-	-	U.S.A.	1,421	1,421	
	-	-	-	-	Norway	36	36	
	-	-	-	-	Sweden	27	27	
Total	-	-	-	-	-	2,025	2,025	
Grand Total	-	9,431	-	-	-	1,125,386	1,134,817	

Cargoes Loaded at Canadian Ports for Foreign Countries, by Countries,

TABLE 8.

Kind of Cargo, Registry of Vessel, Tons Weight of Cargo, 1951.

Country of Destination	Kind of Cargo	At Atlantic and Lower(1) St. Lawrence River Ports		At Great Lakes and Upper(1) St. Lawrence River Ports		At Pacific Ports		T O T A L	
		Registry of Vessel	Cargo Tons #. 2000 lb.	Registry of Vessel	Cargo Tons #. 2000 lb.	Registry of Vessel	Cargo Tons #. 2000 lb.		
United States - Great Lakes	General	U.K.	63	-	-	-	-	63	
		Canada	61	-	-	-	-	61	
		-	-	U.S.A.	5	-	-	-	5
		Norway	17	-	-	-	-	17	
		-	-	Other	9	-	-	-	9
	Total	-	141	-	14	-	-	155	
	Wheat	-	-	Canada	609,321	-	-	-	609,321
		-	-	U.S.A.	357,072	-	-	-	357,072
	Total	-	-	-	966,393	-	-	-	966,393
	Oats	-	-	Canada	373,841	-	-	-	373,841
		-	-	U.S.A.	161,977	-	-	-	161,977
	Total	-	-	-	535,818	-	-	-	535,818
	Barley	-	-	Canada	220,580	-	-	-	220,580
		-	-	U.S.A.	34,632	-	-	-	34,632
		-	-	Sweden	2,902	-	-	-	2,902
	Total	-	-	-	258,114	-	-	-	258,114
	Rye	-	-	Canada	40,535	-	-	-	40,535
		-	-	U.S.A.	35,027	-	-	-	35,027
	Total	-	-	-	75,562	-	-	-	75,562
	Other Mill Products, Bran etc.	-	-	Canada	62,955	-	-	-	62,955
		-	-	U.S.A.	4,982	-	-	-	4,982
	Total	-	-	-	67,937	-	-	-	67,937
	Coal, Bituminous	-	-	Canada	2,525	-	-	-	2,525
-		-	Canada	219,030	Canada	2,051,691	-	2,270,721	
Iron Ore	-	-	-	-	U.S.A.	21,056	-	21,056	
	Total	-	219,030	-	2,072,747	-	-	2,291,777	
Manganese Ore	-	-	Canada	5,750	Canada	6,800	-	12,550	
	-	-	Canada	51,763	Canada	223,500	-	275,263	
	-	-	-	-	Canada	306,816	-	306,816	
	-	-	-	-	U.S.A.	250	-	250	
Total	-	-	-	-	307,066	-	-	307,066	
Other Mine Products	-	-	U.K.	6,160	-	-	-	6,160	
	-	-	U.S.A.	4,480	-	-	-	4,480	
Total	-	10,640	-	-	-	-	10,640		
Limestone	-	-	-	-	U.S.A.	529	-	529	
	-	-	-	-	Canada	1,230	-	1,230	
	-	-	-	-	U.S.A.	2,002	-	2,002	
Total	-	-	-	-	3,232	-	-	3,232	
Firewood, Hogged Fuel	-	-	-	-	Canada	4	-	4	
	-	-	Canada	470,346	Canada	361,791	-	832,137	
	-	-	-	-	U.S.A.	227,262	-	227,262	
Total	-	470,346	-	589,053	-	-	1,059,399		
Lumber, Timber, Box, Crata, Cooperage Material	-	-	Canada	330	Canada	53	-	383	
	-	-	-	-	U.S.A.	6,357	-	6,357	
Total	-	330	-	6,410	-	-	6,740		
Petroleum Oils & Other Petroleum Products	-	-	-	-	U.S.A.	19	-	19	
	-	-	-	-	Norway	2	-	2	
Total	-	-	-	-	21	-	-	21	

Cargoes Loaded at Canadian Ports for Foreign Countries, by Countries,

TABLE 2.

Kind of Cargo, Registry of Vessel, Tons Weight of Cargo, 1951.

Country of Destination		At Atlantic and Lower(1) St. Lawrence River Ports		At Great Lakes and Upper(1) St. Lawrence River Ports		At Pacific Ports		TOTAL
		Registry of Vessel	Cargo Tons W. 2000 lb.	Registry of Vessel	Cargo Tons W. 2000 lb.	Registry of Vessel	Cargo Tons W. 2000 lb.	Cargo Tons W. 2000 lb.
United States - Great Lakes (concl'd)	Pitch, Tar, Creosote	-	-	U.S.A.	2,463	-	-	2,463
	Iron, Pig, Bloom	-	-	Canada	82,410	-	-	82,410
		-	-	U.S.A.	16,828	-	-	16,828
	Total	-	-	-	99,236	-	-	99,236
	Castings and Machinery	U.K.	1	-	-	-	-	1
		Canada	90	-	-	-	-	90
	Total	-	91	-	-	-	-	91
	Aluminium, Pigs, Bars, Rods, etc.	Canada	4,453	-	-	-	-	4,453
	Newsprint Paper	Canada	168,631	Canada	208,440	-	-	377,071
		-	-	U.S.A.	7,731	-	-	7,731
		Norway	7,629	-	-	-	-	7,629
	Total	-	176,260	-	216,171	-	-	392,431
	Paper, Other	Canada	97	-	-	-	-	97
	Woodpulp, Pulp Screenings	Canada	25,963	Canada	64,153	-	-	90,116
	Fish, Fresh, Frozen, Cured	Canada	368	Canada	148	-	-	536
	-	-	U.S.A.	54	-	-	54	
Total	-	368	-	202	-	-	590	
Chemicals & Chemical Prod.	-	-	Canada	120	-	-	120	
All Other Freight, N.O.S.	-	-	Canada	3,100	-	-	3,100	
	-	-	Sweden	321	-	-	321	
Total	-	-	-	3,421	-	-	3,421	
Grand Total	-	967,777	-	5,498,968	-	-	6,466,745	
Uruguay	General	U.S.A.	3,241	-	-	U.S.A.	1,296	4,537
		Norway	6,322	-	-	-	-	6,322
	Total	-	9,563	-	-	-	1,296	10,859
	Potatoes	Other	8,201	-	-	-	-	8,201
	Tea	-	-	-	-	Norway	11	11
	Asbestos, Raw	U.S.A.	271	-	-	-	-	271
	Lumber, Timber, Box, Crate, Cooperage Material	-	-	-	-	Norway	51	51
	Aluminium, Pigs, Bars, Rods, etc.	U.S.A.	657	-	-	-	-	657
		Norway	785	-	-	-	-	785
	Total	-	1,442	-	-	-	-	1,442
	Newsprint Paper	U.S.A.	365	-	-	-	-	365
	Norway	1,313	-	-	-	-	1,313	
Total	-	1,678	-	-	-	-	1,678	
Lead Bars, etc.	-	-	-	-	U.S.A.	55	55	
Grand Total	-	21,155	-	-	-	1,413	22,568	
Venezuela	General	U.K.	7,960	-	-	-	-	7,960
		Canada	11,476	-	-	-	-	11,476
		U.S.A.	738	-	-	U.S.A.	1,379	2,117
		Norway	48,409	-	-	-	-	48,409
		Sweden	4,114	-	-	-	-	4,114
		Other	5,002	-	-	Other	161	5,163
	Total	-	77,699	-	-	-	1,540	79,239
	Wheat	Canada	200	-	-	-	-	200
		Norway	297	-	-	-	-	297
		-	-	-	-	Other	595	595
Total	-	497	-	-	-	595	1,092	
Oats	Canada	100	-	-	-	-	100	
	Norway	475	-	-	-	-	475	
Total	-	575	-	-	-	-	575	

Cargoes Loaded at Canadian Ports for Foreign Countries, by Countries,  
Kind of Cargo, Registry of Vessel, Tons Weight of Cargo, 1951.

TABLE B.

Country of Destination	Kind of Cargo	At Atlantic and Lower <sup>(1)</sup> St. Lawrence River Ports		At Great Lakes and Upper <sup>(1)</sup> St. Lawrence River Ports		At Pacific Ports		T O T A L Cargo Tons #. 2000 lb.	
		Registry of Vessel	Cargo Tons #. 2000 lb.	Registry of Vessel	Cargo Tons #. 2000 lb.	Registry of Vessel	Cargo Tons #. 2000 lb.		
Venezuela (concl'd)	Flour, Grain	-	-	-	-	U.S.A.	75	75	
		Norway	51	-	-	-	-	51	
		-	-	-	-	Other	60	60	
	Total	-	51	-	-	-	135	186	
	Potatoes	Canada	1,480	-	-	-	-	-	1,480
		Norway	4,071	-	-	-	-	-	4,071
		Other	2,095	-	-	-	-	-	2,095
	Total	-	7,646	-	-	-	-	7,646	
	Asbestos, Raw Other Ores, & Concentrates	Norway	171	-	-	-	-	-	171
		Canada	2,500	-	-	-	-	-	2,500
		Other	15,104	-	-	-	-	-	15,104
	Total	-	17,604	-	-	-	-	17,604	
	Lumber, Timber, Box, Crate, Cooperage Material Castings and Machinery Aluminium, Pigs, Bars, Rods, etc.	-	-	-	-	-	U.S.A.	22	22
		-	-	-	-	-	U.S.A.	26	26
		U.K. Norway	15 22	- -	- -	- -	- -	- -	15 22
	Total	-	37	-	-	-	-	37	
	Fertilizers, All Kinds	Canada	50	-	-	-	-	-	50
		Norway	50	-	-	-	-	-	50
	Total	-	100	-	-	-	-	100	
	Newsprint Paper	U.K.	358	-	-	-	-	-	358
		Canada	1,290	-	-	-	-	-	1,290
		Norway	2,530	-	-	-	-	-	2,530
		Other	695	-	-	-	-	-	695
Total	-	4,873	-	-	-	-	4,873		
Paper, Other	-	-	-	-	-	U.S.A.	70	70	
	-	-	-	-	-	Other	3	3	
Total	-	-	-	-	-	73	73		
Paperboard, Pulpboard, Halfboard Woodpulp, Pulp Screenings	-	-	-	-	-	U.S.A.	25	25	
	-	-	-	-	-	U.S.A.	548	548	
	-	-	-	-	-	Other	1,631	1,631	
Total	-	-	-	-	-	2,179	2,179		
Lead Bars, etc. All Other Freight, N.O.S.	-	-	-	-	-	U.S.A.	43	43	
	Canada	402	-	-	-	-	-	402	
	-	-	-	-	-	U.S.A.	353	353	
	Norway	224	-	-	-	-	-	224	
Total	-	626	-	-	-	1	1		
Total	-	626	-	-	-	354	980		
Grand Total	-	109,879	-	-	-	4,992	114,871		
West Indies - British, Other	General	U.K.	176	-	-	-	-	176	
		Canada	18,881	-	-	-	-	18,881	
		U.S.A.	17,443	-	-	-	U.S.A.	1,961	19,404
		Norway	1,733	-	-	-	-	-	1,733
	Total	-	38,233	-	-	-	1,961	40,194	
	Oats	U.S.A.	873	-	-	-	-	873	
	Flour, Grain	Canada	5,344	-	-	-	-	5,344	
	Apples	Canada	14	-	-	-	-	14	
	Potatoes	Canada	875	-	-	-	-	875	
	Other Vegetables, Fresh	Canada	32	-	-	-	-	32	
	Hay and Straw	Canada	38	-	-	-	-	38	
	Dressed Meats, Cured, Salted	Canada	39	-	-	-	-	39	
		U.S.A.	51	-	-	-	-	51	
	Total	-	90	-	-	-	-	90	

Cargoes Loaded at Canadian Ports for Foreign Countries, by Countries,

TABLE B.

Kind of Cargo, Registry of Vessel, Tons Weight of Cargo, 1951.

Country of Destination	Kind of Cargo	At Atlantic and Lower(1) St. Lawrence River Ports		At Great Lakes and Upper(1) St. Lawrence River Ports		At Pacific Ports		T O T A L
		Registry of Vessel	Cargo Tons #. 2000 lb.	Registry of Vessel	Cargo Tons #. 2000 lb.	Registry of Vessel	Cargo Tons #. 2000 lb.	Cargo Tons #. 2000 lb.
<u>West Indies - British, Other (concl'd)</u>	Eggs, Butter, Cheese, Milk Products	U.S.A.	58	-	-	-	-	58
	Salt	Canada	150	-	-	-	-	150
	Log, Posts, Poles, Pitprops, Piling	-	-	-	-	Other	85	85
	Lumber, Timber, Box, Crate, Cooperage Material	Canada	90	-	-	-	-	90
	Containers, Empty, Wood, and Metal	Canada	278	-	-	-	-	278
		U.S.A.	9	-	-	-	-	9
	Total	-	287	-	-	-	-	287
	Gasoline	Canada	2	-	-	-	-	2
	Autos, Trucks, Parts	Canada	89	-	-	-	-	89
	Beverages	Canada	20	-	-	-	-	20
	Fertilizers, All Kinds	Canada	65	-	-	-	-	65
	Newsprint Paper	Canada	77	-	-	-	-	77
	Paper, Other	Canada	54	-	-	-	-	54
		-	-	-	-	U.S.A.	11	11
	Total	-	54	-	-	-	11	65
	Paperboard, Pulpboard, Wallboard	Canada	8	-	-	-	-	8
		U.S.A.	29	-	-	-	-	29
	Total	-	37	-	-	-	-	37
	Woodpulp, Pulp Screenings	U.S.A.	50	-	-	-	-	50
	Fish, Fresh, Frozen, Cured	U.K.	1,070	-	-	-	-	1,070
		Canada	228	-	-	-	-	228
	Total	-	1,298	-	-	-	-	1,298
	Canned Goods, All Canned Food Products	Canada	506	-	-	-	-	506
	U.S.A.	130	-	-	U.S.A.	16	146	
Total	-	636	-	-	-	16	652	
All Other Freight, N.O.S.	Canada	707	-	-	-	-	707	
	-	-	-	-	U.S.A.	41	41	
Total	-	707	-	-	-	41	748	
Grand Total	-	49,119	-	-	-	2,114	51,233	
<u>West Indies - French - Netherlands - Other</u>	General	U.K.	362	-	-	-	-	362
		Canada	1,115	-	-	-	-	1,115
		U.S.A.	1,751	-	-	U.S.A.	1,565	3,314
		Norway	3,935	-	-	-	-	3,935
		Sweden	129	-	-	-	-	129
		Other	200	-	-	-	-	200
	Total	-	7,492	-	-	-	1,565	9,057
	Potatoes	Canada	16	-	-	-	-	16
	Other Animal Products	Norway	2	-	-	-	-	2
	Fish, Fresh, Frozen, Cured	Canada	279	-	-	-	-	279
	-	-	-	-	U.S.A.	2	2	
Total	-	279	-	-	-	2	281	
Canned Goods, All Canned Food Products	-	-	-	-	U.S.A.	8	8	
All Other Freight, N.O.S.	-	-	-	-	U.S.A.	22	22	
Grand Total	-	7,789	-	-	-	1,595	9,384	
<u>Yugoslavia</u>	General	Other	497	-	-	-	-	497
	Wheat	U.K.	10,522	-	-	-	-	10,522
		Panama	11,325	-	-	-	-	11,325
		Other	10,921	-	-	-	-	10,921
	Total	-	32,768	-	-	-	-	32,768
	Newsprint Paper	Other	3,577	-	-	-	-	3,577
	Fish, Fresh, Frozen, Cured	U.K.	974	-	-	-	-	974
Chemicals & Chemical Prod.	Other	427	-	-	-	-	427	
All Other Freight, N.O.S.	Other	832	-	-	-	-	832	
Grand Total	-	39,075	-	-	-	-	39,075	
GRAND TOTAL - CANADA			15,186,823		5,550,453		6,542,525	27,279,799

(1) Montreal included with Lower St. Lawrence River Ports.

TABLE 8 (Cont'd)

Cargoes Loaded at Canadian Ports for Foreign Countries  
By Commodities, 1951

Commodities	At Atlantic and St. Lawrence River Ports Montreal & Below	At Great Lakes and St. Lawrence River Ports above Montreal	At Pacific Coast Ports	At All Ports
All Countries	Tons (2,000 lb.)	Tons (2,000 lb.)	Tons (2,000 lb.)	Tons (2,000 lb.)
Other Ores and Concentrates	339,780	223,500	152,260	715,540
Asphalt	2,552	-	-	2,552
Salt	2,609	-	-	2,609
Sand, Gravel, Crushed Stone	-	307,066	3,638	310,704
Slate - Dimension and Block Stone	-	-	43	43
Other Mine Products	24,378	-	565	24,943
Limestone	-	529	114,467	114,996
Logs, Posts, Poles, Pitprops, Piling	155,908	3,232	123,934	283,074
Firewood - Hugged Fuel	-	4	164,938	164,942
Pulpwood - Pulpwood chips	1,088,117	589,053	256,926	1,934,096
Lumber, Timber, Box, Crate, cooperage Material	140,529	6,410	1,820,007	1,966,946
Plywood	-	-	8,298	8,298
Containers - empty - Wood and Metal	678	-	4,478	5,156
Other Forest Products	8,305	-	72	8,377
Gasoline	186	-	-	186
Petroleum Oils and other Petroleum Products	2,532	21	1,292	3,845
Pitch, Tar, Creosote	-	2,463	-	2,463
Vegetable Oils and Nut Oils	77	388	98	563
Animal Oils	5,695	-	-	5,695
Fish Oils	1,201	-	2,205	3,406
Sugar, raw, refined	112	-	312	424
Molasses	53	-	-	53
Iron, pig, bloom	-	99,238	276	99,514
Scrap Iron and Steel	5	-	-	5
Iron and Steel (bar-sheet-structural-pipe)	464	4	34	502
Castings and Machinery	220	-	473	693
Aluminium, pigs, bars, rods, etc.	190,481	-	-	190,481
Brick	66	-	-	66
Lime and Plaster	-	-	10,590	10,590
Agricultural Implements	-	-	7	7
Autos, Trucks, Parts	749	37	495	1,281
Beverages	317	-	3,470	3,787
Fertilizers, all kinds	13,106	-	86,213	99,319
Newsprint Paper	1,119,378	236,301	243,572	1,599,251
Paper, other	8,498	-	3,994	12,492
Paperboard, pulpboard, wallboard	3,958	-	408	4,366
Wood Pulp, Pulp Screenings	260,352	64,153	148,140	472,645
Fish, fresh, frozen, cured	97,617	202	8,593	106,412
Canned Goods - all canned food products	2,555	-	7,846	10,401



TABLE 8 (Cont'd)

Cargoes Loaded at Canadian Ports for Foreign Countries  
By Commodities, 1951

Commodities  All Countries	At Atlantic and St. Lawrence River Ports Montreal & Below	At Great Lakes and St. Lawrence River Ports above Montreal	At Pacific Coast Ports	At All Ports
	Tons (2,000 lb.)	Tons (2,000 lb.)	Tons (2,000 lb.)	Tons (2,000 lb.)
General	2,917,842	11,384	271,773	3,200,999
Wheat	3,305,786	968,271	2,345,965	6,620,022
Corn	66,614	-	-	66,614
Oats	121,271	535,818	11,473	668,562
Barley	554,277	258,114	189,855	1,002,246
Rye	96,062	75,562	-	171,624
Flaxseed	25,305	-	11,275	36,580
Soya Beans	53,734	241	-	53,975
Other Grain-Peas	1	-	5,372	5,373
Grain, N.O.S.	4,523	-	-	4,523
Flour - Grain	156,958	1,642	183,983	342,583
Nuts, Peanuts	-	-	11	11
Other Mill Products, Bran, etc.	2,193	68,116	3,348	73,657
Apples	75	-	24,879	24,954
Other Fruit, fresh	169	-	-	169
Fruit, dried	-	-	29	29
Potatoes	65,970	-	-	65,970
Other Vegetables, fresh	478	-	-	478
Coffee	-	-	177	177
Tea	-	-	596	596
Other Agricultural Products	863	100	6,656	7,619
Hay and Straw	56	-	-	56
Other Seeds - Cloverseed	283	33	71	387
Other Live Animals	33	-	-	33
Dressed Meats, fresh, frozen	203	-	33	236
Dressed Meats, cured, salted	834	-	1,003	1,837
Eggs, Butter, Cheese, Milk Products	693	-	45	738
Wool	2	-	126	128
Hides, Leather	1	-	495	496
Other Animal Products	1,545	-	864	2,409
Skins - Raw or Undressed	303	-	18	321
Coal - Bituminous	53,867	-	81,019	134,886
Coke	3,848	-	-	3,848
Iron Ore	1,208,127	2,072,747	101,272	3,382,146
Copper Ore and Concentrates	15,382	-	38,817	54,199
Bauxite	112	-	-	112
Asbestos - raw	102,975	-	257	103,232
Gypsum	2,931,630	-	-	2,931,630
Manganese Ore	5,750	6,800	-	12,550

TABLE 8 (Cont'd)

Cargoes Loaded at Canadian Ports for Foreign Countries  
By Commodities, 1951

Commodities	At Atlantic and St. Lawrence River Ports Montreal & Below	At Great Lakes and St. Lawrence River Ports above Montreal	At Pacific Coast Ports	At All Ports
All Countries	Tons (2,000 lb.)	Tons (2,000 lb.)	Tons (2,000 lb.)	Tons (2,000 lb.)
Chinaware	-	-	357	357
Chemicals - Chemical Products	10,244	1,453	1,417	13,114
Zinc bars, etc.	-	-	53,602	53,602
Lead bars, etc.	-	-	27,209	27,209
All Other Freight, N.O.S.	8,336	17,571	12,882	38,789
Total	15,186,823	5,550,453	6,542,523	27,279,799

Cargoes Unloaded at Canadian Ports from Foreign Countries.  
By Countries, Kind of Cargo, Registry of Vessel, Tons Weight of Cargo, 1951.

Table 9

Country of Origin	Kind of Cargo	At Atlantic and Lower <sup>(1)</sup> St. Lawrence River Ports		At Great Lakes and Upper <sup>(1)</sup> St. Lawrence River Ports		At Pacific Ports		Total	
		Registry of Vessel	Cargo Tons W. (2000 lb.)	Registry or Vessel	Cargo Tons W. (2000 lb.)	Registry of Vessel	Cargo Tons W. (2000 lb.)	Cargo Tons W. (2000 lb.)	
<u>Africa - British East</u>	General	Norway	6,391	-	-	-	-	6,391	
	Coffee	Norway	283	-	-	-	-	283	
	Tea	Norway	200	-	-	-	-	200	
	Other Agricultural Products	Norway	608	-	-	-	-	608	
	Grand Total	-	7,482	-	-	-	-	7,482	
<u>Africa - British West</u>	General	U. K.	928	-	-	-	-	928	
	Grand Total	-	928	-	-	-	-	928	
<u>Africa - French, Algeria, Tunis, Ivory Coast</u>	General	U. K.	9,183	-	-	-	-	9,183	
		Canada	3,093	-	-	-	-	3,093	
		Norway	111	-	-	-	-	111	
		Other	287	-	-	-	-	287	
	Total	-	12,674	-	-	-	-	12,674	
Other Ores and Concentrates	U. K.	1,978	-	-	-	-	1,978		
Fish, fresh, frozen, cured	U. K.	121	-	-	-	-	121		
Grand Total	-	14,773	-	-	-	-	14,773		
<u>Africa - Portuguese</u>	General	Norway	19,014	-	-	-	-	19,014	
		Norway	240	-	-	-	-	240	
		U.S.A.	11,196	-	-	-	-	11,196	
		Norway	13,158	-	-	-	-	13,158	
		Panama	11,316	-	-	-	-	11,316	
Other		9,677	-	-	-	-	9,677		
Total	-	45,347	-	-	-	-	45,347		
Grand Total	-	64,601	-	-	-	-	64,601		
<u>Africa - South</u>	General	-	-	-	-	U. K.	739	739	
		Norway	7,127	-	-	-	-	7,127	
	Total	-	7,127	-	-	Other	973	973	
Grand Total	-	7,127	-	-	-	1,712	8,839		
<u>Africa - Spanish</u>	General	U. K.	374	-	-	-	-	374	
		Other	1,411	-	-	-	Other	72	1,483
	Total	-	1,785	-	-	-	72	1,857	
Grand Total	-	1,785	-	-	-	72	1,857		
<u>Alaska</u>	General	-	-	-	-	Canada	7,083	7,083	
		-	-	-	-	U.S.A.	15	15	
		-	-	-	-	Other	470	470	
	Total	-	-	-	-	-	7,568	7,568	
	Other Ores and Concentrates	-	-	-	-	Canada	4,249	4,249	
		-	-	-	-	U.S.A.	333	333	
	Logs Posts, Poles, Pitprops, Piling	-	-	-	-	Canada	14	14	
	Containers, empty-wood and metal	-	-	-	-	Other	39	39	
	Gasoline	-	-	-	-	U.S.A.	1,590	1,590	
	Petroleum Oils and other	-	-	-	-	Other	1,523	1,523	
	Petroleum Products	-	-	-	-	-	3,113	3,113	
	Total	-	-	-	-	-	-	-	
	Castings and Machinery	-	-	-	-	U.S.A.	200	200	
		-	-	-	-	Other	112	112	
	Total	-	-	-	-	-	312	312	
	Autos, Trucks, Parts	-	-	-	-	Canada	4	4	
	Fish, fresh, frozen, cured	-	-	-	-	Canada	268	268	
-		-	-	-	U.S.A.	5,635	5,635		
Total	-	-	-	-	Other	90	90		
Grand Total	-	-	-	-	-	5,993	5,993		
Canned Goods, all canned food products	-	-	-	-	U.S.A.	2,842	2,842		
	-	-	-	-	Canada	27	27		
	-	-	-	-	Other	4	4		
	Total	-	-	-	-	-	31	31	
	Grand Total	-	-	-	-	-	24,498	24,498	
	<u>Argentina</u>	General	U.S.A.	4,359	-	-	U.S.A.	399	4,758
			Norway	5,816	-	-	Norway	27	5,843
Total		-	10,175	-	-	-	426	10,601	
Other Forest Products		-	-	-	-	U.S.A.	28	28	
Vegetable Oils & Nut Oils	Norway	4,960	-	-	-	-	4,960		
Canned Goods - all canned food Products	U. K.	6,000	-	-	-	-	6,000		

(1) Montreal included with Lower St. Lawrence River Ports.

Cargoes Unloaded at Canadian Ports from Foreign Countries.  
By Countries, Kind of Cargo, Registry of Vessel, Tons Weight of Cargo, 1951.

Table 9 (Cont'd)

Country of Origin	Kind of Cargo	At Atlantic and Lower (1) St. Lawrence River Ports		At Great Lakes and Upper (1) St. Lawrence River Ports		At Pacific Ports		Total
		Registry of Vessel	Cargo Tons W. (2000 lb.)	Registry of Vessel	Cargo Tons W. (2000 lb.)	Registry of Vessel	Cargo Tons W. (2000 lb.)	Cargo Tons W. (2000 lb.)
Argentina (Concluded)	Canned Goods - all canned food Products - (Concluded)	-	-	-	-	U.S.A.	197	197
		-	-	-	-	Norway	204	204
	Other	7	-	-	-	-	7	
	Total	-	6,007	-	-	-	401	6,408
	All other Freight, W.O.S.	-	-	-	-	U.S.A.	13	13
	Grand Total	-	21,142	-	-	-	868	22,010
Australia	General	U. K.	24,118	-	-	U. K.	3,862	27,980
		-	-	-	-	Canada	159	159
		U.S.A.	5,335	-	-	U.S.A.	8,417	13,752
		Norway	407	-	-	-	-	407
		-	-	-	-	Sweden	9,326	9,326
		-	-	-	-	Other	1,785	1,785
	Total	-	29,860	-	-	-	23,549	53,409
	Wool	U.S.A.	5	-	-	-	-	5
		-	-	-	-	Sweden	75	75
		-	-	-	-	Other	6,582	6,582
	Total	-	5	-	-	-	6,657	6,662
	Sugar, raw, refined	U. K.	8,962	-	-	U. K.	18,849	27,811
		U.S.A.	10,002	-	-	-	-	10,002
		-	-	-	-	Norway	9,520	9,520
Sweden		18,495	-	-	Sweden	9,057	27,552	
Other		10,139	-	-	-	-	10,139	
Total	-	47,598	-	-	-	37,426	85,024	
	Canned Goods, all canned food Products	-	-	-	-	Other	17	17
	Grand Total	-	77,463	-	-	-	67,649	145,112
Barbados	General	Canada	8,454	-	-	-	-	8,454
		U.S.A.	44	-	-	-	-	44
	Total	-	8,498	-	-	-	-	8,498
	Sugar, raw, refined	U. K.	8,550	-	-	-	-	8,550
		Canada	34,140	-	-	-	-	34,140
		U.S.A.	31,714	-	-	-	-	31,714
		Norway	8,766	-	-	-	-	8,766
	Total	-	83,170	-	-	-	-	83,170
	Molasses	U. K.	759	-	-	-	133	892
		Canada	6,537	-	-	-	-	6,537
		U.S.A.	13,154	-	-	-	-	13,154
		Norway	707	-	-	-	-	707
Total	-	21,157	-	-	-	133	21,290	
Beverages	Canada	528	-	-	-	-	528	
	U.S.A.	154	-	-	-	-	154	
Total	-	682	-	-	-	-	682	
	Canned Goods, all canned food Products	Canada	14	-	-	-	-	14
	Grand Total	-	113,521	-	-	-	133	113,654
Belgium	General	U. K.	139,381	-	-	U. K.	3,433	142,814
		Canada	30,078	-	-	Canada	1,017	31,095
		Norway	65,719	Norway	1,370	Norway	2,151	69,240
		Sweden	169	Sweden	600	Sweden	404	1,173
		Other	29,298	Other	1,971	Other	14,031	45,300
		Total	-	264,645	-	3,941	-	21,036
	Other Grain, Peas	Other	10	-	-	-	-	10
	Slate, Dimension & Block Stone	Norway	33	-	-	-	-	33
	Total	-	33	-	-	Sweden	36	36
		Petroleum Oils & other Petroleum Products	-	-	Norway	1,635	-	1,635
	Fish Oils	-	-	-	-	Sweden	5	5
	Iron, pig, bloom	Norway	1,436	-	-	-	-	1,436
	Iron & Steel (bar, sheet, structural, pipe)	U. K.	914	-	-	U. K.	3,082	3,996
Norway		1,355	-	-	Norway	2,920	4,275	
-		-	-	-	Sweden	2,634	2,634	
Other		2,466	-	-	Other	4,908	7,374	
Total	-	4,735	-	-	-	13,544	18,279	

Cargoes Unloaded at Canadian Ports from Foreign Countries.  
By Countries, Kind of Cargo, Registry of Vessel, Tons Weight of Cargo, 1951.

Table 9 (Cont'd)

Country of Origin	Kind of Cargo	At Atlantic and Lower (1) St. Lawrence River Ports		At Great Lakes and Upper (1) St. Lawrence River Ports		At Pacific Ports		Total
		Registry of Vessel	Cargo Tons W. (2000 lb.)	Registry of Vessel	Cargo Tons W. (2000 lb.)	Registry of Vessel	Cargo Tons W. (2000 lb.)	Cargo Tons W. (2000 lb.)
<u>Belgium</u> (Concluded)	Rails and Fastenings	-	-	-	-	Sweden	28	28
	Castings and Machinery	Norway	3	-	-	-	-	3
		-	-	-	-	Sweden	2	2
	<b>Total</b>	-	3	-	-	-	2	5
	Cement	U. K.	436	-	-	-	-	436
		Norway	711	-	-	-	-	711
		Other	2,462	-	-	-	-	2,462
	<b>Total</b>	-	3,609	-	-	-	-	3,609
	Fertilisers, all kinds	U. K.	90	-	-	-	-	90
		Norway	5,926	-	-	-	-	5,926
		Other	3,253	-	-	-	-	3,253
	<b>Total</b>	-	9,269	-	-	-	-	9,269
Chemicals & Chemical Products	-	-	-	-	Sweden	6	6	
All other Freight, N.O.S.	Norway	1,566	-	-	-	-	1,566	
	-	-	-	-	Sweden	1,299	1,299	
	Other	78?	-	-	-	-	783	
<b>Total</b>	-	2,349	-	-	-	1,299	3,648	
<b>Grand Total</b>	-	286,089	-	5,576	-	35,956	327,621	
<u>Bermuda</u>	General	U. K.	5,931	-	-	U. K.	12	5,943
		Canada	508	-	-	-	-	508
		U.S.A.	11	-	-	-	-	11
	<b>Total</b>	-	6,450	-	-	-	12	6,462
	Containers-empty-wood and metal	Canada	26	-	-	-	-	26
	Sugar, raw, refined	Canada	1,784	-	-	-	-	1,784
	Molasses	Canada	291	-	-	-	-	291
	All other Freight, N.O.S.	Canada	4	-	-	-	-	4
<b>Grand Total</b>	-	8,555	-	-	-	12	8,567	
<u>Brazil</u>	General	U.S.A.	5,861	-	-	U.S.A.	1,783	7,644
		Norway	6,770	-	-	Norway	513	7,283
	<b>Total</b>	-	12,631	-	-	-	2,296	14,927
	Other Grain, Peas	-	-	-	-	U.S.A.	14,589	14,589
		-	-	-	-	Norway	1,763	1,763
	<b>Total</b>	-	-	-	-	-	16,352	16,352
	Nuts-Peanuts	-	-	-	-	U.S.A.	155	155
	Coffee	-	-	-	-	U.S.A.	4,259	4,259
		-	-	-	-	Norway	1,954	1,954
	<b>Total</b>	-	-	-	-	-	6,213	6,213
	Iron Ore	U.S.A.	52,340	-	-	-	-	52,340
		Norway	20,838	-	-	-	-	20,838
		Panama	21,410	-	-	-	-	21,410
		Other	57,662	-	-	-	-	57,662
	<b>Total</b>	-	152,250	-	-	-	-	152,250
Animal Oils	Canada	10,022	-	-	-	-	10,022	
Canned Goods, all canned food Products	-	-	-	-	Norway	35	35	
<b>Grand Total</b>	-	174,903	-	-	-	25,051	199,954	
<u>Ceylon</u>	General	U. K.	10,681	-	-	U. K.	63	10,744
		U.S.A.	1,239	-	-	U.S.A.	3	1,242
		Norway	28	-	-	Norway	80	108
		Other	1,685	-	-	Other	65	1,750
	<b>Total</b>	-	13,633	-	-	-	211	13,844
	Tea	U. K.	297	-	-	-	-	297
		U.S.A.	41	-	-	U.S.A.	616	657
		Norway	41	-	-	-	-	41
	<b>Total</b>	-	379	-	-	-	616	995
	Other Agricultural Products	-	-	-	-	U.S.A.	69	69
		U. K.	79	-	-	-	-	79
	U.S.A.	280	-	-	-	-	280	
<b>Total</b>	-	359	-	-	-	-	359	
<b>Grand Total</b>	-	14,371	-	-	-	896	15,267	

**Cargoes Unloaded at Canadian Ports from Foreign Countries.  
By Countries, Kind of Cargo, Registry of Vessel, Tons Weight of Cargo, 1951.**

Table 9 (Cont'd)

Country of Origin	Kind of Cargo	At Atlantic and Lower <sup>(1)</sup> St. Lawrence River Ports		At Great Lakes and Upper <sup>(1)</sup> St. Lawrence River Ports		At Pacific Ports		Total
		Registry of Vessel	Cargo Tons W. (2000 lb.)	Registry of Vessel	Cargo Tons W. (2000 lb.)	Registry of Vessel	Cargo Tons W. (2000 lb.)	Cargo Tons W. (2000 lb.)
<u>Chile</u>	Other Grain, Peas	-	-	-	-	U.S.A.	113	113
	Other vegetables, fresh	-	-	-	-	U.S.A.	220	220
	Coffee	-	-	-	-	Norway	15	15
	Other agricultural Products	-	-	-	-	U.S.A.	3	3
	Copper Ore and Concentrates	-	-	-	-	U.S.A.	2	2
	Other Ores and Concentrates	-	-	-	-	U.S.A.	7,980	7,980
						Norway	6,712	6,712
						Other	1,700	1,700
	Total	-	-	-	-	-	16,392	16,392
	Plywood	-	-	-	-	U.S.A.	11	11
	Iron, pig, bloom	-	-	-	-	Norway	551	551
Canned Goods, all canned food Products	-	-	-	-	U.S.A.	1	1	
All Other Freight, N.O.S.	-	-	-	-	U.S.A.	1	1	
Grand Total	-	-	-	-	-	17,309	17,309	
<u>China - Formosa</u>	General	U. K.	1	-	-	U. K.	10	11
		U.S.A.	-	-	-	U.S.A.	1,256	1,256
		Other	-	-	-	Other	20	20
	Total	-	1	-	-	-	1,286	1,287
	Tea	-	-	-	-	U.S.A.	450	450
Iron Ore	-	-	-	-	U.S.A.	500	500	
Grand Total	-	1	-	-	-	2,236	2,237	
<u>Colombia</u>	General	U. K.	847	-	-	-	-	847
		U.S.A.	236	-	-	U.S.A.	5	241
		Other	209	-	-	-	-	209
	Total	-	1,292	-	-	-	5	1,297
	Coffee	U. K.	17	-	-	-	-	17
		-	-	-	-	U.S.A.	1,363	1,363
		Norway	18,608	-	-	-	-	18,608
		Sweden	39	-	-	-	-	39
	Total	-	18,664	-	-	Other	811	811
	Vegetable Oils & Nut Oils	-	-	-	-	U.S.A.	107	107
Grand Total	-	19,956	-	-	-	2,286	22,242	
<u>Costa Rica</u>	General	-	-	-	-	Other	1	1
	Bananas	U.S.A.	2,917	-	-	U.S.A.	230	3,147
	Coffee	-	-	-	-	U.S.A.	79	79
		-	-	-	-	Other	66	66
	Total	-	-	-	-	-	145	145
Chemicals & Chemical Products	-	-	-	-	Norway	3,346	3,346	
Grand Total	-	2,917	-	-	-	3,722	6,639	
<u>Cuba</u>	General	Canada	1	-	-	-	-	1
		Norway	22	-	-	-	-	22
		Sweden	388	-	-	-	-	388
	Total	-	411	-	-	-	-	411
	Other Fruit, fresh	Sweden	134	-	-	-	-	134
	Other Ores & Concentrates	Norway	7,108	-	-	-	-	7,108
	Petroleum - crude	Panama	44,346	-	-	-	-	44,346
	Sugar, raw, refined	Norway	18,888	-	-	-	-	18,888
		-	-	-	-	Panama	915	915
		Other	4,525	-	-	Other	2,776	7,301
	Total	-	23,413	-	-	-	3,691	27,104
	Beverages	Norway	33	-	-	-	-	33
	Canned Goods - all canned food Products	Norway	45	-	-	-	-	45
	Sweden	168	-	-	-	-	168	
Total	-	213	-	-	-	-	213	
Grand Total	-	75,658	-	-	-	3,691	79,349	
<u>Denmark</u>	General	Norway	352	Norway	301	-	-	653
		Sweden	920	Sweden	125	-	-	1,045
		-	-	-	-	Other	310	310
Total	-	1,272	-	426	-	310	2,008	

Cargoes Unloaded at Canadian Ports from Foreign Countries,  
By Countries, Kind of Cargo, Registry of Vessel, Tons Weight of Cargo, 1951.

Table 9 (Cont'd)

Country of Origin	Kind of Cargo	At Atlantic and Lower <sup>(1)</sup> St. Lawrence River Ports		At Great Lakes and Upper <sup>(1)</sup> St. Lawrence River Ports		At Pacific Ports		Total Cargo Tons W. (2000 lb.)
		Registry of Vessel	Cargo Tons W. (2000 lb.)	Registry of Vessel	Cargo Tons W. (2000 lb.)	Registry of Vessel	Cargo Tons W. (2000 lb.)	
<u>Denmark</u> (Concluded)	Eggs, butter, cheese, milk Products	Other	1,662	-	-	-	-	1,662
	Other Ores & Concentrates	Norway	2,444	-	-	-	-	2,444
		Other	1,112	-	-	-	-	1,112
	Total	-	3,556	-	-	-	-	3,556
	Sugar, raw, refined	Canada	1,680	-	-	-	-	1,680
	All other Freight, N.O.S.	-	-	-	-	Sweden	77	77
Grand Total	-	8,170	-	426	-	387	8,983	
<u>Dominican Republic</u>	General	Canada	1	-	-	-	-	1
	Sugar, raw, refined	Canada	2,237	-	-	-	-	2,237
	All other Freight, N.O.S.	Norway	1	-	-	-	-	1
	Grand Total	-	2,239	-	-	-	-	2,239
<u>East Indies - British-Borneo</u>	Petroleum - crude	-	-	-	-	Norway	162,395	162,395
	Grand Total	-	-	-	-	-	162,395	162,395
<u>East Indies - French Indo-China</u>	General	U. K.	316	-	-	-	-	316
		U.S.A.	38	-	-	-	-	38
	Total	-	354	-	-	-	-	354
Grand Total	-	354	-	-	-	-	354	
<u>Ecuador</u>	Coffee	-	-	-	-	U.S.A.	156	156
		-	-	-	-	Norway	19	19
		-	-	-	-	Sweden	12	12
		-	-	-	-	Other	57	57
	Total	-	-	-	-	-	244	244
	Petroleum - crude	-	-	-	-	U.S.A.	33,122	33,122
Castings & Machinery	-	-	-	-	U.S.A.	250	250	
Grand Total	-	-	-	-	-	33,616	33,616	
<u>Egypt</u>	General	U. K.	4,522	-	-	-	-	4,522
		Norway	60	-	-	-	-	60
		Other	6,915	-	-	-	-	6,915
	Total	-	11,497	-	-	-	-	11,497
	Other Grain - Peas	-	-	-	-	Other	1,102	1,102
Grand Total	-	11,497	-	-	-	1,102	12,599	
<u>Iran</u>	General	U. K.	1,687	-	-	-	-	1,687
		Panama	1	-	-	-	-	1
		Other	1,391	-	-	-	-	1,391
	Total	-	3,079	-	-	-	-	3,079
	Beverages	U. K.	18	-	-	-	-	18
Grand Total	-	3,097	-	-	-	-	3,097	
<u>El Salvador</u>	General	-	-	-	-	Other	53	53
	Nuts, Peanuts	-	-	-	-	U.S.A.	50	50
	Coffee	-	-	-	-	U. K.	19	19
		-	-	-	-	U.S.A.	252	252
		-	-	-	-	Sweden	38	38
		-	-	-	-	Other	119	119
	Total	-	-	-	-	-	428	428
	Other Agricultural Products	-	-	-	-	U.S.A.	52	52
	Other Ores & Concentrates	-	-	-	-	U.S.A.	202	202
	Lumber, Timber, Box, Crate Cooperage and Material	-	-	-	-	U.S.A.	91	91
	Other Forest Products	-	-	-	-	U.S.A.	3	3
	Vegetable Oils & Nut Oils	-	-	-	-	U.S.A.	198	198
	Autos, Trucks, Parts	-	-	-	-	Sweden	2	2
Grand Total	-	-	-	-	-	1,079	1,079	
<u>Fiji</u>	General	-	-	-	-	U. K.	42	42
		-	-	-	-	U.S.A.	255	255
		-	-	-	-	Other	9	9
	Total	-	-	-	-	-	306	306

Cargoes Shipped at Canadian Ports from Foreign Countries.  
by Countries, Kind of Cargo, Registry of Vessel, Tons Weight of Cargo, 1951.

Table 9 (Cont'd)

Country of Origin	Kind of Cargo	At Atlantic and Lower <sup>(1)</sup> St. Lawrence River Ports		At Great Lakes and Upper <sup>(1)</sup> St. Lawrence River Ports		At Pacific Ports		Total
		Registry of Vessel	Cargo Tons W. (2000 lb.)	Registry of Vessel	Cargo Tons W. (2000 lb.)	Registry of Vessel	Cargo Tons W. (2000 lb.)	Cargo Tons W. (2000 lb.)
Iceland (Concluded)	Sugar, raw, refined	-	-	-	-	U. K.	8,707	8,707
		-	-	-	-	Canada	3,415	3,415
		-	-	-	-	Norway	7,221	7,221
		-	-	-	-	Other	7,980	7,980
	Total	-	-	-	-	-	27,323	27,323
	Grand Total	-	-	-	-	-	27,629	27,629
Finland	General	Norway	208	-	-	-	-	208
		Sweden	243	Sweden	50	Sweden	6	299
		-	-	-	-	-	-	-
	Total	-	451	-	50	-	6	507
	Slate-Dimension and Block Stone	Sweden	110	-	-	-	-	110
All other Freight, N.O.S.	-	-	-	-	Sweden	2	2	
	Grand Total	-	561	-	50	-	8	619
France-Atlantic English Channel	General	U. K.	9,733	-	-	-	-	9,733
		Canada	124	-	-	-	-	124
		Norway	2,211	Norway	1	-	-	2,212
		Panama	2	-	-	-	-	2
		Other	17,221	Other	111	Other	360	17,692
	Total	-	29,291	-	112	-	360	29,763
	Scrap Iron and Steel	Norway	2,720	-	-	-	-	2,720
	Rails and Fastenings	Norway	4,172	-	-	-	-	4,172
	Castings and Machinery	Norway	7	-	-	-	-	7
	Beverages	Norway	2	-	-	-	-	2
		Other	598	-	-	-	-	598
	Total	-	600	-	-	-	-	600
Fertilizers, all kinds	Other	2,374	-	-	-	-	2,374	
All other Freight, N.O.S.	Panama	112	-	-	-	-	112	
	Grand Total	-	39,276	-	112	-	360	39,748
France - Mediterranean	General	Other	998	-	-	Other	93	1,091
	Grand Total	-	998	-	-	-	93	1,091
Germany	General	U. K.	4,752	-	-	-	-	4,752
		Canada	7,439	-	-	-	-	7,439
		U.S.A.	82	-	-	-	-	82
		Norway	2,147	Norway	2,118	-	-	4,265
		Panama	418	-	-	-	-	418
		Sweden	310	Sweden	311	-	-	621
		Other	20,711	Other	3,519	Other	841	25,071
	Total	-	35,859	-	5,948	-	841	42,648
	Iron & Steel (bar, sheet, structural, pipe)	Sweden	783	-	-	-	-	783
		Other	635	-	-	-	-	635
	Total	-	1,418	-	-	-	-	1,418
	Castings & Machinery	Norway	1,277	-	-	Norway	65	1,342
		Sweden	3,773	-	-	-	-	3,773
	Total	-	5,050	-	-	-	65	5,115
	Cement	Norway	1,039	-	-	-	-	1,039
		Sweden	551	-	-	-	-	551
		Other	1,000	-	-	-	-	1,000
	Total	-	2,590	-	-	-	-	2,590
	Fertilizers, all kinds	Norway	2,877	-	-	-	-	2,877
	Other	6,450	-	-	-	-	6,450	
Total	-	9,327	-	-	-	-	9,327	
Chemicals & Chemical Products	Norway	540	-	-	-	-	540	
All other Freight, N.O.S.	Panama	5	-	-	-	-	5	
	-	-	-	-	Sweden	110	110	
	Other	43	-	-	Other	12	55	
Total	-	48	-	-	-	122	170	
	Grand Total	-	54,832	-	5,948	-	1,028	61,808
Gibraltar	General	U. K.	10	-	-	-	-	10
		Other	3,283	-	-	-	-	3,283
	Total	-	3,293	-	-	-	-	3,293
	Grand Total	-	3,293	-	-	-	-	3,293



Cargoes Unloaded at Canadian Ports from Foreign Countries,  
By Countries, Kind of Cargo, Registry of Vessel, Tons Weight of Cargo, 1951.

Table 9 (Cont'd)

Country of Origin	Kind of Cargo	At Atlantic and Lower (1) St. Lawrence River Ports		At Great Lakes and Upper (1) St. Lawrence River Ports		At Pacific Ports		Total
		Registry of Vessel	Cargo Tons W. (2000 lb.)	Registry of Vessel	Cargo Tons W. (2000 lb.)	Registry of Vessel	Cargo Tons W. (2000 lb.)	Cargo Tons W. (2000 lb.)
Gold Coast	General	U. K.	9,322	-	-	-	-	9,322
	Manganese Ore	U. K.	7,896	-	-	-	-	7,896
	Grand Total	-	17,218	-	-	-	-	17,218
Greece	General	Greece	42	-	-	-	-	42
	Grand Total	-	42	-	-	-	-	42
Greenland	General	U.S.A.	1,006	-	-	-	-	1,006
	Grand Total	-	1,006	-	-	-	-	1,006
Guam - Other Pacific Islands	General	-	-	-	-	U.S.A.	15	15
		-	-	-	-	Other	159	159
	Total	-	-	-	-	-	174	174
	Other Agricultural Products	-	-	-	-	Canada	5	5
	Total	-	-	-	-	Norway	1	1
Grand Total	-	-	-	-	-	6	6	
Guatemala	Coffee	-	-	-	-	U.S.A.	214	214
		-	-	-	-	Sweden	55	55
		-	-	-	-	Other	177	177
	Total	-	-	-	-	-	446	446
	Other Ores & Concentrates	-	-	-	-	U. K.	1,600	1,600
		-	-	-	-	U.S.A.	605	605
	Total	-	-	-	-	-	2,205	2,205
Logs, Posts, Poles, Pitprops, Piling	-	-	-	-	U.S.A.	19	19	
Other Forest Products	-	-	-	-	U.S.A.	15	15	
Grand Total	-	-	-	-	-	2,685	2,685	
Guiana-British	General	Canada	983	-	-	-	-	983
		U.S.A.	4	-	-	-	-	4
	Total	-	987	-	-	-	-	987
	Coffee	U.S.A.	9	-	-	-	-	9
	Other Agricultural Products	Canada	5	-	-	-	-	5
	Bauxite	U. K.	189,439	-	-	-	-	189,439
		Canada	131,994	-	-	-	-	131,994
		U.S.A.	34,695	-	-	-	-	34,695
		Greece	17,248	-	-	-	-	17,248
		Norway	129,945	-	-	-	-	129,945
		Panama	67,495	-	-	-	-	67,495
		Other	184,669	-	-	-	-	184,669
	Total	-	755,485	-	-	-	-	755,485
	Lumber, Timber, Box, Crate, Cooperage Material	Canada	46	-	-	-	-	46
	Sugar, raw, refined	Canada	62,415	-	-	-	-	62,415
	U.S.A.	31,385	-	-	-	-	31,385	
	Norway	7,869	-	-	-	-	7,869	
Total	-	101,669	-	-	-	-	101,669	
Molasses	U.S.A.	3	-	-	-	-	3	
Beverages	Canada	494	-	-	-	-	494	
	U.S.A.	2,898	-	-	-	-	2,898	
	Norway	147	-	-	-	-	147	
Total	-	3,539	-	-	-	-	3,539	
Grand Total	-	861,743	-	-	-	-	861,743	
Guiana - Netherlands (Surinam)	General	U.S.A.	8	-	-	-	-	8
	Bauxite	U. K.	4,669	-	-	-	-	4,669
		Norway	43,966	-	-	-	-	43,966
		Panama	11,489	-	-	-	-	11,489
		Other	68,574	-	-	-	-	68,574
	Total	-	128,698	-	-	-	-	128,698
Vegetable Oils & Nut Oils	U.S.A.	20	-	-	-	-	20	
Grand Total	-	128,726	-	-	-	-	128,726	

Cargoes Unloaded at Canadian Ports from Foreign Countries.  
By Countries, Kind of Cargo, Registry of Vessel, Tons Weight of Cargo, 1951.

Table 9 (Cont'd)

Country of Origin	Kind of Cargo	At Atlantic and Lower <sup>(1)</sup> St. Lawrence River Ports		At Great Lakes and Upper <sup>(1)</sup> St. Lawrence River Ports		At Pacific Ports		Total Cargo Tons W. (2000 lb.)
		Registry of Vessel	Cargo Tons W. (2000 lb.)	Registry of Vessel	Cargo Tons W. (2000 lb.)	Registry of Vessel	Cargo Tons W. (2000 lb.)	
<u>Hawaiian Islands</u>	General	-	-	-	-	U. K.	152	152
		-	-	-	-	U.S.A.	19	19
	Total	-	-	-	-	-	171	171
	Paperboard, Palpboard, Wallboard	-	-	-	-	U.S.A.	3	3
	Fish, fresh, frozen, cured	-	-	-	-	U.S.A.	2,448	2,448
	Grand Total	-	-	-	-	-	2,622	2,622
<u>Honduras - British</u>	General	Norway	648	-	-	-	-	648
	Grand Total	-	648	-	-	-	-	648
<u>Hong Kong</u>	General	U. K.	2,790	-	-	-	-	2,790
		-	-	-	-	U.S.A.	1,448	1,448
		-	-	-	-	Norway	2,084	2,084
		-	-	-	-	Other	422	422
	Total	-	2,790	-	-	-	3,954	6,744
	Nuts, Peanuts	-	-	-	-	U.S.A.	942	942
	Other Ores & Concentrates	-	-	-	-	U.S.A.	2,240	2,240
All other Freight, N.O.S.	-	-	-	-	U.S.A.	275	275	
	Grand Total	-	2,790	-	-	-	7,411	10,201
<u>India</u>	General	U. K.	62,161	-	-	U. K.	1,247	63,408
		U.S.A.	1,577	-	-	-	-	1,577
		Norway	4,141	-	-	Norway	1,211	5,352
		-	-	-	-	Other	3,120	3,120
	Total	-	67,879	-	-	-	5,578	73,457
	Nuts, Peanuts	U. K.	19	-	-	-	-	19
		U.S.A.	22	-	-	-	-	22
	Total	-	41	-	-	-	-	41
	Tea	U. K.	682	-	-	-	-	682
		U.S.A.	102	-	-	-	-	102
		-	-	-	-	Panama	35	35
	Total	-	784	-	-	-	35	819
	Other Agricultural Products	U. K.	6	-	-	-	-	6
		U.S.A.	66	-	-	-	-	66
	Total	-	72	-	-	-	-	72
Vegetable Oils & Nut Oils	U. K.	701	-	-	-	-	701	
All other Freight, N.O.S.	U. K.	137	-	-	-	-	137	
	U.S.A.	209	-	-	-	-	209	
	Norway	137	-	-	-	-	137	
Total	-	483	-	-	-	-	483	
Grand Total	-	69,960	-	-	-	-	5,613	75,573
<u>Indonesia</u>	General	U.S.A.	65	-	-	-	-	65
		-	-	-	-	Norway	204	204
	Total	-	65	-	-	-	204	269
	Petroleum - crude	-	-	-	-	Norway	12,743	12,743
All other Freight, N.O.S.	U.S.A.	11	-	-	-	-	11	
Grand Total	-	76	-	-	-	-	12,947	13,023
<u>Iran - (Persia)</u>	Petroleum - crude	Panama	14,746	-	-	-	-	14,746
	Grand Total	-	14,746	-	-	-	-	14,746
<u>Iraq</u>	General	U.S.A.	3,320	-	-	-	-	3,320
	Fruit, dried	U.S.A.	9,980	-	-	-	-	9,980
	Grand Total	-	13,300	-	-	-	-	13,300
<u>Italy</u>	General	U. K.	8,071	-	-	-	-	8,071
		Canada	6,620	-	-	-	-	6,620
		U.S.A.	1,252	-	-	-	-	1,252
		Greece	120	-	-	-	-	120
		Norway	59	Norway	235	-	-	294
		Panama	580	-	-	-	-	580
		Other	9,301	-	-	Other	2,216	11,517
	Total	-	26,003	-	235	-	2,216	28,454
	Nuts, Peanuts	Panama	14	-	-	-	-	14
	Petroleum - crude	Panama	16,766	-	-	-	-	16,766
Slate, Dimension, Block, Stone	Other	427	-	-	-	-	427	

Cargoes Unloaded at Canadian Ports from Foreign Countries.

Table 9 (Cont'd) By Countries, Kind of Cargo, Registry of Vessel, Tons Weight of Cargo, 1951.

Country of Origin	Kind of Cargo	At Atlantic and Lower <sup>(1)</sup> St. Lawrence River Ports		At Great Lakes and Upper <sup>(1)</sup> St. Lawrence River Ports		At Pacific Ports		Total
		Registry of Vessel	Cargo Tons W. (2000 lb.)	Registry of Vessel	Cargo Tons W. (2000 lb.)	Registry of Vessel	Cargo Tons W. (2000 lb.)	Cargo Tons W. (2000 lb.)
Italy (Concluded)	Beverages		22	-	-	-	-	22
	Canned Goods, all canned food Products	Panama	4	-	-	-	-	4
	Grand Total	-	43,236	-	235	-	2,216	45,687
Jamaica	General	-	-	-	-	U. K.	159	159
		Canada	408	-	-	-	-	408
	Total	-	408	-	-	-	159	567
	Fruit, dried	Canada	25	-	-	-	-	25
	Coffee	Canada	486	-	-	-	-	486
	Cocoa, Chocolate	Canada	300	-	-	-	-	300
	Other Agricultural Products	Canada	359	-	-	-	-	359
	Other Forest Products	Canada	183	-	-	-	-	183
	Sugar, raw, refined	-	-	-	-	U. K.	3,000	3,000
		Canada	74,606	-	-	-	-	74,606
		Norway	41,286	-	-	-	-	41,286
	Total	-	115,892	-	-	-	3,000	118,892
	Beverages	-	-	-	-	U. K.	4	4
		Canada	1,959	-	-	-	-	1,959
	Total	-	1,959	-	-	-	4	1,963
	Canned Goods, all canned food Products	Canada	515	-	-	-	-	515
	Chemicals & Chemical Products	Canada	65	-	-	-	-	65
All other Freight, N.O.S.	Canada	14	-	-	-	-	14	
Grand Total	-	120,206	-	-	-	3,163	123,369	
Japan	General	U.S.A.	6	-	-	U.S.A.	9,698	9,704
		-	-	-	-	Norway	1,536	1,536
		-	-	-	-	Panama	27	27
		-	-	-	-	Sweden	84	84
		-	-	-	-	Other	3,617	3,617
		Total	-	6	-	-	14,962	14,968
	Other Fruit, fresh	-	-	-	-	U.S.A.	3,617	3,617
		-	-	-	-	Other	1,641	1,641
	Total	-	-	-	-	-	5,258	5,258
	Tea	-	-	-	-	Sweden	34	34
	Lumber, Timber, Box, Crates, Cooperage Material	-	-	-	-	U.S.A.	107	107
	Plywood	-	-	-	-	U.S.A.	20	20
	Other Forest Products	-	-	-	-	U.S.A.	105	105
	Fish Oils	-	-	-	-	U.S.A.	139	139
	Iron & Steel (bar, sheet, structural, pipe)	-	-	-	-	U. K.	1,544	1,544
		-	-	-	-	U.S.A.	247	247
		-	-	-	-	Other	3,071	3,071
	Total	-	-	-	-	-	4,862	4,862
	Wood pulp, Pulp Screenings	-	-	-	-	U.S.A.	542	542
	Fish, fresh, frozen, cured	-	-	-	-	U.S.A.	1,603	1,603
	Canned Goods, all canned food Products	-	-	-	-	U.S.A.	1,063	1,063
	China ware	-	-	-	-	U.S.A.	465	465
	All other Freight, N.O.S.	-	-	-	-	U.S.A.	238	238
Grand Total	-	6	-	-	-	29,398	29,404	
Liberia	Iron Ore	Norway	6,007	-	-	-	-	6,007
	Grand Total	-	6,007	-	-	-	-	6,007
Madagascar - Other Indian Ocean Islands	Sugar, raw refined	U. K.	9,665	-	-	-	-	9,665
		Norway	10,192	-	-	-	-	10,192
	Total	-	19,857	-	-	-	-	19,857
Grand Total	-	19,857	-	-	-	-	19,857	
Malay - Straits Settlements, Singapore	General	U. K.	6,389	-	-	U. K.	58	6,447
		U.S.A.	11,440	-	-	U.S.A.	11	11,451
		Norway	2,125	-	-	Norway	392	2,517
		Other	7,426	-	-	Other	138	7,564
	Total	-	27,380	-	-	-	599	27,979

Cargoes Unloaded at Canadian Ports from Foreign Countries.  
By Countries, Kind of Cargo, Registry of Vessel, Tons Weight of Cargo, 1951.

Table 9 (Cont'd)

Country of Origin	Kind of Cargo	At Atlantic and Lower <sup>(1)</sup> St. Lawrence River Ports		At Great Lakes and Upper <sup>(1)</sup> St. Lawrence River Ports		At Pacific Ports		Total
		Registry of Vessel	Cargo Tons W. (2000 lb.)	Registry of Vessel	Cargo Tons W. (2000 lb.)	Registry of Vessel	Cargo Tons W. (2000 lb.)	Cargo Tons W. (2000 lb.)
Malay - Straits Settlements, Singapore (Concluded)	Other grain, Peas	Norway	8	-	-	-	-	8
	Tea	-	-	-	-	U.S.A.	26	26
	Other Agricultural Products	-	-	-	-	U.S.A.	2	2
	Iron & Steel (bar, sheet, structural, pipe)	U. K.	112	-	-	-	-	112
	Canned Goods, all canned food products	U.S.A.	9	-	-	U.S.A.	5	14
	All other Freight, M.O.S.	U. K.	2,118	-	-	-	-	2,118
		U.S.A.	2,141	-	-	-	-	2,141
Norway		385	-	-	-	-	385	
Total	-	4,644	-	-	-	-	4,644	
Grand Total		-	32,153	-	-	-	632	32,785
Mexico	General	Canada	90	-	-	-	-	90
		Norway	3,650	-	-	-	-	3,650
		Sweden	8,763	-	-	-	-	8,763
	Total	-	12,503	-	-	-	-	12,503
	Nuts, Peanuts	Norway	140	-	-	-	-	140
		Sweden	1,122	-	-	-	-	1,122
	Total	-	1,262	-	-	-	-	1,262
	Coffee	-	-	-	-	U.S.A.	368	368
		-	-	-	-	Other	21	21
	Total	-	-	-	-	-	389	389
	Copper Ore & Concentrates	-	-	-	-	Other	891	891
	Sulphur	Norway	2,205	-	-	-	-	2,205
	Canned Goods, all canned food Products	-	-	-	-	U.S.A.	332	332
		Sweden	355	-	-	-	-	355
		-	-	-	-	Other	15	15
Total	-	355	-	-	-	347	702	
Grand Total		-	16,325	-	-	-	1,627	17,952
Netherlands	General	U. K.	11,777	-	-	U. K.	1,101	12,878
		Canada	2,568	-	-	-	-	2,568
		Norway	1,009	Norway	1,384	-	-	2,393
		Sweden	452	Sweden	636	-	-	1,088
		Other	52,330	Other	5,913	Other	5,166	63,409
		Total	-	68,136	-	7,933	-	6,267
	Iron, pig, bloom	Other	10,078	-	-	-	-	10,078
	Iron, Steel (bar, sheet, structural, pipe)	U. K.	1,800	-	-	-	-	1,800
		Other	4,610	-	-	-	-	4,610
	Total	-	6,410	-	-	-	-	6,410
	Castings & Machinery	Norway	92	-	-	-	-	92
		Other	2	-	-	-	-	2
	Total	-	94	-	-	-	-	94
Beverages	Canada	255	-	-	-	-	255	
Fertilizers, all kinds	Other	1,300	-	-	-	-	1,300	
Grand Total		-	86,273	-	7,933	-	6,267	100,473
New Zealand	General	U. K.	18,235	-	-	U. K.	3,862	22,097
		-	-	-	-	U.S.A.	1,106	1,106
		-	-	-	-	Other	1,103	1,103
		Total	-	18,235	-	-	-	6,071
	Other Agricultural Products	-	-	-	-	U.S.A.	28	28
	Other Seeds, (cloverseed)	-	-	-	-	U.S.A.	3	3
	Autos, Trucks, parts	-	-	-	-	U. K.	2	2
Grand Total		-	18,235	-	-	-	6,104	24,339
Nicaragua	Coffee	-	-	-	-	U.S.A.	325	325
	Other Agricultural Products	-	-	-	-	U.S.A.	52	52
	Other Seeds (cloverseed)	-	-	-	-	U.S.A.	1	1
Grand Total		-	-	-	-	-	378	378
Nigeria	General	U. K.	5,912	-	-	-	-	5,912
	Grand Total		-	5,912	-	-	-	-

Cargoes Unloaded at Canadian Ports from Foreign Countries  
By Countries, Kind of Cargo, Registry of Vessel, Tons Weight of Cargo, 1951.

Table 9 (Cont'd)

Country of Origin	Kind of Cargo	At Atlantic and Lower (1) St. Lawrence River Ports		At Great Lakes and Upper (1) St. Lawrence River Ports		At Pacific Ports		Total	
		Registry of Vessel	Cargo Tons W. (2000 lb.)	Registry of Vessel	Cargo Tons W. (2000 lb.)	Registry of Vessel	Cargo Tons W. (2000 lb.)	Cargo Tons W. (2000 lb.)	
Norway	General	Norway	10,338	Norway	574	Norway Sweden	753 198	11,665 198	
	Total	-	10,338	-	574	-	951	11,863	
	Iron Ore	U. K.	-	8,717	-	-	-	-	8,717
		U.S.A.	-	22,717	-	-	-	-	22,717
		Norway	-	61,667	-	-	-	-	61,667
		Sweden	-	82,871	-	-	-	-	82,871
		Other	-	8,234	-	-	-	-	8,234
	Total	-	184,206	-	-	-	-	184,206	
	Other Mine Products	-	-	Norway	336	-	-	-	336
	Brick	Norway	156	-	-	-	-	-	156
	Fish, fresh, frozen, cured	Norway	150	-	-	-	-	-	150
	Canned Goods, all canned Food Products	-	-	-	-	Norway	300	300	
		-	-	-	-	Sweden	106	106	
Total	-	-	-	-	-	406	406		
Chemical & Chemical Products	-	-	Norway	138	-	-	-	138	
All other Freight, N.O.S.	-	-	Norway	110	-	-	-	110	
Grand Total	-	194,850	-	1,158	-	1,357	197,365		
Pakistan	General	U. K.	14,616	-	-	U. K. Norway Other	185 225 1,016	14,801 225 1,016	
	Total	-	14,616	-	-	-	1,426	16,042	
	Grand Total	-	14,616	-	-	-	1,426	16,042	
Panama	General	-	-	-	-	U. K. U.S.A. Other	17 35 119	17 35 119	
	Total	-	-	-	-	-	171	171	
	Other Grain, Peas	-	-	-	-	Sweden	16	16	
	Bananas	U.S.A.	1,673	-	-	-	-	1,673	
	Coffee	-	-	-	-	Sweden	53	53	
		-	-	-	-	Other	38	38	
	Total	-	-	-	-	-	91	91	
	Other Agricultural Products	-	-	-	-	Sweden	8	8	
Grand Total	-	1,673	-	-	-	286	1,959		
Peru	General	-	-	-	-	U.S.A. Other	1 35	1 35	
	Total	-	-	-	-	-	36	36	
	Coffee	-	-	-	-	U.S.A.	227	227	
		-	-	-	-	Other	19	19	
	Total	-	-	-	-	-	246	246	
	Other Ores & Concentrates	-	-	-	-	U.S.A.	12,363	12,363	
		-	-	-	-	Norway	6,316	6,316	
		-	-	-	-	Other	10,457	10,457	
	Total	-	-	-	-	-	29,136	29,136	
	Vegetable Oils & Nut Oils	-	-	-	-	Other	20	20	
Canned Goods, all canned Food Products	-	-	-	-	U.S.A.	14	14		
All other Freight, N.O.S.	-	-	-	-	U.S.A.	1	1		
Grand Total	-	-	-	-	-	29,453	29,453		
Philippines	General	U. K.	1,344	-	-	U. K. U.S.A. Norway Other	2,854 1,598 3,062 871	4,198 2,036 3,062 1,580	
	Total	-	2,491	-	-	-	8,385	10,876	
	Copra	-	-	-	-	U.S.A.	16,744	16,744	
		-	-	-	-	Norway	3,222	3,222	
		-	-	-	-	Other	1,650	1,650	
	Total	-	-	-	-	-	21,616	21,616	
	Other Agricultural Products	U. K.	64	-	-	-	-	-	64
		U.S.A.	54	-	-	-	U.S.A.	30	84
	Total	-	118	-	-	-	30	148	

**Cargoes Unloaded at Canadian Ports from Foreign Countries  
By Countries, Kind of Cargo, Registry of Vessel, Tons Weight of Cargo, 1951.**

Table 9 (Cont'd)

Country of Origin	Kind of Cargo	At Atlantic and Lower <sup>(1)</sup> St. Lawrence River Ports		At Great Lakes and Upper <sup>(1)</sup> St. Lawrence River Ports		At Pacific Ports		Total
		Registry of Vessel	Cargo Tons W. (2000 lb.)	Registry of Vessel	Cargo Tons W. (2000 lb.)	Registry of Vessel	Cargo Tons W. (2000 lb.)	Cargo Tons W. (2000 lb.)
<u>Philippines</u> (Concluded)	Logs, Posts, Poles, Pitprops, Piling	-	-	-	-	Other	252	252
	Lumber, Timber, Box, Crate, Cooperage Material	-	-	-	-	U.S.A.	44	44
		-	-	-	-	Norway	215	215
	Total	-	-	-	-	-	259	259
	Other Forest Products	-	-	-	-	U.S.A.	506	506
		-	-	-	-	Norway	115	115
	Total	-	-	-	-	-	621	621
	Canned Goods, all canned food Products	-	-	-	-	U.S.A.	25	25
		-	-	-	-	Norway	19	19
	Total	-	-	-	-	-	44	44
All other Freight, N.O.S.	U. K.	61	-	-	-	-	61	
Grand Total	-	2,670	-	-	-	31,207	33,877	
<u>Poland</u>	General	Norway	1,065	-	-	-	-	1,065
		Sweden	499	-	-	-	-	499
	Total	-	1,564	-	-	-	-	1,564
	All other Freight, N.O.S.	Sweden	90	-	-	-	-	90
Grand Total	-	1,654	-	-	-	-	1,654	
<u>Porto Rico</u>	Other Agricultural Products	-	-	-	-	U.S.A.	16	16
	Molasses	U. K.	8,330	-	-	-	-	8,330
	Grand Total	-	8,330	-	-	-	16	8,346
<u>Portugal</u>	General	U. K.	2,264	-	-	-	-	2,264
		Canada	477	-	-	-	-	477
		Norway	165	-	-	-	-	165
		Other	3,981	-	-	-	-	3,981
	Total	-	6,887	-	-	-	-	6,887
	Salt	Other	3,552	-	-	-	-	3,552
	Other Forest Products	Other	5	-	-	-	-	5
	Beverages	Other	58	-	-	-	-	58
	Paperboard, Pulpboard, Wallboard	Other	26	-	-	-	-	26
	All other Freight, N.O.S.	U. K.	2	-	-	-	-	2
Grand Total	-	10,530	-	-	-	-	10,530	
<u>St. Pierre - Miquelon</u>	General	Canada	413	-	-	-	-	413
		Other	1,266	-	-	-	-	1,266
	Total	-	1,679	-	-	-	-	1,679
	Hides - Leather	Canada	9	-	-	-	-	9
	Salt	Canada	713	-	-	-	-	713
	Lumber, Timber, Box, Crate, Cooperage Material	Canada	2	-	-	-	-	2
	Containers, empty - Wood and Metal	Canada	2	-	-	-	-	2
		Other	4	-	-	-	-	4
	Total	-	6	-	-	-	-	6
	Fish Oils	Canada	25	-	-	-	-	25
	Beverages	Canada	9	-	-	-	-	9
		Other	2	-	-	-	-	2
	Total	-	11	-	-	-	-	11
	Fertilizers, all kinds	Other	1	-	-	-	-	1
	Fish, fresh, frozen, cured	Canada	26	-	-	-	-	26
		Other	804	-	-	-	-	804
	Total	-	830	-	-	-	-	830
	All other Freight, N.O.S.	Canada	16	-	-	-	-	16
	Grand Total	-	3,292	-	-	-	-	3,292
<u>Serra Leone</u>	General	U. K.	1,103	-	-	-	-	1,103
	Paperboard, Pulpboard, Wallboard	-	-	-	-	U.S.A.	2,449	2,449
	Grand Total	-	1,103	-	-	-	2,449	3,552
<u>Spain</u>	General	U. K.	1,823	-	-	-	-	1,823
		Canada	2,459	-	-	-	-	2,459
		Greece	1,200	-	-	-	-	1,200

Cargoes Unloaded at Canadian Ports from Foreign Countries  
By Countries, Kind of Cargo, Registry of Vessel, Tons Weight of Cargo, 1951.

Table 9 (Cont'd)

Country of Origin	Kind of Cargo	At Atlantic and Lower <sup>(1)</sup> St. Lawrence River Ports		At Great Lakes and Upper <sup>(1)</sup> St. Lawrence River Ports		At Pacific Ports		Total
		Registry of Vessel	Cargo Tons W. (2000 lb.)	Registry of Vessel	Cargo Tons W. (2000 lb.)	Registry of Vessel	Cargo Tons W. (2000 lb.)	Cargo Tons W. (2000 lb.)
Spain (Concluded)	General (Concluded)	Norway	35	Norway	11	-	-	46
		Panama	22	-	-	-	22	
		Other	2,909	-	-	Other	384	3,293
	Total	-	8,448	-	11	-	384	8,843
		Norway	2,160	-	-	-	-	2,160
	Salt	Other	5,650	-	-	-	-	5,650
		Total	-	7,810	-	-	-	7,810
	Beverages	-	-	-	-	Norway	21	21
		Other	2	-	-	-	-	2
		Total	-	2	-	-	21	23
Grand Total	-	16,260	-	11	-	405	16,676	
Sweden	General	Norway	2,066	Norway	39	-	-	2,105
		Sweden	7,623	Sweden	394	Sweden	318	8,335
		Total	-	9,689	-	433	-	318
	Eggs, Butter, Cheese, Milk Products	Sweden	3,153	-	-	-	-	3,153
	Slate, Dimension and Block Stone	-	-	-	-	Sweden	280	280
	Iron & Steel (bar, sheet- structural, pipe)	-	-	-	-	Sweden	363	363
	Castings and Machinery	Sweden	163	-	-	Sweden	100	263
	Chinaware	-	-	-	-	Sweden	7	7
	All other Freight, N.O.S.	-	-	-	-	Sweden	428	428
	Grand Total	-	13,005	-	433	-	1,496	14,934
Syria - Levant	Petroleum - crude	U. K.	16,673	-	-	-	-	16,673
		Canada	30,877	-	-	-	-	30,877
		U.S.A.	98,896	-	-	-	-	98,896
		Norway	216,050	-	-	-	-	216,050
		Panama	213,279	-	-	-	-	213,279
		Other	88,970	-	-	-	-	88,970
Total	-	664,745	-	-	-	-	664,745	
Grand Total	-	664,745	-	-	-	-	664,745	
Thailand - (Siam)	General	U. K.	342	-	-	-	-	342
		U.S.A.	730	-	-	-	-	730
		Norway	608	-	-	-	-	608
	Total	-	1,680	-	-	-	-	1,680
	Other Ores & Concentrates	-	-	-	-	Other	76	76
	Other Forest Products	-	-	-	-	Other	198	198
All other Freight, N.O.S.	U.S.A.	16	-	-	-	-	16	
Grand Total	-	1,696	-	-	-	274	1,970	
Trinidad	General	U. K.	5,622	-	-	U. K.	6	5,628
		Canada	1,448	-	-	-	-	1,448
		U.S.A.	20	-	-	-	-	20
		-	-	-	-	Norway	24	24
		-	-	-	-	Other	7	7
		Total	-	7,090	-	-	-	37
	Coffee	Canada	190	-	-	-	-	190
	Other Agricultural Products	-	-	-	-	Norway	2	2
	Bauxite	U. K.	246,576	-	-	-	-	246,576
		Canada	102,199	-	-	-	-	102,199
		U.S.A.	66,921	-	-	-	-	66,921
		Greece	82,702	-	-	-	-	82,702
		Norway	207,610	-	-	-	-	207,610
		Panama	144,130	-	-	-	-	144,130
		Other	410,615	-	-	-	-	410,615
Total	-	1,260,753	-	-	-	-	1,260,753	
Asphalt	Canada	134	-	-	-	-	134	
	Panama	3,248	-	-	-	-	3,248	
	Total	-	3,382	-	-	-	-	3,382
Petroleum - crude	U. K.	116,070	-	-	-	-	116,070	
	U.S.A.	14,620	-	-	-	-	14,620	
	Panama	28,593	-	-	-	-	28,593	
	Other	16,242	-	-	-	-	16,242	
Total	-	175,525	-	-	-	-	175,525	

Table 9 (Cont'd) **Cargoes Unloaded at Canadian Ports from Foreign Countries**  
By Countries, Kind of Cargo, Registry of Vessel, Tons Weight of Cargo, 1951.

Country of Origin	Kind of Cargo	At Atlantic and Lower (1) St. Lawrence River Ports		At Great Lakes and Upper (1) St. Lawrence River Ports		At Pacific Ports		Total
		Registry of Vessel	Cargo Tons W. (2000 lb.)	Registry of Vessel	Cargo Tons W. (2000 lb.)	Registry of Vessel	Cargo Tons W. (2000 lb.)	Cargo Tons W. (2000 lb.)
Trinidad (Concluded)	Petroleum Oils and Other Petroleum Products	U. K.	14,060	-	-	-	-	14,060
		U.S.A.	100	-	-	-	-	100
	Total	-	14,160	-	-	-	-	14,160
	Sugar, raw, refined	U. K.	7,840	-	-	-	-	7,840
		Canada	11,356	-	-	-	-	11,356
		U.S.A.	22,191	-	-	-	-	22,191
		Norway	10,449	Norway	624	-	-	11,073
	Total	-	51,836	-	624	-	-	52,460
	Molasses	U.S.A.	1,282	-	-	-	-	1,282
	Beverages	Canada	179	-	-	-	-	179
	-	-	-	-	Norway	17	17	
Total	-	179	-	-	-	17	196	
Canned Goods - all canned food Products	Canada	1,042	-	-	-	-	1,042	
Chemicals - Chemical Products	Canada	62	-	-	-	-	62	
All other Freight, N.O.S	U.S.A.	7	-	-	-	-	7	
Grand Total	-	1,515,508	-	624	-	56	1,516,188	
United Kingdom	General	U. K.	871,361	-	-	U. K.	141,434	1,012,795
		Canada	45,931	-	-	-	-	45,931
		U.S.A.	1	-	-	-	-	1
		Norway	813	Norway	1,157	Norway	3	1,973
		Sweden	560	-	-	Sweden	2	562
		Other	4,545	-	-	Other	13	4,558
		Total	-	923,211	-	1,157	-	141,452
	Tea	Canada	12	-	-	-	-	12
	Cattle and Calves	U. K.	25	-	-	-	-	25
	Coal - Anthracite	U. K.	219,552	-	-	-	-	219,552
		Norway	9,451	-	-	-	-	9,451
		Panama	16,450	-	-	-	-	16,450
		Sweden	2,918	-	-	-	-	2,918
		Other	57,231	-	-	-	-	57,231
	Total	-	305,602	-	-	-	-	305,602
	Coal - Bituminous	U. K.	16,167	-	-	-	-	16,167
		Canada	2,400	-	-	-	-	2,400
	Total	-	18,567	-	-	-	-	18,567
	Salt	U. K.	5	-	-	-	-	5
		Norway	3,580	-	-	-	-	3,580
	Total	-	3,585	-	-	-	-	3,585
	Other Mine Products	U. K.	11,515	-	-	-	-	11,515
		Norway	5,850	-	-	-	-	5,850
		Panama	2,702	-	-	-	-	2,702
		Sweden	6,478	-	-	-	-	6,478
		Other	9,003	-	-	-	-	9,003
	Total	-	35,548	-	-	-	-	35,548
	Containers empty - Wood and Metal	U. K.	29	-	-	-	-	29
	Pitch, Tar, Creosote	-	-	-	-	U.S.A.	12,667	12,667
		Norway	2,291	-	-	-	-	2,291
Total	-	2,291	-	-	-	12,667	14,958	
Iron & Steel (bar, sheet, structural, pipe)	U. K.	11,421	-	-	U. K.	6,856	18,277	
	Norway	280	-	-	-	-	280	
	-	-	-	-	Other	3	3	
Total	-	11,701	-	-	-	6,859	18,560	
Rails and Fastenings	Norway	1,401	-	-	-	-	1,401	
Castings and Machinery	U. K.	791	-	-	-	-	791	
Cement	U. K.	5,440	-	-	-	-	5,440	
	Greece	11,100	-	-	-	-	11,100	
	Norway	10,291	-	-	-	-	10,291	
	Panama	2,714	-	-	-	-	2,714	
	Sweden	1,819	-	-	-	-	1,819	
Total	-	31,364	-	-	-	-	31,364	
Brick	U. K.	10,139	-	-	-	-	10,139	
	Norway	119	-	-	-	-	119	
	Panama	2,529	-	-	-	-	2,529	
Total	-	12,787	-	-	-	-	12,787	



Cargoes Unloaded at Canadian Ports from Foreign Countries  
By Countries, Kind of Cargo, Registry of Vessel, Tons Weight of Cargo, 1951.

Table 9 (Cont'd)

Country of Origin	Kind of Cargo	At Atlantic and Lower <sup>(1)</sup> St. Lawrence River Ports		At Great Lakes and Upper <sup>(1)</sup> St. Lawrence River Ports		At Pacific Ports		Total
		Registry of Vessel	Cargo Tons W. (2000 lb.)	Registry of Vessel	Cargo Tons W. (2000 lb.)	Registry of Vessel	Cargo Tons W. (2000 lb.)	Cargo Tons W. (2000 lb.)
United Kingdom (Concluded)	Agricultural Implements	U. K.	117	-	-	-	-	117
	Autos, Trucks, parts	U. K.	2,392	U. K.	810	U. K.	3,462	6,644
		-	-	-	-	Canada	48	48
		-	-	Norway	88	Norway	6,904	6,992
		-	-	Sweden	265	Sweden	27	292
		Other	2,031	Other	2,221	Other	181	4,433
	Total	-	4,423	-	3,384	-	10,602	18,409
	Beverages	U. K.	195	-	-	-	-	195
	Chinaware	U. K.	9	-	-	-	-	9
	Chemicals & Chemical Products	U. K.	36,898	-	-	-	-	36,898
		Norway	269	-	-	-	-	269
		Sweden	1,634	-	-	-	-	1,634
		Other	2,109	-	-	-	-	2,109
Total	-	40,910	-	-	-	-	40,910	
All other Freight, N.O.S.	U. K.	216	-	-	-	-	216	
	Canada	1	-	-	-	-	1	
	Norway	5	-	-	-	-	5	
Total	-	222	-	-	-	-	222	
Grand Total	-	1,392,790	-	4,541	-	171,580	1,568,911	
United States - Atlantic Gulf of Mexico	General	U. K.	20,552	-	-	-	-	20,552
		Canada	22,447	-	-	-	-	22,447
		U.S.A.	44,975	-	-	-	-	44,975
		Norway	284	-	-	-	-	284
		Panama	3,975	-	-	-	-	3,975
		Sweden	13,848	-	-	-	-	13,848
		Other	604	-	-	-	-	604
	Total	-	106,685	-	-	-	-	106,685
	Nuts - Peanuts	Sweden	25	-	-	-	-	25
	Other, Fruit, Fresh	Canada	94	-	-	-	-	94
		Sweden	39	-	-	-	-	39
	Total	-	133	-	-	-	-	133
	Other Vegetables, fresh	Canada	33	-	-	-	-	33
	Other Agricultural Products	Canada	231	-	-	-	-	231
	Coal - Anthracite	Canada	2,045	-	-	-	-	2,045
		Other	599	-	-	-	-	599
	Total	-	2,644	-	-	-	-	2,644
	Coal - Bituminous	U. K.	1,195	-	-	-	-	1,195
		Canada	23,182	-	-	-	-	23,182
		Norway	6,716	-	-	-	-	6,716
		Other	5,600	-	-	-	-	5,600
	Total	-	36,693	-	-	-	-	36,693
	Sulphur	-	-	-	-	U. K.	17,102	17,102
		Canada	24,546	-	-	Canada	10,703	35,249
		U.S.A.	2,856	-	-	-	-	2,856
		Norway	147,227	-	-	-	-	147,227
		Panama	3,932	-	-	Panama	18,445	22,377
		Sweden	18,710	-	-	-	-	18,710
	Total	-	197,271	-	-	-	46,250	243,521
	Petroleum - crude	U.S.A.	15,000	-	-	-	-	15,000
	Salt	Canada	180	-	-	-	-	180
	Sand, Gravel, Crushed Stone	Canada	55	-	-	-	-	55
Norway		2,760	-	-	-	-	2,760	
Total	-	2,815	-	-	-	-	2,815	
Other Mine Products	Canada	10,890	-	-	-	-	10,890	
Logs, Posts, Poles, Pitprops, Piling	Canada	532	-	-	-	-	532	
	Norway	308	-	-	-	-	308	
Total	-	840	-	-	-	-	840	
Lumber, Timber, Box, Grate, Cooperage Material	U. K.	200	-	-	-	-	200	
	Canada	17	-	-	-	-	17	
Total	-	217	-	-	-	-	217	
Containers, empty - Wood & Metal	Canada	3,141	-	-	-	-	3,141	
	U.S.A.	227	-	-	-	-	227	
	Norway	1,101	-	-	-	-	1,101	
	Sweden	32	-	-	-	-	32	
Other	3	-	-	-	-	3		
Total	-	4,504	-	-	-	-	4,504	

Cargoes Unloaded at Canadian Ports from Foreign Countries  
By Countries, Kind of Cargo, Registry of Vessel, Tons Weight of Cargo, 1951.

Table 9 (Cont'd)

Country of Origin	Kind of Cargo	At Atlantic and Lower <sup>(1)</sup> St. Lawrence River Ports		At Great Lakes and Upper <sup>(1)</sup> St. Lawrence River Ports		At Pacific Ports		Total
		Registry of Vessel	Cargo Tons W. (2000 lb.)	Registry of Vessel	Cargo Tons W. (2000 lb.)	Registry of Vessel	Cargo Tons W. (2000 lb.)	Cargo Tons W. (2000 lb.)
United States - Atlantic Gulf of Mexico (Concluded)	Other Forest Products	Canada	8	-	-	-	-	8
	Gasoline	U. K.	10,700	-	-	-	-	10,700
		U.S.A.	92,707	-	-	-	-	92,707
		Panama	5,497	-	-	-	-	5,497
	Total	-	108,904	-	-	-	-	108,904
	Petroleum Oils & Other	U. K.	1	-	-	-	-	1
	Petroleum Products	Canada	60,863	-	-	-	-	60,863
		U.S.A.	190,840	U.S.A.	471,721	-	-	662,561
		Panama	59,383	-	-	-	-	59,383
	Total	-	311,087	-	471,721	-	-	782,808
	Vegetable Oils & Nut Oils	Canada	774	-	-	-	-	774
	Fish Oils	Canada	13	-	-	-	-	13
	Molasses	-	-	U.S.A.	3,457	-	-	3,457
	Iron & Steel (bar, sheet, structural, pipe)	Sweden	837	-	-	-	-	837
	Castings & Machinery	Canada	28	-	-	-	-	28
		Norway	70	-	-	-	-	70
	Total	-	98	-	-	-	-	98
	Cement	Sweden	2,577	-	-	-	-	2,577
	Brick	Canada	3	-	-	-	-	3
	Autos, Trucks, Parts	U. K.	4	-	-	-	-	4
		Canada	3	-	-	-	-	3
		Norway	1	-	-	-	-	1
	Total	-	8	-	-	-	-	8
	Fertilisers, all kinds	U. K.	10,647	-	-	-	-	10,647
		Canada	91,943	-	-	-	-	91,943
		U.S.A.	3,360	U.S.A.	19,197	-	-	22,557
		Greece	4,067	-	-	-	-	4,067
		Norway	82,464	-	-	-	-	82,464
		Panama	13,441	-	-	-	-	13,441
		Sweden	11,111	-	-	-	-	11,111
		Other	43,451	-	-	-	-	43,451
	Total	-	260,484	-	19,197	-	-	279,681
	Newsprint, Paper	Canada	225	-	-	-	-	225
		Norway	55	-	-	-	-	55
	Total	-	280	-	-	-	-	280
	Paper, other	Canada	12	-	-	-	-	12
	Fish, fresh, frozen, cured	Canada	1,259	-	-	-	-	1,259
		U.S.A.	788	-	-	-	-	788
	Total	-	2,047	-	-	-	-	2,047
	Canned Goods, all canned food Products	Canada	1,317	-	-	-	-	1,317
		U.S.A.	4,391	-	-	-	-	4,391
		Norway	1,167	-	-	-	-	1,167
		Sweden	7,080	-	-	-	-	7,080
	Total	-	13,955	-	-	-	-	13,955
	Chemicals & Chemical Products	-	-	-	-	U. K.	1,500	1,500
		Canada	3,300	-	-	-	-	3,300
		-	-	U.S.A.	4,837	-	-	4,837
	Panama	3,500	-	-	-	-	3,500	
Total	-	6,800	-	4,837	-	1,500	13,137	
All other Freight, M.O.S.	U. K.	3	-	-	-	-	3	
	Canada	4,046	-	-	-	-	4,046	
	U.S.A.	217	-	-	-	-	217	
	Sweden	450	-	-	-	-	450	
Total	-	4,716	-	-	-	-	4,716	
Grand Total	-	1,090,764	-	499,212	-	47,750	1,637,726	
United States - Pacific	General	-	-	-	U. K.	2,237	2,237	
		-	-	-	Canada	5,425	5,425	
		-	-	-	U.S.A.	12,236	12,236	
		-	-	-	Norway	1,065	1,065	
		-	-	-	Sweden	846	846	
		-	-	-	Other	1,242	1,242	
	Total	-	-	-	-	23,051	23,051	
Other Grain - Peas	-	-	-	-	Greece	2,290	2,290	
	-	-	-	-	Norway	9,564	9,564	
Total	-	-	-	-	-	11,854	11,854	

**Cargoes Unloaded at Canadian Ports from Foreign Countries**  
**By Countries, Kind of Cargo, Registry of Vessel, Tons weight of Cargo, 1951.**

Table 9 (Cont'd)

Country of Origin	Kind of Cargo	At Atlantic and Lower <sup>(1)</sup> St. Lawrence River Ports		At Great Lakes and Upper <sup>(1)</sup> St. Lawrence River Ports		At Pacific Ports		Total
		Registry of Vessel	Cargo Tons W. (2000 lb.)	Registry of Vessel	Cargo Tons W. (2000 lb.)	Registry of Vessel	Cargo Tons W. (2000 lb.)	Cargo Tons W. (2000 lb.)
United States - Pacific (Continued)	Nuts - Peanuts	-	-	-	-	Norway	16	16
		-	-	-	-	Sweden	8	8
	Total	-	-	-	-	-	24	24
	Other Fruit, Fresh	-	-	-	-	U.S.A.	14	14
		-	-	-	-	Norway	273	273
	Total	-	-	-	-	-	287	287
	Fruit, dried	-	-	-	-	Norway	4,761	4,761
		-	-	-	-	Sweden	45	45
	Total	-	-	-	-	-	4,806	4,806
	Coffee	-	-	-	-	U.S.A.	548	548
		-	-	-	-	Norway	133	133
		-	-	-	-	Sweden	19	19
		-	-	-	-	Other	67	67
	Total	-	-	-	-	-	767	767
	Other Agricultural Products	-	-	-	-	U.S.A.	7	7
		-	-	-	-	Norway	242	242
		-	-	-	-	Sweden	20	20
	Total	-	-	-	-	-	269	269
	Other Seeds (cloverseed)	-	-	-	-	Other	1	1
	Eggs, Butter, Cheese, Milk Products	-	-	-	-	Sweden	6	6
	Other Animal Products	-	-	-	-	Canada	600	600
	Coal - Bituminous	-	-	-	-	Canada	6,305	6,305
	Sulphur	-	-	-	-	U. K.	448	448
		-	-	-	-	Norway	6	6
	Total	-	-	-	-	-	454	454
	Other Ores & Concentrates	-	-	-	-	Norway	15	15
		-	-	-	-	Sweden	18	18
	Total	-	-	-	-	-	33	33
	Alphalt	-	-	-	-	Norway	8	8
	Petroleum - crude	-	-	-	-	U.S.A.	386,570	386,570
	Salt	-	-	-	-	Canada	1,000	1,000
		-	-	-	-	Norway	5,244	5,244
	Total	-	-	-	-	-	6,244	6,244
Sand, Gravel, Crushed Stone	-	-	-	-	Canada	266	266	
	-	-	-	-	Other	6	6	
Total	-	-	-	-	-	272	272	
Other Mine Products	-	-	-	-	Canada	746	746	
	-	-	-	-	U.S.A.	174	174	
	-	-	-	-	Norway	94	94	
	-	-	-	-	Sweden	38	38	
Total	-	-	-	-	-	1,052	1,052	
Logs, Posts, Poles, Pitprops, Piling	-	-	-	-	Canada	13,457	13,457	
	-	-	-	-	U.S.A.	30,501	30,501	
Total	-	-	-	-	-	43,958	43,958	
Lumber, Timber, Box, Crate, Coopersage Material	U. K.	3,587	-	-	-	-	3,587	
	Canada	2,678	-	-	Canada	322	3,000	
	U.S.A.	8,004	-	-	U.S.A.	1,000	9,004	
	-	-	-	-	Norway	408	4,08	
	-	-	-	-	Sweden	33	33	
Total	-	14,269	-	-	-	1,763	16,032	
Containers - empty - Wood and Metal	-	-	-	-	Canada	500	500	
	-	-	-	-	U.S.A.	2,744	2,744	
	-	-	-	-	Sweden	14	14	
	-	-	-	-	Other	40	40	
Total	-	-	-	-	-	3,298	3,298	
Other Forest Products	-	-	-	-	Sweden	26	26	
Gasoline	-	-	-	-	Canada	14,947	14,947	
	-	-	-	-	U.S.A.	81,653	81,653	
Total	-	-	-	-	-	96,600	96,600	
Petroleum Oils & Other	-	-	-	-	Canada	664,057	664,057	
Petroleum Products	-	-	-	-	U.S.A.	821,587	821,587	
	-	-	-	-	Norway	92,765	92,765	

Cargoes Unloaded at Canadian Ports from Foreign Countries  
By Countries, Kind of Cargo, Registry of Vessel, Tons Weight of Cargo, 1951.

Table 9 (Cont'd)

Country of Origin	Kind of Cargo	At Atlantic and Lower <sup>(1)</sup> St. Lawrence River Ports		At Great Lakes and Upper <sup>(2)</sup> St. Lawrence River Ports		At Pacific Ports		Total
		Registry of Vessel	Cargo Tons W. (2000 lb.)	Registry of Vessel	Cargo Tons W. (2000 lb.)	Registry of Vessel	Cargo Tons W. (2000 lb.)	Cargo Tons W. (2000 lb.)
United States - Pacific (Concluded)	Petroleum Oils and Other Petroleum Products	-	-	-	-	Sweden	1	1
		-	-	-	-	Other	6,408	6,408
	Total	-	-	-	-	-	1,584,818	1,584,818
	Vegetable Oils & Nut Oils	-	-	-	-	U.S.A.	5	5
	Total	-	-	-	-	Norway	19	19
		-	-	-	-	-	24	24
	Fish Oils	-	-	-	-	Sweden	23	23
	Iron & Steel (bar, sheet, structural, pipe)	-	-	-	-	U.S.A.	97	97
	Total	-	-	-	-	Norway	241	241
		-	-	-	-	-	338	338
	Nails & Fastenings	-	-	-	-	U.S.A.	22	22
	Castings & Machinery	-	-	-	-	Canada	103	103
		-	-	-	-	U.S.A.	51	51
		-	-	-	-	Norway	86	86
	Total	-	-	-	-	Sweden	14	14
		-	-	-	-	-	254	254
	Aluminium, pigs, bars, rods, etc.	-	-	-	-	Norway	15	15
	Cement	-	-	-	-	Canada	700	700
		-	-	-	-	Norway	49	49
	Total	-	-	-	-	-	749	749
	Brick	-	-	-	-	U.S.A.	23	23
	Lime and Plaster	-	-	-	-	U.S.A.	50	50
		-	-	-	-	Norway	3	3
	Total	-	-	-	-	-	53	53
	Sewer Pipe, Drain Tile	-	-	-	-	Norway	38	38
		-	-	-	-	Sweden	15	15
	Total	-	-	-	-	-	53	53
	Agricultural Implements	-	-	-	-	Norway	4	4
	Autos, Trucks, Parts	-	-	-	-	U. K.	994	994
		-	-	-	-	Norway	6	6
		-	-	-	-	Other	3	3
	Total	-	-	-	-	-	1,003	1,003
	Fertilizers, all kinds	-	-	-	-	Norway	34	34
		-	-	-	-	Sweden	15	15
	Total	-	-	-	-	-	49	49
	Newsprint Paper	-	-	-	-	U.S.A.	25	25
	Paper, Other	-	-	-	-	U.S.A.	938	938
		-	-	-	-	Norway	26	26
	Total	-	-	-	-	-	964	964
	Paperboard, Pulpboard, Wallboard	-	-	-	-	U.S.A.	168	168
	Wood Pulp, Pulp Screenings	-	-	-	-	U.S.A.	3,617	3,617
	Fish, fresh, frozen, cured	-	-	-	-	Canada	44	44
		-	-	-	-	Norway	2	2
	Total	-	-	-	-	-	46	46
	Canned Goods, all canned food Products	U. K.	28	-	-	-	-	28
		-	-	-	-	U.S.A.	2,326	2,326
		-	-	-	-	Norway	4,231	4,231
		-	-	-	-	Sweden	142	142
	Total	-	28	-	-	-	6,699	6,727
	Chinaware	-	-	-	-	U.S.A.	12	12
		-	-	-	-	Norway	4	4
	Total	-	-	-	-	-	16	16
	Chemicals & Chemical Products	-	-	-	-	Canada	41,213	41,213
		-	-	-	-	U.S.A.	8,277	8,277
		-	-	-	-	Norway	1,995	1,995
		-	-	-	-	Sweden	106	106
	Total	-	-	-	-	-	51,591	51,591
	All other Freight, M.O.S.	-	-	-	-	Canada	1,713	1,713
		-	-	-	-	U.S.A.	1,627	1,627
		-	-	-	-	Norway	1,602	1,602
		-	-	-	-	Sweden	1,240	1,240
	Total	-	-	-	-	-	6,182	6,182
	Grand Total	-	14,297	-	-	-	2,244,984	2,259,281

Cargoes Unloaded at Canadian Ports from Foreign Countries  
By Countries, Kind of Cargo, Registry of Vessel, Tons Weight of Cargo, 1951.

Table 9 (Cont'd)

Country of Origin	Kind of Cargo	At Atlantic and Lower (1) St. Lawrence River Ports		At Great Lakes and Upper (1) St. Lawrence River Ports		At Pacific Ports		Total	
		Registry of Vessel	Cargo Tons W. (2000 lb.)	Registry of Vessel	Cargo Tons W. (2000 lb.)	Registry of Vessel	Cargo Tons W. (2000 lb.)	Cargo Tons W. (2000 lb.)	
United States - Great Lakes	General	U. K.	1,761	-	-	-	-	1,761	
		Canada	829	Canada	2	-	-	831	
		Norway	52	-	-	-	-	52	
		Total	-	2,642	-	2	-	2,644	
	Wheat		Canada	44,065	Canada	100,642	-	-	144,707
			-	-	U.S.A.	61,123	-	-	61,123
		Total	-	44,065	-	161,765	-	-	205,830
	Corn		Canada	42,644	Canada	165,312	-	-	207,956
			-	-	U.S.A.	97,440	-	-	97,440
		Total	-	1,663	-	2,800	-	-	4,463
		Total	-	44,307	-	265,552	-	-	309,859
	Barley		Canada	2,736	-	-	-	-	2,736
	Rye		-	-	Canada	3,472	-	-	3,472
	Flaxseed		-	-	Canada	21,754	-	-	21,754
	Soya Beans		-	-	U. K.	3,640	-	-	3,640
			Canada	16,515	Canada	143,754	-	-	160,269
		Total	-	-	U.S.A.	21,776	-	-	21,776
		Total	-	16,515	-	169,170	-	-	185,685
	Dressed Meats, Cured, Salted		Canada	20	-	-	-	-	20
	Coal - Anthracite		Canada	7,717	Canada	22,974	-	-	30,691
			-	-	U.S.A.	302	-	-	302
		Total	-	7,717	-	23,276	-	-	30,993
	Coal - Bituminous		Canada	1,977,589	Canada	13,669,670	-	-	15,647,259
			-	-	U.S.A.	113,554	-	-	113,554
		Total	-	1,500	-	-	-	-	1,500
		Total	-	1,979,089	-	13,783,224	-	-	15,762,313
	Coke		Canada	7,023	Canada	25,922	-	-	32,935
			-	-	U.S.A.	33,892	-	-	33,892
Total		-	7,023	-	59,804	-	-	66,827	
Iron Ore		-	-	Canada	3,654,092	-	-	3,654,092	
		-	-	U.S.A.	36,246	-	-	36,246	
	Total	-	-	-	3,690,338	-	-	3,690,338	
Sulphur		-	-	Canada	27,461	-	-	27,461	
		Norway	14,388	U.S.A.	39,291	-	-	39,291	
	Total	Sweden	3,335	-	-	-	-	14,388	
	Total	-	17,723	-	66,752	-	-	84,475	
Other Ores & Concentrates		-	-	Canada	7,999	-	-	7,999	
Petroleum - Crude		-	-	Canada	471,019	-	-	471,019	
		-	-	U.S.A.	160,993	-	-	160,993	
	Total	-	-	Other	31,749	-	-	31,749	
	Total	-	-	-	663,761	-	-	663,761	
Salt		Canada	38,429	Canada	65,381	-	-	103,810	
Sand, Gravel, Crushed Stone		-	-	Canada	13,481	-	-	13,481	
		-	-	U.S.A.	318,528	-	-	318,528	
	Total	-	-	-	332,009	-	-	332,009	
Other Mine Products		Canada	225	-	-	-	-	225	
Limestone		-	-	Canada	133,217	-	-	133,217	
		-	-	U.S.A.	752,566	-	-	752,566	
	Total	-	-	-	885,783	-	-	885,783	
Logs, Posts, Poles, Pitprops, Piling		-	-	Canada	25	-	-	25	
Containers, empty - Wood and Metal		Canada	230	-	-	-	-	230	
		Norway	96	-	-	-	-	96	
	Total	-	326	-	-	-	-	326	
Crude Oil (Alberta)		-	-	Canada	1,913,607	-	-	1,913,607	
Gasoline		-	-	U. K.	654	-	-	654	
		Canada	23,349	Canada	152,129	-	-	175,478	
	Total	-	23,349	-	152,783	-	-	176,132	
Petroleum Oils and Other Petroleum Products		Canada	4,600	Canada	209,253	-	-	213,853	
		-	-	U.S.A.	321,132	-	-	321,132	
	Total	Other	11,490	Other	1,950	-	-	13,440	
	Total	-	16,090	-	532,335	-	-	548,425	

Table 9 (Cont'd) **Cargoes Unloaded at Canadian Ports from Foreign Countries**  
By Countries, Kind of Cargo, Registry of Vessel, Tons Weight of Cargo, 1951.

Country of Origin	Kind of Cargo	At Atlantic and Lower <sup>(1)</sup> St. Lawrence River Ports		At Great Lakes and Upper <sup>(1)</sup> St. Lawrence River Ports		At Pacific Ports		Total
		Registry of Vessel	Cargo Tons W. (2000 lb.)	Registry of Vessel	Cargo Tons W. (2000 lb.)	Registry of Vessel	Cargo Tons W. (2000 lb.)	Cargo Tons W. (2000 lb.)
United States - Great Lakes (Concluded)	Pitch, Tar, Creosote	Canada	3,077	Canada	8,300	-	-	11,377
		-	-	U.S.A.	4,623	-	-	4,623
		-	-	Other	6,505	-	-	6,505
	Total	-	3,077	-	19,428	-	-	22,505
	Vegetable Oils & Nut Oils	-	-	U.S.A.	593	-	-	593
	Molasses	-	-	U.S.A.	8,357	-	-	8,357
	Scrap Iron and Steel	-	-	U.S.A.	16,800	-	-	16,800
	Iron & Steel (bar, sheet, structural, pipe)	-	-	Canada	214	-	-	214
	Castings & Machinery	Canada	6	Canada	1	-	-	7
	Agricultural Implements	Canada	10	Canada	800	-	-	810
	Autos, Trucks, Parts	Canada	2	Canada	6	-	-	8
	Paper, Other	-	-	-	-	U.S.A.	56	56
	Canned Goods, all canned food Products	Canada	1,614	-	-	-	-	1,614
		Sweden	271	-	-	-	-	271
	Total	-	1,885	-	-	-	-	1,885
Chemicals & Chemical Products	-	-	U.S.A.	10,885	-	-	10,885	
All other Freight, N.C.S.	Canada	4	Canada	87	-	-	91	
	-	-	U.S.A.	836	-	-	836	
Total	-	4	-	923	-	-	927	
Grand Total	-	2,205,240	-	22,856,799	-	56	25,062,095	
Uruguay	General	U.S.A.	468	-	-	U.S.A.	404	872
		Norway	540	-	-	Norway	37	577
	Total	-	1,008	-	-	-	441	1,449
	Coffee	-	-	-	-	Norway	53	53
		-	-	-	-	Other	60	60
	Total	-	-	-	-	-	113	113
	Canned Goods, all canned food Products	-	-	-	-	U.S.A.	147	147
	-	-	-	-	Norway	12	12	
Total	-	-	-	-	-	159	159	
Grand Total	-	1,008	-	-	-	713	1,721	
Venezuela	General	U.S.A.	2,178	-	-	-	-	2,178
		Norway	1	-	-	-	-	1
		Panama	12,884	-	-	-	-	12,884
	Total	-	15,063	-	-	-	-	15,063
	Coffee	Norway	17	-	-	-	-	17
	Asbestos - raw	Norway	10	-	-	-	-	10
	Petroleum - crude	U. K.	15,304	-	-	-	-	15,304
		Canada	469,456	-	-	-	-	469,456
		U.S.A.	283,964	-	-	-	-	283,964
		Norway	264,070	-	-	-	-	264,070
		Panama	210,175	-	-	-	-	210,175
	Total	-	1,242,969	-	-	-	-	1,242,969
	Salt	Other	919	-	-	-	-	919
	Petroleum Oils & Other Petroleum Products	U. K.	17,349	-	-	-	-	17,349
		Canada	99,908	-	-	-	-	99,908
	U.S.A.	189,744	-	-	-	-	189,744	
	Panama	73,008	-	-	-	-	73,008	
	Other	14,587	-	-	-	-	14,587	
Total	-	394,596	-	-	-	-	394,596	
All other Freight, N.O.S.	U. K.	2	-	-	-	-	2	
Grand Total	-	1,653,576	-	-	-	-	1,653,576	
West Indies - British Other	General	Canada	1,982	-	-	-	-	1,982
		U.S.A.	21	-	-	U.S.A.	10	31
	Total	-	2,003	-	-	-	10	2,013
	Flour - Grain	Canada	20	-	-	-	-	20
	Other Fruit, fresh	Canada	2	-	-	-	-	2
	Cocoa - Chocolate	Canada	14	-	-	-	-	14
	Other Agricultural Products	Canada	114	-	-	-	-	114
		U.S.A.	11	-	-	-	-	11
		-	-	-	-	Norway	10	10
	Total	-	125	-	-	-	10	135

Table 9 (Cont'd)

Cargoes Unloaded at Canadian Ports from Foreign Countries  
By Countries, Kind of Cargo, Registry of Vessel, Tons Weight of Cargo, 1951.

Country of Origin	Kind of Cargo	At Atlantic and Lower <sup>(1)</sup> St. Lawrence River Ports		At Great Lakes and Upper <sup>(1)</sup> St. Lawrence River Ports		At Pacific Ports		Total
		Registry of Vessel	Cargo Tons W. (2000 lb.)	Registry of Vessel	Cargo Tons W. (2000 lb.)	Registry of Vessel	Cargo Tons W. (2000 lb.)	Cargo Tons W. (2000 lb.)
West Indies British Other (Concluded)	Other Live Animals	Canada	3	-	-	-	-	3
	Salt	Canada	13,127	-	-	-	-	13,127
		Norway	8,867	-	-	-	-	8,867
		Panama	8,439	-	-	-	-	8,439
		Sweden	2,881	-	-	-	-	2,881
		Other	5,256	-	-	-	-	5,256
	Total	-	38,570	-	-	-	-	38,570
	Containers, empty - Wood & Metal	Canada	2	-	-	-	-	2
	Gasoline	U.S.A.	5,513	-	-	-	-	5,513
	Petroleum Oils & Other Petroleum Products	U.S.A.	1,164	-	-	-	-	1,164
	Sugar, raw, refined	Canada	2,262	-	-	-	-	2,262
		U.S.A.	2,824	-	-	-	-	2,824
	Total	-	5,086	-	-	-	-	5,086
	Molasses	Canada	517	-	-	-	-	517
		U.S.A.	1,259	-	-	-	-	1,259
	Total	-	1,776	-	-	-	-	1,776
	Beverages	Canada	25	-	-	-	-	25
	Canned Goods, all canned food Products	Canada	75	-	-	-	-	75
	All other Freight, N.O.S.	Canada	1	-	-	-	-	1
Grand Total	-	54,379	-	-	-	-	54,379	
West Indies - French Netherlands Other	General	U. K.	7,192	-	-	-	-	7,192
		Canada	7	-	-	-	-	7
		U.S.A.	96	-	-	-	-	96
		-	-	-	-	Other	1	1
	Total	-	7,295	-	-	-	1	7,296
	Coffee	-	-	-	-	Sweden	76	76
	Other Agricultural Products	-	-	-	-	Sweden	10	10
	Bauxite	U. K.	5,421	-	-	-	-	5,421
	Petroleum - crude	U. K.	50	-	-	-	-	50
		Norway	14,496	-	-	-	-	14,496
	Total	-	14,546	-	-	-	-	14,546
	Gasoline	Canada	1,447	-	-	-	-	1,447
		U.S.A.	30,527	-	-	-	-	30,527
		Panama	4,206	-	-	-	-	4,206
	Total	-	36,180	-	-	-	-	36,180
	Petroleum Oils & Other Petroleum Products	U. K.	155,998	-	-	-	-	155,998
		Canada	26,086	-	-	-	-	26,086
		U.S.A.	202,235	-	-	-	-	202,235
		Norway	21,001	-	-	-	-	21,001
Panama		33,664	-	-	-	-	33,664	
Other		11,124	-	-	-	-	11,124	
Total	-	450,108	-	-	-	-	450,108	
Fertilizers, all kinds	Canada	8,100	-	-	-	-	8,100	
Grand Total	-	521,650	-	-	-	87	521,737	
GRAND TOTAL - CANADA	-	11,857,690	-	23,383,058	-	3,028,646	38,269,394	

Cargoes Unloaded at Canadian Ports from Foreign Countries  
By Commodities, 1951

Table 9 (Cont'd)

Commodities All Countries	At Atlantic and St. Lawrence River Ports Montreal & below	At Great Lakes and St. Lawrence River Ports above Montreal	At Pacific Coast Ports	At All Ports
	Tons (2000 lb.)	Tons (2000 lb.)	Tons (2000 lb.)	Tons (2000 lb.)
General	1,849,752	20,822	277,161	2,147,735
Wheat	44,065	161,765	-	205,830
Corn	44,307	265,552	-	309,859
Barley	2,736	-	-	2,736
Rye	-	3,472	-	3,472
Flaxseed	-	21,754	-	21,754
Soya Beans	16,515	169,170	-	185,685
Other Grain - Peas	18	-	29,437	29,455
Flour - Grain	20	-	-	20
Nuts - Peanuts	1,342	-	1,171	2,513
Bananas	4,590	-	230	4,820
Other Fruit, Fresh	269	-	5,545	5,814
Fruit, dried	10,005	-	4,806	14,811
Other Vegetables, fresh	33	-	220	253
Coffee	19,649	-	11,672	31,321
Tea	1,375	-	1,161	2,536
Cocoa - Chocolate	314	-	-	314
Copra	-	-	21,616	21,616
Other Agricultural Products	1,518	-	557	2,075
Other Seeds - Cloverseed	-	-	5	5
Cattle and Calves	25	-	-	25
Other Live Animals	3	-	-	3
Dressed Meats, cured, salted	20	-	-	20
Eggs, Butter, Cheese, Milk Products	4,815	-	6	4,821
Wool	5	-	6,657	6,662
Hides, Leather	9	-	-	9
Other Animal Products	-	-	600	600
Coal - Anthracite	315,963	23,276	-	339,239
Coal - Bituminous	2,034,349	13,783,224	6,305	15,823,878
Coke	7,023	59,804	-	66,827
Iron Ore	342,463	3,690,338	500	4,033,301
Copper Ore & Concentrates	-	-	893	893
Bauxite	2,150,357	-	-	2,150,357
Asbestos - raw	250	-	-	250
Sulphur	217,199	66,752	46,704	330,655
Manganese Ore	7,896	-	-	7,896
Other Ores & Concentrates	57,989	7,999	54,533	120,521
Asphalt	3,382	-	8	3,390
Petroleum - crude	2,188,643	663,761	594,830	3,447,234
Salt	93,758	65,381	6,244	165,383
Sand, Gravel, Crushed Stone	2,815	332,009	272	335,096
Slate, Dimension, Block Stone	570	-	316	886



Cargoes Unloaded at Canadian Ports from Foreign Countries  
By Commodities, 1951

Table 9 (Concluded)

Commodities All Countries	At Atlantic and St. Lawrence River Ports Montreal & below	At Great Lakes and St. Lawrence River Ports above Montreal	At Pacific Coast Ports	At All Ports
	Tons (2000 lb.)	Tons (2000 lb.)	Tons (2000 lb.)	Tons (2000 lb.)
Other Mine Products	46,663	336	1,052	48,051
Limestone	-	885,783	-	885,783
Logs, Posts, Poles, Pitprops, Piling	840	25	44,562	45,427
Lumber, Timber, Box, Crate, Cooperage Material	14,534	-	2,220	16,754
Plywood	-	-	31	31
Containers, empty - Wood and Metal	4,893	-	3,312	8,205
Other Forest Products	196	-	996	1,192
Crude Oil (Alberta)	-	1,913,607	-	1,913,607
Gasoline	173,946	152,783	96,639	423,368
Petroleum Oils & Other Petroleum Products	1,187,205	1,005,691	1,587,931	3,780,827
Pitch, Tar, Creosote	5,368	19,428	12,667	37,463
Vegetable Oils and Nut Oils	6,455	593	349	7,397
Animal Oils	10,022	-	-	10,022
Fish Oils	38	-	167	205
Sugar, raw, refined	454,222	624	71,440	526,286
Molasses	32,839	11,814	133	44,786
Iron, pig, bloom	11,514	-	551	12,065
Scrap Iron & Steel	2,720	16,800	-	19,520
Iron & Steel (bar, sheet, structural, pipe)	25,213	214	25,966	51,393
Rails and Fastenings	5,573	-	50	5,623
Castings and Machinery	6,212	1	983	7,196
Aluminium, pigs, bars, rods, etc.	-	-	15	15
Cement	40,140	-	749	40,889
Brick	12,946	-	23	12,969
Line and Plaster	-	-	53	53
Sewer Pipe, Drain Tile	-	-	53	53
Agricultural Implements	127	800	4	931
Autos, Trucks, Parts	4,433	3,390	11,613	19,436
Beverages	7,578	-	42	7,620
Fertilizers, all kinds	290,855	19,197	49	310,101
Newsprint Paper	280	-	25	305
Paper, Other	12	-	1,020	1,032
Paperboard, Pulpboard, Wallboard	26	-	2,620	2,646
Woodpulp, Pulp Screenings	-	-	4,159	4,159
Fish, fresh, frozen, cured	3,148	-	7,642	10,790
Canned Goods, all canned food Products	24,102	-	14,481	38,583
Chinaware	9	-	488	497
Chemicals, & Chemical Products	48,377	15,860	56,443	120,680
All other Freight, N.O.S.	13,162	1,033	8,669	22,864
<b>TOTAL</b>	<b>11,857,690</b>	<b>23,383,058</b>	<b>3,028,646</b>	<b>38,269,394</b>

SHIPPING, 1951

TABLE 10  
Tugs Arrived and Departed showing Number and Gross Tonnage  
In Coastal and Foreign Service

ARRIVED

Port	In Coasting Service		In Foreign Service		Total	
	No.	Reg. Gross Tons	No.	Reg. Gross Tons	No.	Reg. Gross Tons
<b>NEWFOUNDLAND</b>						
Burin	1	178	1	150	2	328
Catalina	5	581	-	-	5	581
Cornerbrook	90	38,455	2	1,059	92	39,514
Fortune	3	183	1	116	4	299
Grand Bank	6	569	-	-	6	569
Lewisporte	2	327	1	201	3	528
Port aux Basques	3	966	-	-	3	966
St. Anthony	1	1,100	2	699	3	1,799
St. John's	11	4,048	7	4,816	18	8,864
Total	122	46,407	14	7,041	136	53,448
<b>PRINCE EDWARD ISLAND</b>						
Charlottetown	10	1,072	-	-	10	1,072
Montague	2	261	-	-	2	261
Summerside	3	150	-	-	3	150
Total	15	1,483	-	-	15	1,483
<b>NOVA SCOTIA</b>						
Annapolis Royal	-	-	5	262	5	262
Arichat	3	114	-	-	3	114
Bridgewater	1	86	-	-	1	86
Canso	3	593	1	254	4	847
Clarke's Harbour	1	22	-	-	1	22
Digby	2	341	12	826	14	1,167
Dingwall	11	1,393	-	-	11	1,393
Halifax	40	10,781	21	14,904	61	25,685
Hantsport	2	122	7	2,350	9	2,472
Isaac's Harbour	8	1,138	-	-	8	1,138
Liverpool	4	742	-	-	4	742
Louisburg	4	1,946	2	1,417	6	3,363
Lunenburg	6	712	-	-	6	712
Margaretville	1	233	4	338	5	561
Meteghan River	2	466	-	-	2	466
New Glasgow	2	92	-	-	2	92
North Sydney	15	11,141	17	17,083	32	28,224
Parrsboro	104	3,192	5	305	109	3,497
Pictou	15	2,641	-	-	15	2,641

## SHIPPING, 1951

Tugs Arrived and Departed showing Number and Gross Tonnage

TABLE 10 (Cont'd)

In Coastal and Foreign Service

## ARRIVED

Port	In Coasting Service		In Foreign Service		Total	
	No.	Reg. Gross Tons	No.	Reg. Gross Tons	No.	Reg. Gross Tons
<u>NOVA SCOTIA (Concl'd)</u>						
Port Hawkesbury	15	3,446	-	-	15	3,446
St. Peter's	1	55	-	-	1	55
Shelburne	1	783	8	6,617	9	7,400
Sydney	21	8,007	-	-	21	8,007
Walton	3	230	22	5,382	25	5,612
Weymouth	2	341	1	108	3	449
Windsor	1	61	1	61	2	122
Wolfville	1	108	4	432	5	540
Yarmouth	1	61	-	-	1	61
Total	270	49,139	110	50,339	380	99,478
<u>NEW BRUNSWICK</u>						
Bathurst	2	930	-	-	2	930
Black's Harbour	6	132	-	-	6	132
Chatham	7	299	-	-	7	299
Moncton	3	121	-	-	3	121
Newcastle	1	32	-	-	1	32
North Head	1	233	-	-	1	233
St. Andrews	1	65	-	-	1	65
Saint John	25	3,875	3	369	28	4,244
St. Martin's	1	108	10	1,080	11	1,188
Total	47	5,795	13	1,449	60	7,244
<u>QUEBEC</u>						
Chandler	1	511	-	-	1	511
Gaspé	13	3,360	3	1,734	16	5,094
Grindstone	1	67	-	-	1	67
Matane	1	51	-	-	1	51
Montreal	99	19,568	-	-	99	19,568
Port Alfred	6	1,072	-	-	6	1,072
Quebec	49	11,304	1	1,100	50	12,404
Rimouski	8	2,574	-	-	8	2,574
Rivière du Loup	2	169	-	-	2	169
Seven Islands	3	386	-	-	3	386
Sorel	134	23,343	-	-	134	23,343
Three Rivers	378	37,078	-	-	378	37,078
Total	695	99,473	4	2,834	699	102,307

## SHIPPING, 1951

## Tugs Arrived and Departed showing Number and Gross Tonnage

TABLE 10 (Cont'd)

## In Coastal and Foreign Service

## ARRIVED

Port	In Coasting Service		In Foreign Service		Total	
	No.	Reg. Gross Tons	No.	Reg. Gross Tons	No.	Reg. Gross Tons
<b>ONTARIO</b>						
Amherstburg	23	1,823	21	1,658	44	3,481
Belleville	3	667	14	2,423	17	3,090
Blind River	-	-	20	10,320	20	10,320
Brockville	1	103	2	350	3	453
Chatham	2	204	16	1,632	18	1,836
Cobourg	-	-	5	875	5	875
Collingwood	7	2,095	-	-	7	2,095
Cornwall	4	674	2	54	6	728
Erieau	7	742	-	-	7	742
Fort Frances	-	-	1	31	1	31
Fort William	18	11,777	5	1,497	23	13,274
Gananoque	-	-	1	184	1	184
Goderich	3	229	-	-	3	229
Hamilton	31	4,258	77	11,703	108	15,961
Kingston	21	3,804	8	1,417	29	5,221
Kingsville	10	778	13	961	23	1,739
Leamington	4	206	-	-	4	206
Little Current	10	444	5	124	15	568
Michipicoten Harbour	20	6,899	19	8,227	39	15,126
Midland	26	10,989	-	-	26	10,989
Napanee	-	-	18	3,317	18	3,317
Oshawa	-	-	2	195	2	195
Owen Sound	17	1,095	-	-	17	1,095
Parry Sound	1	67	-	-	1	67
Pelée Island	1	102	-	-	1	102
Penetanguishene	6	256	2	50	8	306
Picton	1	184	3	552	4	736
Pigeon River	1	574	-	-	1	574
Port Arthur	19	9,658	52	23,271	71	32,929
Port Burwell	3	266	1	16	4	282
Port Colborne	50	15,407	5	2,504	55	17,911
Port Credit	3	198	54	6,980	57	7,178
Port Dover	1	40	16	976	17	1,016
Port Hope	3	186	-	-	3	186
Port McNicoll	3	1,759	-	-	3	1,759
Port Stanley	3	122	1	55	4	177
Prescott	8	1,380	2	604	10	1,984

## SHIPPING, 1951

## Tugs Arrived and Departed showing Number and Gross Tonnage

TABLE 10 (Concl'd)

## In Coastal and Foreign Service

## ARRIVED

Port	In Coasting Service		In Foreign Service		T o t a l	
	No.	Reg. Gross Tons	No.	Reg. Gross Tons	No.	Reg. Gross Tons
<u>ONTARIO (Concl'd)</u>						
St. Catharines	20	3,984	8	1,118	28	5,102
Sarnia	16	2,886	6	680	22	3,566
Sault Ste. Marie	13	2,173	18	1,335	31	3,508
Thorold	37	16,759	14	5,310	51	22,069
Toronto	83	6,714	145	20,472	228	27,186
Trenton	1	60	-	-	1	60
Walkerville	-	-	7	620	7	620
Wallaceburg	1	58	-	-	1	58
Welland	-	-	7	917	7	917
Windsor	3	193	6	893	9	1,086
Total	484	109,813	576	111,321	1,060	221,134
<u>BRITISH COLUMBIA</u>						
Bamfield	4	1,116	-	-	4	1,116
Blubber Bay	128	12,704	139	13,994	267	26,698
Britannia Beach	144	17,248	20	3,441	164	20,689
Chemainus	361	46,934	6	626	367	47,560
Nanaimo	1,124	116,282	93	23,649	1,217	139,931
New Westminster	997	168,568	226	28,205	1,223	196,773
Ocean Falls	242	59,679	-	-	242	59,679
Port Alberni	66	11,155	-	-	66	11,155
Port Hardy	6	1,605	1	84	7	1,689
Powell River	1,197	105,198	10	1,290	1,207	106,488
Prince Rupert	92	24,884	9	3,306	101	28,190
Quatsino	101	9,144	-	-	101	9,144
Tulsequah	-	-	19	1,096	19	1,096
Ucluelet	46	12,948	1	287	47	13,235
Union Bay	213	20,572	-	-	213	20,572
Vancouver	8,905	1,008,446	205	20,353	9,110	1,028,799
Victoria	1,304	183,214	206	31,618	1,510	214,832
Total	14,930	1,799,697	935	127,949	15,865	1,927,646
<u>SUMMARY</u>						
NEWFOUNDLAND	122	46,407	14	7,041	136	53,448
PRINCE EDWARD ISLAND	15	1,483	-	-	15	1,483
NOVA SCOTIA	270	49,139	110	50,339	380	99,478
NEW BRUNSWICK	47	5,795	13	1,449	60	7,244
QUEBEC	695	99,472	4	2,834	699	102,307
ONTARIO	484	109,813	576	111,321	1,060	221,134
BRITISH COLUMBIA	14,930	1,799,697	935	127,949	15,865	1,927,646
CANADA - TOTAL	16,563	2,111,807	1,652	300,933	18,215	2,412,740

SHIPPING, 1951

Tugs Arrived and Departed showing Number and Gross Tonnage

TABLE 10

In Coastal and Foreign Service

DEPARTED

Port	In Coasting Service		In Foreign Service		Total	
	No.	Reg. Gross Tons	No.	Reg. Gross Tons	No.	Reg. Gross Tons
<b>NEWFOUNDLAND</b>						
Burin	1	178	1	150	2	328
Catalina	4	697	1	214	5	911
Cornerbrook	89	37,894	1	498	90	38,392
Fortune	3	183	1	116	4	299
Grand Bank	6	569	-	-	6	569
Lewisporte	2	327	1	201	3	528
Port aux Basques	3	966	-	-	3	966
St. Anthony	2	1,333	2	699	4	2,032
St. John's	9	1,501	5	2,269	14	3,770
Total	119	43,648	12	4,147	131	47,795
<b>PRINCE EDWARD ISLAND</b>						
Charlottetown	11	1,244	-	-	11	1,244
Montague	2	261	-	-	2	261
Summerside	3	150	-	-	3	150
Total	16	1,655	-	-	16	1,655
<b>NOVA SCOTIA</b>						
Annapolis Royal	-	-	5	262	5	262
Arichat	3	144	-	-	3	144
Bridgewater	1	86	-	-	1	86
Canso	2	339	-	-	2	339
Clarke's Harbour	2	44	-	-	2	44
Digby	1	233	11	718	12	951
Dingwall	11	1,393	-	-	11	1,393
Halifax	36	6,906	18	11,029	56	17,935
Hantsport	2	122	7	2,350	9	2,472
Isaac's Harbour	8	1,138	-	-	8	1,138
Liverpool	4	742	-	-	4	742
Louisburg	2	466	-	-	2	466
Lunenburg	6	712	-	-	6	712
Margaretville	1	233	4	338	5	571
Meteghan River	2	466	-	-	2	466
New Glasgow	2	92	-	-	2	92
North Sydney	6	2,319	8	8,261	14	10,580
Parrsboro	105	3,337	8	488	113	3,825
Pictou	14	2,466	-	-	14	2,466

SHIPPING, 1951

TABLE 10 (Cont'd) Tugs Arrived and Departed showing Number and Gross Tonnage  
In Coastal and Foreign Service

DEPARTED

Port	In Coasting Service		In Foreign Service		Total	
	No.	Reg. Gross Tons	No.	Reg. Gross Tons	No.	Reg. Gross Tons
<u>NOVA SCOTIA (Concl'd)</u>						
Port Hawkesbury	15	3,446	-	-	15	3,446
St. Peter's	1	55	-	-	1	55
Shelburne	1	399	8	6,433	9	6,832
Sydney	19	7,341	1	479	20	7,820
Walton	1	108	20	5,260	21	5,368
Weymouth	2	341	1	108	3	449
Wolfville	1	108	4	432	5	540
Yarmouth	1	61	-	-	1	61
Total	251	33,097	95	36,158	346	69,255
<u>NEW BRUNSWICK</u>						
Bathurst	2	930	-	-	2	930
Black's Harbour	6	132	-	-	6	132
Chatham	5	209	-	-	5	209
Moncton	3	121	-	-	3	121
Newcastle	1	32	-	-	1	32
North Head	1	233	-	-	1	233
St. Andrews	1	65	-	-	1	65
Saint John	23	4,081	6	792	29	4,873
St. Martin's	-	-	9	972	9	972
Total	42	5,803	15	1,764	57	7,567
<u>QUEBEC</u>						
Chandler	1	511	-	-	1	511
Gaspé	10	1,626	1	317	11	1,943
Grindstone	1	67	-	-	1	67
Matane	1	51	-	-	1	51
Montreal	101	20,107	1	479	102	20,586
Port Alfred	6	1,072	-	-	6	1,072
Quebec	44	8,954	-	-	44	8,954
Rimouski	8	2,574	-	-	8	2,574
Rivière du Loup	2	159	-	-	2	159
Seven Islands	3	386	-	-	3	386
Sorel	142	24,903	-	-	142	24,903
Three Rivers	376	38,723	-	-	376	38,723
Total	695	97,133	2	796	697	97,929

SHIPPING, 1951

TABLE 10 (Cont'd) Tugs Arrived and Departed showing Number and Gross Tonnage  
In Coastal and Foreign Service

DEPARTED

Port	In Coasting Service		In Foreign Service		Total	
	No.	Reg. Gross Tons	No.	Reg. Gross Tons	No.	Reg. Gross Tons
<u>ONTARIO</u>						
Amherstburg	20	1,589	16	1,290	36	2,869
Belleville	4	851	15	2,607	19	3,458
Blind River	-	-	20	10,320	20	10,320
Brockville	1	103	2	350	3	453
Chatham	3	408	18	1,836	21	2,244
Cobourg	-	-	5	875	5	875
Collingwood	6	2,029	-	-	6	2,029
Cornwall	4	698	2	54	6	752
Erieau	10	838	-	-	10	838
Fort Frances	-	-	1	31	1	31
Fort William	19	12,262	4	1,064	23	13,326
Gananoque	-	-	1	184	1	184
Goderich	3	231	-	-	3	231
Hamilton	32	4,110	76	11,404	108	15,514
Kingston	17	2,529	4	702	21	3,231
Kingsville	11	836	14	1,019	25	1,855
Leamington	4	206	-	-	4	206
Little Current	9	2,927	4	2,608	13	5,535
Michipicoten Harbour	11	3,002	10	4,330	21	7,332
Midland	25	10,928	-	-	25	10,928
Napanee	2	368	20	3,685	22	4,053
Oshawa	-	-	2	195	2	195
Owen Sound	13	971	1	71	14	1,042
Parry Sound	2	134	-	-	2	134
Pelee Island	1	102	-	-	1	102
Penetanguishene	4	206	-	-	4	206
Picton	2	368	4	736	6	1,104
Pigeon River	1	574	-	-	1	574
Port Arthur	18	9,114	50	22,405	68	31,519
Port Burwell	3	266	1	16	4	282
Port Colborne	47	13,533	2	598	49	14,131
Port Credit	2	166	54	6,980	56	7,146
Port Dover	1	40	16	976	17	1,016
Port Hope	3	186	-	-	3	186
Port McNicoll	3	1,759	-	-	3	1,759
Port Stanley	3	122	1	55	4	177
Prescott	9	1,564	3	788	12	2,352



## SHIPPING, 1951

## Tugs Arrived and Departed showing Number and Gross Tonnage

TABLE 10 (Cont'd)

## In Coastal and Foreign Service

## DEPARTED

Port	In Coasting Service		In Foreign Service		Total	
	No.	Reg. Gross Tons	No.	Reg. Gross Tons	No.	Reg. Gross Tons
<b>ONTARIO (Concl'd)</b>						
St. Catharines	24	4,824	12	1,958	36	6,782
Sarnia	18	5,072	6	2,198	24	7,270
Sault Ste. Marie	17	2,500	18	1,335	35	3,835
Thorold	36	15,336	14	4,748	50	20,084
Toronto	81	6,627	144	20,173	225	26,800
Trenton	2	102	-	-	2	102
Walkerville	-	-	7	620	7	620
Wallaceburg	1	58	-	-	1	58
Welland	-	-	7	917	7	917
Windsor	24	5,664	27	6,127	51	11,791
Total	496	113,203	581	113,245	1,077	226,448
<b>BRITISH COLUMBIA</b>						
Bamfield	4	1,116	-	-	4	1,116
Blubber Bay	28	2,461	38	3,559	66	6,020
Britannia Beach	133	15,568	9	1,761	142	17,329
Chemainus	359	46,617	4	309	363	46,926
Nanaimo	1,134	117,256	102	20,344	1,236	137,600
New Westminster	1,002	168,483	235	29,211	1,237	197,694
Ocean Falls	245	59,724	-	-	245	59,724
Port Alberni	66	11,155	-	-	66	11,155
Port Hardy	6	1,605	1	84	7	1,689
Powell River	1,196	105,143	9	1,235	1,205	106,378
Prince Rupert	92	25,535	8	3,884	100	29,419
Quatsino	101	9,144	-	-	101	9,144
Tulsequah	-	-	18	1,027	18	1,027
Ucluelet	47	13,380	2	719	49	14,099
Union Bay	213	20,572	-	-	213	20,572
Vancouver	8,985	1,014,082	295	30,842	9,280	1,044,924
Victoria	1,277	176,660	190	26,000	1,467	202,660
Total	14,888	1,788,501	911	118,975	15,799	1,907,476
<b>SUMMARY</b>						
Newfoundland	119	43,648	12	4,147	131	47,795
Prince Edward Island	16	1,655	-	-	16	1,655
Nova Scotia	251	33,097	95	36,158	346	69,255
New Brunswick	42	5,803	15	1,764	57	7,567
Quebec	695	97,133	2	796	697	97,929
Ontario	496	113,203	581	113,245	1,077	226,448
British Columbia	14,888	1,788,501	911	118,975	15,799	1,907,476
CANADA - TOTAL	16,507	2,083,040	1,616	275,085	18,123	2,358,125

SHIPPING, 1951

Fishing Vessels Arrived and Departed Showing Number and Registered Net Tonnage

TABLE 11

In Coasting and Foreign Service

ARRIVED

Port	In Coasting Service		In Foreign Service		Total	
	No.	Reg. Net Tons	No.	Reg. Net Tons	No.	Reg. Net Tons
<b>NEWFOUNDLAND</b>						
Bay Roberts	1	190	-	-	1	190
Burin	9	230	121	10,667	130	10,897
Burgeo	14	233	17	1,018	31	1,251
Catalina	14	1,119	-	-	14	1,119
Cornerbrook	11	376	2	143	13	519
Fortune	1	94	6	549	7	643
Grand Bank	4	65	9	771	13	836
Harbour Breton	2	39	3	279	5	318
Harbour Buffett	13	371	3	246	16	617
Harbour Grace	2	75	39	3,995	41	4,070
Lewisporte	4	154	-	-	4	154
Marystown	4	97	2	82	6	179
Port aux Basques	24	382	1	192	25	574
Rose Blanche	40	624	-	-	40	624
St. Anthony	13	793	1	72	14	865
St. John's	7	462	685	214,583	692	215,045
St. Lawrence	1	15	-	-	1	15
Total	164	5,319	889	232,597	1,053	237,916
<b>PRINCE EDWARD ISLAND</b>						
Charlottetown	1	19	-	-	1	19
Montague	2	30	-	-	2	30
Total	3	49	-	-	3	49
<b>NOVA SCOTIA</b>						
Annapolis Royal	-	-	14	219	14	219
Arichat	60	800	1	11	61	811
Barrington Passage	122	1,538	2	77	124	1,605
Bridgewater	-	-	1	80	1	80
Canso	27	487	20	1,682	47	2,169
Chester	1	208	13	780	14	988
Clarke's Harbour	73	864	15	241	88	1,105
Digby	52	831	3	74	55	905
Dingwall	-	-	1	95	1	95
Freeport	38	483	6	200	44	683
Glace Bay	-	-	68	1,245	68	1,245
Halifax	4	663	174	16,003	178	16,666

SHIPPING, 1951

TABLE 11 (Cont'd) Fishing Vessels Arrived and Departed Showing Number and Registered Net Tonnage  
In Coasting and Foreign Service

ARRIVED

Port	In Coasting Service		In Foreign Service		Total	
	No.	Reg. Net Tons	No.	Reg. Net Tons	No.	Reg. Net Tons
<b>NOVA SCOTIA (Cont'd)</b>						
Isaac's Harbour	-	-	38	3,234	38	3,234
Liverpool	19	297	37	1,831	56	2,128
Lockeport	25	346	32	1,338	57	1,684
Louisburg	5	78	72	3,670	77	3,748
Lunenburg	-	-	139	10,356	139	10,356
Meteghan River	4	66	17	292	21	358
North Sydney	119	2,628	102	12,688	221	15,316
Parrsboro	2	24	-	-	2	24
Pictou	1	17	-	-	1	17
Port Hawkesbury	-	-	15	1,339	15	1,339
Riverport	1	10	7	563	8	573
Shelburne	-	-	134	8,298	134	8,298
Sherbrooke	35	458	1	83	36	541
Sydney	2	68	14	4,042	16	4,110
Tiverton	-	-	1	45	1	45
Yarmouth	-	-	84	2,706	84	2,706
Total	590	9,856	1,011	71,192	1,601	81,048
<b>NEW BRUNSWICK</b>						
Bathurst	1	10	2	20	3	30
Black's Harbour	145	2,753	4	112	149	2,865
Caraquet	73	1,659	22	5,186	95	6,845
Chatham	30	378	2	24	32	402
Lord's Cove	5	94	-	-	5	94
North Head	30	498	8	286	38	784
Saint John	3	40	1	11	4	51
Wilson's Beach	6	128	8	223	14	351
Total	293	5,560	47	5,862	340	11,422
<b>QUEBEC</b>						
Amherst Harbour	3	74	-	-	3	74
Chandler	-	-	1	13	1	13
Gaspé	-	-	2	179	2	179
Grindstone	-	-	5	78	5	78
Paspébiac	15	209	-	-	15	209
Total	18	283	8	270	26	553
<b>ONTARIO</b>						
Erieau	18	464	-	-	18	464

SHIPPING, 1951

TABLE 11 (Cont'd) Fishing Vessels Arrived and Departed Showing Number and Registered Net Tonnage  
In Coasting and Foreign Service

ARRIVED

Port	In Coasting Service		In Foreign Service		Total	
	No.	Reg. Net Tons	No.	Reg. Net Tons	No.	Reg. Net Tons
<b>ONTARIO</b>						
Goderich	1	50	-	-	1	50
Kingsville	6	214	-	-	6	214
Parry Sound	1	17	-	-	1	17
Port Burwell	3	89	-	-	3	89
Port Dover	46	1,074	-	-	46	1,074
Port Maitland	7	174	-	-	7	174
Port Stanley	5	202	-	-	5	202
Sault Ste. Marie	8	185	1	22	9	207
Total	95	2,469	1	22	96	2,491
<b>BRITISH COLUMBIA</b>						
Banfield	10	233	2	33	12	266
Chemainus	-	-	1	18	1	18
Klentu	-	-	6	131	6	131
Masset	7	348	3	51	10	399
Nanu	-	-	127	2,970	127	2,970
Nanaimo	39	808	9	133	48	941
New Westminster	154	9,383	15	688	169	10,041
Ocean Falls	15	456	-	-	15	456
Port Hardy	26	548	31	794	57	1,342
Powell River	3	51	-	-	3	51
Prince Rupert	354	10,716	964	20,816	1,318	31,532
Quatsino	2	32	1	33	3	65
Ucluelet	15	271	4	65	19	336
Union Bay	1	10	-	-	1	10
Vancouver	596	22,827	93	2,383	689	25,210
Victoria	118	6,017	84	1,916	202	7,933
Total	1,340	51,700	1,340	30,001	2,680	81,701
<b>SUMMARY</b>						
Newfoundland	164	5,319	889	232,597	1,053	237,916
Prince Edward Island	3	49	-	-	3	49
Nova Scotia	590	9,856	1,011	71,192	1,601	81,048
New Brunswick	293	5,560	47	5,862	340	11,422
Quebec	18	283	8	270	26	553
Ontario	95	2,469	1	22	96	2,491
British Columbia	1,340	51,700	1,340	30,001	2,680	81,701
CANADA - TOTAL	2,503	75,236	3,296	339,944	5,799	415,180

SHIPPING, 1951

Fishing Vessels Arrived and Departed Showing Number and Registered Net Tonnage

TABLE 11

In Coasting and Foreign Service

DEPARTED

Port	In Coasting Service		In Foreign Service		Total	
	No.	Reg. Net Tons	No.	Reg. Net Tons	No.	Reg. Net Tons
<b>NEWFOUNDLAND</b>						
Bay Roberts	1	190	-	-	1	190
Burin	13	364	114	9,879	127	10,243
Burgeo	24	398	14	900	38	1,298
Carbonear	2	126	-	-	2	126
Catalina	15	869	-	-	15	869
Clareville	2	47	-	-	2	47
Cornerbrook	17	636	1	72	18	708
Fortune	2	190	5	455	7	645
Grand Bank	-	-	8	692	8	692
Harbour Breton	6	179	-	-	6	179
Harbour Buffett	15	448	2	164	17	612
Harbour Grace	5	130	29	2,948	34	3,078
Lewisporte	3	102	-	-	3	102
Maryetown	3	54	1	34	4	88
Port aux Basques	68	1,114	-	-	68	1,114
Rose Blanche	52	823	-	-	52	823
St. Anthony	13	873	1	72	14	945
St. John's	14	668	661	209,712	675	210,380
St. Lawrence	4	63	-	-	4	63
Total	259	7,274	836	284,928	1,095	232,202
<b>PRINCE EDWARD ISLAND</b>						
Charlottetown	2	61	-	-	2	61
Montague	2	24	-	-	2	24
Total	4	85	-	-	4	85
<b>NOVA SCOTIA</b>						
Annapolis Royal	-	-	12	192	12	192
Arisbat	58	765	-	-	58	765
Barrington Passage	142	1,822	1	14	143	1,836
Bridgewater	-	-	1	80	1	80
Canso	28	501	20	1,682	48	2,183
Chester	-	-	4	457	4	457
Clarke's Harbour	36	443	12	165	48	608
Digby	65	1,140	2	48	67	1,188
Dingwall	-	-	1	95	1	95
Freeport	41	500	6	200	47	700

SHIPPING, 1951

TABLE 11 (Cont'd) Fishing Vessels Arrived and Departed Showing Number and Registered Net Tonnage  
In Coasting and Foreign Service

DEPARTED

Port	In Coasting Service		In Foreign Service		Total	
	No.	Reg. Net Tons	No.	Reg. Net Tons	No.	Reg. Net Tons
<b>NOVA SCOTIA (Concl'd)</b>						
Glace Bay	-	-	52	954	52	954
Halifax	3	219	168	14,853	171	15,072
Isaac's Harbour	-	-	38	3,234	38	3,234
Liverpool	19	322	36	1,813	55	2,135
Lockeport	24	332	31	1,307	55	1,639
Louisburg	1	22	61	3,532	62	3,554
Lunenburg	-	-	116	8,837	116	8,837
Meteghan River	3	56	13	195	16	251
North Sydney	65	3,108	89	12,199	154	15,307
Parrsboro	4	49	-	-	4	49
Pictou	3	50	-	-	3	50
Port Hawkesbury	-	-	14	1,245	14	1,245
Riverport	-	-	1	96	1	96
Shelburne	-	-	132	8,275	132	8,275
Sherbrooke	34	447	1	83	35	530
Sydney	5	123	14	4,042	19	4,165
Tiverton	-	-	1	45	1	45
Yarmouth	-	-	67	2,076	67	2,076
<b>Total</b>	<b>531</b>	<b>9,899</b>	<b>894</b>	<b>65,719</b>	<b>1,425</b>	<b>75,618</b>
<b>NEW BRUNSWICK</b>						
Bathurst	1	10	-	-	1	10
Black's Harbour	156	3,030	4	112	160	3,142
Caraquet	4	75	19	5,122	23	5,197
Chatham	44	529	-	-	44	529
Lord's Cove	5	94	-	-	5	94
North Head	21	377	8	286	29	663
St. Andrews	1	11	-	-	1	11
Saint John	4	53	1	11	5	64
Wilson's Beach	-	-	8	223	8	223
<b>Total</b>	<b>236</b>	<b>4,179</b>	<b>40</b>	<b>5,754</b>	<b>276</b>	<b>9,933</b>
<b>QUEBEC</b>						
Amherst Harbour	3	56	-	-	3	56
Chandler	5	57	-	-	5	57
Gaspe	-	-	2	179	2	179
Paspébiac	7	98	-	-	7	98
<b>Total</b>	<b>15</b>	<b>211</b>	<b>2</b>	<b>179</b>	<b>17</b>	<b>390</b>

SHIPPING, 1951

Fishing Vessels Arrived and Departed Showing Number and Registered Net Tonnage

TABLE 11 (Cont'd)

In Coasting and Foreign Service

DEPARTED

Port	In Coasting Service		In Foreign Service		Total	
	No.	Reg. Net Tons	No.	Reg. Net Tons	No.	Reg. Net Tons
<b>ONTARIO (Concl'd)</b>						
Ericau	13	344	-	-	13	344
Kingsville	7	258	-	-	7	258
Owen Sound	3	66	-	-	3	66
Parry Sound	1	17	-	-	1	17
Port Burwell	3	89	-	-	3	89
Port Dover	33	792	-	-	33	792
Port Maitland	5	144	-	-	5	144
Port Stanley	7	263	-	-	7	263
Sault Ste. Marie	5	121	1	22	6	143
Total	77	2,094	1	22	78	2,116
<b>BRITISH COLUMBIA</b>						
Banfield	16	497	-	-	16	497
Chemainus	1	20	1	18	2	38
Klontu	-	-	6	131	6	131
Massett	9	382	2	41	11	423
Nam	-	-	127	2,970	127	2,970
Nanaimo	36	722	3	71	39	793
New Westminster	165	10,018	10	542	175	10,560
Ocean Falls	15	456	-	-	15	456
Port Hardy	22	464	30	769	52	1,233
Powell River	3	51	-	-	3	51
Prince Rupert	359	10,632	829	17,442	1,188	28,074
Qwatsine	1	19	1	33	2	52
Uclulet	16	363	4	65	20	428
Union Bay	1	10	-	-	1	10
Vancouver	574	22,071	44	1,296	618	23,367
Victoria	105	5,514	51	1,414	156	6,928
Total	1,323	51,219	1,108	24,792	2,431	76,011
<b>SUMMARY</b>						
Newfoundland	259	7,274	836	224,928	1,095	232,202
Prince Edward Island	4	85	-	-	4	85
Nova Scotia	531	9,899	894	65,719	1,425	75,618
New Brunswick	235	4,179	40	5,754	276	9,933
Quebec	15	211	2	179	17	390
Ontario	77	2,094	1	22	78	2,116
British Columbia	1,323	51,219	1,108	24,792	2,431	76,011
CANADA - TOTAL	2,445	74,961	2,881	321,394	5,326	396,355

APPENDIX I

COUNTRIES AND GEOGRAPHICAL AREAS

Aden	France-Atlantic-English-Channel	Panama-Canal Zone
Africa-British East - other	France - Mediterranean	Peru
Africa - British West	Germany	Philippines
Africa - French, Algeria	Gibraltar	Poland
Africa - French, Equatorial	Gold Coast	Puerto Rico
Africa - Portuguese	Greece - Dodecanese Islands	Portugal
Africa - South	Greenland	Roumania
Africa - Spanish	Guam - Other Pacific Ocean Islands	St.-Pierre-Miquelon
Alaska	Guatemala	Sea-Deep Sea Fishing - Whaling, etc.
Arabia	Guiana - British	Sierre Leone
Argentina	Guiana - French	Spain
Australia	Guiana - Netherlands (Surinam)	Sweden
Austria	Hawaiian Islands	Syria - Levant - Lebanon
Azores - Madeira	Haiti	Thailand (Siam)
Barbados	Honduras	Trinidad - Tobago
Belgian Congo	Honduras - British	Turkey
Belgium	Hong Kong	United Kingdom
Bermuda	Iceland	United States - Atlantic - Gulf of Mexico
Brazil	India	United States - Pacific
Burma	Indonesia	United States - Great Lakes
Canary Islands	Iran (Persia)	Union of Soviet Socialist Republics - Arctic
Ceylon	Iraq	" " " " " - Baltic Sea
Chile	Israel	" " " " " - Black Sea
China - Formosa	Italy	" " " " " - Pacific
Colombia	Jamaica	Uruguay
Costa Rica	Japan	Venezuela
Cuba	Korea	West Indies - British - Other
Cyprus - Malta	Liberia	West Indies - French, Netherlands, Other
Denmark	Madagascar - Other Indian Ocean Islands	Yugoslavia
Dominican Republic	Malaya - Straits Settlements	
East Indies - British	Mexico	
East Indies - French-Indo-China	Netherlands	
Ecuador	New Zealand	
Egypt	Nicaragua	
Eire	Nigeria	
El Salvador	Norway	
Eritrea - British Somaliland	Oceania - British	
French Somaliland	Pakistan	
Fiji		
Finland		




APPENDIX 2

COMMODITIES

Ballast	
General	
<u>AGRICULTURAL PRODUCTS</u>	
Wheat	
Corn	
Oats	
Barley	
Rye	
Flaxseed	
Soya Beans	
Other Grain - Peas	
Grain N.O.S.	
Flour - Grain	
Nuts - Peanuts	
Other Mill Products - Bran, etc.	
Cotton - raw	
Apples	
Bananas	
Other Fruit, fresh, frozen	
Fruit, dried	
Potatoes	
Other Vegetables, fresh	
Coffee	
Tea	
Cocoa - chocolate	
Copra	
Other Agricultural Products	
Hay and Straw	
Other Seeds - (Cloverseed)	
<u>ANIMALS AND ANIMAL PRODUCTS</u>	
Cattle and Calves	
Other Live Animals	
Dressed Meats, fresh, frozen	
Dressed Meats, cured, salted	
Eggs, Butter, Cheese, Milk Products	
Wool	
Hides, Leather	
Skins - raw or undressed	
Other Animal Products	
<u>MINE PRODUCTS</u>	
Coal - Anthracite	
Coal - Bituminous	
Coke	
Iron Ore	
Copper Ore and Concentrates	
Bauxite	
Asbestos - raw	
Gypsum	
Sulphur	
Manganese Ore	
Other Ores and Concentrates	
	<u>MINE PRODUCTS - continued</u>
	Asphalt
	Petroleum - crude
	Salt
	Sand, Gravel, Crushed Stone
	Slate - Dimension and Block Stone
	Limestone
	Other Mine Products
	<u>FOREST PRODUCTS</u>
	Logs, Posts, Poles, Pit Props, Piling
	Firewood - Hugged Fuel
	Pulpwood - Pulpwood Chips
	Lumber, Timber, Box, Crate, Cooperage Material
	Plywood
	Containers, empty - Wood & Metal
	Other Forest Products
	<u>MANUFACTURES AND MISCELLANEOUS</u>
	Gasoline
	Petroleum Oils and other Petroleum Products
	Pitch, Tar, Creosote
	Vegetable Oils
	Animal Oils
	Fish Oils
	Sugar, raw, refined
	Molasses
	Iron, pig, bloom
	Scrap Iron and Steel
	Iron and Steel (bar-sheet-structural-pipe)
	Rails and Fastenings
	Castings and Machinery
	Aluminium, pigs, bars, rods, etc.
	Cement
	Brick
	Lime and Plaster
	Sewer Pipe, Drain Tile
	Agricultural Implements
	Autos, Trucks, Parts
	Beverages
	Fertilizers, all kinds
	Newsprint Paper
	Paper, other
	Paperboard, Pulpboard, Wallboard
	Wood Pulp, Pulp Screenings
	Fish, fresh, frozen, cured
	Canned Goods - all canned food products
	Chinaware
	Zinc, bars, etc.
	Lead, bars, etc.
	All other Freight N.O.S.





STATISTICS CANADA LIBRARY  
BIBLIOTHEQUE STATISTIQUE CANADA



1010701530