

CATALOGUE No.

54-202

ANNUAL

3
Historical File Copy




CANADA

SHIPPING REPORT

1959

PART I

International Seaborne Shipping



DOMINION BUREAU OF STATISTICS

DOMINION BUREAU OF STATISTICS
Public Finance and Transportation Division
Transportation Section

SHIPPING REPORT

1959

PART I

International Seaborne Shipping

Published by Authority of
The Honourable George Hees, Minister of Trade and Commerce

November, 1960
8504-518

Price \$1.50

Reports published by the
Public Finance and Transportation Division
dealing with

WATER TRANSPORT STATISTICS

Catalogue number	Title	Price
	Annual	
54-201	Canal Statistics	\$.75
54-202	Shipping Report, Part I - International Seaborne Shipping	1.50
54-203	Shipping Report, Part II - International Seaborne Shipping(Canadian port traffic)75
54-204	Shipping Report, Part III - Coastwise Shipping.....	.75
54-205	Water Transportation50

Monthly

54-001	Summary of Canal Statistics	10¢ a copy, \$1.00 a year
54-002	Shipping Statistics	20¢ a copy, \$2.00 a year

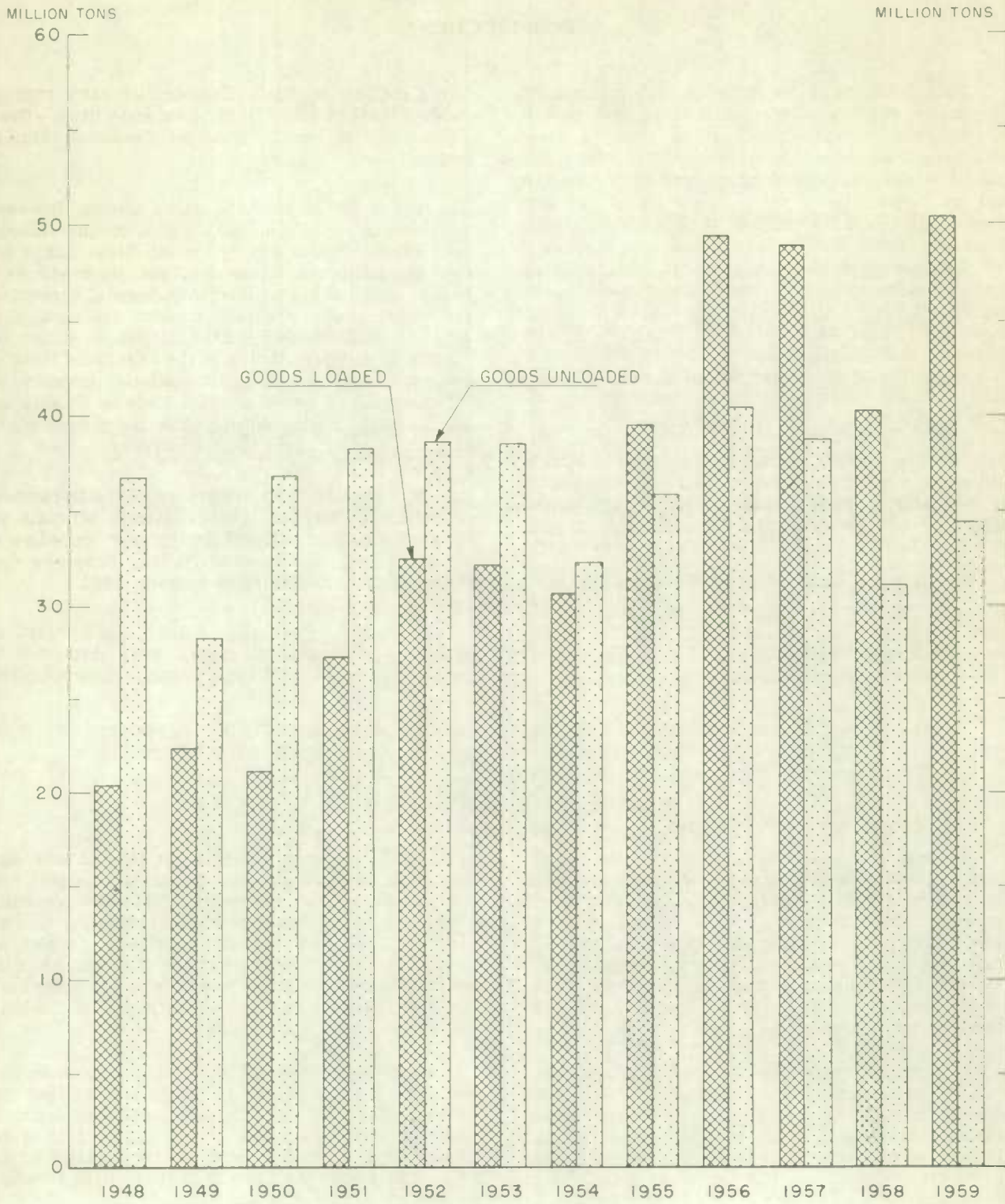
Subscription orders should be sent to the Information Services Division, Dominion Bureau of Statistics, Ottawa, Canada, with enclosed remittances made payable to the Receiver General of Canada.

TABLE OF CONTENTS

	Page
Chart—Cargoes Loaded for and Unloaded from Foreign Countries	4
Introduction.....	5
Source and Treatment of Data	5
Review of 1959 Operations	6
Table 1. Cargoes Loaded at Canadian Ports for Foreign Countries by Country of Destination, Kind of Cargo, Registry of Vessel and Geographic Area.....	8
Table 2. Cargoes Loaded at Canadian Ports for Foreign Countries by Commodity and Geographic Area	73
Table 3. Cargoes Unloaded at Canadian Ports from Foreign Countries by Country of Origin, Kind of Cargo, Registry of Vessel and Geographic Area	75
Table 4. Cargoes Unloaded at Canadian Ports from Foreign Countries by Commodity and Geographic Area	119
Table 5. Number and Registered Net Tonnage of, and Tons of Cargo Carried by, Vessels Arrived at and Departed from Canadian Ports in International Seaborne Shipping by Geographic Area and Registry of Vessel.....	121
Appendix A. List of Countries and Geographic Areas.....	123
Appendix B. List of Commodities.....	125

CARGOES LOADED FOR AND UNLOADED FROM FOREIGN COUNTRIES

TONS WEIGHT PLUS TONS MEASUREMENT, 1948-1959



SHIPPING REPORT

1959

INTRODUCTION

Part I of the 1959 Shipping Report contains five tables which provide details of cargoes loaded and unloaded at Canadian customs ports in international seaborne or foreign shipping. The first two show cargoes loaded by country of destination and by commodities, while tables three and four show similar data for cargoes unloaded from foreign countries. Table 5 shows the number and registered net tonnage of vessels arriving at and departing from Canadian ports in international service, by registry of vessel. This table also shows the cargo tons loaded and unloaded. Part II which will be released shortly, will contain a number of other tables pertaining to foreign shipping while Part III will cover all available data relating to the coastwise trade including details of cargoes.

Previous to 1952, a complete statistical picture of Canada's shipping activity was not available due to insufficient detail of the coastwise and inland segments of the industry. The Bureau's annual "Canal Statistics" gives an analysis of traffic moving between Canadian ports but only that portion which uses the facilities of one or more of the canal systems. Also, some records of coastwise traffic were maintained by the National Harbours Board and certain Harbour Commissioners and Boards of Trade. In addition, special surveys were made for

the Canadian Maritime Commission each year on cargoes carried into the St. Lawrence River—Great Lakes system by the principal Canadian shipping companies.

The great bulk of the cargo moving, however, between pairs of Canadian ports on the Atlantic and Pacific coasts and on certain Great Lakes and the St. Lawrence River was not reported. As a result, early in 1951 an inter-departmental committee, representing all interested parties, set up to look into the problem, decided to attempt to secure the details of cargoes carried in the coastwise trade as it would provide another statistic towards the measurement of interprovincial trade in Canada and as it would be important to know the pattern of the coasting trade in case of an emergency.

With the excellent assistance of the Department of National Revenue whose customs officials instructed shipping officers in the new procedure of reporting their coastwise activities, these new data were collected beginning in January, 1952.

Commencing January, 1957, statistics on vessels in coastwise traffic were expanded to include the movement to and from non customs ports.

Source and Treatment of Data

Shipping statistics are compiled from reports made by operators or agents of vessels arriving at and departing from Canadian ports. At ports where there are customs officials these officials act as agents for the Dominion Bureau of Statistics in collecting the reports and forwarding them to the Bureau. For other ports the reports are either forwarded through the nearest customs office or mailed direct to the Bureau.

Customs regulations regarding coastwise vessels were revised in April, 1955 to permit owners or masters of such vessels who obtain coasting licenses to enter and leave port without clearing at customs. Thus no longer is the owner or master required to present a shipping report

directly to customs officials but instead may mail his report to the customs officials at the port concerned if it is more convenient. This new procedure has given the Bureau the task of ensuring that all licensed coasting vessels continually report all their shipping activities. Failure to submit shipping reports can result in the cancellation of a vessel's coasting license by the Department of National Revenue.

A vessel is classed as being in foreign service when (1) it arrives from a foreign port as last port of call or departs for a foreign port as first port of call; (2) cargo is loaded for a foreign port or unloaded from a foreign port; (3) the registry of the vessel is other than Canada or the British Common-

wealth even though the vessel may have arrived at one Canadian port from another or departed from a Canadian port for another.

Coasting service includes vessels of Canadian or British registry only, which arrive at one Canadian port from another or depart from one Canadian port for another and when no freight from a foreign port is unloaded or no freight for a foreign port is loaded.

If a vessel does not unload any freight or does not load any freight, it is classed as arriving or departing, respectively, "in ballast", regardless of the amount of freight it might have on board. Because of these definitions a vessel may arrive twice in foreign service and depart in coasting service on the same trip, and, consequently, the number of departures and arrivals in either class of service will not always be the same. Vessels built in Canadian ports will also cause a disparity in the number of arrivals and departures. There are also certain customs regulations in respect to fishing vessels that are responsible for some difference in reports of departures and arrivals.

Table 1 gives the country of destination, kind of cargo, registry of vessel, tonnage of cargo loaded for foreign countries and allocated by geographical regions of Canada, namely, Atlantic and Lower St. Lawrence, Great Lakes and Upper St. Lawrence and at Pacific ports. Table 3 shows country of

origin of cargoes unloaded in foreign trade as well as kind of commodity, registry of vessel, tonnage of cargo and by geographical divisions.

Tables 2 and 4 include data on cargoes to and from foreign countries. Tonnages of each commodity listed are not complete in all cases. Considerable tonnage of these commodities is included under "General", but where vessels loaded or unloaded only one commodity or where vessels with general cargoes handled any of these commodities in large lots, the tonnage of the commodity was reported and compiled.

Tonnage data are required to be reported in tons weight of 2,000 pounds or in tons measurement of 40 cu. ft., but because of the practice in previous years of reporting tons in long tons of 2,240 pounds there is a possibility that some vessels did not report their cargoes in short tons. As of 1951, cargoes reported in tons measurement have been added to those reported in tons weight. Reports are not required from vessels of less than 15 registered net tons.

A list of the countries and geographical areas used for origin and destination of vessels and cargoes is included as an appendix to Part 1. Also, as a second appendix, there is a list of the commodities used for classifying cargoes. By reference to these the meaning of abbreviations is clarified.

Review of 1959 Operations

Vessels departing from Canadian ports for foreign countries reported loadings of 50,455,303 tons, as against 40,298,882 tons in 1958, an increase of 10,156,421 tons or 25 per cent. Increases were recorded in all coastal areas. At Atlantic and lower St. Lawrence River ports loadings rose 26 per cent to 31,242,709 tons from 24,764,280 in 1958, at Great Lakes and upper St. Lawrence ports loadings were up 54 per cent to 8,662,554 tons from 5,611,276 while Pacific ports registered an increase of 6 per cent rising to 10,550,040 tons from 9,923,326. Shipments of iron ore, wheat, barley, gypsum, newsprint, lumber, pulpwood and general cargo accounted for over 82 per cent of total loadings, iron ore alone accounting for 40 per cent and wheat for 15 per cent of the total.

Loadings of iron ore were up by almost 7 million tons in 1959, rising to 20,350,218 tons from 13,423,965 in the previous year. Gypsum increased by 1.9 million tons to 4,674,084 from 2,734,456, newsprint rose to 2,500,438 tons from 2,324,434 and general cargo to 1,676,474 tons from 1,482,720. Other significant increases were recorded in soyabeans, quartzite, asbestos, salt, limestone, iron, pig and bloom, and aluminum.

Wheat shipments were down to 7,431,484 tons from 7,687,700 in 1958, while barley declined to 1,512,742 tons from 1,573,795. Pulpwood shipments dropped to 1,155,423 tons from 1,316,112 with lumber down to 2,146,330 tons from 2,269,897. Other decreases included oats, down to 116,076 tons from 150,892, flaxseed down to 370,805 tons from 406,674, sand and gravel down to 392,707 tons from 595,578, logs down to 146,987 tons from 178,271 and rails and fastenings down to 30,898 tons from 114,364.

Cargoes unloaded from foreign countries totalled 34,554,388 tons as against 31,133,694 in 1958, an increase of 3,420,694 tons or 11 per cent. Again, all areas recorded increases. Great Lakes and upper St. Lawrence River ports showed little change, up 2 per cent to 17,160,633 tons from 16,798,869 in the previous year. Unloadings at Atlantic and lower St. Lawrence ports, however, were up 21 per cent to 15,174,363 tons from 12,543,393 and at Pacific ports almost 24 per cent to 2,219,392 tons from 1,791,432 in 1958.

Shipments of petroleum oils unloaded increased by 1.2 million tons, rising to 4,274,587 tons from 3,067,149 in 1958. Unloadings of bituminous coal

rose to 11,037,707 tons from 10,545,955, crude petroleum to 4,125,395 tons from 3,539,416, limestone to 850,416 tons from 584,820, sand, gravel and crushed stone to 756,452 tons from 389,665 and scrap iron and steel to 207,315 tons from 95,200. Among the commodities recording decreased unloadings were iron ore, down to 3,198,070 tons from 3,552,989, gasoline to 547,642 tons from 637,550 and sulphur to 323,160 tons from 403,889.

The bulk of Canada's waterborne commerce is with the United States and the United Kingdom. These two countries accounted for approximately 70 per cent of all cargo loaded and unloaded. Cargoes loaded at Canadian ports destined to the United States were 47.6 per cent above the previous year, totalling 27,843,492 tons as compared with 18,870,514 in 1958. This represented 55 per cent of the total cargo loaded at Canadian ports in international trade. Loadings at Atlantic and lower St. Lawrence River ports destined to the United States

increased by 59 per cent to 17,076,735 tons from 10,754,715. At Great Lakes and upper St. Lawrence ports loadings for the United States were up 44 per cent to 7,751,014 tons from 5,377,267 and at Pacific Coast ports loadings for the United States increased by 10 per cent to 3,015,743 tons from 2,738,532. Shipments originated in the United States and unloaded at Canadian ports were up in all three areas, the total increasing by 3 per cent to 20,160,545 tons from 19,518,835 in 1958. Shipping between Canada and the United Kingdom also increased. Cargoes loaded at Canadian ports for the United Kingdom rose 3 per cent to 9,853,083 tons from 9,563,364 in 1958, while unloadings increased 18 per cent to 1,337,958 tons from 1,132,139.

During 1959, cargoes loaded and unloaded at Canadian ports in international shipping amounted to 85,009,691 tons. Of this, a total of 24,423,914 tons or 28.7 per cent was transported by vessels of Canadian registry.

SHIPPING REPORT, 1959

TABLE 1. Cargoes Loaded at Canadian Ports for Foreign Countries, by Country of Destination, Kind of Cargo, Registry of Vessel and Geographic Area

Country of destination and kind of cargo	Registry ¹ of Vessel	At Atlantic and Lower St. Lawrence Ports, Montreal and below	At Great Lakes and Upper St. Lawrence Ports above Montreal	At Pacific Ports	Total
		Cargo tons (2000 lb.)			
GREENLAND GENERAL	CAN	6			6
		6			6
ST PIERRE AND MIQUELON					
CATTLE AND CALVES	OTHER	62			62
OTHER LIVE ANIMALS	OTHER	38			38
MEAT FRESH FROZEN	OTHER	2			2
FISH FRESH FROZEN CURED	CAN	4			4
	OTHER	11			11
FLOUR GRAIN	CAN	40			40
	OTHER	10			10
POTATOES	OTHER	207			207
OTHER VEGETABLES	OTHER	19			19
CANNED FOODS	CAN	1			1
	OTHER		3		3
OTHER MANUFACTURED FOOD	OTHER	3			3
BEVERAGES	OTHER	2			2
OTHER AGRICULTURAL PROD	OTHER	308			308
OTHER CRUDE ANIMAL PROD	OTHER	80			80
LOGS POSTS POLES ETC	CAN	25			25
OTHER CRUDE WOOD MATRL	OTHER	66			66
COAL BITUMINOUS	OTHER	8106			8106
SALT	CAN	30			30
LUMBER TIMBER BOX ETC	CAN	25			25
	OTHER	299			299
OTHER MFD WOOD PRODUCTS	OTHER	1			1
TEXTILE FABRICS	CAN	1			1
PETROLEUM OILS	CAN	10098			10098
	OTHER	4			4
OTHER PETR AND COAL PR	OTHER	9			9
IRON AND STEEL BAR ETC	OTHER	5			5
OTHER IRON AND STEEL	OTHER	21			21
MACHINERY	CAN	1			1
	OTHER	3			3
AUTOS TRUCKS PARTS	OTHER	2			2
CONTAINERS EMPTY	CAN	1			1
	OTHER	1			1
GENERAL	CAN	292			292
	OTHER	4473	1		4474
ALL OTHER FREIGHT NOS	OTHER	13			13
		24263	4		24267
ALASKA					
FISH FRESH FROZEN CURED	CAN			45	45
	USA			1	1
OTHER VEGETABLES	CAN			2109	2109
OTHER MANUFACTURED FOOD	CAN			9753	9753
BEVERAGES	CAN			2643	2643
LOGS POSTS POLES ETC	CAN			1278	1278
OTHER MET ORES AND CONC	CAN			64	64
COAL BITUMINOUS	CAN			30	30
SULPHUR	CAN			160	160
	USA			8729	8729
LUMBER TIMBER BOX ETC	CAN			3029	3029
PLYWOOD AND VENEER	CAN			529	529
NEWSPRINT	CAN			22	22
CHEMICALS AND CHEM PROD	CAN			60	60
	USA			390	390
GASOLINE	CAN			2532	2532
PETROLEUM OILS	CAN			14717	14717
IRON AND STEEL BAR ETC	CAN			4445	4445
	USA			200	200
RAILS AND FASTENINGS	CAN			1560	1560
OTHER IRON AND STEEL	CAN			368	368
BRICK	USA			50	50
CEMENT	CAN			3792	3792
LIME AND PLASTER	CAN			283	283
MACHINERY	CAN			434	434
	USA			50	50
AUTOS TRUCKS PARTS	CAN			487	487
	USA			51	51

1. See page 118

SHIPPING REPORT, 1959

TABLE 1. Cargoes Loaded at Canadian Ports for Foreign Countries, by Country of Destination, Kind of Cargo, Registry of Vessel and Geographic Area

Country of destination and kind of cargo	Registry ¹ of Vessel	At Atlantic and Lower St. Lawrence Ports, Montreal and below	At Great Lakes and Upper St. Lawrence Ports above Montreal	At Pacific Ports	Total
FIREARMS AMMUNITION ETC	CAN			89	89
CONTAINERS EMPTY	CAN			40	40
	USA			11	11
GENERAL	CAN			4535	4535
	USA			20	20
ALL OTHER FREIGHT NOS	CAN			2350	2350
	USA			50	50
				64906	64906
U S WEST COAST PORTS					
OTHER LIVE ANIMALS	USA			2	2
MEAT FRESH FROZEN	NETH			2	2
FISH FRESH FROZEN CURED	CAN	217		714	931
	NORW	195			195
	UK			2	2
	USA			2788	2788
	OTHER			1	1
BARLEY	USA			6	6
OATS	USA			144	144
FLOUR GRAIN	OTHER			423	423
OTHER VEGETABLES	USA			2	2
CANNED FOODS	USA			1139	1139
OTHER MANUFACTURED FOOD	NETH			3	3
	UK			2	2
BEVERAGES	DENMK	10			10
	OTHER			3	3
OTHER AGRICULTURAL PROD	USA			2	2
OTHER CRUDE ANIMAL PROD	UK			4	4
	USA			1	1
LOGS POSTS POLES ETC	CAN			8561	8561
	USA			46334	46334
PULPWOOD AND CHIPS	CAN			503830	503830
	LIBER			4306	4306
	USA			69889	69889
FIREWOOD HOGGED FUEL	CAN			197002	197002
	USA			7434	7434
VEGETABLE TEXTILE MATRL	USA			137	137
COPPER ORE AND CONCENTR	CAN			6672	6672
	NORW	9386			9386
LEAD AND ZINC ORE ETC	CAN			3150	3150
	NORW	4429			4429
OTHER MET ORES AND CONC	CAN			3	3
	NORW	168			168
ASBESTOS	UK	911			911
SAND GRAVEL AND STONE	USA			424	424
GRANITE	USA			121	121
LIMESTONE	CAN			134911	134911
	USA			187619	187619
SALT	CAN			260	260
	USA	175			175
OTHER CRUDE NON MET MIN	USA			442	442
IRON AND STEEL SCRAP	CAN			924	924
	USA			258	258
WASTE MATERIALS N O S	USA			305	305
RUBBER FAB MATERIALS	GER			1	1
LUMBER TIMBER BOX ETC	CAN			195476	195476
	GREEK			3336	3336
	JAPAN			32	32
	LIBER			5423	5423
	NORW			4007	4007
	PANAM			3459	3459
	UK			31	31
	USA			257737	257737
PLYWOOD AND VENEER	JAPAN			18	18
	USA			59	59
WOODPULP	CAN			1496	1496
	GER			7276	7276
	LIBER			110893	110893
	NORW			7078	7078
	SWEDN			1430	1430
	USA			9721	9721
NEWSPRINT	CAN			7590	7590
	GER			16360	16360

SHIPPING REPORT, 1959

TABLE 1. Cargoes Loaded at Canadian Ports for Foreign Countries, by Country of Destination, Kind of Cargo, Registry of Vessel and Geographic Area

Country of destination and kind of cargo	Registry ¹ of Vessel	At Atlantic and Lower St. Lawrence Ports, Montreal and below	At Great Lakes and Upper St. Lawrence Ports above Montreal	At Pacific Ports	Total
		Cargo tons (2000 lb.)			
US WEST COAST PORTS CONTD					
NEWSPRINT CONTD	NORW			216169	216169
	SWEDN	2724		95653	98377
	UK	2000			2000
	USA			97764	97764
PAPER OTHER	USA			3146	3146
	OTHER			9	9
OTHER MFD WOOD PRODUCTS	USA			747	747
TEXTILE FABRICS	USA			15	15
FERTILIZERS	USA			70	70
CHEMICALS AND CHEM PROD	CAN			65	65
	USA			961	961
GASOLINE	CAN			18086	18086
	USA			42705	42705
PETROLEUM OILS	CAN			1520	1520
IRON AND STEEL BAR ETC	USA			105	105
OTHER IRON AND STEEL	CAN			157	157
	NORW			14	14
	USA			165	165
ALUMINUM BARS ETC	ITALY			2687	2687
	NORW			6528	6528
	UK			7459	7459
	USA			426	426
COPPER BRASS BRONZE ETC	USA			12	12
LIME AND PLASTER	CAN			600	600
	USA			7374	7374
OTHER NON MET MIN PROD	USA			120	120
MACHINERY	CAN			345	345
	DENMK	2			2
	USA			160	160
AUTOS TRUCKS PARTS	JAPAN			1	1
	NETH			2	2
	SWEDN			1	1
	UK			55	55
	USA			8	8
GLASSWARE AND CHINAWARE	USA			24	24
CONTAINERS EMPTY	NORW			8	8
	USA			393	393
GENERAL	CAN			1	1
	JAPAN	759		1	760
	NETH			17	17
	UK	7		43	50
	USA			81	81
	OTHER			1	1
ALL OTHER FREIGHT NOS	USA			58	58
		20983		2312999	2333982
U S GREAT LAKES PORTS					
FISH FRESH FROZEN CURED	CAN	1774			1774
	NETH	463			463
	NORW	87			87
	SWEDN		894		894
	UK	1681			1681
WHEAT	CAN		88545		88545
	UK		279		279
BARLEY	CAN		247718		247718
	USA		67417		67417
RYE	CAN		98937		98937
	USA		8557		8557
OATS	CAN		3315		3315
GRAIN SCREENINGS	CAN		25547		25547
	USA		2769		2769
BEVERAGES	DENMK		7		7
HIDES	NORW		4		4
OTHER CRUDE ANIMAL PROD	CAN	128			128
	UK	30			30
LOGS POSTS POLES ETC	CAN		5400		5400
	USA		2236		2236
PULPWOOD AND CHIPS	CAN	120544	110859		231403
	LIBER	3059			3059
	NORW	1800			1800
	SWEDN	3880			3880
	UK	3796			3796

1. See page 118

SHIPPING REPORT, 1959

TABLE 1. Cargoes Loaded at Canadian Ports for Foreign Countries, by Country of Destination, Kind of Cargo, Registry of Vessel and Geographic Area

Country of destination and kind of cargo	Registry ¹ of Vessel	At Atlantic and Lower St. Lawrence Ports, Montreal and below	At Great Lakes and Upper St. Lawrence Ports above Montreal	At Pacific Ports	Total
		Cargo tons (2000 lb.)			
PULPWOOD AND CHIPS CONTD	USA		7 71 00		7 71 00
VEGETABLE TEXTILE MATRL	GER		26		26
IRON ORE	CAN	41 76 903	2 79 6563		6 973 4 66
	LIBER	3 528			3 528
	NORW	3 7464			3 7464
	SWEDN	2 6130			2 6130
	UK	3 50273	2 0077		3 70350
	USA	4 94424	1 37 7112		1 871 5 36
OTHER MET ORES AND CONC	CAN	2 800			2 800
CLAY AND BENTONITE	CAN		5 04437		5 04437
	USA		3 4950		3 4950
SAND GRAVEL AND STONE	CAN		3 33078		3 33078
	USA		5 9205		5 9205
LIMESTONE	CAN		1 24350		1 24350
QUARTZITE	CAN		9 0090		9 0090
	USA		1 2100		1 2100
GYPSUM	PANAM	2 3016			2 3016
SALT	CAN		2 500		2 500
	USA		5 09728		5 09728
SULPHUR	CAN	3 4741			3 4741
OTHER CRUDE NON MET MIN	CAN	6 832	2 800		9 632
	LIBER	2 229			2 229
	UK	4 644			4 644
	USA		6 000		6 000
IRON AND STEEL SCRAP	CAN	5 900	4 966		10 866
	USA		4 3573		4 3573
WASTE MATERIALS N O S	CAN		919		919
LUMBER TIMBER BOX ETC	LIBER			124	124
	USA		2 581		2 581
WOODPULP	CAN	6 440	9 0881	98	9 7419
	LIBER			1 931	1 931
	PANAM			570	570
	USA		3 000		3 000
	OTHER	873			873
NEWSPRINT	CAN	1 93046	3 00915		4 93961
	UK	6 0634			6 0634
	USA		1 4440		1 4440
OTHER MFD WOOD PRODUCTS	NETH		16		16
FISH OILS ETC	CAN	89			89
	UK	30			30
CHEMICALS AND CHEM PROD	CAN	1 6190			1 6190
	UK	900			900
	USA		1 0276		1 0276
PETROLEUM OILS	CAN	3 5881	2 4920		6 0801
	PANAM	1 1237			1 1237
IRON PIG AND BLOOM	CAN	8 0371	1 6856		9 7227
	USA		2 88539		2 88539
IRON AND STEEL BAR ETC	CAN	1 500	4 6471		4 7971
	GER		112		112
	USA		9 269		9 269
OTHER IRON AND STEEL	CAN		1 5028		1 5028
ALUMINUM BARS ETC	CAN	1 4272	171		1 4443
	GER	1 000			1 000
	NORW	7 544			7 544
CEMENT	CAN		1 93661		1 93661
	USA		3 8790		3 8790
MACHINERY	USA		177		177
AUTOS TRUCKS PARTS	CAN	162			162
CONTAINERS EMPTY	USA		11		11
GENERAL	CAN	2 170	83		2 253
	GER		147		147
	NORW	165	22		187
	SWEDN		37		37
	UK	650			650
	USA	5			5
	OTHER	735	4		739
ALL OTHER FREIGHT NOS	CAN		1 135		1 135
	USA		355		355
		5 740 020	7 719 955	2 723	13 462 698

SHIPPING REPORT, 1959

TABLE 1. Cargoes Loaded at Canadian Ports for Foreign Countries, by Country of Destination, Kind of Cargo, Registry of Vessel and Geographic Area

Country of destination and kind of cargo	Registry ¹ of Vessel	At Atlantic and Lower St. Lawrence Ports, Montreal and below	At Great Lakes and Upper St. Lawrence Ports above Montreal	At Pacific Ports	Total
		Cargo tons (2000 lb.)			
U S ATLANTIC AND GULF PORTS					
MEAT FRESH FROZEN	CAN	13			13
	UK	2			2
MEAT CURED SALTED	UK	4			4
FISH FRESH FROZEN CURED	CAN	58679			58679
	NORW	4977			4977
	UK	772			772
	USA	2009			2009
	OTHER	261			261
DAIRY PRODUCE AND EGGS	CAN	63			63
FLOUR GRAIN	OTHER			16	16
OTHER FRUIT FRESH	CAN	540			540
FRUIT PULP ETC IN BULK	UK	26			26
NUTS	USA	4			4
POTATOES	CAN	3158			3158
	GER	2824			2824
	LIBER	3449			3449
	NORW	12814			12814
	SWEDN	592			592
	UK	3000			3000
	OTHER	3350			3350
OTHER VEGETABLES	NORW	40			40
CANNED FOODS	UK	1			1
OTHER MANUFACTURED FOOD	CAN	15			15
HIDES	CAN	36			36
SKINS	CAN	70			70
OTHER CRUDE ANIMAL PROD	CAN	1844			1844
OTHER CRUDE VEG PROD	CAN	961			961
PULPWOOD AND CHIPS	CAN	26880			26880
OTHER CRUDE WOOD MATRL	CAN	315			315
	NORW	290			290
IRON ORE	GER	76944			76944
	ITALY	162008			162008
	LIBER	1921385			1921385
	NETH	174032			174032
	NORW	760200			760200
	PANAM	40880			40880
	SWEDN	688408			688408
	UK	990696			990696
	USA	453040	9586		462626
	OTHER	90216			90216
LEAD AND ZINC ORE ETC	JAPAN	8955			8955
	LIBER	8406			8406
ASBESTOS	SWEDN	1788			1788
GYP SUM	CAN	14703			14703
	GER	143772			143772
	ITALY	34315			34315
	LIBER	1139732			1139732
	NORW	337945			337945
	PANAM	1911867			1911867
	SWEDN	72230			72230
	UK	877759			877759
	USA	118745			118745
SALT	CAN	1			1
	USA	565			565
OTHER CRUDE NON MET MIN	DENMK	19568			19568
	GER	78790			78790
	LIBER	4496			4496
	NORW	46539			46539
	UK	40400			40400
	USA	3200			3200
	OTHER	4480			4480
SLAG	ITALY	24528			24528
	LIBER	58570			58570
	NORW	50200			50200
	UK	13200			13200
IRON AND STEEL SCRAP	GER	1681			1681
	USA		6500		6500
LUMBER TIMBER BOX ETC	CAN	13			13
	GREEK			78983	78983
	ITALY			7896	7896
	LIBER	49		382983	383032
	NORW			76549	76549

1. See page 118

SHIPPING REPORT, 1959

TABLE 1. Cargoes Loaded at Canadian Ports for Foreign Countries, by Country of Destination, Kind of Cargo, Registry of Vessel and Geographic Area

Country of destination and kind of cargo	Registry of Vessel	At Atlantic and Lower St. Lawrence Ports, Montreal and below	At Great Lakes and Upper St. Lawrence Ports above Montreal	At Pacific Ports	Total
		Cargo tons (2000 lb.)			
LUMBER BOX ETC CONTD	PANAM			76257	76257
	SWEDN	110			110
	UK			21439	21439
	OTHER			28447	28447
WOODPULP	GER	13148		546	13694
	GREEK			1581	1581
	LIBER	26139		11232	37371
	NORW	3053		495	3548
	PANAM			2176	2176
	SWEDN	10386		3650	14036
	UK	10569		2500	13069
NEWSPRINT	CAN	30516			30516
	DENMK	7306			7306
	GER	19683		4699	24382
	JAPAN	4569			4569
	LIBER	48414			48414
	NETH	935			935
	NORW	210912			210912
	SWEDN	43595			43595
	UK	314139			314139
	USA	6492	14966		21458
PAPER OTHER	LIBER			496	496
OTHER MFD WOOD PRODUCTS	NORW	24			24
FISH OILS ETC	CAN	1096			1096
	NORW	90			90
CHEMICALS AND CHEM PROD	CAN	3322			3322
	NORW	1533			1533
	USA			4	4
	OTHER	1050			1050
PETROLEUM OILS	CAN	3536			3536
	LIBER	15213			15213
	PANAM	14920			14920
	UK	1500			1500
IRON PIG AND BLOOM	GER	10754			10754
	SWEDN	1682			1682
OTHER IRON AND STEEL	CAN	3			3
	LIBER			72	72
ALUMINUM BARS ETC	ITALY	3128			3128
	SWEDN	58			58
MACHINERY	CAN	51			51
AUTOS TRUCKS PARTS	CAN	44			44
	UK	1			1
	USA	214			214
CONTAINERS EMPTY	CAN	44			44
	SWEDN	1			1
GENERAL	CAN	292			292
	GER	244			244
	ITALY	1108			1108
	NORW	583			583
	SWEDN	752			752
	UK	2347			2347
	USA	905			905
ALL OTHER FREIGHT NOS	CAN	159			159
	NORW	1			1
	UK	5			5
	USA	11	7		18
		11315732	31059	700021	12046812
BAHAMAS					
FLOUR GRAIN	GER		818		818
	NORW		306		306
NEWSPRINT	NORW	28			28
	OTHER	25			25
GENERAL	ITALY	2003			2003
	NETH		68		68
	NORW	4030	347		4377
	UK	106			106
	OTHER	2018			2018
ALL OTHER FREIGHT NOS	CAN	30			30
		8240	1539		9779

SHIPPING REPORT, 1959

TABLE 1. Cargoes Loaded at Canadian Ports for Foreign Countries, by Country of Destination, Kind of Cargo, Registry of Vessel and Geographic Area

Country of destination and kind of cargo	Registry of Vessel	At Atlantic and Lower St. Lawrence Ports, Montreal and below	At Great Lakes and Upper St. Lawrence Ports above Montreal	At Pacific Ports	Total
BERMUDA CANNED FOODS NEWSPRINT FIREARMS AMMUNITION ETC GENERAL	UK			25	25
	LIBER	48			48
	NORW	32			32
	CAN	14			14
	ITALY	1560			1560
	LIBER	1192			1192
	NETH	30			30
	NORW	8930			8930
	PANAM	49			49
	UK	120			120
ALL OTHER FREIGHT NOS	OTHER	1173			1173
	CAN	21			21
		13169		25	13194
BRITISH HONDURAS FLOUR GRAIN GENERAL	USA			10	10
	OTHER	36			36
		36		10	46
COSTA RICA FISH FRESH FROZEN CURED WHEAT OATS MALT FLOUR GRAIN CANNED FOODS PLYWOOD AND VENEER NEWSPRINT PAPER OTHER CHEMICALS AND CHEM PROD ALUMINUM BARS ETC MACHINERY CONTAINERS EMPTY GENERAL ALL OTHER FREIGHT NOS	OTHER			2	2
	USA			1013	1013
	USA			40	40
	OTHER			1	1
	USA			223	223
	OTHER			45	45
	JAPAN			102	102
	NORW	228			228
	USA			7164	7164
	OTHER			4207	4207
	USA			1	1
	OTHER			3	3
	USA			6	6
	NORW	1405			1405
	USA			1	1
	OTHER			56	56
	NORW	1			1
	UK	2			2
	NORW	2			2
OTHER			1	1	
NORW	966		2	968	
USA			18	18	
NORW			1	1	
		2604	3	12883	15490
CUBA FISH FRESH FROZEN CURED WHEAT MALT FLOUR GRAIN OTHER MILL PRODUCTS POTATOES CANNED FOODS OTHER MANUFACTURED FOOD BEVERAGES	CAN	93			93
	NORW	13			13
	SWEDN	6			6
	OTHER	1313			1313
	SWEDN	52			52
	GER	1165			1165
	NORW	1834			1834
	SWEDN	2608			2608
	USA	510			510
	GER	25			25
	JAPAN			10	10
	NORW	369			369
	SWEDN	519			519
	USA	1748			1748
	SWEDN	30			30
	NORW	408			408
	SWEDN	2700			2700
	GER	17			17
	NORW	59			59
SWEDN	77			77	
GER	13			13	
SWEDN	5			5	
SWEDN	20			20	

SHIPPING REPORT, 1959

TABLE 1. Cargoes Loaded at Canadian Ports for Foreign Countries, by Country of Destination, Kind of Cargo, Registry of Vessel and Geographic Area

Country of destination and kind of cargo	Registry of Vessel	At Atlantic and Lower St. Lawrence Ports, Montreal and below	At Great Lakes and Upper St. Lawrence Ports above Montreal	At Pacific Ports	Total
		Cargo tons (2000 lb.)			
HIDES	GER	25			25
OTHER CRUDE VEG PROD	JAPAN			1	1
ASBESTOS	NORW	539			539
	USA	285			285
OTHER CRUDE NON MET MIN	SWEDN	2			2
RUBBER FAB MATERIALS	SWEDN	1			1
	USA		1		1
PLYWOOD AND VENEER	JAPAN			134	134
WOODPULP	JAPAN			22	22
	NORW	753			753
	SWEDN	96			96
NEWSPRINT	GER	77			77
	JAPAN			113	113
	NORW	1384			1384
	SWEDN	21145			21145
PAPERBOARD PULPBOARD	GER	23			23
	JAPAN			28	28
PAPER OTHER	NORW	9	5		14
	SWEDN	33			33
	USA		17		17
OTHER MFD WOOD PRODUCTS	JAPAN			47	47
	NORW	5			5
	SWEDN	63			63
TEXTILE FABRICS	SWEDN	73			73
	USA	22			22
VEGETABLE OILS	GER	8			8
	SWEDN	37			37
CHEMICALS AND CHEM PROD	GER	237			237
	JAPAN			6	6
	NORW	833			833
	SWEDN	1924			1924
	USA	79	1		80
PITCH TAR CREOSOTE	NORW	10			10
	SWEDN	22			22
IRON ALLOYS	ITALY		25		25
	SWEDN	8			8
IRON AND STEEL BAR ETC	GER		266		266
	ITALY		252		252
COPPER BRASS BRONZE ET	NORW		20		20
OTHER IRON AND STEEL	GER		3		3
	JAPAN			13	13
	NORW		167		167
ALUMINUM BARS ETC	SWEDN	14			14
	GER	23			23
	NORW	56			56
	SWEDN	176			176
	USA	47			47
COPPER BRASS BRONZE ETC	GER	18	19		37
	NORW	25			25
	SWEDN	111			111
	USA		6		6
LEAD BARS ETC	GER		2		2
	SWEDN	27			27
	USA		25		25
BRICK	SWEDN	77			77
MACHINERY	GER	163	168		331
	SWEDN	2			2
	USA		13		13
AUTOS TRUCKS PARTS	SWEDN	35			35
ELECTR EQUIP AND PARTS	SWEDN	11			11
GLASSWARE AND CHINAWARE	NORW	7			7
	SWEDN	4			4
CONTAINERS EMPTY	SWEDN	1			1
GENERAL	GER	305	18		323
	ITALY	3873	5		3878
	JAPAN			4	4
	NORW	10363	73		10436
	SWEDN	13773			13773
	UK	177			177
	USA	3504	118		3622
	OTHER	2832			2832
ALL OTHER FREIGHT NOS	CAN	50			50
	GER		1		1

SHIPPING REPORT, 1959

TABLE 1. Cargoes Loaded at Canadian Ports for Foreign Countries, by Country of Destination, Kind of Cargo, Registry of Vessel and Geographic Area

Country of destination and kind of cargo	Registry ¹ of Vessel	At Atlantic and Lower St. Lawrence Ports, Montreal and below	At Great Lakes and Upper St. Lawrence Ports above Montreal	At Pacific Ports	Total
ALL OTHER NOS CONTD	NORW SWEDN	47	2		2 47
		76998	1207	378	78583
DOMINICAN REPUBLIC					
OATS	JAPAN			30	30
FLOUR GRAIN	DENMK		2654		2654
	JAPAN			3516	3516
	NORW	69			69
	PANAM		574		574
	SWEDN	60			60
OTHER MILL PRODUCTS	DENMK	126			126
CANNED FOODS	JAPAN			2	2
ASBESTOS	ITALY	103			103
	NORW	308			308
OTHER CRUDE NON MET MIN	PANAM		606		606
NEWSPRINT	DENMK	105			105
	GER	104			104
	ITALY	370			370
	NORW	993			993
PAPERBOARD PULPBOARD	GER	15			15
PAPER OTHER	JAPAN			32	32
CHEMICALS AND CHEM PROD	NORW	7			7
OTHER IRON AND STEEL	JAPAN			38	38
ALUMINUM BARS ETC	NORW	1			1
OTHER NON FERROUS METAL	NORW	17			17
MACHINERY	NORW	800			800
GENERAL	DENMK	28			28
	GER	349	172		521
	ITALY	1563			1563
	JAPAN			21	21
	LIBER	1694			1694
	NETH	1			1
	NORW	5082	9		5091
	SWEDN	43			43
	OTHER	4578			4578
		16416	4015	3639	24070
EL SALVADOR					
WHEAT	USA			1775	1775
MALT	USA			775	775
FLOUR GRAIN	JAPAN			35	35
	USA			6938	6938
	OTHER			1590	1590
OTHER MILL PRODUCTS	USA			5	5
OTHER MANUFACTURED FOOD	USA			9	9
BEVERAGES	USA			1	1
OTHER CRUDE ANIMAL PROD	OTHER			20	20
LEATHER	USA			4	4
	OTHER			9	9
PAPER OTHER	USA			29	29
	OTHER			33	33
ANIMAL OILS	USA			105	105
FISH OILS ETC	USA			294	294
IRON AND STEEL BAR ETC	OTHER	156			156
ALUMINUM BARS ETC	NORW	31			31
GENERAL	NORW		8		8
	UK		1		1
		187	9	11622	11818
FRENCH WEST INDIES					
FLOUR GRAIN	GER	27			27
		27			27
GUATEMALA					
WHEAT	USA			1518	1518
OATS	USA			5	5
MALT	USA			885	885
	OTHER			897	897

1. See page 118

SHIPPING REPORT, 1959

TABLE 1. Cargoes Loaded at Canadian Ports for Foreign Countries, by Country of Destination, Kind of Cargo, Registry of Vessel and Geographic Area

Country of destination and kind of cargo	Registry ¹ of Vessel	At Atlantic and Lower St. Lawrence Ports, Montreal and below	At Great Lakes and Upper St. Lawrence Ports above Montreal	At Pacific Ports	Total
FLOUR GRAIN	JAPAN			23	23
	USA			1153	1153
	OTHER			1439	1439
OTHER MILL PRODUCTS	USA			5	5
CANNED FOODS	USA			5	5
	OTHER			1	1
OTHER MANUFACTURED FOOD	USA			5	5
BEVERAGES	USA			13	13
ASBESTOS	OTHER	234			234
LEATHER	USA			2	2
	OTHER			8	8
NEWSPRINT	USA			509	509
	OTHER	54		27	81
PAPER OTHER	USA			637	637
	OTHER			509	509
ANIMAL OILS	USA			130	130
FERTILIZERS	USA			2164	2164
	OTHER			142	142
CHEMICALS AND CHEM PROD	LIBER			550	550
	USA			50	50
OTHER IRON AND STEEL	OTHER			5	5
GENERAL	NORW	24	45		69
	UK		1		1
	USA			4	4
	OTHER	1346			1346
	CAN	54			54
		1712	46	10686	12444
HAITI					
DAIRY PRODUCE AND EGGS	NORW	60			60
FLOUR GRAIN	SWEDN	20			20
CANNED FOODS	GER	17			17
	JAPAN			4	4
LUMBER TIMBER BOX ETC	JAPAN			315	315
PLYWOOD AND VENEER	JAPAN			22	22
NEWSPRINT	NETH	48			48
PAPER OTHER	DENMK	26			26
	GER	24			24
	NORW	58			58
OTHER MFD WOOD PRODUCTS	JAPAN			1	1
GENERAL	DENMK	609			609
	GER	982			982
	NETH	422			422
	NORW	442			442
	SWEDN	379			379
	UK	114			114
	OTHER	1819			1819
	CAN	115			115
		5135		342	5477
HONDURAS					
WHEAT	USA			600	600
FLOUR GRAIN	USA			671	671
	OTHER			25	25
OTHER MILL PRODUCTS	USA			4	4
CANNED FOODS	USA			1	1
ASBESTOS	OTHER	80			80
PLYWOOD AND VENEER	USA			1	1
GENERAL	OTHER	425			425
ALL OTHER FREIGHT NOS	CAN	32			32
	OTHER	1			1
		538		1302	1840
MEXICO					
DAIRY PRODUCE AND EGGS	SWEDN	13			13
DRIED FRUITS ETC	OTHER			1	1
CANNED FOODS	SWEDN	12			12
OTHER MANUFACTURED FOOD	OTHER			42	42
BEVERAGES	SWEDN	38			38
HIDES	SWEDN	41			41

SHIPPING REPORT, 1959

TABLE 1. Cargoes Loaded at Canadian Ports for Foreign Countries, by Country of Destination, Kind of Cargo, Registry of Vessel and Geographic Area

Country of destination and kind of cargo	Registry of Vessel	At Atlantic and Lower St. Lawrence Ports, Montreal and below	At Great Lakes and Upper St. Lawrence Ports above Montreal	At Pacific Ports	Total
		Cargo tons (2000 lb.)			
MEXICO CONTD					
MUSTARD SEED	OTHER			10	10
RUBBER	NORW	5			5
	SWEDN	187			187
OTHER CRUDE VEG PROD	NORW	65			65
	USA			125	125
	OTHER			50	50
PULPWOOD AND CHIPS	USA			108	108
ASBESTOS	GER	312			312
	NORW	368			368
	SWEDN	4218			4218
	USA			1853	1853
OTHER CRUDE NON MET MIN	SWEDN	61			61
RUBBER FAB MATERIALS	SWEDN	5			5
LUMBER TIMBER BOX ETC	SWEDN	4			4
WOODPULP	GER	1506			1506
	JAPAN			523	523
	LIBER	2627			2627
	NORW	855			855
	UK	583			583
	USA			264	264
NEWSPRINT	GER	4361			4361
	LIBER	5510			5510
	NORW	36133			36133
	SWEDN	8833			8833
	UK	11088			11088
PAPERBOARD PULPBOARD	SWEDN	1			1
PAPER OTHER	NORW		6		6
	SWEDN	36			36
OTHER MFD WOOD PRODUCTS	SWEDN	184			184
TEXTILE FABRICS	SWEDN	20			20
	OTHER			2	2
VEGETABLE OILS	GER		1		1
	USA			5	5
	OTHER			34	34
CHEMICALS AND CHEM PROD	GER	105			105
	NORW	136	19		155
	SWEDN	265			265
	USA			47	47
	OTHER			176	176
PETROLEUM OILS	UK			12	12
PITCH TAR CREOSOTE	NORW	52			52
	SWEDN	338			338
OTHER PETR AND COAL PR	SWEDN	3			3
IRON AND STEEL BAR ETC	NORW	103			103
	SWEDN	334			334
RAILS AND FASTENINGS	LIBER	2057		1209	3266
	NORW			1491	1491
OTHER IRON AND STEEL	NORW		1		1
ALUMINUM BARS ETC	ITALY			1654	1654
	NORW	1543		2041	3584
	SWEDN	406			406
	USA			2	2
COPPER BRASS BRONZE ETC	SWEDN	6			6
NICKEL BARS ETC	GER		2		2
	NORW	2			2
OTHER NON FERROUS METAL	SWEDN	42			42
MACHINERY	GER		5		5
	SWEDN	406			406
AUTOS TRUCKS PARTS	SWEDN	5			5
GLASSWARE AND CHINAWARE	OTHER			1	1
CONTAINERS EMPTY	JAPAN			39	39
	SWEDN	9			9
	OTHER			1	1
GENERAL	GER	11	98		109
	NORW	905	62	1	968
	SWEDN	2507			2507
	USA			8	8
	OTHER			50	50
ALL OTHER FREIGHT NOS	GER		1		1
	NORW	8			8
	SWEDN	281			281
	OTHER			2	2
		86590	195	9751	96536

SHIPPING REPORT, 1959

TABLE 1. Cargoes Loaded at Canadian Ports for Foreign Countries, by Country of Destination, Kind of Cargo, Registry of Vessel and Geographic Area

Country of destination and kind of cargo	Registry of Vessel	At Atlantic and Lower St. Lawrence Ports, Montreal and below	At Great Lakes and Upper St. Lawrence Ports above Montreal	At Pacific Ports	Total
		Cargo tons (2000 lb.)			
NETHERLANDS ANTILLES					
MEAT FRESH FROZEN	JAPAN			2	2
	NORW	5			5
MEAT CURED SALTED	UK	39			39
FISH FRESH FROZEN CURED	JAPAN			1	1
	USA			6	6
DAIRY PRODUCE AND EGGS	UK	1			1
WHEAT	JAPAN			30	30
FLOUR GRAIN	DENMK	324			324
	GER	584			584
	JAPAN			190	190
	NORW	180			180
	SWEDN	191			191
	UK	2			2
CANNED FOODS	ITALY			92	92
	JAPAN			62	62
	UK	17			17
	USA			14	14
HAY AND STRAW	GER	60			60
	NORW	28			28
	SWEDN	41			41
	UK	16			16
	USA	12			12
LUMBER TIMBER BOX ETC	JAPAN			340	340
	USA			549	549
PLYWOOD AND VENEER	USA			26	26
NEWSPRINT	NORW	57			57
	UK	38			38
PAPERBOARD PULPBOARD	JAPAN			2	2
PAPER OTHER	GER	10		3	13
	ITALY			10	10
	JAPAN			34	34
	NORW			1	1
	UK	15			15
	USA			1	1
CHEMICALS AND CHEM PROD	UK	3			3
COPPER BRASS BRONZE ETC	GER	25			25
GENERAL	DENMK	95			95
	GER	360	189		549
	ITALY			9	9
	JAPAN			86	86
	NORW	73			73
	SWEDN	55			55
	UK	47			47
ALL OTHER FREIGHT NOS	CAN	72			72
	UK	6			6
		2356	189	1458	4003
NICARAGUA					
BARLEY	USA			4	4
MALT	USA			330	330
	OTHER			111	111
FLOUR GRAIN	USA			6002	6002
	OTHER			343	343
CANNED FOODS	USA			8	8
OTHER MANUFACTURED FOOD	USA			3	3
BEVERAGES	CAN	12			12
NEWSPRINT	USA			657	657
	OTHER			100	100
PAPERBOARD PULPBOARD	USA			35	35
PAPER OTHER	USA			2	2
	OTHER			3	3
TEXTILE FABRICS	USA			1	1
FIREARMS AMMUNITION ETC	OTHER			1	1
GENERAL	USA			1	1
ALL OTHER FREIGHT NOS	CAN	300			300
	OTHER			93	93
		312		7694	8006

SHIPPING REPORT, 1959

TABLE 1. Cargoes Loaded at Canadian Ports for Foreign Countries, by Country of Destination, Kind of Cargo, Registry of Vessel and Geographic Area

Country of destination and kind of cargo	Registry ¹ of Vessel	At Atlantic and Lower St. Lawrence Ports, Montreal and below	At Great Lakes and Upper St. Lawrence Ports above Montreal	At Pacific Ports	Total
PANAMA AND CANAL ZONE					
MEAT FRESH FROZEN	UK	15			15
FISH FRESH FROZEN CURED	USA			3	3
WHEAT	JAPAN			268	268
OATS	USA			1159	1159
MALT	USA			774	774
FLOUR GRAIN	JAPAN			1022	1022
	USA			4440	4440
	OTHER			402	402
POTATOES	JAPAN			17	17
CANNED FOODS	JAPAN			1	1
	UK	13			13
	USA			6	6
OTHER MANUFACTURED FOOD	USA			29	29
BEVERAGES	USA			1	1
RUBBER	UK	2			2
VEGETABLE TEXTILE MATRL	NORW			308	308
	USA			309	309
ASBESTOS	UK	418			418
LUMBER TIMBER BOX ETC	JAPAN			15	15
PLYWOOD AND VENEER	USA			8	8
NEWSPRINT	DENMK	669			669
	NORW	456			456
	UK	228			228
PAPERBOARD PULPBOARD	NORW	4			4
	USA			6	6
PAPER OTHER	JAPAN			5	5
	UK	6			6
	USA			111	111
OTHER MFD WOOD PRODUCTS	JAPAN			5	5
TEXTILE FABRICS	JAPAN			18	18
	USA			18	18
CHEMICALS AND CHEM PROD	DENMK	47			47
	NORW	8		620	628
	UK	137			137
	OTHER			1054	1054
COPPER BRASS BRONZE ET	NORW		6		6
OTHER IRON AND STEEL	USA			4	4
ALUMINUM BARS ETC	DENMK	46			46
	UK	56			56
MACHINERY	USA			1	1
GENERAL	DENMK	706			706
	JAPAN			21	21
	LIBER	200			200
	NORW	3793			3793
	UK	2101	8		2109
	USA			8	8
	OTHER	401			401
ALL OTHER FREIGHT NOS	JAPAN			2	2
	NORW		2		2
		9306	16	10635	19957
PUERTO RICO					
MEAT CURED SALTED	LIBER	52			52
	OTHER	31			31
FISH FRESH FROZEN CURED	DENMK	30			30
	GER	25			25
	NORW	108			108
POTATOES	CAN	1100			1100
CANNED FOODS	PANAM			24	24
HAY AND STRAW	DENMK	45			45
	LIBER	100			100
LUMBER TIMBER BOX ETC	DENMK			3871	3871
	GER			9002	9002
	GREEK			4353	4353
	LIBER			14479	14479
	NORW			14211	14211
	PANAM			7243	7243
	SWEDN			3578	3578
	UK			10301	10301
	OTHER			10681	10681
PLYWOOD AND VENEER	LIBER			1	1

1. See page 118

SHIPPING REPORT, 1959

TABLE 1. Cargoes Loaded at Canadian Ports for Foreign Countries, by Country of Destination, Kind of Cargo, Registry of Vessel and Geographic Area

Country of destination and kind of cargo	Registry of Vessel	At Atlantic and Lower St. Lawrence Ports, Montreal and below	At Great Lakes and Upper St. Lawrence Ports above Montreal	At Pacific Ports	Total	
		Cargo tons (2000 lb.)				
NEWSPRINT	DENMK	1 783			1 783	
	ITALY	375			375	
	LIBER	3 506			3 506	
	NORW	1 028			1 028	
	UK	1 045			1 045	
	OTHER	1 013			1 013	
	CHEMICALS AND CHEM PROD OTHER IRON AND STEEL GLASSWARE AND CHINAWARE FIREARMS AMMUNITION ETC GENERAL	NORW	6			6
		GER			1 0	1 0
		DENMK	5			5
		CAN	31			31
		DENMK	1 979			1 979
		GER	2 069			2 069
		ITALY	904			904
		LIBER	4 646			4 646
		NORW	7 276			7 276
UK		5 567			5 567	
OTHER		1 292			1 292	
ALL OTHER FREIGHT NOS		CAN	78			78
		DENMK	28			28
		GER	46			46
		UK	10			10
	OTHER	6			6	
		34 184		7 775 4	111 938	
VIRGIN ISLANDS U S OTHER CRUDE NON MET MIN LUMBER TIMBER BOX ETC PLYWOOD AND VENEER NEWSPRINT GENERAL	DENMK			1	1	
	DENMK			280	280	
	DENMK			4	4	
	DENMK			6	6	
	DENMK			2	2	
				293	293	
VIRGIN ISLANDS BRITISH LUMBER TIMBER BOX ETC PLYWOOD AND VENEER NEWSPRINT	DENMK			150	150	
	DENMK			25	25	
	DENMK			7	7	
				182	182	
BARBADOS MEAT FRESH FROZEN MEAT CURED SALTED FISH FRESH FROZEN CURED FLOUR GRAIN OTHER MILL PRODUCTS CANNED FOODS LUMBER TIMBER BOX ETC NEWSPRINT PAPER OTHER ANIMAL OILS CHEMICALS AND CHEM PROD CONTAINERS EMPTY GENERAL	DENMK	1			1	
	LIBER	6			6	
	NETH	188			188	
	DENMK	30			30	
	LIBER	7			7	
	UK	41			41	
	USA	8			8	
	GER	89			89	
	GER	59			59	
	NETH	65			65	
	SWEDN	46			46	
	NORW			2	2	
	DENMK	1			1	
	JAPAN			32	32	
	NORW			1 488	1 488	
	DENMK	31			31	
	LIBER	34			34	
	UK	33			33	
	DENMK	1			1	
	LIBER	1			1	
	UK	3			3	
	DENMK	131			131	
	ITALY	29			29	
	LIBER	118			118	
	NETH	41			41	
UK	50			50		
DENMK	7			7		
LIBER	5			5		
DENMK	1			1		
DENMK	1 977			1 977		
GER	1 246			1 246		

SHIPPING REPORT, 1959

TABLE 1. Cargoes Loaded at Canadian Ports for Foreign Countries, by Country of Destination, Kind of Cargo, Registry of Vessel and Geographic Area

Country of destination and kind of cargo	Registry of Vessel	At Atlantic and Lower St. Lawrence Ports, Montreal and below	At Great Lakes and Upper St. Lawrence Ports above Montreal	At Pacific Ports	Total
BARBADOS CONT'D					
GENERAL CONT'D	ITALY	1 516			1 516
	LIBER	5 307			5 307
	NETH	48			48
	NORW	5 356			5 356
	SWEDN	25			25
	UK	4 504			4 504
	USA	42	241		283
	OTHER	2 229			2 229
ALL OTHER FREIGHT NOS	CAN	1			1
	USA	13			13
		23 290	241	1 522	25 053
JAMAICA					
MEAT FRESH FROZEN	JAPAN			20	20
	USA		5		5
MEAT CURED SALTED	JAPAN			82	82
	USA		27		27
	OTHER	14			14
FISH FRESH FROZEN CURED	DENMK	2 323			2 323
	GER	1 783			1 783
	JAPAN			76	76
	NORW	1 965			1 965
	SWEDN	1 456			1 456
	UK	137			137
OATS	GER	76			76
MALT	DENMK	402			402
FLOUR GRAIN	DENMK	4 144			4 144
	GER	2 733			2 733
	JAPAN			7 278	7 278
	NORW	3 215			3 215
	SWEDN	41			41
OTHER MILL PRODUCTS	JAPAN			5	5
APPLES	GER	22			22
FRUIT PULP ETC IN BULK	NORW	16			16
POTATOES	DENMK	100			100
	GER	483			483
	NORW	553			553
	SWEDN	247			247
OTHER VEGETABLES	GER	25			25
CANNED FOODS	DENMK	56			56
	GER	150			150
	JAPAN			66	66
	NORW	353			353
	UK	32			32
	USA		16		16
OTHER MANUFACTURED FOOD	DENMK	1			1
OTHER AGRICULTURAL PROD	JAPAN			2	2
HIDES	JAPAN			4	4
	DENMK	23			23
	JAPAN			62	62
OTHER CRUDE ANIMAL PROD	DENMK	37			37
OTHER CRUDE WOOD MATRL	SWEDN	13			13
LUMBER TIMBER BOX ETC	GER	61			61
	JAPAN			707	707
	NORW			380	380
	UK			494	494
PLYWOOD AND VENEER	JAPAN			1 137	1 137
NEWSPRINT	DENMK	739			739
	GER	1 093			1 093
	NORW	1 423			1 423
PAPER OTHER	DENMK	3			3
	GER	78			78
	JAPAN			664	664
	NORW	3			3
	OTHER	19			19
ANIMAL OILS	GER	80			80
	JAPAN			125	125
	NORW	127			127
	SWEDN	124			124
	UK	125			125
	OTHER	11			11

SHIPPING REPORT, 1959

TABLE 1. Cargoes Loaded at Canadian Ports for Foreign Countries, by Country of Destination, Kind of Cargo, Registry of Vessel and Geographic Area

Country of destination and kind of cargo	Registry of Vessel	At Atlantic and Lower St. Lawrence Ports, Montreal and below	At Great Lakes and Upper St. Lawrence Ports above Montreal	At Pacific Ports	Total
		Cargo tons (2000 lb.)			
CHEMICALS AND CHEM PROD	GER	17			17
	NORW	132			132
	SWEDN	18			18
	OTHER	110			110
IRON AND STEEL BAR ETC	UK			174	174
OTHER IRON AND STEEL	NORW	1			1
	USA		1		1
ALUMINUM BARS ETC	NORW	2			2
	USA		4		4
	OTHER	12			12
COPPER BRASS BRONZE ETC	USA		1		1
MACHINERY	NORW	1		31	32
AUTOS TRUCKS PARTS	USA		1		1
ELECTR EQUIP AND PARTS	USA		6		6
CONTAINERS EMPTY	JAPAN			29	29
GENERAL	DENMK	3890			3890
	GER	9136			9136
	ITALY	6717			6717
	JAPAN			14	14
	LIBER	119			119
	NORW	16218		1	16219
	SWEDN	1716			1716
	UK	1397			1397
	USA		36		36
ALL OTHER FREIGHT NOS	OTHER	6864			6864
	JAPAN			2	2
	USA	1	7		8
		70637	104	11353	82094
WINDWARD AND LEEWARD IS	LIBER	1			1
MEAT FRESH FROZEN	LIBER	3			3
MEAT CURED SALTED	NORW	8			8
FISH FRESH FROZEN CURED	USA			8	8
FLOUR GRAIN	JAPAN			205	205
	USA			100	100
POTATOES	CAN	2			2
OTHER VEGETABLES	CAN	20			20
LUMBER TIMBER BOX ETC	CAN	41			41
	DENMK	36			36
	JAPAN			20	20
	NORW			3465	3465
	USA			164	164
PLYWOOD AND VENEER	USA			3	3
PAPER OTHER	LIBER	2			2
	USA			40	40
OTHER MFD WOOD PRODUCTS	USA			1	1
ANIMAL OILS	UK	14			14
CHEMICALS AND CHEM PROD	UK	9			9
GENERAL	DENMK	2749			2749
	ITALY	1688			1688
	LIBER	6370			6370
	NETH	412			412
	NORW	14675			14675
	PANAM	625			625
	UK	910			910
	OTHER	3868			3868
		31433		4006	35439
TRINIDAD AND TOBAGO	LIBER	10			10
MEAT FRESH FROZEN	NETH	22			22
	USA			26	26
MEAT CURED SALTED	DENMK	5			5
	ITALY	7			7
	LIBER	8			8
	NETH				
	NORW	39			39
	OTHER	23			23
FISH FRESH FROZEN CURED	USA	6		303	309
OATS	GER	25			25
	USA	9			9

SHIPPING REPORT, 1959

TABLE 1. Cargoes Loaded at Canadian Ports for Foreign Countries, by Country of Destination, Kind of Cargo, Registry of Vessel and Geographic Area

Country of destination and kind of cargo	Registry ¹ of Vessel	At Atlantic and Lower St. Lawrence Ports, Montreal and below	At Great Lakes and Upper St. Lawrence Ports above Montreal	At Pacific Ports	Total
TRINIDAD AND TOBAGO CONTD					
FLOUR GRAIN					
	DENMK		2809		2809
	GER	1664	3039		4703
	NETH	288			288
	PANAM		683		683
	SWEDN	328			328
	USA	79		1333	1412
APPLES	GER	81			81
CANNED FOODS	USA			259	259
OTHER MANUFACTURED FOOD	USA		1		1
OTHER CRUDE NON MET MIN	GER	6188			6188
	NORW	3360			3360
LUMBER TIMBER BOX ETC	GER	538			538
	SWEDN			2075	2075
	USA			1001	1001
PLYWOOD AND VENEER	NORW			3	3
	USA			187	187
WOODPULP	USA			257	257
NEWSPRINT	DENMK	57			57
	GER	153			153
	ITALY	223			223
	LIBER	262			262
	NORW	763			763
	UK	10			10
	OTHER	321			321
PAPERBOARD PULPBOARD	USA			61	61
PAPER OTHER	DENMK	24			24
	LIBER	8			8
	UK	14			14
	USA			473	473
OTHER MFD WOOD PRODUCTS	USA			24	24
ANIMAL OILS	USA			11	11
CHEMICALS AND CHEM PROD	DENMK	92			92
	LIBER	59			59
	UK	28			28
	USA	126			126
PITCH TAR CREOSOTE	DENMK	10			10
OTHER IRON AND STEEL	USA			2	2
LEAD BARS ETC	USA			70	70
ELECTR EQUIP AND PARTS	DENMK	1			1
GENERAL	DENMK	1440			1440
	GER	4325	44		4369
	ITALY	6401			6401
	LIBER	4865			4865
	NETH	113			113
	NORW	13228			13228
	SWEDN	41			41
	UK	6521			6521
	USA	49	138	13	200
	OTHER	10446			10446
ALL OTHER FREIGHT NOS	CAN	1			1
	USA		4	3	7
		62261	6744	6075	75080
ARGENTINA					
APPLES	USA			9	9
RUBBER	SWEDN	33			33
OTHER CRUDE VEG PROD	SWEDN	11			11
	USA			12	12
ASBESTOS	GER	390			390
	SWEDN	905			905
	USA	2956			2956
NON FERROUS METAL SCRAP	JAPAN			25	25
	NORW			60	60
	USA			173	173
WOODPULP	NORW			938	938
	USA			3190	3190
NEWSPRINT	GER	925			925
	UK	13126			13126
PAPER OTHER	USA	34			34
CHEMICALS AND CHEM PROD	GER	18			18
	SWEDN	34			34
	UK	24			24
	USA	61		192	253

1. See page 118

SHIPPING REPORT, 1959

TABLE 1. Cargoes Loaded at Canadian Ports for Foreign Countries, by Country of Destination, Kind of Cargo, Registry of Vessel and Geographic Area

Country of destination and kind of cargo	Registry of Vessel	At Atlantic and Lower St. Lawrence Ports, Montreal and below	At Great Lakes and Upper St. Lawrence Ports above Montreal	At Pacific Ports	Total
		Cargo tons (2000 lb.)			
IRON AND STEEL BAR ETC	USA	300		140	440
OTHER IRON AND STEEL	SWEDN	2			2
ALUMINUM BARS ETC	GER	1136			1136
	SWEDN	345			345
	USA	1864			1864
COPPER BRASS BRONZE ETC	USA	5			5
LEAD BARS ETC	USA			20	20
MACHINERY	USA	59			59
	OTHER	450			450
GENERAL	GER	475			475
	NORW			11	11
	SWEDN	474			474
	USA	161		1	162
ALL OTHER FREIGHT NOS	USA	9			9
		23797		4771	28568
BOLIVIA					
OTHER MANUFACTURED FOOD	USA			1	1
				1	1
BRAZIL					
FISH FRESH FROZEN CURED	SWEDN	706			706
DAIRY PRODUCE AND EGGS	SWEDN	509			509
	USA	161			161
MALT	SWEDN	466			466
	USA	2108			2108
FLOUR GRAIN	OTHER			38	38
OTHER MANUFACTURED FOOD	USA	8			8
BEVERAGES	USA	2			2
RUBBER	SWEDN	15			15
	USA	84			84
COAL BITUMINOUS	SWEDN	164			164
ASBESTOS	GER	1409			1409
	SWEDN	1984			1984
	USA	4091			4091
CLAY AND BENTONITE	USA	192			192
PLYWOOD AND VENEER	USA			1	1
NEWSPRINT	GER	2042			2042
	SWEDN	3463			3463
	USA	3166			3166
PAPER OTHER	SWEDN	193			193
	USA	251		10	261
CHEMICALS AND CHEM PROD	GER	204			204
	SWEDN	273			273
	UK	7			7
	USA	635		13	648
COKE	UK	8000			8000
	USA	1846			1846
OTHER PETR AND COAL PR	USA	70			70
IRON ALLOYS	USA	102			102
IRON AND STEEL BAR ETC	SWEDN	13			13
RAILS AND FASTENINGS	LIBER	10313			10313
OTHER IRON AND STEEL	USA	10			10
ALUMINUM BARS ETC	GER	1222			1222
	SWEDN	980			980
	UK	19			19
	USA	3508			3508
LEAD BARS ETC	USA			70	70
ZINC BARS ETC	USA	42		556	598
OTHER NON FERROUS METAL	USA	49			49
BRICK	SWEDN	369			369
	USA	167			167
MACHINERY	JAPAN			25	25
	USA	143		6	149
ELECTR EQUIP AND PARTS	SWEDN	113			113
	USA	208			208
GENERAL	GER	4250			4250
	SWEDN	3596			3596
	USA	2958			2958
	OTHER	250			250
ALL OTHER FREIGHT NOS	USA	120			120
		60481		719	61200

SHIPPING REPORT, 1959

TABLE 1. Cargoes Loaded at Canadian Ports for Foreign Countries, by Country of Destination, Kind of Cargo, Registry of Vessel and Geographic Area

Country of destination and kind of cargo	Registry of Vessel	At Atlantic and Lower St. Lawrence Ports, Montreal and below	At Great Lakes and Upper St. Lawrence Parts above Montreal	At Pacific Ports	Total
CHILE					
WHEAT	OTHER			5 000	5 000
FLOUR GRAIN	NORW			587	587
	USA			25	25
CANNED FOODS	USA			2	2
OTHER MANUFACTURED FOOD	JAPAN			1	1
OTHER CRUDE VEG PROD	USA			138	138
	OTHER			10	10
ASBESTOS	DENMK	807			807
WOODPULP	JAPAN			880	880
	NORW			1808	1808
	USA			5479	5479
	OTHER			4184	4184
PAPER OTHER	JAPAN			4	4
	USA			35	35
TEXTILE FABRICS	USA			2	2
VEGETABLE OILS	USA			12	12
FERTILIZERS	OTHER			4046	4046
CHEMICALS AND CHEM PROD	NORW			78	78
	USA			19	19
IRON AND STEEL BAR ETC	NORW			49	49
	USA			101	101
OTHER IRON AND STEEL	USA			7	7
	OTHER			2	2
ALUMINUM BARS ETC	DENMK	123			123
	NORW	4			4
	UK	6			6
LEAD BARS ETC	USA			50	50
ZINC BARS ETC	JAPAN			50	50
	NORW			28	28
	USA			132	132
	OTHER			25	25
OTHER NON FERROUS METAL	USA			1	1
MACHINERY	OTHER			8	8
AUTOS TRUCKS PARTS	NORW			3	3
GLASSWARE AND CHINAWARE	JAPAN			7	7
	USA			2	2
CONTAINERS EMPTY	NORW			50	50
GENERAL	DENMK	567			567
	ITALY	606			606
	JAPAN			84	84
	NORW		60	10	70
	UK		3		3
	OTHER			399	399
ALL OTHER FREIGHT NOS	USA			49	49
		2113	63	23367	25543
COLOMBIA					
WHEAT	GREEK			8400	8400
	LIBER			10776	10776
	NORW			5208	5208
	OTHER			1	1
OATS	NETH			352	352
	NORW	60		701	761
	USA			1075	1075
MALT	GER			192	192
	NETH			222	222
	NORW	1365		687	2052
	USA			1556	1556
	OTHER			1584	1584
FLOUR GRAIN	NORW	10			10
	USA			1065	1065
	OTHER			376	376
OTHER MILL PRODUCTS	JAPAN			176	176
	NORW	61		525	586
	USA	60		1197	1257
OTHER MANUFACTURED FOOD	OTHER		573		573
OTHER CRUDE VEG PROD	USA			2	2
PULPWOOD AND CHIPS	JAPAN			605	605
	NETH			1211	1211
ASBESTOS	NORW	5804		51	5855
	OTHER			150	150

SHIPPING REPORT, 1959

TABLE 1. Cargoes Loaded at Canadian Ports for Foreign Countries, by Country of Destination, Kind of Cargo, Registry of Vessel and Geographic Area

Country of destination and kind of cargo	Registry of Vessel	At Atlantic and Lower St. Lawrence Ports, Montreal and below	At Great Lakes and Upper St. Lawrence Ports above Montreal	At Pacific Ports	Total
OTHER CRUDE NON MET MIN	GER	1 459			1 459
	NORW	500			500
IRON AND STEEL SCRAP	NORW		241		241
LEATHER	NORW	1			1
RUBBER FAB MATERIALS	NORW		1		1
WOODPULP	NETH			551	551
	NORW	680		4430	5110
	USA			12255	12255
	OTHER			1102	1102
NEWSPRINT	NETH			162	162
	NORW	16182	2	208	16392
	USA	1981		55	2036
	OTHER			51	51
PAPERBOARD PULPBOARD	NORW	167			167
	USA			2	2
PAPER OTHER	NETH			31	31
	NORW	67		11	78
	USA			41	41
	OTHER			238	238
VEGETABLE OILS	NORW	6			6
FERTILIZERS	LIBER			12621	12621
	PANAM			11023	11023
	OTHER			2205	2205
CHEMICALS AND CHEM PROD	NORW	915	45	1024	1984
	USA	13		426	439
	OTHER			2	2
IRON ALLOYS	NORW	232	15		247
	USA	23			23
IRON AND STEEL BAR ETC	GER		1099		1099
	NORW	220	1374		1594
	OTHER		446		446
COPPER BRASS BRONZE ET	NORW		36		36
OTHER IRON AND STEEL	NORW	158	2		160
	USA	2	1		3
	OTHER			2	2
ALUMINUM BARS ETC	DENMK	11			11
	NORW	171			171
COPPER BRASS BRONZE ETC	NORW	57			57
	USA		3		3
OTHER NON MET MIN PROD	NORW		1		1
MACHINERY	NORW	527	68		595
	PANAM	115			115
	UK	35			35
CONTAINERS EMPTY	NORW	22			22
	OTHER	178			178
GENERAL	DENMK	93			93
	GER		34		34
	NETH			1	1
	NORW	4007	236	10	4253
	USA	489	67	1	557
ALL OTHER FREIGHT NOS	NORW	27	82		109
	OTHER		5		5
		35698	4331	82564	122593
ECUADOR					
FISH FRESH FROZEN CURED	NORW			1	1
WHEAT	GREEK			6000	6000
	JAPAN			2834	2834
	LIBER			16128	16128
	NETH			2419	2419
	NORW			361	361
	OTHER			8979	8979
OATS	NORW			108	108
	USA			54	54
OTHER GRAIN	OTHER			127	127
FLOUR GRAIN	OTHER			242	242
OTHER MILL PRODUCTS	GER			38	38
	NETH			66	66
	NORW			509	509
	USA			111	111
	OTHER			163	163

SHIPPING REPORT, 1959

TABLE 1. Cargoes Loaded at Canadian Ports for Foreign Countries, by Country of Destination, Kind of Cargo, Registry of Vessel and Geographic Area

Country of destination and kind of cargo	Registry ¹ of Vessel	At Atlantic and Lower St. Lawrence Ports, Montreal and below	At Great Lakes and Upper St. Lawrence Ports above Montreal	At Pacific Ports	Total
ECUADOR CONTD					
APPLES	NORW			14	14
CANNED FOODS	NETH			1	1
	NORW			1	1
OTHER MANUFACTURED FOOD	OTHER			53	53
NEWSPRINT	GER			20	20
	NETH			187	187
	NORW	2063		632	2695
	OTHER			436	436
PAPER OTHER	NORW			55	55
	USA			2	2
	OTHER			5	5
ANIMAL OILS	USA			86	86
	OTHER			28	28
CHEMICALS AND CHEM PROD	NORW	9	5		14
IRON AND STEEL BAR ETC	NORW	1			1
OTHER IRON AND STEEL	NORW		17		17
ALUMINUM BARS ETC	NORW	48			48
MACHINERY	NORW	160		1	161
AUTOS TRUCKS PARTS	NORW	18			18
ELECTR EQUIP AND PARTS	NORW	4			4
GLASSWARE AND CHINAWARE	NORW	6			6
GENERAL	DENMK	92			92
	NORW	315	11	20	346
ALL OTHER FREIGHT NOS	GER			3	3
	NORW	64		3	67
		2780	33	39687	42500
GUIANA BRITISH					
MEAT CURED SALTED	DENMK	12			12
	NETH	3			3
FISH FRESH FROZEN CURED	GER	1			1
FLOUR GRAIN	DENMK		3847		3847
	NORW		24		24
	PANAM		1180		1180
	SWEDN	42			42
OTHER MILL PRODUCTS	NETH	73			73
LUMBER TIMBER BOX ETC	NETH	45			45
PLYWOOD AND VENEER	JAPAN			2	2
NEWSPRINT	DENMK	82			82
	ITALY	30			30
	NORW	130			130
	UK	306			306
	OTHER	29			29
PAPER OTHER	DENMK	1			1
	ITALY	4			4
	JAPAN			1	1
	NORW	27			27
	UK	12			12
CHEMICALS AND CHEM PROD	DENMK	45			45
	UK	6			6
COKE	NORW	3			3
GENERAL	DENMK	2128			2128
	GER	3424			3424
	ITALY	2975			2975
	LIBER	1616			1616
	NETH	90			90
	NORW	4675	550		5225
	SWEDN	58			58
	UK	2221			2221
	USA	166			166
	OTHER	5019			5019
ALL OTHER FREIGHT NOS	CAN	166			166
		23389	5609	3	29001
GUIANA FRENCH					
FLOUR GRAIN	GER	20			20
		20			20

1. See page 118

SHIPPING REPORT, 1959

TABLE 1. Cargoes Loaded at Canadian Ports for Foreign Countries, by Country of Destination, Kind of Cargo, Registry of Vessel and Geographic Area

Country of destination and kind of cargo	Registry of Vessel	At Atlantic and Lower St. Lawrence Ports, Montreal and below	At Great Lakes and Upper St. Lawrence Parts above Montreal	At Pacific Ports	Total
PERU					
WHEAT	JAPAN			4 480	4 480
	LIBER			10 723 4	10 723 4
BARLEY	NORW			2 200	2 200
OATS	NORW			1	1
	USA			5	5
	OTHER			3	3
MALT	NETH			275	275
	NORW			4 934	4 934
	USA			1 108	1 108
	OTHER			500	500
OTHER MILL PRODUCTS	USA			3	3
OTHER MANUFACTURED FOOD	NORW	160	2		162
	USA			12	12
IRON AND STEEL SCRAP	NORW		106		106
LUMBER TIMBER BOX ETC	LIBER			48	48
	USA			69	69
	OTHER			32	32
PLYWOOD AND VENEER	NORW			5	5
	USA			1	1
WOODPULP	NORW			220	220
	USA			5 189	5 189
	OTHER			220	220
NEWSPRINT	DENMK	472			472
	NORW	3 522			3 522
PAPERBOARD PULPBOARD	USA			6	6
TEXTILE FABRICS	NORW	6			6
	USA			1	1
ANIMAL OILS	NORW			15	15
	USA			32	32
FERTILIZERS	OTHER			1 112 5	1 112 5
CHEMICALS AND CHEM PROD	NETH			20	20
	NORW	47		13	60
	USA			1	1
	OTHER			31	31
IRON AND STEEL BAR ETC	NORW		160	4	164
OTHER IRON AND STEEL	NORW		7		7
ALUMINUM BARS ETC	DENMK	25			25
	NORW	41			41
LEAD BARS ETC	NORW			33	33
	USA			22	22
MACHINERY	LIBER			52	52
	NETH			1	1
	NORW			5	5
	USA			7	7
AUTOS TRUCKS PARTS	NETH	170			170
	NORW		20		20
CONTAINERS EMPTY	NORW			7	7
GENERAL	DENMK	664			664
	JAPAN			2	2
	NORW	1 136	294		1 432
	USA			1	1
ALL OTHER FREIGHT NOS	NORW	19	5		26
	USA			10	10
	OTHER			4	4
		6 262	594	13 793 5	14 479 1
SURINAM					
FLOUR GRAIN	DENMK	30			30
	SWEDN	47			47
OTHER MILL PRODUCTS	DENMK	7			7
GENERAL	DENMK	16			16
	GER	30			30
	NETH	8			8
	SWEDN	6			6
	UK	31			31
ALL OTHER FREIGHT NOS	CAN	273			273
		448			448

SHIPPING REPORT, 1959

TABLE 1. Cargoes Loaded at Canadian Ports for Foreign Countries, by Country of Destination, Kind of Cargo, Registry of Vessel and Geographic Area

Country of destination and kind of cargo	Registry ¹ of Vessel	At Atlantic and Lower St. Lawrence Ports, Montreal and below	At Great Lakes and Upper St. Lawrence Ports above Montreal	At Pacific Ports	Total
URUGUAY					
POTATOES	NORW	6 193			6 193
	SWEDN	3 572			3 572
	UK	6 090			6 090
CANNED FOODS	USA			1	1
ASBESTOS	NORW	2 02			2 02
	SWEDN	2 05			2 05
	USA	3 37			3 37
WOODPULP	NORW			9 8	9 8
TEXTILE FABRICS	USA	3			3
CHEMICALS AND CHEM PROD	USA	1 35			1 35
ALUMINUM BARS ETC	GER	1 00			1 00
	SWEDN	5 62			5 62
	USA	4 61			4 61
LEAD BARS ETC	NORW			2 81	2 81
	USA			1 02	1 02
AUTOS TRUCKS PARTS	SWEDN	2			2
GENERAL	GER	2 36			2 36
	SWEDN	91			91
	USA	25			25
ALL OTHER FREIGHT NOS	USA			1	1
		18 214		4 83	18 697
VENEZUELA					
CATTLE AND CALVES	USA	54			54
FISH FRESH FROZEN CURED	USA			11 0	11 0
DAIRY PRODUCE AND EGGS	DENMK	1 19			1 19
	GER	7 67			7 67
	NETH	2 74			2 74
	SWEDN	7 0			7 0
WHEAT	DENMK	1 400			1 400
	GER	6 30	13 556		14 186
	GREEK	2 864			2 864
	ITALY			11 760	11 760
	JAPAN			2 240	2 240
	LIBER			6 625	6 625
	NORW			1 182 0	1 182 0
	PANAM		1 850	1 137 9	13 229
	SWEDN	5 90			5 90
	UK	11 288	5 343	1 650	18 281
	USA			2 352	2 352
	OTHER	2 600	1 809 9	2 352	23 051
OATS	DENMK	7 8			7 8
	JAPAN			4	4
	SWEDN	4 8			4 8
	USA			6 6	6 6
MALT	GER	1 40			1 40
	NORW	8 4			8 4
OTHER MILL PRODUCTS	DENMK	3 09			3 09
	GER	2 10			2 10
	JAPAN			2 7	2 7
	NETH	2 16			2 16
	NORW	1 23			1 23
	SWEDN	1 13			1 13
	USA		10	1	11
APPLES	USA			1 48	1 48
POTATOES	GER	1 080			1 080
	NORW	1 960			1 960
	OTHER	6 631			6 631
CANNED FOODS	GER	3			3
	JAPAN			3 4	3 4
	USA			1 31	1 31
OTHER MANUFACTURED FOOD	DENMK	1 6			1 6
	GER	6 6			6 6
	USA			1	1
BEVERAGES	GER	1 3			1 3
PULPWOOD AND CHIPS	JAPAN			7 28	7 28
VEGETABLE TEXTILE MATRL	NORW	1 9			1 9
ASBESTOS	DENMK	3 53			3 53
	GER	3 0			3 0
	LIBER	2 00			2 00
	NETH	1 35			1 35

1. See page 118

SHIPPING REPORT, 1959

TABLE 1. Cargoes Loaded at Canadian Ports for Foreign Countries, by Country of Destination, Kind of Cargo, Registry of Vessel and Geographic Area

Country of destination and kind of cargo	Registry ¹ of Vessel	At Atlantic and Lower St. Lawrence Ports, Montreal and below	At Great Lakes and Upper St. Lawrence Parts above Montreal	At Pacific Ports	Total
		Cargo tons (2000 lb.)			
ASBESTOS CONTD	NORW	202			202
	SWEDN	151			151
	USA	247			247
OTHER CRUDE NON MET MIN	GER	7973			7973
	NORW	3977			3977
WASTE MATERIALS N O S	USA	286		100	386
LUMBER TIMBER BOX ETC	JAPAN			2657	2657
	LIBER			4195	4195
	PANAM			2838	2838
	UK			1980	1980
	USA			2638	2638
	OTHER			4580	4580
PLYWOOD AND VENEER	USA			33	33
WOODPULP	JAPAN			2327	2327
	NETH			110	110
	NORW	60			60
	USA			12125	12125
NEWSPRINT	DENMK	219			219
	GER	1341			1341
	ITALY	943			943
	JAPAN			298	298
	LIBER	812			812
	NETH	256			256
	NORW	3546			3546
	SWEDN	274			274
PAPERBOARD PULPBOARD	USA	580		1199	1779
PAPER OTHER	USA			350	350
	GER	142			142
	JAPAN			16	16
	NORW	4			4
	SWEDN	71			71
	USA			8	8
OTHER MFD WOOD PRODUCTS	NORW	20			20
TEXTILE FABRICS	NORW		3		3
	USA			670	670
CHEMICALS AND CHEM PROD	DENMK	102			102
	GER	367			367
	ITALY	41			41
	JAPAN			242	242
	LIBER	45			45
	NORW	454	2171		2605
	USA	209	8	1934	2151
PITCH TAR CREOSOTE	DENMK	10			10
	NORW	1			1
IRON AND STEEL BAR ETC	GER	2282			2282
	LIBER	3160			3160
	SWEDN	198			198
	USA			159	159
RAILS AND FASTENINGS	NORW	2745			2745
OTHER IRON AND STEEL	USA	13	3		16
	OTHER			7	7
ALUMINUM BARS ETC	ITALY	53			53
	LIBER	74			74
	NORW	488			488
COPPER BRASS BRONZE ETC	NORW	3			3
	USA	29	90		119
LEAD BARS ETC	USA			72	72
MACHINERY	GER	176			176
	NORW		2		2
	UK	3			3
	USA	3	4	64	71
AUTOS TRUCKS PARTS	USA		1		1
ELECTR EQUIP AND PARTS	GER	118			118
FIREARMS AMMUNITION ETC	CAN	223			223
CONTAINERS EMPTY	GER	50			50
GENERAL	DENMK	1258			1258
	GER	853	1301		2154
	ITALY	3105	427		3532
	JAPAN			2	2
	LIBER	10006			10006
	NETH	144	228		372
	NORW	22432	4369		26801
	SWEDN	132			132

SHIPPING REPORT, 1959

TABLE 1. Cargoes Loaded at Canadian Ports for Foreign Countries, by Country of Destination, Kind of Cargo, Registry of Vessel and Geographic Area

Country of destination and kind of cargo	Registry of Vessel	At Atlantic and Lower St. Lawrence Ports, Montreal and below	At Great Lakes and St. Lawrence Ports above Montreal	At Pacific Ports	Total
		in thousands of tons (2000 lb.)			
VENEZUELA CONTD					
GENERAL CONTD	UK	4 476			4 476
	USA	491	591	128	1310
	OTHER	2 285			2 285
ALL OTHER FREIGHT NOS	CAN	334			334
	GER	4			4
	ITALY	5			5
	LIBER	2			2
	NORW	41			41
	UK	2			2
	USA	6	8	2	16
		1 09990	4 64	90162	2 48316
AUSTRALIA					
MEAT FRESH FROZEN	OTHER			2	2
FISH FRESH FROZEN CURED	GER			4	4
	NORW			24	24
CANNED FOODS	DENMK			13	13
	GER			4	4
	NORW			14	14
	SWEDN			271	271
	UK	603		2	605
	USA			76	76
OTHER MANUFACTURED FOOD	OTHER			3	3
	NORW			3	3
	SWEDN			3	3
OTHER CRUDE ANIMAL PROD	UK	5			5
	NORW			42	42
	SWEDN			5	5
RUBBER	UK	318			318
PULPWOOD AND CHIPS	UK			1	1
WOOL	UK	28			28
ASBESTOS	DENMK			400	400
	GER			725	725
	ITALY			221	221
	SWEDN			3975	3975
	UK	13982		682	14664
NON FERROUS METAL SCRAP	NORW			61	61
LUMBER TIMBER BOX ETC	DENMK			1885	1885
	GER			7206	7206
	ITALY			2020	2020
	LIBER			809	809
	NORW			12157	12157
	SWEDN			29465	29465
	UK	11		35737	35748
	USA			9631	9631
PLYWOOD AND VENEER	OTHER			31402	31402
WOODPULP	OTHER			152	152
	DENMK			59	59
	GER			840	840
	ITALY			560	560
	NORW			1624	1624
	SWEDN			840	840
	UK	68		3345	3413
	USA			1399	1399
NEWSPRINT	OTHER			5320	5320
	GER			786	786
	ITALY			1151	1151
	NORW	2719		1221	3940
	SWEDN			1131	1131
	UK	77207		2961	80168
	USA			1520	1520
PAPER OTHER	OTHER			8104	8104
TEXTILE FABRICS	UK	80			80
	SWEDN			17	17
FERTILIZERS	UK	9			9
CHEMICALS AND CHEM PROD	GER			25	25
	DENMK			65	65
	GER			8	8
	NORW			9	9
	SWEDN			214	214
IRON AND STEEL BAR ETC	UK	2241			2241
	UK	307			307

1. See page 118

SHIPPING REPORT, 1959

TABLE 1. Cargoes Loaded at Canadian Ports for Foreign Countries, by Country of Destination, Kind of Cargo, Registry of Vessel and Geographic Area

Country of destination and kind of cargo	Registry of Vessel	At Atlantic and Lower St. Lawrence Ports, Montreal and below	At Great Lakes and Upper St. Lawrence Ports above Montreal	At Pacific Ports	Total
		Cargo tons (2000 lb.)			
OTHER IRON AND STEEL	UK	47			47
ALUMINUM BARS ETC	DENMK			900	900
	GER			573	573
	SWEDN			280	280
	UK	11776		1966	13742
	USA			841	841
COPPER BRASS BRONZE ETC	UK	291			291
NICKEL BARS ETC	UK	17			17
MACHINERY	SWEDN			1	1
	UK	191		7	198
	OTHER			24	24
AUTOS TRUCKS PARTS	GER			46	46
	UK	7293			7293
	OTHER			1	1
GENERAL	DENMK			6	6
	ITALY			12	12
	NORW			2	2
	SWEDN			59	59
	UK	3030		584	3614
	USA			2307	2307
	OTHER			449	449
ALL OTHER FREIGHT NOS	UK	113			113
	OTHER			7	7
		120336		176259	296595
FIJI					
FLOUR GRAIN	NORW			41	41
CANNED FOODS	NORW			12	12
LUMBER TIMBER BOX ETC	NORW			1037	1037
	OTHER			4919	4919
PLYWOOD AND VENEER	NORW			14	14
	OTHER			33	33
PAPER OTHER	NORW			16	16
OTHER IRON AND STEEL	NORW			1	1
MACHINERY	NORW			1	1
GENERAL	NORW			1	1
	UK			438	438
	OTHER			64	64
ALL OTHER FREIGHT NOS	NORW			11	11
				6588	6588
NEW ZEALAND					
FISH FRESH FROZEN CURED	UK	17			17
	OTHER			4	4
APPLES	UK	540			540
CANNED FOODS	UK	189		246	435
	OTHER			42	42
OTHER MANUFACTURED FOOD	OTHER			1	1
TOBACCO	UK	213			213
RUBBER	UK	318			318
OTHER CRUDE VEG PROD	UK			46	46
ASBESTOS	GER			167	167
	ITALY			165	165
	UK	932		281	1213
RUBBER FAB MATERIALS	UK	10			10
LUMBER TIMBER BOX ETC	UK			20	20
	OTHER			8058	8058
PLYWOOD AND VENEER	OTHER			75	75
NEWSPRINT	OTHER	7614			7614
	OTHER			296	296
PAPER OTHER	UK	787			787
OTHER MFD WOOD PRODUCTS	UK	635		102	737
TEXTILE FABRICS	UK	9			9
FERTILIZERS	OTHER			10	10
CHEMICALS AND CHEM PROD	UK	193		25	218
PETROLEUM OILS	UK	826			826
IRON PIG AND BLOOM	UK	16			16
IRON AND STEEL BAR ETC	UK	229			229
OTHER IRON AND STEEL	UK	66			66
ALUMINUM BARS ETC	UK	1137			1137
COPPER BRASS BRONZE ETC	UK	101			101

SHIPPING REPORT, 1959

TABLE 1. Cargoes Loaded at Canadian Ports for Foreign Countries, by Country of Destination, Kind of Cargo, Registry of Vessel and Geographic Area

Country of destination and kind of cargo	Registry of Vessel	At Atlantic and Lower St. Lawrence Ports, Montreal and below	At Great Lakes and Upper St. Lawrence Ports above Montreal	At Pacific Ports	Total
NEW ZEALAND CONTD					
MACHINERY	GER			3	3
	UK	543			543
	OTHER			8	8
AUTOS TRUCKS PARTS	UK	743			743
	OTHER			4	4
GENERAL	UK	2709		201	2910
	USA			66	66
	OTHER			1745	1745
ALL OTHER FREIGHT NOS	UK	287			287
		18114		11565	29679
OCEANIA OTHER BRITISH					
FLOUR GRAIN	NORW			38	38
CANNED FOODS	NORW			18	18
LUMBER TIMBER BOX ETC	NORW			1714	1714
ALL OTHER FREIGHT NOS	NORW			2	2
				1772	1772
OCEANIA FRENCH					
FLOUR GRAIN	NORW			13	13
CANNED FOODS	NORW			40	40
LUMBER TIMBER BOX ETC	NORW			829	829
PAPERBOARD PULPBOARD	NORW			136	136
OTHER IRON AND STEEL	NORW			1	1
MACHINERY	NORW			1	1
ALL OTHER FREIGHT NOS	NORW			15	15
				1035	1035
HAWAII					
MEAT FRESH FROZEN	UK			4	4
	USA			14	14
MEAT CURED SALTED	USA			1	1
FISH FRESH FROZEN CURED	GER			2	2
BARLEY	GER			998	998
	NORW			588	588
	USA			1120	1120
MALT	NORW			60	60
	USA			90	90
OTHER MILL PRODUCTS	NORW			130	130
CANNED FOODS	USA			5	5
BEVERAGES	OTHER			1	1
OTHER CRUDE ANIMAL PROD	GER			76	76
	NORW			85	85
	UK			16	16
	USA			75	75
	OTHER			16	16
OTHER CRUDE VEG PROD	GER			3	3
	NORW			8	8
	UK			2	2
	USA			19	19
	OTHER			3	3
LUMBER TIMBER BOX ETC	GER			1920	1920
	NORW			1162	1162
	UK			715	715
	USA			1978	1978
	OTHER			78	78
NEWSPRINT	GER			3637	3637
	NORW			1456	1456
	UK			4941	4941
	USA			7856	7856
	OTHER			1091	1091
FERTILIZERS	NORW			500	500
	USA			2958	2958
IRON AND STEEL BAR ETC	GER			1291	1291
	NORW			1102	1102
	USA			4773	4773
	OTHER			5	5
OTHER IRON AND STEEL	GER			7	7
	USA			8	8
BRICK	NORW			40	40

SHIPPING REPORT, 1959

TABLE 1. Cargoes Loaded at Canadian Ports for Foreign Countries, by Country of Destination, Kind of Cargo, Registry of Vessel and Geographic Area

Country of destination and kind of cargo	Registry of Vessel	At Atlantic and Lower St. Lawrence Ports, Montreal and below	At Great Lakes and Upper St. Lawrence Ports above Montreal	At Pacific Ports	Total
MACHINERY	GER			1	1
	UK			4	4
	USA			3	3
AUTOS TRUCKS PARTS	NORW			2	2
	USA			12	12
	OTHER			1	1
ELECTR EQUIP AND PARTS GENERAL	GER			44	44
	UK			33	33
	USA			82	82
	OTHER			1	1
ALL OTHER FREIGHT NOS	GER			170	170
	UK			1	1
	USA			12	12
	OTHER			1	1
				3920	3920
OCEANIA UNITED STATES					
WHEAT	NORW			1758	1758
FLOUR GRAIN	NORW			10	10
	USA			224	224
CANNED FOODS	NORW			52	52
BEVERAGES	USA			42	42
LUMBER TIMBER BOX ETC	NORW			4000	4000
PLYWOOD AND VENEER	NORW			30	30
PAPERBOARD PULPBOARD	NORW			2	2
PAPER OTHER	NORW			8	8
	USA			9	9
TEXTILE FABRICS	NORW			1	1
GENERAL	NORW			1	1
	UK			21	21
ALL OTHER FREIGHT NOS	NORW			1	1
				6159	6159
AZORES AND MADEIRA					
GENERAL	OTHER	20			20
		20			20
BELGIUM AND LUXEMBOURG					
FISH FRESH FROZEN CURED	CAN			21	21
	DENMK			1	1
	GER			8	8
	NETH			150	150
	NORW			9	9
	SWEDN			12	12
	UK	52		79	131
	OTHER			16	16
DAIRY PRODUCE AND EGGS	GER	393	577		970
	NORW		61		61
WHEAT	CAN			1646	1646
	GER	88415		46461	134876
	GREEK	30717	5233	41904	77854
	ITALY	22822			22822
	JAPAN			5416	5416
	LIBER	21488	5463	10931	37882
	NETH	5627		7436	13063
	NORW	58998		24326	83324
	PANAM	5017	7230		12247
	SWEDN			3720	3720
	UK	61177		5920	67097
	OTHER		7200	26932	34132
CORN	GER	940			940
	GREEK	1204			1204
	NORW	500			500
	UK	6525			6525
	OTHER	3073	1680		4753
BARLEY	GER			2464	2464
	GREEK			4032	4032
	JAPAN			970	970
	NETH			1624	1624
	NORW	1200			1200

SHIPPING REPORT, 1959

TABLE 1. Cargoes Loaded at Canadian Ports for Foreign Countries, by Country of Destination, Kind of Cargo, Registry of Vessel and Geographic Area

Country of destination and kind of cargo	Registry ¹ of Vessel	At Atlantic and Lower St. Lawrence Ports, Montreal and below	At Great Lakes and Upper St. Lawrence Ports above Montreal	At Pacific Ports	Total
BELGIUM AND LUXEMBOURG CONTD					
BARLEY CONTD	UK	635		8678	9313
	OTHER			1176	1176
OATS	DENMK			560	560
	GER			672	672
	PANAM		561		561
	SWEDN			280	280
	UK	1652			1652
	OTHER		1122		1122
FLOUR GRAIN	GER	2217			2217
	NORW	630		479	1109
FRUIT PULP ETC IN BULK	NORW	2410			2410
POTATOES	GER	170			170
PEAS AND BEANS DRIED	GER	110			110
CANNED FOODS	DENMK			1	1
	GER			295	303
	NORW			300	300
	SWEDN	1		348	349
	OTHER			17	17
OTHER MANUFACTURED FOOD	GER	6			6
	NORW	2		28	30
	SWEDN	20			20
BEVERAGES	GER		14		14
	NORW		13		13
	SWEDN		17		17
TOBACCO	GER		78		78
	NORW		11		11
	SWEDN	17			17
HIDES	GER	19			19
	NORW			80	80
SEEDS	GER			2	2
	NORW			5	5
FLAXSEED	CAN			526	526
	DENMK			2240	2240
	GREEK		3933	2240	6173
	ITALY	1550			1550
	LIBER		1680		1680
	NETH			4532	4532
	NORW	3472		2800	6272
	SWEDN			2016	2016
	UK	8599		560	9159
	GREEK			168	168
RAPESEED	ITALY	1769			1769
SOYA BEANS	UK	5811			5811
	GER			1134	1134
	NETH			841	841
	SWEDN			1092	1092
RUBBER	NETH		28		28
	NORW		44		44
PULPWOOD AND CHIPS	DENMK	3270			3270
VEGETABLE TEXTILE MATRL	GER	44			44
IRON ORE	NORW	14356			14356
	SWEDN	77202			77202
LEAD AND ZINC ORE ETC	GER		6169		6169
	LIBER	20732			20732
	NORW	20476			20476
	SWEDN	12845			12845
ASBESTOS	DENMK	80			80
	GER	25531		10	25541
	NETH	566			566
	NORW	949		300	1249
	SWEDN	298			298
	UK	413			413
OTHER CRUDE NON MET MIN	GER	91			91
SLAG	NORW	16968			16968
IRON AND STEEL SCRAP	GER		7025		7025
	GREEK	3336			3336
	NORW	3000			3000
NON FERROUS METAL SCRAP	GER			6	6
WASTE MATERIALS N O S	GER	35			35
LUMBER TIMBER BOX ETC	DENMK			689	689
	GER			3445	3445
	NETH			75	75
	SWEDN			995	995

1. See page 118

SHIPPING REPORT, 1959

TABLE 1. Cargoes Loaded at Canadian Ports for Foreign Countries, by Country of Destination, Kind of Cargo, Registry of Vessel and Geographic Area

Country of destination and kind of cargo	Registry of Vessel	At Atlantic and Lower St. Lawrence Ports, Montreal and below	At Great Lakes and Upper St. Lawrence Ports above Montreal	At Pacific Ports	Total
		Cargo tons (2000 lb.)			
LUMBER BOX ETC CONTD	UK			1335	1335
PLYWOOD AND VENEER	GER			4	4
WOODPULP	DENMK			576	576
	GER	36		1292	1328
	NETH			1925	1925
	NORW			1846	1846
	UK			159	159
	OTIER			511	511
NEWSPRINT	GER	110			110
	UK	55			55
PAPERBOARD PULPBOARD	NORW	3			3
OTHER MFD WOOD PRODUCTS	SWEDN	1			1
TEXTILE FABRICS	GER	1			1
CHEMICALS AND CHEM PROD	GER	17	439		456
	OTIER	20			20
IRON PIG AND BLOOM	NORW	6460			6460
IRON AND STEEL BAR ETC	GER		58		58
OTHER IRON AND STEEL	GER			37	37
	UK		233		233
ALUMINUM BARS ETC	GER	27			27
	NORW	7441			7441
	OTIER	226			226
COPPER BRASS BRONZE ETC	SWEDN	500			500
NICKEL BARS ETC	GER		2312		2312
ZINC BARS ETC	GER		86		86
	NETH	32			32
	NORW		440		440
	SWEDN			23	23
	OTIER	84			84
OTHER NON FERROUS METAL	GER		641		641
	NORW		739		739
BRICK	DENMK	67			67
OTHER NON MET MIN PROD	GER		303		303
MACHINERY	GER	66			66
	SWEDN	1			1
AUTOS TRUCKS PARTS	GER	661	8		669
	NETH		1		1
	NORW	5	6		11
	SWEDN	14	5		19
	UK	6			6
ELECTR EQUIP AND PARTS	GER	1		1	2
FIREARMS AMMUNITION ETC	GER	127			127
	NETH	36			36
	NORW	202			202
	SWEDN	124			124
	UK			89	89
GENERAL	DENMK	167	240		407
	GER	16421	2796	15	19232
	LIBER	2000			2000
	NETH	2666	162	4	2832
	NORW	30658	640	35	31333
	SWEDN	1312	118	343	1773
	UK	7747			7747
	OTIER	116	54		170
ALL OTHER FREIGHT NOS	GER	1	4		5
	NORW		2		2
	SWEDN		4		4
	UK	10			10
		614853	57438	228863	901154
DENMARK					
MEAT FRESH FROZEN	DENMK			6	6
FISH FRESH FROZEN CURED	DENMK			3	3
	SWEDN	1			1
DAIRY PRODUCE AND EGGS	NORW	301			301
	SWEDN	4720			4720
WHEAT	DENMK			728	728
	LIBER	4785			4785
	PANAM	3375			3375
CORN	DENMK	1359			1359
	LIBER	4458			4458
BARLEY	UK	2500			2500

SHIPPING REPORT, 1959

TABLE 1. Cargoes Loaded at Canadian Ports for Foreign Countries, by Country of Destination, Kind of Cargo, Registry of Vessel and Geographic Area

Country of destination and kind of cargo	Registry of Vessel	At Atlantic and Lower St. Lawrence Ports, Montreal and below	Great Lakes and Upper St. Lawrence Ports above Montreal	At Pacific Ports	Total
DENMARK CONTD					
RYE	NETH			1 009	1 009
FLOUR GRAIN	DENMK			59	59
CANNED FOODS	SWEDN			2	2
OTHER MANUFACTURED FOOD	SWEDN	13			13
BEVERAGES	NORW	2	14		16
	SWEDN	14	28		42
FLAXSEED	DENMK	3 861			3 861
RUBBER	NORW		54		54
ASBESTOS	NORW	2 155			2 155
	SWEDN	3 808			3 808
LUMBER TIMBER BOX ETC	DENMK			31	31
PAPERBOARD PULPBOARD	SWEDN	1			1
OTHER MFD WOOD PRODUCTS	OTHER	5			5
TEXTILE FABRICS	NORW	7			7
	SWEDN	7			7
ALUMINUM BARS ETC	SWEDN	1			1
LEAD BARS ETC	DENMK			336	336
	SWEDN			896	896
ZINC BARS ETC	DENMK			112	112
	SWEDN			336	336
MACHINERY	SWEDN	16			16
AUTOS TRUCKS PARTS	SWEDN	40	11	1	52
FIREARMS AMMUNITION ETC	GER	159			159
	SWEDN	44			44
GENERAL	DENMK	9		14	23
	GER		9		9
	NORW	5 031	1 625		6 656
	SWEDN	3 076	1 158	6	4 240
	OTHER	4			4
ALL OTHER FREIGHT NOS	DENMK			2	2
	NORW		22		22
	SWEDN	14			14
		39 766	2 921	3 541	46 228
IRE					
FISH FRESH FROZEN CURED	DENMK			47	47
WHEAT	UK	21 740			21 740
	OTHER	48 990			48 990
CORN	OTHER	2 544			2 544
APPLES	DENMK			45	45
	NORW			36	36
CANNED FOODS	DENMK			14	14
	UK	13			13
OTHER MANUFACTURED FOOD	UK	20			20
OTHER AGRICULTURAL PROD	UK	91			91
HIDES	OTHER	39			39
SEEDS	DENMK			21	21
	UK		114		114
RUBBER	UK		302		302
LOGS POSTS POLES ETC	UK	456			456
	OTHER	595			595
PULPWOOD AND CHIPS	UK	116			116
LUMBER TIMBER BOX ETC	GER	1 626			1 626
	UK	1 141	75		1 216
PLYWOOD AND VENEER	DENMK			55	55
	UK		68		68
WOODPULP	DENMK			498	498
NEWSPRINT	UK	6 164			6 164
	OTHER	5 965			5 965
PAPERBOARD PULPBOARD	UK	31			31
	OTHER	3			3
PAPER OTHER	DENMK			18	18
CHEMICALS AND CHEM PROD	UK	47			47
OTHER IRON AND STEEL	OTHER	1			1
ALUMINUM BARS ETC	UK	1 259			1 259
	OTHER	1 248			1 248
COPPER BRASS BRONZE ETC	UK	56			56
BRICK	UK	23			23
GENERAL	DENMK			2	2
	GREEK	7			7
	SWEDN	54	1		55
	UK	281	15		296

SHIPPING REPORT, 1959

TABLE 1. Cargoes Loaded at Canadian Ports for Foreign Countries, by Country of Destination, Kind of Cargo, Registry of Vessel and Geographic Area

Country of destination and kind of cargo	Registry of Vessel	At Atlantic and Lower St. Lawrence Ports, Montreal and below	At Great Lakes and Upper St. Lawrence Ports above Montreal	At Pacific Ports	Total
		Cargo tons (2000 lb.)			
GENERAL CONTD	OTHER	2 572			2 572
ALL OTHER FREIGHT NOS	DENMK			1	1
	UK	16			16
	OTHER	2			2
		9 510 0	575	737	9 641 2
FINLAND	OTHER	21 154			21 154
WHEAT	SWEDN	20			20
BEVERAGES	SWEDN	5			5
SEEDS	SWEDN		34		34
RUBBER	SWEDN	179			179
ASBESTOS	SWEDN	215			215
WOODPULP	NORW		5		5
CHEMICALS AND CHEM PROD	SWEDN		124		124
OTHER PETR AND COAL PR	SWEDN	16			16
ALUMINUM BARS ETC	SWEDN	329			329
BRICK	SWEDN	2			2
AUTOS TRUCKS PARTS	NORW		3		3
	SWEDN	3			3
GENERAL	GER		14		14
	NORW	2	15		17
	SWEDN	2 197	54	3	2 254
ALL OTHER FREIGHT NOS	SWEDN	1			1
		24 123	249	3	24 375
FRANCE ATLANTIC	UK	68			68
MEAT FRESH FROZEN	DENMK			9	9
FISH FRESH FROZEN CURED	NORW			11	11
	SWEDN	2			2
WHEAT	OTHER			220	220
	FIBER	10 899		2 240 0	33 299
	NORW			3 731	3 731
	SWEDN	8 064			8 064
BARLEY	UK	6 100			6 100
	FIBER		7 408		7 408
	UK	2 950			2 950
OATS	UK	2 100			2 100
OTHER MILL PRODUCTS	NORW		25		25
APPLES	UK	1			1
OTHER FRUIT FRESH	UK	680			680
CANNED FOODS	DENMK			4	4
	GER			7	7
	ITALY			93	93
	JAPAN			4	4
	NORW			330	330
	UK	1			1
	USA			8	8
	OTHER			284	284
OTHER MANUFACTURED FOOD	UK	2			2
BEVERAGES	GER		34		34
	NETH		20		20
	NORW		22		22
	SWEDN	13	25		38
	UK	78			78
TOBACCO	UK	35			35
SEEDS	DENMK			2	2
	GER	11			11
	NETH		22		22
	NORW	6	11		43
	OTHER			26	26
FLAXSEED	OTHER			32	32
	DENMK			3 921	3 921
	GER	2 078			2 078
	NORW	7 388		5 712	13 100
	UK	9 000			9 000
MUSTARD SEED	ITALY			110	110
	JAPAN			53	53
RUBBER	GER	12	732		744
	NETH		1 958		1 958
	NORW		2 002		2 002

SHIPPING REPORT, 1959

TABLE 1. Cargoes Loaded at Canadian Ports for Foreign Countries, by Country of Destination, Kind of Cargo, Registry of Vessel and Geographic Area

Country of destination and kind of cargo	Registry ¹ of Vessel	At Atlantic and Lower St. Lawrence Ports, Montreal and below	At Great Lakes and Upper St. Lawrence Ports above Montreal	At Pacific Ports	Total
		Cargo tons (2000 lb.)			
FRANCE ATLANTIC CONTD					
RUBBER CONTD	SWEDN	545	260		805
	UK	184			184
	OTHER		171		171
PULPWOOD AND CHIPS	GER	596			596
ASBESTOS	DENMK			13	13
	GER	4711			4711
	NETH	764			764
	NORW	2051		1986	4037
	SWEDN	1288			1288
	UK	1880			1880
	OTHER			70	70
IRON AND STEEL SCRAP	GER		3648		3648
WASTE MATERIALS NOS	SWEDN	1			1
RUBBER FAB MATERIALS	NORW		220		220
LUMBER TIMBER BOX ETC	GREEK			45	45
	NORW			2274	2274
	UK	1		877	878
	USA			165	165
	OTHER			2430	2430
WOODPULP	DENMK			263	263
	GER	3858		916	4774
	ITALY			1503	1503
	JAPAN			385	385
	NORW	164		1486	1650
	SWEDN	308			308
	UK	734			734
	OTHER			1628	1628
NEWSPRINT	DENMK	1529			1529
	GER	2632			2632
	SWEDN	786			786
TEXTILE FABRICS	NORW	23			23
	SWEDN	34			34
	UK	160			160
CHEMICALS AND CHEM PROD	GER	19	5		24
	SWEDN		45		45
PETROLEUM OILS	GER		7		7
OTHER IRON AND STEEL	UK	1			1
ALUMINUM BARS ETC	ITALY			1654	1654
	NETH	339			339
	NORW	14880			14880
	SWEDN	331			331
	UK	332			332
COPPER BRASS BRONZE ETC	GER	280			280
	SWEDN	808			808
NICKEL BARS ETC	GER		507		507
	SWEDN		93		93
BRICK	SWEDN	44			44
MACHINERY	GER	103	4		107
	NORW			9	9
	SWEDN	15			15
	UK	2			2
AUTOS TRUCKS PARTS	JAPAN			3	3
	NORW	504			504
	SWEDN		1		1
	UK	212			212
FIREARMS AMMUNITION ETC	SWEDN	228			228
	UK	100			100
CONTAINERS EMPTY	UK	4			4
GENERAL	GER	15230	340		15570
	JAPAN			23	23
	NETH	3222	46		3268
	NORW	5684	261		5945
	SWEDN	1265	105		1370
	UK	3714			3714
	OTHER	1732	146	18	1896
ALL OTHER FREIGHT NOS	NORW		50		50
	SWEDN		25		25
	UK	37			37
		120823	18193	52705	191721

1. See page 118

SHIPPING REPORT, 1959

TABLE 1. Cargoes Loaded at Canadian Ports for Foreign Countries, by Country of Destination, Kind of Cargo, Registry of Vessel and Geographic Area

Country of destination and kind of cargo	Registry of Vessel	At Atlantic and Lower St. Lawrence Ports, Montreal and below	At Great Lakes and Upper St. Lawrence Ports above Montreal	At Pacific Ports	Total
FRANCE MEDITERRANEAN WHEAT BARLEY CANNED FOODS FLAXSEED RUBBER PULPWOOD AND CHIPS OTHER MET ORES AND CONC ASBESTOS WOODPULP ALUMINUM BARS ETC GENERAL	ITALY	24 588			24 588
	LIBER	17 165		6 720	23 885
	NORW	11 700			11 700
	OTHER	29 361			29 361
	ITALY			2 240	2 240
	ITALY			49	49
	UK	1 135			1 135
	ITALY			72	72
	UK			31	31
	OTHER			23	23
	ITALY			3 18	3 18
	USA	31			31
	ITALY	6 99			6 99
	LIBER	5 56			5 56
	UK	72			72
	USA	52			52
	OTHER	81			81
	ITALY	4 63		9 71	14 34
	UK	30			30
	OTHER	85			85
NORW	22			22	
ITALY	38			38	
LIBER	1 60			1 60	
NORW	3 586			3 586	
PANAM	38			38	
UK	4 44			4 44	
USA	2			2	
OTHER	1 16		27	1 43	
		9 042 4	1 53	1 029 8	1 008 75
GERMANY FEDERAL REPUBLIC MEAT FRESH FROZEN MEAT CURED SALTED FISH FRESH FROZEN CURED DAIRY PRODUCE AND EGGS WHEAT CORN BARLEY RYE OATS APPLES PEAS AND BEANS DRIED CANNED FOODS	GER	4 6			4 6
	GER		1 8		1 8
	CAN			2	2
	GER	9		1	10
	NETH			10 1	10 1
	NORW	1			1
	SWEDN	3			3
	UK			9	9
	OTHER			5	5
	GER	2 27		1	2 28
	DENMK	7 345		1 120	8 465
	GER	1 727 53		7 169 3	2 444 46
	GREEK	1 089 0		1 564 0	2 653 0
	JAPAN			7 920	7 920
	LIBER	1 953 0	7 893	3 567 4	6 309 7
	NETH	3 157		1 120	4 277
	NORW	7 228 4	6 360	1 792 8	9 657 2
	PANAM	7 390			7 390
	UK	7 130 8		1 430 3	8 561 1
	USA	1 285 0			1 285 0
	OTHER	3 633		1 408 8	1 772 1
	GER	1 624			1 624
	UK	3 204			3 204
	GER			1 118 5	1 118 5
	LIBER	6 391			6 391
	NORW			2 078	2 078
	UK	1 579 6			1 579 6
	UK	5 00			5 00
	GER			1 468 8	1 468 8
	LIBER			4 439	4 439
	NETH	1 843			1 843
	NORW			4 229	4 229
	OTHER			1 920	1 920
GER			50	50	
NETH	3 80		100	4 80	
OTHER			29	29	
NETH	6 50			6 50	
NORW	5 69			5 69	
GER	5 1		2 59	5 24	
NORW			1 1	1 1	

SHIPPING REPORT, 1959

TABLE 1. Cargoes Loaded at Canadian Ports for Foreign Countries, by Country of Destination, Kind of Cargo, Registry of Vessel and Geographic Area

Country of destination and kind of cargo	Registry of Vessel	At Atlantic and Lower St. Lawrence Ports, Montreal and below	At Great Lakes and Upper St. Lawrence Ports above Montreal	At Pacific Ports	Total
		Cargo tons (2000 lb.)			
GERMANY CONTD					
CANNED FOODS CONTD	OTHER		6		6
BEVERAGES	GER		9		9
	NORW		11		11
	SWEDN	10	4		14
TOBACCO	DENMK	317			317
	GER	441			441
HIDES	GER	217	46	56	319
OTHER CRUDE ANIMAL PROD	GER	164		3	167
SEEDS	GER			113	113
	NETH			75	75
	NORW	5		161	166
	UK			149	149
	OTHER			28	28
FLAXSEED	GER	2240			2240
	JAPAN			1765	1765
	LIBER	2500			2500
	NETH			1680	1680
	NORW	1673			1673
	UK	13256			13256
	OTHER	4234			4234
RAPESEED	SWEDN	40			40
	UK			560	560
SOYA BEANS	LIBER	20015			20015
	UK	662			662
MUSTARD SEED	GER			7	7
	NETH			1028	1028
RUBBER	GER	342	2260		2602
	NETH		672		672
	NORW		362		362
	SWEDN		51		51
OTHER CRUDE VEG PROD	GER			44	44
LOGS POSTS POLES ETC	GER	2520	204		2724
	NORW	1600			1600
	UK	52			52
WOOL	NORW			22	22
IRON ORE	GER	432566			432566
	ITALY	31775			31775
	LIBER	63762			63762
	NETH	93381			93381
	SWEDN	85233			85233
	UK	15148			15148
LEAD AND ZINC ORE ETC	NORW			8494	8494
	UK			462	462
OTHER MET ORES AND CONC	GER			1	1
ASBESTOS	DENMK	1335			1335
	GER	33650		974	34624
	JAPAN			29	29
	NETH	493			493
	NORW	3437			3437
	SWEDN	1020			1020
	UK	1763			1763
	OTHER			299	299
OTHER CRUDE NON MET MIN	SWEDN	50			50
NON FERROUS METAL SCRAP	GER	355	70	288	713
	NETH			20	20
	NORW			79	79
WASTE MATERIALS N O S	GER	36			36
RUBBER FAB MATERIALS	GER		213		213
LUMBER TIMBER BOX ETC	NORW			97	97
	UK			81	81
PLYWOOD AND VENEER	GER		130		130
WOODPULP	DENMK			182	182
	GER	149		7163	7312
	JAPAN			385	385
	NETH			511	511
	NORW			5887	5887
	UK			1463	1463
	OTHER			3484	3484
FISH OILS ETC	GER			944	944
CHEMICALS AND CHEM PROD	GER	35	104		139
	NORW		280	3	283
IRON AND STEEL BAR ETC	GER	1	62		63
OTHER IRON AND STEEL	GER	2	1	1	4

SHIPPING REPORT, 1959

TABLE 1. Cargoes Loaded at Canadian Ports for Foreign Countries, by Country of Destination, Kind of Cargo, Registry of Vessel and Geographic Area

Country of destination and kind of cargo	Registry of Vessel	At Atlantic and Lower St. Lawrence Ports, Montreal and below	At Great Lakes and Upper St. Lawrence Ports above Montreal	At Pacific Ports	Total
		Cargo tons (2000 lb.)			
ALUMINUM BARS ETC	GER	828	24		852
	NORW	5658		4501	10159
	UK	91			91
	OTHER	623			623
COPPER BRASS BRONZE ETC	DENMK	363			363
	GER	1064			1064
	NORW	125			125
	SWEDN	701			701
LEAD BARS ETC	UK			2054	2054
NICKEL BARS ETC	DENMK	28			28
	GER	435	956		1391
	OTHER		112		112
ZINC BARS ETC	GER			112	112
	JAPAN			56	56
	NETH			56	56
OTHER NON FERROUS METAL	GER	551			551
GLASS SHEET ETC	GER	58			58
OTHER NON MET MIN PROD	GER		993		993
MACHINERY	GER		31	3	34
	SWEDN	1			1
AUTOS TRUCKS PARTS	SWEDN	3			3
FIREARMS AMMUNITION ETC	GER			219	219
	LIBER	452			452
GENERAL	DENMK	479	36		515
	GER	63338	4457	18	67813
	GREEK	3			3
	JAPAN			1	1
	NETH	3018	700	56	3774
	NORW	4956	965		5921
	SWEDN	2096	14	1	2111
	UK	4849			4849
	USA	261		2	263
	OTHER	81		19	100
ALL OTHER FREIGHT NOS	GER		439	9	448
	NETH		195		195
	NORW		4	2	6
	SWEDN		1		1
	UK			400	400
		1316975	27942	262595	1607512
GREECE					
POTATOES	ITALY	2099			2099
	NORW	4798			4798
	SWEDN	2059			2059
CANNED FOODS	ITALY			3	3
BEVERAGES	USA	1			1
FLAXSEED	UK	340			340
	OTHER	335			335
VEGETABLE TEXTILE MATRL	USA	6			6
IRON AND STEEL SCRAP	OTHER		17		17
RUBBER FAB MATERIALS	USA	51			51
	OTHER		40		40
LUMBER TIMBER BOX ETC	ITALY			92	92
NEWSPRINT	UK	99			99
	OTHER	154			154
TEXTILE FABRICS	GREEK	1			1
	USA	10			10
OTHER IRON AND STEEL	OTHER		7		7
ALUMINUM BARS ETC	NORW	415			415
	PANAM	85			85
	UK	738			738
	OTHER	151			151
COPPER BRASS BRONZE ETC	UK	56			56
AUTOS TRUCKS PARTS	USA		73		73
	OTHER		151		151
FIREARMS AMMUNITION ETC	OTHER	65			65
GENERAL	ITALY	170	1	2	173
	NETH		82		82
	NORW	48	63		111
	UK	2778	19		2797
	OTHER	1622	509		2131
ALL OTHER FREIGHT NOS	USA	3			3
		16084	962	97	17143

SHIPPING REPORT, 1959

TABLE 1. Cargoes Loaded at Canadian Ports for Foreign Countries, by Country of Destination, Kind of Cargo, Registry of Vessel and Geographic Area

Country of destination and kind of cargo	Registry of Vessel	At Atlantic and Lower St. Lawrence Parts, Montreal and below	At Great Lakes and Upper St. Lawrence Ports above Montreal	At Pacific Ports	Total
ITALY					
FISH FRESH FROZEN CURED	DENMK	641			641
	GER	26			26
	ITALY	118		100	218
	NORW	2244			2244
	PANAM	32			32
	SWEDN	1292			1292
	UK	283			283
DAIRY PRODUCE AND EGGS	GER	773			773
	NETH	2294			2294
	NORW	500			500
	UK	1328			1328
	OTHER	111			111
WHEAT	ITALY	27199		10370	37569
	LIBER	30851		21840	52691
	NORW	4429			4429
	PANAM	22600			22600
	UK	2096			2096
	OTHER	5672			5672
BARLEY	ITALY			2140	2140
FLOUR GRAIN	UK	110			110
OTHER MILL PRODUCTS	UK		165		165
CANNED FOODS	ITALY			454	454
	USA	1			1
GRAIN SCREENINGS	ITALY			448	448
BEVERAGES	USA	16			16
OTHER AGRICULTURAL PROD	OTHER		28		28
HIDES	ITALY			83	83
	USA	9			9
SKINS	USA	5			5
OTHER CRUDE ANIMAL PROD	ITALY			11	11
SEEDS	ITALY			11	11
RAPESEED	ITALY	2190		35660	37850
	UK	1476			1476
	OTHER	2483			2483
MUSTARD SEED	ITALY			6157	6157
RUBBER	ITALY		604		604
	NETH		74		74
	PANAM		60		60
	UK		261		261
	OTHER		63		63
PULPWOOD AND CHIPS	CAN	1700			1700
	DENMK	1741			1741
	GER	20376			20376
	ITALY			1334	1334
	PANAM	2248			2248
	SWEDN	5599			5599
	UK	18060			18060
	OTHER	14350			14350
WOOL	ITALY			15	15
	UK		16		16
IRON ORE	SWEDN	21280			21280
ILMENITE ORE	GREEK	11238			11238
	LIBER	11400			11400
OTHER MET ORES AND CONC	USA	115			115
ASBESTOS	GER	121			121
	ITALY	2508		9	2517
	NETH	45			45
	PANAM	253			253
	UK	750			750
	OTHER	2116			2116
SALT	SWEDN	93			93
IRON AND STEEL SCRAP	GER	4556			4556
NON FERROUS METAL SCRAP	ITALY	80		11	91
WASTE MATERIALS N O S	GER		11		11
	ITALY	97		111	208
	UK	398			402
	USA	74			74
LUMBER TIMBER BOX ETC	DENMK			516	516
	ITALY			3862	3862
	OTHER			874	874
WOODPULP	DENMK			1299	1299
	GER	64			64

SHIPPING REPORT, 1959

TABLE 1. Cargoes Loaded at Canadian Ports for Foreign Countries, by Country of Destination, Kind of Cargo, Registry of Vessel and Geographic Area

Country of destination and kind of cargo	Registry of Vessel	At Atlantic and Lower St. Lawrence Ports, Montreal and below	At Great Lakes and Upper St. Lawrence Ports above Montreal	At Pacific Ports	Total
		Cargo tons (2000 lb.)			
WOODPULP CONT'D	ITALY			9 688	9 688
	OTHER	3 17			3 17
PAPER OTHER	ITALY			4	4
TEXTILE FABRICS	ITALY		33	1	34
CHEMICALS AND CHEM PROD	ITALY	3 58		8 1	4 39
	USA	7 5			7 5
	OTHER	3 58			3 58
PETROLEUM OILS	ITALY	1 3			1 3
	UK		3		3
IRON PIG AND BLOOM	LIBER	10 640			10 640
IRON AND STEEL BAR ETC	OTHER		7 7		7 7
ALUMINUM BARS ETC	ITALY	8 96			8 96
	NETH	4 33			4 33
	NORW	1 755			1 755
	PANAM	6 51			6 51
	UK	1 833			1 833
	OTHER	2 406			2 406
COPPER BRASS BRONZE ETC	ITALY	1 12			1 12
	OTHER	8 4			8 4
LEAD BARS ETC	ITALY			4 5	4 5
NICKEL BARS ETC	GER		2 9		2 9
	ITALY	5 6	1 21		1 7 7
OTHER NON FERROUS METAL	ITALY	7			7
MACHINERY	UK		2 6		2 6
	USA	3			3
AUTOS TRUCKS PARTS	ITALY			2	2
	USA		9		9
FIREARMS AMMUNITION ETC	GER	4 15			4 15
	ITALY	7 14			7 14
	NORW	2 3			2 3
	UK			6 12	6 12
	OTHER	6 56			6 56
GENERAL	GER	2 49			2 49
	ITALY	5 374	7 42	8 3	6 199
	LIBER		1 00		1 00
	NETH	7 75	3 8		8 13
	NORW	3 776	2 47		4 023
	PANAM	2 53			2 53
	UK	11 229	4 7		11 276
	USA	1 8	3 6		5 4
	OTHER	5 846	1 540		7 386
ALL OTHER FREIGHT NOS	GER		1		1
	ITALY		1 1	3 930	3 941
	NETH		2		2
	PANAM		1 9		1 9
	USA	2			2
	OTHER		7 0		7 0
		2 773 68	4 437	9 975 1	3 815 56
MALTA					
WHEAT	GREEK	2 424 5			2 424 5
	ITALY	1 862 5			1 862 5
	LIBER	1 135 7		1 321 6	2 457 3
FLOUR GRAIN	ITALY	5 6			5 6
	UK	2 00			2 00
CANNED FOODS	ITALY			2 1	2 1
BEVERAGES	ITALY	3 5			3 5
	UK	1 6			1 6
GENERAL	ITALY	9 72			9 72
	NORW	4 2	1 9		6 1
	UK	1 7			1 7
		5 556 5	1 9	1 323 7	6 882 1
NETHERLANDS					
MEAT FRESH FROZEN	GER	1 6			1 6
	NETH	9		5 6	6 5
	SWEDN	1 3			1 3
FISH FRESH FROZEN CURED	CAN			8	8
	DENMK			1	1
	NETH			1 29	1 29
	NORW	1			1

SHIPPING REPORT, 1959

TABLE 1. Cargoes Loaded at Canadian Ports for Foreign Countries, by Country of Destination, Kind of Cargo, Registry of Vessel and Geographic Area

Country of destination and kind of cargo	Registry of Vessel	At Atlantic and Lower St. Lawrence Ports, Montreal and below	At Great Lakes and Upper St. Lawrence Ports above Montreal	At Pacific Ports	Total
		Cargo tons (2000 lb.)			
NETHERLANDS CONTD					
FISH CONTD	SWEDN			7	7
	UK	126		98	224
	OTHER			9	9
DAIRY PRODUCE AND EGGS	GER		502		502
	NORW		82		82
WHEAT	DENMK	9358			9358
	GER	139491		8250	147741
	GREEK	6172			6172
	ITALY	1313			1313
	JAPAN			11439	11439
	LIBER	72627		6776	79403
	NETH	13293		1284	14577
	NORW	84403	4852	9280	98535
	PANAM	2528			2528
	SWEDN	2899			2899
	UK	89176		11088	100264
	OTHER	19602		1570	21172
CORN	GER	3942			3942
	GREEK	2800			2800
	ITALY	1637			1637
	LIBER	9247			9247
	NETH		6700		6700
	NORW	17742	13508		31250
	UK	9720	18787		28507
	OTHER	9042	4121		13163
BARLEY	GER			3451	3451
	LIBER	5302		16038	21340
	NETH			2240	2240
	NORW	5497	744	12729	18970
	UK	4499	2529	6800	13828
	OTHER	2335	3000		5335
RYE	GER			8931	8931
OATS	LIBER	2720		1764	4484
	NETH			750	750
	NORW	2460	1500	1589	5549
	UK	8001	4247		12248
	OTHER			3708	3708
OTHER GRAIN	NORW		505		505
OTHER MILL PRODUCTS	SWEDN			50	50
	LIBER		1130		1130
	NETH			90	90
	NORW			5	5
APPLES	NETH	351		64	415
	NORW			86	86
	OTHER			141	141
OTHER FRUIT FRESH	GER	20			20
	NETH	196			196
	SWEDN	515			515
	UK			441	441
DRIED FRUITS ETC	NORW	567			567
FRUIT PULP ETC IN BULK	GER	310			310
PEAS AND BEANS DRIED	LIBER	100			100
OTHER VEGETABLES	GER		13	57	70
CANNED FOODS	NETH			2	2
	NORW			177	177
	SWEDN		48	20	68
	UK			99	99
	OTHER			64	64
OTHER MANUFACTURED FOOD	DENMK			1	1
	NORW	3			3
	SWEDN	11			11
HAY AND STRAW	USA		63		63
BEVERAGES	GER		120		120
	NETH		1		1
	NORW	30	127		157
	SWEDN	20	147		167
TOBACCO	GER		2		2
OTHER AGRICULTURAL PROD	USA		560		560
HIDES	GER	270	78	200	548
	NETH			41	41
	SWEDN	22			22
	USA			35	35
	OTHER		131	32	163

SHIPPING REPORT, 1959

TABLE 1. Cargoes Loaded at Canadian Ports for Foreign Countries, by Country of Destination, Kind of Cargo, Registry of Vessel and Geographic Area

Country of destination and kind of cargo	Registry of Vessel	At Atlantic and Lower St. Lawrence Ports, Montreal and below	At Great Lakes and Upper St. Lawrence Ports above Montreal	At Pacific Ports	Total
		Cargo tons (2000 lb.)			
SKINS	NETH			14	14
OTHER CRUDE ANIMAL PROD	GER	6			6
SEEDS	GER		22	12	34
	NETH			83	83
FLAXSEED	DENMK			3360	3360
	GER	501		4856	5357
	ITALY	550			550
	JAPAN			2800	2800
	LIBER	728		2609	3337
	NETH		2190	2240	4430
	NORW	8816		3433	12249
	SWEDN	1102		1122	2224
	UK	21620	732	2240	24592
	OTHER	2200	1035		3235
RAPESEED	LIBER			9520	9520
	NORW	255			255
	UK	1184		1680	2864
SOYA BEANS	LIBER	478			478
	NETH	286			286
	NORW	4996			4996
	UK	11675			11675
	OTHER	5902			5902
MUSTARD SEED	CAN			551	551
	GER			2772	2772
	NETH			7221	7221
RUBBER	GER		537		537
	NETH		1932		1932
	NORW		1083		1083
	SWEDN		386		386
OTHER CRUDE VEG PROD	NETH		302		302
	NORW	1			1
	SWEDN			250	250
LOGS POSTS POLES ETC	NORW	876			876
	UK	64			64
PULPWOOD AND CHIPS	GER	22726			22726
	NORW	4178			4178
	SWEDN	1405			1405
	UK	14011			14011
IRON ORE	GER	184142	63		184205
	LIBER	477714			477714
	NETH	13888			13888
	NORW	43701			43701
	SWEDN	26000			26000
	UK	157432			157432
OTHER MET ORES AND CONC	NORW			11	11
	SWEDN			11	11
	OTHER	11500			11500
ASBESTOS	DENMK	50			50
	GER	19431		693	20124
	NETH	1894			1894
	NORW	9269			9269
	SWEDN	91		300	391
	UK	1096			1096
	OTHER			80	80
SLAG	GER	5842			5842
	NORW	44027			44027
IRON AND STEEL SCRAP	GER	1100	171		1271
	NETH			12	12
NON FERROUS METAL SCRAP	GER	40	80	195	315
	NORW			55	55
	SWEDN			92	92
	UK			64	64
WASTE MATERIALS N O S	GER	30	262		292
	NETH	10		21	31
	SWEDN			8	8
	UK			18	18
RUBBER FAB MATERIALS	GER		104		104
LUMBER TIMBER BOX ETC	GER			2611	2611
	NETH			1207	1207
	NORW	225		760	985
	SWEDN			30	30
	UK			1276	1276
	USA			123	123

SHIPPING REPORT, 1959

TABLE 1. Cargoes Loaded at Canadian Ports for Foreign Countries, by Country of Destination, Kind of Cargo, Registry of Vessel and Geographic Area

Country of destination and kind of cargo	Registry of Vessel	At Atlantic and Lower St. Lawrence Ports, Montreal and below	At Great Lakes and Upper St. Lawrence Ports above Montreal	At Pacific Ports	Total
		Cargo tons (2000 lb.)			
NETHERLANDS CONTD					
PLYWOOD AND VENEER	UK			11	11
WOODPULP	DENMK			468	468
	GER	119		5482	5601
	NETH			2811	2811
	NORW			6296	6296
	UK			518	518
	OTHER			507	507
PAPER OTHER	GER	116			116
ANIMAL OILS	NORW	325			325
	SWEDN	600			600
FISH OILS ETC	DENMK			442	442
	GER			280	280
CHEMICALS AND CHEM PROD	DENMK	203			203
	GER	55	244	3	302
	ITALY			406	406
	NORW	639	178	102	919
	SWEDN	150		30	180
	OTHER	6			6
PETROLEUM OILS	GER			12	12
OTHER PETR AND COAL PR	GER		404		404
IRON AND STEEL BAR ETC	GER		459		459
OTHER IRON AND STEEL	GER		210	4	214
ALUMINUM BARS ETC	DENMK	663			663
	GER	675	14		689
	ITALY			10783	10783
	NETH	1312			1312
	NORW	1879		6062	7941
	SWEDN			10	10
	OTHER	194			194
COPPER BRASS BRONZE ETC	DENMK	168			168
	GER	112			112
	SWEDN	225		37	262
LEAD BARS ETC	JAPAN			2	2
	NETH			55	55
NICKEL BARS ETC	DENMK	110			110
	GER	110	213		323
	GER	25			25
	JAPAN			348	348
	NORW			168	168
	SWEDN			336	336
	UK			616	616
	OTHER			336	336
OTHER NON FERROUS METAL	DENMK	387			387
	GER	39			39
	NETH			50	50
	NORW		67	11	78
BRICK	GER	218			218
MACHINERY	GER		133		133
AUTOS TRUCKS PARTS	GER	2	6		8
	NORW	1	2		3
	SWEDN		1		1
	UK	21			21
FIREARMS AMMUNITION ETC	GER	345			345
	NORW	8			8
	SWEDN	115			115
	UK			32	32
GENERAL	DENMK	113	253		366
	GER	39641	6353	12	46008
	JAPAN			1	1
	LIBER	220			220
	NETH	9859	885	368	11112
	NORW	16404	963		17367
	SWEDN	1065	31	1	1097
	UK	10776		3	10779
	OTHER	214	8		222
ALL OTHER FREIGHT NOS	GER	48	954	2	1004
	NETH		479		479
	NORW		1113		1113
	SWEDN	1	3		4
		1716591	85376	198530	2000497

1. See page 118

SHIPPING REPORT, 1959

TABLE 1. Cargoes Loaded at Canadian Ports for Foreign Countries, by Country of Destination, Kind of Cargo, Registry of Vessel and Geographic Area

Country of destination and kind of cargo	Registry of Vessel	At Atlantic and Lower St. Lawrence Ports, Montreal and below	At Great Lakes and Upper St. Lawrence Ports above Montreal	At Pacific Ports	Total
		Cargo tons (2000 lb.)			
NORWAY					
MEAT FRESH FROZEN	SWEDN	10			10
FISH FRESH FROZEN CURED	NORW	1			1
WHEAT	NORW	38457	6043	43310	87810
RYE	NORW			3575	3575
APPLES	NORW			90	90
	OTHER	700			700
PEAS AND BEANS DRIED	SWEDN	9			9
BEVERAGES	NORW	3			3
TOBACCO	NORW	13	4		17
	SWEDN	11			11
FLAXSEED	NORW	3876		3240	7116
RUBBER	NORW		203		203
COPPER ORE AND CONCENTR	SWEDN	1470			1470
LEAD AND ZINC ORE ETC	LIBER	12341			12341
NICKEL ORE AND CONCENTR	SWEDN	1625			1625
BAUXITE	GER	3417			3417
	NORW	50675			50675
ASBESTOS	NORW	1582			1582
	SWEDN	64			64
WASTE MATERIALS N O S	SWEDN	1			1
TEXTILE FABRICS	SWEDN	2			2
CHEMICALS AND CHEM PROD	NORW	554			554
	SWEDN	22	22		44
ALUMINUM BARS ETC	NORW	3354			3354
COPPER BRASS BRONZE ETC	SWEDN	1341			1341
NICKEL BARS ETC	NORW	5366			5366
	SWEDN	18402			18402
BRICK	SWEDN	51			51
OTHER NON MET MIN PROD	SWEDN		242		242
AUTOS TRUCKS PARTS	NORW		2		2
	SWEDN	3	11		14
FIREARMS AMMUNITION ETC	NORW	221			221
	SWEDN	362			362
GENERAL	UK			380	380
	GER	265	34		299
	NORW	21447	214	449	22110
	SWEDN	3118	10		3128
ALL OTHER FREIGHT NOS	SWEDN	3			3
		168766	6785	51044	226595
PORTUGAL					
FISH FRESH FROZEN CURED	DENMK	563			563
	NORW	1353			1353
	OTHER	2242			2242
FLOUR GRAIN	ITALY	118			118
	UK	46			46
	USA	164			164
OTHER CRUDE ANIMAL PROD	ITALY	136			136
ASBESTOS	DENMK	101			101
	ITALY	20			20
	NORW	68			68
	UK	47			47
	USA	5			5
	OTHER	173			173
NON FERROUS METAL SCRAP	UK	20			20
RUBBER FAB MATERIALS	OTHER		15		15
IRON AND STEEL BAR ETC	ITALY		31		31
ALUMINUM BARS ETC	ITALY	13			13
	NETH	110			110
	NORW	13			13
	PANAM	66			66
	OTHER	1			1
NICKEL BARS ETC	UK		22		22
MACHINERY	UK		2		2
AUTOS TRUCKS PARTS	DENMK		9		9
	UK		2		2
	USA	34	24		58
	OTHER		174		174
GENERAL	DENMK	42			42
	GER	6			6
	ITALY	154	100		254

SHIPPING REPORT, 1959

TABLE 1. Cargoes Loaded at Canadian Ports for Foreign Countries, by Country of Destination, Kind of Cargo, Registry of Vessel and Geographic Area

Country of destination and kind of cargo	Registry of Vessel	At Atlantic and Lower St. Lawrence Ports, Montreal and below	At Great Lakes and Upper St. Lawrence Ports above Montreal	At Pacific Ports	Total
		Cargo tons (2000 lb.)			
PORTUGAL CONTD					
GENERAL CONTD					
	NETH	174	150		324
	NORW	50	13		63
	PANAM	65			65
	UK	3957	121		4078
	USA	2			2
	OTHER	1010	26		1036
	DENMK		3		3
	NETH	11			11
		10766	692		11458
SPAIN					
FISH FRESH FROZEN CURED					
	SWEDN	1025			1025
DAIRY PRODUCE AND EGGS					
	OTHER	1269			1269
OTHER MANUFACTURED FOOD					
	USA	10			10
	OTHER	10			10
BEVERAGES					
	USA	11			11
RUBBER					
	ITALY		202		202
	UK		80		80
BAUXITE					
	OTHER	7713			7713
ASBESTOS					
	ITALY	877			877
	LIBER	2229			2229
	UK	619			619
	USA	8			8
	OTHER	200			200
CHEMICALS AND CHEM PROD					
ALUMINUM BARS ETC					
	UK	5			5
	GER	329			329
	NORW	3			3
	PANAM	332			332
	UK	645			645
	USA	100			100
	OTHER	1021			1021
GENERAL					
	ITALY	883	9		892
	LIBER	1			1
	NORW	103			103
	PANAM	853			853
	UK	815			815
	OTHER	707	29		736
		19768	320		20088
SWEDEN					
FISH FRESH FROZEN CURED					
	SWEDN	15		60	75
FLOUR GRAIN					
	SWEDN	20			20
APPLES					
	SWEDN	159		34	193
CANNED FOODS					
	NORW	7			7
	SWEDN	67	41	15	123
OTHER MANUFACTURED FOOD					
	SWEDN	10	46		56
BEVERAGES					
	SWEDN	61	13		74
SEEDS					
	SWEDN			5	5
RUBBER					
	SWEDN	48	75		123
BAUXITE					
	NORW	32175			32175
ASBESTOS					
	GER	111			111
	NORW	57			57
	SWEDN	3442			3442
OTHER CRUDE NON MET MIN					
	NORW	142			142
IRON AND STEEL SCRAP					
	GER	7251			7251
WASTE MATERIALS N O S					
	SWEDN	7			7
PAPER OTHER					
	SWEDN	2			2
OTHER MFD WOOD PRODUCTS					
	NORW	7			7
	SWEDN	25			25
CHEMICALS AND CHEM PROD					
	DENMK	181			181
	NORW	610			610
	SWEDN	112	96		208
ALUMINUM BARS ETC					
	NORW	6			6
	SWEDN	2009			2009
COPPER BRASS BRONZE ETC					
	SWEDN	201			201
NICKEL BARS ETC					
	SWEDN	47	459	11	517
BRICK					
	SWEDN	91			91
MACHINERY					
	SWEDN	2		12	14
AUTOS TRUCKS PARTS					
	NORW		9		9
	SWEDN	12	12		24
FIREARMS AMMUNITION ETC					
	SWEDN	208			208

SHIPPING REPORT, 1959

TABLE 1. Cargoes Loaded at Canadian Ports for Foreign Countries, by Country of Destination, Kind of Cargo, Registry of Vessel and Geographic Area

Country of destination and kind of cargo	Registry of Vessel	At Atlantic and Lower St. Lawrence Ports, Montreal and below	At Great Lakes and Upper St. Lawrence Ports above Montreal	At Pacific Ports	Total
		Cargo tons (2000 lb.)			
GENERAL	GER	15	102		117
	ITALY		7		7
	NORW	654	14		668
	SWEDN	7272	1404	52	8728
	NORW		7		7
	SWEDN	13	6		19
		55039	2291	189	57519
SWITZERLAND WHEAT	ITALY			1650	1650
	LIBER			22960	22960
	SWEDN	20010			20010
	OTHER	14060			14060
	NETH			1288	1288
	NORW			18	18
	NORW			996	996
	GER		17		17
	GER	348			348
	NORW	8626		633	9259
		43044	17	27545	70606
UNITED KINGDOM CATTLE AND CALVES OTHER LIVE ANIMALS MEAT FRESH FROZEN MEAT CURED SALTED FISH FRESH FROZEN CURED	UK	16			16
	UK	3			3
	UK	544			544
	UK	35			35
	CAN			25	25
	DENMK			185	185
	JAPAN			41	41
	NETH			1381	1381
	NORW			207	207
	SWEDN			58	58
	UK	295		2765	3060
	DENMK	29			29
	SWEDN	75			75
	UK	4896			4896
	CAN	11200			11200
	DENMK			5600	5600
	GER	121336		8441	129777
	GREEK	87096	23326	38304	148726
	ITALY	107731	7950		115681
	JAPAN			13919	13919
LIBER	237194	6212	113510	356916	
NETH	24880	6714	11284	42878	
NORW	259118	38316	139577	437011	
PANAM	22707	8180		30887	
SWEDN	14064	1786	34048	49898	
UK	736791	55853	88792	881436	
OTHER	81894	6160	6798	94852	
DAIRY PRODUCE AND EGGS	CAN	7103			7103
	GER	12521			12521
	GREEK	7677			7677
	ITALY	3640			3640
	LIBER	20634			20634
	NETH	2240	7470		9710
	NORW	33584			33584
	UK	80348	7606		87954
	OTHER	2730			2730
	CAN	5812			5812
	DENMK			5600	5600
	GER		2280	61740	64020
	GREEK	6587	13816	54303	74706
	ITALY			23936	23936
	JAPAN			17229	17229
	LIBER	14720	38779	116845	170344
NETH	560	840	24248	25648	
NORW	2445	5640	139791	147876	
PANAM	3252	4840		8092	
SWEDN		26100	13048	39148	
UK	33156	21979	148268	203403	
OTHER		3360		3360	
WHEAT	CAN				
	DENMK				
	GER				
	GREEK				
	ITALY				
	JAPAN				
	LIBER				
	NETH				
	NORW				
	OTHER				
BARLEY	CAN				
	DENMK				
	GER				
	GREEK				
	ITALY				
	JAPAN				
	LIBER				
	NETH				
	NORW				
	OTHER				

SHIPPING REPORT, 1959

TABLE 1. Cargoes Loaded at Canadian Ports for Foreign Countries, by Country of Destination, Kind of Cargo, Registry of Vessel and Geographic Area

Country of destination and kind of cargo	Registry ¹ of Vessel	At Atlantic and Lower St. Lawrence Ports, Montreal and below	At Great Lakes and Upper St. Lawrence Ports above Montreal	At Pacific Ports	Total
		Cargo tons (2000 lb.)			
UNITED KINGDOM CONTD					
RYE	LIBER			570	570
	UK	5111			5111
OATS	DENMK			2240	2240
	GREEK	2200			2200
	LIBER	4510		3360	7870
	NORW		1960	16308	18268
	SWEDN			280	280
	UK	1213		4765	5978
	OTHER			1831	1831
OTHER GRAIN	NETH			6	6
	UK	150			150
MALT	UK	152			152
	USA			30	30
FLOUR GRAIN	GER	315	8300		8615
	SWEDN	769			769
	UK	128785	6799	3360	138944
OTHER MILL PRODUCTS	DENMK		2240		2240
	GER	1695	25845		27540
	LIBER		8008		8008
	NETH		500	17	517
	NORW		1965		1965
	SWEDN	449	11928		12377
	UK	16699	45467		62166
	USA		6160		6160
	OTHER		8695		8695
APPLES	DENMK			35	35
	JAPAN			60	60
	NETH			855	855
	NORW			2162	2162
	SWEDN			18	18
	UK	3571	24	5994	9589
OTHER FRUIT FRESH	NORW			18	18
	SWEDN			408	408
	UK	1268			1268
DRIED FRUITS ETC	NETH	96			96
	NORW	2103			2103
	PANAM	1847			1847
FRUIT PULP ETC IN BULK	UK	87			87
NUTS	UK	2			2
PEAS AND BEANS DRIED	DENMK	60			60
	GER		1709		1709
	NETH			2	2
	NORW		1659	162	1821
	SWEDN		564	238	802
	UK	3894	169	111	4174
	OTHER		508		508
CANNED FOODS	CAN			44	44
	DENMK			355	355
	GER		105		105
	GREEK			7	7
	JAPAN			228	228
	LIBER			13	13
	NETH			113	113
	NORW			829	829
	PANAM			35	35
	SWEDN	41		857	898
	UK	2045	38	5958	8041
	USA			7	7
OTHER MANUFACTURED FOOD	GER		147		147
	JAPAN			400	400
	NETH			58	58
	NORW			824	824
	SWEDN	63			63
	UK	879	25	588	1492
SHORTS MIDDINGS BRAN	UK	6296			6296
GRAIN SCREENINGS	JAPAN			1036	1036
	NORW			560	560
	UK	1391		2180	3571
	OTHER			1620	1620
BEVERAGES	GER		205		205
	UK	468		26	494
TOBACCO	GER	205			205
	SWEDN	251			251

1. See page 118

SHIPPING REPORT, 1959

TABLE 1. Cargoes Loaded at Canadian Ports for Foreign Countries, by Country of Destination, Kind of Cargo, Registry of Vessel and Geographic Area

Country of destination and kind of cargo	Registry of Vessel	At Atlantic and Lower St. Lawrence Ports, Montreal and below	At Great Lakes and Upper St. Lawrence Ports above Montreal	At Pacific Ports	Total
		Cargo tons (2000 lb.)			
TOBACCO CONTD	CCU	9 024	50		9 074
OTHER AGRICULTURAL PROD	CCU	4 300			4 300
HIDES	NORW	83			83
	SWEDN	8			8
	CUK	41		16	57
SKINS	DEZMK			19	19
	QDEZMK			6	6
	NORW	27			27
	CUK	11		42	53
	QDESA			7	7
OTHER CRUDE ANIMAL PROD	QDESA	4 350	1 272	990	6 612
	NORW			810	810
	CUK	2 923	339	5 246	8 508
SEEDS	OTHER			45	45
	NORW			19	19
	DEZMK			37	37
	QDEZMK			11	101
	JAPAN		90	33	33
	NORW		207	54	261
	SWEDN			64	64
	CUK			56	56
FLAXSEED	CUK	95	189	380	664
	DEZMK			3 920	3 920
	QDEZMK		1 422	2 099	3 521
	LIBER		2 268		2 268
	LIBER	5 230	5 600	8 130	18 960
	NORW			5 040	5 040
	PANAM		10 584	14 877	25 461
	SWEDN		1 400		1 400
	CUK	559	10 838	556	11 953
	OTHER	25 498	20 009	15 362	60 869
	QDEZMK		1 122		1 122
SOYA BEANS	QDEZMK		113		113
	LIBER	1 251			1 251
	SWEDN	2 551			2 551
	CUK	7 464 5			7 464 5
MUSTARD SEED	JAPAN			500	500
RUBBER	QDEZMK		79		79
	NORW		468		468
	SWEDN		227		227
	CUK	73			73
OTHER CRUDE VEG PROD	CUK	4 385	738		5 123
	JAPAN			1	1
	NORW	12		102	114
	SWEDN			180	180
	CUK	1		85	86
LOGS POSTS POLES ETC	QDEZMK	2 362			2 362
	DEZMK	5 756			5 756
	QDEZMK	4 690	160		4 850
	LIBER	9 403			9 403
	PANAM	2 946			2 946
	SWEDN	1 396			1 396
	CUK	28 518			28 518
	OTHER	10 140			10 140
PULPWOOD AND CHIPS	SWEDN	11 286 3			11 286 3
FIREWOOD HOGGED FUEL	CUK	992			992
OTHER CRUDE WOOD MATRL	CUK	28			28
	NORW	10		49	59
	CUK			325	325
WOOL	QDEZMK		11		11
	CUK	1 21	1	9	1 31
VEGETABLE TEXTILE MATRL	CUK	1	1		2
IRON ORE	NORW	12 253 66			12 253 66
	PANAM	9 700			9 700
	SWEDN	7 803 6			7 803 6
	CUK	17 498 60			17 498 60
	OTHER	8 514 9			8 514 9
LEAD AND ZINC ORE ETC	DEZMK	6 718			6 718
	LIBER	4 312			4 312
	NORW	2 688			2 688
	CUK			224	224
SAUXITE	NORW	4			4
OTHER MET ORES AND CONC	NORW	2 403 1			2 403 1

SHIPPING REPORT, 1959

TABLE 1. Cargoes Loaded at Canadian Ports for Foreign Countries, by Country of Destination, Kind of Cargo, Registry of Vessel and Geographic Area

Country of destination and kind of cargo	Registry ¹ of Vessel	At Atlantic and Lower St. Lawrence Ports, Montreal and below	At Great Lakes and Upper St. Lawrence Ports above Montreal	At Pacific Ports	Total
UNITED KINGDOM CONTD					
OTHER MET ORES CONTD	UK	6 892			6 892
ASPHALT	UK	6			6
ASBESTOS	GER	3 63			3 63
	GREEK			174	174
	NETH	2 827			2 827
	NORW	1 918		50	1 968
	UK	4 735 4		2 056	4 941 0
CLAY AND BENTONITE	UK	134			134
SLATE AND BLOCK STONE	UK	30			30
OTHER CRUDE NON MET MIN	UK	1 717	2		1 719
SLAG	NORW	5 500			5 500
	UK	5 596			5 596
NON FERROUS METAL SCRAP	GER	200			200
WASTE MATERIALS N O S	DENMK			3	3
	SWEDN	2		3	5
	UK	66			66
LEATHER	GER	1			1
	SWEDN	1			1
	UK	108			108
RUBBER FAB MATERIALS	UK	564			564
LUMBER TIMBER BOX ETC	CAN			3 014	3 014
	DENMK	1 104 4		5 795	1 683 9
	GER	6 799	188	2 599 8	3 298 5
	GREEK			4 764 7	4 764 7
	JAPAN			652	652
	LIBER			4 278 6	4 278 6
	NETH	2 380		892 8	1 130 8
	NORW	1 115		6 782 8	6 894 3
	PANAM			5 985	5 985
	SWEDN	236		1 667 6	1 691 2
	UK	3 821 0	252	1 973 7 4	2 358 3 6
	USA			84	84
	OTHER	1 490 5	10	1 110 8	2 602 3
PLYWOOD AND VENEER	CAN			217	217
	DENMK			377	377
	GER			2 715	2 715
	GREEK			3 081	3 081
	LIBER			2 893	2 893
	NORW			14 378	14 378
	PANAM			1 633	1 633
	SWEDN	1		2 017	2 018
	UK	34		1 400 6	1 404 0
	OTHER			514	514
WOODPULP	CAN	608			608
	DENMK			2 241	2 241
	GER	1 957 4		284 4	2 241 8
	GREEK			2 198	2 198
	ITALY			2 849	2 849
	JAPAN			590	590
	LIBER	1 002 2		244	1 026 6
	NETH			112	112
	NORW	1 024 8		3 885 8	4 910 6
	PANAM			1 036	1 036
	SWEDN			2 367	2 367
	UK	1 192 61		3 041 0	1 496 71
	OTHER			575 1	575 1
NEWSPRINT	JAPAN			81	81
	LIBER	291			291
	NORW	4 199 6		1 942 4	6 142 0
	UK	3 475 90		580	3 481 70
PAPERBOARD PULPBOARD	CAN			152	152
	DENMK			21	21
	GER	45		267	312
	GREEK			446	446
	LIBER			689	689
	NORW	2 650		1 089	3 739
	SWEDN	276		453	729
	UK	1 645 7		1 681	1 813 8
	OTHER			116	116
PAPER OTHER	GER			1 015	1 015
	JAPAN			165	165
	NETH			807	807
	NORW			1 996 2	1 996 2

1. See page 118

SHIPPING REPORT, 1959

TABLE 1. Cargoes Loaded at Canadian Ports for Foreign Countries, by Country of Destination, Kind of Cargo, Registry of Vessel and Geographic Area

Country of destination and kind of cargo	Registry of Vessel	At Atlantic and Lower St. Lawrence Ports, Montreal and below	At Great Lakes and Upper St. Lawrence Ports above Montreal	At Pacific Ports	Total	
						Cargo tons (2000 lb.)
PAPER OTHER CONTD	PANAM			840	840	
	SWEDN			291	291	
	UK	12364		2701	15065	
OTHER MFD WOOD PRODUCTS	OTHER			20	20	
	DENMK	60		1	61	
	GER	235			235	
	GREEK			14	14	
	LIBER			6	6	
	NORW			17	17	
TEXTILE FABRICS	UK	6336		6	6342	
	UK	52			52	
	GER	2420	445		2865	
	JAPAN			4613	4613	
	NETH	326	346		672	
	NORW	3419	1715	1465	6599	
ANIMAL OILS	SWEDN	46			46	
	UK	3491	804		4295	
	DENMK			5561	5561	
	NORW			4513	4513	
	SWEDN			616	616	
	UK	398		269	667	
FISH OILS ETC	GER		67		67	
	NETH	600	678		1278	
	NORW		4030		4030	
	SWEDN		1448		1448	
	UK	15	1962		1977	
	USA			350	350	
FERTILIZERS CHEMICALS AND CHEM PROD	CAN	941			941	
	DENMK	164			164	
	GER	5602	5013		10615	
	ITALY			86	86	
	JAPAN			107	107	
	LIBER	918			918	
	NETH		13	54	67	
	NORW	7592	12050	543	20185	
	SWEDN	804	136		940	
	UK	5816	2563		8379	
	OTHER	925			925	
	LIBER	700			700	
	UK	4	13	25	42	
	DENMK	50			50	
	UK		13552		13552	
PETROLEUM OILS	UK	22			22	
	UK	1991			1991	
	IRON ALLOYS					
	IRON PIG AND BLOOM	CAN	586		586	
	IRON AND STEEL BAR ETC	UK	63	8	71	
	OTHER IRON AND STEEL	NORW		1366	1366	
	UK	239	95	101	435	
	ALUMINUM BARS ETC	CAN	570		570	
	DENMK	3584			3584	
	GER	1729			1729	
	ITALY			13081	13081	
	NORW	49609		23047	72656	
	UK	19956		15135	35091	
	OTHER	1110			1110	
	COPPER BRASS BRONZE ETC	GER	402			402
NORW		1			1	
SWEDN		283			283	
UK		17707			17707	
CAN				55	55	
DENMK				612	612	
LEAD BARS ETC	GER			56	56	
	GREEK			1792	1792	
	JAPAN			2940	2940	
	LIBER			224	224	
	NETH			616	616	
	NORW			3111	3111	
	PANAM			56	56	
	SWEDN			1287	1287	
	UK	2212		21960	24172	
	OTHER			504	504	
	NICKEL BARS ETC	GER	1496	1451		2947
		UK	14436	3052		17488

SHIPPING REPORT, 1959

TABLE 1. Cargoes Loaded at Canadian Ports for Foreign Countries, by Country of Destination, Kind of Cargo, Registry of Vessel and Geographic Area

Country of destination and kind of cargo	Registry ¹ of Vessel	At Atlantic and Lower St. Lawrence Ports, Montreal and below	At Great Lakes and Upper St. Lawrence Ports above Montreal	At Pacific Ports	Total
UNITED KINGDOM CONTD					
ZINC BARS ETC	CAN			476	476
	DENMK			2213	2213
	GER			2783	2783
	GREEK			448	448
	JAPAN			3433	3433
	LIBER			392	392
	NETH			4924	4924
	NORW			13129	13129
	SWEDN	34		3714	3748
	UK	11826		26283	38109
	USA			616	616
	OTHER			862	862
OTHER NON FERROUS METAL	DENMK			694	694
	NORW			170	170
	SWEDN			64	64
	UK	24			24
BRICK	UK		1		1
OTHER NON MET MIN PROD	UK	40	37		77
MACHINERY	CAN	23			23
	DENMK	42			42
	GER	2			2
	NORW			1	1
	SWEDN	3		7	10
	UK	745	230	67	1042
AUTOS TRUCKS PARTS	CAN	74			74
	GER		18		18
	NETH			2	2
	NORW	3			3
	UK	358		1	359
ELECTR EQUIP AND PARTS	GER		1		1
	UK	74			74
FIREARMS AMMUNITION ETC	UK	295		1	296
CONTAINERS EMPTY	DENMK			2	2
	UK	2110		4	2114
GENERAL	CAN			6	6
	DENMK	14		4	18
	GER	16301	24192		40493
	ITALY	5258		1	5259
	JAPAN			987	987
	LIBER		564		564
	NETH	7139	6883		14022
	NORW	70817	3650	2022	76489
	SWEDN	1400	2060	172	3632
	UK	661287	12559	547	674393
	USA			1	1
	OTHER	2359	2136		4495
ALL OTHER FREIGHT NOS	DENMK	175		1	176
	GER		76		76
	GREEK			150	150
	SWEDN	5			5
	UK	1713	16	379	2108
		7298231	581097	1973755	9853083
POLAND					
WHEAT	GREEK	22300			22300
	ITALY	11704			11704
	LIBER	53093		14000	67093
	NETH	58425			58425
	NORW	12348			12348
	PANAM	13500			13500
	SWEDN	10920			10920
	UK	10305			10305
	OTHER	6440			6440
BARLEY	GER	3115	8026		11141
	GREEK	13024		14716	27740
	LIBER	23603		58209	81812
	NORW	17050			17050
	SWEDN			10304	10304
OTHER MANUFACTURED FOOD	DENMK	16			16
HIDES	SWEDN	85			85
	OTHER	50			50
SKINS	SWEDN		22		22

1. See page 118

SHIPPING REPORT, 1959

TABLE 1. Cargoes Loaded at Canadian Ports for Foreign Countries, by Country of Destination, Kind of Cargo, Registry of Vessel and Geographic Area

Country of destination and kind of cargo	Registry of Vessel	At Atlantic and Lower St. Lawrence Ports, Montreal and below	At Great Lakes and Upper St. Lawrence Ports above Montreal	At Pacific Ports	Total
		Cargo tons (2000 lb.)			
FLAXSEED	SWEDN			2 240	2 240
RUBBER	DENMK	55			55
ALUMINUM BARS ETC	NORW	728			728
	SWEDN	500			500
MACHINERY	OTHER	18			18
GENERAL	DENMK	19			19
	NORW		19		19
	SWEDN	1 330	555		1 885
	OTHER	126			126
ALL OTHER FREIGHT NOS	SWEDN	1			1
		2 587 55	8 622	99 469	3 668 46
U S S R BALTIC AND BLACK SEAS					
RUBBER	SWEDN		277		277
IRON AND STEEL BAR ETC	DENMK	917			917
	OTHER	1 946 0			1 946 0
GENERAL	SWEDN	139	36		175
		2 051 6	313		2 082 9
U S S R PACIFIC					
WHEAT	GREEK			6 385 6	6 385 6
	LIBER			2 643 2	2 643 2
	NORW			3 090 9	3 090 9
	UK			2 703 5	2 703 5
	OTHER			4 484 8	4 484 8
				19 308 0	19 308 0
YUGOSLAVIA					
ASBESTOS	NETH	101			101
	NORW	676			676
ALUMINUM BARS ETC	USA	1 245			1 245
	NORW	1 101			1 101
	PANAM	331			331
	UK	551			551
OTHER NON FERROUS METAL	USA	1 052			1 052
GENERAL	USA	29			29
	UK	696			696
	USA	4			4
	OTHER	421			421
		6 207			6 207
ADEN					
FLOUR GRAIN	UK	25			25
		25			25
EGYPT					
DAIRY PRODUCE AND EGGS	ITALY	338			338
FLOUR GRAIN	ITALY	7 282			7 282
	NORW	1 102 6			1 102 6
TOBACCO	UK	44			44
ASBESTOS	UK	375			375
	OTHER	504			504
NEWSPRINT	UK	777			777
OTHER PETR AND COAL PR	NETH	102			102
ALUMINUM BARS ETC	UK	28			28
	OTHER	1			1
GENERAL	DENMK	1			1
	NORW	7	27		34
	UK	1 020			1 020
	OTHER	4 155	1 350		5 505
		2 566 0	1 377		2 703 7
IRAN					
OTHER CRUDE NON MET MIN	NORW	3 526			3 526
	UK	6 465			6 465
TEXTILE FABRICS	NORW	11			11
OTHER IRON AND STEEL	NETH			12	12

SHIPPING REPORT, 1959

TABLE 1. Cargoes Loaded at Canadian Ports for Foreign Countries, by Country of Destination, Kind of Cargo, Registry of Vessel and Geographic Area

Country of destination and kind of cargo	Registry ¹ of Vessel	At Atlantic and Lower St. Lawrence Ports, Montreal and below	At Great Lakes and Upper St. Lawrence Ports above Montreal	At Pacific Ports	Total
		Cargo tons (2000 lb.)			
IRAN CONTD					
AUTOS TRUCKS PARTS	NORW		87		87
	UK		38		38
GENERAL	NORW		151		151
	UK		47		47
		10002	323	12	10337
IRAQ					
WHEAT	GREEK			11032	11032
	LIBER			42043	42043
	UK			7840	7840
LUMBER TIMBER BOX ETC	NETH			111	111
MACHINERY	NORW			5	5
GENERAL	NORW		16		16
			16	61031	61047
ISRAEL					
WHEAT	LIBER			47068	47068
HIDES	OTIER		66		66
ASBESTOS	OTIER	397			397
LUMBER TIMBER BOX ETC	DENMK			34	34
	LIBER			335	335
	UK			1407	1407
PLYWOOD AND VENEER	UK			462	462
ALUMINUM BARS ETC	OTIER	40			40
MACHINERY	OTIER		25		25
GENERAL	OTIER	3662	43		3705
		4099	134	49306	53539
KUWAIT					
FISH FRESH FROZEN CURED	NETH			1	1
OTHER CRUDE NON MET MIN	NETH	1513			1513
AUTOS TRUCKS PARTS	NORW		68		68
	UK		33		33
GENERAL	NORW		7		7
	UK		12		12
		1513	120	1	1634
LEBANON					
DAIRY PRODUCE AND EGGS	ITALY	1127			1127
WHEAT	NORW	14000			14000
FLOUR GRAIN	ITALY	14532			14532
ASBESTOS	ITALY			650	650
	OTHER	237			237
PAPER OTHER	ITALY			106	106
GENERAL	DENMK	1			1
	GER	15			15
	ITALY			7	7
	NETH	154			154
	NORW	6	51		57
	UK	362			362
	OTHER	1020	10		1030
		31454	61	763	32278
LIBYA					
CANNED FOODS	ITALY			2	2
BEVERAGES	ITALY	7			7
GENERAL	NORW	40			40
	USA	1			1
	OTHER		4		4
		48	4	2	54
SYRIA					
BARLEY	GREEK			15120	15120
LUMBER TIMBER BOX ETC	GREEK			36	36
	LIBER			75	75
	NORW			277	277
	UK			150	150

1. See page 118

SHIPPING REPORT, 1959

TABLE 1. Cargoes Loaded at Canadian Ports for Foreign Countries, by Country of Destination, Kind of Cargo, Registry of Vessel and Geographic Area

Country of destination and kind of cargo	Registry ¹ of Vessel	At Atlantic and Lower St. Lawrence Ports, Montreal and below	At Great Lakes and Upper St. Lawrence Ports above Montreal	At Pacific Ports	Total
		Cargo tons (2000 lb.)			
IRON AND STEEL BAR ETC GENERAL	NORW		46		46
	NORW	20	23		43
	UK	387			387
	OTHER	14	28		42
		421	97	15658	16176
TURKEY BEVERAGES MACHINERY AUTOS TRUCKS PARTS GENERAL	USA	20			20
	USA	10			10
	USA	66			66
	OTHER		85		85
	NETH		100		100
	NORW	140	82		222
	UK	1833	151		1984
	USA	6			6
OTHER	660	985		1645	
	2735	1383		4118	
OTHER ARABIA WHEAT BARLEY FLOUR GRAIN CHEMICALS AND CHEM PROD AUTOS TRUCKS PARTS GENERAL	NETH	6098		6641	12739
	NORW		3160	3149	6309
	UK	10274			10274
	NETH			26	26
	NETH	3			3
	NORW	1300			1300
	NETH	1		11	12
	NORW		90		90
	UK		24		24
	USA	1			1
	LIBER	200			200
	NORW	180	1		181
		18057	3275	9827	31159
	BURMA WHEAT ALUMINUM BARS ETC MACHINERY GENERAL	UK	7675		
NETH				251	251
NORW				2	2
UK		30			30
		7705		253	7958
CEYLON FISH FRESH FROZEN CURED MALT FLOUR GRAIN COCOA CHOCOLATE CANNED FOODS OTHER MANUFACTURED FOOD OTHER AGRICULTURAL PROD LOGS POSTS POLES ETC ASBESTOS WOODPULP NEWSPRINT CHEMICALS AND CHEM PROD IRON AND STEEL BAR ETC OTHER IRON AND STEEL ALUMINUM BARS ETC COPPER BRASS BRONZE ETC MACHINERY AUTOS TRUCKS PARTS GENERAL ALL OTHER FREIGHT NOS	NETH			1	1
	NORW			3	3
	NETH			117	117
	NORW			73	73
	GREEK			22957	22957
	NORW	2233			2233
	OTHER			10249	10249
	USA	10			10
	JAPAN			2	2
	UK	5			5
	NETH			3	3
	UK	31			31
	UK	5			5
	NETH			221	221
	UK	1092			1092
	NETH			280	280
	NORW			324	324
	UK	3256			3256
	UK	50			50
	UK	50			50
	NORW			7	7
	UK	28			28
	UK	31			31
UK	14			14	
NETH			2	2	
UK	167			167	
UK	171			171	
UK	4			4	
	7147		34239	41386	

SHIPPING REPORT, 1959

TABLE 1. Cargoes Loaded at Canadian Ports for Foreign Countries, by Country of Destination, Kind of Cargo, Registry of Vessel and Geographic Area

Country of destination and kind of cargo	Registry ¹ of Vessel	At Atlantic and Lower St. Lawrence Ports, Montreal and below	At Great Lakes and Upper St. Lawrence Ports above Montreal	At Pacific Ports	Total
TAIWAN FORMOSA					
WHEAT	OTHER			224	224
FLOUR GRAIN	NORW			61	61
OTHER MILL PRODUCTS	DENMK	40			40
BEVERAGES	USA			50	50
OTHER CRUDE VEG PROD	USA			3	3
ASBESTOS	DENMK	552			552
WOODPULP	USA			55	55
	OTHER			7989	7989
ANIMAL OILS	USA			37	37
CHEMICALS AND CHEM PROD	DENMK	263			263
	USA			32	32
ALUMINUM BARS ETC	DENMK	2			2
COPPER BRASS BRONZE ETC	DENMK	3			3
LEAD BARS ETC	USA			418	418
ZINC BARS ETC	USA			109	109
OTHER NON FERROUS METAL	DENMK	2			2
ELECTR EQUIP AND PARTS	USA			1	1
GENERAL	DENMK	115			115
	LIBER	51			51
	USA			1	1
ALL OTHER FREIGHT NOS	DENMK	18			18
		1046		8980	10026
HONG KONG					
MEAT FRESH FROZEN	NORW			255	255
	USA			194	194
FISH FRESH FROZEN CURED	JAPAN			79	79
	NORW			22	22
	USA			93	93
WHEAT	DENMK	1060			1060
	UK	1060			1060
OATS	JAPAN			79	79
FLOUR GRAIN	JAPAN			1872	1872
	NETH			103	103
	NORW			9424	9424
	UK			25	25
	USA			6253	6253
OTHER MILL PRODUCTS	DENMK	204			204
	NORW			72	72
	USA			86	86
CANNED FOODS	NORW			8	8
	USA			4	4
OTHER MANUFACTURED FOOD	NORW			115	115
	USA			78	78
BEVERAGES	DENMK	5			5
	JAPAN			9	9
	NORW			8	8
	UK	21			21
	USA			44	44
OTHER AGRICULTURAL PROD	NORW			14	14
OTHER CRUDE VEG PROD	DENMK	396			396
	NORW			1	1
VEGETABLE TEXTILE MATRL	UK				6
IRON AND STEEL SCRAP	DENMK	234			234
	NORW			17	17
NON FERROUS METAL SCRAP	DENMK	149			149
	NORW			331	331
	USA			91	91
WASTE MATERIALS N O S	DENMK	29			29
	NORW			289	289
	USA			12	12
LUMBER TIMBER BOX ETC	NORW			976	976
	USA			87	87
NEWSPRINT	NORW			281	281
	USA			219	219
PAPER OTHER	JAPAN			37	37
	NORW			520	520
	USA			211	211
TEXTILE FABRICS	USA			10	10
FERTILIZERS	NORW			114	114
CHEMICALS AND CHEM PROD	DENMK	771			771

1. See page 118

SHIPPING REPORT, 1959

TABLE 1. Cargoes Loaded at Canadian Ports for Foreign Countries, by Country of Destination, Kind of Cargo, Registry of Vessel and Geographic Area

Country of destination and kind of cargo	Registry of Vessel	At Atlantic and Lower St. Lawrence Ports, Montreal and below	At Great Lakes and Upper St. Lawrence Ports above Montreal	At Pacific Ports	Total
		Cargo tons (2000 lb.)			
CHEMICALS ETC CONTD	NORW			208	208
	UK	92			92
	USA			54	54
IRON AND STEEL BAR ETC	DENMK	83			83
	UK	6			6
ALUMINUM BARS ETC	NETH			1001	1001
	NORW			3124	3124
	USA			6427	6427
COPPER BRASS BRONZE ETC	NORW			43	43
NICKEL BARS ETC	DENMK	11			11
ZINC BARS ETC	NORW			56	56
AUTOS TRUCKS PARTS	DENMK	30			30
	NORW			78	78
	USA			60	60
GENERAL	DENMK	896			896
	ITALY	420			420
	JAPAN	1	16	10	27
	LIBER	416			416
	NORW			10	10
	UK	80		201	281
	USA			60	60
	NORW			36	36
ALL OTHER FREIGHT NOS					
		5970	16	33401	39387
INDIA					
FISH FRESH FROZEN CURED	NETH			3	3
DAIRY PRODUCE AND EGGS	LIBER	2349			2349
	UK	129			129
WHEAT	GREEK	57460			57460
	ITALY	26432			26432
	JAPAN			99	99
	LIBER	66373			66373
	NETH	11172			11172
	NORW	13500		78	13578
	PANAM	35200			35200
	UK	80150			80150
	OTHER	11430			11430
OATS	NETH			1	1
FLOUR GRAIN	JAPAN			862	862
	NORW			432	432
OTHER MANUFACTURED FOOD	NETH			1	1
	UK	23			23
RUBBER	UK	48	32		80
ASBESTOS	UK	2881			2881
NON FERROUS METAL SCRAP	NETH			338	338
	NORW			116	116
	UK	135			135
LUMBER TIMBER BOX ETC	USA			114	114
	DENMK			6434	6434
	JAPAN			7880	7880
	LIBER			1500	1500
	NETH			18	18
	PANAM			2030	2030
	OTHER			15128	15128
WOODPULP	NETH			7172	7172
	NORW			7960	7960
	UK	8926			8926
	USA			1872	1872
NEWSPRINT	NETH	800			800
	UK	2568			2568
TEXTILE FABRICS	UK	9			9
FERTILIZERS	GREEK			14244	14244
	LIBER			9253	9253
	PANAM			8367	8367
CHEMICALS AND CHEM PROD	GREEK	34			34
	NETH			89	89
	NORW			51	51
	UK	952			952
IRON AND STEEL BAR ETC	UK	4801			4801
OTHER IRON AND STEEL	NETH			1	1
	NORW			3	3
	UK	189			189

SHIPPING REPORT, 1959

TABLE 1. Cargoes Loaded at Canadian Ports for Foreign Countries, by Country of Destination, Kind of Cargo, Registry of Vessel and Geographic Area

Country of destination and kind of cargo	Registry ¹ of Vessel	At Atlantic and Lower St. Lawrence Ports, Montreal and below	At Great Lakes and Upper St. Lawrence Ports above Montreal	At Pacific Ports	Total
		Cargo tons (2000 lb.)			
INDIA CONTD					
ALUMINUM BARS ETC	NETH			365	365
	NORW			45	45
	UK	12902			12902
	USA			189	189
COPPER BRASS BRONZE ETC	UK	5542			5542
NICKEL BARS ETC	NETH			25	25
	UK	1491			1491
ZINC BARS ETC	NETH			256	256
OTHER NON FERROUS METAL	NETH			5	5
	NORW			3	3
	UK	22			22
MACHINERY	NETH			22	22
	UK	2915			2915
AUTOS TRUCKS PARTS	UK	362			362
ELECTR EQUIP AND PARTS	UK	1628			1628
CONTAINERS EMPTY	UK	356			356
GENERAL	GREEK	7			7
	NETH			6	6
	NORW			1	1
	UK	1959	1011		2970
	USA			2	2
ALL OTHER FREIGHT NOS	NETH			3	3
	NORW	7		6	13
	UK	809			809
	USA			1	1
		353561	1043	84975	439579
INDO CHINA					
OTHER MILL PRODUCTS	NETH			2	2
OTHER MANUFACTURED FOOD	USA			11	11
CHEMICALS AND CHEM PROD	DENMK	20			20
OTHER IRON AND STEEL	DENMK	21			21
COPPER BRASS BRONZE ETC	DENMK	12			12
GENERAL	DENMK	31			31
ALL OTHER FREIGHT NOS	DENMK	10			10
	USA	4			4
		98		13	111
INDONESIA					
FLOUR GRAIN	NETH			5760	5760
	NORW			1120	1120
CANNED FOODS	DENMK	9			9
ASBESTOS	DENMK	216			216
FERTILIZERS	USA			8328	8328
CHEMICALS AND CHEM PROD	DENMK	78			78
	USA			2763	2763
ALUMINUM BARS ETC	USA	1			1
MACHINERY	NETH			1	1
AUTOS TRUCKS PARTS	NORW			1	1
GENERAL	DENMK	56			56
	NORW			1	1
	UK		3		3
	USA	2			2
ALL OTHER FREIGHT NOS	USA	24			24
		386	3	17974	18363
JAPAN					
MEAT FRESH FROZEN	JAPAN			268	268
	USA			955	955
FISH FRESH FROZEN CURED	JAPAN			141	141
DAIRY PRODUCE AND EGGS	DENMK	15			15
WHEAT	GREEK			114917	114917
	JAPAN			376682	376682
	LIBER			613837	613837
	NETH			24052	24052
	NORW			57118	57118
	SWEDN			15288	15288
	UK			11025	11025
	USA			1090	1090
	OTHER			7280	7280

1. See page 118

SHIPPING REPORT, 1959

63

TABLE 1. Cargoes Loaded at Canadian Ports for Foreign Countries, by Country of Destination, Kind of Cargo, Registry of Vessel and Geographic Area

Country of destination and kind of cargo	Registry of Vessel	At Atlantic and Lower St. Lawrence Ports, Montreal and below	At Great Lakes and Upper St. Lawrence Ports above Montreal	At Pacific Ports	Total
BARLEY	JAPAN			2 556 9	2 556 9
	LIBER			7 017 1	7 017 1
	OTHER			1 000 0	1 000 0
FLOUR GRAIN	DENMK	6 40			6 40
	JAPAN			2 451 1	2 451 1
	LIBER	1 514			1 514
	NORW			7 20	7 20
	UK	2 51			2 51
	USA			1 131	1 131
OTHER MILL PRODUCTS	JAPAN			5 00	5 00
	NORW			5	5
	USA			1 105	1 105
CANNED FOODS	DENMK	1 2			1 2
	JAPAN			1 4	1 4
	NORW			5	5
	USA			1	1
OTHER MANUFACTURED FOOD	DENMK	1			1
	NORW			1 7	1 7
SHORTS MIDLINGS BRAN	JAPAN			2 656	2 656
	NORW			1 652	1 652
	USA			5 373	5 373
GRAIN SCREENINGS	JAPAN			5 082	5 082
BEVERAGES	UK	5			5
	USA			1 343	1 343
OTHER AGRICULTURAL PROD	JAPAN			7 96	7 96
HIDES	DENMK	2 5			2 5
	JAPAN			2 53	2 53
	USA			1 062	1 062
SKINS	USA			6	6
OTHER CRUDE ANIMAL PROD	DENMK	2 2			2 2
	JAPAN			2 30	2 30
SEEDS	JAPAN			3 917	3 917
	USA			1 038	1 038
FLAXSEED	CAN			3 125	3 125
	JAPAN			2 564 0	2 564 0
	LIBER			4 00	4 00
	PANAM			5 29	5 29
	USA			3 466 1	3 466 1
	OTHER			5 180	5 180
RAPESEED	CAN			4 391	4 391
	JAPAN			2 251 3	2 251 3
	LIBER			7 20	7 20
	USA			1 387 5	1 387 5
	OTHER			1 433	1 433
SOYA BEANS	DENMK	5 01			5 01
MUSTARD SEED	CAN			4 36	4 36
	JAPAN			6 6	6 6
	USA			4 272	4 272
	OTHER			9 4	9 4
RUBBER	DENMK	5 3			5 3
	JAPAN			2 65	2 65
OTHER CRUDE VEG PROD	JAPAN			3 3	3 3
	USA			2 32	2 32
LOGS POSTS POLES ETC	JAPAN			6 082	6 082
	PANAM			7 49	7 49
	OTHER			4 79	4 79
IRON ORE	GREEK			1 120 0	1 120 0
	JAPAN			6 621 96	6 621 96
	LIBER			1 228 14	1 228 14
	NORW			1 000 8	1 000 8
	UK			8 37 7	8 37 7
COPPER ORE AND CONCENTR	JAPAN			1 535 5	1 535 5
LEAD AND ZINC ORE ETC	JAPAN	4 386			4 386
NICKEL ORE AND CONCENTR	JAPAN			7	7
COAL BITUMINOUS	JAPAN			5	5
ASBESTOS	DENMK	2 861 0			2 861 0
	ITALY	2 92			2 92
	JAPAN	1 568 6		9 30	1 661 6
	LIBER	1 6			1 6
	USA			1 9 4	1 9 4
	OTHER	3 37			3 37
OTHER CRUDE NON MET MIN	DENMK	2 0			2 0
	USA			1 5	1 5

SHIPPING REPORT, 1959

TABLE 1. Cargoes Loaded at Canadian Ports for Foreign Countries, by Country of Destination, Kind of Cargo, Registry of Vessel and Geographic Area

Country of destination and kind of cargo	Registry of Vessel	At Atlantic and Lower St. Lawrence Ports, Montreal and below	At Great Lakes and Upper St. Lawrence Ports above Montreal	At Pacific Ports	Total
		Cargo tons (2000 lb.)			
JAPAN CONTD					
SLAG	DENMK	1 14 24			11 4 24
	NORW	9 24 6			9 24 6
	UK	8 39 4			8 39 4
IRON AND STEEL SCRAP	DENMK	4 2			4 2
	GREEK	17 173	1 382		18 5 55
	ITALY	2 75 9	6 000		8 7 59
	JAPAN			1 2	1 2
	LIBER	6 00 90	1 61 22	2 800	7 90 12
	NORW	1 94 5		27	1 97 2
	UK	9 38 5			9 38 5
NON FERROUS METAL SCRAP	USA			1 34	1 34
	DENMK	5 8			5 8
	JAPAN			4 67	4 67
	LIBER			1 300	1 300
	NORW			2 06	2 06
	UK	10			10
	USA			1 35	1 35
WASTE MATERIALS N O S	DENMK	17			17
	JAPAN			1 900	1 900
	NORW			9	9
	USA			1 96	1 96
RUBBER FAB MATERIALS	JAPAN			1 31	1 31
LUMBER TIMBER BOX ETC	JAPAN			3 096	3 096
	LIBER			8 00	8 00
	NORW			1 216	1 216
	USA			5 19	5 19
WOODPULP	JAPAN			4 238 8	4 238 8
	USA			2 00	2 00
NEWSPRINT	NORW			33	33
PAPER OTHER	JAPAN			55	55
	NORW			8	8
	USA			1	1
TEXTILE FABRICS	JAPAN			1	1
	USA			19	19
ANIMAL OILS	JAPAN			3 155	3 155
	NORW			3 31	3 31
	USA			3 835	3 835
CHEMICALS AND CHEM PROD	DENMK	5 03			5 03
	JAPAN			2 187	2 187
	USA			1 062	1 062
PETROLEUM OILS	JAPAN			8	8
PITCH TAR CREOSOTE	DENMK	5 6			5 6
IRON ALLOYS	DENMK	4 1			4 1
OTHER IRON AND STEEL	JAPAN			1	1
	USA			28	28
	OTHER			6	6
ALUMINUM BARS ETC	DENMK	2 56			2 56
	JAPAN	7 12		2 23	9 35
	LIBER	7			7
	UK			4 003	4 003
	USA			6 800	6 800
COPPER BRASS BRONZE ETC	DENMK	1 10			1 10
	JAPAN			2 89	2 89
LEAD BARS ETC	USA			80	80
ZINC BARS ETC	JAPAN			25	25
	NORW			23	23
	USA			76	76
OTHER NON FERROUS METAL	DENMK	1			1
	JAPAN			12	12
OTHER NON MET MIN PROD	JAPAN			2	2
	USA			7	7
MACHINERY	LIBER			2 00	2 00
	UK	6			6
	USA			4	4
AUTOS TRUCKS PARTS	JAPAN			5	5
GENERAL	DENMK	3 50 4			3 50 4
	GER		2 2		2 2
	ITALY	9 31			9 31
	JAPAN	6 52 7	9 71	1 3	7 5 11
	LIBER	3 21 2			3 21 2
	UK	1 87			1 87
	USA			4 09	4 09
	OTHER	1 43 7			1 43 7

SHIPPING REPORT, 1959

TABLE 1. Cargoes Loaded at Canadian Ports for Foreign Countries, by Country of Destination, Kind of Cargo, Registry of Vessel and Geographic Area

Country of destination and kind of cargo	Registry ¹ of Vessel	At Atlantic and Lower St. Lawrence Ports, Montreal and below	At Great Lakes and Upper St. Lawrence Parts above Montreal	At Pacific Ports	Total
ALL OTHER FREIGHT NOS	DENMK JAPAN NORW USA	23		80 1 1	23 80 1 1
		1 904 42	2 449 7	2 414 605	2 629 544
KOREA SOUTH					
DAIRY PRODUCE AND EGGS	USA			1	1
MALT	USA			577	577
OTHER MILL PRODUCTS	USA			25	25
OTHER MANUFACTURED FOOD	USA			28	28
SHORTS MIDDINGS BRAN	USA			33	33
BEVERAGES	USA			8	8
ASBESTOS	DENMK	40			40
	GREEK			33	33
LUMBER TIMBER BOX ETC	USA			7808	7808
WOODPULP	USA			7915	7915
TEXTILE FABRICS	USA			24	24
FERTILIZERS	GREEK			11075	11075
	NORW			2415	2415
	USA			74554	74554
	OTHER			4452	4452
CHEMICALS AND CHEM PROD	OTHER			9872	9872
ALUMINUM BARS ETC	USA			241	241
LEAD BARS ETC	USA			110	110
ZINC BARS ETC	USA			2956	2956
GENERAL	ITALY	144			144
	LIBER	583			583
	UK	126			126
	USA			2	2
ALL OTHER FREIGHT NOS	USA			6	6
		893		12 213 5	12 302 8
MALAYA AND SINGAPORE					
MEAT FRESH FROZEN	NORW			1	1
FISH FRESH FROZEN CURED	NETH			4	4
	NORW			45	45
	USA			1	1
WHEAT	NORW			100	100
OATS	JAPAN			5	5
	NETH			123	123
	NORW			97	97
FLOUR GRAIN	JAPAN			382	382
	NETH			2917	2917
	NORW			10206	10206
	USA			385	385
OTHER MILL PRODUCTS	NETH			89	89
	NORW			77	77
	USA			80	80
APPLES	NETH			31	31
	NORW			311	311
CANNED FOODS	DENMK	2			2
	NORW			17	17
	UK	4			4
	USA	8		20	28
OTHER MANUFACTURED FOOD	DENMK	13			13
	NETH			76	76
	NORW			366	366
	USA			246	246
BEVERAGES	DENMK	3			3
	NETH			2	2
	NORW			3	3
SEEDS	NORW			28	28
OTHER CRUDE VEG PROD	NORW			2	2
LUMBER TIMBER BOX ETC	NETH			16	16
PLYWOOD AND VENEER	NORW			2	2
WOODPULP	DENMK	670			670
NEWSPRINT	NORW			116	116
	USA	54		42	96
PAPER OTHER	NORW			12	12
	UK	1			1

SHIPPING REPORT, 1959

TABLE 1. Cargoes Loaded at Canadian Ports for Foreign Countries, by Country of Destination, Kind of Cargo, Registry of Vessel and Geographic Area

Country of destination and kind of cargo	Registry ¹ of Vessel	At Atlantic and Lower St. Lawrence Ports, Montreal and below	At Great Lakes and Upper St. Lawrence Ports above Montreal	At Pacific Ports	Total
MALAYA AND SINGAPORE CONTD					
PAPER OTHER CONTL	USA	1			1
TEXTILE FABRICS	DENMK	1			1
FERTILIZERS	NORW			309	309
CHEMICALS AND CHEM PROD	DENMK	95			95
	NORW			1	1
OTHER IRON AND STEEL	DENMK	1			1
ALUMINUM BARS ETC	DENMK	12			12
	UK	50			50
	USA	209			209
COPPER BRASS BRONZE ETC	DENMK	1			1
MACHINERY	DENMK	2			2
	NORW			1	1
AUTOS TRUCKS PARTS	DENMK	2			2
ELECTR EQUIP AND PARTS	UK	1			1
GENERAL	DENMK	134			134
	NORW			1	1
	UK	132			132
	USA	2		2	4
ALL OTHER FREIGHT NOS	DENMK	1			1
	NORW			5	5
	USA	6			6
		1405		15759	17164
NORTH BORNEO AND SARAWAK					
CANNED FOODS	USA	2			2
GENERAL	USA	1			1
		3			3
PAKISTAN					
WHEAT					
	DENMK	20384			20384
	GREEK	27440			27440
	LIBER	45700			45700
	UK	20205			20205
OTHER MILL PRODUCTS	NORW			34	34
CANNED FOODS	UK	35			35
BEVERAGES	UK	21			21
LUMBER TIMBER BOX ETC	NETH			689	689
PLYWOOD AND VENEER	NETH			34	34
WOODPULP	NETH			1151	1151
	UK	1101			1101
	USA			1214	1214
PAPER OTHER	UK	8			8
TEXTILE FABRICS	UK	20			20
CHEMICALS AND CHEM PROD	UK	31			31
PETROLEUM OILS	UK	171			171
IRON AND STEEL BAR ETC	NETH			2	2
	NORW			116	116
	UK	1356			1356
RAILS AND FASTENINGS	UK	61			61
OTHER IRON AND STEEL	NETH			9	9
	UK	842			842
ALUMINUM BARS ETC	NETH			662	662
	NORW			36	36
	UK	1193			1193
	USA			479	479
COPPER BRASS BRONZE ETC	UK	379			379
CEMENT	NORW			13	13
OTHER NON MET MIN PROD	UK	11			11
MACHINERY	DENMK	35			35
	NETH			19	19
	UK	8			8
AUTOS TRUCKS PARTS	UK	139			139
ELECTR EQUIP AND PARTS	UK	2366			2366
CONTAINERS EMPTY	UK	43			43
GENERAL	NETH			1	1
	NORW			1	1
	UK	1226		13	1239
ALL OTHER FREIGHT NOS	NETH			8	8
	NORW			2	2
	UK	148			148
		122923	14	4469	127406

1. See page 118

SHIPPING REPORT, 1959

TABLE 1. Cargoes Loaded at Canadian Ports for Foreign Countries, by Country of Destination, Kind of Cargo, Registry of Vessel and Geographic Area

Country of destination and kind of cargo	Registry ¹ of Vessel	At Atlantic and Lower St. Lawrence Ports, Montreal and below	At Great Lakes and Upper St. Lawrence Ports above Montreal	At Pacific Ports	Total
PHILIPPINES					
DAIRY PRODUCE AND EGGS	DENMK	406			406
WHEAT	JAPAN			11424	11424
	NETH			9744	9744
	NORW			4379	4379
	UK			9912	9912
MALT	NETH			445	445
	NORW			880	880
	USA			885	885
FLOUR GRAIN	NETH			11960	11960
	NORW			34242	34242
	USA			12670	12670
OTHER MILL PRODUCTS	USA			178	178
CANNED FOODS	NORW			106	106
OTHER MANUFACTURED FOOD	NETH			497	497
BEVERAGES	NETH			25	25
	NORW			31	31
	USA			13	13
HIDES	USA			174	174
PULPWOOD AND CHIPS	NORW			324	324
	USA			620	620
ASBESTOS	ITALY	131			131
	LIBER	378			378
	UK	321			321
	OTHER	226			226
WOODPULP	NETH			300	300
	NORW			3610	3610
	USA			11319	11319
NEWSPRINT	DENMK	6103			6103
	LIBER	228			228
	NETH			669	669
	NORW			1716	1716
	UK	900			900
	USA			2997	2997
PAPER OTHER	DENMK	1002			1002
	NETH			31	31
	UK	4			4
	USA			125	125
FERTILIZERS	NORW			63	63
	OTHER			7573	7573
CHEMICALS AND CHEM PROD	DENMK	66			66
	NETH			33	33
	NORW			104	104
	USA	1		324	325
RAILS AND FASTENINGS	NORW			182	182
OTHER IRON AND STEEL	NORW			2	2
	USA	5			5
COPPER BRASS BRONZE ETC	DENMK	16			16
	USA	3			3
LEAD BARS ETC	NETH			28	28
	NORW			33	33
MACHINERY	NETH			460	460
	NORW			17	17
	USA			9	9
AUTOS TRUCKS PARTS	NORW			2	2
ELECTR EQUIP AND PARTS	NORW			4	4
FIREARMS AMMUNITION ETC	NETH			279	279
CONTAINERS EMPTY	UK	1			1
GENERAL	DENMK	131			131
	ITALY	49			49
	LIBER	98			98
	NORW			3	3
	UK	24		75	99
	USA			21	21
ALL OTHER FREIGHT NOS	DENMK	230			230
	NETH			151	151
	NORW			1	1
		10323		128640	138963
PORTUGUESE ASIA					
FLOUR GRAIN	JAPAN			702	702
				702	702

SHIPPING REPORT, 1959

TABLE 1. Cargoes Loaded at Canadian Ports for Foreign Countries, by Country of Destination, Kind of Cargo, Registry of Vessel and Geographic Area

Country of destination and kind of cargo	Registry ¹ of Vessel	At Atlantic and Lower St. Lawrence Ports, Montreal and below	At Great Lakes and Upper St. Lawrence Ports above Montreal	At Pacific Ports	Total
		Cargo tons (2000 lb.)			
THAILAND					
FLOUR GRAIN	NORW			1 319	1 319
	USA			4 239	4 239
CANNED FOODS	NETH	10			10
OTHER MANUFACTURED FOOD	USA			16	16
BEVERAGES	NETH	3			3
	USA			1	1
ASBESTOS	DENMK	36			36
WOODPULP	DENMK	74			74
NEWSPRINT	DENMK	15			15
PAPERBOARD PULPBOARD	DENMK	50			50
CHEMICALS AND CHEM PROD	DENMK	101			101
IRON ALLOYS	DENMK	47			47
IRON AND STEEL BAR ETC	DENMK	51			51
ALUMINUM BARS ETC	DENMK	556			556
ZINC BARS ETC	USA			149	149
AUTOS TRUCKS PARTS	DENMK	9			9
CONTAINERS EMPTY	DENMK	1			1
GENERAL	DENMK	185			185
	ITALY	104			104
	LIBER	82			82
ALL OTHER FREIGHT NOS	DENMK	2			2
	NETH	4			4
	NORW			1	1
	USA			1	1
		1 330		5 726	7 056
OTHER ASIA N O S					
GENERAL	DENMK	2			2
	UK	1			1
		3			3
ALGERIA					
WHEAT	GER	1 3926			1 3926
	ITALY	9 880			9 880
	UK	8 700			8 700
	OTHER	2 0458			2 0458
CANNED FOODS	OTHER			2	2
ASBESTOS	DENMK	202			202
	NORW	200			200
	UK	404			404
	OTHER	90			90
WASTE MATERIALS N O S	DENMK		13		13
	ITALY	226			226
	PANAM		50		50
	OTHER		25		25
MACHINERY	ITALY		2		2
	OTHER		3		3
GENERAL	DENMK	7			7
	ITALY	40	4		44
	NORW	301			301
	PANAM	1			1
	UK	113			113
	OTHER	2338	5		2343
		5 6886	102	2	5 6990
ANGOLA AND PORT W AFRICA					
FLOUR GRAIN	USA	657			657
	OTHER	30			30
TEXTILE FABRICS	UK	11			11
MACHINERY	DENMK			50	50
GENERAL	NORW	22			22
ALL OTHER FREIGHT NOS	USA	2			2
		722		50	772
BRITISH EAST AFRICA					
FISH FRESH FROZEN CURED	NETH			15	15
	UK			3	3

1. See page 118

SHIPPING REPORT, 1959

TABLE 1. Cargoes Loaded at Canadian Ports for Foreign Countries, by Country of Destination, Kind of Cargo, Registry of Vessel and Geographic Area

Country of destination and kind of cargo	Registry of Vessel	At Atlantic and Lower St. Lawrence Ports, Montreal and below	At Great Lakes and Upper St. Lawrence Ports above Montreal	At Pacific Ports	Total
		Cargo tons (2000 lb.)			
CANNED FOODS	OTHER			2	2
ASBESTOS	NETH	50			50
LUMBER TIMBER BOX ETC	LIBER			225	225
	NETH			102	102
	UK			1223	1223
WOODPULP	UK			100	100
NEWSPRINT	LIBER			150	150
	NORW	265			265
	UK			150	150
	OTHER			152	152
ALUMINUM BARS ETC	NORW	4			4
MACHINERY	NETH			2	2
ELECTR EQUIP AND PARTS	NETH			30	30
GENERAL	NORW	1277			1277
	UK			6	6
		1596		2160	3756
CAPE VERDE ISLANDS					
FLOUR GRAIN	OTHER	390			390
		390			390
CONGO AND BELGIAN AFRICA					
FISH FRESH FROZEN CURED	OTHER	4			4
FLOUR GRAIN	USA	124			124
	OTHER	8455			8455
OTHER MILL PRODUCTS	OTHER	104			104
CANNED FOODS	NORW	13			13
	USA	4			4
ASBESTOS	NORW	192			192
NEWSPRINT	NORW	2939			2939
	UK	843			843
ALUMINUM BARS ETC	NORW	299			299
MACHINERY	USA	20			20
GENERAL	NORW	4276			4276
ALL OTHER FREIGHT NOS	NORW			1	1
		17273		1	17274
FRENCH AFRICA					
FLOUR GRAIN	UK	200			200
	USA	1			1
CANNED FOODS	UK	1			1
AUTOS TRUCKS PARTS	UK	33			33
GENERAL	UK	40			40
ALL OTHER FREIGHT NOS	UK	18			18
		293			293
GHANA					
FISH FRESH FROZEN CURED	UK	1			1
DAIRY PRODUCE AND EGGS	UK	57			57
FLOUR GRAIN	DENMK		2835		2835
	GER	264			264
	LIBER		1680		1680
	NORW	1174			1174
	UK	11657			11657
	USA	8501			8501
CANNED FOODS	UK	8			8
	OTHER			2	2
BEVERAGES	UK	1			1
TEXTILE FABRICS	UK	6			6
AUTOS TRUCKS PARTS	UK	12			12
GENERAL	UK	4			4
ALL OTHER FREIGHT NOS	UK	1			1
		21686	4515	2	26203
GUINEA					
FLOUR GRAIN	NORW	1492			1492
	USA	181			181
OTHER MILL PRODUCTS	DENMK	905			905

SHIPPING REPORT, 1959

TABLE 1. Cargoes Loaded at Canadian Ports for Foreign Countries, by Country of Destination, Kind of Cargo, Registry of Vessel and Geographic Area

Country of destination and kind of cargo	Registry ¹ of Vessel	At Atlantic and Lower St. Lawrence Ports, Montreal and below	At Great Lakes and Upper St. Lawrence Ports above Montreal	At Pacific Ports	Total
GUINEA CONTD					
OTHER MILL PRODUCTS CONTD	UK	60			60
GENERAL	OTHER	3			3
		2641			2641
LIBERIA					
FISH FRESH FROZEN CURED	NORW	3			3
	UK	7			7
	USA	68			68
FLOUR GRAIN	GER	22			22
	SWEDN	752			752
	UK	38			38
	USA	255			255
CANNED FOODS	UK	22			22
	USA	21		2	23
GENERAL	UK	1			1
	USA	29			29
		1218		2	1220
MOROCCO AND TANGIER					
FLOUR GRAIN	ITALY	56			56
BEVERAGES	ITALY	13			13
	USA	43			43
ASBESTOS	ITALY	325			325
	UK	151			151
GENERAL	ITALY	126	8		134
	NETH	35			35
	NORW	137			137
	UK	8			8
	USA	4			4
		898	8		906
MOZAMBIQUE					
FISH FRESH FROZEN CURED	NETH			76	76
	NORW	7			7
	UK			5	5
WHEAT	NETH			336	336
	NORW	1500			1500
	UK			1829	1829
OTHER VEGETABLES	NETH			2	2
CANNED FOODS	JAPAN			14	14
	NETH			11	11
	NORW	8			8
	OTHER			6	6
OTHER AGRICULTURAL PROD	NETH			1	1
LOGS POSTS POLES ETC	NORW	437			437
LUMBER TIMBER BOX ETC	GREEK			605	605
	JAPAN			428	428
	LIBER			6586	6586
	NETH			9276	9276
	NORW			366	366
	UK			11902	11902
	OTHER			815	815
PLYWOOD AND VENEER	NETH			7	7
	UK			22	22
WOODPULP	LIBER			112	112
NEWSPRINT	NETH			149	149
	NORW	6773			6773
PAPER OTHER	NORW	421			421
ANIMAL OILS	NETH			224	224
CHEMICALS AND CHEM PROD	NETH			7	7
ALUMINUM BARS ETC	NORW	30			30
MACHINERY	JAPAN			2	2
	NETH			5	5
	NORW			1	1
	UK			1	1
	OTHER			3	3
GENERAL	NETH			8	8
	NORW	9011	5	2	9018
ALL OTHER FREIGHT NOS	NORW	58			58
		18245	5	32801	51051

1. See page 118

TABLE 1. Cargoes Loaded at Canadian Ports for Foreign Countries, by Country of Destination, Kind of Cargo, Registry of Vessel and Geographic Area

Country of destination and kind of cargo	Registry of Vessel	At Atlantic and Lower St. Lawrence Ports, Montreal and below	At Great Lakes and Upper St. Lawrence Ports above Montreal	At Pacific Ports	Total
		Cargo tons (2000 lb.)			
NIGERIA					
CATS	UK	9			9
FLOUR GRAIN	DEM MK		1 425		1 425
	GER	98			98
	NORW	3			3
	UK	2 793			2 793
	USA	947			947
CANNED FOODS	UK	1			1
OTHER MANUFACTURED FOOD	UK	1			1
TEXTILE FABRICS	UK	5			5
ALUMINUM BARS ETC	UK	6			6
AUTOS TRUCKS PARTS	UK	1			1
	USA	5			5
GENERAL	UK	2			2
	USA	33			33
ALL OTHER FREIGHT NOS	USA	2			2
		3 906	1 425		5 331
SIERRA LEONE					
DAIRY PRODUCE AND EGGS	NORW	28			28
FLOUR GRAIN	GER	1 943			1 943
	NORW	10 949			10 949
	SWEDN	231			231
	UK	2 265			2 265
	USA	2 695			2 695
CANNED FOODS	NORW	13		1	14
LOGS POSTS POLES ETC	NORW	261			261
LUMBER TIMBER BOX ETC	GREEK			189	189
PAPERBOARD PULPBOARD	SWEDN	2			2
AUTOS TRUCKS PARTS	UK	3			3
GENERAL	GER	550			550
ALL OTHER FREIGHT NOS	NORW	1			1
	USA	1			1
		18 942		190	19 132
SPANISH AFRICA					
FLOUR GRAIN	USA	123			123
		123			123
TUNISIA					
GENERAL	NORW	7 899			7 899
		7 899			7 899
UNION OF SOUTH AFRICA					
FISH FRESH FROZEN CURED	JAPAN			2	2
	NETH			115	115
	NORW	37		13	50
	UK			23	23
	OTHER			1	1
WHEAT	GER			7 056 0	7 056 0
	JAPAN			3 150	3 150
	CIBER			7 851 2	7 851 2
	NETH			1 163 0	1 163 0
	NORW			5 992	5 992
	SWEDN			1 299 2	1 299 2
	UK			8 335 1	8 335 1
	OTHER			2 307 2	2 307 2
FLOUR GRAIN	NORW	150			150
	USA	837			837
POTATOES	NORW	119			119
OTHER VEGETABLES	JAPAN			6	6
	NETH			3	3
CANNED FOODS	JAPAN			27	27
	NETH			12	12
	NORW	194		8	202
	OTHER			55	55
OTHER MANUFACTURED FOOD	NETH			5	5
OTHER AGRICULTURAL PROD	NETH			19	19
	UK			1	1

SHIPPING REPORT, 1959

TABLE 1. Cargoes Loaded at Canadian Ports for Foreign Countries, by Country of Destination, Kind of Cargo, Registry of Vessel and Geographic Area

Country of destination and kind of cargo	Registry ¹ of Vessel	At Atlantic and Lower St. Lawrence Ports, Montreal and below	At Great Lakes and Upper St. Lawrence Ports above Montreal	At Pacific Ports	Total
		Cargo tons (2000 lb.)			
UNION OF SOUTH AFRICA CONTD					
OTHER AGR PROD CONTD	OTHER			8	8
OTHER CRUDE VEG PROD	NETH			1	1
	UK			10	10
LOGS POSTS POLES ETC	NORW	3 186			3 186
VEGETABLE TEXTILE MATRL	OTHER			20	20
LUMBER TIMBER BOX ETC	GREEK			420	420
	JAPAN			3 718	3 718
	LIBER			3 470 3	3 470 3
	NETH			2 084 1	2 084 1
	NORW	92		5 533	5 625
	UK			4 772 4	4 772 4
	OTHER			975	975
PLYWOOD AND VENEER	JAPAN			4	4
	LIBER			52	52
	NETH			12	12
	UK			75	75
WOODPULP	LIBER			280	280
	NORW	5			5
	UK			275	275
NEWSPRINT	NETH			15	15
	NORW	29 322			29 322
	UK	5 835		1 100	69 35
	OTHER			39	39
PAPERBOARD PULPBOARD	NORW	6			6
PAPER OTHER	JAPAN			116	116
	LIBER			221	221
	NETH			3 337	3 337
	NORW			169	172
	UK	3		236	236
	OTHER			151	151
OTHER MFD WOOD PRODUCTS	NETH			4	4
TEXTILE FABRICS	NORW	25			25
ANIMAL OILS	NETH			3 957	3 957
	NORW		1 277		1 277
CHEMICALS AND CHEM PROD	NETH			484	484
	NORW	689		2	691
	UK			104	104
	OTHER			250	250
PETROLEUM OILS	NETH			34	34
RAILS AND FASTENINGS	NORW	11 280			11 280
OTHER IRON AND STEEL	NETH			3	3
ALUMINUM BARS ETC	LIBER			80	80
	NETH			982	982
	NORW	2 112		172	2 284
	UK			340	340
MACHINERY	JAPAN			4	4
	LIBER			1	1
	NETH			5	5
	NORW			7	7
	UK			2	2
GENERAL	NETH			1	1
	NORW	21 291	337	1	21 629
	OTHER			1	1
ALL OTHER FREIGHT NOS	NETH			6	6
	NORW	56			56
	UK			2	2
	USA	2			2
		7 524 1	1 614	4 160 26	4 928 81
OTHER BRITISH AFRICA					
FISH FRESH FROZEN CURED	UK			4	4
FLOUR GRAIN	UK	634			634
MACHINERY	UK	1			1
GENERAL	NORW	5			5
		640		4	644
GRAND TOTAL		31 242 709	8 662 554	10 550 040	50 455 303

TABLE 2. Cargoes Loaded at Canadian Ports for Foreign Countries, by Commodity and Geographic Area

Commodity	At Atlantic and Lower St. Lawrence Ports, Montreal and below	At Great Lakes and Upper St. Lawrence Ports above Montreal	At Pacific Ports	Total
	Cargo tons (2000 lb.)			
CATTLE AND CALVES	132			132
OTHER LIVE ANIMALS	41		2	43
MEAT FRESH FROZEN	971	31	1779	2781
MEAT CURED SALTED	361	45	83	489
FISH FRESH FROZEN CURED	91574	894	10523	102991
DAIRY PRODUCE AND EGGS	23402	1222	2	24626
WHEAT	3976332	335603	3119549	7431484
CORN	250040	59872		309912
BARLEY	168094	451476	893172	1512742
RYE	7946	110494	5154	123594
OATS	27004	12705	76367	116076
OTHER GRAIN	150	505	183	838
MALT	10834		18255	29089
FLOUR GRAIN	247279	36973	219696	503948
OTHER MILL PRODUCTS	21654	112143	5325	139122
APPLES	5805	24	10312	16141
OTHER FRUIT FRESH	3219		426	3645
DRIED FRUITS ETC	4046		442	4488
FRUIT PULP ETC IN BULK	3106			3106
NUTS	6			6
POTATOES	69758		17	69775
PEAS AND BEANS DRIED	5602	4609	513	10724
OTHER VEGETABLES	204		2122	2326
COCOA CHOCOLATE	10			10
CANNED FOODS	4199	537	14343	19079
OTHER MANUFACTURED FOOD	1426	794	13281	15501
HAY AND STRAW	302	63		365
SHORTS MIDDINGS BRAN	6296		9714	16010
GRAIN SCREENINGS	1391	28316	10926	40633
BEVERAGES	1037	831	4267	6135
TOBACCO	10571	145		10716
OTHER AGRICULTURAL PROD	834	588	845	2267
HIDES	993	325	2094	3412
SKINS	113	22	94	229
OTHER CRUDE ANIMAL PROD	9720	1611	7675	19006
SEEDS	122	655	6362	7139
FLAXSEED	132341	62813	175651	370805
RAPESEED	7628		90520	98148
SOYA BEANS	130542	113		130655
MUSTARD SEED			26344	26344
RUBBER	6707	16437	265	23409
OTHER CRUDE VEG PROD	1447	302	1363	3112
LOGS POSTS POLES ETC	75283	8000	63704	146987
PULPWOOD AND CHIPS	384190	187959	583274	1155423
FIREWOOD HOGGED FUEL	28		204436	204464
OTHER CRUDE WOOD MATRL	694		374	1068
WOOL	149	28	46	223
VEGETABLE TEXTILE MATRL	76	27	774	877
IRON ORE	15332222	4203401	814595	20350218
ILMENITE ORE	22638			22638
COPPER ORE AND CONCENTR	10856		22027	32883
LEAD AND ZINC ORE ETC	106288	6169	12330	124787
NICKEL ORE AND CONCENTR	1625		7	1632
BAUXITE	93984			93984
OTHER MET ORES AND CONC	45537		90	45627
COAL BITUMINOUS	8270		35	8305
ASPHALT	6			6
ASBESTOS	288369		17520	305889
CLAY AND BENTONITE	326	539387		539713
SAND GRAVEL AND STONE		392283	424	392707

SHIPPING REPORT, 1959

TABLE 2. Cargoes Loaded at Canadian Ports for Foreign Countries, by Commodity and Geographic Area

Commodity	At Atlantic and Lower St. Lawrence Ports, Montreal and below	At Great Lakes and Upper St. Lawrence Ports above Montreal	At Pacific Ports	Total
	Cargo tons (2000 lb.)			
GRANITE			121	121
LIMESTONE		124350	322530	446880
QUARTZITE		102190		102190
SLATE AND BLOCK STONE	30			30
GYPSPUM	4674084			4674084
SALT	864	512228	260	513352
SULPHUR	34741		8889	43630
OTHER CRUDE NON MET MIN	248022	9408	458	257888
SLAG	253495			253495
IRON AND STEEL SCRAP	118452	89751	4184	212387
NON FERROUS METAL SCRAP	1047	150	4227	5424
WASTE MATERIALS N O S	1315	1284	2975	5574
LEATHER	111		23	134
RUBBER FAB MATERIALS	631	594	132	1357
LUMBER TIMBER BOX ETC	79007	3106	2064217	2146330
PLYWOOD AND VENEER	35	198	45080	45313
WOODPULP	254867	93881	477947	826695
NEWSPRINT	1663127	330323	506988	2500438
PAPERBOARD PULPBOARD	19734		5542	25276
PAPER OTHER	15968	28	38046	54042
OTHER MFD WOOD PRODUCTS	7601	16	873	8490
TEXTILE FABRICS	528	36	800	1364
ANIMAL OILS	11477	4587	18149	34213
FISH OILS ETC	1703		12919	14622
VEGETABLE OILS	666	8186	51	8903
FERTILIZERS			187986	187986
CHEMICALS AND CHEM PROD	63419	33859	27352	124630
GASOLINE			63323	63323
PETROLEUM OILS	94103	24943	16328	135374
COKE	9899	13552		23451
PITCH TAR CREOSOTE	521			521
OTHER PETR AND COAL PR	200	404		604
IRON ALLOYS	2444	40		2484
IRON PIG AND BLOOM	110509	305395		415904
IRON AND STEEL BAR ETC	35596	60190	12666	108452
RAILS AND FASTENINGS	26456		4442	30898
OTHER IRON AND STEEL	1666	17142	1098	19906
ALUMINUM BARS ETC	216526	213	125683	342422
COPPER BRASS BRONZE ETC	31340	181	381	31902
LEAD BARS ETC	2239	27	37990	40256
NICKEL BARS ETC	42007	9329	36	51372
ZINC BARS ETC	12043	526	66213	78782
OTHER NON FERROUS METAL	1170	1447	1010	3627
BRICK	1109	1	90	1200
GLASS SHEET ETC	58			58
CEMENT		232451	3805	236256
LIME AND PLASTER			8257	8257
OTHER NON MET MIN PROD	51	1576	129	1756
MACHINERY	7875	893	2167	10935
AUTOS TRUCKS PARTS	11475	985	829	13289
ELECTR EQUIP AND PARTS	4525	7	30	4612
GLASSWARE AND CHINAWARE	22		34	56
FIREARMS AMMUNITION ETC	5167		1700	6869
CONTAINERS EMPTY	2823	11	585	3419
GENERAL	1561832	96543	18023	1676474
ALL OTHER FREIGHT NOS	6349	5121	8042	19512
GRAND TOTAL	31242709	8662554	10550040	50455303

TABLE 3. Cargoes Unloaded at Canadian Ports from Foreign Countries, by Country of Origin, Kind of Cargo, Registry of Vessel and Geographic Area

Country of origin and kind of cargo	Registry ¹ of Vessel	At Atlantic and Lower St. Lawrence Ports, Montreal and below	At Great Lakes and Upper St. Lawrence Ports above Montreal	At Pacific Ports	Total
ST PIERRE AND MIQUELON					
FISH FRESH FROZEN CURED	CAN	55			55
SALT	CAN	40			40
PETROLEUM OILS	CAN	545			545
AUTOS TRUCKS PARTS	OTHER	2			2
CONTAINERS EMPTY	OTHER	1			1
GENERAL	CAN	3			3
	OTHER	454			454
		1100			1100
ALASKA					
MEAT FRESH FROZEN	USA			13	13
FISH FRESH FROZEN CURED	CAN			55	55
	USA			5300	5300
CANNED FOODS	USA			146	146
OTHER CRUDE ANIMAL PROD	USA			5	5
LEAD AND ZINC ORE ETC	CAN			33217	33217
ASBESTOS	CAN			33222	33222
IRON AND STEEL SCRAP	CAN			155	155
NON FERROUS METAL SCRAP	CAN			264	264
WASTE MATERIALS N O S	CAN			10	10
WOODPULP	CAN			2100	2100
	USA			153710	153710
PETROLEUM OILS	USA			5254	5254
MACHINERY	CAN			159	159
AUTOS TRUCKS PARTS	CAN			64	64
	USA			21	21
CONTAINERS EMPTY	USA			217	217
GENERAL	CAN			195	195
	USA			352	352
ALL OTHER FREIGHT NOS	CAN			502	502
				234961	234961
U S WEST COAST PORTS					
MEAT FRESH FROZEN	UK			63	63
	USA			1	1
FISH FRESH FROZEN CURED	CAN			1	1
	USA			198	198
OTHER GRAIN	LIBER			404	404
	SWEDN			3	3
MALT	USA			50	50
OTHER MILL PRODUCTS	USA			10	10
APPLES	CAN			15	15
BANANAS	USA			1129	1129
OTHER FRUIT FRESH	JAPAN	12			12
	USA			1426	1426
DRIED FRUITS ETC	GER			2	2
FRUIT PULP ETC IN BULK	JAPAN	354			354
POTATOES	CAN			305	305
	USA			660	660
OTHER VEGETABLES	CAN			60	60
	USA			2564	2564
MOLASSES	USA			4	4
COFFEE	USA			169	169
CANNED FOODS	CAN			53	53
	JAPAN	488			488
	LIBER			742	742
	NETH			150	150
	UK	204		56	260
	USA	418		75	493
OTHER MANUFACTURED FOOD	GER			19	19
	SWEDN			20	20
	USA			300	300
BEVERAGES	CAN			8	8
	GER			10	10
	NETH			1	1
	USA			80	80
OTHER AGRICULTURAL PROD	SWEDN			1	1
	USA			130	130
OTHER CRUDE ANIMAL PROD	CAN			400	400

SHIPPING REPORT, 1959

TABLE 3. Cargoes Unloaded at Canadian Ports from Foreign Countries, by Country of Origin, Kind of Cargo, Registry of Vessel and Geographic Area

Country of origin and kind of cargo	Registry of Vessel	At Atlantic and Lower St. Lawrence Ports, Montreal and below	At Great Lakes and Upper St. Lawrence Ports above Montreal	At Pacific Ports	Total
					Cargo tons (2000 lb.)
US WEST COAST PORTS CONTD	USA			47	47
OTHER CRUDE ANIMAL CONTD	USA			18	18
SEEDS	USA			20	20
RUBBER	USA			22	22
OTHER CRUDE VEG PROD	CAN			6	6
	NORW			6	6
LOGS POSTS POLES ETC	CAN			40634	40634
	USA			34997	34997
PULPWOOD AND CHIPS	USA			1334	1334
FIREWOOD HOGGED FUEL	CAN			240	240
OTHER CRUDE WOOD MATRL	USA			2	2
WOOL	USA			8	8
VEGETABLE TEXTILE MATRL	USA			15	15
BAUXITE	CAN			61	61
ASPHALT	USA			15	15
CLAY AND BENTONITE	CAN			5	5
	USA			7	7
SAND GRAVEL AND STONE	CAN			81607	81607
	USA			441	441
GRANITE	CAN			450	450
LIMESTONE	CAN			58	58
GYPSSUM	CAN			12440	12440
	USA			1100	1100
SALT	CAN			9229	9229
	NORW			11202	11202
	SWEDN			2022	2022
	USA			17	17
SULPHUR	NORW			3696	3696
OTHER CRUDE NON MET MIN	USA			41	41
SLAG	CAN			1542	1542
NON FERROUS METAL SCRAP	CAN			3	3
WASTE MATERIALS N O S	USA			1046	1046
RUBBER FAB MATERIALS	NORW			1	1
	USA			128	128
LUMBER TIMBER BOX ETC	CAN			51	51
	DENMK	4374			4374
	GER			388	388
	NORW			250	250
	USA			577	577
PLYWOOD AND VENEER	USA			6	6
WOODPULP	USA			7502	7502
NEWSPRINT	NORW			4	4
	SWEDN			8	8
	USA			359	359
PAPER OTHER	CAN			342	342
	USA			64	64
OTHER MFD WOOD PRODUCTS	USA			676	676
TEXTILE FABRICS	SWEDN			5	5
	USA			19	19
VEGETABLE OILS	USA			44	44
FERTILIZERS	CAN			105	105
	NORW	3580			3580
	USA			6	6
CHEMICALS AND CHEM PROD	CAN			88401	88401
	GER			2289	2289
	NORW			389	389
	SWEDN			1030	1030
	UK			51	51
	USA			14874	14874
GASOLINE	CAN			3905	3905
PETROLEUM OILS	CAN			21767	21767
	GER			2	2
	LIBER			95059	95059
	NORW			36418	36418
	SWEDN			2	2
	USA			330108	330108
OTHER PETR AND COAL PR	CAN			27	27
IRON AND STEEL BAR ETC	CAN			667	667
	USA			267	267
OTHER IRON AND STEEL	CAN			459	459

SHIPPING REPORT, 1959

TABLE 3. Cargoes Unloaded at Canadian Ports from Foreign Countries, by Country of Origin, Kind of Cargo, Registry of Vessel and Geographic Area

Country of origin and kind of cargo	Registry of Vessel	At Atlantic and Lower St. Lawrence Ports, Montreal and below	At Great Lakes and Upper St. Lawrence Ports above Montreal	At Pacific Ports	Total
OTHER IRON AND STEEL CONTD	GER			12	12
	NORW			1	1
	SWEDN			15	15
	USA			665	665
ALUMINUM BARS ETC	USA			22	22
ZINC BARS ETC	USA			2	2
OTHER NON FERROUS METAL	USA			22	22
BRICK	CAN			25	25
	USA			3	3
SEWER PIPE DRAIN TILE	CAN			56	56
GLASS SHEET ETC	USA			6	6
CEMENT	CAN			56	56
	USA			130	130
LIME AND PLASTER	CAN			51	51
	USA			41	41
OTHER NON MET MIN PROD	CAN			68	68
	USA			48	48
MACHINERY	CAN			535	535
	GER			1	1
	NORW			93	93
	SWEDN			4	4
	USA			365	365
AUTOS TRUCKS PARTS	GER			1	1
	NORW			1	1
	UK			4	4
	USA			31	31
GLASSWARE AND CHINAWARE	USA			22	22
CONTAINERS EMPTY	CAN	9		2	11
	NORW			1452	1452
	SWEDN			19	19
	USA			2513	2513
GENERAL	CAN			4	4
	ITALY			8	8
	JAPAN	9831	396		10227
	NETH			3436	3436
	NORW	10			10
	SWEDN			2	2
	UK	3442	141	1821	5404
	USA			440	440
ALL OTHER FREIGHT NOS	CAN			152	152
	GER			45	45
	NORW			67	67
	SWEDN			35	35
	USA			1208	1208
		22722	537	831168	854427
U S GREAT LAKES PORTS					
DAIRY PRODUCE AND EGGS	PANAM	1269			1269
WHEAT	CAN	133875	3300		137175
CORN	CAN	336659	189777		526436
	DENMK	3303			3303
	UK	39459			39459
	USA		100968		100968
BARLEY	CAN	39192	2528		41720
	UK	11183			11183
	USA	12516			12516
RYE	CAN		3004		3004
OATS	CAN		6205		6205
	UK	2380			2380
OTHER MILL PRODUCTS	CAN	3450	19254		22704
PEAS AND BEANS DRIED	CAN	20000	3060		23060
	SWEDN	100			100
	UK	34			34
MOLASSES	USA		2215		2215
FLAXSEED	CAN	50836	17228		68064
	UK	5621			5621
	USA	3885			3885
SOYA BEANS	CAN	86731	348319		435050
	GER	871			871
	USA		1563		1563
LOGS POSTS POLES ETC	CAN		18		18
IRON ORE	CAN		2458203		2458203

SHIPPING REPORT, 1959

TABLE 3. Cargoes Unloaded at Canadian Ports from Foreign Countries, by Country of Origin, Kind of Cargo, Registry of Vessel and Geographic Area

Country of origin and kind of cargo	Registry ¹ of Vessel	At Atlantic and Lower St. Lawrence Ports, Montreal and below	At Great Lakes and Upper St. Lawrence Ports above Montreal	At Pacific Ports	Total
		Cargo tons (2000 lb.)			
US GREAT LAKES PORTS CONTD					
IRON ORE CONTD	USA		1 751 141		1 751 141
OTHER MET ORES AND CONC	CAN		9 296		9 296
COAL ANTHRACITE	CAN	5 072	4 707		9 779
	USA		1 999		1 999
COAL BITUMINOUS	CAN	6 480 96	7 691 520		8 339 616
	PANAM		7 080		7 080
	USA		2 614 827		2 614 827
CLAY AND BENTONITE	CAN		1 706		1 706
	USA		40 324		40 324
SAND GRAVEL AND STONE	USA		6 626 64		6 626 64
LIMESTONE	CAN	7 352	4 868 6		5 603 8
	USA		7 888 94		7 888 94
PHOSPHATE ROCK	NORW		3 200		3 200
SALT	CAN	6 824 4	2 750 2		9 574 6
	USA		1 608 0		1 608 0
SULPHUR	CAN		1 182 0		1 182 0
	NORW	1 120			1 120
	SWEDN	4 000			4 000
	USA		40 093		40 093
OTHER CRUDE NON MET MIN	USA		6 060		6 060
SLAG	USA		5 500		5 500
IRON AND STEEL SCRAP	CAN		1 602 81		1 602 81
	USA		3 159 6		3 159 6
WASTE MATERIALS N O S	USA		600		600
PAPER OTHER	CAN		4		4
FERTILIZERS	USA		6 801		6 801
CHEMICALS AND CHEM PROD	CAN	14 600			14 600
	USA		19 681		19 681
GASOLINE	CAN		2 489 5		2 489 5
	PANAM	12 000			12 000
PETROLEUM OILS	CAN		2 353 43		2 353 43
	NORW	7 000			7 000
	USA	7 000	2 639 58		2 709 58
COKE	CAN	3 635	19 667		23 302
	USA		4 080 3		4 080 3
IRON PIG AND BLOOM	USA		6 305		6 305
IRON AND STEEL BAR ETC	CAN	6 278	1 046		7 324
	DENMK	830			830
	UK	10 571			10 571
	USA		1 120		1 120
RAILS AND FASTENINGS	CAN	11 752			11 752
	DENMK	17 562			17 562
	NORW	6 613			6 613
	UK	2 260			2 260
OTHER IRON AND STEEL	CAN		4		4
MACHINERY	CAN	1			1
	DENMK	322			322
	NORW	240			240
	USA		79		79
AUTOS TRUCKS PARTS	CAN	295			295
CONTAINERS EMPTY	CAN	22	1		23
	UK	296			296
GENERAL	CAN	156	105		261
	DENMK	200			200
	GER		62		62
	NORW	684	15		699
	SWEDN	900			900
	UK	19			19
ALL OTHER FREIGHT NOS	CAN	2			2
		15 884 86	1 612 510 7		1 771 359 3
U S ATLANTIC AND GULF PORTS					
OTHER LIVE ANIMALS	CAN	1			1
MEAT FRESH FROZEN	CAN	446			446
	UK	183			183
MEAT CURED SALTED	CAN	770			770
FISH FRESH FROZEN CURED	CAN	1 615			1 615
	SWEDN	10			10
	USA	360			360
OTHER GRAIN	GER			896	896
	SWEDN	80			80
APPLES	CAN	34			34
OTHER FRUIT FRESH	CAN	743			743

SHIPPING REPORT, 1959

TABLE 3. Cargoes Unloaded at Canadian Ports from Foreign Countries, by Country of Origin, Kind of Cargo, Registry of Vessel and Geographic Area

Country of origin and kind of cargo	Registry of Vessel	At Atlantic and Lower St. Lawrence Ports, Montreal and below	At Great Lakes and Upper St. Lawrence Ports above Montreal	At Pacific Ports	Total
OTHER FRUIT FRESH CONTD	NORW	3			3
	SWEDN	1837			1837
	UK	330			330
FRUIT PULP ETC IN BULK	CAN	77			77
	SWEDN	3469			3469
NUTS	NETH			14	14
PEAS AND BEANS DRIED	NETH			1	1
OTHER VEGETABLES	CAN	709			709
	UK	448			448
MOLASSES	LIBER	548			548
COFFEE	USA			35	35
TEA	NETH			1	1
CANNED FOODS	CAN	591			591
	GER			1449	1449
	NETH			9	9
	SWEDN	3146			3146
	UK			15	15
	USA	4140			4140
OTHER MANUFACTURED FOOD	CAN	260			260
	UK	782			782
BEVERAGES	CAN	43			43
	NORW	13			13
TOBACCO	UK	5			5
OTHER CRUDE ANIMAL PROD	CAN	137			137
	USA	122			122
RUBBER	DENMK	6			6
OTHER CRUDE VEG PROD	NETH			33	33
LOGS POSTS POLES ETC	NETH	635			635
VEGETABLE TEXTILE MATRL	GER	716			716
	NORW	545			545
	SWEDN	4076			4076
	USA		1125		1125
IRON ORE	NETH			31	31
OTHER MET ORES AND CONC	CAN	1529			1529
COAL ANTHRACITE	GER	19132			19132
	LIBER	54012			54012
	NORW	18077			18077
	PANAM	18043			18043
COAL BITUMINOUS	CAN	14886	7867		22753
	GER	5270			5270
	LIBER	1964			1964
	NETH	1145			1145
	NORW	10025			10025
	UK	30402			30402
	USA		3130		3130
	OTHER	1495			1495
CRUDE PETROLEUM	CAN		4600		4600
	LIBER	26676			26676
	USA		29800		29800
	CAN	2250			2250
CLAY AND BENTONITE	USA		11000		11000
SAND GRAVEL AND STONE	USA		5426		5426
LIMESTONE	GER	1300			1300
GYPSUM	GER	1429			1429
PHOSPHATE ROCK	ITALY	19879			19879
	LIBER	20049			20049
	NORW	16579	4050		20629
	PANAM	21252	5360		26612
	SWEDN	3530			3530
	UK	161733			161733
SALT	CAN	5			5
SULPHUR	DENMK	14231			14231
	GER	34634		2800	37434
	LIBER	4759			4759
	NORW	125007		4920	129927
	SWEDN	23651			23651
	UK	22108			22108
	NORW	1800			1800
OTHER CRUDE NON MET MIN	USA		15142		15142
IRON AND STEEL SCRAP	CAN	16			16
WASTE MATERIALS N O S	USA		1100		1100
LUMBER TIMBER BOX ETC	CAN	20			20
	DENMK	28304			28304

SHIPPING REPORT, 1959

TABLE 3. Cargoes Unloaded at Canadian Ports from Foreign Countries, by Country of Origin, Kind of Cargo, Registry of Vessel and Geographic Area

Country of origin and kind of cargo	Registry ¹ of Vessel	At Atlantic and Lower St. Lawrence Ports, Montreal and below	At Great Lakes and Upper St. Lawrence Ports above Montreal	At Pacific Ports	Total
US ATLANTIC AND GULF PORTS CONTD					
LUMBER BOX ETC CONTD	GER	3 300			3 300
	LIBER	2 707			2 707
	NORW	2 699			2 699
	SWEDN	24			24
NEWSPRINT	NORW	4 00			4 00
	SWEDN	34			34
	UK	44			44
PAPERBOARD PULPBOARD	UK	1 296			1 296
PAPER OTHER	CAN	149			149
	NORW	849			849
	SWEDN	224			224
	UK	463			463
TEXTILE FABRICS	CAN	59			59
ANIMAL OILS	CAN	1			1
	NETH			5	5
FISH OILS ETC	CAN	9			9
VEGETABLE OILS	CAN	1 133			1 133
	NETH			22	22
FERTILIZERS	CAN	3 010			3 010
	GER	3 500			3 500
	ITALY	13 482			13 482
	LIBER	13 581			13 581
	NETH			4	4
	NORW	3 8036	3 979		4 2015
	SWEDN	50			50
	UK	2 0888			2 0888
CHEMICALS AND CHEM PROD	USA		1 700		1 700
	CAN	3 500			3 500
	LIBER	4 203			4 203
	NETH			22	22
	NORW	1 2975		2	1 2977
	PANAM	3 832			3 832
	SWEDN	50			50
	UK	10 066			10 066
	USA		8 472		8 472
GASOLINE	GREEK	1 241			1 241
	NETH	2 714			2 714
	NORW	6 6317			6 6317
	PANAM	5 0259			5 0259
	SWEDN	8 754			8 754
	UK	2 7657			2 7657
	USA	2 6855	3 2217		5 9072
PETROLEUM OILS	CAN	3 3386			3 3386
	GREEK	1 6673			1 6673
	ITALY	1 5369			1 5369
	LIBER	11 300			11 300
	NETH	1 4985			1 4985
	NORW	1 5136	10 364		2 5500
	SWEDN	7 630			7 630
	UK	8 3637			8 3637
	USA	1 1773	3 0458		4 2231
	OTHER	3 100	4 3077		4 6177
COKE	GER	3 621			3 621
	NORW	1 3812			1 3812
	UK	1 7443			1 7443
IRON AND STEEL BAR ETC	CAN	8			8
	NETH			193	193
OTHER IRON AND STEEL	CAN	120			120
	NETH			32	32
MACHINERY	CAN	355			355
	DENMK	207			207
	NETH			27	27
	UK	406			406
AUTOS TRUCKS PARTS	CAN	20			20
	DENMK	2			2
	USA	176			176
GLASSWARE AND CHINAWARE	SWEDN	8			8
CONTAINERS EMPTY	CAN	1 774			1 774
	GER	10			10
	NETH			4	4
	NORW	954			954
	PANAM	1			1
	SWEDN	179			179

1. See page 118

SHIPPING REPORT, 1959

TABLE 3. Cargoes Unloaded at Canadian Ports from Foreign Countries, by Country of Origin, Kind of Cargo, Registry of Vessel and Geographic Area

Country of origin and kind of cargo	Registry of Vessel	At Atlantic and Lower St. Lawrence Ports, Montreal and below	At Great Lakes and Upper St. Lawrence Ports above Montreal	At Pacific Ports	Total
		Cargo tons (2000 lb.)			
CONTAINERS EMPTY CONTD	UK	1 463			1 463
	USA	63			63
GENERAL	CAN	19 550			19 550
	NORW	865			865
	PANAM	6			6
	SWEDN	4 806			4 806
	UK	1 061 0		81	1 069 1
	USA	1 673 9			1 673 9
ALL OTHER FREIGHT NOS	CAN	342			342
	NETH			13	13
	NORW	23			23
	SWEDN	9			9
	UK	38			38
	USA	17			17
		13 630 49	2 188 67	1 060 9	15 925 25
BAHAMAS					
SALT	CAN	500			500
	DENMK	3 758			3 758
	GER	13 332			13 332
	LIBER	7 780			7 780
	SWEDN	963			963
GENERAL	OTHER	2 800			2 800
	ITALY	11			11
	NORW	16			16
		29 160			29 160
BERMUDA					
WASTE MATERIALS N O S	CAN	1			1
GENERAL	ITALY	25			25
	LIBER	23			23
	NORW	424			424
	UK	17			17
	OTHER	9			9
		499			499
BRITISH HONDURAS					
GENERAL	OTHER	3			3
		3			3
COSTA RICA					
COFFEE	JAPAN			27	27
	NORW			33	33
	UK			58	58
	USA			293	293
	OTHER			182	182
				593	593
CUBA					
OTHER FRUIT FRESH	GER		72		72
	SWEDN	83			83
	USA		127		127
FRUIT PULP ETC IN BULK	SWEDN	403			403
	USA	35			35
SUGAR RAW AND REFINED	DENMK	5 573			5 573
	GER	19 501	2 603		22 104
	ITALY	7 000	4 505		11 505
	LIBER	8 967	4 900		13 867
	NORW	7 438			7 438
	PANAM	250	1 393		1 643
	SWEDN	2 761	13 047		15 808
	USA	9 304			9 304
	OTHER	4 532			4 532
MOLASSES	GER	1 769			1 769
	LIBER	9 989			9 989
	UK	840			840
	OTHER	1 909			1 909
CANNED FOODS	GER		13		13

SHIPPING REPORT, 1959

TABLE 3. Cargoes Unloaded at Canadian Ports from Foreign Countries, by Country of Origin, Kind of Cargo, Registry of Vessel and Geographic Area

Country of origin and kind of cargo	Registry ¹ of Vessel	At Atlantic and Lower St. Lawrence Ports, Montreal and below	At Great Lakes and Upper St. Lawrence Ports above Montreal	At Pacific Ports	Total
		Cargo tons (2000 lb.)			
CUBA CONTD					
OTHER MANUFACTURED FOOD	SWEDN	62			62
BEVERAGES	ITALY	12			12
	NORW	29			29
	SWEDN	12			12
TEXTILE FABRICS	GER	24	18		42
	SWEDN	557			557
	USA	6	7		13
ALUMINUM BARS ETC	SWEDN	253			253
GENERAL	ITALY	17			17
	NORW	56			56
	SWEDN	270			270
	USA	373	153		526
	OTHER	38			38
ALL OTHER FREIGHT NOS	GER		1		1
	SWEDN	8			8
		82071	26839		108910
DOMINICAN REPUBLIC					
MOLASSES	LIBER	2500			2500
COFFEE	NORW			303	303
	OTHER	42			42
TEXTILE FABRICS	NORW			20	20
	SWEDN	20			20
GENERAL	GER	67			67
	ITALY	1			1
	LIBER	46			46
	NORW	1			1
	SWEDN	45			45
		2722		323	3045
EL SALVADOR					
COFFEE	GER			20	20
	ITALY			58	58
	NORW			20	20
	USA			261	261
	OTHER			264	264
OTHER MANUFACTURED FOOD	USA	25			25
OTHER CRUDE VEG PROD	SWEDN			40	40
	OTHER			38	38
VEGETABLE TEXTILE MATRL	DENMK	425			425
	ITALY	1020		56	1076
	NETH	383			383
	NORW	823			823
	SWEDN			95	95
	USA			194	194
	OTHER			309	309
TEXTILE FABRICS	ITALY			23	23
	SWEDN			34	34
	OTHER			34	34
IRON AND STEEL BAR ETC	GER			5	5
AUTOS TRUCKS PARTS	OTHER			35	35
GENERAL	GER	46			46
		2722		1486	4208
GUATEMALA					
COFFEE	GER			8	8
	ITALY			39	39
	SWEDN			120	120
	UK			48	48
	USA			353	353
	OTHER			17	17
LOGS POSTS POLES ETC	USA			26	26
VEGETABLE TEXTILE MATRL	USA			65	65
GENERAL	OTHER	4			4
		4		676	680

1. See page 118

SHIPPING REPORT, 1959

TABLE 3. Cargoes Unloaded at Canadian Ports from Foreign Countries, by Country of Origin, Kind of Cargo, Registry of Vessel and Geographic Area

Country of origin and kind of cargo	Registry of Vessel	At Atlantic and Lower St. Lawrence Ports, Montreal and below	At Great Lakes and Upper St. Lawrence Ports above Montreal	At Pacific Ports	Total
HAITI					
BEVERAGES	GER	1			1
VEGETABLE TEXTILE MATRL	GER		26		26
TEXTILE FABRICS	GER		169		169
GENERAL	DENMK	15			15
	GER	671			671
	NORW	1059			1059
		1746	195		1941
HONDURAS					
LUMBER TIMBER BOX ETC	OTHER	125			125
GENERAL	OTHER	47			47
		172			172
MEXICO					
CORN	NORW		63		63
OTHER GRAIN	GER	2865			2865
	JAPAN	1667		292	1959
	USA			555	555
	OTHER			2034	2034
OTHER FRUIT FRESH	NORW		10		10
	SWEDN	254			254
	OTHER			12	12
FRUIT PULP ETC IN BULK	GER	70		34	104
	NORW	46			46
	SWEDN	368			368
NUTS	GER	168	58		226
	NORW	125	382		507
	SWEDN	476			476
COFFEE	SWEDN	86			86
	USA			152	152
	OTHER			735	735
CANNED FOODS	GER	190	693		883
	NORW		143		143
	SWEDN	749			749
	OTHER			12	12
BEVERAGES	SWEDN	2			2
SEEDS	SWEDN	3			3
OTHER CRUDE VEG PROD	NORW	144			144
VEGETABLE TEXTILE MATRL	GER	2			2
	NORW	54	4		58
	SWEDN	54			54
GYPSUM	PANAM			86536	86536
SALT	UK			64576	64576
SULPHUR	GREEK	5556			5556
	LIBER		4814		4814
	NORW	19944			19944
OTHER CRUDE NON MET MIN	GER	3598			3598
	NORW	4796			4796
	SWEDN	9990			9990
	UK	3855			3855
PAPERBOARD PULPBOARD	SWEDN	200			200
OTHER MFD WOOD PRODUCTS	SWEDN	1			1
TEXTILE FABRICS	NORW	3			3
	SWEDN	56			56
CHEMICALS AND CHEM PROD	GER	32			32
COPPER BRASS BRONZE ETC	GER	441			441
	SWEDN	407			407
LEAD BARS ETC	NORW	1100	500		1600
ZINC BARS ETC	GER	125			125
	SWEDN	487			487
GLASS SHEET ETC	SWEDN	28			28
GENERAL	GER	23	36		59
	NORW	216	2		218
	SWEDN	2812			2812
ALL OTHER FREIGHT NOS	NORW	2			2
	SWEDN	1			1
	USA			1	1
		60996	6705	154939	222640

SHIPPING REPORT, 1959

TABLE 3. Cargoes Unloaded at Canadian Ports from Foreign Countries, by Country of Origin, Kind of Cargo, Registry of Vessel and Geographic Area

Country of origin and kind of cargo	Registry of Vessel	At Atlantic and Lower St. Lawrence Ports, Montreal and below	At Great Lakes and Upper St. Lawrence Ports above Montreal	At Pacific Ports	Total
		Cargo tons (2000 lb.)			
NETHERLANDS ANTILLES					
VEGETABLE TEXTILE MATRL	DEZMK	280			280
	NETH	140			140
CRUDE PETROLEUM					
	LIBER	11628			11628
	NORW	24840			24840
	PANAM	25089			25089
	UK	1500			1500
ASPHALT					
	NORW	18963			18963
GASOLINE					
	LIBER	147032			147032
	NORW	42731			42731
	PANAM	74739			74739
	USA	6846			6846
PETROLEUM OILS					
	CAN	33047			33047
	DEZMK	14968			14968
	GREEK	27273			27273
	ITALY	35201			35201
	LIBER	393421	11943		405364
	NETH	49466			49466
	NORW	442423			442423
	PANAM	464978			464978
	UK	126510			126510
	USA	86135			86135
	OTIER	32308			32308
GENERAL					
	DEZMK	36			36
	GER	8			8
	NORW	43			43
ALL OTHER FREIGHT NOS					
	NETH	159			159
		2059764	11943		2071707
NICARAGUA					
COFFEE					
	NORW			37	37
	USA			149	149
OTHER CRUDE VEG PROD					
	USA			54	54
VEGETABLE TEXTILE MATRL					
	USA			652	652
GENERAL					
	GER	57			57
		57		892	949
PANAMA AND CANAL ZONE					
OTHER FRUIT FRESH					
	UK			38	38
FRUIT PULP ETC IN BULK					
	UK			24	24
NUTS					
	SWEDN			11	11
COFFEE					
	SWEDN			20	20
OTHER MANUFACTURED FOOD					
	DEZMK			1	1
	UK			4	4
	NETH			2	2
BEVERAGES					
	NORW	184			184
VEGETABLE TEXTILE MATRL					
	NORW			56	56
OTHER MET ORES AND CONC					
	UK			13	13
LUMBER TIMBER BOX ETC					
	DEZMK			36	36
PLYWOOD AND VENEER					
	DEZMK			36	36
TEXTILE FABRICS					
	NORW	58			58
CHEMICALS AND CHEM PROD					
	CAN			12	12
GENERAL					
	CAN			36	36
	DEZMK			1	1
	NETH			15	15
	NORW	12			12
	UK			31	31
		254		300	554
PUERTO RICO					
NUTS					
	NORW			20	20
OTHER MANUFACTURED FOOD					
	CAN	22			22
	CAN	116			116
BEVERAGES					
	DEZMK	1			1
	UK	16			16
	OTIER	88			88
VEGETABLE TEXTILE MATRL					
	NORW	27			27
WASTE MATERIALS NOS					
	UK	14			14
LUMBER TIMBER BOX ETC					
	NORW	415			415
GENERAL					
	CAN	200			200
	LIBER	49			49

SHIPPING REPORT, 1959

TABLE 3. Cargoes Unloaded at Canadian Ports from Foreign Countries, by Country of Origin, Kind of Cargo, Registry of Vessel and Geographic Area

Country of origin and kind of cargo	Registry of Vessel	At Atlantic and Lower St. Lawrence Ports, Montreal and below	At Great Lakes and Upper St. Lawrence Ports above Montreal	At Pacific Ports	Total	
		Cargo tons (2000 lb.)				
GENERAL CONT'D	NORW	309			309	
	OTHER	224			224	
		1481		20	1501	
VIRGIN ISLANDS U S BEVERAGES	DENMK			115	115	
				115	115	
VIRGIN ISLANDS BRITISH SALT	GER	2240			2240	
		2240			2240	
BARBADOS OTHER VEGETABLES SUGAR RAW AND REFINED	GER	1			1	
	DENMK	4369			4369	
	GER	11005			11005	
	NORW	7840			7840	
	OTHER	3526			3526	
	MOLASSES	CAN	46			46
		DENMK	21			21
		GER	11097			11097
		ITALY	84			84
		LIBER	2465	5543		8008
NORW		328			328	
PANAM		8033			8033	
UK		5960			5960	
OTHER		1365			1365	
OTHER MANUFACTURED FOOD BEVERAGES GENERAL		CAN	43			43
	CAN	798			798	
	DENMK	1012			1012	
	GER	615			615	
	ITALY	154			154	
	LIBER	97			97	
	NORW	437			437	
	UK	2			2	
	OTHER	181			181	
		59479	5543		65022	
JAMAICA OTHER VEGETABLES SUGAR RAW AND REFINED	USA	1			1	
	DENMK	9000			9000	
	GER	16271			16271	
	NORW	14393	3214		17607	
	UK	47473	28866		76339	
	OTHER	4501			4501	
	COFFEE CANNED FOODS OTHER MANUFACTURED FOOD BEVERAGES	UK			3	3
		UK			13	13
		UK			25	25
		UK			56	56
USA		1			1	
OTHER AGRICULTURAL PROD BAUXITE	UK			1	1	
	NORW	630		147815	148445	
	UK			171147	171147	
	UK			93	93	
	ITALY	1789	96		1885	
CHEMICALS AND CHEM PROD GENERAL	NORW	441			441	
	UK			88	88	
	OTHER	1127			1127	
		95627	32176	319241	447044	
	WINDWARD AND LEEWARD IS FRUIT PULP ETC IN BULK NUTS SUGAR RAW AND REFINED	NORW			40	40
NORW				17	17	
NORW				3300	3300	
UK				10237	10237	
MOLASSES COFFEE BEVERAGES		NORW			8	8
		NORW			36	36
		NORW			49	49

SHIPPING REPORT, 1959

TABLE 3. Cargoes Unloaded at Canadian Ports from Foreign Countries, by Country of Origin, Kind of Cargo, Registry of Vessel and Geographic Area

Country of origin and kind of cargo	Registry of Vessel	At Atlantic and Lower St. Lawrence Ports, Montreal and below	At Great Lakes and Upper St. Lawrence Ports above Montreal	At Pacific Ports	Total
WINDWARD AND LEEWARD IS CONT'D					
BEVERAGES CONT'D	UK			110	110
SALT	CAN	706			706
GENERAL	ITALY	1			1
	LIBER	213			213
	NORW	1412		13	1425
	OTHER	78			78
		2410		13810	16220
TRINIDAD AND TOBAGO					
FISH FRESH FROZEN CURED	USA			6	6
FRUIT PULP ETC IN BULK	NORW			6	6
NUTS	NORW			14	14
SUGAR RAW AND REFINED	GER	7006			7006
	GREEK	5609			5609
	LIBER	4481			4481
	UK	9442			9442
	GER	6200			6200
MOLASSES	NORW			60	60
	UK	14752	8940		23692
	GER	100			100
COCOA CHOCOLATE	UK	15			15
COFFEE	GER	6			6
	ITALY	3			3
	NORW			51	51
OTHER MANUFACTURED FOOD	UK	1			1
BEVERAGES	CAN	828			828
	ITALY	4			4
	NORW	1		49	50
	UK	7			7
OTHER AGRICULTURAL PROD	NORW			15	15
BAUXITE	GER	14982			14982
	ITALY	120704			120704
	LIBER	405675			405675
	NORW	452692	9231		461923
	PANAM	4771			4771
	UK	29479			29479
	OTHER	64465			64465
CRUDE PETROLEUM	NORW	108071	79393		187464
PLYWOOD AND VENEER	USA			8	8
PAPERBOARD PULPBOARD	USA			4	4
PAPER OTHER	USA			13	13
CHEMICALS AND CHEM PROD	NORW			26	26
PETROLEUM OILS	DENMK	17581	43828		61409
	NORW	15788			15788
MACHINERY	USA			1	1
GENERAL	DENMK	2586			2586
	GER	726			726
	ITALY	63			63
	LIBER	46			46
	NORW	79		25	104
	SWEDN	181			181
	UK	341			341
	OTHER	262			262
		1286947	141392	278	1428617
ARGENTINA					
MEAT FRESH FROZEN	NORW			31	31
	USA	602		149	751
MEAT CURED SALTED	USA			62	62
DAIRY PRODUCE AND EGGS	USA	159		7	166
CORN	USA	22			22
OTHER GRAIN	NORW			2017	2017
APPLES	USA			49	49
OTHER FRUIT FRESH	USA			21	21
CANNED FOODS	NORW			60	60
	SWEDN	647			647
	USA	217		146	363
OTHER MANUFACTURED FOOD	USA	49			49
SKINS	SWEDN	33			33
	USA	55			55
SEEDS	USA	90			90

SHIPPING REPORT, 1959

TABLE 3. Cargoes Unloaded at Canadian Ports from Foreign Countries, by Country of Origin, Kind of Cargo, Registry of Vessel and Geographic Area

Country of origin and kind of cargo	Registry of Vessel	At Atlantic and Lower St. Lawrence Ports, Montreal and below	At Great Lakes and Upper St. Lawrence Ports above Montreal	At Pacific Ports	Total
OTHER CRUDE VEG PROD	USA	40		23	63
OTHER CRUDE WOOD MATRL	USA	10			10
WOOL	GER	109			109
	SWEDN	61			61
	USA	110			110
VEGETABLE TEXTILE MATRL	USA	25			25
OTHER MET ORES AND CONC	USA			12	12
VEGETABLE OILS	GER	115			115
	SWEDN	300			300
	USA	908		36	944
GENERAL	GER	897			897
	SWEDN	820			820
	USA	51		47	98
ALL OTHER FREIGHT NOS	USA			9	9
		5320		2669	7989
BRAZIL					
MEAT FRESH FROZEN	NORW			62	62
	USA			87	87
MEAT CURED SALTED	NORW			5	5
OTHER GRAIN	SWEDN	27			27
NUTS	NORW			289	289
	SWEDN	50			50
	USA	30			30
COCOA CHOCOLATE	USA	111			111
COFFEE	GER	3			3
	NORW			2441	2441
	SWEDN	1981			1981
	USA	4384		5080	9464
TEA	SWEDN	135			135
	USA			1	1
CANNED FOODS	NORW			13	13
	SWEDN	328			328
	USA	8		62	70
OTHER MANUFACTURED FOOD	USA	337			337
OTHER AGRICULTURAL PROD	USA	482			482
HIDES	SWEDN	3			3
IRON ORE	GREEK	10634			10634
	LIBER	58323			58323
	UK	48131			48131
GRANITE	SWEDN	33			33
LEATHER	SWEDN	3			3
LUMBER TIMBER BOX ETC	SWEDN	125			125
	UK	333			333
PAPERBOARD PULPBOARD	USA	33			33
TEXTILE FABRICS	NORW			151	151
VEGETABLE OILS	GER	220			220
	NORW			87	87
	USA	622		6	628
CHEMICALS AND CHEM PROD	USA	57			57
CONTAINERS EMPTY	SWEDN	2			2
	USA	381			381
GENERAL	GER	445			445
	NORW			3	3
	SWEDN	793			793
	USA	82		2	84
		128096		8289	136385
CHILE					
OTHER FRUIT FRESH	USA			45	45
PEAS AND BEANS DRIED	USA			33	33
OTHER VEGETABLES	USA			1247	1247
OTHER AGRICULTURAL PROD	USA			4	4
VEGETABLE TEXTILE MATRL	OTHER			95	95
IRON ORE	LIBER	59546			59546
	NETH	86640			86640
	NORW	24080			24080
	PANAM	17768			17768
	USA	45368			45368
CHEMICALS AND CHEM PROD	USA			400	400
GENERAL	JAPAN			35	35

SHIPPING REPORT, 1959

TABLE 3. Cargoes Unloaded at Canadian Ports from Foreign Countries, by Country of Origin, Kind of Cargo, Registry of Vessel and Geographic Area

Country of origin and kind of cargo	Registry of Vessel	At Atlantic and Lower St. Lawrence Ports, Montreal and below	At Great Lakes and Upper St. Lawrence Ports above Montreal	At Pacific Ports	Total
		Cargo tons (2000 lb.)			
CHILE CONTD					
GENERAL CONTD	OTHER			65	65
ALL OTHER FREIGHT NOS	USA			2	2
		2 334 02		1926	2 353 28
COLOMBIA					
COFFEE	GER		58		58
	JAPAN			107	107
	NETH			478	478
	NORW	3 991	121	690	4 802
	USA		122	1 895	2 017
	OTHER			739	739
LUMBER TIMBER BOX ETC	NORW	3 052	544		3 596
CHEMICALS AND CHEM PROD	NORW		25		25
	USA		173		173
OTHER IRON AND STEEL	NORW	1			1
CONTAINERS EMPTY	NORW	66			66
GENERAL	NORW	563	41		604
	SWEDN			1	1
	USA	76	292	1	369
		7749	1376	3911	13036
ECUADOR					
COFFEE	NETH			31	31
	USA			31	31
	OTHER			7	7
OTHER AGRICULTURAL PROD	NORW	19	19		38
LUMBER TIMBER BOX ETC	NORW			3	3
OTHER MFD WOOD PRODUCTS	NORW	9			9
TEXTILE FABRICS	NORW	4			4
CHEMICALS AND CHEM PROD	NORW	1 955			1 955
		1 987	19	72	2 078
GUIANA BRITISH					
SUGAR RAW AND REFINED	DENMK	1 3570			1 3570
	GER	3 8891			3 8891
	ITALY	526			526
	NORW	1 0680			1 0680
	UK	8985			8985
MOLASSES	UK	9 452	5327		14 779
OTHER CRUDE WOOD MATRL	OTHER	56			56
BAUXITE	GER	4 503			4 503
	ITALY	1 9802			1 9802
	LIBER	4 0711			4 0711
	NORW	1 17780	6933		1 24713
	PANAM	6 608			6 608
	UK	2 6276			2 6276
	OTHER	4 368			4 368
LUMBER TIMBER BOX ETC	DENMK	30			30
GENERAL	DENMK	5 114			5 114
	GER	3 350			3 350
	LIBER	378			378
	NORW	713			713
	UK	4 040			4 040
	OTHER	1 381			1 381
		3 17214	12260		3 29474
GUIANA FRENCH					
BAUXITE	LIBER	4 8891			4 8891
	NORW	4 8894			4 8894
		9 7785			9 7785
PERU					
FISH FRESH FROZEN CURED	NORW	153	124	40	317
	OTHER			93	93
NUTS	NORW			3	3
	USA			10	10
PEAS AND BEANS DRIED	NORW	121	129	11	261
	USA			33	33

SHIPPING REPORT, 1959

TABLE 3. Cargoes Unloaded at Canadian Ports from Foreign Countries, by Country of Origin, Kind of Cargo, Registry of Vessel and Geographic Area

Country of origin and kind of cargo	Registry ¹ of Vessel	At Atlantic and Lower St. Lawrence Ports, Montreal and below	At Great Lakes and Upper St. Lawrence Ports above Montreal	At Pacific Ports	Total	
		Cargo tons (2000 lb.)				
COFFEE	JAPAN			31	31	
	NETH			47	47	
	NORW		19	44	63	
	USA			223	223	
	OTHER			21	21	
	CANNED FOODS	JAPAN			27	27
		NORW	377	119		496
		USA			200	200
	VEGETABLE TEXTILE MATRL	OTHER			7	7
		NORW	153			153
		LIBER	12885		11877	24762
	LEAD AND ZINC ORE ETC	NETH			1067	1067
		NORW	2096		3856	5952
		OTHER			6863	6863
	OTHER MET ORES AND CONC	OTHER			28	28
NORW		372			372	
NORW		1656			1656	
LUMBER TIMBER BOX ETC	NORW	19			19	
	OTHER			1	1	
	NORW	82		4558	4640	
ZINC BARS ETC	USA			5	5	
	OTHER			1	1	
	NORW			27	27	
OTHER NON FERROUS METAL	OTHER			1	1	
	NORW			27	27	
	NETH			27	27	
MACHINERY						
GENERAL						
ALL OTHER FREIGHT NOS						
		17914	391	29073	47378	
SURINAM						
	BAUXITE	GER		1960	1960	
		ITALY	7075			7075
		LIBER	85505			85505
	GENERAL	NORW	14578	5524		20102
DENMK		1			1	
		107159	7484		114643	
URUGUAY						
	MEAT FRESH FROZEN	USA	3			3
		GER	3			3
		SWEDN	35			35
	WOOL	USA	186			186
		GER	6			6
	VEGETABLE TEXTILE MATRL	SWEDN	7			7
		GER	759			759
		SWEDN	162			162
	GENERAL	USA	9			9
		1170			1170	
VENEZUELA						
	COFFEE	USA		8	8	
		LIBER	60754			60754
		CAN	55847			55847
	IRON ORE	LIBER	1261964	7154		1269118
		NORW	73825	12050		85875
		PANAM	986730			986730
	CRUDE PETROLEUM	UK	115209			115209
		NETH	7500			7500
	GASOLINE	PANAM	8016			8016
		DENMK	5736	13664		19400
		ITALY	16853			16853
	PETROLEUM OILS	LIBER	285200	104058		389258
		NETH	21280			21280
		NORW	312472	68762		381234
		PANAM	115600			115600
		UK	98890			98890
		USA	31922			31922
		OTHER	6950			6950
IRON AND STEEL BAR ETC	DENMK			40	40	
	ITALY			7	7	
	ITALY			15	15	
OTHER IRON AND STEEL	NORW	15			15	
	DENMK	13			13	
	GER	1	61		62	
CONTAINERS EMPTY						
GENERAL						

SHIPPING REPORT, 1959

TABLE 3. Cargoes Unloaded at Canadian Ports from Foreign Countries, by Country of Origin, Kind of Cargo, Registry of Vessel and Geographic Area

Country of origin and kind of cargo	Registry of Vessel	At Atlantic and Lower St. Lawrence Ports, Montreal and below	At Great Lakes and Upper St. Lawrence Ports above Montreal	At Pacific Ports	Total
		Cargo tons (2000 lb.)			
VENEZUELA CONTD					
GENERAL CONTD	LIBER	1			1
	NORW	857			857
	SWEDN			1	1
	USA	299		1	300
		3465934	205757	64	3671755
AUSTRALIA					
OTHER LIVE ANIMALS	UK	333			333
MEAT FRESH FROZEN	DENMK			125	125
	NORW			158	158
	UK	10491		789	11280
MEAT CURED SALTED	UK	81			81
FISH FRESH FROZEN CURED	NORW			10	10
OTHER GRAIN	SWEDN			1123	1123
	UK			4259	4259
	USA			811	811
FLOUR GRAIN	UK	12			12
OTHER FRUIT FRESH	NORW			17	17
	SWEDN			9	9
DRIED FRUITS ETC	UK	14230		3625	17855
	USA			860	860
SUGAR RAW AND REFINED	ITALY			9939	9939
	JAPAN	9056			9056
	LIBER	24987			24987
	NETH	10753			10753
	PANAM	9847			9847
	UK	105372			105372
	OTHER	12932			12932
CANNED FOODS	SWEDN			42	42
	UK	2939		15	2954
OTHER MANUFACTURED FOOD	NORW			2	2
	SWEDN			716	716
	UK	26			26
BEVERAGES	DENMK			15	15
	SWEDN			177	177
	UK	1244			1244
TOBACCO	UK	17			17
HIDES	UK	25			25
WOOL	NORW			654	654
	SWEDN			142	142
	UK	447		62	509
ASBESTOS	UK	267			267
SAND GRAVEL AND STONE	UK	24			24
LUMBER TIMBER BOX ETC	SWEDN			111	111
	UK			30	30
	USA			98	98
	OTHER			35	35
PLYWOOD AND VENEER	NORW			73	73
NEWSPRINT	UK	1343			1343
TEXTILE FABRICS	UK	54			54
ANIMAL OILS	UK	6			6
VEGETABLE OILS	UK	1200			1200
CHEMICALS AND CHEM PROD	UK	229			229
IRON PIG AND BLOOM	NORW			133	133
IRON AND STEEL BAR ETC	UK	39		350	389
OTHER IRON AND STEEL	UK	12		4	16
	USA			112	112
ALUMINUM BARS ETC	UK	158			158
NICKEL BARS ETC	UK	5			5
OTHER NON MET MIN PROD	UK	23			23
AUTOS TRUCKS PARTS	UK	744			744
GENERAL	SWEDN			75	75
	UK	4349		2056	6405
	USA	6006		6009	12015
	OTHER			622	622
ALL OTHER FREIGHT NOS	SWEDN			5	5
	UK	2			2
		217253		33263	250516

1. See page 118

SHIPPING REPORT, 1959

TABLE 3. Cargoes Unloaded at Canadian Ports from Foreign Countries, by Country of Origin, Kind of Cargo, Registry of Vessel and Geographic Area

Country of origin and kind of cargo	Registry of Vessel	At Atlantic and Lower St. Lawrence Ports, Montreal and below	At Great Lakes and Upper St. Lawrence Ports above Montreal	At Pacific Ports	Total
		Cargo tons (2000 lb.)			
FIJI					
SUGAR RAW AND REFINED	OTHER			5 676 8	5 676 8
VEGETABLE OILS	UK	2 438			2 438
GENERAL	UK			1 2	1 2
		2 438		5 678 0	5 921 8
NEW ZEALAND					
MEAT FRESH FROZEN	DE NZMK			8 01	8 01
DAIRY PRODUCE AND EGGS	CUK	5 996		6 69	6 665
WHEAT	CUK	11		6	6
OTHER FRUIT FRESH	DE NZMK			1 2	1 2
PEAS AND BEANS DRIED	CUK	200			200
OTHER MANUFACTURED FOOD	CUK	12			12
BEVERAGES	CUK	594			594
HIDES	CUK	1			1
SKINS	CUK	89			89
OTHER CRUDE ANIMAL PROD	CUK	5			5
SEEDS	CUK	76			76
LOGS POSTS POLES ETC	CUK	16		6	22
WOOL	CUK	8			8
LEATHER	CUK	1666		10	1676
GENERAL	CUK	2			2
OTHER	OTHER	546		203	749
ALL OTHER FREIGHT NOS	UK	2		711	711
		9224		2418	11642
OCEANIA OTHER BRITISH					
FISH FRESH FROZEN CURED	JAPAN			490	490
GENERAL	OTHER			1	1
				491	491
HAWAII					
OTHER FRUIT FRESH	CUK			92	92
COFFEE	USA			4597	4597
CANNED FOODS	USA			18	18
	GER			32	32
	NORW			281	281
PAPERBOARD PULPBOARD	USA			444	444
MACHINERY	USA			60	60
AUTOS TRUCKS PARTS	USA			3	3
GENERAL	CUK			4	4
	USA			157	157
				398	398
				6086	6086
BELGIUM AND LUXEMBOURG					
DAIRY PRODUCE AND EGGS	GER			4	4
	SWEDN			16	16
	CUK			6	6
OTHER GRAIN	GER	5			5
FRUIT PULP ETC IN BULK	NORW			2	2
PEAS AND BEANS DRIED	GER	23			23
CANNED FOODS	GER			7	7
	SWEDN			9	9
OTHER MANUFACTURED FOOD	DE NZMK			2	2
	GER			60	60
	SWEDN			1	1
BEVERAGES	GER			45	45
	NETH			9	9
	SWEDN			80	80
OTHER AGRICULTURAL PROD	CUK	4		5	9
OTHER CRUDE VEG PROD	GER	8			8
	GER			6	6
	SWEDN			1	1
LOGS POSTS POLES ETC	GER		127		127
VEGETABLE TEXTILE MATRL	GER			17	17
	NORW			15	15

SHIPPING REPORT, 1959

TABLE 3. Cargoes Unloaded at Canadian Ports from Foreign Countries, by Country of Origin, Kind of Cargo, Registry of Vessel and Geographic Area

Country of origin and kind of cargo	Registry ¹ of Vessel	At Atlantic and Lower St. Lawrence Ports, Montreal and below	At Great Lakes and Upper St. Lawrence Ports above Montreal	At Pacific Ports	Total
					Cargo tons (2000 lb.)
BELGIUM AND LUXEMBOURG CONTD					
VEGETABLE TEXTILE CONTD	OTHER			33	33
ASBESTOS	GER			38	38
	SWEDN			5	5
SAND GRAVEL AND STONE	NORW		674		674
GRANITE	GER	26			26
PHOSPHATE ROCK	GER	145			145
	NORW	506			506
WASTE MATERIALS N O S	NORW		3		3
	OTHER		1		1
RUBBER FAB MATERIALS	GER			56	56
LUMBER TIMBER BOX ETC	DENMK			24	24
	NORW			6	6
PAPER OTHER	OTHER		1	5	6
TEXTILE FABRICS	CAN			25	25
	GER	25	50	347	422
	NORW		3		3
	SWEDN			10	10
	UK	59			59
FERTILIZERS	GER	46			46
	LIBER	1000			1000
	NORW	5486			5486
	SWEDN			21	21
	OTHER	708			708
CHEMICALS AND CHEM PROD	GER	2087	45	311	2443
	NETH	4			4
	NORW	4058	2990	24	7072
	SWEDN			6	6
	UK	38		23	61
	OTHER	1091		87	1178
OTHER PETR AND COAL PR	GER	5			5
IRON AND STEEL BAR ETC	CAN			58	58
	DENMK		450	29	479
	GER	5055	5844	12297	23196
	GREEK	1634			1634
	NETH	60		180	240
	NORW	45726	11064	191	56981
	SWEDN			1140	1140
	UK	5798	396	557	6751
	OTHER	1034	818	1496	3348
RAILS AND FASTENINGS	NETH			43	43
	NORW		3107	108	3215
	SWEDN	566			566
	UK		1000		1000
	OTHER			93	93
OTHER IRON AND STEEL	CAN			43	43
	DENMK			816	816
	GER	294	333	1462	2089
	LIBER			62	62
	NETH			65	65
	NORW			248	248
	SWEDN			263	263
	UK			13	13
	OTHER			320	320
COPPER BRASS BRONZE ETC	GER			2	2
	SWEDN			2	2
ZINC BARS ETC	GER			11	11
	OTHER	24			24
OTHER NON FERROUS METAL	NORW			17	17
GLASS SHEET ETC	CAN			43	43
	DENMK			25	25
	GER	980	91	7636	8707
	NETH	152		971	1123
	NORW	687		34	721
	SWEDN			1269	1269
	UK	869		521	1390
	OTHER			119	119
CEMENT	GER	140	44	199	383
	NORW	138			138
OTHER NON MET MIN PROD	GER			436	436
	SWEDN			24	24
MACHINERY	GER	53		148	201

1. See page 118

SHIPPING REPORT, 1959

TABLE 3. Cargoes Unloaded at Canadian Ports from Foreign Countries, by Country of Origin, Kind of Cargo, Registry of Vessel and Geographic Area

Country of origin and kind of cargo	Registry of Vessel	At Atlantic and Lower St. Lawrence Ports, Montreal and below	At Great Lakes and Upper St. Lawrence Ports above Montreal	At Pacific Ports	Total
MACHINERY CONTD	SWEDN			281	281
	UK	193			193
	OTHER			6	6
AUTOS TRUCKS PARTS	CAN			2	2
	GER	30		25	55
	NORW	1033		57	1090
	SWEDN	30	25		55
	UK	1560			1560
ELECTR EQUIP AND PARTS	SWEDN			1	1
GLASSWARE AND CHINAWARE	DENMK			8	8
FIREARMS AMMUNITION ETC	UK	21			21
GENERAL	CAN			3	3
	DENMK	2091	3428	6	5525
	GER	50718	15114	94	65926
	LIBER			13	13
	NETH	9733	2398	441	12572
	NORW	33674	5100	9	38783
	PANAM		205		205
	SWEDN			727	727
	UK	65924	9544	923	76391
	OTHER	4698	1321	17	6036
ALL OTHER FREIGHT NOS	GER	21		171	192
	NORW	2		1	3
	SWEDN			18	18
	UK	75		11	86
		248337	64176	35061	347574
DENMARK					
MEAT CURED SALTED	SWEDN			12	12
FISH FRESH FROZEN CURED	DENMK			4	4
	SWEDN	1		10	11
DAIRY PRODUCE AND EGGS	SWEDN	14		270	284
FRUIT PULP ETC IN BULK	SWEDN			2	2
COCOA CHOCOLATE	SWEDN			3	3
CANNED FOODS	DENMK			4	4
	SWEDN	2		32	34
OTHER MANUFACTURED FOOD	DENMK			6	6
	SWEDN	6		6	12
	OTHER			17	17
BEVERAGES	DENMK			26	26
	SWEDN	22		36	58
OTHER CRUDE ANIMAL PROD	NORW	463			463
	SWEDN	182			182
SEEDS	DENMK			3	3
	SWEDN			3	3
OTHER CRUDE NON MET MIN	DENMK	5868			5868
RUBBER FAB MATERIALS	SWEDN			1	1
WOODPULP	SWEDN	5			5
PAPER OTHER	DENMK			17	17
TEXTILE FABRICS	DENMK			73	73
	NORW	11			11
	SWEDN	119			119
CHEMICALS AND CHEM PROD	NORW	1			1
OTHER IRON AND STEEL	DENMK			431	431
	SWEDN	2		7	9
BRICK	DENMK			162	162
CEMENT	DENMK		8404		8404
	SWEDN	200	1456		1656
MACHINERY	DENMK			54	54
	SWEDN			24	24
AUTOS TRUCKS PARTS	DENMK			1	1
ELECTR EQUIP AND PARTS	SWEDN			2	2
GLASSWARE AND CHINAWARE	DENMK			4	4
	SWEDN			3	3
GENERAL	DENMK	150		28	178
	GER	23	39		62
	NETH	1			1
	NORW	566	496		1062
	SWEDN	905	793	184	1882
	OTHER	81		33	114
ALL OTHER FREIGHT NOS	DENMK			5	5
	NORW	4			4

SHIPPING REPORT, 1959

TABLE 3. Cargoes Unloaded at Canadian Ports from Foreign Countries, by Country of Origin, Kind of Cargo, Registry of Vessel and Geographic Area

Country of origin and kind of cargo	Registry of Vessel	At Atlantic and Lower St. Lawrence Ports, Montreal and below	At Great Lakes and Upper St. Lawrence Ports above Montreal	At Pacific Ports	Total
		Cargo tons (2000 lb.)			
DENMARK CONTD					
ALL OTHER FREIGHT CONTD	SWEDN		6	44	50
		8 626	11 194	1507	21327
EIRE					
FISH FRESH FROZEN CURED	UK	44			44
DAIRY PRODUCE AND EGGS	UK		86		86
COCOA CHOCOLATE	UK	33	285		318
OTHER MANUFACTURED FOOD	UK	134			134
	OTHER		40		40
BEVERAGES	UK		9		9
TOBACCO	UK	66			66
WOOL	UK	30			30
	OTHER		18		18
VEGETABLE TEXTILE MATRL	UK		17		17
	OTHER		38		38
TEXTILE FABRICS	UK	111			111
GENERAL	SWEDN	71	166		237
	UK	2281	61		2342
	OTHER	2003	6		2009
ALL OTHER FREIGHT NOS	UK		28		28
		4773	754		5527
FAROE ISLANDS					
OTHER AGRICULTURAL PROD	NORW			4	4
VEGETABLE TEXTILE MATRL	NORW			1	1
TEXTILE FABRICS	NORW			770	770
				775	775
FINLAND					
DAIRY PRODUCE AND EGGS	SWEDN			1	1
OTHER MANUFACTURED FOOD	SWEDN			4	4
GRANITE	NORW	15			15
	SWEDN	259			259
PLYWOOD AND VENEER	NORW	46			46
	SWEDN	796		21	817
PAPERBOARD PULPBOARD	NORW	59			59
	SWEDN	689		58	747
MACHINERY	SWEDN	1			1
GLASSWARE AND CHINAWARE	SWEDN	74			74
GENERAL	GER		91		91
	NORW		69		69
	SWEDN	2470	1289	17	3776
	OTHER		36		36
		4409	1485	101	5995
FRANCE ATLANTIC					
DAIRY PRODUCE AND EGGS	UK	191			191
OTHER FRUIT FRESH	ITALY			121	121
	UK	21			21
	OTHER			14	14
FRUIT PULP ETC IN BULK	ITALY			39	39
	UK	3	12		15
	OTHER			28	28
OTHER VEGETABLES	UK	4			4
OTHER MANUFACTURED FOOD	ITALY			40	40
	UK	35			35
	OTHER			49	49
BEVERAGES	GER	409			409
	ITALY			43	43
	NORW	84			84
	SWEDN			7	7
	UK	309			309
	OTHER	761		214	975
OTHER AGRICULTURAL PROD	UK	2			2
SKINS	UK	1			1
SEEDS	UK	57			57
VEGETABLE TEXTILE MATRL	SWEDN		19		19
ASBESTOS	UK	6			6
	NORW	3			3

SHIPPING REPORT, 1959

TABLE 3. Cargoes Unloaded at Canadian Ports from Foreign Countries, by Country of Origin, Kind of Cargo, Registry of Vessel and Geographic Area

Country of origin and kind of cargo	Registry of Vessel	At Atlantic and Lower St. Lawrence Ports, Montreal and below	At Great Lakes and Upper St. Lawrence Ports above Montreal	At Pacific Ports	Total
		Cargo tons (2000 lb.)			
ASBESTOS CONTD	UK	15			15
OTHER CRUDE NON MET MIN	GER	12			12
	UK	17			17
LEATHER	NORW	3			3
	UK	17			17
RUBBER FAB MATERIALS	ITALY			24	24
	UK	71			71
	OTHER			104	104
PLYWOOD AND VENEER	UK	29			29
PAPERBOARD PULPBOARD	UK	2			2
PAPER OTHER	UK	33			33
OTHER MFD WOOD PRODUCTS	UK	3			3
TEXTILE FABRICS	UK	23			23
VEGETABLE OILS	ITALY			5	5
CHEMICALS AND CHEM PROD	ITALY			25	25
	SWEDN	3460			3460
	UK	115			115
	OTHER			80	80
IRON AND STEEL BAR ETC	GER	34	544		578
	SWEDN	7000			7000
	UK	1379			1379
	OTHER	59		422	481
OTHER IRON AND STEEL	UK	29			29
	OTHER			4	4
GLASS SHEET ETC	UK	7			7
CEMENT	ITALY			140	140
	NORW	572			572
	UK	44			44
MACHINERY	NORW	323			323
	UK	623			623
	OTHER			53	53
AUTOS TRUCKS PARTS	GER	61	49	74	184
	NETH	40	51	1	92
	NORW	2601	387	167	3155
	PANAM			272	272
	SWEDN	329	925	107	1361
	UK	3462	422	124	4008
	OTHER	650	1014	1285	2949
ELECTR EQUIP AND PARTS	ITALY			46	46
	UK	27			27
GLASSWARE AND CHINAWARE	GER	4			4
	OTHER	4		21	25
FIREARMS AMMUNITION ETC	UK	15			15
CONTAINERS EMPTY	ITALY			66	66
	UK	21			21
	OTHER			4	4
GENERAL	DENMK		6		6
	GER	7445	1194		8639
	ITALY		25	62	87
	NETH	3675	432		4107
	NORW	9796	1644	1	11441
	PANAM	54	173		227
	SWEDN		7		7
	UK	30910			30910
	OTHER	3974	554	130	4658
ALL OTHER FREIGHT NOS	GER	35			35
	NORW	13			13
	UK	1796			1796
	OTHER	13			13
		80681	7458	3772	91911
FRANCE MEDITERRANEAN					
FRUIT PULP ETC IN BULK	UK		18		18
	USA	26			26
	OTHER		55		55
NUTS	USA	12			12
COFFEE	ITALY			17	17
BEVERAGES	GER	190			190
	NORW	4			4
	UK		47		47
	OTHER	28			28

SHIPPING REPORT, 1959

TABLE 3. Cargoes Unloaded at Canadian Ports from Foreign Countries, by Country of Origin, Kind of Cargo, Registry of Vessel and Geographic Area

Country of origin and kind of cargo	Registry of Vessel	At Atlantic and Lower St. Lawrence Ports, Montreal and below	At Great Lakes and Upper St. Lawrence Ports above Montreal	At Pacific Ports	Total
		Cargo tons (2000 lb.)			
FRANCE MEDITERRANEAN CONTD					
OTHER AGRICULTURAL PROD	ITALY			17	17
	PANAM		6		6
SEEDS	PANAM		20		20
VEGETABLE TEXTILE MATRL	ITALY			33	33
BAUXITE	LIBER	8 432			8 432
	NETH	10 307			10 307
RUBBER FAB MATERIALS	ITALY			3	3
	USA	63			63
PAPER OTHER	ITALY			43	43
CHEMICALS AND CHEM PROD	DENMK		595		595
	ITALY			25	25
	UK		24		24
IRON ALLOYS	OTHER		1 173		1 173
	PANAM		277		277
OTHER IRON AND STEEL	OTHER		92		92
CEMENT	UK		28		28
OTHER NON MET MIN PROD	ITALY			26	26
	LIBER	364			364
	PANAM	171			171
MACHINERY	ITALY			509	509
	LIBER	2			2
AUTOS TRUCKS PARTS	NORW	60			60
	UK	16			16
	OTHER	78			78
ELECTR EQUIP AND PARTS	ITALY			90	90
CONTAINERS EMPTY	ITALY		174		174
GENERAL	DENMK	110			110
	GER	239	17		256
	ITALY	45	2	18	65
	LIBER	614	65		679
	NETH	87	61		148
	NORW	228	68		296
	PANAM	806	89		895
	UK	822	73		895
	USA	8	3		11
	OTHER	2 442	129		2 571
ALL OTHER FREIGHT NOS	NORW		45		45
	UK		33		33
	OTHER	2			2
		25 156	3 094	781	29 031
GERMANY FEDERAL REPUBLIC					
FISH FRESH FROZEN CURED	NETH			2	2
	UK			2	2
DAIRY PRODUCE AND EGGS	DENMK			2	2
	OTHER			25	25
FRUIT PULP ETC IN BULK	NORW			1	1
COCOA CHOCOLATE	GER		1		1
CANNED FOODS	NETH			3	3
OTHER MANUFACTURED FOOD	DENMK			6	6
	GER			432	432
	NETH	10			10
BEVERAGES	DENMK			18	18
	GER			40	40
OTHER AGRICULTURAL PROD	GER			4	4
OTHER CRUDE ANIMAL PROD	NORW	46			46
SEEDS	GER			22	22
OTHER CRUDE VEG PROD	GER			2	2
PHOSPHATE ROCK	GER	137			137
OTHER CRUDE NON MET MIN	OTHER			13	13
LEATHER	GER			5	5
RUBBER FAB MATERIALS	GER			32	32
	OTHER			11	11
PLYWOOD AND VENEER	GER		306		314
	UK			5	5
PAPERBOARD PULPBOARD	GER			32	32
PAPER OTHER	OTHER			17	17
OTHER MFD WOOD PRODUCTS	GER	15			37
TEXTILE FABRICS	GER	100	965	361	1 426
	NETH			57	57
ANIMAL OILS	GER		23		23
VEGETABLE OILS	GER	52			52

SHIPPING REPORT, 1959

TABLE 3. Cargoes Unloaded at Canadian Ports from Foreign Countries, by Country of Origin, Kind of Cargo, Registry of Vessel and Geographic Area

Country of origin and kind of cargo	Registry of Vessel	At Atlantic and Lower St. Lawrence Ports, Montreal and below	At Great Lakes and Upper St. Lawrence Ports above Montreal	At Pacific Ports	Total
		Cargo tons (2000 lb.)			
CHEMICALS AND CHEM PROD	DENMK	3 300		2	3 302
	GER	12 598	166	504	13 268
	NETH			10	10
	SWEDN	350			350
	UK			37	37
IRON ALLOYS	OTHER	3 695		23	3 718
	GER		237		237
IRON AND STEEL BAR ETC	DENMK			861	861
	GER	4 777	191	3 008	7 976
	NORW	43			43
	UK			536	536
	OTHER	757		124	881
OTHER IRON AND STEEL	DENMK			22	22
	GER	1 445	610	994	3 049
	LIBER			906	906
	NETH			182	182
	NORW	240			240
COPPER BRASS BRONZE ETC	UK			33	33
	OTHER			183	183
	GER	40			40
	GER	27	30		57
	NORW	380			380
BRICK	DENMK			16	16
	GER	959	71	1422	2 452
	NETH	88			88
	NORW	329			329
	UK			43	43
GLASS SHEET ETC	GER	25		9	34
	CAN			32	32
	DENMK			10	10
	GER	279	33	554	866
	LIBER			1	1
CEMENT	NETH			12	12
	NORW	4		8	12
	UK			7	7
	OTHER	7		339	346
	DENMK			3	3
MACHINERY	GER	5 199	2 919	1 531	9 649
	GREEK		206		206
	LIBER	233	177	761	1 171
	NETH			1	1
	NORW	2 360	380	594	3 334
AUTOS TRUCKS PARTS	SWEDN	2 094	882	2 612	5 588
	UK	2 626	3 709	1 709	8 044
	OTHER	453		122	575
	GER	15		5	20
	LIBER			11	11
ELECTR EQUIP AND PARTS	GER	111	3	144	258
	OTHER	12		8	20
GLASSWARE AND CHINAWARE	GER			7	7
	CAN			64	64
	DENMK	2 837	298	17	3 152
	GER	8 499	2 913	146	11 428
	LIBER			1	1
CONTAINERS EMPTY GENERAL	NETH	9 687	1 763	360	11 810
	NORW	13 335	1 713	761	15 809
	PANAM			8	8
	UK	3 237		121	3 358
	OTHER	53	1	269	323
ALL OTHER FREIGHT NOS	DENMK			23	23
	GER	17	46	744	807
	NETH			2	2
	NORW			3	3
	SWEDN			17	17
	OTHER	5		16	21
			1 569 76	4 386 8	2 106 0
GREECE	USA	14			14
	GREEK	1			1
	USA	7			7
	GER		6		6

SHIPPING REPORT, 1959

TABLE 3. Cargoes Unloaded at Canadian Ports from Foreign Countries, by Country of Origin, Kind of Cargo, Registry of Vessel and Geographic Area

Country of origin and kind of cargo	Registry of Vessel	At Atlantic and Lower St. Lawrence Ports, Montreal and below	At Great Lakes and Upper St. Lawrence Ports above Montreal	At Pacific Ports	Total
GREECE CONTD					
GENERAL CONTD	GREEK	2			2
	ITALY		19		19
	NETH		3		3
	NORW	96	1		97
	UK	3 141			3 141
	USA	1	10		11
	OTHER	12 13	76		12 89
ALL OTHER FREIGHT NOS	GREEK	3			3
		4 478	115		4 593
ICELAND					
OTHER LIVE ANIMALS	OTHER	14			14
SKINS	OTHER	201			201
CEMENT	OTHER	200			200
		415			415
ITALY					
DAIRY PRODUCE AND EGGS	ITALY			12	12
	UK		32		32
	USA	10			10
CORN	OTHER	11			11
OTHER GRAIN	ITALY			551	551
	UK	500			500
OTHER FRUIT FRESH	GER		37		37
	ITALY			127	127
FRUIT PULP ETC IN BULK	UK	27	121		148
	ITALY			190	190
	NORW		96		96
	PANAM		11		11
	UK	73	334		407
	USA	237			237
	OTHER		491		491
NUTS	ITALY	6			6
	UK	53	32		85
	USA	11			11
	OTHER	21			21
PEAS AND BEANS DRIED	UK		43		43
OTHER VEGETABLES	ITALY			15	15
	UK	41	14		55
	USA	21			21
CANNED FOODS	UK		201		201
	USA	9			9
OTHER MANUFACTURED FOOD	DENMK	5			5
	ITALY			557	557
	UK		45		45
	USA	48			48
	OTHER		4		4
BEVERAGES	DENMK	12			12
	ITALY	191		411	602
	PANAM		15		15
	UK		3		3
	OTHER	3			3
OTHER AGRICULTURAL PROD	ITALY			64	64
	USA	51			51
	OTHER	16			16
SEEDS	USA	45			45
VEGETABLE TEXTILE MATRL	USA	10			10
ASBESTOS	ITALY			13	13
GRANITE	DENMK		640		640
	GER		311		311
	ITALY	27		34	61
	LIBER	156			156
	NORW	100			100
	PANAM	168	48		216
	UK	351	845		1 196
	USA	10 14			10 14
	OTHER	295	171		4 66
SLATE AND BLOCK STONE	ITALY			6	6
	LIBER		50		50
	NORW		15		15
	OTHER		7		7

1. See page 118

SHIPPING REPORT, 1959

TABLE 3. Cargoes Unloaded at Canadian Ports from Foreign Countries, by Country of Origin, Kind of Cargo, Registry of Vessel and Geographic Area

Country of origin and kind of cargo	Registry of Vessel	At Atlantic and Lower St. Lawrence Ports, Montreal and below	At Great Lakes and Upper St. Lawrence Ports above Montreal	At Pacific Ports	Total
OTHER CRUDE NON MET MIN	ITALY			7	7
	UK	295			295
	USA	24			24
LEATHER	USA	3			3
PAPER OTHER	ITALY			43	43
	UK	72			72
OTHER MFD WOOD PRODUCTS	USA	33			33
TEXTILE FABRICS	ITALY			8	8
	UK	20			20
	USA	55			55
VEGETABLE OILS	ITALY			62	62
	USA	72			72
CHEMICALS AND CHEM PROD	ITALY			93	93
	PANAM		8		8
	USA	59			59
IRON AND STEEL BAR ETC	ITALY	18		2050	2068
	NORW	121	39		160
	OTHER	28			28
OTHER IRON AND STEEL	GER	65			65
	ITALY	8		1413	1421
	NETH	320			320
	PANAM	45			45
	UK	14			14
	USA	46			46
	OTHER	100			100
ALUMINUM BARS ETC	UK		15		15
OTHER NON MET MIN PROD	ITALY			104	104
MACHINERY	ITALY			43	43
	NORW	30			30
	UK	2			2
	USA	11			11
AUTOS TRUCKS PARTS	ITALY	1		630	631
	UK	91	26		117
	USA	26			26
GLASSWARE AND CHINAWARE	ITALY	2		37	39
	NORW	4			4
	PANAM		3		3
	USA	9			9
GENERAL	DENMK	648	1270		1918
	GER	728	529		1257
	GREEK	1			1
	ITALY	8257	3926	495	12678
	LIBER	1448	1785		3233
	NETH	705	629		1334
	NORW	2614	2512		5126
	PANAM	665	1587		2252
	UK	11066	898		11964
	USA	168	1248		1416
	OTHER	16845	6038		22883
ALL OTHER FREIGHT NOS	GREEK	2			2
	ITALY	2		232	234
	PANAM	2			2
	UK	546	17		563
	USA	26			26
	OTHER	6	9		15
		48815	24105	7197	80117
MALTA					
CRUDE PETROLEUM	UK	33632			33632
GASOLINE	UK	3964			3964
PETROLEUM OILS	UK	9315			9315
		46911			46911
NETHERLANDS					
FISH FRESH FROZEN CURED	NETH			8	8
DAIRY PRODUCE AND EGGS	SWEDN			14	14
	UK			20	20
OTHER GRAIN	GER	23			23
OTHER MILL PRODUCTS	NORW	1392			1392
OTHER FRUIT FRESH	NETH			200	200
	NORW	48			48

SHIPPING REPORT, 1959

TABLE 3. Cargoes Unloaded at Canadian Ports from Foreign Countries, by Country of Origin, Kind of Cargo, Registry of Vessel and Geographic Area

Country of origin and kind of cargo	Registry ¹ of Vessel	At Atlantic and Lower St. Lawrence Ports, Montreal and below	At Great Lakes and Upper St. Lawrence Ports above Montreal	At Pacific Ports	Total
NETHERLANDS CONTD					
DRIED FRUITS ETC	NETH			14	14
	UK			219	219
FRUIT PULP ETC IN BULK	GER	65	304	4	373
	NORW	15			15
	UK			48	48
NUTS	NETH			10	10
	UK			9	9
OTHER VEGETABLES	GER	52	55		107
	NETH	3			3
TEA	NETH			7	7
CANNED FOODS	GER		15	2	17
	NETH			28	28
OTHER MANUFACTURED FOOD	DENMK			2	2
	GER		13	958	971
	NETH			39	39
	SWEDN			14	14
BEVERAGES	CAN			20	20
	GER			63	63
	NETH	62		143	205
	NORW	9			9
	UK			91	91
TOBACCO	GER		16		16
OTHER AGRICULTURAL PROD	NORW	40			40
	UK			182	182
	OTIER			3	3
SEEDS	GER			3	3
	NETH			1	1
	NORW			3	3
FLAXSEED	NORW	2282			2282
OTHER CRUDE VEG PROD	GER			7	7
	NETH			163	163
	NORW	7			7
	SWEDN			10	10
	UK			116	116
PULPWOOD AND CHIPS	GER		11		11
VEGETABLE TEXTILE MATRL	DENMK			10	10
ASBESTOS	DENMK			20	20
CLAY AND BENTONITE	GER		10		10
WASTE MATERIALS N O S	NETH	11			11
	UK			1	1
RUBBER FAB MATERIALS	GER			11	11
	SWEDN			1	1
	UK			2	2
LUMBER TIMBER BOX ETC	GER	16			16
PLYWOOD AND VENEER	GER		17		17
PAPERBOARD PULPBOARD	GER			10	10
TEXTILE FABRICS	GER			211	211
	NETH			452	452
	UK			479	479
VEGETABLE OILS	GER		12	18	30
	NETH	15	669		684
	NORW	122			122
FERTILIZERS	GER			164	164
CHEMICALS AND CHEM PROD	OTIER	1198			1198
	DENMK			57	57
	GER	100	582	441	1123
	NETH			151	152
	NORW				3707
	UK			113	113
	OTIER			4	4
PETROLEUM OILS	GER			74	74
OTHER PETR AND COAL PR	NETH			112	112
IRON AND STEEL BAR ETC	DENMK			530	530
	GER	16	391	48	455
	NETH	55		612	667
	NORW	90			90
	UK			424	424
RAILS AND FASTENINGS	NETH			181	181
	NORW			56	56
	UK			30	30
OTHER IRON AND STEEL	CAN			36	36
	DENMK			424	424
	GER	50	40	82	172

1. See page 118

SHIPPING REPORT, 1959

TABLE 3. Cargoes Unloaded at Canadian Ports from Foreign Countries, by Country of Origin, Kind of Cargo, Registry of Vessel and Geographic Area

Country of origin and kind of cargo	Registry of Vessel	At Atlantic and Lower St. Lawrence Ports, Montreal and below	At Great Lakes and Upper St. Lawrence Ports above Montreal	At Pacific Ports	Total	
		Cargo tons (2000 lb.)				
OTHER IRON AND STEEL CONTN	NETH			112	112	
	NORW	253			253	
	UK			374	374	
	OTHER			17	17	
	GER		10		10	
	GLASS SHEET ETC	3	33		36	
	NETH			100	100	
	UK	120		57	177	
	GER	209			209	
	CEMENT			99	99	
OTHER NON MET MIN PROD MACHINERY	DENMK			4	4	
	DENMK			85	86	
	GER		1	11	11	
	NETH			7	391	
AUTOS TRUCKS PARTS	UK	384				
	DENMK			2	2	
	GER			2	2	
	NETH			2	2	
CONTAINERS EMPTY GENERAL	UK	838		3	841	
	SWEDN			2	2	
	CAN			25	25	
	DENMK	409	26	5	440	
	GER	16103	4317	37	20457	
	NETH	17658	5657	678	23993	
	NORW	18371	6860	308	25539	
	PANAM			4	4	
	SWEDN			2	2	
	UK	7012		521	7533	
ALL OTHER FREIGHT NOS	OTHER	326	66	2	394	
	DENMK			7	7	
	GER		9	198	207	
	NETH	4			4	
	NORW	4		5	9	
	UK			2	2	
	OTHER			12	12	
		67365	22822	9838	100025	
	NORWAY	FISH FRESH FROZEN CURED	NORW	414		414
		CHEMICALS AND CHEM PROD	NORW		450	450
NORW				452	452	
IRON ALLOYS		SWEDN		873	873	
		NORW		284	284	
OTHER NON MET MIN PROD		NORW	3032	1652	1534	6218
GENERAL		SWEDN	872	1		873
ALL OTHER FREIGHT NOS		NORW	1		3	4
	4319	3712	1537	9568		
PORTUGAL	FISH FRESH FROZEN CURED	ITALY	17		17	
		NETH			1	1
	DRIED FRUITS ETC	USA	14			14
		NETH			46	46
	FRUIT PULP ETC IN BULK	NETH			13	13
		SWEDN			2	2
	CANNED FOODS	UK		24		24
		ITALY	58			58
	BEVERAGES	NETH			105	105
		NORW	7			7
		SWEDN			38	38
		OTHER	174			174
	OTHER AGRICULTURAL PROD	NETH			1	1
		UK	15			15
	OTHER CRUDE WOOD MATRL	USA	4			4
		OTHER	74			74
PLYWOOD AND VENEER	NETH			9	9	
	PAPERBOARD PULPBOARD	NETH		46	46	
OTHER MFD WOOD PRODUCTS	UK	98			98	
	USA	68			68	
	NETH			20	20	
	UK		14		14	
	USA	3			3	
	OTHER	56			56	

SHIPPING REPORT, 1959

TABLE 3. Cargoes Unloaded at Canadian Ports from Foreign Countries, by Country of Origin, Kind of Cargo, Registry of Vessel and Geographic Area

Country of origin and kind of cargo	Registry ¹ of Vessel	At Atlantic and Lower St. Lawrence Ports, Montreal and below	At Great Lakes and Upper St. Lawrence Ports above Montreal	At Pacific Ports	Total
PORTUGAL CONTD					
TEXTILE FABRICS	ITALY	18			18
	NETH			46	46
	UK		12		12
	OTHER	38			38
VEGETABLE OILS	NETH			3	3
IRON AND STEEL BAR ETC	UK	486			486
GLASSWARE AND CHINAWARE	NORW	35			35
GENERAL	GER	615	51		666
	ITALY	1441	475		1916
	LIBER	9	60		69
	NETH	604	74		678
	NORW	931	258		1189
	PANAM	6	58		64
	UK	4006	21		4027
	USA	6	120		126
	OTHER	3370	844		4214
	UK		12		12
		12153	2023	330	14506
SPAIN					
OTHER FRUIT FRESH	USA	40			40
FRUIT PULP ETC IN BULK	ITALY			80	80
	LIBER		30		30
	PANAM		6		6
	UK		58		58
	USA	34			34
	OTHER		51		51
NUTS	UK		7		7
	USA	2			2
OTHER VEGETABLES	UK		38		38
	USA	11			11
	OTHER	28			28
COFFEE	ITALY			79	79
CANNED FOODS	USA	32			32
OTHER MANUFACTURED FOOD	ITALY			105	105
	UK		12		12
BEVERAGES	ITALY	29		22	51
OTHER AGRICULTURAL PROD	GER		108		108
	ITALY			24	24
	NORW		40		40
	UK		372		372
	USA	69			69
	USA	1			1
SEEDS	ITALY			20	20
PULPWOOD AND CHIPS	ITALY			72	72
OTHER CRUDE WOOD MATRL	ITALY			42	42
VEGETABLE TEXTILE MATRL	USA	2			2
SALT	DENMK	670			670
	GER	9574			9574
	NORW	2094			2094
	SWEDN	3307			3307
	UK	3300			3300
	OTHER	5167			5167
PAPERBOARD PULPBOARD	ITALY			40	40
	UK	46	107		153
	OTHER	32			32
OTHER MFD WOOD PRODUCTS	ITALY			105	105
	USA	3			3
TEXTILE FABRICS	USA	16			16
VEGETABLE OILS	ITALY			10	10
	USA	3			3
CHEMICALS AND CHEM PROD	USA	51			51
IRON PIG AND BLOOM	OTHER	3467			3467
OTHER IRON AND STEEL	ITALY			8	8
MACHINERY	USA	1			1
	OTHER	1120			1120
	DENMK	62			62
	GER	3	43		46
	ITALY	2645	1061	74	3780
	LIBER	53	383		436
	NETH	107	246		353
	NORW	508	571		1079

1. See page 118

SHIPPING REPORT, 1959

103

TABLE 3. Cargoes Unloaded at Canadian Ports from Foreign Countries, by Country of Origin, Kind of Cargo, Registry of Vessel and Geographic Area

Country of origin and kind of cargo	Registry of Vessel	At Atlantic and Lower St. Lawrence Ports, Montreal and below	At Great Lakes and Upper St. Lawrence Ports above Montreal	At Pacific Ports	Total
		Cargo tons (2000 lb.)			
GENERAL CANTS	PANAM	1	56		57
	UK	1615	267		1882
	USA	32	504		536
ALL OTHER FREIGHT NOS	OTHER	1925	1133		3058
	ITALY			26	26
	LIBER		75		75
	USA	9			9
		36059	5168	707	41934
SWEDEN					
FISH FRESH FROZEN CURED	SWEDN	15		9	24
DAIRY PRODUCE AND EGGS	SWEDN			48	48
OTHER FRUIT FRESH	SWEDN			3	3
CANNED FOODS	SWEDN	12		20	32
OTHER MANUFACTURED FOOD	NORW	25			25
	SWEDN	175	15	171	361
BEVERAGES	SWEDN	4			4
SKINS	SWEDN	14			14
GRANITE	NORW	41			41
	SWEDN	741		163	904
SALT	SWEDN	17			17
WASTE MATERIALS N O S	SWEDN	25			25
RUBBER FAB MATERIALS	SWEDN	4			4
LUMBER TIMBER BOX ETC	SWEDN	107			107
WOODPULP	PANAM	1500			1500
	SWEDN	754			754
PAPERBOARD PULPBOARD	NORW	61			61
	PANAM	442			442
	SWEDN	1007		200	1207
PAPER OTHER	NORW	19			19
	SWEDN	31			31
OTHER MFD WOOD PRODUCTS	SWEDN	62		7	69
TEXTILE FABRICS	SWEDN	23			23
CHEMICALS AND CHEM PROD	NORW	6			6
	SWEDN	30		6	36
IRON ALLOYS	SWEDN		1015		1015
IRON AND STEEL BAR ETC	NORW	53			53
	SWEDN	266		141	407
OTHER IRON AND STEEL	NETH			36	36
	NORW	3			3
	SWEDN	173		248	421
	OTHER			11	11
SEWER PIPE DRAIN TILE	SWEDN	303			303
GLASS SHEET ETC	SWEDN	14		6	20
CEMENT	NORW	16			16
	SWEDN	1018		13	1031
OTHER NON MET MIN PROD	NORW	514			514
	SWEDN	587			587
MACHINERY	NORW	26			26
	SWEDN	482		345	827
AUTOS TRUCKS PARTS	NETH			146	146
	NORW	350		82	432
	SWEDN	115	132	693	940
	UK			74	74
	OTHER			38	38
ELECTR EQUIP AND PARTS	SWEDN			10	10
GLASSWARE AND CHINAWARE	SWEDN	29		8	37
FIREARMS AMMUNITION ETC	SWEDN			1	1
CONTAINERS EMPTY	SWEDN	19			19
GENERAL	GER	631	153		784
	NETH			6	6
	NORW		173		173
	SWEDN	14359	6866	356	21581
	OTHER		29		29
ALL OTHER FREIGHT NOS	NORW	16			16
	SWEDN	395		27	422
		24484	8383	2868	35735
SWITZERLAND					
GENERAL	PANAM		17		17
			17		17

SHIPPING REPORT, 1959

TABLE 3. Cargoes Unloaded at Canadian Ports from Foreign Countries, by Country of Origin, Kind of Cargo, Registry of Vessel and Geographic Area

Country of origin and kind of cargo	Registry of Vessel	At Atlantic and Lower St. Lawrence Ports, Montreal and below	At Great Lakes and Upper St. Lawrence Ports above Montreal	At Pacific Ports	Total
UNITED KINGDOM					
CATTLE AND CALVES	UK	40			40
OTHER LIVE ANIMALS	NETH			2	2
	UK	119		2	121
MEAT FRESH FROZEN	UK			16	16
FISH FRESH FROZEN CURED	NETH			40	40
	UK	522		19	541
DAIRY PRODUCE AND EGGS	UK	4		1	5
OTHER GRAIN	UK	5			5
MALT	UK			11	11
FLOUR GRAIN	UK	213		16	229
OTHER MILL PRODUCTS	GER		40		40
	UK	16		23	39
OTHER FRUIT FRESH	GER		43		43
	UK	77			77
DRIED FRUITS ETC	GER		73		73
	NETH			26	26
	NORW			962	962
	UK	46		140	186
FRUIT PULP ETC IN BULK	GER		141		141
	UK	152	81	13	246
NUTS	UK	33		5	38
PEAS AND BEANS DRIED	NETH			6	6
	UK	788			788
OTHER VEGETABLES	UK	30		34	64
SUGAR RAW AND REFINED	UK	20		3	23
COCOA CHOCOLATE	UK	696	156		852
COFFEE	UK			5	5
TEA	NETH			98	98
	UK	227		89	316
CANNED FOODS	UK	243		189	432
OTHER MANUFACTURED FOOD	GER		31		31
	NETH			426	426
	UK	5012	53	1841	6906
SHORTS MIDDINGS BRAN	UK	24			24
BEVERAGES	CAN			6	6
	GER		3366		3366
	NETH			537	537
	UK	9901	1099	2438	13438
TOBACCO	UK	30			30
OTHER AGRICULTURAL PROD	GER		6		6
	SWEDN	4			4
	UK	112		13	125
SKINS	UK	37			37
OTHER CRUDE ANIMAL PROD	NETH			154	154
	SWEDN	30			30
	UK	32		780	812
SEEDS	GER		44		44
	UK	110	221		331
RUBBER	UK	450			450
OTHER CRUDE VEG PROD	UK		13	5	18
LOGS POSTS POLES ETC	UK	55			55
PULPWOOD AND CHIPS	UK		35		35
OTHER CRUDE WOOD MATRL	UK	111		101	212
WOOL	SWEDN	2			2
	UK	906	14	44	964
VEGETABLE TEXTILE MATRL	UK	73	15	2	90
BAUXITE	UK	27			27
OTHER MET ORES AND CONC	NETH			30	30
	UK	102		7	109
COAL ANTHRACITE	DENMK	2160			2160
	LIBER	7810			7810
	UK	53223			53223
	OTHER	24514			24514
ASBESTOS	UK		16	82	98
CLAY AND BENTONITE	DENMK	3700	5553		9253
	NORW	5308			5308
	PANAM	5317			5317
	UK	1162		5	1167
	OTHER			3338	3338
SAND GRAVEL AND STONE	UK	42			42

SHIPPING REPORT, 1959

TABLE 3. Cargoes Unloaded at Canadian Ports from Foreign Countries, by Country of Origin, Kind of Cargo, Registry of Vessel and Geographic Area

Country of origin and kind of cargo	Registry of Vessel	At Atlantic and Lower St. Lawrence Ports, Montreal and below	At Great Lakes and Upper St. Lawrence Ports above Montreal	At Pacific Ports	Total
		Cargo tons (2000 lb.)			
GYP SUM	GER	26			26
SALT	GER	3360			3360
	NORW	3823			3823
	UK	1906		15	1921
SULPHUR	UK	7			7
OTHER CRUDE NON MET MIN	UK	4802		60	4862
	OTHER	441			441
IRON AND STEEL SCRAP	UK	26	25		51
WASTE MATERIALS N O S	GER		8		8
	UK	83	7	3	93
LEATHER	UK	158			158
RUBBER FAB MATERIALS	GER		42		42
	UK	102	22	15	159
LUMBER TIMBER BOX ETC	UK	142			142
PLYWOOD AND VENEER	UK	289			289
NEWSPRINT	UK	21			21
PAPERBOARD PULPBOARD	UK	12		17	29
PAPER OTHER	UK	66	18	1	85
OTHER MFD WOOD PRODUCTS	UK	40		40	80
TEXTILE FABRICS	DENMK			26	26
	GER		37		37
	NORW	11			11
	SWEDN	2			2
	UK	4449	77	1171	5697
	OTHER	64			64
ANIMAL OILS	UK	9		2	11
FISH OILS ETC	UK	441	141		582
VEGETABLE OILS	GER		351		351
	NETH		307		307
	NORW		4500		4500
	UK	51	1894	31	1976
FERTILIZERS	UK	141		36	177
CHEMICALS AND CHEM PROD	CAN			36	36
	DENMK			382	382
	GER		491		491
	NETH	1343		707	2050
	NORW	14028			14028
	SWEDN	24			24
	UK	13421	1230	2673	17324
PETROLEUM OILS	GER		6		6
	LBER			4595	4595
	NETH			8	8
	NORW		400		400
	UK	16779	28	16	16823
PITCH TAR CREOSOTE	DENMK			7262	7262
	GER			7347	7347
	LBER			9334	9334
	NORW			10093	10093
	UK	289		3740	4029
OTHER PETR AND COAL PR	UK	164			164
IRON ALLOYS	UK	56			56
	OTHER	29			29
IRON PIG AND BLOOM	DENMK			592	592
	NORW			65	65
	UK	56	29		85
IRON AND STEEL BAR ETC	CAN			94	94
	DENMK	1229		7976	9205
	GER	4007	2005	190	6202
	NETH			5212	5212
	NORW	5070	3370	9972	18412
	SWEDN	12			12
	UK	48675	6294	13191	68160
	OTHER	5345			5345
RAILS AND FASTENINGS	NORW	75			75
	UK	29		1868	1897
OTHER IRON AND STEEL	DENMK			141	141
	GER	38	446		484
	NETH			3539	3539
	NORW	27		145	172
	SWEDN	56			56
	UK	11121	1246	11963	24330
ALUMINUM BARS ETC	DENMK	15			15
	UK	841		49	890

SHIPPING REPORT, 1959

TABLE 3. Cargoes Unloaded at Canadian Ports from Foreign Countries, by Country of Origin, Kind of Cargo, Registry of Vessel and Geographic Area

Country of origin and kind of cargo	Registry of Vessel	At Atlantic and Lower St. Lawrence Ports, Montreal and below	At Great Lakes and Upper St. Lawrence Parts above Montreal	At Pacific Ports	Total
		Cargo tons (2000 lb.)			
UNITED KINGDOM CONTD					
COPPER BRASS BRONZE ETC	GER		1 23		1 23
	SWEDN	3			3
	UK	7 24	6	1 0	7 40
LEAD BARS ETC	UK	2 45		3 0	2 75
ZINC BARS ETC	NETH			6 1	6 1
	NORW			5 2	5 2
	UK	1 0		5 2	6 2
OTHER NON FERROUS METAL	DENMK			3 0	3 0
	GER		2 0		2 0
	SWEDN	1 1			1 1
	UK	2 28		3 2	2 60
BRICK	DENMK	2 07			2 07
	GER		2 2		2 2
	NORW	6 2			6 2
	UK	8 63 0	6 4	1 0 1	8 7 9 5
	OTHER	1 0 9 9			1 0 9 9
SEWER PIPE DRAIN TILE	UK	1 2 4		8	1 3 2
GLASS SHEET ETC	GER		6 7		6 7
	NETH			4 6	4 6
	NORW	8 7			8 7
	SWEDN	2 8 6			2 8 6
	UK	3 2 6 3	7 7	2 1 4 3	5 4 8 3
CEMENT	NETH			1 9 8	1 9 8
	UK	1 1 1 7		7 1 5	1 8 3 2
	OTHER	1 7			1 7
LIME AND PLASTER	UK	1 2 3			1 2 3
OTHER NON MET MIN PROD	DENMK	1 6 5			1 6 5
	GER		2 1		2 1
	UK	3 5 0 3	1 7 5		3 6 7 8
MACHINERY	CAN			2 7	2 7
	DENMK	1 1 9		2	1 2 1
	GER	2 2 9	3 7 8		6 0 7
	NETH			2 2 8	2 2 8
	NORW			1 7	1 7
	SWEDN	8			8
	UK	1 3 0 1 9	9 8 5	2 0 6 5	1 6 0 6 9
AUTOS TRUCKS PARTS	CAN			3	3
	DENMK			8 7	8 7
	GER	8 8 7	1 3	2 7 9	1 1 7 9
	GREEK	9 9 5			9 9 5
	LIBER	1 4 2 9		7 0	1 4 9 9
	NETH	5 6 4		2 1 4 5	2 7 0 9
	NORW	1 2 7 4 6		1 0 0 4 4	2 2 7 9 0
	PANAM	7 2 0			7 2 0
	SWEDN	9 4 0		7 4 2	1 6 8 2
	UK	7 7 3 6 9	1 7 5	5 7 3 6	8 3 2 8 0
	OTHER	1 7 2 9		3 7 4	2 1 0 3
ELECTR EQUIP AND PARTS	GER		7 0		7 0
	NETH			2 3 6	2 3 6
	UK	1 2 9 2	2 0 1	2 5 4	1 7 4 7
GLASSWARE AND CHINAWARE	GER		1 4 6		1 4 6
	SWEDN	8			8
	UK	2 3 0 4	2 2 5	8 9 2	3 4 2 1
FIREARMS AMMUNITION ETC	UK	5 3		8	6 1
CONTAINERS EMPTY	UK	3 2 3 1	4 2 9	1 9	3 6 7 9
GENERAL	CAN	2 4 5		2 5 3	4 9 8
	DENMK	2 0 0	2 0 4 3	1 2	2 2 5 5
	GER	6 2 8 8	2 6 2 3 6	1 2	3 2 5 3 6
	GREEK	2 0 0 3			2 0 0 3
	LIBER	5 5 4 7		1 8 0 1	7 3 4 8
	NETH	4 0 0 2	3 0 5 5	5 3 0 7	1 2 3 6 4
	NORW	1 2 4 9 7	2 8 6 0	5 7 4 8	2 1 1 0 5
	SWEDN	1 1 6 3	3 1 3		1 4 7 6
	UK	5 8 7 7 1 8	4 0 0 3 2	3 1 9 2 7	6 5 9 6 7 7
	OTHER	2 7 0 7	2 1 9		2 9 2 6
ALL OTHER FREIGHT NOS	DENMK			6	6
	GER		1 1 7		1 1 7
	NETH			4 4	4 4
	NORW	1 0			1 0
	SWEDN	2 3			2 3
	UK	8 9 0 7	8 0 5	3 6 5 3	1 3 3 6 5
		10 3 5 5 2 2	1 1 2 8 5 1	1 8 9 5 8 5	1 3 3 7 9 5 8

1. See page 118

SHIPPING REPORT, 1959

TABLE 3. Cargoes Unloaded at Canadian Ports from Foreign Countries, by Country of Origin, Kind of Cargo, Registry of Vessel and Geographic Area

Country of origin and kind of cargo	Registry ¹ of Vessel	At Atlantic and Lower St. Lawrence Ports, Montreal and below	At Great Lakes and Upper St. Lawrence Ports above Montreal	At Pacific Ports	Total
		Cargo tons (2000 lb.)			
POLAND					
OTHER FRUIT FRESH	SWEDN		12		12
CANNED FOODS	SWEDN	71	503		574
BEVERAGES	SWEDN	1			1
RUBBER FAB MATERIALS	SWEDN	15			15
CHEMICALS AND CHEM PROD	SWEDN	10			10
OTHER IRON AND STEEL	SWEDN	864			864
GLASS SHEET ETC	SWEDN	20			20
MACHINERY	SWEDN	6			6
GLASSWARE AND CHINAWARE	SWEDN	5			5
GENERAL	DENMK	900			900
	GER		7		7
	NORW		10		10
	SWEDN	1189	589		1778
	OTHER	7108			7108
	SWEDN	27			27
ALL OTHER FREIGHT NOS					
		10216	1121		11337
U S S R BALTIC AND BLACK SEAS					
OTHER MET ORES AND CONC	OTHER	6579			6579
CHEMICALS AND CHEM PROD	NORW	16616			16616
	OTHER	6047			6047
IRON PIG AND BLOOM	NORW	560			560
GLASS SHEET ETC	SWEDN	498			498
GENERAL	SWEDN	45	780		825
		30345	780		31125
YUGOSLAVIA					
OTHER MANUFACTURED FOOD	OTHER	1			1
CLAY AND BENTONITE	OTHER	3000			3000
LUMBER TIMBER BOX ETC	JAPAN			3060	3060
OTHER MFD WOOD PRODUCTS	USA	5			5
GENERAL	USA	8	16		24
	OTHER	246	221		467
		3260	237	3060	6557
ADEN					
COFFEE	DENMK	22			22
	UK	211			211
TEA	UK	10			10
GENERAL	UK	2			2
ALL OTHER FREIGHT NOS	UK	1			1
		246			246
EGYPT					
OTHER VEGETABLES	NETH	471			471
	NORW	2168			2168
	UK	25			25
	USA	1139			1139
COFFEE	UK	1			1
OTHER AGRICULTURAL PROD	NETH	1			1
CRUDE PETROLEUM	NORW	18173			18173
CHEMICALS AND CHEM PROD	UK	10			10
MACHINERY	GREEK	7			7
	NETH	3			3
	UK	5			5
GENERAL	LIBER	23			23
	NORW	543	11		554
	UK	1056			1056
	OTHER	1489			1489
ALL OTHER FREIGHT NOS	NORW	291			291
	USA	1			1
		25406	11		25417
IRAN					
DRIED FRUITS ETC	NORW			195	195
	USA	675			675
CRUDE PETROLEUM	DENMK	34787			34787

SHIPPING REPORT, 1959

TABLE 3. Cargoes Unloaded at Canadian Ports from Foreign Countries, by Country of Origin, Kind of Cargo, Registry of Vessel and Geographic Area

Country of origin and kind of cargo	Registry ¹ of Vessel	At Atlantic and Lower St. Lawrence Ports, Montreal and below	At Great Lakes and Upper St. Lawrence Ports above Montreal	At Pacific Ports	Total
		Cargo tons (2000 lb.)			
IRAN CONTD CRUDE PETROLEUM CONTD	ITALY	39738			39738
	LIBER	24655			24655
	NETH	650			650
	NORW	94294			94294
	PANAM	21311			21311
PETROLEUM OILS	UK	130611			130611
	PANAM	16500			16500
		363221		195	363416
IRAQ DRIED FRUITS ETC	NETH			713	713
	UK	1275			1275
		1275		713	1988
ISRAEL OTHER FRUIT FRESH GENERAL	OTHER	1317			1317
	USA	2	1		3
	OTHER	5569	267		5836
		6888	268		7156
JORDAN GENERAL	OTHER		1		1
			1		1
KUWAIT CRUDE PETROLEUM	GER	31507			31507
	LIBER	114666			114666
	NETH	61611			61611
	NORW	241120			241120
	PANAM	34362			34362
PETROLEUM OILS	UK	332777			332777
	NORW	28500			28500
		844543			844543
LEBANON GENERAL	UK	1149			1149
		1149			1149
SUDAN VEGETABLE TEXTILE MATRL TEXTILE FABRICS GENERAL	GREEK	554			554
	UK	110			110
	UK	50			50
		714			714
SYRIA GENERAL	UK	213			213
	OTHER	112			112
		325			325
TURKEY DRIED FRUITS ETC NUTS GENERAL	USA	1			1
	USA	30			30
	NORW		2		2
	UK	1138			1138
	USA		41		41
	OTHER	592	3		595
		1761	46		1807
OTHER ARABIA CRUDE PETROLEUM GENERAL	LIBER	26185			26185
	PANAM	26500			26500
	NORW			1	1
		52685		1	52686

1. See page 118

SHIPPING REPORT, 1959

TABLE 3. Cargoes Unloaded at Canadian Ports from Foreign Countries, by Country of Origin, Kind of Cargo, Registry of Vessel and Geographic Area

Country of origin and kind of cargo	Registry of Vessel	At Atlantic and Lower St. Lawrence Ports, Montreal and below	At Great Lakes and Upper St. Lawrence Ports above Montreal	At Pacific Ports	Total
		Cargo tons (2000 lb.)			
CEYLON NUTS	DENMK	75			75
	NZETH	18			18
	NORW	4			4
	UK	50			50
	USA	17			17
PEAS AND BEANS DRIED	NORW	11			11
	UK	11			11
COCOA CHOCOLATE	NZETH	23			23
TEA	DENMK	597			597
	NZETH	337		783	1120
	NORW	43		288	331
	UK	5614			5614
	USA	144			144
OTHER MANUFACTURED FOOD	DENMK	142			142
	NZETH	936		145	1081
	NORW			42	42
	UK	119			119
OTHER AGRICULTURAL PROD	DENMK	5			5
	NZETH	37			37
RUBBER	DENMK	302			302
	NZETH	1581			1581
	NORW	46			46
	UK	1185			1185
	USA	327			327
OTHER CRUDE NON PET MIN	DENMK	58			58
RUBBER FAB MATERIALS	NZETH	17			17
	UK	78			78
VEGETABLE OILS	DENMK	1452			1452
	NZETH	2412		22	2434
	UK	2463			2463
AUTOS TRUCKS PARTS	UK	1			1
GENERAL	DENMK	1257			1257
	FIBER	331			331
	NORW	854			854
	UK	2443		79	2522
ALL OTHER FREIGHT NOS	USA	1			1
		22991		1359	24350
CHINA NUTS	NORW			57	57
LUMBER TIMBER BOX ETC	OTHER			183	183
PLYWOOD AND VENEER	NORW			220	220
	OTHER			100	100
GENERAL	NORW			343	343
				903	903
TAIWAN FORMOSA FLOUR GRAIN	NORW			2	2
TEA	DENMK	5			5
RUBBER	USA			8	8
PLYWOOD AND VENEER	NORW			5	5
	USA			295	295
		5		310	315
HONG KONG OTHER FRUIT FRESH	DENMK	84			84
DRIED FRUITS ETC	USA			298	298
NUTS	USA			78	78
PEAS AND BEANS DRIED	NORW			2	2
TEA	DENMK	3			3
	NORW			57	57
	USA			456	456
CANNED FOODS	DENMK	363			363
	NORW			3	3
	USA			67	67
OTHER MANUFACTURED FOOD	NORW			1873	1873
	USA			20	20
OTHER AGRICULTURAL PROD	DENMK	46			46
	USA			14	14

SHIPPING REPORT, 1959

TABLE 3. Cargoes Unloaded at Canadian Ports from Foreign Countries, by Country of Origin, Kind of Cargo, Registry of Vessel and Geographic Area

Country of origin and kind of cargo	Registry ¹ of Vessel	At Atlantic and Lower St. Lawrence Ports, Montreal and below	At Great Lakes and Upper St. Lawrence Ports above Montreal	At Pacific Ports	Total
HONG KONG CONTD					
HIDES	NORW			57	57
SKINS	NORW			56	56
OTHER CRUDE ANIMAL PROD	NORW			9	9
SOYA BEANS	NORW			4	4
OTHER CRUDE VEG PROD	NORW			13	13
OTHER CRUDE WOOD MATRL	USA			18	18
VEGETABLE TEXTILE MATRL	USA			10	10
WASTE MATERIALS N O S	USA			20	20
LEATHER	NORW			2	2
RUBBER FAB MATERIALS	DENMK	118			118
	JAPAN	3			3
	NORW			50	50
LUMBER TIMBER BOX ETC	NORW			133	133
	USA			100	100
PLYWOOD AND VENEER	NORW			388	388
	USA			34	34
OTHER MFD WOOD PRODUCTS	NORW			74	74
	USA			207	207
TEXTILE FABRICS	DENMK				3
	NORW			991	991
	USA			671	671
VEGETABLE OILS	NORW			6	6
	USA			7	7
CHEMICALS AND CHEM PROD	NORW			5	5
PETROLEUM OILS	NORW			26	26
IRON AND STEEL BAR ETC	NORW			45	45
	USA			202	202
OTHER IRON AND STEEL	NORW			387	387
ALUMINUM BARS ETC	NORW			2	2
OTHER NON FERROUS METAL	NORW			2	2
GLASS SHEET ETC	NORW			85	85
ELECTR EQUIP AND PARTS	NORW			7	7
GLASSWARE AND CHINAWARE	NORW			18	18
FIREARMS AMMUNITION ETC	NORW			397	397
	USA			36	36
CONTAINERS EMPTY	NORW			11	11
GENERAL	DENMK	987			987
	JAPAN	36		112	148
	NORW			533	533
	UK	491		133	624
	USA			847	847
ALL OTHER FREIGHT NOS	DENMK	54			54
	NORW			604	604
	UK	23			23
	USA			598	598
		2211		9768	11979
INDIA					
MEAT FRESH FROZEN	UK	102			102
OTHER MILL PRODUCTS	UK	218			218
OTHER FRUIT FRESH	NORW			2	2
NUTS	DENMK	141			141
	GREEK	9612			9612
	NETH	19		538	557
	NORW	221		242	463
	UK	1693			1693
	USA	194			194
COFFEE	NETH	65			65
TEA	DENMK	526			526
	NETH	454		775	1229
	NORW	192		344	536
	UK	7060			7060
	USA	209		186	395
CANNED FOODS	NETH	2			2
	NORW	4			4
OTHER MANUFACTURED FOOD	NETH			12	12
OTHER AGRICULTURAL PROD	DENMK	37			37
	GREEK	263			263
	NETH	91		37	128
	NORW	47		28	75
	UK	29			29
	USA	297		6	303

1. See page 118

SHIPPING REPORT, 1959

TABLE 3. Cargoes Unloaded at Canadian Ports from Foreign Countries, by Country of Origin, Kind of Cargo, Registry of Vessel and Geographic Area

Country of origin and kind of cargo	Registry ¹ of Vessel	At Atlantic and Lower St. Lawrence Ports, Montreal and below	At Great Lakes and Upper St. Lawrence Ports above Montreal	At Pacific Ports	Total
		Cargo tons (2000 lb.)			
SKINS	UK	15			15
SEEDS	NETH			11	11
RUBBER	NORW	998			998
	UK	43			43
OTHER CRUDE VEG PROD	DENMK	42			42
	GREEK	103			103
	LIBER	52			52
	NETH			7	7
	NORW	58			58
	UK	31			31
VEGETABLE TEXTILE MATRL	DENMK	120			120
	GREEK	12			12
	NETH	21		70	91
	NORW	116		84	200
	UK	696			696
	USA	1			1
MANGANESE ORE	UK	170			170
ASBESTOS	UK	101			101
CLAY AND BENTONITE	DENMK	6			6
OTHER CRUDE NON MET MIN	UK	42			42
NON FERROUS METAL SCRAP	UK	8			8
WASTE MATERIALS N O S	NETH			115	115
	NORW			49	49
LEATHER	UK	71			71
WOODPULP	UK	273			273
PAPER OTHER	UK	43			43
OTHER MFD WOOD PRODUCTS	UK	1			1
TEXTILE FABRICS	DENMK	38			38
	GREEK	99			99
	NETH	135		6229	6364
	NORW	185		2371	2556
	UK	34111			34111
	USA	5		13	18
CHEMICALS AND CHEM PROD	NETH			3	3
	UK	684			684
OTHER PETR AND COAL PR	UK	373			373
IRON AND STEEL BAR ETC	UK	1470			1470
OTHER IRON AND STEEL	UK	429			429
ALUMINUM BARS ETC	UK	1504			1504
COPPER BRASS BRONZE ETC	NORW			3	3
	UK	9			9
MACHINERY	UK	4			4
AUTOS TRUCKS PARTS	UK	222			222
ELECTR EQUIP AND PARTS	UK	673			673
CONTAINERS EMPTY	NETH			17	17
GENERAL	DENMK	583			583
	GREEK	546			546
	LIBER	399			399
	NETH			5	5
	NORW	4812			4812
	UK	1016		20	1036
	USA	461		15	476
ALL OTHER FREIGHT NOS	GREEK	6			6
	NETH			42	42
	NORW			1	1
	UK	561			561
		72824		11225	84049
INDO CHINA					
TEA	USA	51			51
OTHER AGRICULTURAL PROD	DENMK	59			59
GENERAL	DENMK	24			24
	USA	30			30
		164			164
INDONESIA					
OTHER GRAIN	NETH	4			4
	USA	38		22	60
TEA	UK	3			3
	USA	5			5
OTHER AGRICULTURAL PROD	USA			22	22

SHIPPING REPORT, 1959

TABLE 3. Cargoes Unloaded at Canadian Ports from Foreign Countries, by Country of Origin, Kind of Cargo, Registry of Vessel and Geographic Area

Country of origin and kind of cargo	Registry ¹ of Vessel	At Atlantic and Lower St. Lawrence Ports, Montreal and below	At Great Lakes and Upper St. Lawrence Ports above Montreal	At Pacific Ports	Total
INDONESIA CONTD					
RUBBER	NORW	6			6
OTHER CRUDE VEG PROD	USA	29			29
LUMBER TIMBER BOX ETC	NETH			20	20
OTHER MFD WOOD PRODUCTS	USA	1			1
GENERAL	DENMK	237			237
	USA	3			3
ALL OTHER FREIGHT NOS	NETH	10			10
	USA	1			1
		337		64	401
-JAPAN					
MEAT FRESH FROZEN	NORW			315	315
FISH FRESH FROZEN CURED	JAPAN			716	716
	NORW			736	736
	USA			264	264
FLOUR GRAIN	OTHER			33	33
OTHER MILL PRODUCTS	JAPAN			5	5
OTHER FRUIT FRESH	JAPAN			8636	8636
	NORW			2888	2888
	USA			5772	5772
NUTS	NORW			5178	5178
OTHER VEGETABLES	NORW			64	64
COFFEE	NORW			233	233
TEA	JAPAN			3	3
	NORW			58	58
	OTHER			1	1
CANNED FOODS	DENMK	440			440
	JAPAN	1		947	948
	NORW			554	554
	USA			344	344
OTHER MANUFACTURED FOOD	JAPAN			555	555
	NORW			2631	2631
	USA			9	9
	OTHER			72	72
BEVERAGES	JAPAN			5	5
OTHER AGRICULTURAL PROD	NORW			10	10
	JAPAN			1	1
	NORW			10	10
HIDES	JAPAN			13	13
SKINS	NORW			28	28
OTHER CRUDE ANIMAL PROD	NORW			86	86
SEEDS	NORW			85	85
RUBBER	JAPAN			2	2
OTHER CRUDE VEG PROD	JAPAN			40	40
	NORW			1	1
LOGS POSTS POLES ETC	JAPAN			173	173
OTHER CRUDE WOOD MATRL	JAPAN			62	62
	NORW			31	31
WOOL	JAPAN			10	10
	NORW			1175	1175
VEGETABLE TEXTILE MATRL	JAPAN			26	45
OTHER MET ORES AND CONC	NORW	19		112	112
ASBESTOS	NORW			10	10
PHOSPHATE ROCK	JAPAN			168	168
OTHER CRUDE NON MET MIN	NORW			112	112
WASTE MATERIALS NOS	JAPAN			3	3
	USA			296	296
LEATHER	JAPAN	2		13	15
	NORW			4	4
RUBBER FAB MATERIALS	DENMK	1			1
	JAPAN			186	186
	NORW			1	1
	USA			30	30
LUMBER TIMBER BOX ETC	JAPAN			6839	6839
	NORW			518	518
	USA			181	181
	OTHER			224	224
PLYWOOD AND VENEER	JAPAN			10580	10580
	NORW			3341	3341
	UK			102	102
	USA			884	884
	OTHER			500	500

1. See page 118

SHIPPING REPORT, 1959

TABLE 3. Cargoes Unloaded at Canadian Ports from Foreign Countries, by Country of Origin, Kind of Cargo, Registry of Vessel and Geographic Area

Country of origin and kind of cargo	Registry of Vessel	At Atlantic and Lower St. Lawrence Ports, Montreal and below	At Great Lakes and Upper St. Lawrence Ports above Montreal	At Pacific Ports	Total
PAPER OTHER	JAPAN			8	8
	NORW			34	34
OTHER MFD WOOD PRODUCTS	JAPAN			672	672
	NORW			237	237
	USA			155	155
	OTHER			19	19
TEXTILE FABRICS	JAPAN			8267	8267
	NORW			3288	3288
	UK			1	1
	USA			828	828
	OTHER			151	151
ANIMAL OILS	JAPAN			11	11
FISH OILS ETC	JAPAN			1	1
	NORW			11	11
FERTILIZERS	JAPAN			278	278
CHEMICALS AND CHEM PROD	JAPAN			776	776
PITCH TAR CREOSOTE	JAPAN			3391	3391
IRON PIG AND BLOOM	NORW			549	549
IRON AND STEEL BAR ETC	DENMK	2805			2805
	JAPAN	11		23508	23519
	NORW			12052	12052
	USA			1456	1456
OTHER IRON AND STEEL	DENMK	207			207
	JAPAN	21		16035	16056
	NORW			2096	2096
	USA			687	687
	OTHER			162	162
ALUMINUM BARS ETC	JAPAN			25	25
	USA			2	2
COPPER BRASS BRONZE ETC	JAPAN			4	4
OTHER NON FERROUS METAL	JAPAN			10	10
SEWER PIPE DRAIN TILE	NORW			772	772
GLASS SHEET ETC	JAPAN			2948	2948
	NORW			643	643
	USA			242	242
	OTHER			14	14
OTHER NON MET MIN PROD	JAPAN			212	212
	NORW			1001	1001
MACHINERY	JAPAN	21		18	39
	NORW			39	39
	UK			5	5
	USA			184	184
AUTOS TRUCKS PARTS	NORW			186	186
	USA			74	74
ELECTR EQUIP AND PARTS	JAPAN			155	155
	NORW			57	57
	USA			27	27
	OTHER			2	2
GLASSWARE AND CHINAWARE	DENMK	46			46
	JAPAN	38		2219	2257
	NORW			819	819
	USA			823	823
	OTHER			133	133
FIREARMS AMMUNITION ETC	NORW			23	23
GENERAL	DENMK	182			182
	GREEK	147			147
	ITALY	1286			1286
	JAPAN	23913	710	26840	51463
	LIBER	754			754
	NORW			2122	2122
	UK			90	934
	USA	844		10016	10016
	OTHER	686		45	731
ALL OTHER FREIGHT NOS	DENMK	83			83
	JAPAN	3		6352	6355
	NORW			1787	1787
	UK			30	30
	USA			827	827
	OTHER			149	149
		31510	710	189444	221664

SHIPPING REPORT, 1959

TABLE 3. Cargoes Unloaded at Canadian Ports from Foreign Countries, by Country of Origin, Kind of Cargo, Registry of Vessel and Geographic Area

Country of origin and kind of cargo	Registry of Vessel	At Atlantic and Lower St. Lawrence Ports, Montreal and below	At Great Lakes and Upper St. Lawrence Ports above Montreal	At Pacific Ports	Total
		Cargo tons (2000 lb.)			
MALAYA AND SINGAPORE					
CORN	USA	1			1
OTHER GRAIN	DENMK	21			21
	NETH	12			12
	NORW			2	2
FLOUR GRAIN	NETH			2	2
	NORW			35	35
OTHER MILL PRODUCTS	UK	23			23
OTHER FRUIT FRESH	DENMK	201			201
	NORW			500	500
FRUIT PULP ETC IN BULK	USA	563			563
	DENMK	59			59
	NETH	9			9
COFFEE	USA	156			156
TEA	USA	3			3
	DENMK	64			64
	NETH			4	4
	NORW	43		8	51
CANNED FOODS	USA	17			17
	DENMK	718			718
	NETH	287			287
	NORW			34	34
	UK	19			19
OTHER MANUFACTURED FOOD	NETH			19	19
	NORW			123	123
OTHER AGRICULTURAL PROD	DENMK	24			24
	NETH	128		42	170
	NORW	41		25	66
	UK	12			12
	USA	99		7	106
SEEDS	NETH			12	12
	NORW			2	2
	UK	104			104
RUBBER	DENMK	6036			6036
	NETH	10041		11	10052
	NORW	1255		5	1260
	UK	3676			3676
	USA	9504		3	9507
OTHER CRUDE VEG PROD	NETH	24		12	36
	NORW			5	5
	USA	16			16
OTHER CRUDE WOOD MATRL	DENMK	106			106
	NETH	243			243
WOOL	NETH	1			1
VEGETABLE TEXTILE MATRL	NORW			72	72
IRON AND STEEL SCRAP	NETH	84			84
	USA	6			6
RUBBER FAB MATERIALS	DENMK	835			835
	NETH	953			953
	NORW	297			297
	UK	79			79
	USA	1106			1106
LUMBER TIMBER BOX ETC	NETH	29		87	116
	NORW			10	10
	USA			100	100
PLYWOOD AND VENEER	NETH			92	92
	NORW			79	79
OTHER MFD WOOD PRODUCTS	UK	1			1
	USA	3			3
TEXTILE FABRICS	NETH			134	134
	NORW	87			87
VEGETABLE OILS	DENMK	3025			3025
	NETH	2302			2302
	NORW	3344		18	3362
	UK	4384			4384
	USA	1			1
CHEMICALS AND CHEM PROD	NETH	3			3
IRON AND STEEL BAR ETC	DENMK	218			218
	NETH	587			587
	USA	81			81
GENERAL	DENMK	2028			2028
	NETH			16	16
	NORW	859			859

1. See page 118

SHIPPING REPORT, 1959

TABLE 3. Cargoes Unloaded at Canadian Ports from Foreign Countries, by Country of Origin, Kind of Cargo, Registry of Vessel and Geographic Area

Country of origin and kind of cargo	Registry of Vessel	At Atlantic and Lower St. Lawrence Ports, Montreal and below	At Great Lakes and Upper St. Lawrence Ports above Montreal	At Pacific Ports	Total
		Cargo tons (2000 lb.)			
GENERAL CONT'D	UK	2 422			2 422
	USA	1 278			1 278
ALL OTHER FREIGHT NOS	NETH			5	5
	USA			30	30
		5 751 8		1 494	5 901 2
PAKISTAN					
VEGETABLE TEXTILE MATRL	UK	2 658			2 658
WASTE MATERIALS N O S	NETH			11	11
	NORW			20	20
TEXTILE FABRICS	UK	4 705			4 705
	USA			55	55
GENERAL	UK	92			92
ALL OTHER FREIGHT NOS	UK	3			3
		7 458		86	7 544
PHILIPPINES					
NUTS	NORW			143	143
OTHER MANUFACTURED FOOD	NETH			158	158
	NORW			101	101
	UK			88	88
OTHER AGRICULTURAL PROD	USA			25	25
OTHER CRUDE VEG PROD	USA	28			28
VEGETABLE TEXTILE MATRL	NETH			292	292
	NORW			231	231
	USA	70			70
OTHER MET ORES AND CONC	LIBER	10 500			10 500
LUMBER TIMBER BOX ETC	NETH			440	440
	NORW			445	445
	USA	42		590	632
PLYWOOD AND VENEER	NETH			21	21
OTHER MFD WOOD PRODUCTS	NORW			1	1
TEXTILE FABRICS	USA			48	48
GENERAL	NETH			2	2
	NORW			1	1
	USA			132	132
ALL OTHER FREIGHT NOS	USA	42			42
		10 682		2 718	13 400
THAILAND					
FLOUR GRAIN	DENMK	16			16
SEEDS	DENMK	231			231
RUBBER	DENMK	102			102
	NETH	144			144
OTHER CRUDE VEG PROD	DENMK	32			32
	NETH	75			75
	USA			3	3
OTHER CRUDE WOOD MATRL	DENMK	47			47
LUMBER TIMBER BOX ETC	DENMK	46			46
PLYWOOD AND VENEER	DENMK	42			42
TEXTILE FABRICS	DENMK	6			6
CHEMICALS AND CHEM PROD	UK	72			72
COPPER BRASS BRONZE ETC	DENMK	1			1
AUTOS TRUCKS PARTS	UK	3			3
GENERAL	USA			63	63
		817		66	883
ALGERIA					
BEVERAGES	ITALY	9			9
CRUDE PETROLEUM	UK	3 377 7			3 377 7
GENERAL	GER	1			1
	ITALY	360	142		502
	LIBER		20		20
	PANAM	29			29
		3 417 6	162		3 433 8

SHIPPING REPORT, 1959

TABLE 3. Cargoes Unloaded at Canadian Ports from Foreign Countries, by Country of Origin, Kind of Cargo, Registry of Vessel and Geographic Area

Country of origin and kind of cargo	Registry ¹ of Vessel	At Atlantic and Lower St. Lawrence Ports, Montreal and below	At Great Lakes and Upper St. Lawrence Ports above Montreal	At Pacific Ports	Total
		Cargo tons (2000 lb.)			
ANGOLA AND PORT W AFRICA					
OTHER AGRICULTURAL PROD	UK	2 876			2 876
RUBBER	UK	11			11
LOGS POSTS POLES ETC	NORW	202			202
	UK	535			535
RUBBER FAB MATERIALS	UK	117			117
LUMBER TIMBER BOX ETC	UK	828			828
ALL OTHER FREIGHT NOS	UK	99			99
		4 668			4 668
BRITISH EAST AFRICA					
OTHER FRUIT FRESH	NETH			3	3
PEAS AND BEANS DRIED	NETH			16	16
COFFEE	JAPAN			71	71
	NETH			1 657	1 657
	NORW		14		14
	UK			11	11
TEA	NETH			236	236
	UK			3	3
OTHER AGRICULTURAL PROD	NETH			15	15
VEGETABLE TEXTILE MATRL	NETH			1 070	1 070
	NORW		63		63
LUMBER TIMBER BOX ETC	NETH			15	15
NEWSPRINT	UK			5	5
PAPER OTHER	UK			16	16
TEXTILE FABRICS	NETH			44	44
GENERAL	JAPAN			2	2
	NETH			13	13
	NORW	6 003			6 003
		6 003	77	3 177	9 257
CONGO AND BELGIAN AFRICA					
GENERAL	NORW	3 098			3 098
		3 098			3 098
FRENCH AFRICA					
COFFEE	NETH			26	26
OTHER AGRICULTURAL PROD	UK	3 163			3 163
RUBBER	UK	332			332
LOGS POSTS POLES ETC	SWEDN	218			218
	UK	839			839
BAUXITE	ITALY	72517			72517
	LIBER	32090			32090
	NORW	73711			73711
RUBBER FAB MATERIALS	UK	207			207
LUMBER TIMBER BOX ETC	UK	1180			1180
PLYWOOD AND VENEER	UK	19			19
ALL OTHER FREIGHT NOS	NETH			2	2
	UK	67			67
		184343		28	184371
GHANA					
OTHER AGRICULTURAL PROD	UK	683			683
LOGS POSTS POLES ETC	DENMK	220			220
	GER	226			226
MANGANESE ORE	ITALY	10500			10500
	UK	10399			10399
LUMBER TIMBER BOX ETC	UK	289			289
		22317			22317
GUINEA					
VEGETABLE OILS	UK	1327			1327
		1327			1327
LIBERIA					
IRON ORE	ITALY	83052			83052
	NORW	69305			69305
		152357			152357

1. See page 118

SHIPPING REPORT, 1959

TABLE 3. Cargoes Unloaded at Canadian Ports from Foreign Countries, by Country of Origin, Kind of Cargo, Registry of Vessel and Geographic Area

Country of origin and kind of cargo	Registry of Vessel	At Atlantic and Lower St. Lawrence Ports, Montreal and below	At Great Lakes and Upper St. Lawrence Ports above Montreal	At Pacific Ports	Total
		Cargo tons (2000 lb.)			
MADAGASCAR SUGAR RAW AND REFINED	NORW		3 360		3 360
			3 360		3 360
MOROCCO AND TANGIER OTHER AGRICULTURAL PROD PAPERBOARD PULPBOARD OTHER MFD WOOD PRODUCTS PETROLEUM OILS GENERAL	USA USA USA PANAM ITALY PANAM UK USA OTHER	24 99 18 2 273 267 2 21 1 21	42 60 18 62 45		24 99 18 2 273 309 62 39 63 66
		2 319	227		2 341
MOZAMBIQUE FISH FRESH FROZEN CURED TEA VEGETABLE TEXTILE MATRL ASBESTOS OTHER CRUDE NON MET MIN PAPER OTHER CHEMICALS AND CHEM PROD OTHER IRON AND STEEL MACHINERY GENERAL	UK NETH UK NETH GER NETH NORW UK NETH NETH UK NETH NORW	448 1 130 9 967		6 4 51 2 203 30 62 4 1 3 366	6 4 51 2 448 203 1 130 30 62 4 1 3 9 967 1 191
		11 545		366	11 911
NIGERIA OTHER AGRICULTURAL PROD RUBBER PLYWOOD AND VENEER	UK UK UK	570 34 7			570 34 7 611
		611			611
SIERRA LEONE OTHER AGRICULTURAL PROD GENERAL	UK GER	2 250			2 250 252
		252			252
TUNISIA SALT	NORW	3 000			3 000
		3 000			3 000
UNION OF SOUTH AFRICA WHEAT NUTS SUGAR RAW AND REFINED COFFEE TEA CANNED FOODS OTHER MANUFACTURED FOOD BEVERAGES OTHER AGRICULTURAL PROD SEEDS VEGETABLE TEXTILE MATRL SAUXITE	UK NORW NORW NORW UK JAPAN NORW UK JAPAN NETH NORW NETH NORW UK NETH UK ITALY LIBER	12 000 2 243 24 869	8 120 51	3 584 56 75 78 44 6 8 35 9 2 437 1 1 12 39	3 584 56 9 320 1 266 78 44 6 8 35 9 2 437 1 1 12 39 2 243 24 869

SHIPPING REPORT, 1959

TABLE 3. Cargoes Unloaded at Canadian Ports from Foreign Countries, by Country of Origin, Kind of Cargo, Registry of Vessel and Geographic Area

Country of origin and kind of cargo	Registry of Vessel	Cargo tons (2000 lb.)			Total
		At Atlantic and Lower St. Lawrence Ports, Montreal and below	At Great Lakes and Upper St. Lawrence Ports above Montreal	At Pacific Ports	
UNION OF SOUTH AFRICA CONTD					
CRUDE PETROLEUM	NORW		663		663
GRANITE	NETH			48	48
TEXTILE FABRICS	NORW		28		28
VEGETABLE OILS	NORW	307	867		1174
IRON PIG AND BLOOM	GER	7000			7000
OTHER IRON AND STEEL	JAPAN			12	12
	NETH			39	39
ALUMINUM BARS ETC	UK			330	330
MACHINERY	UK			1	1
GENERAL	NETH			3	3
	NORW	15844		1	15845
	UK			5	5
ALL OTHER FREIGHT NOS	NETH			13	13
		51463	9729	4839	66031
OTHER BRITISH AFRICA					
SUGAR RAW AND REFINED	GREEK	12350	7823		20173
	LIBER	2395	9000		11395
	NORW	25678	9528		35206
	OTHER	1200	9737		10937
SEEDS	NETH			4	4
AUTOS TRUCKS PARTS	USA	1			1
GENERAL	USA	1			1
		41625	36088	4	77717
GRAND TOTAL		15174363	17160633	22193923	34554388

1. Countries of registry include Canada, United States, United Kingdom, Denmark, Germany, Greece, Italy, Japan, Liberia, Netherlands, Norway, Panama, Sweden, and other.

TABLE 4. Cargoes Unloaded at Canadian Ports from Foreign Countries, by Commodity and Geographic Area

Commodity	At Atlantic and Lower St. Lawrence Ports, Montreal and below	At Great Lakes and Upper St. Lawrence Ports above Montreal	At Pacific Ports	Total
	Cargo tons (2000 lb.)			
CATTLE AND CALVES	40			40
OTHER LIVE ANIMALS	467		4	471
MEAT FRESH FROZEN	17 823		3 279	21 102
MEAT CURED SALTED	851		79	930
FISH FRESH FROZEN CURED	3 206	1 24	8 010	11 340
DAIRY PRODUCE AND EGGS	1 647	1 18	4 32	2 197
WHEAT	1 338 886	3 300	3 584	1 407 770
CORN	3 794 555	29 080 8		6 702 263
BARLEY	6 289 1	2 528		6 541 9
RYE		3 004		3 004
OATS	2 380	6 205		8 585
OTHER GRAIN	5 247		1 296 9	1 821 6
MALT			61	61
FLOUR GRAIN	241		88	329
OTHER MILL PRODUCTS	5 099	19 294	38	24 431
APPLES	34		64	98
BANANAS			1 129	1 129
OTHER FRUIT FRESH	5 840	4 22	2 453 5	3 079 7
DRIED FRUITS ETC	1 624 1	73	7 054	23 368
FRUIT PULP ETC IN BULK	5 651	1 688	5 57	7 896
NUTS	13 061	4 79	6 694	20 234
POTATOES			9 65	9 65
PEAS AND BEANS DRIED	21 100	3 232	102	24 434
OTHER VEGETABLES	5 152	107	3 984	9 243
SUGAR RAW AND REFINED	4 986 84	1 060 96	80 247	6 850 27
MOLASSES	77 358	2 202 5	72	99 455
COCOA CHOCOLATE	978	4 42	3	1 423
COFFEE	10 798	3 93	17 626	28 817
TEA	15 739		3 460	19 199
CANNED FOODS	1 665 9	1 711	6 351	24 721
OTHER MANUFACTURED FOOD	8 849	2 13	11 673	20 735
SHORTS MIDDINGS BRAN	24			24
BEVERAGES	15 489	4 539	5 522	25 550
TOBACCO	1 18	16		134
OTHER AGRICULTURAL PROD	9 344	5 51	6 96	10 591
HIDES	1 17		70	187
SKINS	3 61		84	4 45
OTHER CRUDE ANIMAL PROD	1 088		1 481	2 569
SEEDS	6 57	2 85	1 85	11 27
FLAXSEED	6 262 4	1 722 8		7 985 2
SOYA BEANS	8 760 2	3 498 82	4	4 374 88
RUBBER	3 60 79		49	3 61 28
OTHER CRUDE VEG PROD	6 81	13	6 07	1 301
LOGS POSTS POLES ETC	29 38	1 45	7 583 0	7 891 3
PULPWOOD AND CHIPS	2 45	4 6	1 354	1 645
FIREWOOD HOGGED FUEL			2 40	2 40
OTHER CRUDE WOOD MATRL	5 88		2 86	8 74
WOOL	3 556	3 2	2 105	5 693
VEGETABLE TEXTILE MATRL	1 32 78	1 82	3 579	1 703 9
IRON ORE	5 636 01	2 634 469		3 198 070
LEAD AND ZINC ORE ETC	14 981		5 688 0	7 186 1
BAUXITE	17 425 85	2 364 8	3 190 23	20 852 56
MANGANESE ORE	2 106 9			2 106 9
OTHER MET ORES AND CONC	17 181	9 296	2 76	2 675 3
COAL ANTHRACITE	2 035 72	6 706		2 102 78
COAL BITUMINOUS	7 132 83	1 032 442 4		11 037 707
CRUDE PETROLEUM	3 991 735	1 336 60		4 125 395
ASPHALT	1 896 3		1 5	1 897 8
ASBESTOS	3 86	1 6	3 339 2	3 379 4

SHIPPING REPORT, 1959

TABLE 4. Cargoes Unloaded at Canadian Ports from Foreign Countries, by Commodity and Geographic Area

Commodity	At Atlantic and Lower St. Lawrence Ports, Montreal and below	At Great Lakes and Upper St. Lawrence Ports above Montreal	At Pacific Ports	Total
	Cargo tons (2000 lb.)			
CLAY AND BENTONITE	20 743	4 759 3	3 355	7 169 1
SAND GRAVEL AND STONE	66	6 743 38	8 204 8	7 564 53
GRANITE	3 304	2 015	6 95	6 014
LIMESTONE	7 352	8 430 06	58	8 504 16
SLATE AND BLOCK STONE		72	6	78
GYP SUM	1 326		100 076	101 402
PHOSPHATE ROCK	2 452 39	1 261 0	168	2 580 17
SALT	1 365 86	4 358 2	87 061	2 672 29
SULPHUR	2 550 17	5 672 7	11 416	3 231 60
OTHER CRUDE NON MET MIN	37 176	6 060	4 36	43 672
SLAG		5 500	1 542	7 042
IRON AND STEEL SCRAP	116	20 704 4	155	20 731 5
NON FERROUS METAL SCRAP	8		267	275
WASTE MATERIALS N O S	150	1 719	1 574	3 443
LEATHER	239		24	263
RUBBER FAB MATERIALS	4 066	64	656	4 786
LUMBER TIMBER BOX ETC	4 855 9	544	14 531	6 363 4
PLYWOOD AND VENEER	1 228	323	16 807	18 358
WOODPULP	2 532		16 331 2	16 584 4
NEWSPRINT	1 842		376	2 218
PAPERBOARD PULPBOARD	4 144	107	467	4 718
PAPER OTHER	1 949	23	633	2 605
OTHER MFD WOOD PRODUCTS	254	14	2 235	2 503
TEXTILE FABRICS	4 546 9	1 366	2 741 3	7 424 8
ANIMAL OILS	16	23	18	57
FISH OILS ETC	450	141	12	603
VEGETABLE OILS	2 826 8	8 600	377	3 724 5
FERTILIZERS	10 470 6	12 480	614	11 780 0
CHEMICALS AND CHEM PROD	1 348 00	3 981 3	114 255	2 888 68
GASOLINE	4 866 25	5 711 2	3 905	5 476 42
PETROLEUM OILS	29 553 69	8 258 89	4 933 29	42 745 87
COKE	3 851 1	60 470		9 898 1
PITCH TAR CREOSOTE	289		41 167	41 456
OTHER PETR AND COAL PR	542		139	681
IRON ALLOYS	85	2 946		3 031
IRON PIG AND BLOOM	11 083	6 334	1 339	18 756
IRON AND STEEL BAR ETC	1 617 25	3 357 2	100 131	2 954 28
RAILS AND FASTENINGS	3 885 7	4 107	2 379	4 534 3
OTHER IRON AND STEEL	1 598 3	2 707	4 534 0	6 403 0
ALUMINUM BARS ETC	2 771	15	430	3 216
COPPER BRASS BRONZE ETC	1 625	129	21	1 775
LEAD BARS ETC	1 345	500	30	1 875
NICKEL BARS ETC	5			5
ZINC BARS ETC	2 302		178	2 480
OTHER NON FERROUS METAL	258	20	113	391
BRICK	10 405	126	291	10 822
SEWER PIPE DRAIN TILE	427		836	1 263
GLASS SHEET ETC	8 390	339	18 389	27 118
CEMENT	3 696	9 904	1 486	15 086
LIME AND PLASTER	123		92	215
OTHER NON MET MIN PROD	5 327	480	1 992	7 799
MACHINERY	18 493	14 76	6 309	26 278
AUTOS TRUCKS PARTS	1 231 81	11 492	3 102 1	16 569 4
ELECTR EQUIP AND PARTS	2 007	271	903	3 181
GLASSWARE AND CHINAWARE	2 693	377	5 159	8 229
FIREARMS AMMUNITION ETC	89		465	554
CANNIERS EMPTY	8 507	604	4 333	13 444
GENERAL	13 427 06	20 939 6	11 651 4	16 686 16
ALL OTHER FREIGHT NOS	1 381 7	1 203	1 777 6	3 279 6
GRAND TOTAL	151 743 63	171 606 33	22 193 92	345 543 88

SHIPPING REPORT, 1959

TABLE 5. Number and Registered Net Tonnage of, and Tons of Cargo Carried by, Vessels Arrived at and Departed from Canadian Ports in International Seaborne Shipping by Geographic Area and Registry of Vessel

Country of Registry		Atlantic and Lower St. Lawrence Ports, Montreal and below			Great Lakes and Upper St. Lawrence Ports above Montreal			Pacific Ports			Total		
		Number	Registered net tons	Cargo tons (2,000 lb.)	Number	Registered net tons	Cargo tons (2,000 lb.)	Number	Registered net tons	Cargo tons (2,000 lb.)	Number	Registered net tons	Cargo tons (2,000 lb.)
CANADA	A	5868	2242395	1616847	3013	8577474	11299946	3486	1906601	3345671	2367	12726470	13251360
	D	6797	4044080	4890880	3084	8491059	5130145	3544	1939582	1151529	13425	14474721	11172554
ST PIERRE AND MIQUELON	A	176	26569	454							176	26569	454
	D	177	27078	14025							177	27078	14025
ALASKA	A							3	85		3	85	
	D							3	85		3	85	
UNITED STATES	A	846	1375471	298879	3694	4935542	4969728	3631	3913852	625642	8171	10224865	5894249
	D	850	1381716	1148553	3670	4894693	2607750	3623	3918624	1128583	8143	10195033	4884886
BAHAMAS	A	15	70536	17232	1	3304	9737				16	73840	26969
	D	11	60713	14610	2	9591	18964				13	70304	33574
BERMUDA	A	2	7493	6950							2	7493	6950
	D	4	12101	11976							4	12101	11976
BRITISH HONDURAS	A	1	4457	6047				2	9592		3	14049	6047
	D	1	4457					2	9592	1515	3	14049	1515
COSTA RICA	A							2	1476		2	1476	
	D							1	738		1	738	
CUBA	A	6	4490	7616							6	4490	7616
	D	6	4490	1450							6	4490	1450
GUATEMALA	A	10	10815	179							10	10815	179
	D	10	10815	2582							10	10815	2582
HONDURAS	A	5	1265	1495				5	24242		10	25507	1495
	D	4	1012					5	24242	20674	9	25254	20674
MEXICO	A							1	1135	2034	1	1135	2034
	D							1	1135		1	1135	
NETHERLANDS ANTILLES	A	2	496								2	496	
	D	2	496	236							2	496	236
PANAMA AND CANAL ZONE	A	20	2254408	1960431	41	66087	16489	80	371590	86820	541	2692085	2063740
	D	18	2239253	2137979	41	66087	27233	79	367126	136229	538	2672466	2301441
PAPAGOOS	A	2	886								2	886	
	D	3	915								3	915	
WINDWARD AND LEEWARD IS.	A	1	5987								1	5987	
	D	1	5987	3380							1	5987	3380
TRINIDAD AND TOBAGO	A	1	2296								1	2296	
	D	1	2296	2162							1	2296	2162
ARGENTINA	A	1	4600								1	4600	
	D	1	4600	450							1	4600	450
CHILE	A							9	19872	88	9	19872	88
	D							9	19872	4373	9	19872	4373
COLOMBIA	A	2	3222		2	2020		19	40331	1571	23	45573	1571
	D	2	3222	846	2	2020	1024	19	40331	14632	23	45573	16702
ECUADOR	A							11	23389	746	11	23389	746
	D							11	23389	8049	11	23389	8049
PERU	A							11	31307	6363	11	31307	6363
	D							10	28062	23969	10	28062	23969
VENEZUELA	A							3	6870	77	3	6870	77
	D							3	6870	584	3	6870	584
FIJI	A							11	29648	14486	11	29648	14486
	D							9	23866	11005	9	23866	11005
NEW ZEALAND	A							10	43158	24870	10	43158	24870
	D							31	136371	26280	31	136371	26280
BELGIUM AND LUXEMBOURG	A	28	131871	22459							28	131871	22459
	D	28	131871	29485							28	131871	29485
DENMARK	A	280	648941	238308	41	69343	80805	52	186470	21543	373	904754	340050
	D	279	646417	206766	42	69903	16371	52	186470	67368	373	902790	290505
IRE	A	53	78497	7382	1	648	102				54	79145	7484
	D	53	78497	84944	1	648					54	79145	84944

SHIPPING REPORT, 1959

TABLE 5. Number and Registered Net Tonnage of, and Tons of Cargo Carried by, Vessels Arrived at and Departed from Canadian Ports in International Seaborne Shipping by Geographic Area and Registry of Vessel

Country of Registry		Atlantic and Lower St. Lawrence Ports, Montreal and below			Great Lakes and Upper St. Lawrence Ports above Montreal			Pacific Ports			Total		
		Number	Registered net tons	Cargo tons (2,000 lb.)	Number	Registered net tons	Cargo tons (2,000 lb.)	Number	Registered net tons	Cargo tons (2,000 lb.)	Number	Registered net tons	Cargo tons (2,000 lb.)
FINLAND	A	58	68410	22058	20	14253	619	27	55204	5047	105	137867	27724
	D	58	70106	60631	80	14253	7037	27	55204	22989	105	139563	90697
FRANCE	A	147	339247	55683	40	139927	50085	35	157384	6254	222	636558	112088
	D	146	338305	841201	40	139927	20350	36	160614	70213	222	638846	331722
GERMANY FEDERAL REPUBLIC	A	1093	2451074	497726	606	761455	105575	195	642809	51733	1896	3855338	655034
	D	1091	2445375	1983986	605	760600	149592	197	652347	368030	1893	3858322	2501602
GREECE	A	106	715691	95326	10	44533	8029	145	692748		261	1452972	103359
	D	107	721925	334475	10	44533	49958	143	683997	666206	260	1450455	1050639
ICELAND	A	8	4666	415							8	4666	415
	D	9	4899	700							9	4899	700
ITALY	A	246	1122106	481812	41	66939	10467	70	321272	19441	357	1510317	511720
	D	246	1124562	604812	41	66939	16606	70	320177	163460	357	1511678	784878
NETHERLANDS	A	290	1008168	338917	127	168730	15346	137	689585	45400	554	1866483	399663
	D	290	1010152	459155	127	168730	41178	137	689267	235855	554	1866149	736188
NORWAY	A	1568	5194140	2965964	284	592857	287660	633	2439156	324277	2485	8226153	3577901
	D	1572	5197354	4431501	286	596358	145460	627	2402834	1316736	2488	8196546	5893697
PORTUGAL	A	265	153892	1377				1	34		266	153926	1377
	D	265	154096	2242				1	34		266	154130	2242
SPAIN	A	210	115776	4587	1	2064					211	117840	4587
	D	212	116643	7713	1	2064	4480				213	118707	12193
SWEDEN	A	499	1178264	143852	130	160188	29714	124	413776	16545	753	1752228	190111
	D	502	1187683	1504172	131	162697	61912	124	411695	273453	757	1762075	1839537
SWITZERLAND	A	72	226918	79207	4	13744	2209	4	19969		80	260631	81416
	D	72	226918	158548	4	13744	6836	3	14458	14849	79	255120	180233
UNITED KINGDOM	A	1846	8998200	2876614	267	612683	118525	243	1265240	361629	2356	10876123	3356700
	D	1998	9178400	8091373	263	562568	252390	539	2467670	973788	2800	12208638	9322581
POLAND	A	20	143700	7189							20	143700	7189
	D	20	143700	6643							20	143700	6643
U S S R	A	22	28623	6579				3	13412		25	42035	6579
	D	21	27398	13713				3	13412	31033	24	40810	44744
YUGOSLAVIA	A	7	8049	4713	1	1175	1173				8	9224	5824
	D	7	8049	2676	1	1175					8	9224	2676
EGYPT	A	19	62803	11843	1	3210					20	66013	11843
	D	18	59082	16997	1	3210	3058				19	62292	20055
ISRAEL	A	34	69916	10242	17	27721	3540				51	97637	13782
	D	34	69916	7262	16	26161	584				50	95077	7846
LEBANON	A	8	30322	3138	2	6074	321				10	36396	3459
	D	8	30322	5431	2	6074					10	36396	5431
CHINA	A							2	11058		2	11058	
	D							2	11058	1744	2	11058	1744
TAIWAN FORMOSA	A	3	8021					32	143700	783	35	151721	783
	D	3	8021	7819				38	143700	62272	35	151721	70091
HONG KONG	A							1	5128		1	5128	
	D							1	5128	13815	1	5128	13815
JAPAN	A	35	183523	45476	2	10713	1106	387	1754399	125058	424	1948635	171640
	D	35	183523	41595	2	10713	987	385	1749723	1372824	422	1943959	1415406
KOREA SOUTH	A							8	33373		8	33373	
	D							8	33373	34077	8	33373	34077
MALAYA AND SINGAPORE	A							23	112139	18781	23	112139	18781
	D							23	112139	23438	23	112139	23438
LIBERIA	A	698	4044816	3337372	36	187403	150057	479	2594880	135637	1213	6827099	3613064
	D	700	4061482	4709740	36	187403	100639	469	2549067	2029615	1205	6797952	7099984
UNION OF SOUTH AFRICA	A							9	52473		9	52473	
	D							9	52473	15653	9	52473	15653
GRAND TOTAL	A	14975	33031020	15174363	8382	16468087	17160633	9894	18027357	2219392	33251	67526464	34554388
	D	16062	35028827	31242709	8426	16301150	8662554	10238	19254725	10580040	34728	70583802	5045530

APPENDIX A

List of Countries and Geographic Areas

Country	Country
North America	Oceania – Concluded
Alaska	New Zealand
Greenland	Oceania – Other British
St. Pierre and Miquelon	Oceania – French
United States West Coast Ports	Hawaii
United States Great Lakes Ports	Oceania – United States
United States Atlantic and Gulf Ports	
Central America and Antilles	Western Europe
Bahamas	Austria
Bermuda	Azores and Madeira
British Honduras	Belgium and Luxembourg
Costa Rica	Canary and Balearic Islands
Cuba	Denmark
Dominican Republic	Eire
El Salvador	Faroe Islands
French West Indies (incl. Guadeloupe and Martini- nique)	Finland
Guatemala	France – Atlantic and English Channel
Haiti	France – Mediterranean
Honduras	Germany – Federal Republic
Mexico	Greece
Netherlands Antilles (incl. Aruba and Curaçao)	Iceland
Nicaragua	Italy
Panama and Canal Zone	Malta
Puerto Rico	Netherlands
Virgin Islands – American (St. Croix, St. John and St. Thomas Islands)	Norway
Virgin Islands – British	Portugal
West Indian Federation	Spain
Barbados	Sweden
Jamaica	Switzerland (incl. Liechtenstein)
Trinidad and Tobago	United Kingdom
Windward and Leeward Islands	
South America	Eastern Europe and Russia
Argentina	Albania
Bolivia	Bulgaria
Brazil	Czechoslovakia
Chile	Germany, Eastern
Colombia	Hungary
Ecuador	Poland
Falkland Islands	Rumania
Guiana – British	U.S.S.R. – Baltic and Black Seas (incl. Estonia, Latvia, Lithuania)
Guiana – French	U.S.S.R. – Pacific
Paraguay	Yugoslavia
Peru	
Surinam	Middle East
Uruguay	Aden
Venezuela	Cyprus
	Egypt
	Ethiopia and Eritrea, Federation of
	Iran
	Iraq
	Israel
	Jordan
	Kuwait

List of Countries and Geographic Areas - Concluded

Country

Country

Middle East - Concluded

Lebanon
 Libya
 Sudan
 Syria
 Turkey
 Other Arabia (incl. Bahrein, Saudi Arabia and Yemen)

Other Asia

Afghanistan
 Burma
 Ceylon
 China - mainland (incl. N. Korea, N. Viet-Nam and Manchuria)
 Taiwan (Formosa)
 Hong Kong
 India
 Indo-China (incl. Laos, S. Viet-Nam and Cambodia)
 Indonesia (incl. Sumatra)
 Japan
 Korea (South), Republic of
 Malaya and Singapore
 North Borneo and Sarawak
 Pakistan
 Philippines

Other Asia - Concluded

Portuguese Asia (incl. Goa and Port. Timor)
 Thailand
 Other Asia, N.O.S.

Other Africa

Algeria
 Angola and Port. West Africa
 British East Africa (Kenya, Uganda, Tanganyika, Zanzibar and the Federation of Rhodesia and Nyasaland)
 Cape Verde Islands
 Congo and Belgian Africa
 French Africa
 Ghana
 Guinea
 Liberia
 Madagascar
 Morocco and Tangier
 Mozambique
 Nigeria
 Sierra Leone
 Spanish Africa
 Tunisia
 Union of South Africa
 Other British Africa (incl. Gambia, Mauritius, Seychelles, Somaliland.)

APPENDIX B

List of Commodities

LIVE ANIMALS

Cattle and calves
Other live animals

FOOD, FEED, BEVERAGES AND TOBACCO

Meat, Meat Preparations, Fish, Dairy Produce

Meat, fresh, frozen
Meat, cured, salted
Fish, fresh, frozen, cured
Dairy produce and eggs

Grain, Flour, Meal and Cereal Preparations

Wheat
Corn
Barley
Rye
Oats
Other grain
Malt
Flour grain
Other mill products

Fruits, Nuts, Vegetables and Preparations

Apples
Bananas
Other fruit, fresh
Dried and dehydrated fruits
Fruit pulp and juices in bulk
Nuts
Potatoes
Peas and beans-dried
Other vegetables

Sugar, Tea, Coffee, Canned and Manufactured Food

Sugar, raw and refined
Molasses
Cocoa-chocolate
Coffee
Tea
Canned foods
Other manufactured foods

Fodder and Feed

Hay and straw
Shorts, middlings, bran
Grain screenings

Beverages and Tobacco

Beverages
Tobacco
Other agricultural products

CRUDE MATERIALS, INEDIBLE

Hides
Skins
Other crude animal products

Seeds

Seeds
Copra
Flaxseed
Rapeseed
Soya beans
Mustard seed

Rubber and other Crude Vegetable Products

Rubber
Other crude vegetable products, inedible

Crude Wood Materials

Logs, posts, poles, pitprops and piling
Pulpwood, pulpwood chips
Firewood - hogged fuel
Other crude wood materials

Textiles and Related Fibres

Wool
Vegetable textile materials

Metals in Ores, Concentrates

Iron ore
Ilmenite ore
Copper ore and concentrates
Lead and Zinc ore and concentrates
Nickel ore and concentrates
Bauxite
Manganese ore
Other metallic ores and concentrates

Coal, Crude Petroleum and Related Crude Products

Coal - anthracite
Coal - bituminous
Crude petroleum
Crude oil (Canadian)
Asphalt

Crude Non-Metallic Minerals

Asbestos
Clay and bentonite
Sand, gravel and crushed stone
Granite
Limestone
Quartzite
Slate dimension and block stone

List of Commodities - Concluded

CRUDE MATERIALS, INEDIBLE -- Concluded**Crude Non-Metallic Minerals -- Concluded**

Gypsum
 Phosphate rock
 Salt
 Sulphur
 Other crude non-metallic minerals

Waste and Scrap

Slag
 Iron and steel scrap
 Non-ferrous metal scrap
 Waste materials n.o.s.

FABRICATED MATERIALS, INEDIBLE

Leather
 Rubber-fabricated materials

Fabricated Materials, Wood, Pulp, and Paper

Lumber, timber, box, crate and cooperage material
 Plywood and veneer
 Woodpulp
 Newsprint
 Paperboard, pulpboard, wallboard
 Paper, other
 Other manufactured wood products
 Textile fabrics

Oils and Fats

Animal oils
 Fish oils and sea animal oils
 Vegetable oils

Chemicals and Chemical Products

Fertilizers
 Chemicals and chemical products

FABRICATED MATERIALS, INEDIBLE -- Concluded**Petroleum and Coal Products**

Gasoline
 Petroleum oils
 Coke
 Pitch, tar, creosote
 Other petroleum and coal products

Iron and Steel and Alloys

Iron alloys
 Iron pig and bloom
 Iron and steel-bar, sheet and structural pipe
 Rails and fastenings
 Other iron and steel products

Non-Ferrous Metals

Aluminum, bars, etc.
 Copper, brass, bronze, bars etc.
 Lead, bars, etc.
 Nickel, bars, etc.
 Zinc, bars, etc.
 Other non-ferrous metals

Non-Metallic Mineral Products

Brick
 Sewer pipe, drain tile
 Glass - sheet etc.
 Cement
 Lime and plaster
 Other non-metallic mineral products

END PRODUCTS, INEDIBLE

Machinery - agricultural and industrial
 Autos, trucks, parts
 Electrical equipment and parts
 Glassware and chinaware
 Firearms, weapons, ammunition, etc.
 Containers, empty (wood and metal)
 General
 All other freight, n.o.s.



THE UNIVERSITY OF CHICAGO LIBRARY

1200 EAST 58TH STREET CHICAGO, ILLINOIS 60637

TEL: 773-936-3000 FAX: 773-936-3000

WWW.CHICAGO.LIBRARY.EDU

CHICAGO LIBRARY

CHICAGO LIBRARY

CHICAGO LIBRARY

CHICAGO LIBRARY

CHICAGO LIBRARY

CHICAGO LIBRARY

CHICAGO LIBRARY

CHICAGO LIBRARY

CHICAGO LIBRARY

CHICAGO LIBRARY

CHICAGO LIBRARY

CHICAGO LIBRARY

CHICAGO LIBRARY

CHICAGO LIBRARY

CHICAGO LIBRARY

CHICAGO LIBRARY

CHICAGO LIBRARY

CHICAGO LIBRARY

CHICAGO LIBRARY

CHICAGO LIBRARY


CHICAGO LIBRARY

CHICAGO LIBRARY

CHICAGO LIBRARY

CHICAGO LIBRARY

CHICAGO LIBRARY



STATISTICS CANADA LIBRARY
BIBLIOTHÈQUE STATISTIQUE CANADA



1010701504