

CATALOGUE No.

54-202

ANNUAL

58

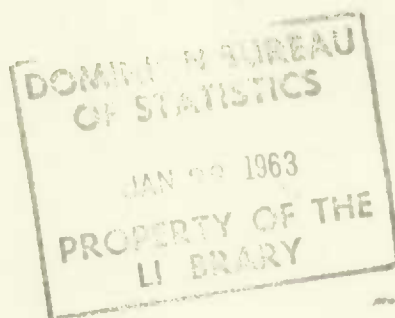


SHIPPING REPORT

1961

PART I

International Seaborne Shipping



DOMINION BUREAU OF STATISTICS



DOMINION BUREAU OF STATISTICS
Public Finance and Transportation Division
Transportation Section

SHIPPING REPORT

1961

PART I

International Seaborne Shipping

Published by Authority of
The Honourable George Hees, Minister of Trade and Commerce

September 1962
8504-518

Price: \$1.50

Reports Published by the
Public Finance and Transportation Division
dealing with

WATER TRANSPORT

Catalogue number	Title	Price
Annual		
54 - 201	Canal Statistics	\$1.00
54 - 202	Shipping Report, Section I (International Seaborne Shipping)	1.50
54 - 203	Shipping Report, Section II (International Seaborne Shipping)75
54 - 204	Shipping Report, Section III (Coastwise Shipping)	1.00
54 - 205	Water Transportation50
Monthly		
54 - 001	Summary of Canal Statistics	\$1.00 per year
54 - 002	Shipping Statistics	\$2.00 per year

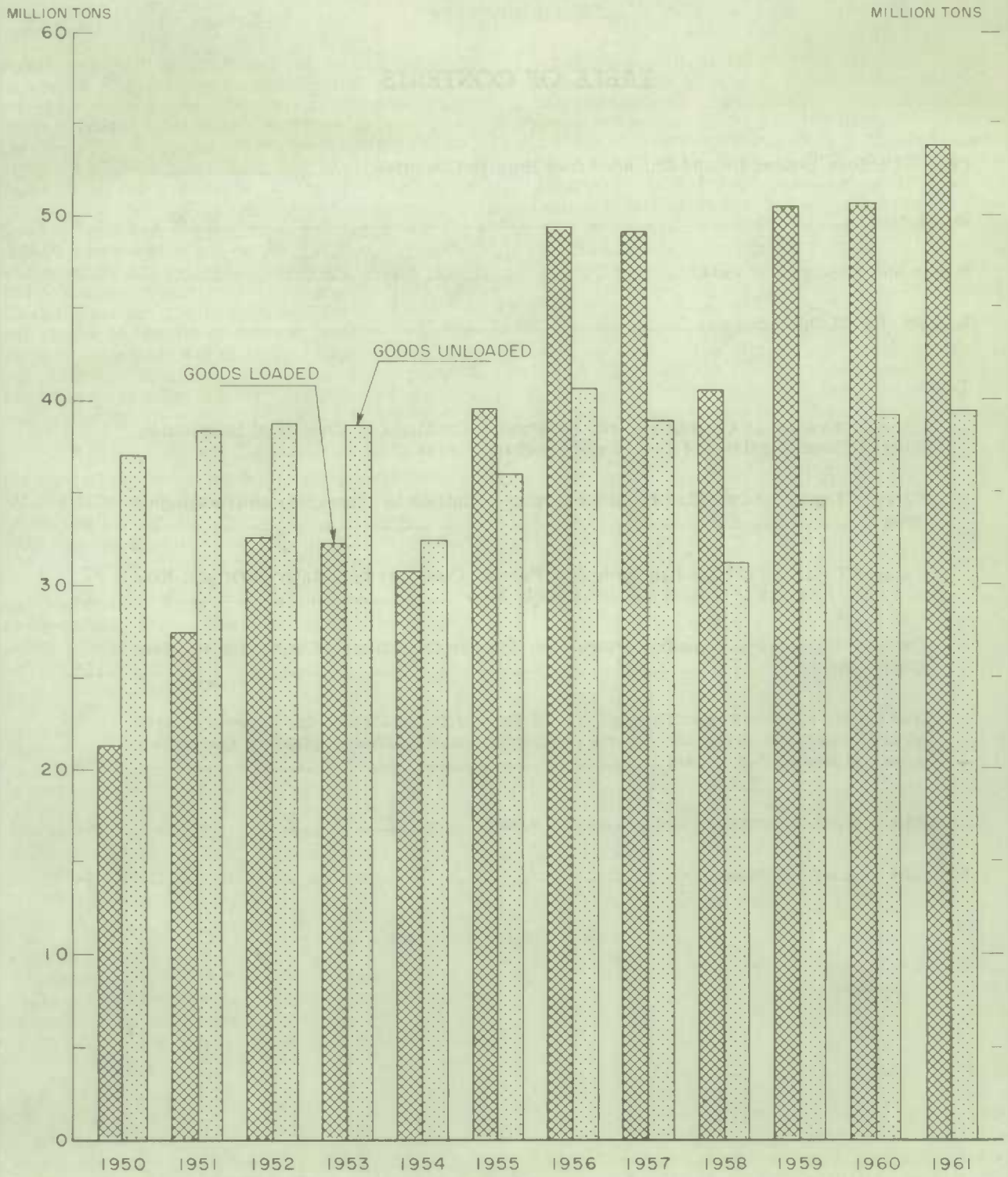
Subscription orders should be sent to the Publications Distribution Unit, Financial Control Section, Dominion Bureau of Statistics, Ottawa, Canada, with enclosed remittances made payable to the Receiver General of Canada.

TABLE OF CONTENTS

	Page
Chart – Cargoes Loaded for and Unloaded from Foreign Countries.....	4
Introduction	5
Source and Treatment of Data.....	5
Review of 1961 Operations	6
Table	
1. Cargoes Loaded at Canadian Ports for Foreign Countries by Country of Destination, Kind of Cargo, Registry of Vessel and Geographic Area.....	8
2. Cargoes Loaded at Canadian Ports for Foreign Countries by Commodity and Geographic Area	95
3. Cargoes Unloaded at Canadian Ports from Foreign Countries by Country of Origin, Kind of Cargo, Registry of Vessel and Geographic Area	99
4. Cargoes Unloaded at Canadian Ports from Foreign Countries by Commodity and Geographic Area	155
5. Number and Registered Net Tonnage of, and Tons of Cargo Carried by, Vessels Arrived at and Departed from Canadian Ports in International Seaborne Shipping by Geographic Area and Registry of Vessel	159
Appendix A. List of Countries and Geographic Areas	162
Appendix B. List of Commodities	164

CARGOES LOADED FOR AND UNLOADED FROM FOREIGN COUNTRIES

TONS WEIGHT PLUS TONS MEASUREMENT, 1950-1961



SHIPPING REPORT

1961

INTRODUCTION

Part I of the 1961 Shipping Report contains five tables which provide details of cargoes loaded and unloaded at Canadian ports in international seaborne or foreign shipping. Tables 1 and 2 show cargoes loaded by country of destination and by commodity, while tables 3 and 4 provide similar data for cargoes unloaded from foreign countries. Table 5 shows the number and registered net tonnage of vessels arriving at and departing from Canadian ports in international service, by registry of vessel. This table also provides a corresponding breakdown of cargo loaded and unloaded.

Part II which will be released shortly will contain additional tables pertaining to international shipping. These will include statistics for the individual ports covering vessel arrivals and departures and cargoes loaded and unloaded. Part III will include all available data relating to coastwise shipping including details of cargo.

Previous to 1952, a complete statistical picture of Canada's shipping activity was not available due to insufficient detail of the coastwise and inland segments of the industry. The Bureau's annual "Canal Statistics" gives an analysis of traffic moving between Canadian ports but only that portion which uses the facilities of one or more of the canal systems. Also, some records of coastwise traffic

were maintained by the National Harbours Board and certain Harbour Commissioners and Boards of Trade. In addition, special surveys were made for the Canadian Maritime Commission each year on cargoes carried into the St. Lawrence River—Great Lakes system by the principal Canadian shipping companies.

The great bulk of cargo, however, moving between Canadian ports on the Atlantic and Pacific coasts and on the Great Lakes and the St. Lawrence River was not reported. As a result, early in 1951 an inter-departmental committee, representing all interested parties, decided to attempt to secure the details of cargoes carried in the coastwise trade as it would provide another statistic towards the measurement of interprovincial trade in Canada and as it would be important to know the pattern of the coasting trade in case of an emergency.

With the excellent assistance of the Department of National Revenue whose customs officials instructed shipping officers in the new procedure of reporting their coastwise activities, these new data were collected beginning in January, 1952.

Commencing January, 1957, statistics on vessels in coastwise traffic were expanded to include the movement to and from non-customs ports.

Source and Treatment of Data

Shipping statistics are compiled from reports made by operators or agents of vessels arriving at and departing from Canadian ports. At ports where there are customs officials these officials act as agents for the Dominion Bureau of Statistics in collecting the reports and forwarding them to the Bureau. For other ports the reports are either forwarded through the nearest customs office or mailed direct to the Bureau.

Customs regulations regarding coastwise vessels were revised in April, 1955 to permit owners or masters of such vessels who obtain coasting licenses to enter and leave port without clearing at customs. Thus no longer is the owner or master required to present a shipping report directly to customs officials but instead may mail his report to the customs officials at the port concerned if it is more convenient. This new procedure has given the Bureau the task of ensuring that all licensed coasting vessels continually report all their shipping activities. Failure to submit shipping reports can result in the cancellation of a vessel's coasting license by the Department of National Revenue.

A vessel is classed as being in foreign service when (1) it arrives from a foreign port as last port of call or departs for a foreign port as first port of call; (2) cargo is loaded for a foreign port or unloaded from a foreign port; (3) the registry of the vessel is other than Canada or the British Commonwealth even though the vessel may have arrived at one Canadian port from another or departed from a Canadian port for another.

Coasting service includes vessels of Canadian or British registry only, which arrive at one Canadian port from another or depart from one Canadian port for another and when no freight from a foreign port is unloaded or no freight for a foreign port is loaded.

If a vessel does not unload any freight or does not load any freight, it is classed as arriving or departing, respectively, "in ballast", regardless of the amount of freight it might have on board. Because of these definitions a vessel may arrive twice in foreign service and depart in coasting service on the same trip, and, consequently, the number of departures and arrivals in either class of

service will not always be the same. Vessels built in Canadian ports will also cause a disparity in the number of arrivals and departures. There are also certain customs regulations in respect to fishing vessels that are responsible for some difference in reports of departures and arrivals.

Table 1 provides detailed information as to cargoes loaded at Canadian ports for foreign countries. It shows the country of destination and the kind of cargo with a further breakdown to show the tonnage carried by registry of vessel. Table 3 shows similar data for cargoes unloaded in foreign trade, i.e. country of origin, kind and tonnage of cargo and registry of vessel. For each of these tables, the ports in Canada have been grouped and allocated to three geographical regions, namely, Atlantic and lower St. Lawrence river, Great Lakes and upper St. Lawrence river and the Pacific coast.

Tables 2 and 4 give the total tonnage of each commodity loaded and unloaded at Canadian ports in international shipping. These tonnages are not complete in all cases since a small percentage of all commodities, other than those carried in bulk, is reported and tabulated as "general" cargo.

Tonnage data are required to be reported in tons weight of 2,000 pounds, but because of the practice in previous years of reporting tons in long tons of 2,240 pounds there is a possibility that some vessels did not report their cargoes in short tons. As of 1951, cargoes reported in tons measurement of 40 cu. ft. have been added to those reported in tons weight. Reports are not required from vessels of less than 15 registered net tons.

Commencing with the 1961 report, the list of commodities has been expanded and changed to conform with the revised "Standard Commodity Classification" produced by the Dominion Bureau of Statistics. The specific commodities shown are those transported in volume and often in bulk form. As the description of such commodities remains unchanged in the revised classification the effect of the changeover on the continuity and comparability of published statistics is considered to be relatively unimportant.

The new listing provides a more detailed breakdown of commodities and the following changes should be noted. Soyabean oil cake and meal which made up the greater part of "Other mill products" is now shown separately and any remaining mill products not otherwise specified will be classed as "Grain, flour, meal and cereal preparations, n.e.s." "Lumber, timber, box, crate and cooperage material" has been broken into the following: "Lumber and timber", "Flooring", "Railway ties", and "Box, crate and cooperage material". Dolomite has been abstracted from "Clay and bentonite" and crushed stone from "Sand, gravel and crushed stone". Glycol, now a separate item, was formerly included with "Chemicals" while synthetic rubber, formerly included in "Rubber" is now classed as "Chemical products." Fuel oil and lubricating oils and greases, now separated, were formerly classed as "Petroleum oils".

A list of the countries and geographical areas used for origin and destination of vessels and cargoes is included as an appendix to Part 1. Also, as a second appendix, there is a list of the commodities used for classifying cargoes. By reference to these the meaning of abbreviations is clarified.

REVIEW OF 1961 OPERATIONS

Cargoes loaded at Canadian ports for foreign countries reached a new high of 53,760,748 tons, 6.3 per cent above the 1960 record of 50,554,086. Loadings at Great Lakes ports were down 4.9 per cent to 8,280,996 tons from 8,707,697 but loadings at Atlantic and lower St. Lawrence river ports rose 5.1 per cent to 31,256,310 tons from 29,733,323 while at Pacific ports loadings were up 17.4 per cent to 14,223,442 tons from 12,113,066. Shipments of iron ore, wheat, gypsum, newsprint and lumber accounted for 70 per cent of total loadings while pulpwood, barley, woodpulp and general cargo accounted for another 10 per cent. Iron ore alone represented 32 per cent and wheat 20 per cent of the total.

Wheat was the main factor in the increase with loadings up nearly 4 million tons to 10,789,054 tons from 6,887,080 in the previous year. Lesser increases were recorded in pulpwood, up to 1,752,445 tons from 1,439,963, scrap iron, up to 565,783 tons from 285,593, logs to 385,044 tons from 156,947, bituminous coal, up to 708,995 tons from 496,576

and corn to 530,642 tons from 326,150. The major decreases were in iron ore, down 1.7 million tons to 17,080,014 tons from 18,789,166, gypsum, down to 3,866,610 tons from 4,241,836 and general cargo to 1,563,951 tons from 1,753,793.

Cargoes unloaded from foreign countries showed little change, totalling 39,187,355 tons as against 39,094,315 tons in 1960. The total unloaded at Atlantic and Lower St. Lawrence river ports increased 8.4 per cent to 19,340,838 tons from 17,834,172 but in the Great Lakes area unloadings were down 6.7 per cent to 17,717,556 tons from 19,000,258 and on the Pacific Coast down 5.8 per cent to 2,128,961 tons from 2,259,885. Shipments of bituminous coal, crude petroleum, iron ore, fuel oil and aluminum ore constituted 74 per cent of the total unloaded.

Import shipments of crude petroleum unloaded were up 10.1 per cent of 7,650,904 tons from 6,951,074 in 1960. This excludes 180,900 tons of Canadian crude oil unloaded at Fort William from

Superior. Unloadings of corn rose to 1,162,321 tons from 677,107 and wheat to 594,057 tons from 302,783. These tonnages include United States grain being transshipped at Canadian ports. Other significant increases included sugar with unloadings up to 722,433 tons from 641,874, sand, gravel and crushed stone, up to 746,125 tons from 623,728 and phosphate rock, up to 343,860 tons from 151,047. Among commodities for which decreases were recorded were bituminous coal with unloadings of 10,654,936 tons (10,759,395 tons in 1960), iron ore, 5,354,546 tons (5,504,110), fuel and lubricating oils, 3,288,797 tons (3,845,187) and aluminum ore, 2,242,386 tons (2,793,139).

The bulk of Canada's waterborne commerce is with the United States and the United Kingdom. Cargoes shipped to and from these two countries accounted for 55.8 million tons or 60 per cent of all cargo loaded and unloaded. Cargoes loaded at Canadian ports destined to the United States were down 3.9 per cent to 23,645,834 tons from 24,615,854 in the previous year. This represented 44.0 per cent of total cargo loaded at Canadian ports in international shipping as against 48.7 per cent last year. Loadings at Atlantic and lower St. Lawrence

river ports destined to the United States showed a decrease of 5.3 per cent, dropping to 12,893,133 tons from 13,618,633. At Great Lakes and upper St. Lawrence river ports loadings for the United States declined 4.8 per cent to 7,002,944 tons from 7,358,650 while at Pacific Coast ports loadings for the United States were up 3.0 per cent to 3,749,757 tons from 3,638,271. Shipments originating in the United States and unloaded at Canadian ports amounted to 22,854,542 tons compared with 22,890,711 in 1960. It should be noted that the United States figures shown above include shipping to and from Alaska and Hawaii. Shipping between Canada and the United Kingdom was down 18.5 per cent. Loadings for the United Kingdom dropped 17.6 per cent to 9,348,312 tons from 11,352,557 while unloadings from the United Kingdom were down 26.7 per cent to 918,655 tons from 1,252,633 in 1960.

During 1961 the total tonnage of cargo loaded and unloaded at Canadian ports in international shipping amounted to 92,948,103 tons. Of this, a total of 25,322,074 tons or 27.2 per cent was transported in vessels of Canadian registry. This compares with a total of 25,943,007 tons or 28.8 per cent in Canadian vessels in 1960.

August 28, 1962.

SHIPPING REPORT, 1961

TABLE 1. Cargoes Loaded at Canadian Ports for Foreign Countries, by Country of Destination, Kind of Cargo, Registry of Vessel and Geographic Area

Country of Destination and Kind of Cargo	Registry ¹ of Vessel	At Atlantic and Lower St. Lawrence Ports, Montreal and below	At Great Lakes and Upper St. Lawrence Ports above Montreal	At Pacific Ports	Total
		Cargo tons (2000 lb.)			
UNITED KINGDOM					
CATTLE	UK	17			17
OTHER LIVE ANIMALS	UK	22			22
MEAT FRESH	NORW			1	1
	SWEDN	23			23
	UK	639		43	682
MEAT AND MEAT PREP NES	SWEDN			6	6
	UK	49		2	51
FISH FRESH OR FROZEN	DENMK	1,148		39	1,187
	GER	633		5	638
	NETH	1		548	549
	NORW	239		427	666
	SWEDN	2		110	112
	UK	1,038		1,738	2,776
FISH SMOKED SALTED	UK	15			15
FISH CANNED	DENMK			139	139
	GREEK			8	8
	JAPAN			130	130
	NETH			132	132
	NORW	153		64	217
	SWEDN			548	548
	UK	60		2,796	2,856
	OTHER			11	11
LOBSTER	UK	96			96
MARINE ANIMALS NES	SWEDN			5	5
	UK			6	6
DAIRY PRODUCE NES	CAN	18			18
	UK	1,914	22		1,936
BARLEY	CAN	280			280
	DENMK			1,120	1,120
	GREEK			10,654	10,654
	NORW			44,061	44,061
	UK	1,415	34,567	15,559	51,541
	OTHER		2,984		2,984
CORN	CAN	20			20
	GER	18,815			18,815
	GREEK	21,725			21,725
	ITALY	33,488			33,488
	LIBER	33,220			33,220
	NETH	13,400			13,400
	NORW	50,055			50,055
	UK	122,680	1,120		123,800
	OTHER	25,348			25,348
OATS	CAN	280			280
	NORW		100		100
	UK	194			194
RYE	DENMK			571	571
	LIBER			1,982	1,982
	NORW			1,000	1,000
	UK	840		1,010	1,850
	CAN	290	7,945		8,235
WHEAT	DENMK	60,756		12,234	72,990
	GER	63,515			63,515
	GREEK	54,004	7,886	34,207	96,097
	ITALY	24,461		10,651	35,112
	LIBER	264,617	8,865	22,808	296,290
	NETH	24,158		7,504	31,662
	NORW	234,946	9,950	58,538	303,434
	PANAM	44,845	8,674		53,519
	SWEDN	13,496	8,193	3,976	25,665
	UK	1,015,839	99,312	54,536	1,169,687
	OTHER	176,635	73,969	17,662	268,266
WHEAT FLOUR	CAN	1,919			1,919
	GER		6,417		6,417
	JAPAN			2,216	2,216

1. See page 154.

SHIPPING REPORT, 1961

9

TABLE 1. Cargoes Loaded at Canadian Ports for Foreign Countries, by Country of Destination, Kind of Cargo, Registry of Vessel and Geographic Area

Country of Destination and Kind of Cargo	Registry ¹ of Vessel	At Atlantic and Lower St. Lawrence Ports, Montreal and below	At Great Lakes and Upper St. Lawrence Ports above Montreal	At Pacific Ports	Total
		Cargo tons (2000 lb.)			
WHEAT FLOUR CONTD	NETH			491	491
	NORW	1,587	250	140	1,977
	SWEDN	172		1,750	1,922
CEREALS MILLED NES	UK	143,516	10,148	1,990	155,654
	NORW	209			209
GRAIN CEREAL PREP NES	UK	1,094			1,094
	SWEDN		113		113
APPLES	UK	556			556
	DENMK			261	261
FRESH FRUITS NES	NETH			502	502
	NORW			2,113	2,113
	SWEDN			1,546	1,546
	UK	12,522	18	6,679	19,219
FROZEN FRUITS BERRIES DRIED PRESERVED FRUITS	NETH			10	10
	NORW			70	70
	SWEDN			11	11
FRUIT PREPARATIONS NES	UK	847		32	879
	SWEDN			3	3
	NETH	4			4
PEANUTS VEGETABLES FRESH NES	UK	2			2
	GER		31		31
	SWEDN		14		14
	UK	3,239	13		3,252
VEGETABLES FROZEN	OTHER		1		1
	UK	4			4
	SWEDN	377		39	416
BEANS AND PEAS DRIED	UK	2,793		23	2,816
	NORW	777			777
VEGETABLE PREPARATIONS SUGAR	SWEDN			6	6
	UK			77	77
SUGAR PREPARATIONS COFFEE	GER		564		564
	NETH			182	182
MARG SHORTENING LARD SAUSAGE SKINS CASINGS	SWEDN		448		448
	UK	2,104		236	2,340
FOOD PREPARATIONS NES	UK	299			299
	SWEDN	282			282
HAY AND STRAW HULLS SCREENINGS ETC	UK	953			953
	UK	33			33
BRAN SHORTS MIDLINGS GRAIN FEEDS NES	UK	9			9
	UK	1,270	49		1,319
SOYABEAN OIL CAKE ETC	UK	145			145
	GER	44	146		190
OIL SEED CAKE NES	NORW	34			34
	UK	3,184	4		3,188
FEEDS VEG ORIGIN NES	UK	20			20
	NORW		2,056		2,056
FEEDS VEG ORIGIN NES	UK	2,262			2,262
	OTHER		4,673		4,673
FEEDS VEG ORIGIN NES	UK	2,002			2,002
	DENMK			1,120	1,120
FEEDS VEG ORIGIN NES	GER		224		224
	UK	1,254	930		2,184
FEEDS VEG ORIGIN NES	CAN	170	310		480
	DENMK		6,058		6,058
FEEDS VEG ORIGIN NES	GER	555	16,721		17,276
	ITALY		3,752		3,752
FEEDS VEG ORIGIN NES	NETH		840		840
	NORW		5,826		5,826
FEEDS VEG ORIGIN NES	SWEDN		112		112
	UK	11,586	37,466		49,052
FEEDS VEG ORIGIN NES	SWEDN	113			113
	UK	2,739	1,176		3,915
FEEDS VEG ORIGIN NES	GER		236		236
	UK	456	271		727
	OTHER		50		50

SHIPPING REPORT, 1961

TABLE 1. Cargoes Loaded at Canadian Ports for Foreign Countries, by Country of Destination, Kind of Cargo, Registry of Vessel and Geographic Area

Country of Destination and Kind of Cargo	Registry ¹ of Vessel	At Atlantic and Lower St. Lawrence Ports, Montreal and below	At Great Lakes and Upper St. Lawrence Ports above Montreal	At Pacific Ports	Total
		Cargo tons (2000 lb.)			
UNITED KINGDOM CONTD					
FEEDS ANIMAL ORIGIN	DENMK	3,002			3,002
	GER			521	521
COMPLETE FEEDS	GREEK			63	63
	NORW	1,342			1,342
	UK	1,865		1,034	2,899
WINES	DENMK			2,240	2,240
	GER		9		9
	NETH		3,528		3,528
	UK	9			9
DIST ALCOHOLIC BEV	OTHER		5,371		5,371
	UK	5		2	7
TOBACCO	CAN	10			10
	SWEDN	24			24
	UK	366	1		367
RAW HIDES AND SKINS	CAN	58			58
	SWEDN	173			173
	UK	11,645			11,645
CRUDE ANIMAL PROD NES	CAN	20			20
	DENMK	7		61	68
	NETH			35	35
	NORW	77		35	112
	SWEDN	24		61	85
SEEDS FOR SOWING NES	UK	514	137	46	697
	NORW			21	21
FLAXSEED	DENMK		11	11	22
	GER		7		7
	JAPAN			19	19
	NETH			22	22
	SWEDN			249	249
	UK	173	50	1,013	1,236
	OTHER			31	31
	DENMK			1,786	1,786
	GER		56		56
	GREEK		7,280	3,726	11,006
ITALY			1,518	1,518	
LIBER			2,269	2,269	
NETH			1,680	1,680	
NORW		4,480	21,106	25,586	
SWEDN			7,790	7,790	
UK	52,442	19,165	12,878	84,485	
MUSTARD SEED	OTHER		6,173		6,173
	UK			1,480	1,480
RAPESEED	ITALY			1,159	1,159
	NETH			728	728
SOYABEANS	NORW			1,680	1,680
	CAN		3,716		3,716
	DENMK	3,336			3,336
	GER		1,691		1,691
RUBBER AND GUMS NATURAL	LIBER	3,254			3,254
	NORW	8,168			8,168
	UK	72,302	5,129		77,431
CRUDE VEG MATRLS NES	OTHER	2,500			2,500
	SWEDN	39			39
LOGS ROUND TIMBER	UK	545			545
	SWEDN			101	101
PULPWOOD	UK	784		3	787
	CAN	1,185			1,185
	DENMK	2,000			2,000
	GER	1,900	307		2,207
	ITALY	40			40
	NORW	208			208
	SWEDN	246	87		333
	UK	34,317	149		34,466
	OTHER	17,504			17,504
	DENMK	24,965			24,965

1. See page 154.

SHIPPING REPORT, 1961

TABLE 1. Cargoes Loaded at Canadian Ports for Foreign Countries, by Country of Destination, Kind of Cargo, Registry of Vessel and Geographic Area

Country of Destination and Kind of Cargo	Registry ¹ of Vessel	At Atlantic and Lower St. Lawrence Ports, Montreal and below	At Great Lakes and Upper St. Lawrence Ports above Montreal	At Pacific Ports	Total	
		Cargo tons (2000 lb.)				
PULPWOOD CONTD	GER	611			611	
	NORW	4,824			4,824	
	SWEDN	120,240			120,240	
	UK	4,824		560	5,384	
CRUDE WOOD MATRLS NES	NORW			2	2	
	UK	12			12	
WOOL AND ANIMAL HAIR	UK	298			298	
TEXTILE FIBRES NES	NORW	59			59	
ALUMINUM ORE AND CONC	NORW	4,794			4,794	
COPPER ORE AND CONC	UK	17,869			17,869	
IRON ORE AND CONC	ITALY	17,800			17,800	
	NORW	358,989			358,989	
	SWEDN	447,842			447,842	
	UK	1,712,057	15,680		1,727,737	
MANGANESE ORE AND CONC	USA	13,440			13,440	
	UK	46			46	
NICKEL ORE AND CONC	NORW	6,499	457		6,956	
	UK	39,953	85		40,038	
ZINC ORE AND CONC	LIBER	14,627			14,627	
MET ORES NES	NORW	31,200			31,200	
	UK	4,138			4,138	
NON FERROUS METAL SCRAP	OTHER	12,800			12,800	
	UK	60			60	
SLAGS DROSSES ETC	UK	1,249			1,249	
ASBESTOS UNMANUFACTURED	CAN	342			342	
	DENMK	2,816			2,816	
	GER	1,148			1,148	
	NETH	1,797			1,797	
	NORW	2,382			2,382	
	SWEDN			252	252	
	UK	47,307		2,892	50,199	
CLAY MATERIALS NES	OTHER	343			343	
	UK	730			730	
SAND AND GRAVEL	UK	46			46	
SALT	SWEDN	151			151	
	UK	1,078			1,078	
NON MET MIN CRUDE NES	UK	7,025			7,025	
	NORW			17	17	
WASTE AND SCRAP NES	UK	30		765	795	
	SWEDN	9			9	
LEATHER	UK	109			109	
RUBBER FAB MATERIALS	CAN	37			37	
	UK	809	46		855	
LUMBER AND TIMBER	CAN	21			21	
	DENMK	28,663	5	22,554	51,222	
	GER	15,063	637	78,818	94,518	
	GREEK			105,614	105,614	
	ITALY			8,221	8,221	
	JAPAN			3,954	3,954	
	LIBER			157,766	157,766	
	NETH	1,204		12,228	13,432	
	NORW	28,154	109	98,410	126,673	
	PANAM			38,324	38,324	
	SWEDN	3,055		38,635	41,690	
	UK	106,017	629	183,228	289,874	
	OTHER	7,729		61,191	68,920	
	FLOORING	CAN	106			106
		NORW	149			149
		SWEDN	73			73
		UK	5,335			5,335
RAILWAY TIES	GREEK			24	24	
	LIBER			160	160	
	NORW			1,698	1,698	
	SWEDN			1,187	1,187	
	OTHER			163	163	

SHIPPING REPORT, 1961

TABLE 1. Cargoes Loaded at Canadian Ports for Foreign Countries, by Country of Destination, Kind of Cargo, Registry of Vessel and Geographic Area

Country of Destination and Kind of Cargo	Registry ¹ of Vessel	At Atlantic and Lower St. Lawrence Ports, Montreal and below	At Great Lakes and Upper St. Lawrence Ports above Montreal	At Pacific Ports	Total
		Cargo tons (2000 lb.)			
UNITED KINGDOM CONTD					
SAWMILL PRODUCTS NES	DENMK	3,370		687	4,057
	GER			129	129
	GREEK			363	363
	ITALY			38	38
	LIBER			609	609
	NETH			40	40
	NORW			228	228
	PANAM			54	54
	SWEDN			61	61
	UK	2,384		757	3,141
	OTHER			121	121
VENEER AND PLYWOOD	DENMK			3,973	3,973
	GER			5,421	5,421
	GREEK			10,084	10,084
	JAPAN			62	62
	LIBER			7,852	7,852
	NETH			791	791
	NORW			14,818	14,818
	PANAM			1,058	1,058
	SWEDN			1,424	1,424
	UK	400		16,007	16,407
	OTHER			3,864	3,864
BOX CRATE COOPERAGE	UK	202			202
WOOD FAB MATRLS NES	DENMK			2	2
	GER			10	10
	GREEK			1	1
	JAPAN			6	6
	LIBER			13	13
	NETH	1			1
	NORW	54			54
	UK	1,800		19	1,819
WOODPULP	CAN		648		648
	DENMK	8,553		2,674	11,227
	GER	16,041	11	618	16,670
	GREEK			7,515	7,515
	ITALY	1,628		2,189	3,817
	JAPAN			12	12
	LIBER	15,070		5,604	20,674
	NETH	1,592		5,625	7,217
	NORW	40,727		28,266	68,993
	PANAM			4,634	4,634
	SWEDN			4,285	4,285
	UK	118,303	1,899	23,873	144,075
	OTHER			7,114	7,114
NEWSPRINT PAPER	DENMK	729			729
	GER	400			400
	GREEK			51	51
	LIBER			1,613	1,613
	NETH			645	645
	NORW	59,893		32,406	92,299
	SWEDN			28	28
	UK	352,485		3,377	355,862
PAPER NES	CAN	161			161
	GER	477		433	910
	GREEK			554	554
	JAPAN			150	150
	LIBER			22	22
	NETH			73	73
	NORW	28		12,406	12,434
	SWEDN			1,006	1,006
	UK	12,394		1,257	13,651
	OTHER			1,440	1,440
PAPERBOARD	GER	372			372
	JAPAN			693	693
	LIBER			218	218

1. See page 154.

SHIPPING REPORT, 1961

13

TABLE 1. Cargoes Loaded at Canadian Ports for Foreign Countries, by Country of Destination, Kind of Cargo, Registry of Vessel and Geographic Area

Country of Destination and Kind of Cargo	Registry ¹ of Vessel	At Atlantic and Lower St. Lawrence Ports, Montreal and below	At Great Lakes and Upper St. Lawrence Ports above Montreal	At Pacific Ports	Total
		Cargo tons (2000 lb.)			
PAPERBOARD CONTD	NETH			601	601
	NORW	515		4,051	4,566
	SWEDN	120		174	294
	UK	31,519		813	32,332
	OTHER	951			951
BLDG PAPER AND MATRLS PAPER PAPERBOARD NES	UK	102			102
	CAN	402			402
	DENMK			29	29
	GER	48		403	451
	GREEK			183	183
	ITALY			127	127
	JAPAN			27	27
	LIBER			421	421
	NETH			77	77
	NORW	76		66	142
	PANAM			798	798
	SWEDN			192	192
	UK	3,372		528	3,900
	OTHER			218	218
	TEXTILE FAB MATRLS NES	ITALY	5		
NORW				47	47
SWEDN		13			13
ANIMAL OILS AND FATS	UK	884			884
	GER	1,388			1,388
	ITALY	1,935			1,935
	JAPAN			4,389	4,389
	NORW	2,161	2,455	565	5,181
MARINE ANIMAL OILS	SWEDN		326		326
	UK	5,248	906	1,215	7,369
	NORW	248			248
	UK			516	516
	GER		1,712		1,712
SOYABEAN OIL	ITALY		2,639		2,639
	NORW		8,978		8,978
	UK		1,112		1,112
	GER	500	230		730
VEG OILS AND FATS NES	ITALY		696		696
	NORW	763	1,205		1,968
	UK	1,499			1,499
OILS FATS WAXES NES	UK	299			299
	NORW		3,394		3,394
GLYCOL CHEMICALS NES	CAN	1,442			1,442
	DENMK	2,929		210	3,139
	GER	1,342	2,384		3,726
	NETH	187	25	22	234
	NORW	3,747	1,707	443	5,897
	SWEDN			193	193
	UK	4,336	1,744	29	6,109
	OTHER		6		6
	DENMK	46			46
	GER		614		614
	NETH	24	629		653
NORW	16	92	17	125	
SWEDN	5	155	149	309	
UK	4,855	3,918	55	8,828	
FUEL OIL	OTHER		114		114
	GER		9		9
LUB OILS AND GREASES	GER		2		2
	LIBER			15	15
	UK			1	1
COKE FERRO ALLOYS	UK		3,920		3,920
	NORW	859			859
PIG IRON IRON STEEL INGOT ETC	UK	17,791			17,791
	UK	1,792			1,792
	ITALY	11,254			11,254

SHIPPING REPORT, 1961

TABLE 1. Cargoes Loaded at Canadian Ports for Foreign Countries, by Country of Destination, Kind of Cargo, Registry of Vessel and Geographic Area

Country of Destination and Kind of Cargo	Registry ¹ of Vessel	At Atlantic and Lower St. Lawrence Ports, Montreal and below	At Great Lakes and Upper St. Lawrence Ports above Montreal	At Pacific Ports	Total
		Cargo tons (2000 lb.)			
UNITED KINGDOM CONTD					
IRON STEEL INGOT ETC CONTD	SWEDN	10,305			10,305
	UK	51			51
STEEL BAR AND ROD	OTHER	13,680			13,680
	GER		59		59
	NETH		12		12
STEEL PLATE AND SHEET	NORW	164			164
	UK	528	270		798
	CAN	119			119
IRON AND STEEL PIPES	GER		1,818		1,818
	NETH		101		101
	NORW		58		58
	SWEDN	3	548		551
	UK	1,260	940		2,200
IRON AND STEEL NES	DENMK			2	2
	UK	10	132		142
ALUMINUM BAR INGOT	UK	44			44
	CAN	11,036			11,036
ALUMINUM NES	DENMK	2,938			2,938
	GER	19,101			19,101
	ITALY	2,362		6,998	9,360
	LIBER			6,474	6,474
	NORW	41,747		13,180	54,927
	UK	23,885		5,502	29,387
	OTHER	1,920			1,920
	NORW	204			204
	UK	13			13
	CAN	224			224
COPPER UNALLOYED	NORW	1,676			1,676
	SWEDN	728			728
	UK	55,531			55,531
COPPER ALLOYED	GER		14		14
	NORW	375			375
COPPER AND ALLOYS NES	UK	5,570		5	5,575
	NORW	400			400
LEAD BAR INGOT PIG	UK	4,091			4,091
	DENMK			953	953
	GER			1,064	1,064
	GREEK			3,787	3,787
	JAPAN			2,746	2,746
	LIBER			6,668	6,668
	NETH			504	504
	NORW			873	873
	SWEDN			2,800	2,800
	UK			20,783	20,783
	OTHER			2,269	2,269
	DENMK			1	1
	CAN	4			4
	LEAD AND ALLOYS NES	GER		104	
NORW			91		91
UK		10,051	520		10,571
NICKEL AND ALLOYS	UK	26			26
	DENMK			2,207	2,207
ZINC BAR INGOT PIG	GER			2,632	2,632
	GREEK			1,541	1,541
	ITALY			375	375
	JAPAN			3,449	3,449
	LIBER			3,003	3,003
	NETH			4,543	4,543
	NORW	1,182		16,656	17,838
	PANAM			3,891	3,891
	SWEDN	45		7,227	7,272
	UK	9,248		25,154	34,402
	OTHER			616	616
	NORW			66	66
	SWEDN			26	26

1. See page 154.

SHIPPING REPORT, 1961

15

TABLE 1. Cargoes Loaded at Canadian Ports for Foreign Countries, by Country of Destination, Kind of Cargo, Registry of Vessel and Geographic Area

Country of Destination and Kind of Cargo	Registry ¹ of Vessel	At Atlantic and Lower St. Lawrence Ports, Montreal and below	At Great Lakes and Upper St. Lawrence Ports above Montreal	At Pacific Ports	Total
		Cargo tons (2000 lb.)			
ZINC AND ALLOYS NES CONTO	UK	1,029		47	1,076
NON FERROUS METALS NES	JAPAN			3	3
	NETH			67	67
	NORW			71	71
	SWEDN			100	100
METAL FAB PROD NES	UK	478	1	113	592
	DENMK			11	11
	GER		9		9
	GREEK			1	1
	NETH			27	27
	SWEDN			1	1
PLATE AND SHEET GLASS	UK	512	23	1	536
CEMENT BASIC PROD NES	UK	9			9
NON MET MIN PROD NES	NETH	29			29
	CAN	14			14
MISC FAB MATRLS NES	UK	1,287			1,287
MACHINERY AND PARTS	UK	27			27
	CAN	42			42
	DENMK			57	57
	GER		36		36
	NETH	857			857
	NORW	99	22	370	491
AUTOMOBILES AND CHASSIS	UK	947	164	8	1,119
	GER		1		1
	UK	168	2	3	173
TRUCKS AND CHASSIS	SWEDN		16		16
MOTOR VEH PARTS NES	NORW	435			435
	UK	102			102
MISC VEH AND PARTS NES	GER		3		3
	NORW	2			2
	UK	442		3	445
COMMUNICATION EQUIPMENT	UK	5			5
MISC EQUIPMENT NES	GER		174		174
	UK	591	43		634
HOUSEHOLD GOODS	CAN	39			39
	DENMK			6	6
	GER		22	1	23
	JAPAN			7	7
	NETH	1		1	2
	NORW	2		135	137
FIREARMS AND AMMUNITION	UK	177	9	62	248
CONTAINERS EMPTY	UK			19	19
	ITALY		3		3
	NORW	47			47
CONTAINERS NES	UK	766		3	769
	CAN	80			80
WOOD END PRODUCTS	UK	611			611
	CAN	50			50
	DENMK	72			72
	GER		23		23
	UK	469			469
MISC PRODUCTS NES	CAN	113			113
	SWEDN	12			12
GENERAL CARGO	UK	1,380		4	1,384
	CAN	1,907			1,907
	DENMK	2,509	217		2,726
	GER	21,095	4,350		25,445
	ITALY	3,428	179		3,607
	LIBER			14	14
	NETH	5,125	8,744	287	14,156
	NORW	86,312	2,870	7	89,189
	SWEDN	1,109	2,772	9	3,890
	UK	322,483	15,891	284	338,658
	OTHER	2,090		5	2,095
		7,240,739	519,270	1,588,303	9,348,312

SHIPPING REPORT, 1961

TABLE 1. Cargoes Loaded at Canadian Ports for Foreign Countries, by Country of Destination, Kind of Cargo, Registry of Vessel and Geographic Area

Country of Destination and Kind of Cargo	Registry ¹ of Vessel	At Atlantic and Lower St. Lawrence Ports, Montreal and below	At Great Lakes and Upper St. Lawrence Ports above Montreal	At Pacific Ports	Total
		Cargo tons (2000 lb.)			
GIBRALTAR FISH CANNED WHEAT FLOUR FERRO ALLOYS STEEL PLATE AND SHEET GENERAL CARGO	ITALY			5	5
	ITALY	308			308
	UK	112			112
	UK	121			121
	ITALY		235		235
	ITALY	149			149
	NORW	80			80
	UK	44			44
		814	235	5	1,054
MALTA AND GOZO FISH CANNED WHEAT FOOD PREPARATIONS NES DIST ALCOHOLIC BEV MISC VEH AND PARTS NES GENERAL CARGO	ITALY			1	1
	GREEK	10,752		11,928	22,680
	UK	1,120			1,120
	OTHER			12,320	12,320
	NETH		4		4
	DENMK	1			1
	NETH	1			1
	NETH	165			165
	DENMK	6,944			6,944
	UK	4,266			4,266
		23,249	4	24,249	47,502
AUSTRIA WOODPULP	ITALY			397	397
				397	397
BELGIUM AND LUXEMBOURG FISH FRESH OR FROZEN FISH CANNED MARINE ANIMALS NES MILK POWDER CORN OATS RYE WHEAT WHEAT FLOUR	DENMK			41	41
	NETH			167	167
	NORW			89	89
	SWEDN			14	14
	UK	3		72	75
	DENMK			7	7
	GER			129	129
	NETH			26	26
	NORW			119	119
	SWEDN			340	340
	GER	30			30
	UK	151			151
	GER		112		112
	GER	258			258
	ITALY	4,480			4,480
	LIBER	5,584			5,584
	NORW	5,287	496		5,783
	UK	2,900			2,900
	GER			448	448
	LIBER	1,000			1,000
	DENMK	4,471		4,228	8,699
	GER	75,814	9,600	9,763	95,177
	GREEK	20,565	8,823	24,292	53,680
	ITALY	53,987			53,987
	JAPAN			7,425	7,425
	LIBER	53,408			53,408
	NETH	34,896		2,520	37,416
NORW	82,021	11,328	20,634	113,983	
PANAM	5,600	8,704		14,304	
SWEDN	1,810		1,568	3,378	
UK	137,719			137,719	
OTHER			6,500	6,500	
GER	1,410		390	1,800	

1. See page 154

SHIPPING REPORT, 1961

TABLE 1. Cargoes Loaded at Canadian Ports for Foreign Countries, by Country of Destination, Kind of Cargo, Registry of Vessel and Geographic Area

Country of Destination and Kind of Cargo	Registry of Vessel	At Atlantic and Lower St. Lawrence Ports, Montreal and below	At Great Lakes and Upper St. Lawrence Ports above Montreal	At Pacific Ports	Total
		Cargo tons (2000 lb.)			
WHEAT FLOUR CONTD	UK	385			385
FRESH FRUITS NES	UK	21			21
FOOD PREPARATIONS NES	GER		11		11
DIST ALCOHOLIC BEV	GER	1			1
	NORW	14			14
TOBACCO	DENMK		9		9
	GER	9			9
RAW HIDES AND SKINS	GER	46			46
	SWEDN			15	15
SEEDS FOR SOWING NES	GER		2	17	19
FLAXSEED	GREEK			3,697	3,697
	UK	3,640			3,640
MUSTARD SEED	GER			1,064	1,064
RAPESEED	DENMK			1,680	1,680
	GER			1,304	1,304
	GREEK			280	280
	NORW			4,521	4,521
SOYABEANS	GER	737			737
	ITALY	10,640			10,640
	LIBER	11,312			11,312
	NORW	13,147			13,147
	UK	3,278			3,278
CRUDE VEG MATRLS NES	GER	10			10
PULPWOOD	DENMK	2,850			2,850
	GER	8,161			8,161
	NORW	4,966			4,966
IRON ORE AND CONC	DENMK			1,400	1,400
	GER	305,633			305,633
	NORW	33,796			33,796
	SWEDN	96,301			96,301
	OTHER	27,552			27,552
LEAD ORE AND CONC	GER	1,675		2,260	3,935
	GREEK			1,680	1,680
	LIBER	38,511		1,432	39,943
	UK	1,457		1,099	2,556
ZINC ORE AND CONC	GER	476			476
	LIBER	26,636			26,636
	UK	1,340			1,340
MET ORES NES	CAN	7,840			7,840
	DENMK			25	25
	NORW	15,456			15,456
	UK	6,985			6,985
IRON AND STEEL SCRAP	GER		1,076		1,076
	ITALY	3,038			3,038
	LIBER	2,584			2,584
	PANAM	1,002			1,002
	SWEDN	1,760			1,760
	UK	18,749	7,863		26,612
SLAGS DROSSES ETC	GER		100		100
	UK	1,792			1,792
ASBESTOS UNMANUFACTURED	DENMK	1,008			1,008
	GER	37,837		500	38,337
	NETH	548			548
	NORW	15,013		1,009	16,022
	SWEDN	411			411
	UK	3,756			3,756
	OTHER	1,473			1,473
NON MET MIN CRUDE NES	DENMK		42		42
WASTE AND SCRAP NES	GER	6	24		30
LUMBER AND TIMBER	DENMK			8,671	8,671
	GER			85	85
	LIBER			9,499	9,499
	NORW			6,981	6,981
	PANAM			2,934	2,934
	UK			13,888	13,888

SHIPPING REPORT, 1961

TABLE 1. Cargoes Loaded at Canadian Ports for Foreign Countries, by Country of Destination, Kind of Cargo, Registry of Vessel and Geographic Area

Country of Destination and Kind of Cargo	Registry ¹ of Vessel	At Atlantic and Lower St. Lawrence Ports, Montreal and below	At Great Lakes and Upper St. Lawrence Ports above Montreal	At Pacific Ports	Total
		Cargo tons (2000 lb.)			
BELGIUM AND LUXEMBOURG CONTD					
LUMBER AND TIMBER CONTD	OTHER			2,173	2,173
SAWMILL PRODUCTS NES	UK			70	70
VENEER AND PLYWOOD	NETH			22	22
	NORW			2	2
WOODPULP	DENMK			1,306	1,306
	GER			1,305	1,305
	NETH			376	376
	NORW			1,557	1,557
	SWEDN			66	66
	UK			523	523
NEWSPRINT PAPER	NETH	113			113
	NORW	110			110
	SWEDN	108			108
PAPERBOARD	GER	6			6
ANIMAL OILS AND FATS	GER			330	330
CHEMICALS NES	GER	9			9
CHEMICAL PRODUCTS NES	GER		6		6
	NETH		635		635
	NORW		255		255
	SWEDN	52	104		156
FERRO ALLOYS	NORW	589			589
IRON STEEL INGOT ETC	ITALY		7,247		7,247
	LIBER		12,070		12,070
	NETH		7,888		7,888
	UK		24,803		24,803
CASTINGS AND FORGINGS	GER		11		11
STEEL BAR AND ROD	NETH		80		80
STEEL PLATE AND SHEET	GER		1,257		1,257
	NETH		162		162
	SWEDN		106		106
	UK		7,398		7,398
IRON AND STEEL NES	GER		229		229
ALUMINUM BAR INGOT	GER	1,527			1,527
	NORW	3,348			3,348
	SWEDN	34			34
COPPER UNALLOYED	DENMK	1,060			1,060
	GER	558			558
COPPER ALLOYED	GER	839	13		852
COPPER AND ALLOYS NES	GER	605			605
LEAD BAR INGOT PIG	GER			212	212
	NETH			200	200
NICKEL AND ALLOYS	GER	114	185		299
	NORW		156		156
ZINC BAR INGOT PIG	SWEDN	100			100
NON FERROUS METALS NES	GER		1,085		1,085
	NETH	23			23
METAL FAB PROD NES	GER		33		33
PLATE AND SHEET GLASS	GER			1	1
NON MET MIN PROD NES	GER	21			21
MACHINERY AND PARTS	DENMK			4	4
AUTOMOBILES AND CHASSIS	UK	1			1
TRUCKS AND CHASSIS	CAN	547			547
	SWEON	102			102
MOTOR VEHICLE NES	GER		13		13
	SWEDN		42		42
HOUSEHOLD GOODS	DENMK		1		1
	GER		4		4
FIREARMS AND AMMUNITION	GER	320			320
	SWEDN	105			105
MISC PRODUCTS NES	GER			1	1
	SWEDN	20			20
GENERAL CARGO	CAN	258	227		485
	DENMK	1,287	76		1,363
	GER	25,770	1,920		27,690
	ITALY	44	3		47

1. See page 154.

SHIPPING REPORT, 1961

TABLE 1. Cargoes Loaded at Canadian Ports for Foreign Countries, by Country of Destination, Kind of Cargo, Registry of Vessel and Geographic Area

Country of Destination and Kind of Cargo	Registry ¹ of Vessel	At Atlantic and Lower St. Lawrence Ports, Montreal and below	At Great Lakes and Upper St. Lawrence Ports above Montreal	At Pacific Ports	Total
		Cargo tons (2000 lb.)			
GENERAL CARGO CONTD	NETH	4,945	144	4	5,093
	NORW	18,104	252		18,356
	SWEDN	3,750	98	3	3,851
	UK	4,956		2	4,958
	OTHER	13			13
		1,272,684	114,693	150,970	1,538,347
DENMARK					
MEAT AND MEAT PREP NES	DENMK			3	3
FISH FRESH OR FROZEN	GER	25			25
	SWEDN			4	4
FISH CANNED	SWEDN			18	18
MARINE ANIMALS NES	GER	500			500
	NORW	667			667
	SWEDN			6	6
BARLEY	LIBER	6			6
CDRN	LIBER	4,098			4,098
WHEAT FLDUR	DENMK			50	50
DIST ALCDHOLIC BEV	SWEDN	9			9
SOYABEANS	GER	15,400			15,400
	ITALY	13,450			13,450
	NORW	13,900			13,900
	UK	12,319			12,319
CRUDE VEG MATRLS NES	SWEDN	6			6
	UK	58			58
ASBESTOS UNMANUFACTURED	NORW	130			130
	SWEDN	4,982			4,982
	OTHER	51			51
LUMBER AND TIMBER	DENMK			530	530
	SWEDN			9	9
	UK			54	54
TEXTILE FAB MATRLS NES	SWEDN	5		30	35
CHEMICALS NES	SWEDN	37			37
	OTHER	15			15
COPPER UNALDIED	SWEDN	672			672
LEAD BAR INGOT PIG	SWEDN			336	336
NON MET MIN PRDD NES	OTHER	47			47
MACHINERY AND PARTS	DENMK			1	1
	NORW		75		75
	SWEDN		2		2
AUTOMOBILES AND CHASSIS	OTHER	14			14
MOTOR VEH PARTS NES	SWEDN	16			16
MISC VEH AND PARTS NES	SWEDN		30		30
MISC EQUIPMENT NES	SWEDN		16		16
HOUSEHOLD GOODS	DENMK			20	20
MISC PRODUCTS NES	DENMK			5	5
GENERAL CARGO	DENMK		2	11	13
	NORW	1,607	180		1,787
	SWEDN	2,468	181	11	2,660
	OTHER	52			52
		70,534	486	1,088	72,108
FINLAND					
FISH FRESH OR FROZEN	SWEDN			4	4
FISH CANNED	SWEDN	4			4
WHEAT	DENMK	44,201			44,201
APPLES	SWEDN			5	5
TEXTILE FIBRES NES	SWEDN	11			11
ASBESTOS UNMANUFACTURED	SWEDN	179		300	479
WOODPULP	SWEDN	317			317
TEXTILE FAB MATRLS NES	SWEDN	91			91
CHEMICAL PRODUCTS NES	SWEDN		28		28
IRON AND STEEL NES	SWEDN	336			336

SHIPPING REPORT, 1961

TABLE 1. Cargoes Loaded at Canadian Ports for Foreign Countries, by Country of Destination, Kind of Cargo, Registry of Vessel and Geographic Area

Country of Destination and Kind of Cargo	Registry ¹ of Vessel	At Atlantic and Lower St. Lawrence Ports, Montreal and below	At Great Lakes and Upper St. Lawrence Ports above Montreal	At Pacific Ports	Total
		Cargo tons (2000 lb.)			
FINLAND CONTD					
ALUMINUM BAR INGOT	SWEDN	1,216			1,216
ZINC BAR INGOT PIG	SWEDN	35			35
MACHINERY AND PARTS	SWEDN		2		2
MISC VEH AND PARTS NES	SWEDN	1			1
GENERAL CARGO	DENMK		1		1
	SWEDN	2,311	104	8	2,423
		48,702	135	317	49,154
FRANCE ATLANTIC					
FISH FRESH OR FROZEN	DENMK			465	465
	JAPAN			21	21
	UK	87			87
	OTHER	114			114
FISH CANNED	DENMK			25	25
	GER			22	22
	NORW			195	195
	UK	9		3	12
MARINE ANIMALS NES	DENMK			3	3
	UK	2			2
WHEAT	DENMK	19,731			19,731
	GER	9,862			9,862
	NORW	12,624			12,624
	UK	3,937			3,937
FRUIT PREPARATIONS NES	UK	5			5
SUGAR PREPARATIONS	GER	36			36
FOOD PREPARATIONS NES	UK	5			5
FEEDS VEG ORIGIN NES	GER		55		55
DIST ALCOHOLIC BEV	NORW	1			1
	SWEDN		3		3
	UK	79			79
TOBACCO	UK	27			27
SEEDS FOR SOWING NES	DENMK			16	16
	GER			83	83
	NETH		51		51
	NORW			141	141
	UK	60			60
FLAXSEED	GER		5		5
	NORW			3,190	3,190
	UK		9,234		9,234
RAPESEED	NORW			9,910	9,910
RUBBER AND GUMS NATURAL	SWEDN	97			97
PULPWOOD	DENMK	6,379			6,379
	GER	46,290			46,290
	GREEK	2,612			2,612
	NORW	4,823			4,823
	SWEDN	8,104			8,104
	UK	18,767			18,767
WOOL AND ANIMAL HAIR	UK	12			12
IRON ORE AND CONC	NETH	32			32
NICKEL ORE AND CONC	SWEDN	70			70
ZINC ORE AND CONC	LIBER	7,168			7,168
MET ORES NES	UK	5			5
IRON AND STEEL SCRAP	NORW		11,508		11,508
NON FERROUS METAL SCRAP	NORW			11	11
ASBESTOS UNMANUFACTURED	DENMK	2,830		20	2,850
	GER	5,256			5,256
	ITALY	513			513
	NETH	652			652
	NORW	1,960		30	1,990
	SWEDN	1,926			1,926
	UK	462			462
	OTHER	450			450
WASTE AND SCRAP NES	UK	5			5
RUBBER FAB MATERIALS	UK	11			11

1. See page 154.

SHIPPING REPORT, 1961

TABLE 1. Cargoes Loaded at Canadian Ports for Foreign Countries, by Country of Destination, Kind of Cargo, Registry of Vessel and Geographic Area

Country of Destination and Kind of Cargo	Registry of Vessel	At Atlantic and Lower St. Lawrence Ports, Montreal and below	At Great Lakes and Upper St. Lawrence Ports above Montreal	At Pacific Ports	Total
		Cargo tons (2000 lb.)			
LUMBER AND TIMBER	DENMK			1,660	1,660
	GER			743	743
	GREEK			1,060	1,060
	LIBER			5,425	5,425
	NORW			790	790
	PANAM			2,030	2,030
	UK			3,624	3,624
VENEER AND PLYWOOD	OTHER			33	33
	DENMK			1	1
	JAPAN			11	11
	NORW			6	6
WOODPULP	PANAM			6	6
	UK			59	59
	DENMK	613		3,591	4,204
	GER	213		3,145	3,358
	GREEK			560	560
	ITALY			582	582
	LIBER			552	552
	NETH			254	254
	NORW	5,194		4,523	9,717
	PANAM			110	110
NEWSPRINT PAPER	SWEDN	245			245
	UK	330		174	504
	GER	1,092			1,092
TEXTILE FAB MATRLS NES	UK	3,842			3,842
	UK	6			6
CHEMICALS NES	DENMK	71	17		88
	GER	12		7	19
	SWEDN		285		285
	UK	8			8
CHEMICAL PRODUCTS NES	DENMK		501		501
	GER	25	1,173		1,198
	NETH	5	3,000		3,005
	NORW		1,554		1,554
	SWEDN		2,013		2,013
	UK	242			242
LUB OILS AND GREASES	SWEDN	37			37
STEEL BAR AND ROD	NETH		27		27
STEEL PLATE AND SHEET	GER		226		226
STRUCTURAL SHAPES	SWEDN	1			1
ALUMINUM BAR INGOT	DENMK	924			924
COPPER UNALLOYED	GER	887			887
	SWEDN	377			377
	UK	157			157
	DENMK	2,371			2,371
	GER	3,475			3,475
COPPER ALLOYED	SWEDN	1,802			1,802
COPPER AND ALLOYS NES	DENMK	225			225
NICKEL AND ALLOYS	DENMK	250			250
	GER	500			500
NON FERROUS METALS NES	DENMK	103			103
	GER	28	49		77
	SWEDN		66		66
METAL FAB PROD NES	DENMK			8	8
	JAPAN			26	26
	NORW			15	15
NON MET MIN PROD NES	NORW			6	6
MACHINERY AND PARTS	UK	254			254
	CAN	16			16
	DENMK			8	8
	GER	3	34	1	38
	NORW			1	1
	SWEDN		5		5
	UK	414			414
AUTOMOBILES AND CHASSIS	GER	4			4

SHIPPING REPORT, 1961

TABLE 1. Cargoes Loaded at Canadian Ports for Foreign Countries, by Country of Destination, Kind of Cargo, Registry of Vessel and Geographic Area

Country of Destination and Kind of Cargo	Registry ¹ of Vessel	At Atlantic and Lower St. Lawrence Ports, Montreal and below	At Great Lakes and Upper St. Lawrence Ports above Montreal	At Pacific Ports	Total
		Cargo tons (2000 lb.)			
FRANCE ATLANTIC CONTD					
AUTOMOBILES ETC CONTD	UK	204		1	205
MISC VEH AND PARTS NES	UK	20			20
MISC EQUIPMENT NES	GER	5			5
HOUSEHOLD GOODS	DENMK			3	3
	NORW			1	1
	UK	43			43
FIREARMS AND AMMUNITION	DENMK			2	2
	UK	242			242
CONTAINERS EMPTY	GER	25			25
	UK	1			1
CONTAINERS NES	DENMK	2			2
MISC PRODUCTS NES	CAN	3			3
	UK	70			70
GENERAL CARGO	DENMK	320	5		325
	GER	3,953	3,341		7,294
	NETH	5,881	3,533		9,414
	NORW	5,041	128		5,169
	SWEDN	3,686	303		3,989
	UK	232	9		241
	USA	119			119
		198,576	37,125	43,153	278,854
FRANCE MEDITERRANEAN					
FISH FRESH OR FROZEN	ITALY			23	23
	PANAM			11	11
FISH CANNED	ITALY			28	28
WHEAT	DENMK	22,012			22,012
	GREEK	19,500			19,500
	ITALY	6,041		659	6,700
	LIBER	19,431			19,431
	NORW	62,651			62,651
	PANAM	21,200			21,200
	UK	19,798			19,798
	OTHER	44,080			44,080
FLAXSEED	ITALY			3,515	3,515
RAPESEED	OTHER			1,500	1,500
PULPWOOD	LIBER	3,200			3,200
	UK	3,300			3,300
MET ORES NES	UK	28			28
ASBESTOS UNMANUFACTURED	GER	148			148
	UK	49			49
	USA	70			70
	OTHER	86			86
LUMBER AND TIMBER	GREEK			1,995	1,995
VENEER AND PLYWOOD	GREEK			85	85
WOODPULP	DENMK	97			97
	GER			450	450
	ITALY	148		2,144	2,292
	NORW			247	247
	UK	170			170
NEWSPRINT PAPER	DENMK	502			502
CHEMICALS NES	DENMK	500			500
CHEMICAL PRODUCTS NES	DENMK		22		22
	ITALY		28		28
	UK		55		55
NON FERROUS METALS NES	UK	33			33
MACHINERY AND PARTS	ITALY			39	39
GENERAL CARGO	DENMK	1,308			1,308
	GER	358		6	364
	ITALY	481	2	1,120	1,603
	NORW	1			1
	PANAM	131			131
	UK	697			698
	USA		1		1
			5		5

1. See page 154.

SHIPPING REPORT, 1961

TABLE 1. Cargoes Loaded at Canadian Ports for Foreign Countries, by Country of Destination, Kind of Cargo, Registry of Vessel and Geographic Area

Country of Destination and Kind of Cargo	Registry ¹ of Vessel	At Atlantic and Lower St. Lawrence Ports, Montreal and below	At Great Lakes and Upper St. Lawrence Ports above Montreal	At Pacific Ports	Total
		Cargo tons (2000 lb.)			
GENERAL CARGO CONTD	OTHER	114	11		125
		226,134	124	11,822	238,080
GERMANY FEDERAL REPUBLIC					
MEAT FRESH	NETH			3	3
MEAT CURED	GER			4	4
FISH FRESH OR FROZEN	DENMK			12	12
	GER	12			12
	NETH			61	61
	NORW			3	3
	UK	18		3	21
FISH SMOKED SALTED	DENMK			9	9
	SWEDN			11	11
FISH CANNED	DENMK			9	9
	GER			5	5
	NETH			1	1
MARINE ANIMALS NES	GER	52			52
CORN	DENMK	5,317			5,317
	NORW	13,400			13,400
	SWEDN	4,474			4,474
	UK	17,360			17,360
RYE	DENMK	5,602		1,400	7,002
	GER		9,052	13,019	22,071
	NETH			1,120	1,120
	NORW			1,232	1,232
	SWEDN		7,126		7,126
WHEAT	DENMK	8,399			8,399
	GER	508,703		59,105	567,808
	GREEK	93,690	11,745	29,532	134,967
	ITALY	99,105			99,105
	JAPAN			7,877	7,877
	LIBER	135,762			135,762
	NETH	52,200		8,400	60,600
	NORW	152,589		65,830	218,419
	PANAM	10,976			10,976
	SWEDN	16,035	1,734	24,338	42,107
	UK	90,250		3,517	93,767
	OTHER	28,186		6,500	34,686
VEGETABLE PREPARATIONS	GER		138		138
SUGAR PREPARATIONS	GER			3	3
SAUSAGE SKINS CASINGS	GER	2			2
FOOD PREPARATIONS NES	GER	15	153	1	169
COMPLETE FEEDS	NORW			2	2
DIST ALCOHOLIC BEV	NORW	3			3
TOBACCO	GER		53		53
RAW HIDES AND SKINS	DENMK			24	24
	GER	38	279	486	803
	JAPAN			54	54
	NORW			2	2
	UK			34	34
	USA			40	40
CRUDE ANIMAL PROD NES	NETH	51			51
SEEDS FOR SOWING NES	DENMK			107	107
	GER			523	523
	NETH			22	22
	NORW			15	15
FLAXSEED	GER			10,696	10,696
	ITALY	1,561			1,561
MUSTARD SEED	NORW			606	606
RAPESEED	DENMK			3,774	3,774
	GER			1,758	1,758
	NETH			2,857	2,857
	NORW			1,456	1,456
SOYABEANS	DENMK	6,835			6,835

SHIPPING REPORT, 1961

TABLE 1. Cargoes Loaded at Canadian Ports for Foreign Countries, by Country of Destination, Kind of Cargo, Registry of Vessel and Geographic Area

Country of Destination and Kind of Cargo	Registry ¹ of Vessel	At Atlantic and Lower St. Lawrence Ports, Montreal and below	At Great Lakes and Upper St. Lawrence Ports above Montreal	At Pacific Ports	Total
		Cargo tons (2000 lb.)			
GERMANY FED REPUBLIC CONTD					
SOYABEANS CONTD					
	GREEK	754			754
	NORW	7,840			7,840
	SWEDN	301			301
RUBBER AND GUMS NATURAL					
	GER	135			135
LOGS ROUND TIMBER					
	GER		380	96	476
PULPWOOD					
	GER	7,537			7,537
WOOL AND ANIMAL HAIR					
	GER	16			16
TEXTILE FIBRES NES					
	GER	1			1
IRON ORE AND CONC					
	DENMK	24,000			24,000
	GER	219,298	384		219,682
LIBER					
	LIBER	16,240			16,240
SWEDN					
	SWEDN	46,402			46,402
MET ORES NES					
	GER		58		58
	OTHER			1	1
IRON AND STEEL SCRAP					
	GER	2,679			2,679
NON FERROUS METAL SCRAP					
	DENMK			43	43
	GER	113	114	77	304
	SWEDN			23	23
ASBESTOS UNMANUFACTURED					
	DENMK	1,352			1,352
	GER	26,777		5,857	32,634
	NETH	3,870			3,870
	NORW	2,477			2,477
	SWEDN	1,550			1,550
	UK	2,249			2,249
WASTE AND SCRAP NES					
	GER			1	1
RUBBER FAB MATERIALS					
	GER	594			594
LUMBER AND TIMBER					
	DENMK			1,739	1,739
	GER		64	35	99
	GREEK			350	350
	PANAM			95	95
	UK			7,493	7,493
SAWMILL PRODUCTS NES					
	GER	13		36	49
	PANAM			27	27
VENEER AND PLYWOOD					
	JAPAN			81	81
	NETH			84	84
	PANAM			236	236
WOODPULP					
	DENMK	122		4,050	4,172
	GER	5,388		7,417	12,805
	NETH	598		1,970	2,568
	NORW			9,953	9,953
	UK	80		1,961	2,041
OILS FATS WAXES NES					
	NORW	1			1
CHEMICALS NES					
	DENMK	5			5
	GER		52	21	73
	NETH		70		70
	SWEDN		124		124
CHEMICAL PRODUCTS NES					
	GER	626	6,955		7,581
	NETH		1,357		1,357
	NORW		1,617		1,617
STEEL PLATE AND SHEET					
	GER		953		953
STRUCTURAL SHAPES					
	DENMK			1	1
IRON AND STEEL PIPES					
	GER			2	2
IRON AND STEEL NES					
	GER		29		29
ALUMINUM BAR INGOT					
	DENMK	104			104
	GER	6,797			6,797
	NORW	1,343			1,343
	UK	112			112
	OTHER	1,102			1,102
ALUMINUM NES					
	GER	481			481
COPPER UNALLOYED					
	GER	1,130			1,130
	SWEDN	168			168
NICKEL AND ALLOYS					
	GER		169		169
	SWEDN		93		93
ZINC BAR INGOT PIG					
	DENMK			112	112
	NORW			224	224

1. See page 154.

SHIPPING REPORT, 1961

TABLE 1. Cargoes Loaded at Canadian Ports for Foreign Countries, by Country of Destination, Kind of Cargo, Registry of Vessel and Geographic Area

Country of Destination and Kind of Cargo	Registry of Vessel	At Atlantic and Lower St. Lawrence Ports, Montreal and below	At Great Lakes and Upper St. Lawrence Ports above Montreal	At Pacific Ports	Total
		Cargo tons (2000 lb.)			
METAL FAB PROD NES	GER	3			3
GLASS BASIC PROD NES	NORW		31		31
NON MET MIN PROD NES	GER			1	1
MISC FAB MATRLS NES	GER	30			30
MACHINERY AND PARTS	DENMK			15	15
	GER	8	23	52	83
AUTOMOBILES AND CHASSIS	GER			1	1
	NORW			2	2
	SWEDN	2			2
MISC VEH AND PARTS NES	GER	2			2
MISC EQUIPMENT NES	GER	3	6		9
HOUSEHOLD GOODS	GER	17	5	16	38
	NETH	3		3	6
	NORW			3	3
FIREARMS AND AMMUNITION	UK	178			178
CONTAINERS EMPTY	SWEDN		41		41
MISC PRODUCTS NES	DENMK			6	6
	GER			16	16
	JAPAN			3	3
GENERAL CARGO	DENMK	369			369
	GER	48,247	6,223	2	54,472
	NETH	4,349	599	13	4,961
	NORW	11,843	605		12,448
	SWEDN	2,029	29		2,058
	UK	69		3	72
	USA	24			24
	OTHER	541			541
		1,700,607	50,261	286,572	2,037,440
GREECE	OTHER	5			5
MEAT FRESH	ITALY			1	1
MARINE ANIMALS NES	SWEDN	560			560
WHEAT	DENMK	3,536			3,536
POTATOES	GER	2,597			2,597
FLAXSEED	OTHER	559			559
ASBESTOS UNMANUFACTURED	SWEDN	98			98
	UK	298			298
	OTHER	271			271
LUMBER AND TIMBER	OTHER			3	3
WOODPULP	NORW	184			184
	UK	543			543
NEWSPRINT PAPER	UK	887			887
PAPER NES	NORW			56	56
	OTHER			59	59
CHEMICALS NES	OTHER	3			3
CHEMICAL PRODUCTS NES	OTHER		36		36
STEEL PLATE AND SHEET	NORW		162		162
	UK		245		245
	OTHER		738		738
ALUMINUM BAR INGOT	DENMK	208			208
	GER	209			209
	NETH	24			24
	NORW	131			131
	SWEDN	141			141
	UK	749			749
	USA	28			28
	OTHER	77			77
COPPER AND ALLOYS NES	SWEDN		5		5
MACHINERY AND PARTS	NORW			6	6
MOTOR VEHICLE NES	OTHER		33		33
MISC PRODUCTS NES	ITALY			14	14
	NORW	50			50
GENERAL CARGO	GER	268			268

SHIPPING REPORT, 1961

TABLE 1. Cargoes Loaded at Canadian Ports for Foreign Countries, by Country of Destination, Kind of Cargo, Registry of Vessel and Geographic Area

Country of Destination and Kind of Cargo	Registry ¹ of Vessel	At Atlantic and Lower St. Lawrence Ports, Montreal and below	At Great Lakes and Upper St. Lawrence Ports above Montreal	At Pacific Ports	Total
		Cargo tons (2000 lb.)			
GREECE CONTD					
GENERAL CARGO CONTD					
	GREEK	31			31
	ITALY		133		133
	NETH	13	37		50
	NORW	234	60	142	436
	SWEDN	4			4
	UK	5,071	120		5,191
	USA		553		553
	OTHER	813	196	174	1,183
		17,592	2,318	455	20,365
EIRE					
FISH FRESH OR FROZEN	DENMK			51	51
FISH CANNED	UK	12			12
DAIRY PRODUCE NES	UK	158			158
CORN	NORW	9,400			9,400
	OTHER	11,200			11,200
OATS	DENMK			1,970	1,970
	OTHER		355		355
WHEAT	UK	6,398			6,398
	OTHER	22,843	14,898		37,741
WHEAT FLOUR	UK	212			212
APPLES	NORW			84	84
	UK	94			94
FOOD PREPARATIONS NES	UK	283			283
BRAN SHORTS MIDLINGS	UK	200			200
SOYABEAN OIL CAKE ETC	OTHER		56		56
RAW HIDES AND SKINS	DENMK			32	32
	OTHER		109		109
SEEDS FOR SOWING NES	DENMK			12	12
LOGS ROUND TIMBER	UK	1,711			1,711
PULPWOOD	UK	711			711
ASBESTOS UNMANUFACTURED	OTHER	150			150
LUMBER AND TIMBER	DENMK	2,280		179	2,459
	GREEK			2,247	2,247
	LIBER			1,750	1,750
	NETH	727			727
	NORW	7,061			7,061
	SWEDN			1,190	1,190
	UK	1,086	232	2,841	4,159
	OTHER	2,730	326		3,056
	UK	41			41
FLOORING	UK			33	33
SAWMILL PRODUCTS NES	DENMK			57	57
VENEER AND PLYWOOD	SWEDN			98	98
	DENMK			1	1
WOOD FAB MATRLS NES	DENMK			315	315
WOODPULP	GREEK			504	504
	UK	75			75
NEWSPRINT PAPER	UK	6,639			6,639
	OTHER	6,878			6,878
PAPER NES	DENMK			73	73
PAPER PAPERBOARD NES	SWEDN			16	16
TEXTILE FAB MATRLS NES	UK	5			5
	OTHER	1			1
CHEMICAL PRODUCTS NES	UK	122	201		323
IRON STEEL INGOT ETC	UK	50			50
STEEL PLATE AND SHEET	UK		21		21
ALUMINUM BAR INGOT	UK	1,520			1,520
	OTHER	1,196			1,196
ALUMINUM NES	OTHER	38			38
METAL FAB PROD NES	UK		31		31
MACHINERY AND PARTS	UK	7			7
HOUSEHOLD GOODS	DENMK			4	4
MISC PRODUCTS NES	OTHER	2			2

1. See page 154.

SHIPPING REPORT, 1961

TABLE 1. Cargoes Loaded at Canadian Ports for Foreign Countries, by Country of Destination, Kind of Cargo, Registry of Vessel and Geographic Area

Country of Destination and Kind of Cargo	Registry ¹ of Vessel	At Atlantic and Lower St. Lawrence Ports, Montreal and below	At Great Lakes and Upper St. Lawrence Ports above Montreal	At Pacific Ports	Total
GENERAL CARGO	UK OTHER	510 5,851	396 527		906 6,378
		90,191	17,152	11,457	118,800
ITALY					
MEAT AND MEAT PREP NES	GER		413		413
FISH FRESH OR FROZEN	DENMK	674			674
	ITALY			30	30
FISH SMOKED SALTED	DENMK	705			705
	PANAM	1,444			1,444
	UK	300			300
	OTHER	97			97
FISH CANNED	ITALY			772	772
MILK POWDER	DENMK	55			55
	ITALY	100			100
	UK	96			96
	OTHER	1,560			1,560
DAIRY PRODUCE NES	NORW		15		15
	UK		28		28
WHEAT	GER	36,645			36,645
	GREEK	2,240			2,240
	ITALY	57,519	1,516	3,948	62,983
	LIBER		13,440	17,925	31,365
	NORW	15,200			15,200
	PANAM	10,956			10,956
	SWEDN	2,800			2,800
	UK	24,098	5,739		29,837
	OTHER	48,674			48,674
WHEAT FLOUR	ITALY	200			200
	UK	89			89
POTATOES	UK	921			921
SUGAR PREPARATIONS	OTHER		2		2
RAW HIDES AND SKINS	ITALY			18	18
	SWEDN		29		29
	OTHER		130		130
SEEDS FOR SOWING NES	GER			96	96
	ITALY			198	198
	OTHER			4	4
FLAXSEED	ITALY			1,120	1,120
MUSTARD SEED	ITALY			39	39
RAPESEED	GER			2,500	2,500
	ITALY			28,823	28,823
	PANAM			1,120	1,120
	OTHER			9,779	9,779
SOYABEANS	PANAM	11,429			11,429
PULPWOOD	DENMK	26,865			26,865
	GER	14,155			14,155
	ITALY	42,742			42,742
	LIBER	6,225			6,225
	NETH	2,050			2,050
	NORW	9,962			9,962
	PANAM	3,100			3,100
	SWEDN	3,355			3,355
	UK	18,830			18,830
TEXTILE FIBRES NES	NORW			10	10
IRON ORE AND CONC	GER	16,044			16,044
	ITALY	31,500			31,500
	NORW	19,152			19,152
	SWEDN	58,688			58,688
MET ORES NES	ITALY	13,500			13,500
IRON AND STEEL SCRAP	DENMK	1,015			1,015
	GREEK	1,238			1,238
	ITALY	10,707			10,707
	PANAM	2,000	2,871		4,871

SHIPPING REPORT, 1961

TABLE 1. Cargoes Loaded at Canadian Ports for Foreign Countries, by Country of Destination, Kind of Cargo, Registry of Vessel and Geographic Area

Country of Destination and Kind of Cargo	Registry ¹ of Vessel	At Atlantic and Lower St. Lawrence Ports, Montreal and below	At Great Lakes and Upper St. Lawrence Ports above Montreal	At Pacific Ports	Total
		Cargo tons (2000 lb.)			
ITALY CONTD					
IRON AND STEEL SCRAP CONTD	UK	3,697			3,697
	USA		4,791		4,791
	OTHER	1,120	30		1,150
NON FERROUS METAL SCRAP	DENMK	50			50
	GER	224			224
	ITALY	220		58	278
	NETH	221			221
	UK	725			725
	OTHER	1,058	20	46	1,124
ASBESTOS UNMANUFACTURED	DENMK	2,222			2,222
	GER	225		24	249
	GREEK	350			350
	ITALY	3,349		1	3,350
	NETH	304			304
	NORW	807			807
	SWEDN	449			449
	UK	4,885			4,885
	USA	1,550			1,550
	OTHER	5,617			5,617
WASTE AND SCRAP NES	ITALY			82	82
	OTHER		32	4	36
RUBBER FAB MATERIALS	ITALY	170			170
LUMBER AND TIMBER	GER		2	1,276	1,278
	GREEK			1,470	1,470
	ITALY			5,004	5,004
	LIBER			100	100
	NORW			100	100
	PANAM			695	695
	UK	700			700
	OTHER	95		1,295	1,390
SAWMILL PRODUCTS NES	ITALY			8	8
VENEER AND PLYWOOD	ITALY			6	6
WOODPULP	ITALY	750		16,478	17,228
	NETH	47			47
	NORW	2,601		1,426	4,027
	SWEDN	110			110
	UK	693			693
	OTHER	108		462	570
NEWSPRINT PAPER	ITALY			40	40
	UK	3,187			3,187
	OTHER	2,540			2,540
TEXTILE FAB MATRLS NES	ITALY			2	2
OILS FATS WAXES NES	OTHER		11		11
CHEMICALS NES	DENMK	365			365
	ITALY	234		55	289
	UK	286			286
	OTHER	170	40		210
CHEMICAL PRODUCTS NES	DENMK		630		630
	ITALY		882		882
	NETH		69		69
	NORW		245		245
	SWEDN		170		170
	UK		1,738		1,738
COKE	LIBER		18,350		18,350
PIG IRON	GREEK	5,469			5,469
	ITALY	32,848			32,848
	LIBER	81,341	8,535		89,876
	NETH		2,577		2,577
	PANAM	5,600			5,600
	OTHER	1,568	3,940		5,508
IRON STEEL INGOT ETC	NETH		61		61
	NORW		30		30
	SWEDN		52		52
	UK		101		101
STEEL BAR AND ROD	GER		62		62

1. See page 154.

SHIPPING REPORT, 1961

TABLE 1. Cargoes Loaded at Canadian Ports for Foreign Countries, by Country of Destination, Kind of Cargo, Registry of Vessel and Geographic Area

Country of Destination and Kind of Cargo	Registry ¹ of Vessel	At Atlantic and Lower St. Lawrence Ports, Montreal and below	At Great Lakes and Upper St. Lawrence Parts above Montreal	At Pacific Ports	Total	
		Cargo tons (2000 lb.)				
STEEL BAR AND ROD CONTO	NETH		19		19	
	NORW		163		163	
	UK		371		371	
STEEL PLATE AND SHEET	OTHER		726		726	
	GER		37		37	
	ITALY		21		21	
	NETH		233		233	
	NORW		2		2	
	UK		78		78	
IRON AND STEEL NES	OTHER		11,097		11,097	
	ITALY		110		110	
	UK		60		60	
ALUMINUM BAR INGOT	OTHER		4,483		4,483	
	DENMK	1,069			1,069	
	GER	1,639			1,639	
	ITALY	383			383	
	NETH	964			964	
	NORW	1,264			1,264	
	UK	2,630			2,630	
	USA	645			645	
	OTHER	1,911			1,911	
	GER	147			147	
ALUMINUM NES	ITALY	138			138	
	UK	112			112	
COPPER UNALLOYED	OTHER	1,009			1,009	
	ITALY			167	167	
COPPER AND ALLOYS NES	GER		47		47	
	NETH		58		58	
	NORW		195		195	
	UK	17	159		176	
	OTHER		23		23	
LEAD BAR INGOT PIG	ITALY			112	112	
	UK	2			2	
NICKEL AND ALLOYS	ITALY			8	8	
	GER			28	28	
	OTHER	559		18	577	
	UK			2	2	
ZINC BAR INGOT PIG	DENMK		1		1	
	ITALY			17	17	
	UK		1		1	
METAL FAB PROD NES	OTHER	1			1	
	GER			13	13	
	GER		10		10	
	ITALY		4		4	
	NORW		3		3	
MACHINERY AND PARTS	DENMK	3,328	894		4,222	
	GER	1,386			1,386	
	GREEK	1,502			1,502	
	ITALY	8,774	629	34	9,437	
	NETH	114	1		115	
	NORW	3,863	178	36	4,077	
	SWEDN	52	64		116	
	UK	35,549	725		36,274	
	USA		68		68	
	OTHER	10,241	1,004	165	11,410	
			740,184	88,015	95,614	923,813
	AUTOMOBILES AND CHASSIS	GER				
		NETH				
HOUSEHOLD GOODS	DENMK			14	14	
	GER			48	48	
	DENMK			14	14	
	GER	3			3	
	NETH			99	99	
FIREARMS AND AMMUNITION	NORW			113	113	
	GER					
MISC PRODUCTS NES	NETH					
	GER					
GENERAL CARGO	GER	14			14	
	NETH	48			48	
	DENMK			14	14	
	GER	3			3	
	NETH			99	99	
	NORW			113	113	

SHIPPING REPORT, 1961

TABLE 1. Cargoes Loaded at Canadian Ports for Foreign Countries, by Country of Destination, Kind of Cargo, Registry of Vessel and Geographic Area

Country of Destination and Kind of Cargo	Registry ¹ of Vessel	At Atlantic and Lower St. Lawrence Ports, Montreal and below	At Great Lakes and Upper St. Lawrence Ports above Montreal	At Pacific Ports	Total
NETHERLANDS CONTD					
FISH FRESH DR FROZEN CONTD	SWEDN			3	3
	UK	2		24	26
FISH CANNED	DENMK			8	8
	GER			67	67
	JAPAN			8	8
	NETH			26	26
	NORW			90	90
	SWEDN			36	36
	UK			6	6
MILK POWDER	DENMK		250		250
	NETH	56			56
	SWEDN	196			196
BARLEY	JAPAN			1,500	1,500
CORN	DENMK	15,680			15,680
	GER	8,736			8,736
	GREEK	7,661			7,661
	LIBER	9,901			9,901
	NORW	18,596			18,596
	SWEDN	3,303			3,303
	UK	7,840			7,840
RYE	NETH	1,700			1,700
	NORW	616	10,164		10,780
WHEAT	DENMK	1,680		3,136	4,816
	GER	161,244	2,552	19,852	183,648
	GREEK	3,677		14,378	18,055
	JAPAN			2,889	2,889
	LIBER	70,418	12,450		82,868
	NETH	23,131		2,016	25,147
	NORW	95,571		5,600	101,171
	PANAM	18,880			18,880
	SWEDN	11,120	19,160	6,470	36,750
	UK	68,114	7,090	3,360	78,564
CEREALS UNMILLED NES	UK	453			453
WHEAT FLOUR	GER	112			112
APPLES	NORW			43	43
	SWEDN	2,314			2,314
FRESH FRUITS NES	DENMK	1,295			1,295
	GER	1,425			1,425
FRUIT PREPARATIONS NES	UK	75			75
VEGETABLES FRESH NES	SWEDN	2,192			2,192
VEGETABLE PREPARATIONS	GER		16		16
SAUSAGE SKINS CASINGS	DENMK		5		5
	GER		2	2	4
FOOD PREPARATIONS NES	GER		11		11
HULLS SCREENINGS ETC	GER	2,240			2,240
	NORW	1,120			1,120
FEEDS VEG ORIGIN NES	SWEDN			8	8
FEEDS ANIMAL ORIGIN	DENMK			848	848
TOBACCO	NETH		142		142
RAW HIDES AND SKINS	GER	432	1,097		1,529
	NETH	21		6	27
	NORW	21	80	108	209
	SWEDN		119		119
	UK			35	35
	OTHER			74	74
SEEDS FOR SOWING NES	DENMK			11	11
	GER	375		78	453
	NETH			11	11
	NORW			38	38
	SWEDN			15	15
FLAXSEED	GER			1,120	1,120
	GREEK	2,240			2,240
	JAPAN			4,100	4,100
	NORW	5,953			5,953
	UK	8,373	2,405		10,778

1. See page 154.

SHIPPING REPORT, 1961

TABLE 1. Cargoes Loaded at Canadian Ports for Foreign Countries, by Country of Destination, Kind of Cargo, Registry of Vessel and Geographic Area

Country of Destination and Kind of Cargo	Registry ¹ of Vessel	At Atlantic and Lower St. Lawrence Ports, Montreal and below	At Great Lakes and Upper St. Lawrence Ports above Montreal	At Pacific Ports	Total
		Cargo tons (2000 lb.)			
MUSTARD SEED	GER			55	55
	NORW			330	330
RAPESEED	GREEK			4,596	4,596
	NORW			4,821	4,821
	SWEDN			4,980	4,980
	UK			1,120	1,120
SOYABEANS	DENMK	621			621
	GREEK	6,608			6,608
	LIBER	25,769			25,769
	NORW	36,662			36,662
	SWEDN	2,828			2,828
	UK	6,615			6,615
RUBBER AND GUMS NATURAL	SWEDN	115			115
CRUDE VEG MATRLS NES	GER		20		20
	NORW			1	1
LOGS ROUND TIMBER	GER	450	105		555
PULPWOOD	GER	14,273			14,273
	NORW	39,325			39,325
	SWEDN	26,851			26,851
	UK	6,950			6,950
WOOL AND ANIMAL HAIR	GER		23		23
COPPER ORE AND CONC	NETH	12,833			12,833
IRON ORE AND CONC	DENMK	23,946			23,946
	GER	883,791			883,791
	LIBER	403,228			403,228
	NORW	55,552			55,552
	SWEDN	134,398			134,398
	UK	47,936			47,936
	USA	12,320			12,320
	OTHER	49,728			49,728
LEAD ORE AND CONC	GER	394			394
NICKEL ORE AND CONC	GER	224			224
ZINC ORE AND CONC	DENMK	700			700
	GER		40,161		40,161
MET ORES NES	GER	127,970			127,970
	NETH	13,244			13,244
IRON AND STEEL SCRAP	GER	8,139		38	8,177
	UK	2,050			2,050
NON FERROUS METAL SCRAP	DENMK			6	6
	GER	180	39	81	300
	NETH	11		45	56
	NORW	88		75	163
	SWEDN			41	41
SLAGS DROSSES ETC	GER	12,353	90		12,443
	LIBER	11,182			11,182
ASBESTOS UNMANUFACTURED	DENMK			50	50
	GER	14,808		2,265	17,073
	LIBER	720			720
	NETH	2,105			2,105
	NORW	16,930		151	17,081
	SWEDN	686		75	761
	UK	1,316			1,316
	OTHER	3,696			3,696
NON MET MIN CRUDE NES	NETH	13,328			13,328
WASTE AND SCRAP NES	GER	15		2	17
LUMBER AND TIMBER	DENMK			560	560
	GER			676	676
	GREEK			2,028	2,028
	NETH			258	258
	NORW			2,875	2,875
	PANAM			3,279	3,279
	SWEDN			738	738
	UK			4,862	4,862
	GER			1	1
	GREEK			100	100

SHIPPING REPORT, 1961

TABLE 1. Cargoes Loaded at Canadian Ports for Foreign Countries, by Country of Destination, Kind of Cargo, Registry of Vessel and Geographic Area

Country of Destination and Kind of Cargo	Registry ¹ of Vessel	At Atlantic and Lower St. Lawrence Ports, Montreal and below	At Great Lakes and Upper St. Lawrence Ports above Montreal	At Pacific Ports	Total
		Cargo tons (2000 lb.)			
NETHERLANDS CONTO					
VENEER AND PLYWOOD CONTO					
	JAPAN			3	3
	NORW			8	8
	PANAM			1	1
	UK			20	20
WOODPULP					
	DENMK			1,099	1,099
	GER	266		5,819	6,085
	ITALY			218	218
	NETH			2,038	2,038
	NORW			7,044	7,044
	SWEDN		55	806	861
	UK			172	172
NEWSPRINT PAPER					
	GER	500			500
	NORW	551			551
	UK	545			545
VEG OILS AND FATS NES					
	NORW			280	280
CHEMICALS NES					
	DENMK		120	278	398
	GER	1,360	429	697	2,486
	NETH		200		200
	NORW	983	8,932		9,915
	SWEDN		103	107	210
	UK			150	150
CHEMICAL PRODUCTS NES					
	GER	12	1,077	51	1,140
	NETH	12	3,977	75	4,064
	NORW	6	2,731	365	3,102
	SWEDN		133	235	368
TAR PITCH AND CREOSOTE					
	GER	1,473			1,473
FERRO ALLOYS					
	GER		65		65
PIG IRON					
	GER	6,296			6,296
STEEL PLATE AND SHEET					
	GER		555		555
	NETH		1,426		1,426
	NORW		309		309
IRON AND STEEL NES					
	UK			2	2
ALUMINUM BAR INGOT					
	GER	3,657			3,657
	LIBER			2,702	2,702
	NETH	610			610
	NORW	13,418		8,824	22,242
	SWEDN	780			780
	OTHER	508			508
COPPER UNALLOYED					
	GER	958			958
COPPER AND ALLOYS NES					
	SWEDN	654			654
LEAD BAR INGOT PIG					
	GER	224			224
	DENMK			784	784
	GER			672	672
	JAPAN			336	336
	NORW			1,316	1,316
	SWEDN			112	112
	UK			280	280
NICKEL AND ALLOYS					
	GER	220	3		223
	NORW		25		25
ZINC BAR INGOT PIG					
	DENMK			342	342
	GER	568		1,798	2,466
	NORW			1,232	1,232
	SWEDN			336	336
	UK			672	672
NON FERROUS METALS NES					
	GER	40	52	50	142
	NORW			17	17
METAL FAB PROD NES					
	GER	9			9
MISC FAB MATRLS NES					
	GER	24			24
MACHINERY AND PARTS					
	GER	2	484	56	542
	GREEK	96			96
	NORW	70		4	74
	SWEDN	164			164
AUTOMOBILES AND CHASSIS					
	NETH			2	2
	NORW	1			1
	UK	3			3

1. See page 154.

SHIPPING REPORT, 1961

TABLE 1. Cargoes Loaded at Canadian Ports for Foreign Countries, by Country of Destination, Kind of Cargo, Registry of Vessel and Geographic Area

Country of Destination and Kind of Cargo	Registry ¹ of Vessel	At Atlantic and Lower St. Lawrence Ports, Montreal and below	At Great Lakes and Upper St. Lawrence Ports above Montreal	At Pacific Ports	Total
		Cargo tons (2000 lb.)			
MISC VEH AND PARTS NES	NORW	1			1
MISC EQUIPMENT NES	GER			1	1
HOUSEHOLD GOODS	GER	4	2	7	13
	NETH			3	3
	UK			133	133
FIREARMS AND AMMUNITION	GER	6			6
CONTAINERS NES	GER			1	1
MISC PRODUCTS NES	GER	1		1	2
	SWEDN	12			12
GENERAL CARGO	DENMK	297	6	4	307
	GER	41,485	4,254	4	45,743
	GREEK	1			1
	ITALY	41	7		48
	NETH	8,473	2,134	37	10,644
	NORW	28,781	1,345	176	30,302
	SWEDN	1,774	102	1	1,877
	UK	2,078		4	2,082
	OTHER	804			804
		2,695,634	124,507	139,676	2,959,817
NORWAY					
FISH FRESH OR FROZEN	NORW			60	60
MARINE ANIMALS NES	NORW	925			925
WHEAT	NORW	57,943	9,020	23,773	90,736
APPLES	NORW	75		161	236
FRESH FRUITS NES	NORW	3			3
SAUSAGE SKINS CASINGS	NORW	3			3
RAW HIDES AND SKINS	NORW	1			1
SEEDS FOR SOWING NES	NORW	49			49
FLAXSEED	NORW			3,262	3,262
TEXTILE FIBRES NES	SWEDN	12			12
ALUMINUM ORE AND CONC	NORW	6,762			6,762
	OTHER	1,512			1,512
COPPER ORE AND CONC	NORW	5,717			5,717
	SWEDN	4,648			4,648
NICKEL ORE AND CONC	NORW	5,938			5,938
	SWEDN	10,269			10,269
ZINC ORE AND CONC	LIBER	10,319			10,319
IRON AND STEEL SCRAP	USA		1,120		1,120
ASBESTOS UNMANUFACTURED	NORW	1,321			1,321
	SWEDN	36			36
LUMBER AND TIMBER	NORW			15	15
	SWEDN		12		12
CHEMICALS NES	NORW	775			775
	OTHER	877			877
CHEMICAL PRODUCTS NES	SWEDN	6			6
ALUMINUM BAR INGOT	NORW	919			919
	SWEDN	474			474
COPPER UNALLOYED	SWEDN	4,610			4,610
COPPER AND ALLDYS NES	SWEDN	448			448
NICKEL AND ALLOYS	NORW		2		2
NON MET MIN PROD NES	SWEDN		479		479
MACHINERY AND PARTS	NORW			1	1
HOUSEHOLD GOODS	NORW			12	12
FIREARMS AND AMMUNITION	SWEDN	62			62
GENERAL CARGO	NETH	350			350
	NORW	18,729	57	32	18,818
	SWEDN	25,430	31		25,461
		158,213	10,721	27,316	196,250
PORTUGAL					
FISH FRESH OR FROZEN	DENMK	260			260
	NETH	1,007			1,007

SHIPPING REPORT, 1961

TABLE 1. Cargoes Loaded at Canadian Ports for Foreign Countries, by Country of Destination, Kind of Cargo, Registry of Vessel and Geographic Area

Country of Destination and Kind of Cargo	Registry ¹ of Vessel	At Atlantic and Lower St. Lawrence Ports, Montreal and below	At Great Lakes and Upper St. Lawrence Ports above Montreal	At Pacific Ports	Total
		Cargo tons (2000 lb.)			
PORTUGAL CONTD					
FISH SMOKED SALTED	DENMK	2,230			2,230
MARINE ANIMALS NES	ITALY			3	3
	GER	748			748
	OTHER	710			710
WHEAT	GER	14,560			14,560
	OTHER	2,352			2,352
WHEAT FLOUR	ITALY	50			50
	UK	56			56
FLAXSEED	PANAM			1,568	1,568
COPPER ORE AND CONC	SWEDN		2,408		2,408
NON FERROUS METAL SCRAP	ITALY			35	35
ASBESTOS UNMANUFACTURED	DENMK	40			40
	ITALY	20			20
	UK	1,302			1,302
WOODPULP	GREEK	310			310
CHEMICAL PRODUCTS NES	ITALY		1		1
	UK		4		4
ALUMINUM BAR INGOT	GER	110			110
	ITALY	91			91
	UK	447			447
	USA	82			82
ALUMINUM NES	OTHER	55			55
COPPER UNALLOYED	DENMK	112			112
	UK	112			112
MACHINERY AND PARTS	GER			1	1
	ITALY			5	5
MISC EQUIPMENT NES	DENMK		1		1
GENERAL CARGO	DENMK	105	4		109
	ITALY	272	8		280
	NORW	151			151
	UK	5,356	59		5,415
	OTHER	2,026	18		2,044
		32,564	2,503	1,612	36,679
SPAIN					
MEAT AND MEAT PREP NES	OTHER	344			344
FISH FRESH OR FROZEN	DENMK	809			809
	ITALY			4	4
FISH SMOKED SALTED	DENMK	790			790
BARLEY	LIBER	15,680			15,680
	PANAM	10,416			10,416
	OTHER	45,420			45,420
CORN	LIBER	34,200			34,200
	NORW	12,200			12,200
	SWEDN	1,900			1,900
	OTHER	6,063			6,063
WHEAT	ITALY			2	2
	UK	1,473			1,473
RAW HIDES AND SKINS	ITALY	241			241
	NORW			14	14
	OTHER		22		22
FLAXSEED	GER			4,360	4,360
	ITALY			3,937	3,937
	PANAM			1,232	1,232
	UK	570			570
PULPWOOD	DENMK	3,600			3,600
	GER	1,377			1,377
	NORW	6,432			6,432
	UK	7,296			7,296
ALUMINUM ORE AND CONC	DENMK	5,279			5,279
	NORW	5,500			5,500
COPPER ORE AND CONC	GER		4,500		4,500
	NORW		7,363		7,363
IRON AND STEEL SCRAP	USA	3,734			3,734

1. See page 154.

SHIPPING REPORT, 1961

35

TABLE 1. Cargoes Loaded at Canadian Ports for Foreign Countries, by Country of Destination, Kind of Cargo, Registry of Vessel and Geographic Area

Country of Destination and Kind of Cargo	Registry ¹ of Vessel	At Atlantic and Lower St. Lawrence Ports, Montreal and below	At Great Lakes and Upper St. Lawrence Ports above Montreal	At Pacific Ports	Total	
						Cargo tons (2000 lb.)
IRDN AND STEEL SCRAP CDNTD NDN FERROUS METAL SCRAP	DOTHER	14,661			14,661	
	DENMK	44			44	
	ITALY			67	67	
	NETH	4			4	
	NDRW			22	22	
	DOTHER	27			27	
	DENMK	3,329			3,329	
	GER	1,120			1,120	
	GREEK	25			25	
	ITALY	461		10	471	
	NETH	447			447	
	NDRW	33			33	
	UK	2,336			2,336	
	USA	411			411	
ASBESTDS UNMANUFACTURED	DOTHER	819			819	
	ITALY			4	4	
	USA	1,915			1,915	
	JAPAN			8	8	
	DENMK	30			30	
	UK		45		45	
	SWEDN		9		9	
	DENMK	351			351	
	GER	1,005			1,005	
	NETH	528			528	
	UK	681			681	
	USA	652			652	
	DOTHER	1,078			1,078	
	WASTE AND SCRAP NES NEWSPRINT PAPER PAPER NES CHEMICALS NES CHEMICAL PRDDUCTS NES STEEL PLATE AND SHEET ALUMINUM BAR INGDT	OTHER		1		1
DENMK		495	128		623	
GER		888			888	
GREEK		28			28	
ITALY		786	281		1,067	
NDRW		1			1	
PANAM		80			80	
SWEDN		173			173	
UK		3,230	122		3,352	
USA		652	29		681	
DOTHER		1,078		2	1,080	
HOUSEHLDL DDDDS GENERAL CARGD		OTHER		1		1
		DENMK	495	128		623
		GER	888			888
	GREEK	28			28	
	ITALY	786	281		1,067	
	NDRW	1			1	
	PANAM	80			80	
	SWEDN	173			173	
	UK	3,230	122		3,352	
	USA	652	29		681	
	DOTHER	1,078		2	1,080	
			200,649	12,500	9,662	222,811
	SWEDEN	SWEDN	29			29
		SWEDN	35			35
SWEDN				84	84	
SWEDN				1	1	
SWEDN		1			1	
NDRW		323			323	
SWEDN		2,320		68	2,388	
SWEDN				54	54	
NDRW		106			106	
SWEDN			246		246	
SWEDN		4			4	
SWEDN		47	24		71	
SWEDN				29	29	
SWEDN				2	2	
SWEDN		7			7	
SWEDN		159			159	
SWEDN		4,103			4,103	
SWEDN			13		13	
SWEDN				2	2	
PANAM				41	41	
SWEDN		555	8		563	
SWEDN		388		388		
SWEDN	75			75		

SHIPPING REPORT, 1961

TABLE 1. Cargoes Loaded at Canadian Ports for Foreign Countries, by Country of Destination, Kind of Cargo, Registry of Vessel and Geographic Area

Country of Destination and Kind of Cargo	Registry ¹ of Vessel	At Atlantic and Lower St. Lawrence Ports, Montreal and below	At Great Lakes and Upper St. Lawrence Ports above Montreal	At Pacific Ports	Total
		Cargo tons (2000 lb.)			
SWEDEN CONTD					
ALUMINUM BAR INGOT	SWEDN	1,695	471		2,166
ALUMINUM NES	SWEDN	356			356
COPPER UNALLOYED	NORW	3,024			3,024
	SWEDN	560			560
NICKEL AND ALLOYS	SWEDN		118		118
MACHINERY AND PARTS	SWEDN	10	5	12	27
AUTOMOBILES AND CHASSIS	SWEDN	2			2
HOUSEHOLD GOODS	SWEDN	1			1
GENERAL CARGO	NETH	122			122
	NORW	28			28
	SWEDN	9,786	598	22	10,406
		23,348	1,871	315	25,534
SWITZERLAND					
GRAIN FEEDS NES	GER			952	952
SEEDS FOR SOWING NES	NETH			17	17
	SWEDN			6	6
PULPWOOD	GER	5,504			5,504
	NORW	2,630			2,630
LUMBER AND TIMBER	UK			138	138
WOODPULP	GER			424	424
	NETH			175	175
ALUMINUM BAR INGOT	NORW			4,409	4,409
		8,134		6,121	14,255
ALBANIA					
WHEAT	GER	42,348			42,348
	GREEK	23,536			23,536
	NORW	24,080			24,080
	PANAM	11,536			11,536
	SWEDN	6,500			6,500
		108,000			108,000
GERMANY EAST					
WHEAT	GER	10,000			10,000
	LIBER	11,220			11,220
	SWEDN	8,100			8,100
	UK	19,900			19,900
		49,220			49,220
POLAND					
FISH CANNED	OTHER	2			2
WHEAT	GREEK	72,529			72,529
	ITALY	37,652			37,652
	LIBER	79,993			79,993
	NORW	330,367		23,520	353,887
	SWEDN	39,642			39,642
	UK	57,276			57,276
TEXTILE FIBRES NES	SWEDN	21			21
ASBESTOS UNMANUFACTURED	OTHER	1,347			1,347
WASTE AND SCRAP NES	DENMK			100	100
	SWEDN			6	6
RUBBER FAB MATERIALS	OTHER	629			629
TEXTILE FAB MATRLS NES	OTHER	15			15
CHEMICALS NES	NORW			125	125
CHEMICAL PRODUCTS NES	SWEDN		948		948
	OTHER	97			97
COPPER UNALLOYED	SWEDN	1,425			1,425
NON FERROUS METALS NES	SWEDN	33			33
METAL FAB PROD NES	OTHER	23			23
GENERAL CARGO	NETH	70			70

1. See page 154.

SHIPPING REPORT, 1961

TABLE 1. Cargoes Loaded at Canadian Ports for Foreign Countries, by Country of Destination, Kind of Cargo, Registry of Vessel and Geographic Area

Country of Destination and Kind of Cargo	Registry ¹ of Vessel	At Atlantic and Lower St. Lawrence Ports, Montreal and below	At Great Lakes and Upper St. Lawrence Ports above Montreal	At Pacific Ports	Total
		Cargo tons (2000 lb.)			
GENERAL CARGO CONTO	SWEDN	2,881	35		2,916
	OTHER	377			377
		624,379	983	23,751	649,113
RUMANIA					
OTHER LIVE ANIMALS	GER	100			100
		100			100
U S S R EUROPE					
OTHER LIVE ANIMALS	GER	160			160
WHEAT	OTHER			8,046	8,046
MACHINERY AND PARTS	SWEDN	20	5		25
GENERAL CARGO	SWEDN	58			58
	OTHER	8			8
		246	5	8,046	8,297
YUGOSLAVIA					
RAW HIDES AND SKINS	OTHER		58		58
ASBESTOS UNMANUFACTURED	NORW	116			116
	USA	271			271
	OTHER	1,631			1,631
LUMBER AND TIMBER	OTHER			70	70
WOODPULP	USA	532			532
	OTHER	1,154			1,154
NEWSPRINT PAPER	NORW	606			606
PAPER NES	ITALY			85	85
METAL FAB PROD NES	OTHER		34		34
MOTOR VEH PARTS NES	OTHER		2		2
HOUSEHLD GOODS	OTHER		2		2
GENERAL CARGO	NETH	150			150
	OTHER	355	149		504
		4,815	245	155	5,215
BAHREIN					
GENERAL CARGO	NETH	1			1
		1			1
CYPRUS					
FISH FRESH OR FROZEN	ITALY			2	2
FISH CANNED	ITALY			3	3
				5	5
KUWAIT					
MILK POWDER	NETH	11			11
WHEAT FLOUR	NETH	55			55
PAPER PAPERBOARD NES	NETH	3			3
AUTOMOBILES AND CHASSIS	NETH	1			1
HOUSEHOLD GOODS	NETH	14			14
GENERAL CARGO	NETH	240	7		247
		324	7		331
BRITISH MIDDLE EAST N E S					
FISH CANNED	UK			1	1
WHEAT FLOUR	UK	197			197
ALUMINUM BAR INGOT	UK	182			182
AUTOMOBILES AND CHASSIS	UK	374			374
GENERAL CARGO	UK	258			258
		1,011		1	1,012

SHIPPING REPORT, 1961

TABLE 1. Cargoes Loaded at Canadian Ports for Foreign Countries, by Country of Destination, Kind of Cargo, Registry of Vessel and Geographic Area

Country of Destination and Kind of Cargo	Registry ¹ of Vessel	At Atlantic and Lower St. Lawrence Ports, Montreal and below	At Great Lakes and Upper St. Lawrence Ports above Montreal	At Pacific Ports	Total
		Cargo tons (2000 lb.)			
IRAN					
MILK POWDER	NETH	16			16
DIST ALCOHOLIC BEV	NETH	2			2
ASBESTOS UNMANUFACTURED	NETH	152			152
	UK	111			111
CHEMICALS NES	NETH	11			11
CHEMICAL PRODUCTS NES	NETH	3			3
STEEL PLATE AND SHEET	NETH		1,121		1,121
ALUMINUM BAR INGOT	NETH	538			538
MACHINERY AND PARTS	NETH	248			248
MISC EQUIPMENT NES	NETH	13	345		358
GENERAL CARGO	NETH	1,196	250		1,446
		2,290	1,716		4,006
IRAQ					
FISH CANNED	NETH			2	2
MISC EQUIPMENT NES	NETH		1		1
GENERAL CARGO	NETH	182	132		314
		182	133	2	317
ISRAEL					
FISH CANNED	NORW			2	2
BARLEY	LIBER	5,276			5,276
CORN	LIBER	437			437
RYE	LIBER	5,019			5,019
WHEAT	GREEK			13,451	13,451
	UK			34,272	34,272
OTHER	OTHER	47,264			47,264
RAW HIDES AND SKINS	OTHER		154		154
SOYABEANS	NORW	14,364			14,364
	OTHER	24,700			24,700
ASBESTOS UNMANUFACTURED	NORW			700	700
	SWEDN	265			265
	OTHER	1,715		303	2,018
LUMBER AND TIMBER	NORW			3,130	3,130
	PANAM			3,129	3,129
	OTHER			2,845	2,845
WOODPULP	NORW			1,485	1,485
	OTHER			1,007	1,007
ALUMINUM BAR INGOT	OTHER	366			366
MOTOR VEH PARTS NES	SWEDN		7		7
MISC EQUIPMENT NES	OTHER		1		1
HOUSEHOLD GOODS	OTHER		3		3
MISC PRODUCTS NES	OTHER	2			2
GENERAL CARGO	GER	213			213
	NORW	118		7	125
	SWEDN	174	52		226
	OTHER	1,702	137	347	2,186
		101,615	354	60,678	162,647
JORDAN					
WHEAT FLOUR	NORW	7,066			7,066
DIST ALCOHOLIC BEV	NETH	1			1
PAPER PAPERBOARD NES	NETH	11			11
MACHINERY AND PARTS	NETH	5			5
RUBBER TIRES AND TUBES	NETH		1		1
MISC EQUIPMENT NES	NETH		2		2
GENERAL CARGO	NETH	50	2		52
		7,133	5		7,138

1. See page 154.

SHIPPING REPORT, 1961

TABLE 1. Cargoes Loaded at Canadian Ports for Foreign Countries, by Country of Destination, Kind of Cargo, Registry of Vessel and Geographic Area

Country of Destination and Kind of Cargo	Registry ¹ of Vessel	At Atlantic and Lower St. Lawrence Ports, Montreal and below	At Great Lakes and Upper St. Lawrence Ports above Montreal	At Pacific Ports	Total
LEBANON					
FISH CANNED	GREEK			4	4
ASBESTOS UNMANUFACTURED	NORW	202			202
	OTHER	1,409		801	2,210
WASTE AND SCRAP NES	OTHER		5		5
LUMBER AND TIMBER	JAPAN			74	74
	NORW			38	38
NEWSPRINT PAPER	GREEK	101			101
PAPER NES	GREEK			136	136
	OTHER			24	24
PAPER PAPERBOARD NES	ITALY			11	11
STEEL BAR AND ROD	NORW		28		28
ALUMINUM BAR INGOT	NETH	57			57
COPPER AND ALLOYS NES	SWEDN		2		2
METAL FAB PROD NES	OTHER		4		4
AUTOMOBILES AND CHASSIS	NETH	2			2
MISC EQUIPMENT NES	NETH	5			5
MISC PRODUCTS NES	OTHER	3			3
GENERAL CARGO	GREEK	48		2	50
	NETH	213	172		385
	NORW	106	1		107
	SWEDN	8			8
	UK	1,121	14		1,135
	OTHER	53	20		73
		3,328	246	1,090	4,664
LIBYA					
FISH CANNED	GREEK			2	2
FOOD PREPARATIONS NES	GREEK			3	3
				5	5
SAUDI ARABIA					
WHEAT	NETH	330	6,000	4,107	10,437
	NORW			1,554	1,554
WASTE AND SCRAP NES	UK	19,160			19,160
NON MET MIN PROD NES	ITALY			2	2
MISC EQUIPMENT NES	UK	85			85
GENERAL CARGO	NETH	7	7		7
	NETH	7	19		26
	UK	93			93
		19,675	6,026	5,663	31,364
SUDAN					
MACHINERY AND PARTS	NETH		104		104
			104		104
TURKEY					
WHEAT	USA	43,680			43,680
ASBESTOS UNMANUFACTURED	UK	23			23
NEWSPRINT PAPER	UK	848			848
CHEMICALS NES	UK	77			77
STEEL PLATE AND SHEET	NORW		333		333
IRON AND STEEL PIPES	NORW		1,488		1,488
ALUMINUM BAR INGOT	USA	12			12
ALUMINUM NES	NORW	315			315
TIN AND ALLOYS	NORW		443		443
HOUSEHOLD GOODS	UK		1		1
GENERAL CARGO	NORW		6		6
	UK	2,184	2		2,186
		47,139	2,273		49,412

SHIPPING REPORT, 1961

TABLE 1. Cargoes Loaded at Canadian Ports for Foreign Countries, by Country of Destination, Kind of Cargo, Registry of Vessel and Geographic Area

Country of Destination and Kind of Cargo	Registry ¹ of Vessel	At Atlantic and Lower St. Lawrence Ports, Montreal and below	At Great Lakes and Upper St. Lawrence Ports above Montreal	At Pacific Ports	Total	
						Cargo tons (2000 lb.)
U A R EGYPTIAN WHEAT WHEAT FLOUR ALE BEER ETC TOBACCO ASBESTOS UNMANUFACTURED WASTE AND SCRAP NES WOODPULP NEWSPRINT PAPER PAPER NES CHEMICALS NES ALUMINUM BAR INGOT MACHINERY AND PARTS MISC VEH AND PARTS NES FIREARMS AND AMMUNITION GENERAL CARGO	LIBER	14,660				14,660
	NORW	13,552				13,552
	UK	2,600				2,600
	OTHER	13,440				13,440
	NORW	10,714				10,714
	UK	89				89
	UK	150				150
	GREEK	952				952
	SWEDN	823				823
	UK	821				821
	OTHER	3,197				3,197
	OTHER	49				49
	GREEK				2,302	2,302
	OTHER	1,340				1,340
	PANAM			2,302		2,302
	SWEDN	421				421
	OTHER	38				38
	ITALY				15	15
	GREEK				1	1
	UK	1				1
	OTHER			1		1
	NORW	1				1
	UK	2				2
	GREEK	60				60
	NETH	60				60
	NORW	507				507
	PANAM	3				3
SWEDN	8				8	
UK	967				967	
OTHER	718		4		722	
		65,173	2,307	2,318	69,798	
U A R SYRIAN LUMBER AND TIMBER GENERAL CARGO	GER			134	134	
	GREEK			36	36	
	OTHER			132	132	
	GREEK	28			28	
	SWEDN	5			5	
	UK	585			585	
	OTHER	8			8	
		626		302	928	
GHANA FISH CANNED MALT WHEAT FLOUR FOOD PREPARATIONS NES COMPLETE FEEDS ALE BEER ETC PAPER NES CHEMICAL PRODUCTS NES AUTOMOBILES AND CHASSIS MISC VEH AND PARTS NES RUBBER TIRES AND TUBES	UK	7			7	
	NORW	45			45	
	UK	134			134	
	DENMK	1,905			1,905	
	NORW	4,836			4,836	
	UK	9,556			9,556	
	USA	1,995			1,995	
	UK	3			3	
	UK	7			7	
	USA	15			15	
	UK	3			3	
	DENMK				1	
	UK	2			2	
	DENMK	3			3	
	NORW	1			1	
	UK	14			14	
	USA	6			6	
DENMK	8			8		
DENMK	1			1		

1. See page 154.

SHIPPING REPORT, 1961

TABLE 1. Cargoes Loaded at Canadian Ports for Foreign Countries, by Country of Destination, Kind of Cargo, Registry of Vessel and Geographic Area

Country of Destination and Kind of Cargo	Registry ¹ of Vessel	At Atlantic and Lower St. Lawrence Ports, Montreal and below	At Great Lakes and Upper St. Lawrence Ports above Montreal	At Pacific Ports	Total
RUBBER TIRES ETC CONTD	UK	2			2
MISC EQUIPMENT NES	UK	1			1
HOUSEHOLD GOODS	USA	1			1
MISC PRODUCTS NES	DENMK	2			2
	UK	5			5
GENERAL CARGO	UK	8			8
	USA	10			10
		18,570		1	18,571
KENYA					
FISH CANNED	NETH			1	1
	NORW	1			1
ASBESTOS UNMANUFACTURED	NORW	91			91
WOODPULP	NETH			66	66
NEWSPRINT PAPER	NORW	1,539			1,539
HOUSEHOLD GOODS	NETH			1	1
GENERAL CARGO	NORW	1,641			1,641
		3,272		68	3,340
MAURITIUS					
WHEAT FLOUR	UK	101			101
	USA	20			20
		121			121
NIGERIA					
MILK POWDER	UK	11			11
MALT	NORW	355			355
WHEAT FLOUR	DENMK	418			418
	NORW	1,847	1,369		3,216
	UK	10,083			10,083
	USA	1,603			1,603
FOOD PREPARATIONS NES	UK	1			1
COMPLETE FEEDS	UK	8			8
ALE BEER ETC	UK	3			3
WOODPULP	DENMK			132	132
NEWSPRINT PAPER	DENMK	167			167
	NORW	196			196
PAPER PAPERBOARD NES	NORW	2			2
TEXTILE FAB MATRLS NES	UK	14			14
ALUMINUM NES	UK	292			292
METAL FAB PROD NES	UK	44			44
AUTOMOBILES AND CHASSIS	DENMK	17			17
	NORW	15			15
	UK	18			18
	USA	5			5
TRUCKS AND CHASSIS	UK	2			2
	USA	7			7
RUBBER TIRES AND TUBES	DENMK	1			1
	UK	2			2
MISC EQUIPMENT NES	UK	1			1
HOUSEHOLD GODDS	DENMK	1			1
	UK	12			12
MISC PRODUCTS NES	UK	8			8
GENERAL CARGO	UK	4			4
	USA	30			30
		15,167	1,369	132	16,668
RHODESIA AND NYASALAND					
LUMBER AND TIMBER	LIBER			37	37
				37	37

SHIPPING REPORT, 1961

TABLE 1. Cargoes Loaded at Canadian Ports for Foreign Countries, by Country of Destination, Kind of Cargo, Registry of Vessel and Geographic Area

Country of Destination and Kind of Cargo	Registry ¹ of Vessel	At Atlantic and Lower St. Lawrence Ports, Montreal and below	At Great Lakes and Upper St. Lawrence Ports above Montreal	At Pacific Ports	Total	
						Cargo tons (2000 lb.)
SIERRA LEONE WHEAT FLOUR	DENMK	2,633			2,633	
	NORW	21,515			21,515	
	UK	3,162			3,162	
	USA	316			316	
	OTHER	4,132			4,132	
	FOOD PREPARATIONS NES	UK	2			2
	LUMBER AND TIMBER	LIBER		53		53
	HOUSEHOLD GOODS	UK	1			1
	GENERAL CARGO	UK	1			1
			31,762		53	31,815
TANGANYIKA FISH CANNED	NORW	5			5	
	SALT	NORW	14		14	
	LUMBER AND TIMBER	NETH		50	50	
	NEWSPRINT PAPER	NORW	232		232	
	GENERAL CARGO	NORW	2,118		2,118	
		2,369		50	2,419	
UNION OF SOUTH AFRICA FISH FRESH OR FROZEN	NETH			21	21	
	NORW	32			32	
	FISH CANNED	NETH		41	41	
		NORW	142		142	
	WHEAT	UK		930	930	
	WHEAT FLOUR	NORW	1,900		1,900	
	POTATOES	NORW	241		241	
	FOOD PREPARATIONS NES	SWEON		9	9	
	LOGS ROUND TIMBER	NORW	3,552		3,552	
	ASBESTOS UNMANUFACTURED	NORW	28		28	
	SALT	NORW	31		31	
	WASTE AND SCRAP NES	OENMK		4	4	
	LUMBER AND TIMBER	DENMK		4,883	4,883	
		GER		7,770	7,770	
		GREEK		17,858	17,858	
		LIBER		21,636	21,636	
		NETH		13,110	13,110	
		NORW		16,433	16,433	
		SWEDN		6,277	6,277	
		UK		3,415	3,415	
	FLOORING	NETH		24	24	
	SAWMILL PRODUCTS NES	GREEK		14	14	
	VENEER AND PLYWOOD	DENMK		3	3	
		GREEK		3	3	
		LIBER		13	13	
		NORW		14	14	
		SWEON		27	27	
	UK		18	18		
WOODPULP	GER		85	85		
	GREEK		50	50		
	LIBER		1,088	1,088		
	NORW	1,000	57	1,057		
NEWSPRINT PAPER	NORW	26,042	409	26,451		
PAPER NES	GREEK		86	86		
	LIBER		40	40		
	NETH		452	452		
	NORW		3	3		
ANIMAL OILS AND FATS	NETH		694	694		
CHEMICALS NES	GREEK		4	4		
	LIBER		3	3		
	NETH		797	797		
	NORW	112		112		

1. See page 154.

SHIPPING REPORT, 1961

TABLE 1. Cargoes Loaded at Canadian Ports for Foreign Countries, by Country of Destination, Kind of Cargo, Registry of Vessel and Geographic Area

Country of Destination and Kind of Cargo	Registry ¹ of Vessel	At Atlantic and Lower St. Lawrence Ports, Montreal and below	At Great Lakes and Upper St. Lawrence Ports above Montreal	At Pacific Ports	Total
		Cargo tons (2000 lb.)			
CHEMICAL PRODUCTS NES CASTINGS AND FORGINGS IRON AND STEEL PIPES ALUMINUM BAR INGOT MACHINERY AND PARTS HOUSEHOLD GOODS MISC PRODUCTS NES GENERAL CARGO	NORW	10			10
	NETH			1	1
	NETH			1	1
	DENMK			90	90
	GER			610	610
	GREEK			1,325	1,325
	LIBER			3,984	3,984
	NETH			2,431	2,431
	NORW	1,743		1,100	2,843
	GER			1	1
	GREEK			3	3
	LIBER			3	3
	NETH			18	18
	NETH			10	10
LIBER			1	1	
NORW	5			5	
NETH			1	1	
NORW	24,255			24,255	
		59,093		105,850	164,943
BRITISH AFRICA N E S WHEAT FLOUR FRUIT PREPARATIONS NES LUMBER AND TIMBER STEEL PLATE AND SHEET MISC EQUIPMENT NES	NORW	106			106
	UK	916			916
	UK	1			1
	LIBER			1,758	1,758
	NORW	1,486			1,486
	UK	1			1
		2,510		1,758	4,268
ALGERIA WHEAT RAPESEED ASBESTOS UNMANUFACTURED WASTE AND SCRAP NES LUMBER AND TIMBER ALUMINUM BAR INGOT ALUMINUM NES MACHINERY AND PARTS GENERAL CARGO	DENMK	5,174			5,174
	GREEK	27,292			27,292
	LIBER	10,000		12,992	22,992
	NORW	25,050			25,050
	PANAM	11,025			11,025
	UK	33,338			33,338
	OTHER	13,780			13,780
	GER			10,576	10,576
	NETH			10,086	10,086
	PANAM			9,771	9,771
	UK	450			450
	UK	10			10
	ITALY			15	15
	UK			81	81
	UK	68			68
	UK	10			10
	GER			2	2
ITALY			2	2	
DENMK	17		2	19	
GER	14			14	
UK	13		123	136	
OTHER	110			111	
		126,351	129	43,522	170,002
ANGOLA WHEAT FLOUR ASBESTOS UNMANUFACTURED ALUMINUM BAR INGOT GENERAL CARGO	USA	89			89
	OTHER	2,383			2,383
	OTHER	76			76
	NORW	3			3
	USA	1			1
		2,552			2,552

SHIPPING REPORT, 1961

TABLE 1. Cargoes Loaded at Canadian Ports for Foreign Countries, by Country of Destination, Kind of Cargo, Registry of Vessel and Geographic Area

Country of Destination and Kind of Cargo	Registry ¹ of Vessel	At Atlantic and Lower St. Lawrence Ports, Montreal and below	At Great Lakes and Upper St. Lawrence Ports above Montreal	At Pacific Ports	Total
		Cargo tons (2000 lb.)			
BELGIAN CONGO WHEAT FLOUR GRAIN CEREAL PREP NES GENERAL CARGO	OTHER	208			208
	OTHER	4			4
	NORW	218			218
	USA	7			7
		437			437
FR EQUATORIAL AFRICA MILK POWDER WHEAT FLOUR TOBACCO CHEMICALS NES TRUCKS AND CHASSIS GENERAL CARGO	USA	21			21
	NORW	3			3
	USA	40			40
	USA	8			8
	OTHER	1			1
	UK	4			4
	UK	2			2
		79			79
FRENCH WEST AFRICA FISH CANNED MILK POWDER WHEAT FLOUR FUEL OIL MACHINERY AND PARTS GENERAL CARGO	USA	34			34
	UK	31			31
	UK	302			302
	USA	856			856
	NORW	147			147
	USA	1			1
	USA	1			1
			1,372		
FRENCH AFRICA N E S HOUSEHOLD GOODS	NETH			1	1
	UK	1			1
				1	2
LIBERIA MEAT AND MEAT PREP NES FISH FRESH OR FROZEN FISH SMOKEO SALTED FISH CANNEO MALT WHEAT FLOUR FOOD PREPARATIONS NES PET AND COAL PROO NES MACHINERY AND PARTS GLASS END PRODUCTS GENERAL CARGO	UK	1			1
	UK	19			19
	USA	19			19
	USA	2			2
	NORW	3			3
	UK	72			72
	USA	116			116
	UK	17			17
	NORW	9			9
	UK	239			239
	USA	252			252
	UK	2			2
	USA	15			15
	OENMK	2			2
	OENMK	1			1
UK	1			1	
USA	13			13	
		783			783
MOROCCO ASBESTOS UNMANUFACTURED WASTE AND SCRAP NES MACHINERY AND PARTS GENERAL CARGO	OENMK	167			167
	ITALY	149			149
	UK	480			480
	OENMK	5			5
	NORW			1	1
	OENMK	3	7		10
	GER	1			1

1. See page 154.

SHIPPING REPORT, 1961

45

TABLE 1. Cargoes Loaded at Canadian Ports for Foreign Countries, by Country of Destination, Kind of Cargo, Registry of Vessel and Geographic Area

Country of Destination and Kind of Cargo	Registry ¹ of Vessel	At Atlantic and Lower St. Lawrence Ports, Montreal and below	At Great Lakes and Upper St. Lawrence Ports above Montreal	At Pacific Ports	Total
		Cargo tons (2000 lb.)			
GENERAL CARGO CONTD	ITALY	223			223
	NETH	2			2
	UK	8			8
		1,038	7	1	1,046
MOZAMBIQUE					
FISH FRESH OR FROZEN	NETH			19	19
FISH CANNED	NETH			35	35
	NORW	14			14
WHEAT	GREEK			300	300
	LIBER			1,500	1,500
	NETH			1,680	1,680
	NORW	3,607		2,496	6,103
	NETH			4	4
FOOD PREPARATIONS NES	NORW	263			263
LOGS ROUND TIMBER	DENMK			1,063	1,063
LUMBER AND TIMBER	GER			1,455	1,455
	GREEK			4,939	4,939
	LIBER			8,808	8,808
	NETH			2,597	2,597
	NORW			9,131	9,131
	UK			650	650
SAWMILL PRODUCTS NES	LIBER			14	14
VENEER AND PLYWOOD	GER			8	8
	NETH			20	20
	NORW			11	11
WOODPULP	GREEK			353	353
	NORW	2,329			2,329
NEWSPRINT PAPER	LIBER			474	474
	NORW	14,336			14,336
PAPER NES	DENMK			83	83
	GREEK			35	35
	LIBER			195	195
	NETH			1,776	1,776
	NORW	85			85
PAPERBOARD	NETH			232	232
CHEMICALS NES	NETH			61	61
CHEMICAL PRODUCTS NES	LIBER			43	43
	NORW	3			3
ALUMINUM NES	NORW	39			39
MACHINERY AND PARTS	NETH			10	10
CONTAINERS NES	NETH			3	3
MISC PRODUCTS NES	NORW	7			7
GENERAL CARGO	NORW	17,287			17,287
		37,970		37,995	75,965
PORTUGUESE AFRICA NES					
WHEAT FLOUR	UK	142			142
	USA	505			505
	OTHER	385			385
		1,032			1,032
TUNISIA					
WHEAT	GER	14,085			14,085
	ITALY	11,290			11,290
	LIBER	10,250			10,250
	UK	2,400			2,400
MACHINERY AND PARTS	DENMK		8		8
	ITALY		4		4
GENERAL CARGO	DENMK		1		1
		38,025	13		38,038

SHIPPING REPORT, 1961

TABLE 1. Cargoes Loaded at Canadian Ports for Foreign Countries, by Country of Destination, Kind of Cargo, Registry of Vessel and Geographic Area

Country of Destination and Kind of Cargo	Registry ¹ of Vessel	At Atlantic and Lower St. Lawrence Ports, Montreal and below	At Great Lakes and Upper St. Lawrence Ports above Montreal	At Pacific Ports	Total
		Cargo tons (2000 lb.)			
CEYLON					
FISH FRESH OR FROZEN	NETH			4	4
FISH SMOKED SALTED	NORW	31			31
FISH CANNED	NORW			2	2
MALT	NORW			112	112
WHEAT FLOUR	GREEK			12,340	12,340
	LIBER			11,200	11,200
CEREALS MILLED NES	NETH			5	5
	NORW			3	3
ASBESTOS UNMANUFACTURED	UK	1,681			1,681
WOODPULP	ITALY			562	562
NEWSPRINT PAPER	UK	1,333			1,333
STEEL BAR AND ROD	UK	457			457
STEEL PLATE AND SHEET	UK	11			11
STRUCTURAL SHAPES	UK	293			293
IRON AND STEEL NES	UK	69			69
ALUMINUM BAR INGOT	UK	22			22
ALUMINUM NES	UK	23			23
METAL FAB PROD NES	UK	155			155
MISC FAB MATRLS NES	UK	146			146
MACHINERY AND PARTS	UK	96			96
MISC VEH AND PARTS NES	NORW			3	3
	UK	32			32
HOUSEHOLD GOODS	UK	83			83
GENERAL CARGO	NETH			1	1
	UK	810			810
		5,242		24,232	29,474
HONG KONG					
MEAT FRESH	NORW			45	45
	USA			2	2
MEAT AND MEAT PREP NES	JAPAN			6	6
	NORW			9	9
FISH FRESH OR FROZEN	NETH			51	51
	NORW			12	12
FISH SMOKED SALTED	NORW			199	199
	USA			6	6
FISH CANNED	NORW			6	6
	USA			3	3
MILK POWDER	NORW			14	14
DAIRY PRODUCE NES	NETH			15	15
	NORW			28	28
	USA			14	14
	OTHER			15	15
OATS	NORW			46	46
WHEAT	NETH			2,240	2,240
	NORW			12,187	12,187
	OTHER			532	532
MALT	NETH			104	104
	NORW			277	277
	USA			221	221
	OTHER			220	220
WHEAT FLOUR	JAPAN			2,715	2,715
	NETH			4,459	4,459
	NORW			8,723	8,723
	SWEDN			128	128
	USA			3,037	3,037
	OTHER			828	828
CEREALS MILLED NES	NETH			88	88
	NORW			211	211
	USA			55	55
	OTHER			92	92
APPLES	NORW			89	89
NUTS NES	NETH			6	6

1 See page 154.

SHIPPING REPORT, 1961

TABLE 1. Cargoes Loaded at Canadian Ports for Foreign Countries, by Country of Destination, Kind of Cargo, Registry of Vessel and Geographic Area

Country of Destination and Kind of Cargo	Registry ¹ of Vessel	At Atlantic and Lower St. Lawrence Ports, Montreal and below	At Great Lakes and Upper St. Lawrence Ports above Montreal	At Pacific Ports	Total
		Cargo tons (2000 lb.)			
VEGETABLES FRESH NES	NORW			3	3
VEGETABLES FROZEN	NORW			1	1
	USA			1	1
BEANS AND PEAS DRIED	NORW			12	12
VEGETABLE PREPARATIONS	JAPAN	3			3
	NORW			2	2
SPICES	USA			3	3
MARG SHORTENING LARD	NETH			40	40
FOOD PREPARATIONS NES	SWEDN			22	22
GRAIN FEEDS NES	JAPAN			5	5
	NETH			6	6
	NORW			52	52
COMPLETE FEEDS	NORW			14	14
DIST ALCOHOLIC BEV	JAPAN			11	11
	NETH			32	32
	USA			11	11
	OTHER			21	21
RAW HIDES AND SKINS	JAPAN	31			31
CRUDE VEG MATRLS NES	JAPAN			173	173
	USA			123	123
	OTHER			157	157
TEXTILE FIBRES NES	NETH			1	1
	NORW			11	11
IRON AND STEEL SCRAP	NORW			12	12
NON FERROUS METAL SCRAP	NORW			16	16
	USA			48	48
ASBESTOS UNMANUFACTURED	DENMK	35			35
STONE CRUDE NES	NETH			4	4
	NORW			6	6
LEATHER	NETH			2	2
	NORW			7	7
	OTHER			1	1
LUMBER AND TIMBER	NORW			1,616	1,616
NEWSPRINT PAPER	DENMK	203			203
	NORW			295	295
	SWEDN			31	31
	USA			33	33
	OTHER			33	33
PAPER NES	JAPAN			108	108
	NETH			1,102	1,102
	NORW			101	101
	USA			67	67
TEXTILE FAB MATRLS NES	JAPAN			13	13
	NETH			14	14
	NORW			11	11
	SWEDN			33	33
	USA			13	13
ANIMAL OILS AND FATS	NORW			18	18
CHEMICALS NES	DENMK	90			90
	JAPAN		554	2	556
	NETH			7	7
	NORW			26	26
	OTHER			49	49
CHEMICAL PRODUCTS NES	DENMK	410	665		1,075
	ITALY		947		947
	JAPAN	110	638	695	1,443
	NETH			771	771
	NORW			1,592	1,592
	USA			828	828
	OTHER			531	531
STEEL PLATE AND SHEET	JAPAN	47			47
ALUMINUM BAR INGOT	DENMK	424			424
	JAPAN	1			1
	NETH			4,054	4,054
	NORW			4,812	4,812

SHIPPING REPORT, 1961

TABLE 1. Cargoes Loaded at Canadian Ports for Foreign Countries, by Country of Destination, Kind of Cargo, Registry of Vessel and Geographic Area

Country of Destination and Kind of Cargo	Registry ¹ of Vessel	At Atlantic and Lower St. Lawrence Ports, Montreal and below	At Great Lakes and Upper St. Lawrence Ports above Montreal	At Pacific Ports	Total
HONG KONG CONTD					
ALUMINUM BAR INGOT CONTD	USA			1,600	1,600
ALUMINUM NES	DENMK	31			31
COPPER UNALLOYED	JAPAN	17			17
COPPER ALLOYED	JAPAN	13			13
LEAD BAR INGOT PIG	USA			20	20
NICKEL AND ALLOYS	NETH			24	24
ZINC BAR INGOT PIG	NETH			242	242
	NORW			156	156
	USA			162	162
NON MET MIN PROD NES	NORW			1	1
MACHINERY AND PARTS	NORW			1	1
	USA			2	2
AUTOMOBILES AND CHASSIS	JAPAN			14	14
	NETH			15	15
	NORW			16	16
	OTHER			14	14
MISC VEH AND PARTS NES	USA			7	7
MISC EQUIPMENT NES	USA			1	1
HOUSEHOLD GOODS	JAPAN			1	1
	NORW			15	15
	SWEDN			142	142
MISC PRODUCTS NES	JAPAN	1		3	4
	NETH			3	3
	NORW			3	3
GENERAL CARGO	DENMK	4,000			4,000
	GREEK	1,398			1,398
	JAPAN	1,543	1,496	2	3,041
	NETH	1,353		13	1,366
	NORW	1,001		2	1,003
	SWEDN			23	23
	UK	234		236	470
	USA			58	58
	OTHER			1	1
		10,945	4,300	57,112	72,357
INDIA					
MEAT AND MEAT PREP NES	UK	2			2
FISH FRESH OR FROZEN	NETH			7	7
FISH CANNED	NETH	6		1	7
MILK POWDER	NETH	7			7
	UK	27			27
WHEAT	GREEK	62,790			62,790
	ITALY	19,880			19,880
	JAPAN			898	898
	LIBER	35,492			35,492
	NETH	551			551
	PANAM	24,500			24,500
	UK	23,397			23,397
WHEAT FLOUR	JAPAN			1,621	1,621
	NORW			35	35
	USA			112	112
RUBBER AND GUMS NATURAL	UK	265			265
NICKEL ORE AND CONC	GREEK			6	6
NON FERROUS METAL SCRAP	GREEK			50	50
	NETH		110	117	227
	NORW			86	86
	UK	9			9
	USA			84	84
ASBESTOS UNMANUFACTURED	NETH	599			599
	UK	3,709			3,709
WOODPULP	GREEK			95	95
	ITALY			2,164	2,164
	NETH			5,753	5,753
	NORW			5,021	5,021

1. See page 154.

SHIPPING REPORT, 1961

TABLE 1. Cargoes Loaded at Canadian Ports for Foreign Countries, by Country of Destination, Kind of Cargo, Registry of Vessel and Geographic Area

Country of Destination and Kind of Cargo	Registry ¹ of Vessel	At Atlantic and Lower St. Lawrence Ports, Montreal and below	At Great Lakes and Upper St. Lawrence Ports above Montreal	At Pacific Ports	Total
WOODPULP CONTD	UK	4,127			4,127
	USA			943	943
	OTHER	2,734		4,650	7,384
NEWSPRINT PAPER	NETH			7,645	7,645
	NORW			1,599	1,599
	UK	1,394			1,394
PAPER NES	USA			722	722
	OTHER	83			83
	NORW			103	103
PAPERBOARD	UK	895			895
TEXTILE FAB MATRLS NES	GREEK			1	1
	GREEK			125	125
	NETH			284	284
CHEMICALS NES	NORW			136	136
	UK	949			949
	USA			6	6
FERTILIZERS ETC	OTHER			56	56
	NETH			1,653	1,653
	UK	170			170
CHEMICAL PRODUCTS NES	UK	3,779			3,779
	UK		29		29
	NETH				
IRON STEEL INGOT ETC	UK	87			87
	GREEK	302			302
	UK	2,385			2,385
STEEL BAR AND ROD	UK	5			5
	DENMK	10			10
	GREEK	347			347
STEEL PLATE AND SHEET	NETH	602		234	836
	NORW	496			496
	UK	13,063			13,063
IRON AND STEEL PIPES	UK	73			73
	OTHER	306			306
	UK	4,265			4,265
ALUMINUM BAR INGOT	UK	66			66
	NETH		1		1
	UK	238			238
ALUMINUM NES	GREEK			403	403
	NETH			2,204	2,204
	NORW			729	729
COPPER UNALLOYED	USA			112	112
	OTHER			1,034	1,034
	NETH			112	112
COPPER ALLOYED	GREEK			12	12
	ITALY			2	2
	NETH	7		52	59
COPPER AND ALLOYS NES	NORW			9	9
	UK	164			164
	USA			45	45
LEAD BAR INGOT PIG	OTHER			6	6
	GREEK			657	657
	ITALY			1,417	1,417
LEAD AND ALLOYS NES	NETH			6,491	6,491
	NORW			3,298	3,298
	UK	1,382			1,382
NICKEL AND ALLOYS	USA			91	91
	OTHER			1,250	1,250
	NORW			397	397
ZINC BAR INGOT PIG	NETH			12	12
	NORW			1	1
	OTHER			2	2
ZINC AND ALLOYS NES	NETH	2			2
	UK	110			110
	NETH			3	3
NON FERROUS METALS NES	NORW			5	5
	UK	4			4
	UK				
METAL FAB PROD NES					
	UK				
	NETH				
NON MET MIN PROD NES					
	UK				
	NETH				
MACHINERY AND PARTS					
	UK				
	NETH				

SHIPPING REPORT, 1961

TABLE 1. Cargoes Loaded at Canadian Ports for Foreign Countries, by Country of Destination, Kind of Cargo, Registry of Vessel and Geographic Area

Country of Destination and Kind of Cargo	Registry ¹ of Vessel	At Atlantic and Lower St. Lawrence Ports, Montreal and below	At Great Lakes and Upper St. Lawrence Ports above Montreal	At Pacific Ports	Total
INDIA CONTD					
RAILWAY ROLLING STOCK	UK	1,001			1,001
AUTOMOBILES AND CHASSIS	JAPAN			2	2
	NETH			1	1
	UK	200			200
MOTOR VEH PARTS NES	NETH		6		6
	UK	184			184
MISC VEH AND PARTS NES	UK	48			48
HOUSEHOLD GOODS	NETH			2	2
	USA			2	2
MISC PRODUCTS NES	USA	1			1
GENERAL CARGO	NETH	126	126	2	254
	UK	2,481		2	2,483
	USA			13	13
		213,320	272	52,575	266,167
MALAYA AND SINGAPORE					
MEAT FRESH	NORW			3	3
MEAT AND MEAT PREP NES	NORW			16	16
	USA	2			2
FISH FRESH OR FROZEN	NETH			8	8
	NORW			45	45
FISH CANNED	USA	5			5
	JAPAN			2	2
	NETH			3	3
	NORW			26	26
	USA			5	5
DAIRY PRODUCE NES	NORW			15	15
OATS	JAPAN			27	27
	NORW			201	201
WHEAT	NORW			560	560
WHEAT FLOUR	JAPAN			2,310	2,310
	NETH			3,173	3,173
	NORW			7,001	7,001
	USA			340	340
CEREALS MILLED NES	JAPAN			110	110
	NETH			388	388
	NORW			1,086	1,086
	USA			336	336
APPLES	NETH			127	127
	NORW			228	228
VEGETABLES FRESH NES	NORW			1	1
VEGETABLE PREPARATIONS	NORW			4	4
COFFEE	NETH		2		2
FOOD PREPARATIONS NES	DENMK	7			7
HULLS SCREENINGS ETC	NETH			4	4
DIST ALCOHOLIC BEV	NETH			6	6
	NORW			1	1
CRUDE VEG MATRLS NES	DENMK	33			33
ASBESTOS UNMANUFACTURED	DENMK	919			919
SULPHUR	NORW			275	275
LUMBER AND TIMBER	USA			380	380
VENEER AND PLYWOOD	NORW			3	3
NEWSPRINT PAPER	DENMK	57			57
	NORW			90	90
	USA			44	44
TEXTILE FAB MATRLS NES	NETH			1	1
	USA			1	1
CHEMICALS NES	DENMK	328			328
	NORW			3	3
CHEMICAL PRODUCTS NES	DENMK	78			78
	JAPAN			1	1
	NETH			2	2
	NORW			215	215
ALUMINUM BAR INGOT	DENMK	5			5

1. See page 154.

SHIPPING REPORT, 1961

TABLE 1. Cargoes Loaded at Canadian Ports for Foreign Countries, by Country of Destination, Kind of Cargo, Registry of Vessel and Geographic Area

Country of Destination and Kind of Cargo	Registry of Vessel	At Atlantic and Lower St. Lawrence Ports, Montreal and below	At Great Lakes and Upper St. Lawrence Ports above Montreal	At Pacific Ports	Total
		Cargo tons (2000 lb.)			
ALUMINUM NES	DENMK	195			195
COPPER AND ALLOYS NES	DENMK	1			1
METAL FAB PROD NES	DENMK	49			49
	USA	1			1
MACHINERY AND PARTS	NETH			6	6
	NORW			1	1
TRUCKS AND CHASSIS	DENMK	69			69
MOTOR VEH PARTS NES	NETH			1	1
MISC VEH AND PARTS NES	USA	1			1
MISC EQUIPMENT NES	DENMK	5			5
HOUSEHOLD GOODS	NDRW			18	18
WOOD END PRODUCTS	NORW			6	6
MISC PRODUCTS NES	NORW			1	1
GENERAL CARGO	DENMK	1,169			1,169
	GREEK	16			16
	JAPAN		4		4
	NETH	27		7	34
	NORW			2	2
	USA			1	1
		2,967	6	17,084	20,057
PAKISTAN					
WHEAT	JAPAN	16,050			16,050
	NETH			1,568	1,568
	NORW	16,240			16,240
	PANAM	11,200			11,200
	UK	8,795			8,795
	OTHER	14,448			14,448
FOOD PREPARATIONS NES	NETH			3	3
ASBESTOS UNMANUFACTURED	UK	648			648
VENEER AND PLYWOOD	NETH			47	47
WOODPULP	NETH			3,655	3,655
	NORW			2,232	2,232
	UK	45			45
NEWSPRINT PAPER	USA			9,421	9,421
FERTILIZERS ETC	UK	9			9
	GREEK			42,953	42,953
	NORW			1,625	1,625
	OTHER			11,077	11,077
IRON STEEL INGOT ETC	UK	243			243
STEEL BAR AND ROD	UK	345			345
STEEL PLATE AND SHEET	UK	1,825			1,825
ALUMINUM BAR INGOT	GREEK	619			619
	JAPAN			10	10
	NETH			953	953
	NORW			212	212
	UK	2,440			2,440
	USA			136	136
ALUMINUM NES	UK	201			201
NICKEL AND ALLOYS	NETH			4	4
NON MET MIN PROD NES	UK	148			148
MACHINERY AND PARTS	NETH			14	14
AUTOMOBILES AND CHASSIS	UK	255			255
MOTOR VEH PARTS NES	UK	10			10
HOUSEHOLD GOODS	NETH			1	1
GENERAL CARGO	NETH	9	12		21
	NORW	280			280
	UK	700			700
	USA			1	1
		74,510	12	73,912	148,434
BR EAST INDIES N E S					
WHEAT FLOUR	JAPAN			4	4
				4	4

SHIPPING REPORT, 1961

TABLE 1. Cargoes Loaded at Canadian Ports for Foreign Countries, by Country of Destination, Kind of Cargo, Registry of Vessel and Geographic Area

Country of Destination and Kind of Cargo	Registry ¹ of Vessel	At Atlantic and Lower St. Lawrence Ports, Montreal and below	At Great Lakes and Upper St. Lawrence Ports above Montreal	At Pacific Ports	Total
BURMA					
WHEAT	ITALY	1,000			1,000
WHEAT FLOUR	JAPAN			2,729	2,729
ASBESTOS UNMANUFACTURED	JAPAN			2,729	2,729
	NETH	505			505
	UK	207			207
TEXTILE FAB MATRLS NES	GREEK			2	2
ALUMINUM BAR INGOT	UK	55			55
MACHINERY AND PARTS	NORW			12	12
MISC PRODUCTS NES	NETH		1		1
		1,767	1	5,472	7,240
CHINA COMMUNIST					
BARLEY	GER			85,105	85,105
	GREEK			464,716	464,716
	NORW			61,155	61,155
	UK			48,498	48,498
	OTHER			20,172	20,172
WHEAT	DENMK			10,500	10,500
	GER			56,603	56,603
	GREEK	60,516		464,693	525,209
	ITALY	30,800			30,800
	LIBER	15,175		27,250	42,425
	NETH			36,740	36,740
	NORW	39,600		360,630	400,230
	SWEDN	19,500			19,500
	UK	28,225		321,103	349,328
	USA			15,422	15,422
TEXTILE FIBRES NES	ITALY	84			84
WOODPULP	NORW			1,625	1,625
NEWSPRINT PAPER	GER			2,014	2,014
	NORW			3,902	3,902
PAPER NES	NORW			5,258	5,258
PAPERBOARD	GER			1,005	1,005
TEXTILE FAB MATRLS NES	SWEDN	70			70
FUEL OIL	LIBER			120	120
GENERAL CARGO	NORW			1	1
		193,970		1,986,512	2,180,482
INDONESIA					
DAYS	NORW			143	143
WHEAT FLOUR	USA			4,352	4,352
CEREALS MILLED NES	NORW			260	260
	USA			133	133
CHEMICALS NES	DENMK	50			50
	USA	2			2
ALUMINUM BAR INGOT	DENMK	28			28
AUTOMOBILES AND CHASSIS	USA	2			2
MISC VEH AND PARTS NES	NORW	247			247
HOUSEHOLD GOODS	NORW			3	3
	USA	4			4
MISC PRODUCTS NES	USA	16			16
GENERAL CARGO	DENMK	1,178			1,178
	NORW	7			7
	USA	3			3
		1,537		4,891	6,428
JAPAN					
MEAT FRESH	JAPAN			41	41
	USA			13	13
MEAT AND MEAT PREP NES	DENMK	3			3
	JAPAN			134	134

1. See page 154.

SHIPPING REPORT, 1961

TABLE 1. Cargoes Loaded at Canadian Ports for Foreign Countries, by Country of Destination, Kind of Cargo, Registry of Vessel and Geographic Area

Country of Destination and Kind of Cargo	Registry ¹ of Vessel	At Atlantic and Lower St. Lawrence Ports, Montreal and below	At Great Lakes and Upper St. Lawrence Ports above Montreal	At Pacific Ports	Total
		Cargo tons (2000 lb.)			
MEAT AND MEAT PREP CONTD	UK			11	11
	USA			131	131
FISH CANNED	JAPAN	4			4
	USA			27	27
MARINE ANIMALS NES	JAPAN			148	148
	USA			5	5
MILK POWDER	JAPAN			560	560
RYE	GREEK			5,898	5,898
	NETH			2,319	2,319
	NORW			4,362	4,362
WHEAT	GREEK	5,879		707,699	713,578
	JAPAN			122,824	122,824
	LIBER			424,169	424,169
	NETH			82,516	82,516
	NORW			145,985	145,985
	PANAM			12,500	12,500
	SWEDN			48,257	48,257
	UK			30,724	30,724
MALT	JAPAN			1,877	1,877
WHEAT FLOUR	DENMK	422			422
	JAPAN	1,900		23,918	25,818
	NORW			1,548	1,548
	USA			192	192
CEREALS MILLED NES	JAPAN			3	3
SUGAR	USA			23	23
FOOD PREPARATIONS NES	JAPAN			23	23
	USA			34	34
HAY AND STRAW	USA			4	4
HULLS SCREENINGS ETC	JAPAN			1,818	1,818
	LIBER			4,278	4,278
	NETH			3,039	3,039
	NORW			4,480	4,480
	OTHER			2,637	2,637
BRAN SHORTS MIDLINGS	GREEK			1,120	1,120
	JAPAN			4,876	4,876
	USA			939	939
	OTHER			1,323	1,323
GRAIN FEEDS NES	JAPAN			571	571
	NORW			1,624	1,624
	UK			4,235	4,235
FEEDS ANIMAL ORIGIN	JAPAN			711	711
	OTHER			56	56
COMPLETE FEEDS	GREEK			6,364	6,364
	JAPAN			4,359	4,359
	NETH			3,390	3,390
	USA			2,663	2,663
	OTHER			2,964	2,964
DIST ALCOHOLIC BEV	UK			2	2
	USA			85	85
RAW HIDES AND SKINS	DENMK	77			77
	GER			20	20
	GREEK			19	19
	JAPAN	317		441	758
	NORW			13	13
	UK			266	266
	USA			1,975	1,975
	OTHER			34	34
CRUDE ANIMAL PROD NES	USA			12	12
SEEDS FOR SOWING NES	JAPAN			27	27
	USA			38	38
FLAXSEED	GREEK			33,415	33,415
	JAPAN			7,757	7,757
	LIBER			8,327	8,327
	NETH			26,376	26,376
	NORW			11,622	11,622

SHIPPING REPORT, 1961

TABLE 1. Cargoes Loaded at Canadian Ports for Foreign Countries, by Country of Destination, Kind of Cargo, Registry of Vessel and Geographic Area.

Country of Destination and Kind of Cargo	Registry ¹ of Vessel	At Atlantic and Lower St. Lawrence Ports, Montreal and below	At Great Lakes and Upper St. Lawrence Ports above Montreal	At Pacific Ports	Total
Cargo tons (2000 lb.)					
JAPAN CONTD					
FLAXSEED CONTD	UK			7,265	7,265
	USA			10,170	10,170
	OTHER			2,340	2,340
MUSTARD SEED	GREEK			1,532	1,532
	JAPAN			95	95
	NETH			1,606	1,606
RAPESEED	USA			813	813
	OTHER			535	535
	DENMK			529	529
	GREEK			8,113	8,113
	NETH			6,197	6,197
OIL SEEDS NUTS NES CRUDE VEG MATRLS NES	USA			1,772	1,772
	OTHER			3,063	3,063
	JAPAN			1,147	1,147
	USA			71	71
	OTHER			269	269
LOGS ROUND TIMBER	GREEK			16	16
	JAPAN			9,036	9,036
	LIBER			66,576	66,576
	NORW			2,426	2,426
	PANAM			21,864	21,864
	SWEDN			47,169	47,169
	UK			10,123	10,123
	USA			18,929	18,929
	OTHER			450	450
	JAPAN		2	2,074	2,074
WOOL AND ANIMAL HAIR	JAPAN			1	3
	JAPAN			19,347	19,347
COPPER ORE AND CONC	GER			13,825	13,825
	GREEK			106,138	106,138
IRON ORE AND CONC	JAPAN			847,183	847,183
	NORW	12,880		108,460	121,340
	SWEDN			112,677	112,677
	OTHER			2,355	2,355
	JAPAN			13,347	13,347
NICKEL ORE AND CONC MET ORES NES	DENMK	8,729			8,729
	JAPAN	24,102		12	24,114
IRON AND STEEL SCRAP	NORW			3	3
	USA			4	4
	CAN	10,952			10,952
	DENMK	1,324		3,109	4,433
	GREEK	64,993	41,888	8,950	115,831
	ITALY	36,866	35,618		72,484
	JAPAN	1,312		3,154	4,466
	LIBER	46,102	44,117	16,686	106,905
	NORW	10,812	19,454	79	30,345
	PANAM	17,487	12,656	2,175	32,318
NON FERROUS METAL SCRAP	UK	6,683	5,040	4,359	16,082
	USA			1,353	1,353
	OTHER	12,862	14,020	9,856	36,738
	DENMK	2,887			2,887
	GREEK			118	118
	JAPAN	1,524		901	2,425
	LIBER			118	118
	NORW			82	137
	PANAM		55	119	119
	UK			123	123
SLAGS DROSSES ETC COAL BITUMINOUS	USA			949	949
	OTHER			289	289
	USA			23	23
	GREEK			11,782	11,782
	ITALY			13,177	13,177
	JAPAN			444,177	444,177
	NORW			175,955	175,955
PANAM			9,133	9,133	

1. See page 154.

SHIPPING REPORT, 1961

TABLE 1. Cargoes Loaded at Canadian Ports for Foreign Countries, by Country of Destination, Kind of Cargo, Registry of Vessel and Geographic Area

Country of Destination and Kind of Cargo	Registry ¹ of Vessel	At Atlantic and Lower St. Lawrence Ports, Montreal and below	At Great Lakes and Upper St. Lawrence Ports above Montreal	At Pacific Ports	Total
COAL BITUMINOUS CONTD	SWEDN			10,854	10,854
	UK			11,200	11,200
	OTHER			26,452	26,452
ASBESTOS UNMANUFACTURED	DENMK	26,565			26,565
	JAPAN	38,268		1,097	39,365
	NETH	4,273			4,273
	NORW			303	303
	UK			50	50
	USA			268	268
	OTHER			167	167
	USA			6	6
NON MET MIN CRUDE NES	DENMK	1			1
WASTE AND SCRAP NES	JAPAN	220		260	480
	USA			64	64
RUBBER FAB MATERIALS	OTHER			16	16
	JAPAN	141			141
	DENMK			2,989	2,989
	GREEK			99,693	99,693
	ITALY			3,091	3,091
	JAPAN			11,776	11,776
	LIBER			55,047	55,047
	NORW			25,211	25,211
	PANAM			4,789	4,789
	SWEDN			3,874	3,874
LUMBER AND TIMBER	UK			36,888	36,888
	USA			4,424	4,424
	OTHER			33,642	33,642
	LIBER			77	77
	NORW			25	25
	JAPAN			84	84
	JAPAN			58	58
	DENMK	24			24
	JAPAN			10,710	10,710
	NORW			160	160
WOODPULP	USA			9,179	9,179
	OTHER			4	4
RAILWAY TIES	JAPAN			53	53
	JAPAN			55	55
SAWMILL PRODUCTS NES	NORW			10	10
	JAPAN			84	84
VENEER AND PLYWOOD	JAPAN			58	58
	DENMK	24			24
NEWSPRINT PAPER	JAPAN			10,710	10,710
	USA			160	160
	OTHER			9,179	9,179
	JAPAN			4	4
	JAPAN			53	53
PAPER NES	JAPAN			55	55
	NORW			10	10
TEXTILE FAB MATRLS NES	JAPAN	5		166	171
	USA			1	1
ANIMAL OILS AND FATS	JAPAN			4,542	4,542
	USA			932	932
	DENMK	2			2
CHEMICALS NES	GREEK			16	16
	JAPAN			171	171
	LIBER			12	12
	UK			6	6
	USA			101	101
	JAPAN			10	10
	JAPAN		1,614	1,864	3,478
FERTILIZERS ETC	NDRW			11	11
	UK			54	54
	USA			334	334
	OTHER			57	57
	UK			10	10
COKE	GREEK	15,070			15,070
	JAPAN	6,549			6,549
PIG IRON	LIBER	14,300			14,300
	DENMK	11,259			11,259
	GREEK	39,658	9,990	5,369	55,017
	ITALY	1,542	9,420		10,962
	LIBER	12,661			12,661
IRON STEEL INGOT ETC	UK			6,556	6,556
	JAPAN			54	54

SHIPPING REPORT, 1961

TABLE 1. Cargoes Loaded at Canadian Ports for Foreign Countries, by Country of Destination, Kind of Cargo, Registry of Vessel and Geographic Area

Country of Destination and Kind of Cargo	Registry ¹ of Vessel	At Atlantic and Lower St. Lawrence Ports, Montreal and below	At Great Lakes and Upper St. Lawrence Ports above Montreal	At Pacific Ports	Total
		Cargo tons (2000 lb.)			
JAPAN CONTD					
IRON STEEL INGOT ETC CONTD	OTHER			868	868
STEEL PLATE AND SHEET	JAPAN			150	150
RAILS AND TRACK MATRL	LIBER			3,014	3,014
	NORW			1,101	1,101
	UK			750	750
	USA			198	198
IRON AND STEEL NES	JAPAN			259	259
	USA			21	21
ALUMINUM BAR INGOT	DENMK	2,742			2,742
	ITALY			1,500	1,500
	JAPAN	3,933		5,841	9,774
	NETH			2,205	2,205
	NORW			1,681	1,681
	USA			10,047	10,047
ALUMINUM NES	JAPAN	40			40
COPPER UNALLOYED	DENMK	335			335
	JAPAN	474			474
COPPER ALLOYED	JAPAN	11			11
COPPER AND ALLOYS NES	JAPAN	144			144
LEAD BAR INGDT PIG	JAPAN			822	822
	NORW			365	365
	UK			256	256
	USA			4,805	4,805
NICKEL AND ALLOYS	ITALY			1	1
	JAPAN			5,057	5,057
ZINC BAR INGOT PIG	DENMK	14			14
	JAPAN			4,378	4,378
	UK			179	179
	USA			8,008	8,008
NON FERROUS METALS NES	JAPAN	3			3
	USA			1	1
METAL FAB PROD NES	JAPAN			3	3
	NORW			3	3
	SWEDN			14	14
PLATE AND SHEET GLASS	JAPAN			5	5
MACHINERY AND PARTS	DENMK	14			14
	JAPAN	22		18	40
	USA			181	181
RAILWAY ROLLING STOCK	LIBER			301	301
	OTHER			222	222
AUTOMOBILES AND CHASSIS	JAPAN	32			32
TRUCKS AND CHASSIS	JAPAN			2	2
MOTOR VEH PARTS NES	JAPAN			11	11
	OTHER			301	301
MISC VEH AND PARTS NES	JAPAN			7	7
	OTHER			1,767	1,767
MISC EQUIPMENT NES	JAPAN			31	31
	USA			6	6
HOUSEHOLD GOODS	JAPAN		3	12	15
	USA			2	2
CONTAINERS EMPTY	USA			1	1
CONTAINERS NES	USA			3	3
MISC PRODUCTS NES	JAPAN			2	2
	NORW			1	1
	SWEDN			9	9
	USA			1	1
GENERAL CARGO	DENMK	21,033			21,033
	GREEK	5,425			5,425
	JAPAN	31,903	3,331	1,421	36,655
	LIBER	2,700			2,700
	NETH	2,104			2,104
	NORW	1,649			1,649
	SWEDN	100		19	119
	UK	2,688		34	2,722
	USA			194	194
		514,023	197,206	4,340,940	5,052,169

1. See page 154.

SHIPPING REPORT, 1961

TABLE 1. Cargoes Loaded at Canadian Ports for Foreign Countries, by Country of Destination, Kind of Cargo, Registry of Vessel and Geographic Area

Country of Destination and Kind of Cargo	Registry ¹ of Vessel	At Atlantic and Lower St. Lawrence Ports, Montreal and below	At Great Lakes and Upper St. Lawrence Ports above Montreal	Cargo tons (2000 lb.)	
				At Pacific Ports	Total
KOREA					
MALT	USA			110	110
SUGAR	USA			23	23
RAW HIDES AND SKINS	USA			7	7
FLAXSEED	USA			784	784
ASBESTOS UNMANUFACTURED	DENMK	30			30
WOODPULP	USA			637	637
PAPER NES	USA			34	34
TEXTILE FAB MATRLS NES	NORW			1	1
CHEMICALS NES	USA			3,347	3,347
FERTILIZERS ETC	GER			6,820	6,820
	LIBER			22,013	22,013
	NORW			15,247	15,247
	USA			12,635	12,635
LEAD BAR INGOT PIG	USA			55	55
ZINC BAR INGOT PIG	USA			366	366
HOUSEHOLD GOODS	USA			1	1
CONTAINERS EMPTY	GER			74	74
	NORW			162	162
	USA			35	35
CONTAINERS NES	LIBER			233	233
	USA			42	42
GENERAL CARGO	GREEK	30			30
	ITALY	700			700
	JAPAN	1			1
	USA			11	11
		761		62,637	63,398
PHILIPPINES					
OATS	OTHER			236	236
WHEAT	ITALY			3,500	3,500
	NETH			2,212	2,212
	NORW			26,948	26,948
	SWEDN			1,607	1,607
	OTHER			21,996	21,996
MALT	NETH			772	772
	NORW			2,798	2,798
	USA			1,161	1,161
	OTHER			1,650	1,650
WHEAT FLOUR	NETH			6,569	6,569
	NORW			25,057	25,057
	SWEDN			938	938
	USA			11,702	11,702
	OTHER			8,870	8,870
CEREALS MILLED NES	NORW			629	629
FOOD PREPARATIONS NES	NORW			5	5
DIST ALCOHOLIC BEV	NETH			1	1
	NORW			2	2
	USA			6	6
RAW HIDES AND SKINS	USA			13	13
ASBESTOS UNMANUFACTURED	DENMK	707			707
WOODPULP	DENMK	499			499
	NETH			200	200
	NORW			5,358	5,358
	USA			2,293	2,293
	OTHER			5,821	5,821
NEWSPRINT PAPER	DENMK	9,521			9,521
	NETH			189	189
	NORW			936	936
	USA			3,096	3,096
	OTHER			2,466	2,466
PAPER NES	NETH			30	30
	USA			30	30
CHEMICALS NES	DENMK	43			43

SHIPPING REPORT, 1961

TABLE 1. Cargoes Loaded at Canadian Ports for Foreign Countries, by Country of Destination, Kind of Cargo, Registry of Vessel and Geographic Area

Country of Destination and Kind of Cargo	Registry ¹ of Vessel	At Atlantic and Lower St. Lawrence Ports, Montreal and below	At Great Lakes and Upper St. Lawrence Ports above Montreal	At Pacific Ports	Total
		Cargo tons (2000 lb.)			
PHILIPPINES CONTD					
CHEMICALS NES CONTD	OTHER			100	100
FERTILIZERS ETC	NORW			552	552
	OTHER			143	143
CHEMICAL PRODUCTS NES	NORW			2	2
CASTINGS AND FORGINGS	OTHER			441	441
STEEL PLATE AND SHEET	ITALY	2,200			2,200
IRON AND STEEL PIPES	NORW			2	2
ALUMINUM NES	DENMK	32			32
LEAD BAR INGOT PIG	NETH			56	56
	USA			18	18
TIN AND ALLOYS	NORW			275	275
ZINC BAR INGOT PIG	NETH			14	14
	NORW			2,602	2,602
MACHINERY AND PARTS	NORW			6	6
	USA			2	2
	OTHER			8	8
RUBBER TIRES AND TUBES	NORW			6	6
MISC EQUIPMENT NES	NORW			8	8
HOUSEHOLD GOODS	NETH			1	1
	USA	1			1
GENERAL CARGO	DENMK	2,768			2,768
	GREEK	367			367
	JAPAN	2	51		53
	NORW			1	1
	UK			6	6
	USA			1	1
		16,140	51	141,335	157,526
PORTUGUESE INDIA					
FISH FRESH OR FROZEN	JAPAN			2	2
FISH CANNED	JAPAN			1	1
WHEAT	JAPAN			624	624
WHEAT FLOUR	JAPAN			1,592	1,592
	NORW			61	61
CEREALS MILLED NES	JAPAN			1	1
GENERAL CARGO	JAPAN			1	1
				2,282	2,282
PORTUGUESE ASIA N E S					
WHEAT FLOUR	JAPAN			33	33
TAIWAN					
WHEAT	NORW			6,160	6,160
	OTHER			2,240	2,240
BRAN SHORTS MIDLINGS	USA			380	380
	OTHER			200	200
DIST ALCOHOLIC BEV	USA			3	3
RAW HIDES AND SKINS	JAPAN	78			78
	USA			20	20
FLAXSEED	OTHER			2,128	2,128
IRON AND STEEL SCRAP	USA			957	957
ASRESTOS UNMANUFACTURED	DENMK	558			558
SULPHUR	GREEK			11,023	11,023
	NORW			5,512	5,512
WOODPULP	USA			274	274
	OTHER			4,903	4,903
CHEMICALS NES	DENMK	98			98
	USA			63	63
CHEMICAL PRODUCTS NES	USA			9	9
FUEL OIL	CAN			59	59
LEAD BAR INGOT PIG	USA			314	314
ZINC BAR INGOT PIG	JAPAN			44	44
	NORW			55	55
	USA			132	132
NON FERROUS METALS NES	USA			304	304

1. See page 154.

SHIPPING REPORT, 1961

TABLE 1. Cargoes Loaded at Canadian Ports for Foreign Countries, by Country of Destination, Kind of Cargo, Registry of Vessel and Geographic Area

Country of Destination and Kind of Cargo	Registry ¹ of Vessel	At Atlantic and Lower St. Lawrence Ports, Montreal and below	At Great Lakes and Upper St. Lawrence Ports above Montreal	At Pacific Ports	Total
		Cargo tons (2000 lb.)			
METAL FAB PROD NES	DENMK	6			6
MACHINERY AND PARTS	NORW			1	1
AUTDMOBILES AND CHASSIS	UK			2	2
MISC VEH AND PARTS NES	USA			954	954
MISC EQUIPMENT NES	USA			4	4
HOUSEHOLD GOODS	UK			4	4
GENERAL CARGO	DENMK	969			969
	USA			3	3
		1,709		35,748	37,457
THAILAND					
MILK POWDER	OENMK	6			6
OATS	USA			5	5
WHEAT FLOUR	JAPAN			466	466
	NORW			702	702
	SWEDN			187	187
	USA			3,493	3,493
	OTHER			100	100
CEREALS MILLED NES	USA			92	92
DIST ALCOHOLIC BEV	USA			1	1
ASBESTOS UNMANUFACTURED	DENMK	1,836			1,836
WOODPULP	USA			500	500
CHEMICALS NES	DENMK	108			108
FERTILIZERS ETC	NETH			274	274
STRUCTURAL SHAPES	USA	2			2
ALUMINUM BAR INGOT	DENMK	355			355
	NORW			22	22
	USA			55	55
ALUMINUM NES	DENMK	141			141
ZINC BAR INGOT PIG	USA			1,378	1,378
METAL FAB PROD NES	DENMK	156			156
	USA			88	88
RUBBER TIRES AND TUBES	NETH		1		1
MISC EQUIPMENT NES	DENMK	128			128
	USA			2	2
GENERAL CARGO	DENMK	466			466
	USA			558	558
		3,198	1	7,923	11,122
U S S R PACIFIC					
WHEAT	GREEK			14,140	14,140
	NETH			13,384	13,384
	NORW			14,052	14,052
	UK			13,611	13,611
	OTHER			145,277	145,277
				200,464	200,464
VIET NAM					
OATS	USA			2	2
DIST ALCOHOLIC BEV	USA			6	6
WOODPULP	USA			1,219	1,219
METAL FAB PROD NES	DENMK	1			1
MISC EQUIPMENT NES	USA	3			3
HOUSEHOLD GOODS	USA	1		1	2
MISC PRODUCTS NES	DENMK	1			1
	USA	1			1
GENERAL CARGO	DENMK	90			90
		97		1,228	1,325

SHIPPING REPORT, 1961

TABLE 1. Cargoes Loaded at Canadian Ports for Foreign Countries, by Country of Destination, Kind of Cargo, Registry of Vessel and Geographic Area

Country of Destination and Kind of Cargo	Registry ¹ of Vessel	At Atlantic and Lower St. Lawrence Ports, Montreal and below	At Great Lakes and Upper St. Lawrence Ports above Montreal	At Pacific Ports	Total
		Cargo tons (2000 lb.)			
AUSTRALIA					
MEAT AND MEAT PREP NES	GER			4	4
	NORW			21	21
	SWEDN			4	4
	USA			3	3
FISH FRESH OR FROZEN	GER			23	23
	GREEK			1	1
	NORW			4	4
	USA			7	7
FISH SMOKED SALTED	USA			1	1
FISH CANNED	GER			47	47
	NORW	575		32	607
	SWEDN			131	131
	UK	742			742
	USA			58	58
	OTHER			1	1
MARINE ANIMALS NES	NORW			1	1
MILK POWDER	UK	160			160
WHEAT FLOUR	UK	28			28
FRESH FRUITS NES	NORW			2	2
FROZEN FRUITS BERRIES	NORW			11	11
VEGETABLES FRESH NES	NORW			18	18
VEGETABLES FROZEN	NORW			42	42
	USA			123	123
BEANS AND PEAS DRIED	NORW			1	1
	UK	164			164
SPICES	UK	2			2
SAUSAGE SKINS CASINGS	GER			1	1
	NORW			1	1
	SWEDN			6	6
	UK			4	4
FOOD PREPARATIONS NES	NORW			2	2
	SWEDN		3		3
DIST ALCOHOLIC BEV	SWEDN			1	1
	UK	7			8
RAW HIDES AND SKINS	SWEDN			10	10
SEEDS FOR SOWING NES	SWEDN			3	3
	USA			5	5
PULPWOOD	SWEDN	100			100
NICKEL ORE AND CONC	UK	250			250
ASBESTOS UNMANUFACTURED	GER			2,097	2,097
	NORW	626			626
	SWEDN	3,744		1,873	5,617
	UK	10,827			10,827
	USA			1,561	1,561
	GREEK			1,682	1,682
SULPHUR	UK	58			58
WASTE AND SCRAP NES	GER			22,435	22,435
LUMBER AND TIMBER	GREEK			23,611	23,611
	LIBER			6,526	6,526
	NORW	15		2,699	2,714
	SWEDN			35,459	35,459
	UK	643		17,433	18,076
	USA			2,961	2,961
	OTHER			30,346	30,346
SAWMILL PRODUCTS NES	NORW			8	8
	SWEDN			2	2
VENEER AND PLYWOOD	GREEK			27	27
	LIBER			34	34
	NORW			7	7
	SWEDN			27	27
	UK			51	51
	OTHER			34	34
WOODPULP	GER			2,651	2,651
	GREEK			5,132	5,132

1. See page 154.

SHIPPING REPORT, 1961

61

TABLE 1. Cargoes Loaded at Canadian Ports for Foreign Countries, by Country of Destination, Kind of Cargo, Registry of Vessel and Geographic Area

Country of Destination and Kind of Cargo	Registry ¹ of Vessel	At Atlantic and Lower St. Lawrence Ports, Montreal and below	At Great Lakes and Upper St. Lawrence Ports above Montreal	At Pacific Ports	Total
		Cargo tons (2000 lb.)			
WOODPULP CONTD	LIBER			55	55
	NORW			2,266	2,266
	SWEDN			621	621
	UK			2,544	2,544
	USA			842	842
NEWSPRINT PAPER	OTHER			6,662	6,662
	GER			726	726
	GREEK			2,170	2,170
	LIBER			1,332	1,332
	NORW	11,269		4,444	15,713
	SWEDN	824	4,939	10	5,773
	UK	87,796		2,807	90,603
	USA	958		38	996
	OTHER			12,558	12,558
	SWEDN			6	6
PAPER NES			64	64	
PAPERBOARD			514	514	
BLDG PAPER AND MATRLS			9	9	
TEXTILE FAB MATRLS NES			1	1	
OILS FATS WAXES NES	UK	5			5
	GER			222	222
	NORW			7	7
	SWEDN	94	57	298	449
CHEMICALS NES	UK	197			197
	USA			206	206
	UK	56			56
	GER			77	77
FERTILIZERS ETC CHEMICAL PRODUCTS NES	GREEK			74	74
	NORW			88	88
	SWEDN	568	2,924	65	3,557
	UK	1,380		86	1,466
	USA			1	1
FERRO ALLOYS	UK	448			448
	GREEK			107	107
	SWEDN		3,567		3,567
STEEL PLATE AND SHEET	UK	1,458			1,458
	UK	547		114	661
	SWEDN			73	73
	UK	1,738		6	1,744
STRUCTURAL SHAPES	GER			3,882	3,882
	SWEDN	761		1,047	1,808
	UK	5,124			5,124
	USA			240	240
ALUMINUM NES	UK	61			61
	UK	1,007			1,007
COPPER UNALLOYED	UK	4			4
	GER			30	30
COPPER ALLOYED	GREEK			9	9
	LIBER			9	9
NICKEL AND ALLOYS	SWEDN		5	13	18
	UK	439		11	450
	USA			4	4
METAL FAB PROD NES	UK	12			12
	SWEDN		267	24	291
NON MET MIN PROD NES	GER			44	44
	NORW			1	1
MACHINERY AND PARTS	UK	801		2	803
	OTHER			5	5
AUTOMOBILES AND CHASSIS	NORW	490			490
	UK	6,724			6,724
MOTOR VEH PARTS NES	OTHER			1	1
	NORW			31	31
MISC VEH AND PARTS NES	USA			3	3
	NORW			1	1
MISC EQUIPMENT NES	NORW				
	SWEDN		2		2

SHIPPING REPORT, 1961

TABLE 1. Cargoes Loaded at Canadian Ports for Foreign Countries, by Country of Destination, Kind of Cargo, Registry of Vessel and Geographic Area

Country of Destination and Kind of Cargo	Registry ¹ of Vessel	At Atlantic and Lower St. Lawrence Ports, Montreal and below	At Great Lakes and Upper St. Lawrence Ports above Montreal	At Pacific Ports	Total
		Cargo tons (2000 lb.)			
AUSTRALIA CONTD					
HOUSEHOLD GOODS CONTD	UK	77			77
	USA			2	2
CONTAINERS NES	OTHER			3	3
	SWEDN			3	3
MISC PRODUCTS NES	SWEDN	269			269
GENERAL CARGO	UK	150			150
	GER			133	133
	NORW	1,231		2	1,233
	SWEDN	6,641	3,229	488	10,358
	UK	6,811		490	7,301
	USA			2,507	2,507
	OTHER			1	1
		155,881	15,066	205,231	376,178
FIJI					
MEAT AND MEAT PREP NES	NORW			16	16
FISH CANNED	NORW			10	10
	USA			2	2
	OTHER			6	6
WHEAT FLOUR	NORW			2	2
GRAIN CEREAL PREP NES	NORW			1	1
APPLES	NORW			34	34
BEANS AND PEAS DRIED	NORW			20	20
	USA			8	8
	OTHER			6	6
VEGETABLE PREPARATIONS	NORW			1	1
LUMBER AND TIMBER	NORW			2,304	2,304
	USA			336	336
	OTHER			944	944
VENEER AND PLYWOOD	NORW			134	134
	OTHER			26	26
PAPER NES	NORW			31	31
	OTHER			5	5
MACHINERY AND PARTS	NORW			81	81
AUTOMOBILES AND CHASSIS	NORW			18	18
MOTOR VEH PARTS NES	OTHER			1	1
MISC EQUIPMENT NES	NORW			8	8
HOUSEHOLD GOODS	NORW			18	18
	OTHER			14	14
CONTAINERS NES	NORW			35	35
GENERAL CARGO	NORW			3	3
	UK			257	257
				4,321	4,321
NEW ZEALAND					
FISH FRESH OR FROZEN	GER			49	49
FISH CANNED	DENMK			145	145
	GER			21	21
	GREEK	122			122
	SWEDN			1	1
	UK	22		52	74
	USA			8	8
	OTHER			144	144
SAUSAGE SKINS CASINGS	UK			1	1
SEEDS FOR SOWING NES	GER			6	6
CRUDE VEG MATRLS NES	UK			3	3
ASBESTOS UNMANUFACTURED	GER			169	169
	UK	2,043		183	2,226
	USA			313	313
RUBBER FAB MATERIALS	UK	180			180
LUMBER AND TIMBER	DENMK			270	270
	GER			779	779
	UK			278	278

1. See page 134.

SHIPPING REPORT, 1961

TABLE 1. Cargoes Loaded at Canadian Ports for Foreign Countries, by Country of Destination, Kind of Cargo, Registry of Vessel and Geographic Area

Country of Destination and Kind of Cargo	Registry ¹ of Vessel	At Atlantic and Lower St. Lawrence Ports, Montreal and below	At Great Lakes and Upper St. Lawrence Ports above Montreal	At Pacific Ports	Total
		Cargo tons (2000 lb.)			
LUMBER AND TIMBER CONTD	OTHER			10,303	10,303
SAWMILL PRODUCTS NES	OTHER			48	48
VENEER AND PLYWOOD	UK			15	15
	OTHER			147	147
BOX CRATE COOPERAGE	GER			67	67
	UK			75	75
WOOD FAB MATRLS NES	NORW	215			215
	UK	252			252
NEWSPRINT PAPER	GREEK	577			577
	NORW	430			430
	UK	23,606			23,606
PAPER NES	NORW	29			29
	UK	772		11	783
	OTHER			59	59
BLDG PAPER AND MATRLS	UK			25	25
TEXTILE FAB MATRLS NES	UK	2			2
CHEMICALS NES	GER			188	188
	UK	196		334	530
FERTILIZERS ETC	OTHER			87	87
CHEMICAL PRODUCTS NES	NORW	35			35
	UK	73			73
IRON STEEL INGOT ETC	DENMK			136	136
	OTHER			207	207
STEEL BAR AND ROD	DENMK			229	229
	GER			1,305	1,305
	UK	1,164		385	1,549
	OTHER			4,395	4,395
STEEL PLATE AND SHEET	DENMK			48	48
	GREEK	1,148			1,148
	NORW	385			385
	SWEDN		50		50
	UK	389			389
STRUCTURAL SHAPES	DENMK			186	186
	GER			4,972	4,972
	UK	35			35
	OTHER			2,874	2,874
IRON AND STEEL NES	UK	679			679
ALUMINUM BAR INGOT	DENMK			669	669
	GREEK	1,227			1,227
	UK	1,210			1,210
ALUMINUM NES	UK	1,384			1,384
COPPER UNALLOYED	GREEK	201			201
	NORW	40			40
	UK	241			241
METAL FAB PROD NES	GER			283	283
	UK	6		1	7
NON MET MIN PROD NES	UK	168			168
MISC FAB MATRLS NES	GER			2	2
	UK	1			1
MACHINERY AND PARTS	GER			24	24
	UK	1,220		13	1,233
AUTOMOBILES AND CHASSIS	GER			4	4
	NORW	266			266
	UK	260			260
	OTHER			1	1
MOTOR VEH PARTS NES	GER			23	23
	GREEK	182			182
	UK	651		25	676
MISC VEH AND PARTS NES	GER			1	1
MISC EQUIPMENT NES	GER			5	5
	UK	48			48
HOUSEHOLD GOODS	GER			1	1
	DTER			1	1
CONTAINERS EMPTY	GER			26	26
MISC PRODUCTS NES	GREEK	32			32

SHIPPING REPORT, 1961

TABLE 1. Cargoes Loaded at Canadian Ports for Foreign Countries, by Country of Destination, Kind of Cargo, Registry of Vessel and Geographic Area

Country of Destination and Kind of Cargo	Registry ¹ of Vessel	At Atlantic and Lower St. Lawrence Ports, Montreal and below	At Great Lakes and Upper St. Lawrence Ports above Montreal	At Pacific Ports	Total
		Cargo tons (2000 lb.)			
NEW ZEALAND CONTD					
MISC PRODUCTS NES CONTD	UK	75		33	108
GENERAL CARGO	CAN			180	180
	DENMK			290	290
	GER			1	1
	GREEK	501			501
	NORW	707			707
	SWEDN		6		6
	UK	6,865		242	7,107
	USA			375	375
	OTHER			42	42
		47,639	56	30,760	78,455
BRITISH OCEANIA N E S					
MEAT AND MEAT PREP NES	NORW			6	6
FISH CANNED	OTHER			6	6
LUMBER AND TIMBER	NORW			758	758
	OTHER			365	365
				1,135	1,135
FRENCH AND NETH OCEANIA					
MEAT AND MEAT PREP NES	NORW			5	5
FISH CANNED	NORW			52	52
WHEAT FLOUR	NORW			18	18
APPLES	NORW			14	14
DIST ALCOHOLIC BEV	NORW			1	1
LUMBER AND TIMBER	NORW			2,360	2,360
VENEER AND PLYWOOD	NORW			3	3
PAPER PAPERBOARD NES	NORW			29	29
MISC EQUIPMENT NES	NORW			1	1
HOUSEHOLD GOODS	NORW			1	1
				2,484	2,484
UNITED STATES OCEANIA					
MEAT AND MEAT PREP NES	DENMK	26			26
	JAPAN			69	69
	NORW			23	23
	USA			706	706
	OTHER			9	9
FISH CANNED	NORW			62	62
	USA			4	4
WHEAT	NORW			6,661	6,661
	OTHER			2,845	2,845
WHEAT FLOUR	NORW			10	10
	USA			500	500
SUGAR	USA			18	18
FOOD PREPARATIONS NES	USA			51	51
FEEDS ANIMAL ORIGIN	NORW			12	12
DIST ALCOHOLIC BEV	NORW			2	2
	USA			46	46
NON FERROUS METAL SCRAP	USA			16	16
LUMBER AND TIMBER	DENMK			159	159
	NORW			1,798	1,798
	USA			514	514
	OTHER			347	347
VENEER AND PLYWOOD	NORW			26	26
PAPER PAPERBOARD NES	NORW			19	19
LEAD BAR INGOT PIG	USA			44	44
AUTOMOBILES AND CHASSIS	NORW			3	3
HOUSEHOLD GOODS	NORW			1	1
CONTAINERS NES	NORW			5	5
MISC PRODUCTS NES	NORW			1	1
GENERAL CARGO	JAPAN	268			268

1. See page 154.

SHIPPING REPORT, 1961

65

TABLE 1. Cargoes Loaded at Canadian Ports for Foreign Countries, by Country of Destination, Kind of Cargo, Registry of Vessel and Geographic Area

Country of Destination and Kind of Cargo	Registry ¹ of Vessel	At Atlantic and Lower St. Lawrence Ports, Montreal and below	At Great Lakes and Upper St. Lawrence Ports above Montreal	At Pacific Ports	Total
		Cargo tons (2000 lb.)			
GENERAL CARGO CONTD	USA			4	4
		294		13,955	14,249
BRITISH GUIANA					
MEAT FRESH	GER	39			39
MEAT CURED	GER	4			4
	NETH	3			3
	NORW	17			17
	OTHER	2			2
FISH SMOKED SALTED	CAN	2			2
FISH CANNED	GER	16			16
	JAPAN			3	3
	NETH	36			36
	USA			1	1
MILK POWDER	GER	5			5
	LIBER	17			17
WHEAT FLOUR	DENMK		756		756
BEANS AND PEAS DRIED	SWEDN	85			85
	OTHER	15			15
FOOD PREPARATIONS NES	OTHER	72			72
HULLS SCREENINGS ETC	GER	34			34
GRAIN FEEDS NES	GER	178			178
	NETH	156			156
	OTHER	22			22
LUMBER AND TIMBER	GER	18			18
	NETH	95			95
NEWSPRINT PAPER	GER	138			138
	LIBER	266			266
	NETH	99			99
	NORW	19			19
	OTHER	57			57
PAPER NES	JAPAN			4	4
	USA			4	4
CHEMICALS NES	LIBER	20			20
	NETH	75			75
	NORW	63			63
	SWEDN	1			1
CHEMICAL PRODUCTS NES	CAN	42			42
ALUMINUM BAR INGOT	LIBER	21			21
	NORW	20			20
LIME	LIBER	700			700
GENERAL CARGO	GER	737			737
	ITALY	1,205			1,205
	JAPAN			5	5
	LIBER	5,849			5,849
	NETH	1,278			1,278
	NORW	5,275			5,275
	SWEDN	594			594
	OTHER	2,759			2,759
		20,034	756	17	20,807
ARGENTINA					
MILK POWDER	SWEDN	14			14
CRUDE VEG MATRLS NES	GER	39			39
PULPWOOD	SWEDN	57			57
ASBESTOS UNMANUFACTURED	GER	1,660			1,660
	LIBER	832			832
	SWEDN	1,005			1,005
	USA	4,147			4,147
	OTHER	109			109
WOODPULP	GER	4,640			4,640
	ITALY	331			331
	JAPAN			1,551	1,551

SHIPPING REPORT, 1961

TABLE 1. Cargoes Loaded at Canadian Ports for Foreign Countries, by Country of Destination, Kind of Cargo, Registry of Vessel and Geographic Area

Country of Destination and Kind of Cargo	Registry ¹ of Vessel	At Atlantic and Lower St. Lawrence Ports, Montreal and below	At Great Lakes and Upper St. Lawrence Ports above Montreal	At Pacific Ports	Total
		Cargo tons (2000 lb.)			
ARGENTINA CONTD					
WOODPULP CONTD					
	NORW			7,088	7,088
	SWEDN	5,933			5,933
	UK	942			942
	USA	1,294		6,185	7,479
	OTHER	327			327
NEWSPRINT PAPER					
	DENMK	1,379			1,379
	GER	11,320			11,320
	ITALY	17,379			17,379
	LIBER	3,848			3,848
	NORW			50	50
	SWEDN	4,194			4,194
	UK	5,175			5,175
	USA	6,854		26	6,880
	OTHER	5,349			5,349
PAPER NES					
	NORW			3	3
	USA			30	30
CHEMICALS NES					
	ITALY	151			151
	JAPAN			294	294
	NORW			138	138
	SWEDN	62			62
	USA	212		251	463
CHEMICAL PRODUCTS NES					
	SWEDN	115			115
	USA	115			115
IRON STEEL INGOT ETC					
	GREEK	9,860			9,860
	LIBER		21,106		21,106
	USA	1,188			1,188
STEEL PLATE AND SHEET					
	GER		8,702		8,702
	SWEDN	767			767
	USA		1,571		1,571
	OTHER		719		719
IRON AND STEEL PIPES					
	LIBER		7		7
	USA		916		916
IRON AND STEEL NES					
	USA			1	1
ALUMINUM BAR INGOT					
	GER	1,773			1,773
	SWEDN	3,385			3,385
	USA	3,088			3,088
COPPER UNALLOYED					
	SWEDN	257			257
NICKEL AND ALLOYS					
	SWEDN	3			3
ZINC BAR INGOT PIG					
	JAPAN			22	22
MACHINERY AND PARTS					
	NORW			8	8
	SWEDN	391			391
	USA	508		9	517
AUTOMOBILES AND CHASSIS					
	NORW			2	2
MOTOR VEH PARTS NES					
	USA			4	4
MISC EQUIPMENT NES					
	SWEDN	10			10
MISC PRODUCTS NES					
	SWEDN	3			3
GENERAL CARGO					
	GER	1,693			1,693
	NORW	901		9	910
	SWEDN	4,463			4,463
	USA	3,735	845		4,580
	OTHER	20			20
		109,528	33,866	15,671	159,065
BRAZIL					
WHEAT					
	ITALY		1,157		1,157
MALT					
	SWEDN	418			418
PULPWOOD					
	SWEDN	351			351
ASBESTOS UNMANUFACTURED					
	GER	1,779			1,779
	SWEDN	3,112			3,112
	USA	5,241			5,241
WOODPULP					
	GER	544			544
	JAPAN			1,337	1,337
	SWEDN	2,114			2,114
	USA	700		3,512	4,212

1. See page 154.

SHIPPING REPORT, 1961

TABLE 1. Cargoes Loaded at Canadian Ports for Foreign Countries, by Country of Destination, Kind of Cargo, Registry of Vessel and Geographic Area

Country of Destination and Kind of Cargo	Registry ¹ of Vessel	At Atlantic and Lower St. Lawrence Ports, Montreal and below	At Great Lakes and Upper St. Lawrence Ports above Montreal	At Pacific Ports	Total	
		Cargo tons (2000 lb.)				
NEWSPRINT PAPER	GER	6,597			6,597	
	ITALY	661			661	
	JAPAN			300	300	
	NORW	1,099			1,099	
	SWEDN	10,261			10,261	
	USA	10,200		454	10,654	
	OTHER	364			364	
	PAPER NES	GER	93			93
		USA			8	8
	CHEMICALS NES	GER	57			57
	SWEDN	264			264	
	USA	411		52	463	
CHEMICAL PRODUCTS NES	GER	21			21	
	SWEDN	22			22	
	USA	86			86	
STEEL PLATE AND SHEET	SWEDN	22			22	
	USA	450			450	
IRON AND STEEL PIPES	USA			10	10	
ALUMINUM BAR INGOT	GER	1,350			1,350	
	SWEDN	3,037			3,037	
	USA	5,751		77	5,828	
ALUMINUM NES	GER	122			122	
	SWEDN	320			320	
	USA	818			818	
COPPER UNALLOYED	SWEDN	348			348	
LEAD BAR INGOT PIG	JAPAN			55	55	
	USA			180	180	
NICKEL AND ALLOYS	SWEDN	24			24	
	USA			301	301	
ZINC BAR INGOT PIG	GER	137			137	
	SWEDN	65			65	
NON MET MIN PROD NES	SWEDN	229			229	
MACHINERY AND PARTS	SWEDN	22			22	
	USA	52		2	54	
MOTOR VEH PARTS NES	USA			4	4	
COMMUNICATION EQUIPMENT	SWEDN	2			2	
MISC EQUIPMENT NES	SWEDN	119			119	
HOUSEHOLD GOODS	SWEDN	2			2	
	USA	6			6	
CONTAINERS EMPTY	SWEDN	11			11	
MISC PRODUCTS NES	SWEDN	1			1	
GENERAL CARGO	GER	7,058			7,058	
	NORW	2,089			2,089	
	SWEDN	8,372			8,372	
	USA	13,398			13,398	
	OTHER			4	4	
		88,200	1,157	6,296	95,653	
CHILE						
FISH CANNED	USA			1	1	
	OTHER			1	1	
WHEAT FLOUR	NORW			200	200	
SEEDS FOR SOWING NES	NORW			8	8	
	OTHER			224	224	
CRUDE VEG MATRLS NES	USA			11	11	
LOGS ROUND TIMBER	NORW			84	84	
ASBESTOS UNMANUFACTURED	DENMK	804			804	
WOODPULP	USA			110	110	
NEWSPRINT PAPER	USA			2	2	
PAPER NES	JAPAN			3	3	
	NORW			34	34	
PAPERBOARD	USA			6	6	
PAPER PAPERBOARD NES	NORW			4	4	
TEXTILE FAB MATRLS NES	NORW			5	5	

SHIPPING REPORT, 1961

TABLE 1. Cargoes Loaded at Canadian Ports for Foreign Countries, by Country of Destination, Kind of Cargo, Registry of Vessel and Geographic Area

Country of Destination and Kind of Cargo	Registry ¹ of Vessel	At Atlantic and Lower St. Lawrence Ports, Montreal and below	At Great Lakes and Upper St. Lawrence Ports above Montreal	At Pacific Ports	Total
		Cargo tons (2000 lb.)			
CHILE CONTD					
TEXTILE FAB MATRLS CONTD	USA			1	1
VEG OILS AND FATS NES	NORW			17	17
CHEMICALS NES	DENMK	156			156
	JAPAN			8	8
	NORW			24	24
	USA			54	54
	OTHER			29	29
FERTILIZERS ETC	OTHER			1,000	1,000
CHEMICAL PRODUCTS NES	DENMK	60			60
	NORW			6	6
IRON AND STEEL PIPES	DENMK	1,050			1,050
ALUMINUM BAR INGOT	DENMK	512			512
NICKEL AND ALLOYS	NORW			1	1
ZINC BAR INGOT PIG	NORW			110	110
	USA			110	110
	OTHER			55	55
MACHINERY AND PARTS	NORW			3	3
	OTHER			1	1
AUTOMOBILES AND CHASSIS	OTHER			1	1
HOUSEHOLD GOODS	NORW			3	3
	OTHER			1	1
CONTAINERS NES	NORW			1	1
GENERAL CARGO	DENMK	6,387			6,387
	NORW			4	4
	UK			1	1
	USA			9	9
		8,969		2,132	11,101
COLOMBIA					
FISH CANNED	NORW			2	2
OATS	NETH			670	670
	NORW			809	809
	USA			564	564
	OTHER			461	461
WHEAT	NETH			2,205	2,205
	NORW			11,178	11,178
	OTHER			9,862	9,862
WHEAT FLOUR	DENMK	696			696
	NORW	96			96
	OTHER			20	20
FOOD PREPARATIONS NES	USA			60	60
GRAIN FEEDS NES	DENMK	60			60
	NORW			1,649	1,649
	USA			728	728
	OTHER			632	632
SEEDS FOR SOWING NES	NORW			13	13
PULPWOOD	NORW			550	550
ASBESTOS UNMANUFACTURED	DENMK	715			715
	NETH			177	177
	NORW	2,051			2,051
	UK	189			189
	OTHER	1,643		500	2,143
WOODPULP	GREEK			1,873	1,873
	NETH			1,100	1,100
	NORW			2,325	2,325
	USA			12,270	12,270
	OTHER			2,794	2,794
NEWSPRINT PAPER	DENMK	4,694			4,694
	GER	1,800			1,800
	NETH	263		221	484
	NORW	6,037		1,443	7,480
	UK	9,600			9,600
	USA			20	20
	OTHER	1,159		133	1,292

1. See page 154.

SHIPPING REPORT, 1961

69

TABLE 1. Cargoes Loaded at Canadian Ports for Foreign Countries, by Country of Destination, Kind of Cargo, Registry of Vessel and Geographic Area

Country of Destination and Kind of Cargo	Registry ¹ of Vessel	At Atlantic and Lower St. Lawrence Ports, Montreal and below	At Great Lakes and Upper St. Lawrence Ports above Montreal	At Pacific Ports	Total
		Cargo tons (2000 lb.)			
PAPER NES	NORW			148	148
	OTHER			319	319
PAPERBOARD	DENMK	115			115
PAPER PAPERBOARD NES	USA			7	7
TEXTILE FAB MATRLS NES	NORW			22	22
ANIMAL OILS AND FATS	NORW			45	45
	OTHER			428	428
CHEMICALS NES	DENMK	281			281
	GER		53		53
	NETH			12	12
	NORW	326	750		1,076
	USA			341	341
	OTHER	195		83	278
CHEMICAL PRODUCTS NES	CAN	115			115
	NORW			165	165
	USA			668	668
	OTHER	12			12
STEEL PLATE AND SHEET	GER		597		597
ALUMINUM BAR INGOT	DENMK	453			453
	NDRW	99			99
	OTHER			5	5
ALUMINUM NES	DENMK	508			508
	NORW	27			27
	OTHER	330			330
METAL FAB PROD NES	DENMK	19			19
	OTHER			84	84
MACHINERY AND PARTS	NETH			7	7
	USA			201	201
	OTHER			1	1
HOUSEHOLD GOODS	NETH			1	1
MISC PRODUCTS NES	OTHER			1	1
GENERAL CARGO	DENMK	5,267			5,267
	GER	172	264		436
	NORW	2,091			2,091
	OTHER	1,339			1,339
		40,352	1,664	54,797	96,813
ECUADOR					
FISH CANNED	USA			1	1
	OTHER			1	1
WHEAT	GREEK			18,776	18,776
	NORW			2,200	2,200
	OTHER			4,080	4,080
WHEAT FLOUR	NORW	5		8	13
CEREALS MILLED NES	NORW			3	3
APPLES	USA			16	16
FRESH FRUITS NES	USA			1	1
GRAIN FEEDS NES	NORW			374	374
	USA			143	143
	OTHER			23	23
ASBESTOS UNMANUFACTURED	DENMK	236			236
NEWSPRINT PAPER	DENMK	1,466			1,466
	NETH			40	40
	NORW	1,377		125	1,502
	OTHER	717			717
PAPER NES	NORW			42	42
	USA			17	17
	OTHER			25	25
PAPER PAPERBOARD NES	USA			19	19
ANIMAL OILS AND FATS	DENMK	115			115
	NORW			44	44
CHEMICALS NES	DENMK	15			15
	NORW	127			127
	OTHER	5			5

SHIPPING REPORT, 1961

TABLE 1. Cargoes Loaded at Canadian Ports for Foreign Countries, by Country of Destination, Kind of Cargo, Registry of Vessel and Geographic Area

Country of Destination and Kind of Cargo	Registry ¹ of Vessel	At Atlantic and Lower St. Lawrence Ports, Montreal and below	At Great Lakes and Upper St. Lawrence Ports above Montreal	At Pacific Ports	Total
		Cargo tons (2000 lb.)			
ECUADOR CONTU					
ALUMINUM BAR INGOT	DENMK	30			30
	NORW	45			45
MISC EQUIPMENT NES	NORW			7	7
HOUSEHOLD GOODS	OTHER			1	1
GENERAL CARGO	DENMK	834			834
	NORW	233			233
	OTHER	25			25
		5,230		25,946	31,176
PERU					
FISH FRESH OR FROZEN	USA			8	8
BARLEY	USA			2,200	2,200
	OTHER			1,600	1,600
OATS	OTHER			30	30
WHEAT	GREEK			12,096	12,096
CEREALS MILLED NES	USA			14	14
FOOD PREPARATIONS NES	USA			33	33
ASBESTOS UNMANUFACTURED	DENMK	580			580
	NORW	45			45
VENEER AND PLYWOOD	NORW			6	6
	USA			5	5
WOODPULP	JAPAN			460	460
	NORW			440	440
	USA			7,491	7,491
NEWSPRINT PAPER	DENMK	2,016			2,016
	NORW	1,415			1,415
	OTHER	1,237			1,237
PAPER NES	NORW			25	25
	USA			6	6
PAPER PAPERBOARD NES	NORW			15	15
TEXTILE FAB MATRLS NES	NORW			1	1
	USA			6	6
CHEMICALS NES	DENMK	15			15
	NETH			28	28
	NORW	22		167	189
	USA			6	6
	OTHER	7		65	72
CHEMICAL PRODUCTS NES	DENMK	16			16
	NORW			5	5
CASTINGS AND FORGINGS	NORW	115			115
ALUMINUM BAR INGOT	DENMK	190			190
	NORW	25			25
	OTHER	34			34
ALUMINUM NES	NORW	3			3
METAL FAB PROD NES	NORW	830			830
MACHINERY AND PARTS	NORW			57	57
	USA			36	36
	OTHER			12	12
HOUSEHOLD GOODS	NORW			1	1
MISC PRODUCTS NES	NORW			55	55
GENERAL CARGO	DENMK	5,091			5,091
	NORW	712		10	722
	USA			54	54
	OTHER	816			816
		13,169		24,932	38,101
SURINAM					
FISH CANNED	GER	3			3
	NETH	15			15
PAPER NES	USA			2	2
CHEMICAL PRODUCTS NES	CAN	335			335
GENERAL CARGO	GER	42			42
	NETH	73			73

1. See page 154.

SHIPPING REPORT, 1961

TABLE 1. Cargoes Loaded at Canadian Ports for Foreign Countries, by Country of Destination, Kind of Cargo, Registry of Vessel and Geographic Area

Country of Destination and Kind of Cargo	Registry ¹ of Vessel	At Atlantic and Lower St. Lawrence Ports, Montreal and below	At Great Lakes and Upper St. Lawrence Ports above Montreal	At Pacific Ports	Total
		Cargo tons (2000 lb.)			
GENERAL CARGO CONTD	SWEDN	22			22
		490		2	492
URUGUAY					
FISH CANNED	USA			1	1
POTATOES	GER	4,546			4,546
	SWEDN	2,636			2,636
CRUDE VEG MATRLS NES	GER	4			4
TEXTILE FIBRES NES	GER	2			2
ASBESTOS UNMANUFACTURED	SWEDN	252			252
	USA	252			252
LUMBER AND TIMBER	NORW			745	745
WOODPULP	NORW			1,584	1,584
	USA			678	678
NEWSPRINT PAPER	SWEDN	1,114			1,114
	USA	200		11	211
	DTHR	345			345
CHEMICALS NES	NORW			6	6
	USA			223	223
ALUMINUM BAR INGOT	GER	440			440
	SWEDN	15			15
	USA	545			545
COPPER UNALLOYED	GER	20			20
ZINC BAR INGOT PIG	SWEDN	2			2
MACHINERY AND PARTS	NORW			5	5
	SWEDN	10			10
	USA	4			4
GENERAL CARGO	GER	813			813
	NORW	202		1	203
	SWEDN	712			712
	USA	1,680			1,680
	OTHER	947			947
		14,741		3,254	17,995
VENEZUELA					
MEAT FRESH	NORW	113			113
FISH FRESH OR FROZEN	GER			13	13
	USA			36	36
FISH CANNED	GER	6			6
	JAPAN			4	4
	USA			40	40
	OTHER			1	1
MILK POWDER	GER	98	172		270
	ITALY	17			17
	NETH	65			65
	OTHER	125			125
OATS	GER	263			263
	NETH	211			211
	USA			40	40
WHEAT	GER	583			583
	GREEK			12,824	12,824
	ITALY			6,302	6,302
	JAPAN			9,828	9,828
	LIBER			39,971	39,971
MALT	GER	254			254
	NETH	500			500
WHEAT FLOUR	NETH	65			65
FRUIT PREPARATIONS NES	USA			38	38
POTATOES	GER	9,968			9,968
	NETH	513			513
	NORW	11,405			11,405
	OTHER	2,559			2,559
GRAIN FEEDS NES	GER	452			452

SHIPPING REPORT, 1961

TABLE 1. Cargoes Loaded at Canadian Ports for Foreign Countries, by Country of Destination, Kind of Cargo, Registry of Vessel and Geographic Area

Country of Destination and Kind of Cargo	Registry ¹ of Vessel	At Atlantic and Lower St. Lawrence Ports, Montreal and below	At Great Lakes and Upper St. Lawrence Ports above Montreal	At Pacific Ports	Total
		Cargo tons (2000 lb.)			
VENEZUELA CONTO					
GRAIN FEEDS NES CONTO	NETH	825			825
	OTHER	130			130
RAW HIDES AND SKINS	USA			9	9
MUSTARD SEED	USA			18	18
CRUDE VEG MATRLS NES	NETH	12			12
TEXTILE FIBRES NES	USA			175	175
ASBESTOS UNMANUFACTURED	GER	664			664
	ITALY	151			151
	NETH	1,112			1,112
	NORW	204			204
	USA			100	100
BARYTES	GER	3,920			3,920
WASTE AND SCRAP NES	SWEDN	220			220
LEATHER	GER	1			1
LUMBER AND TIMBER	USA			233	233
	OTHER			1,754	1,754
VENEER AND PLYWOOD	USA			22	22
WOODPULP	GER	1,055		2,338	3,393
	ITALY			3,982	3,982
	JAPAN			1,160	1,160
	LIBER			901	901
	NETH	682			682
	NORW	157		1,472	1,629
	SWEDN	186			186
	USA			4,095	4,095
NEWSPRINT PAPER	GER	3,288		300	3,588
	ITALY	1,859		600	2,459
	JAPAN			300	300
	NETH	3,554			3,554
	NORW	1,736			1,736
	USA			117	117
	OTHER	615			615
PAPER NES	NETH	27			27
	USA			139	139
PAPERBOARD	GER	65			65
	SWEDN	65			65
PAPER PAPERBOARD NES	USA			212	212
	OTHER			40	40
CHEMICALS NES	GER	44			44
	ITALY	103		114	217
	JAPAN			190	190
	NETH	89			89
	NORW	327	661		988
	SWEDN	4			4
	USA			703	703
	OTHER			90	90
CHEMICAL PRODUCTS NES	CAN	159			159
	GER	11			11
	JAPAN			65	65
	NETH	14			14
	NORW	7			7
	USA			1,244	1,244
	OTHER			83	83
GASOLINE	LIBER	3,388			3,388
STEEL PLATE AND SHEET	GER		292		292
	NETH	497			497
ALUMINUM BAR INGOT	GER	470			470
ALUMINUM NES	GER	488			488
	ITALY	44			44
COPPER AND ALLOYS NES	GER		2		2
	USA			1	1
LEAD BAR INGOT PIG	USA			20	20
NICKEL AND ALLOYS	USA			13	13
METAL FAB PROD NES	GER	3			3
NON MET MIN PROD NES	GER	106			106

1. See page 154.

SHIPPING REPORT, 1961

73

TABLE 1. Cargoes Loaded at Canadian Ports for Foreign Countries, by Country of Destination, Kind of Cargo, Registry of Vessel and Geographic Area

Country of Destination and Kind of Cargo	Registry ¹ of Vessel	At Atlantic and Lower St. Lawrence Ports, Montreal and below	At Great Lakes and Upper St. Lawrence Ports above Montreal	At Pacific Ports	Total
		Cargo tons (2000 lb.)			
MACHINERY AND PARTS	CAN	7			7
	ITALY	37			37
HOUSEHOLD GOODS	USA			41	41
MISC PRODUCTS NES	GER	2			2
GENERAL CARGO	CAN	306			306
	GER	2,519	2,492		5,011
	ITALY	5,916	1,250		7,166
	NETH	2,687			2,687
	NORW	22,412	1,365		23,777
	SWEDN	1,375			1,375
	USA			3	3
	OTHER	2,474			2,474
		91,214	6,234	89,631	187,079
BAHAMAS					
FISH CANNED	NETH	19			19
	UK			1	1
WHEAT FLOUR	PANAM		250		250
NEWSPRINT PAPER	ITALY	34			34
	NORW	38			38
	OTHER	15			15
CHEMICAL PRODUCTS NES	CAN	14			14
GENERAL CARGO	CAN		27		27
	ITALY	2,934			2,934
	LIBER	2,556			2,556
	NORW	3,844			3,844
	OTHER	4,202			4,202
		13,656	277	1	13,934
BERMUDA					
MEAT FRESH	NETH	27			27
FISH CANNED	GER	1			1
	NORW			11	11
DAIRY PRODUCE NES	NETH	1			1
WHEAT FLOUR	GER	522			522
	NETH	602			602
	SWEDN	86			86
	OTHER	106			106
VEGETABLE PREPARATIONS	GER	45			45
SUGAR	GER	168			168
	NETH	128			128
	OTHER	36			36
FOOD PREPARATIONS NES	NETH	104			104
NEWSPRINT PAPER	GER	81			81
	LIBER	49			49
	NETH	174			174
	NORW	21			21
PAPER NES	GER	1			1
	LIBER	1			1
	NETH	1			1
PAPER PAPERBOARD NES	GER	2			2
CHEMICAL PRODUCTS NES	CAN	8			8
MISC EQUIPMENT NES	LIBER	2			2
MISC PRODUCTS NES	GER	3			3
	NETH	1			1
GENERAL CARGO	GER	1,017			1,017
	LIBER	3,509			3,509
	NETH	1,644			1,644
	NORW	4,253			4,253
	SWEDN	353			353
	OTHER	746			746
		13,692		11	13,703

SHIPPING REPORT, 1961

TABLE 1. Cargoes Loaded at Canadian Ports for Foreign Countries, by Country of Destination, Kind of Cargo, Registry of Vessel and Geographic Area

Country of Destination and Kind of Cargo	Registry ¹ of Vessel	At Atlantic and Lower St. Lawrence Ports, Montreal and below	At Great Lakes and Upper St. Lawrence Ports above Montreal	At Pacific Ports	Total
BRITISH HONDURAS					
MEAT AND MEAT PREP NES	NORW	52			52
FISH SMOKED SALTED	NORW	38			38
FISH CANNED	NORW	5			5
	OTHER	16			16
MILK POWDER	NORW	174			174
WHEAT FLOUR	NORW	36			36
POTATOES	NORW	10			10
FOOD PREPARATIONS NES	GER	6			6
	SWEDN	1			1
BOX CRATE COOPERAGE	NORW			109	109
PAPER NES	JAPAN			6	6
	OTHER	17			17
CHEMICALS NES	NORW	2			2
CHEMICAL PRODUCTS NES	CAN	73			73
	NORW	4			4
STEEL PLATE AND SHEET	NORW	48			48
ALUMINUM NES	NORW	2			2
CONTAINERS NES	JAPAN			5	5
GENERAL CARGO	DENMK	24			24
	GER	32			32
	JAPAN			7	7
	NORW	155		38	193
	SWEDN	100			100
	OTHER	215			215
		1,010		165	1,175
BARBADOS					
MEAT CURED	GER	38			38
	LIBER	22			22
	NETH	4			4
	NORW	23			23
	SWEDN	2			2
FISH FRESH OR FROZEN	OTHER	45			45
FISH SMOKED SALTED	CAN	5			5
	NETH	1			1
FISH CANNED	GER	30			30
MILK POWDER	SWEDN	1			1
WHEAT FLOUR	GER	158			158
	NETH	118			118
	OTHER	139			139
GRAIN FEEDS NES	GER	120			120
	NETH	266			266
LUMBER AND TIMBER	GER	214			214
	GREEK			6,041	6,041
	NETH	103			103
	UK			1,919	1,919
SAWMILL PRODUCTS NES	CAN	45			45
NEWSPRINT PAPER	ITALY	2			2
	NETH	63			63
PAPER NES	ITALY	2			2
	NETH	1			1
	USA			4	4
ANIMAL OILS AND FATS	NETH	80			80
CHEMICALS NES	GER	11			11
	ITALY	16			16
	NORW	1			1
CHEMICAL PRODUCTS NES	CAN	14			14
GENERAL CARGO	CAN	325			325
	GER	994			994
	ITALY	2,098	173		2,271
	LIBER	2,302			2,302
	NETH	1,689			1,689
	NORW	11,196	309		11,505

1. See page 154.

SHIPPING REPORT, 1961

TABLE 1. Cargoes Loaded at Canadian Ports for Foreign Countries, by Country of Destination, Kind of Cargo, Registry of Vessel and Geographic Area

Country of Destination and Kind of Cargo	Registry ¹ of Vessel	At Atlantic and Lower St. Lawrence Ports, Montreal and below	At Great Lakes and Upper St. Lawrence Ports above Montreal	At Pacific Ports	Total
		Cargo tons (2000 lb.)			
GENERAL CARGO CDNTD	SWEDN	305			305
	OTHER	707			707
		21,140	482	7,964	29,586
JAMAICA					
MEAT FRESH	JAPAN			3	3
MEAT CURED	GER	4			4
	JAPAN			5	5
	NORW	8			8
MEAT AND MEAT PREP NES	JAPAN			9	9
FISH FRESH OR FROZEN	CAN	829			829
	DENMK	53			53
	GER	2			2
	JAPAN			57	57
	NORW	38			38
	SWEDN	28			28
FISH SMOKED SALTED	CAN	557			557
	DENMK	437			437
	GER	2,190			2,190
	NORW	456			456
	PANAM	127			127
	SWEDN	824			824
FISH CANNED	DENMK	103			103
	GER	309			309
	JAPAN			60	60
	NORW	138			138
	PANAM	62			62
	SWEDN	204			204
MILK POWDER	ITALY	17			17
OATS	DENMK	32			32
	GER	30			30
	NORW	80			80
	OTHER	19			19
CEREALS UNMILLED NES	GER	26			26
MALT	DENMK	232			232
	GER	227			227
WHEAT FLDUR	DENMK	863			863
	GER	2,623			2,623
	JAPAN			6,914	6,914
	NORW	401			401
	SWEDN	415			415
	OTHER	350			350
APPLES	NDRW	9			9
FRUIT PREPARATIONS NES	DENMK	3			3
	GER	43			43
	JAPAN			1	1
	NORW	14			14
	PANAM	24			24
	SWEDN	21			21
POTATOES	DENMK	26			26
	GER	529			529
	NDRW	956			956
	SWEDN	250			250
VEGETABLES FRESH NES	DENMK	30			30
	SWEDN	22			22
	OTHER	21			21
VEGETABLE PREPARATIONS	JAPAN			1	1
SUGAR	GER	4			4
FOOD PREPARATIONS NES	GER	328			328
	JAPAN			2	2
	NORW	201			201
	SWEDN	307			307
GRAIN FEEDS NES	JAPAN			5	5
COMPLETE FEEDS	JAPAN			8	8

SHIPPING REPORT, 1961

TABLE 1. Cargoes Loaded at Canadian Ports for Foreign Countries, by Country of Destination, Kind of Cargo, Registry of Vessel and Geographic Area

Country of Destination and Kind of Cargo	Registry ¹ of Vessel	At Atlantic and Lower St. Lawrence Ports, Montreal and below	At Great Lakes and Upper St. Lawrence Ports above Montreal	At Pacific Ports	Total
		Cargo tons (2000 lb.)			
JAMAICA CONTD					
TOBACCO	DENMK	31			31
	GER	97			97
CRUDE WOOD MATRLS NES	NORW	25			25
TEXTILE FIBRES NES	JAPAN			5	5
LEATHER	GER	1			1
	NORW	1			1
	SWEDN	1			1
LUMBER AND TIMBER	CAN	50			50
	JAPAN			472	472
SAWMILL PRODUCTS NES	CAN	35			35
	JAPAN			614	614
VENEER AND PLYWOOD	JAPAN			500	500
	USA			1	1
BOX CRATE COOPERAGE	JAPAN			9	9
WOOD FAB MATRLS NES	JAPAN			15	15
NEWSPRINT PAPER	GER	1,129			1,129
	ITALY	315			315
	NORW	837			837
	SWEDN	1,289			1,289
PAPER NES	JAPAN			217	217
ANIMAL OILS AND FATS	JAPAN			610	610
	SWEDN	63			63
CHEMICALS NES	DENMK	78			78
	NORW	172			172
CHEMICAL PRODUCTS NES	SWEDN	4			4
ALUMINUM BAR INGOT	ITALY	3			3
ALUMINUM NES	NORW	30			30
METAL FAB PROD NES	JAPAN			6	6
AUTOMOBILES AND CHASSIS	DENMK	61			61
	GER	157			157
	NORW	15			15
	SWEDN	32			32
	OTHER	21			21
MISC EQUIPMENT NES	JAPAN			1	1
HOUSEHOLD GOODS	JAPAN			2	2
CONTAINERS EMPTY	JAPAN			29	29
CONTAINERS NES	JAPAN			27	27
GENERAL CARGO	CAN	270			270
	DENMK	1,220			1,220
	GER	10,538			10,538
	ITALY	6,854			6,854
	LIBER	4,548			4,548
	NORW	13,724			13,724
	SWEDN	4,370			4,370
	OTHER	11,064			11,064
		71,507		9,573	81,080
LEEWARD AND WINDWARD IS					
MEAT CURED	ITALY	4			4
	OTHER	4			4
FISH FRESH OR FROZEN	CAN	52			52
FISH SMOKED SALTED	UK	110			110
WHEAT FLOUR	OTHER	301			301
LUMBER AND TIMBER	DENMK			24	24
	JAPAN			53	53
	UK			7	7
SAWMILL PRODUCTS NES	JAPAN			76	76
	UK			21	21
VENEER AND PLYWOOD	JAPAN			4	4
	USA			4	4
NEWSPRINT PAPER	DENMK			7	7
	NORW	5			5
PAPER NES	JAPAN			2	2
	NORW	4			4

1. See page 156.

SHIPPING REPORT, 1961

77

TABLE L. Cargoes Loaded at Canadian Ports for Foreign Countries, by Country of Destination, Kind of Cargo, Registry of Vessel and Geographic Area

Country of Destination and Kind of Cargo	Registry ¹ of Vessel	At Atlantic and Lower St. Lawrence Ports, Montreal and below	At Great Lakes and Upper St. Lawrence Ports above Montreal	At Pacific Ports	Total
		Cargo tons (2000 lb.)			
PAPER NES CONTD ANIMAL OILS AND FATS GENERAL CARGO	USA			3	3
	OTHER	25			25
	GER	22			22
	ITALY	6,148			6,148
	LIBER	7,929			7,929
	NORW	10,558			10,558
	OTHER	8,398			8,398
		33,560		201	33,761
TRINIDAD AND TOBAGO MEAT CURED	GER	4			4
	ITALY	20			20
MEAT AND MEAT PREP NES	LIBER	25			25
	USA			12	12
	OTHER	1			1
FISH FRESH OR FROZEN	NETH	61			61
	USA			12	12
FISH SMOKED SALTED	USA			45	45
	LIBER	4			4
FISH CANNED	GER	3			3
	JAPAN			27	27
MILK POWDER	USA			422	422
	LIBER	18			18
DAIRY PRODUCE NES	NETH	2			2
	GER	32			32
OATS	DENMK		649		649
	GER	734	2,420		3,154
WHEAT FLOUR	NETH	1,232			1,232
	SWEDN	43			43
FRUIT PREPARATIONS NES	OTHER	95			95
	USA			1	1
FOOD PREPARATIONS NES	GER	68			68
	USA			2	2
BARYTES	OTHER	115			115
	GER	3,360			3,360
LUMBER AND TIMBER	LIBER	3,248			3,248
	NORW	5,712			5,712
VENEER AND PLYWOOD	NETH	101			101
	PANAM			1,326	1,326
WOOD FAB MATRLS NES	UK			655	655
	USA			2,601	2,601
WOODPULP	USA			408	408
	GER	84		32	32
NEWSPRINT PAPER	LIBER	84			84
	NORW	1,155			1,155
PAPER NES	JAPAN	671			671
	LIBER			10	10
PAPERBOARD	NETH	1			1
	USA	46			46
PAPER PAPERBOARD NES	USA			364	364
	OTHER	132			132
ANIMAL OILS AND FATS	USA			85	85
	GER	28			28
CHEMICALS NES	LIBER	25			25
	GER	114			114
STEEL PLATE AND SHEET	ITALY	1			1
	LIBER	35			35
IRON AND STEEL NES	NETH	74			74
	NORW	137			137
ALUMINUM NES	SWEDN	1			1
	GER		255		255
COPPER UNALLOYED	USA			20	20
	ITALY	139			139
	GER		1		1

SHIPPING REPORT, 1961

TABLE 1. Cargoes Loaded at Canadian Ports for Foreign Countries, by Country of Destination, Kind of Cargo, Registry of Vessel and Geographic Area

Country of Destination and Kind of Cargo	Registry ¹ of Vessel	At Atlantic and Lower St. Lawrence Ports, Montreal and below	At Great Lakes and Upper St. Lawrence Ports above Montreal	At Pacific Ports	Total
		Cargo tons (2000 lb.)			
TRINIDAD AND TOBAGO CONTD					
METAL FAB PROD NES	OTHER	155			155
NON MET MIN PROD NES	GER	9			9
MISC EQUIPMENT NES	USA			11	11
HOUSEHOLD GOODS	USA			31	31
CONTAINERS EMPTY	GER	2			2
	LIBER	1			1
	NORW	2			2
CONTAINERS NES	USA			9	9
MISC PRODUCTS NES	GER	1			1
	NETH	3			3
	USA			120	120
GENERAL CARGO	CAN		2		2
	GER	1,363	1,223		2,586
	ITALY	3,794	80		3,874
	JAPAN			210	210
	LIBER	17,792			17,792
	NETH	2,399			2,399
	NORW	19,824	215		20,039
	SWEDN	250			250
	USA	26			26
	OTHER	8,992			8,992
		72,134	4,845	6,403	83,382
COSTA RICA					
FISH CANNED	NETH			2	2
	NORW			1	1
	USA			1	1
	OTHER			2	2
MALT	NETH			111	111
	NORW			110	110
	USA			58	58
	OTHER			110	110
WHEAT FLOUR	DENMK	45			45
	GER			758	758
	ITALY			1,130	1,130
	JAPAN			1,240	1,240
	NETH			796	796
	NORW			2,612	2,612
	USA			5,560	5,560
	OTHER	70		2,774	2,844
CEREALS MILLED NES	NORW			1	1
	USA			1	1
LEATHER	NETH			3	3
	OTHER			4	4
VENEER AND PLYWOOD	NORW			2	2
	OTHER			2	2
NEWSPRINT PAPER	DENMK	2,144			2,144
	NORW	678			678
PAPER NES	JAPAN			4	4
	NETH			10	10
	NORW			54	54
	USA			61	61
	OTHER			118	118
PAPER PAPERBOARD NES	USA			10	10
TEXTILE FAB MATRLS NES	USA			4	4
CHEMICALS NES	JAPAN			10	10
	NORW	1			1
	USA			6	6
	OTHER			1	1
ALUMINUM BAR INGOT	DENMK	4			4
MISC PRODUCTS NES	USA			1	1
GENERAL CARGO	DENMK	138			138
	NORW	7			7
	USA			1	1

1. See page 154.

SHIPPING REPORT, 1961

TABLE 1. Cargoes Loaded at Canadian Ports for Foreign Countries, by Country of Destination, Kind of Cargo, Registry of Vessel and Geographic Area

Country of Destination and Kind of Cargo	Registry ¹ of Vessel	At Atlantic and Lower St. Lawrence Ports, Montreal and below	At Great Lakes and Upper St. Lawrence Ports above Montreal	At Pacific Ports	Total
		Cargo tons (2000 lb.)			
GENERAL CARGO CONTD	OTHER	111		490	601
		3,198		16,048	19,246
CUBA					
CATTLE	GER	1,088			1,088
	UK	163			163
OTHER LIVE ANIMALS	GER	1,558			1,558
FISH FRESH OR FROZEN	JAPAN			4	4
	OTHER	1,484			1,484
FISH SMOKED SALTED	DENMK	609			609
	OTHER	262			262
MILK POWDER	JAPAN			252	252
APPLES	OTHER	1			1
POTATOES	DENMK	8,820			8,820
	GER	1,739			1,739
	NORW	738			738
	SWEDN	2,705			2,705
	UK	1,407			1,407
	OTHER	7,105			7,105
BEANS AND PEAS DRIED	LIBER			150	150
WOODPULP	GREEK			25,673	25,673
	LIBER			3,000	3,000
	PANAM			10,649	10,649
ANIMAL OILS AND FATS	JAPAN			2,021	2,021
	NORW	7,090			7,090
CHEMICALS NES	OTHER	564			564
CHEMICAL PRODUCTS NES	OTHER	70			70
IRON AND STEEL PIPES	JAPAN			154	154
NON MET MIN PROD NES	LIBER			583	583
MACHINERY AND PARTS	OTHER	1			1
MOTOR VEH PARTS NES	OTHER	41			41
MISC VEH AND PARTS NES	DENMK	438			438
	OTHER	773			773
GENERAL CARGO	DENMK	782			782
	GER	669			669
	PANAM	6,026			6,026
	SWEDN	85			85
	OTHER	45,794			45,794
		90,012		42,486	132,498
DOMINICAN REPUBLIC					
FISH FRESH OR FROZEN	GER	181			181
FISH SMOKED SALTED	GER	33			33
FISH CANNED	GER	4			4
WHEAT	LIBER			15,792	15,792
	NORW	9,571			9,571
VEGETABLE PREPARATIONS	JAPAN			7	7
ASBESTOS UNMANUFACTURED	NORW	436			436
WOODPULP	ITALY	108			108
	LIBER	120			120
	NORW	247			247
NEWSPRINT PAPER	ITALY	117			117
	NORW	332			332
	OTHER	122			122
PAPER NES	JAPAN			5	5
CHEMICALS NES	NORW	5			5
TAR PITCH AND CREOSOTE	NORW	4			4
MACHINERY AND PARTS	JAPAN			61	61
GENERAL CARGO	GER	519			519
	ITALY	588			588
	JAPAN			380	380
	LIBER	1,112			1,112
	NORW	6,810			6,810

SHIPPING REPORT, 1961

TABLE 1. Cargoes Loaded at Canadian Ports for Foreign Countries, by Country of Destination, Kind of Cargo, Registry of Vessel and Geographic Area

Country of Destination and Kind of Cargo	Registry ¹ of Vessel	At Atlantic and Lower St. Lawrence Ports, Montreal and below	At Great Lakes and Upper St. Lawrence Ports above Montreal	At Pacific Ports	Total
		Cargo tons (2000 lb.)			
DOMINICAN REPUBLIC CONTD					
GENERAL CARGO CONTD	OTHER	3,091			3,091
		23,400		16,245	39,645
EL SALVADOR					
WHEAT	JAPAN			551	551
	LIBER			2,893	2,893
	OTHER			3,061	3,061
MALT	USA			666	666
	OTHER			333	333
WHEAT FLOUR	JAPAN			161	161
	USA			1,524	1,524
	OTHER			2,276	2,276
CEREALS MILLED NES	OTHER			11	11
LEATHER	OTHER			4	4
LUMBER AND TIMBER	USA			6	6
SAWMILL PRODUCTS NES	OTHER			6	6
NEWSPRINT PAPER	SWEDN	117			117
	USA	688		1	689
PAPER NES	USA			163	163
	OTHER			66	66
HOUSEHOLD GOODS	OTHER			1	1
MISC PRODUCTS NES	USA			2	2
	OTHER			5	5
GENERAL CARGO	OTHER			671	671
		805		12,401	13,206
FRENCH WEST INDIES					
GENERAL CARGO	NORW	873			873
	OTHER	246			246
		1,119			1,119
GUATEMALA					
FISH CANNED	OTHER			2	2
WHEAT	USA			1,819	1,819
MALT	USA			587	587
	OTHER			1,011	1,011
WHEAT FLOUR	USA			46	46
	OTHER	134		339	473
FOOD PREPARATIONS NES	SWEDN	2			2
DIST ALCOHOLIC BEV	USA			3	3
	OTHER			2	2
ASBESTOS UNMANUFACTURED	NETH	162			162
	SWEDN	162			162
	OTHER	520			520
NON MET MIN CRUDE NES	USA			39	39
LEATHER	OTHER			11	11
NEWSPRINT PAPER	DENMK	323			323
	GER	595			595
	NETH	75			75
	NORW	796			796
	SWEDN	1,080			1,080
	USA			189	189
	OTHER	1,085		135	1,220
PAPER NES	GER	1			1
	USA			55	55
	OTHER			103	103
PAPER PAPERBOARD NES	OTHER			1	1
CHEMICALS NES	DENMK	19			19
	NORW	67			67
	SWEDN	21			21
	OTHER	81			81
FERTILIZERS ETC	USA			81	81

1. See page 134.

SHIPPING REPORT, 1961

TABLE 1. Cargoes Loaded at Canadian Ports for Foreign Countries, by Country of Destination, Kind of Cargo, Registry of Vessel and Geographic Area

Country of Destination and Kind of Cargo	Registry ¹ of Vessel	At Atlantic and Lower St. Lawrence Ports, Montreal and below	At Great Lakes and Upper St. Lawrence Ports above Montreal	At Pacific Ports	Total
		Cargo tons (2000 lb.)			
FERTILIZERS ETC CONTD	OTHER			70	70
CHEMICAL PRODUCTS NES	CAN	9			9
ZINC BAR INGOT PIG	USA			4	4
NON MET MIN PROD NES	SWEDN	10			10
AUTOMOBILES AND CHASSIS	OTHER	9			9
MISC PRODUCTS NES	GER	2			2
GENERAL CARGO	DENMK	90			90
	GER	355			355
	NORW	226			226
	SWEDN	570			570
	OTHER	131			131
		6,525		4,497	11,022
HAITI					
FISH FRESH OR FROZEN	GER	578			578
FISH CANNED	NETH	4			4
GRAIN FEEDS NES	GER		37		37
CRUDE WOOD MATRLS NES	PANAM	300			300
ASBESTOS UNMANUFACTURED	OTHER	8			8
CHEMICAL PRODUCTS NES	CAN	98			98
GENERAL CARGO	GER	4,711			4,711
	NETH	6			6
		5,705	37		5,742
HONDURAS					
FISH CANNED	OTHER	51			51
BARLEY	OTHER	40			40
WHEAT	USA			50	50
MALT	OTHER	80		65	145
WHEAT FLOUR	USA			534	534
	OTHER			503	503
CEREALS MILLED NES	OTHER			5	5
NEWSPRINT PAPER	SWEDN	60			60
PAPER NES	OTHER	20			20
CHEMICALS NES	NORW	2			2
	OTHER	13			13
CHEMICAL PRODUCTS NES	CAN	225			225
ALUMINUM NES	NORW	10			10
GENERAL CARGO	NORW	115			115
	OTHER	69			69
		685		1,157	1,842
MEXICO					
FRUIT PREPARATIONS NES	SWEDN	379			379
	OTHER	67			67
DIST ALCOHOLIC BEV	CAN	500			500
MUSTARD SEED	OTHER			24	24
CRUDE VEG MATRLS NES	NORW			1	1
	USA			51	51
MET ORES NES	NORW	5,600			5,600
ASBESTOS UNMANUFACTURED	JAPAN			299	299
	NETH	1,572			1,572
	NORW	372			372
	SWEDN	1,443			1,443
	USA			752	752
	OTHER	119		815	934
WASTE AND SCRAP NES	SWEDN	79			79
WOODPULP	JAPAN			339	339
	NORW	1,951		354	2,305
	SWEDN	1,005			1,005
	UK	2,801			2,801
	USA			517	517

SHIPPING REPORT, 1961

TABLE 1. Cargoes Loaded at Canadian Ports for Foreign Countries, by Country of Destination, Kind of Cargo, Registry of Vessel and Geographic Area

Country of Destination and Kind of Cargo	Registry ¹ of Vessel	At Atlantic and Lower St. Lawrence Ports, Montreal and below	At Great Lakes and Upper St. Lawrence Ports above Montreal	At Pacific Ports	Total
		Cargo tons (2000 lb.)			
MEXICO CONTD					
WOODPULP CONTD	OTHER			637	637
NEWSPRINT PAPER	NETH	6,403			6,403
	NORW	19,362			19,362
	SWEDN	17,194			17,194
	UK	22,040			22,040
CHEMICALS NES	JAPAN			14	14
	NETH	130			130
	SWEDN	59			59
	OTHER			98	98
FERTILIZERS ETC	LIBER			10,637	10,637
	NORW			27	27
CHEMICAL PRODUCTS NES	JAPAN			101	101
	NORW			86	86
	USA			39	39
	OTHER			51	51
TAR PITCH AND CREOSOTE	NETH	30			30
	SWEDN	50			50
	USA			51	51
CASTINGS AND FORGINGS	OTHER	72			72
STEEL PLATE AND SHEET	ITALY	2,108			2,108
	OTHER	1,500			1,500
STRUCTURAL SHAPES	ITALY	787			787
RAILS AND TRACK MATRL	GREEK	32,737			32,737
	ITALY	8,194			8,194
	NORW	2,990			2,990
IRON AND STEEL PIPES	OTHER			1	1
ALUMINUM BAR INGOT	NETH	361			361
	SWEDN	1,645			1,645
	UK			2,532	2,532
	OTHER	333		1,367	1,700
ALUMINUM NES	NETH	1,038			1,038
	NORW	267			267
	SWEDN	292			292
METAL FAB PROD NES	OTHER			1	1
MISC FAB MATRLS NES	NETH	2			2
	NORW	6			6
MACHINERY AND PARTS	NORW			6	6
	OTHER			1	1
AUTOMOBILES AND CHASSIS	USA			2	2
MISC PRODUCTS NES	OTHER	4			4
GENERAL CARGO	CAN	500			500
	NETH	5,651			5,651
	NORW	2,104			2,104
	SWEDN	3,841			3,841
	OTHER	682			682
		146,270		18,803	165,073
NETHERLANDS ANTILLES					
MEAT AND MEAT PREP NES	ITALY			1	1
FISH FRESH OR FROZEN	ITALY			7	7
	NORW			33	33
FISH CANNED	GER	10			10
	ITALY			2	2
	JAPAN			29	29
	NETH	12			12
	NORW			3	3
	OTHER			2	2
BARLEY	ITALY			1,120	1,120
MALT	JAPAN			56	56
WHEAT FLOUR	DENMK			17	17
	GER	62	135		197
	ITALY			828	828
	JAPAN			403	403
	NETH	236			236

1. See page 154.

SHIPPING REPORT, 1961

TABLE 1. Cargoes Loaded at Canadian Ports for Foreign Countries, by Country of Destination, Kind of Cargo, Registry of Vessel and Geographic Area

Country of Destination and Kind of Cargo	Registry ¹ of Vessel	At Atlantic and Lower St. Lawrence Ports, Montreal and below	At Great Lakes and Upper St. Lawrence Ports above Montreal	At Pacific Ports	Total
		Cargo tons (2000 lb.)			
WHEAT FLOUR CONTD	NORW			25	25
	UK			10	10
FOOD PREPARATIONS NES	JAPAN			2	2
HAY AND STRAW	SWEON	45			45
LUMBER AND TIMBER	JAPAN			106	106
SAWMILL PRODUCTS NES	JAPAN			51	51
VENEER AND PLYWOOD	JAPAN			9	9
NEWSPRINT PAPER	GER	27			27
	NETH	92			92
PAPER NES	DENMK			2	2
	ITALY			39	39
	JAPAN			44	44
	UK			14	14
	OTHER			7	7
CHEMICALS NES	GER	5			5
CHEMICAL PRODUCTS NES	CAN	189			189
FUEL OIL	OTHER	8,070			8,070
CONTAINERS EMPTY	ITALY			90	90
CONTAINERS NES	JAPAN			9	9
GENERAL CARGO	GER	427	84		511
	ITALY			13	13
	JAPAN			323	323
	NETH	1,405			1,405
	NORW			92	92
	SWEDN	183			183
	OTHER			101	101
		10,763	219	3,438	14,420
NICARAGUA					
FISH CANNED	USA			1	1
MALT	GREEK			111	111
	USA			110	110
	OTHER			166	166
WHEAT FLOUR	GER			583	583
	GREEK			567	567
	ITALY			900	900
	JAPAN			226	226
	NORW			794	794
	USA			1,597	1,597
	OTHER			3,969	3,969
TEXTILE FIBRES NES	USA			5	5
NEWSPRINT PAPER	USA			369	369
	OTHER			205	205
PAPER PAPERBOARD NES	OTHER			4	4
SACKING MATERIALS	USA			11	11
MISC PRODUCTS NES	USA			2	2
GENERAL CARGO	USA			4	4
				9,624	9,624
PANAMA					
FISH CANNEO	JAPAN			19	19
	USA			3	3
	OTHER			1	1
OATS	USA			196	196
WHEAT	LIBER	3,860			3,860
MALT	USA			886	886
WHEAT FLOUR	DENMK	4			4
	JAPAN			805	805
	NETH			98	98
	UK			152	152
	USA			5,831	5,831
	OTHER			365	365
CEREALS MILLED NES	USA			13	13

SHIPPING REPORT, 1961

TABLE 1. Cargoes Loaded at Canadian Ports for Foreign Countries, by Country of Destination, Kind of Cargo, Registry of Vessel and Geographic Area

Country of Destination and Kind of Cargo	Registry ¹ of Vessel	At Atlantic and Lower St. Lawrence Ports, Montreal and below	At Great Lakes and Upper St. Lawrence Ports above Montreal	At Pacific Ports	Total
		Cargo tons (2000 lb.)			
PANAMA CONTD					
APPLES	NETH			98	98
	USA			88	88
POTATOES	NORW	167			167
SEEDS FOR SOWING NES	USA			10	10
ASBESTOS UNMANUFACTURED	NORW	200			200
GYPSPUM	CAN	885			885
LUMBER AND TIMBER	GREEK			2,246	2,246
	JAPAN			1,042	1,042
	LIBER			1,021	1,021
	NORW			1,492	1,492
	USA			78	78
VENEER AND PLYWOOD	USA			8	8
NEWSPRINT PAPER	DENMK	325			325
	JAPAN			30	30
	NETH	23			23
	NORW	317			317
	USA			12	12
	OTHER	215			215
PAPER NES	JAPAN			71	71
	NETH			73	73
	UK			42	42
	USA			183	183
	OTHER			88	88
PAPER PAPERBOARD NES	DENMK	7			7
	USA			27	27
TEXTILE FAB MATRLS NES	USA			8	8
CHEMICALS NES	DENMK	166			166
	NETH	10			10
	NORW	21	548	659	1,228
	OTHER	11		339	350
CHEMICAL PRODUCTS NES	DENMK	1			1
	NORW			994	994
	OTHER			339	339
IRON AND STEEL PIPES	NETH			1	1
ALUMINUM BAR INGOT	DENMK	62			62
ALUMINUM NES	DENMK	100			100
COPPER AND ALLOYS NES	JAPAN			5	5
	NETH			7	7
GENERAL CARGO	DENMK	2,206			2,206
	JAPAN			342	342
	NORW	426			426
	OTHER	386			386
		9,392	548	17,672	27,612
PUERTO RICO					
FISH FRESH OR FROZEN	CAN	627			627
	JAPAN			1	1
FISH SMOKED SALTED	CAN	1,179			1,179
	LIBER	31			31
MALT	USA			111	111
WHEAT FLOUR	NORW			387	387
	USA			768	768
PULPWOOD	CAN	690			690
CRUDE WOOD MATRLS NES	CAN	75			75
ASBESTOS UNMANUFACTURED	ITALY	219			219
	NORW	201			201
	OTHER	23			23
LUMBER AND TIMBER	DENMK			4,506	4,506
	GER			674	674
	GREEK			57,897	57,897
	ITALY			2,043	2,043
	JAPAN			27,956	27,956
	LIBER	80		7,986	8,066
	NORW			10,825	10,825

1. See page 154.

SHIPPING REPORT, 1961

TABLE 1. Cargoes Loaded at Canadian Ports for Foreign Countries, by Country of Destination, Kind of Cargo, Registry of Vessel and Geographic Area

Country of Destination and Kind of Cargo	Registry ¹ of Vessel	At Atlantic and Lower St. Lawrence Ports, Montreal and below	At Great Lakes and Upper St. Lawrence Ports above Montreal	At Pacific Ports	Total
		Cargo tons (2000 lb.)			
LUMBER AND TIMBER CONTD	PANAM			7,841	7,841
VENEER AND PLYWOOD	JAPAN			6	6
WOOD FAB MATRLS NES	JAPAN			22	22
WOODPULP	JAPAN			174	174
NEWSPRINT PAPER	ITALY	454			454
	LIBER	2,838			2,838
	NORW	3,862			3,862
	OTHER	1,203			1,203
PAPER NES	NORW			2	2
	USA			85	85
SACKING MATERIALS	USA			11	11
CHEMICAL PRODUCTS NES	CAN	112			112
IRON STEEL INGOT ETC	GER		12,039		12,039
ALUMINUM BAR INGOT	ITALY	52			52
	LIBER	41			41
	NORW	358			358
	OTHER	245			245
	NORW	147			147
ALUMINUM NES	NORW				147
COPPER ALLOYED	JAPAN			2	2
COPPER AND ALLOYS NES	ITALY	5			5
	JAPAN			22	22
GENERAL CARGO	GER		1,115		1,115
	ITALY	5,155			5,155
	LIBER	4,609			4,609
	NETH			22	22
	NORW	8,493			8,493
	OTHER	10,809			10,809
		41,508	13,154	121,341	176,003
U S VIRGIN ISLANDS					
LUMBER AND TIMBER	DENMK			113	113
NEWSPRINT PAPER	DENMK			3	3
	JAPAN			3	3
				119	119
GREENLAND					
MARINE ANIMALS NES	CAN	95			95
GENERAL CARGO	CAN	20			20
	DENMK	1,022			1,022
		1,137			1,137
ST PIERRE AND MIQUELON					
CATTLE	OTHER	49			49
OTHER LIVE ANIMALS	CAN	8			8
	OTHER	87			87
MEAT AND MEAT PREP NES	OTHER	2			2
FISH FRESH OR FROZEN	CAN	35			35
FRESH FRUITS NES	OTHER	110			110
POTATOES	OTHER	393			393
VEGETABLES FRESH NES	OTHER	344			344
VEGETABLE PREPARATIONS	OTHER	26			26
MARG SHORTENING LARD	OTHER	3			3
FOOD PREPARATIONS NES	OTHER	20			20
FEEDS ANIMAL ORIGIN	OTHER	5			5
BEVERAGES NES	OTHER	8			8
CRUDE ANIMAL PROD NES	OTHER	75			75
LOGS ROUND TIMBER	OTHER	4			4
CRUDE WOOD MATRLS NES	OTHER	39			39
COAL BITUMINOUS	OTHER	6,090			6,090
COAL CRUDE PET PROD NES	OTHER	12			12
LUMBER AND TIMBER	CAN	73			73
	OTHER	443			443

SHIPPING REPORT, 1961

TABLE 1. Cargoes Loaded at Canadian Ports for Foreign Countries, by Country of Destination, Kind of Cargo, Registry of Vessel and Geographic Area

Country of Destination and Kind of Cargo	Registry ¹ of Vessel	At Atlantic and Lower St. Lawrence Ports, Montreal and below	At Great Lakes and Upper St. Lawrence Ports above Montreal	At Pacific Ports	Total
		Cargo tons (2000 lb.)			
ST PIERRE AND MIQUELON CONTD					
RAILWAY TIES	OTHER	15			15
SAWMILL PRODUCTS NES	OTHER	23			23
WOOD FAB MATRLS NES	OTHER	5			5
TEXTILE FAB MATRLS NES	CAN	5			5
	OTHER	3			3
GLYCOL	CAN	1			1
CHEMICALS NES	OTHER	3			3
CHEMICAL PRODUCTS NES	OTHER	2			2
GASOLINE	CAN	532			532
	OTHER	209			209
FUEL OIL	CAN	19,146			19,146
	OTHER	2,182			2,182
LUB OILS AND GREASES	CAN	2			2
PET AND COAL PROD NES	OTHER	29			29
STEEL PLATE AND SHEET	OTHER	7			7
RAILS AND TRACK MATRL	OTHER	7			7
IRON AND STEEL NES	OTHER	4			4
METAL FAB PROD NES	OTHER	10			10
MACHINERY AND PARTS	OTHER	3			3
AUTOMOBILES AND CHASSIS	OTHER	4			4
CONTAINERS EMPTY	CAN	2			2
	DENMK	2			2
	OTHER	23			23
WOOD END PRODUCTS	OTHER	4			4
MISC PRODUCTS NES	CAN	1			1
	OTHER	10			10
GENERAL CARGO	CAN	19			19
	DENMK	340			340
	OTHER	3,304			3,304
		33,723			33,723
U S ALASKA					
FISH FRESH OR FROZEN	USA			5	5
OATS	USA			255	255
VEGETABLES FRESH NES	CAN			2,441	2,441
FOOD PREPARATIONS NES	CAN			10,650	10,650
ALF BEER ETC	CAN			2,344	2,344
SEEDS FOR SOWING NES	USA			60	60
LOGS ROUND TIMBER	CAN			37	37
SULPHUR	USA			3,696	3,696
LUMBER AND TIMBER	CAN			4,002	4,002
	GREEK			5,436	5,436
VENEER AND PLYWOOD	CAN			114	114
NEWSPRINT PAPER	CAN			31	31
	NORW			1,005	1,005
MARINE ANIMAL OILS	USA			1	1
CHEMICALS NES	USA			50	50
FERTILIZERS ETC	USA			1,733	1,733
CHEMICAL PRODUCTS NES	CAN			295	295
GASOLINE	CAN			7,417	7,417
FUEL OIL	CAN			25,930	25,930
LUB OILS AND GREASES	CAN			365	365
STEEL BAR AND ROD	CAN			464	464
STEEL PLATE AND SHEET	USA			50	50
STRUCTURAL SHAPES	CAN			998	998
RAILS AND TRACK MATRL	CAN			1,478	1,478
IRON AND STEEL PIPES	CAN			583	583
IRON AND STEEL NES	CAN			89	89
	USA			50	50
METAL FAB PROD NES	CAN			632	632
	USA			50	50
CEMENT	CAN			3,347	3,347
	USA			10,957	10,957
CEMENT BASIC PROD NES	CAN			23	23

1. See page 124.

SHIPPING REPORT, 1961

TABLE 1. Cargoes Loaded at Canadian Ports for Foreign Countries, by Country of Destination, Kind of Cargo, Registry of Vessel and Geographic Area

Country of Destination and Kind of Cargo	Registry ¹ of Vessel	At Atlantic and Lower St. Lawrence Ports, Montreal and below	At Great Lakes and Upper St. Lawrence Ports above Montreal	Cargo tons (2000 lb.)	
				At Pacific Ports	Total
LIME	CAN			1,023	1,023
NON MET MIN PROD NES	USA			93	93
MACHINERY AND PARTS	CAN			6,239	6,239
	USA			138	138
RAILWAY ROLLING STOCK	CAN			25	25
AUTOMOBILES AND CHASSIS	CAN			234	234
	USA			110	110
TRUCKS AND CHASSIS	USA			8	8
MOTOR VEHICLE NES	CAN			223	223
	USA			5	5
MISC EQUIPMENT NES	USA			1	1
HOUSEHOLD GOODS	USA			50	50
FIREARMS AND AMMUNITION	CAN			43	43
CONTAINERS EMPTY	CAN			30	30
CONTAINERS NES	CAN			32	32
MISC PRODUCTS NES	CAN			364	364
GENERAL CARGO	CAN			2,731	2,731
				95,937	95,937
U S HAWAII					
MEAT FRESH	USA			8	8
BARLEY	GER			5,331	5,331
	UK			299	299
	OTHER			1,838	1,838
OATS	GER			10	10
GRAIN CEREAL PREP NES	NORW			25	25
APPLES	GER			274	274
	UK			105	105
FEEDS ANIMAL ORIGIN	DENMK			101	101
	GER			738	738
	UK			297	297
	USA			35	35
	OTHER			141	141
CRUDE VEG MATRLS NES	DENMK			16	16
	GER			34	34
	NORW			1	1
	UK			3	3
CRUDE WOOD MATRLS NES	UK			9	9
IRON AND STEEL SCRAP	DENMK			17	17
	GER			58	58
	NORW			21	21
COAL BITUMINOUS	GER			100	100
	UK			75	75
CLAY MATERIALS NES	GER			19	19
	UK			10	10
SULPHUR	DENMK			1,680	1,680
	GER			1,120	1,120
NON MET MIN CRUDE NES	GER			19	19
LUMBER AND TIMBER	DENMK			1,412	1,412
	GER			13,894	13,894
	NORW			1,382	1,382
	UK			5,593	5,593
	USA			312	312
SAWMILL PRODUCTS NES	DENMK			122	122
	GER			595	595
	NORW			4	4
	UK			571	571
	USA			8	8
WOOD FAB MATRLS NES	GER			19	19
	NORW			29	29
NEWSPRINT PAPER	DENMK			2,988	2,988
	GER			11,375	11,375
	NORW			1,635	1,635

SHIPPING REPORT, 1961

TABLE 1. Cargoes Loaded at Canadian Ports for Foreign Countries, by Country of Destination, Kind of Cargo, Registry of Vessel and Geographic Area

Country of Destination and Kind of Cargo	Registry ¹ of Vessel	At Atlantic and Lower St. Lawrence Ports, Montreal and below	At Great Lakes and Upper St. Lawrence Ports above Montreal	Cargo tons (2000 lb.)	
				At Pacific Ports	Total
U S HAWAII CONTD					
NEWSPRINT PAPER CONTD	UK			3,490	3,490
	USA			1,282	1,282
SOYABEAN OIL	UK			15	15
FERTILIZERS ETC	DENMK			350	350
	GER			1,825	1,825
	UK			1,589	1,589
	USA			811	811
STEEL PLATE AND SHEET	GER			1	1
IRON AND STEEL NES	GER			15	15
COPPER ALLOYED	NORW			3	3
LEAD BAR INGOT PIG	GER			19	19
	USA			2	2
NICKEL AND ALLOYS	UK			22	22
METAL FAB PROD NES	UK			25	25
GLASS BASIC PROD NES	DENMK			1	1
NON MET MIN PROD NES	DENMK			42	42
	GER			72	72
	UK			97	97
MACHINERY AND PARTS	GER			2	2
AUTOMOBILES AND CHASSIS	GER			5	5
	UK			1	1
	USA			7	7
MISC EQUIPMENT NES	GER			2	2
HOUSEHOLD GOODS	DENMK			1	1
	GER			5	5
	NORW			2	2
	UK			2	2
	USA			8	8
MISC PRODUCTS NES	GER			5	5
GENERAL CARGO	DENMK			1	1
	GER			3	3
	UK			198	198
	USA			1	1
				62,227	62,227
U S PACIFIC PORTS					
MEAT AND MEAT PREP NES	OTHER			8	8
FISH FRESH OR FROZEN	CAN			39	39
	USA			748	748
FISH CANNED	USA			1,354	1,354
MARINE ANIMALS NES	CAN			38	38
	JAPAN			2	2
	USA			61	61
WHEAT FLOUR	ITALY			504	504
	USA			101	101
GRAIN CEREAL PREP NES	USA			15	15
VEGETABLES FRESH NES	CAN			22	22
	UK			2	2
	USA			6	6
COFFEE	NORW			41	41
	USA			68	68
SPICES	USA			1	1
SAUSAGE SKINS CASINGS	NETH			11	11
	UK			3	3
FOOD PREPARATIONS NES	USA			12	12
DIST ALCOHOLIC BEV	DENMK			2	2
	OTHER			4	4
CRUDE VEG MATRLS NES	USA			7	7
LOGS ROUND TIMBER	CAN			82,816	82,816
	USA			57,125	57,125
PULPWOOD	CAN			924,292	924,292
	USA			60,558	60,558
CRUDE WOOD MATRLS NES	CAN			50	50
COPPER ORE AND CONC	CAN			17,325	17,325

1. See page 154.

SHIPPING REPORT, 1961

89

TABLE 1. Cargoes Loaded at Canadian Ports for Foreign Countries, by Country of Destination, Kind of Cargo, Registry of Vessel and Geographic Area

Country of Destination and Kind of Cargo	Registry of Vessel	At Atlantic and Lower St. Lawrence Ports, Montreal and below	At Great Lakes and Upper St. Lawrence Ports above Montreal	At Pacific Ports	Total
COPPER DRE AND CONC CONTD	NORW	5,157			5,157
	UK	5,036			5,036
LEAD ORE AND CONC	USA			240	240
	NORW	557			557
ZINC ORE AND CONC	USA			1,648	1,648
MET ORES NES	NORW	79			79
IRDN AND STEEL SCRAP	CAN			400	400
	GREEK	3,050			3,050
NON FERROUS METAL SCRAP	USA			500	500
	CAN			47	47
ASBESTOS UNMANUFACTURED	NORW			58	58
	CAN			130,050	130,050
LIMESTONE	USA			157,907	157,907
CRUSHED STONE	USA			6,410	6,410
SULPHUR	CAN			5,517	5,517
HDGGED FUEL	CAN			277,858	277,858
WASTE AND SCRAP NES	CAN			43	43
	NORW			105	105
LUMBER AND TIMBER	CAN			54,753	54,753
	GREEK			922	922
LIBER	LIBER			8,838	8,838
	NORW			42,493	42,493
UK	UK			5	5
	USA			39,158	39,158
SAWMILL PRODUCTS NES	CAN			2,115	2,115
	NORW			3,636	3,636
SWEDN	SWEDN			189	189
	USA			154	154
VENEER AND PLYWOOD	USA			41	41
	USA			21	21
WOOD FAB MATRLS NES	CAN			29,259	29,259
	LIBER			96,500	96,500
NDRW	NDRW			1,005	1,005
	SWEDN			40	40
USA	USA			4,607	4,607
	CAN			1,600	1,600
NEWSPRINT PAPER	NORW	881		392,063	392,944
	SWEDN			105,904	105,904
UK	UK	2,982		4,268	7,250
	USA			73,349	73,349
OTHER	OTHER			300	300
	USA			60	60
PAPER NES	USA			4	4
PAPERBOARD	USA			4	4
PAPER PAPERBOARD NES	NORW			5	5
TEXTILE FAB MATRLS NES	CAN			15	15
	USA			12	12
OILS FATS WAXES NES	NETH			1	1
	UK	352			352
CHEMICALS NES	USA			70	70
FERTILIZERS ETC	USA			8,098	8,098
GASOLINE	CAN			70,460	70,460
USA	USA			1,610	1,610
	UK			2,500	2,500
STEEL BAR AND RDD	CAN			1,490	1,490
RAILS AND TRACK MATRL	USA			78	78
IRON AND STEEL PIPES	USA			240	240
IRON AND STEEL NES	USA			16	16
ZINC BAR INGOT PIG	CAN			37	37
METAL FAB PROD NES	USA			6,400	6,400
CEMENT	USA			4,330	4,330
	USA			75	75
LIME	USA			27	27
MACHINERY AND PARTS	CAN			282	282
	USA			26	26
AUTDMOBILES AND CHASSIS	UK			10	10
TRUCKS AND CHASSIS	CAN				
MOTOR VEH PARTS NES	CAN				

SHIPPING REPORT, 1961

TABLE 1. Cargoes Loaded at Canadian Ports for Foreign Countries, by Country of Destination, Kind of Cargo, Registry of Vessel and Geographic Area

Country of Destination and Kind of Cargo	Registry ¹ of Vessel	At Atlantic and Lower St. Lawrence Ports, Montreal and below	At Great Lakes and Upper St. Lawrence Ports above Montreal	At Pacific Ports	Total
		Cargo tons (2000 lb.)			
U S PACIFIC PORTS CONTD					
COMMUNICATION EQUIPMENT	CAN			26	26
MISC EQUIPMENT NES	CAN			1	1
	USA			8	8
HOUSEHOLD GOODS	USA			81	81
CONTAINERS EMPTY	CAN			214	214
	UK			32	32
	USA			1,211	1,211
CONTAINERS NES	CAN			744	744
	USA			85	85
MISC PRODUCTS NES	CAN			48	48
	USA			78	78
GENERAL CARGO	CAN			1,426	1,426
	DENMK	13			13
	JAPAN	62			62
	NETH			21	21
	UK	115		90	205
	USA			1,189	1,189
		18,284		2,688,318	2,706,602
U S GREAT LAKES PORTS					
FISH FRESH OR FROZEN	CAN	921			921
	UK	2,031			2,031
FISH SMOKED SALTED	CAN	200			200
LOBSTER	CAN	33			33
BARLEY	CAN	15,740	240,979		256,719
	GER	11,080			11,080
	UK		33,791		33,791
	USA		15,547		15,547
RYE	CAN		26,883		26,883
WHEAT	CAN		101,489		101,489
MALT	CAN		5,555		5,555
FRESH FRUITS NES	UK	400			400
FROZEN FRUITS BERRIES	CAN	5			5
	UK	395			395
SAUSAGE SKINS CASINGS	DENMK		6		6
	PANAM		3		3
HULLS SCREENINGS ETC	CAN		32,015		32,015
	USA	2,400			2,400
CRUDE VEG MATRLS NES	CAN		3		3
LOGS ROUND TIMBER	CAN		150		150
	USA		1,681		1,681
PULPWOOD	CAN	57,515	84,364		141,879
	UK	10,980			10,980
	USA		66,200		66,200
IRDM ORE AND CONC	CAN	3,129,590	2,333,993		5,463,583
	DENMK	6,188			6,188
	UK	199,592			199,592
	USA	133,357	1,331,698		1,465,055
	OTHER	40,913			40,913
MET ORES NES	CAN	2,750			2,750
IRON AND STEEL SCRAP	CAN		1,730		1,730
	USA		19,661		19,661
CRUDE PETROLEUM	CAN	6,500			6,500
DOLOMITE	CAN		184,544		184,544
	USA		98,862		98,862
	OTHER		592,663		592,663
SAND AND GRAVEL	CAN		227,102		227,102
	USA		104,525		104,525
LIMESTONE	CAN		11,954		11,954
	USA		13,690		13,690
CRUSHED STONE	CAN		8,475		8,475
GYPSUM	PANAM	11,540			11,540
SALT	CAN		82,040		82,040
	USA		233,664		233,664

¹ See page 154.

SHIPPING REPORT, 1961

TABLE 1. Cargoes Loaded at Canadian Ports for Foreign Countries, by Country of Destination, Kind of Cargo, Registry of Vessel and Geographic Area

Country of Destination and Kind of Cargo	Registry of Vessel	At Atlantic and Lower St. Lawrence Ports, Montreal and below	At Great Lakes and Upper St. Lawrence Ports above Montreal	At Pacific Ports	Total
		Cargo tons (2000 lb.)			
SALT CONTO	OTHER		6,000		6,000
SULPHUR	CAN	19,545			19,545
NON MET MIN CRUDE NES	CAN	7,131			7,131
	UK	1,600			1,600
	OTHER	3,360			3,360
RUBBER FAB MATERIALS	CAN	28			28
LUMBER AND TIMBER	CAN		24		24
	USA		3,016		3,016
VENEER AND PLYWOOD	USA		435		435
WOODPULP	CAN	5,299	112,142		117,441
	DENMK	1,219			1,219
	USA		6,000		6,000
NEWSPRINT PAPER	CAN	210,297	351,648		561,945
	UK	73,104			73,104
	USA		6,275		6,275
MARINE ANIMAL OILS	CAN	30			30
	UK	120			120
CHEMICALS NES	CAN	6,104	39,735		45,839
	GREEK		1,000		1,000
	ITALY	73			73
	USA		11,269		11,269
FUEL OIL	CAN	45,455	14,054		59,509
	USA		10		10
TAR PITCH AND CREOSOTE	CAN		5,615		5,615
	USA		2,200		2,200
PIG IRON	CAN	58,143	11,442		69,585
	USA		224,219		224,219
	OTHER	13,420			13,420
IRON STEEL INGOT ETC	CAN		508		508
	USA		161,304		161,304
CASTINGS AND FORGINGS	CAN		40		40
STEEL BAR AND ROD	CAN		1,358		1,358
STEEL PLATE AND SHEET	CAN		20,754		20,754
	GER		1		1
	USA		4,025		4,025
STRUCTURAL SHAPES	CAN		1,144		1,144
RAILS AND TRACK MATRL	CAN		2,886		2,886
ALUMINUM BAR INGOT	CAN	618			618
	ITALY	1,447			1,447
	NORW	926			926
CEMENT	CAN		139,913		139,913
	USA		8,952		8,952
CEMENT BASIC PROD NES	CAN		1,631		1,631
MACHINERY AND PARTS	USA		25		25
AUTOMOBILES AND CHASSIS	UK	2			2
CONTAINERS EMPTY	GER		21		21
CONTAINERS NES	CAN	1			1
GENERAL CARGO	CAN	518	32		550
	DENMK		2		2
	GER		29		29
	GREEK	459			459
	UK	60			60
	OTHER	33			33
		4,081,122	6,990,976		11,072,098
U S ATLANTIC AND GULF PORTS					
MEAT FRESH	CAN	14			14
	NORW	4			4
MEAT CURED	CAN	8			8
	NORW	1			1
FISH FRESH OR FROZEN	CAN	43,655			43,655
	GER	3,803			3,803
	LIBER	71			71
	NORW	5,738			5,738

SHIPPING REPORT, 1961

TABLE 1. Cargoes Loaded at Canadian Ports for Foreign Countries, by Country of Destination, Kind of Cargo, Registry of Vessel and Geographic Area

Country of Destination and Kind of Cargo	Registry ¹ of Vessel	At Atlantic and Lower St. Lawrence Ports, Montreal and below	At Great Lakes and Upper St. Lawrence Ports above Montreal	At Pacific Ports	Total
		Cargo tons (2000 lb.)			
U S ATLANTIC AND GULF PORTS CONTD					
FISH FRESH OR FROZEN CONTD	UK	22			22
	USA	126			126
	OTHER	698			698
FISH SMOKED SALTED	CAN	517			517
	LIBER	315			315
	NORW	133			133
	UK	24			24
FISH CANNED	USA	8			8
	CAN	120			120
	UK	69			69
LOBSTER	USA	22			22
	CAN	4,262			4,262
	LIBER	5			5
	UK	31			31
MARINE ANIMALS NES	USA	135			135
	CAN	32			32
	GER	199			199
FRESH FRUITS NES	UK	14			14
	CAN	90			90
	GER	61			61
	NORW	378			378
FROZEN FRUITS BERRIES	CAN	441			441
	GER	133			133
DRIED PRESERVED FRUITS FRUIT PREPARATIONS NES	CAN	28			28
	CAN	26			26
NUTS NES	LIBER	1			1
	SWEDN	13			13
	USA	3			3
	CAN	1,701			1,701
POTATOES	DENMK	3,600			3,600
	GER	1,300			1,300
	LIBER	3,462			3,462
	NORW	4,108			4,108
	SWEDN	1,800			1,800
	UK	3,450			3,450
	OTHER	1,478			1,478
	USA	5			5
	USA	6			6
	FOOD PREPARATIONS NES	CAN	11		
FEEDS ANIMAL ORIGIN	CAN	327			327
	USA	3			3
COMPLETE FEEDS	USA	3			3
DIST ALCOHOLIC BEV	CAN	40			40
	CAN	88			88
BEVERAGES NES	OTHER	35			35
	CAN	13			13
RAW HIDES AND SKINS	CAN	13			13
CRUDE ANIMAL PROD NES	CAN	618			618
	USA	2			2
RUBBER AND GUMS NATURAL	USA	2			2
	CAN	981			981
CRUDE VEG MATRLS NES	USA	63			63
	CAN	31,535			31,535
CRUDE WOOD MATRLS NES	CAN	113			113
TEXTILE FIBRES NES	USA	110			110
ALUMINUM ORE AND CONC	SWEON	14,896			14,896
COPPER ORE AND CONC	LIBER	5			5
	DENMK	23,016			23,016
IRON ORE AND CONC	GER	22,400			22,400
	GRFEK	129,920			129,920
LIBER	ITALY	71,232			71,232
	LIBER	2,577,621			2,577,621
NETH	NETH	86,912			86,912
	NORW	328,720			328,720
SWEDN	SWEDN	224,695			224,695
	UK	30,128			30,128
USA	USA	26,880			26,880

SHIPPING REPORT, 1961

TABLE 1. Cargoes Loaded at Canadian Ports for Foreign Countries, by Country of Destination, Kind of Cargo, Registry of Vessel and Geographic Area

Country of Destination and Kind of Cargo	Registry ¹ of Vessel	At Atlantic and Lower St. Lawrence Ports, Montreal and below	At Great Lakes and Upper St. Lawrence Ports above Montreal	At Pacific Ports	Total
		Cargo tons (2000 lb.)			
IRON ORE AND CONC CONTD	OTHER	106,512			106,512
ZINC ORE AND CONC	LIBER	7,288			7,288
	UK	5,275			5,275
MET ORES NES	ITALY	13,440			13,440
	LIBER	15,120			15,120
	NORW	46,379			46,379
ASBESTOS UNMANUFACTURED	NORW	89			89
	SWEDN	259			259
LIMESTONE	USA			2,230	2,230
BARYTES	DENMK	4,151			4,151
	GER	63,278			63,278
	GREEK	9,691			9,691
	ITALY	6,496			6,496
	LIBER	11,146			11,146
	NETH	4,236			4,236
	NORW	37,989			37,989
	PANAM	5,751			5,751
	SWEDN	5,649			5,649
	OTHER	10,696			10,696
GYPSUM	DENMK	27,210			27,210
	GER	108,151			108,151
	GREEK	42,336			42,336
	ITALY	17,798			17,798
	LIBER	770,520			770,520
	NORW	169,492			169,492
	PANAM	2,300,356			2,300,356
	SWEDN	14,610			14,610
	UK	347,810			347,810
SALT	OTHER	55,902			55,902
	CAN	6			6
	GREEK	21,163			21,163
	LIBER	28,875			28,875
	NORW	2,806			2,806
	UK	10			10
	USA	551			551
NON MET MIN CRUDE NES	GER	15,814			15,814
	NORW	8,613			8,613
WASTE AND SCRAP NES	CAN	80			80
LUMBER AND TIMBER	DENMK			7,643	7,643
	GER			10,197	10,197
	GREEK			221,327	221,327
	LIBER			386,532	386,532
	NORW			146,183	146,183
	PANAM			1,539	1,539
	UK			48,600	48,600
	OTHER			32,558	32,558
WOODPULP	CAN	1,467		700	2,167
	DENMK	10,188			10,188
	GER	3,162			3,162
	GREEK			19,829	19,829
	LIBER	22,415		10,188	32,603
	NORW	26,608		3,964	30,572
	PANAM	3,401			3,401
	UK	4,304			4,304
	USA			4,400	4,400
NEWSPRINT PAPER	CAN	27,794			27,794
	DENMK	47,180			47,180
	GER	11,277			11,277
	LIBER			750	750
	NETH	12,075			12,075
	NORW	274,252		3,000	277,252
	SWEDN	28,090			28,090
	UK	317,032			317,032
	USA			9,393	9,393
	OTHER	4,753			4,753

SHIPPING REPORT, 1961

TABLE 1. Cargoes Loaded at Canadian Ports for Foreign Countries, by Country of Destination, Kind of Cargo, Registry of Vessel and Geographic Area

Country of Destination and Kind of Cargo	Registry ¹ of Vessel	At Atlantic and Lower St. Lawrence Ports, Montreal and below	At Great Lakes and Upper St. Lawrence Ports above Montreal	At Pacific Ports	Total
U S ATLANTIC AND GULF PORTS CONTD					
TEXTILE FAB MATRLS NES	USA	19			19
MARINE ANIMAL OILS	CAN	1,488			1,488
	GER	662			662
	NORW	52			52
CHEMICALS NES	CAN	52			52
	NORW	650			650
FERTILIZERS ETC	CAN	75			75
CHEMICAL PRODUCTS NES	CAN	181			181
FUEL OIL	CAN	59			59
TAR PITCH AND CREOSOTE	LIBER	8,030			8,030
	NORW	15,417			15,417
	USA		2,460		2,460
PIG IRON	GER	4,607			4,607
	LIBER	11,200			11,200
	PANAH	3,160			3,160
	UK	5,023			5,023
	OTHER	3,450			3,450
STEEL BAR AND ROD	JAPAN			1,576	1,576
	LIBER			77	77
	USA			1,552	1,552
STEEL PLATE AND SHEET	USA	41			41
STRUCTURAL SHAPES	GREEK			35	35
	LIBER			197	197
	NORW			129	129
	OTHER			29	29
IRON AND STEEL NES	GER			32	32
METAL FAB PROD NES	GREEK			8	8
MACHINERY AND PARTS	CAN	19			19
	USA		115		115
RAILWAY ROLLING STOCK	UK	1,970			1,970
AUTOMOBILES AND CHASSIS	CAN	46			46
	NORW	2			2
	UK	2			2
MISC VEH AND PARTS NES	CAN	85			85
	NORW	74			74
	USA	9			9
HOUSEHOLD GOODS	CAN	8			8
CONTAINERS EMPTY	CAN	9			9
	UK	10			10
MISC PRODUCTS NES	CAN	25			25
	USA	1			1
GENERAL CARGO	CAN	483			483
	GER	214			214
	ITALY	3			3
	LIBER	1,031			1,031
	NETH	39			39
	NORW	3,180			3,180
	SWEDN	4			4
	UK	325			325
		8,793,727	11,968	903,275	9,708,970
GRAND TOTAL		31,256,310	8,280,996	14,223,442	53,760,748

1. See page 154.

SHIPPING REPORT, 1961

95

TABLE 2. Cargoes Loaded at Canadian Ports for Foreign Countries, by Commodity and Geographic Area

Commodity	At Atlantic and Lower St. Lawrence Ports, Montreal and below	At Great Lakes and Upper St. Lawrence Ports above Montreal	At Pacific Ports	Total
	Cargo tons (2000 lb.)			
CATTLE	1,317			1,317
OTHER LIVE ANIMALS	1,935			1,935
MEAT FRESH	955		162	1,117
MEAT CURED	194		21	215
MEAT AND MEAT PREP NES	542	413	1,214	2,169
FISH FRESH OR FROZEN	67,202		5,506	72,708
FISH SMOKED SALTED	13,676		313	13,989
FISH CANNED	3,363		8,723	12,086
LOBSTER	4,563			4,563
MARINE ANIMALS NES	4,125		276	4,401
MILK POWDER	2,904	534	826	4,264
DAIRY PRODUCE NES	2,093	65	87	2,245
BARLEY	105,353	327,868	764,928	1,198,149
CORN	529,026	1,616		530,642
OATS	1,141	455	6,113	7,709
RYE	14,777	53,225	33,913	101,915
WHEAT	6,263,492	471,239	4,054,323	10,789,054
CEREALS UNMILLED NES	479			479
MALT	2,262	5,555	13,793	21,610
WHEAT FLOUR	253,204	22,394	204,417	480,015
CEREALS MILLED NES	1,303		3,540	4,843
GRAIN CEREAL PREP NES	560	113	41	714
APPLES	17,658	18	12,535	30,211
FRESH FRUITS NES	4,630		180	4,810
FROZEN FRUITS BERRIES	974		14	988
DRIED PRESERVED FRUITS	34			34
FRUIT PREPARATIONS NES	3,911	59	40	4,010
PEANUTS	4			4
NUTS NES	3		6	9
POTATOES	84,666			84,666
VEGETABLES FRESH NES	5,779		2,555	8,334
VEGETABLES FROZEN	777		250	1,027
BEANS AND PEAS DRIED	2,368	1,012	615	3,995
VEGETABLE PREPARATIONS	479	400	15	894
SUGAR	1,571		64	1,635
SUGAR PREPARATIONS	69	2	3	74
COFFEE	9	2	109	120
TEA	5			5
SPICES	8		4	12
MARG SHORTENING LARD	1,273	49	40	1,362
SAUSAGE SKINS CASINGS	150	16	29	195
FOOD PREPARATIONS NES	4,815	332	10,918	16,065
HAY AND STRAW	65		4	69
HULLS SCREENINGS ETC	8,056	38,744	16,256	63,056
BRAN SHORTS MIDLINGS	2,202		8,838	11,040

SHIPPING REPORT, 1961

TABLE 2. Cargoes Loaded at Canadian Ports for Foreign Countries, by Commodity and Geographic Area

Commodity	At Atlantic and Lower St. Lawrence Ports, Montreal and below	At Great Lakes and Upper St. Lawrence Ports above Montreal	At Pacific Ports	Total
	Cargo tons (2000 lb.)			
GRAIN FEEDS NES	3,463	1,191	12,119	16,773
SOYABEAN OIL CAKE ETC	12,311	71,141		83,452
OIL SEED CAKE NES	2,852	1,176		4,028
FEEDS VEG ORIGIN NES	456	612	8	1,076
FEEDS ANIMAL ORIGIN	6,541		4,557	11,098
COMPLETE FEEDS	42	8,908	22,004	30,954
ALE BEER ETC	95		2,344	2,439
WINES	5		2	7
DIST ALCOHOLIC BEV	1,063	4	250	1,317
BEVERAGES NES	131			131
TOBACCO	12,198	204		12,402
RAW HIDES AND SKINS	2,005	2,238	4,007	8,250
CRUDE ANIMAL PROD NES	746		33	779
SEEDS FOR SOWING NES	657	121	3,178	3,956
FLAXSEED	75,338	48,798	204,734	328,870
MUSTARD SEED			8,199	8,199
RAPESEED			140,453	140,453
SOYABEANS	329,069	10,536		339,605
OIL SEEDS NUTS NES			1,147	1,147
RUBBER AND GUMS NATURAL	1,198			1,198
CRUDE VEG MATRLS NES	1,990	23	1,041	3,054
LOGS ROUND TIMBER	63,380	2,859	318,805	385,044
PULPWOOD	615,921	150,564	985,960	1,752,445
CRUDE WOOD MATRLS NES	552		61	613
WOOL AND ANIMAL HAIR	42	23	1	66
TEXTILE FIBRES NES	539		207	746
ALUMINUM ORE AND CONC	34,008			34,008
COPPER ORE AND CONC	56,218	14,271	36,912	107,401
IRON ORE AND CONC	12,206,221	3,681,755	1,192,038	17,080,014
LEAD ORE AND CONC	42,594		6,471	49,065
MANGANESE ORE AND CONC	46			46
NICKEL ORE AND CONC	63,203	542	13,353	77,098
ZINC ORE AND CONC	73,829	40,161	1,648	115,638
MET ORES NES	349,365	58	45	349,468
IRON AND STEEL SCRAP	290,616	223,443	51,724	565,783
NON FERROUS METAL SCRAP	7,445	338	3,793	11,576
SLAGS DROSSES ETC	26,576	190	23	26,789
COAL BITUMINOUS	6,090		702,905	708,995
CRUDE PETROLEUM	6,500			6,500
COAL CRUDE PET PROD NES	12			12
ASBESTOS UNMANUFACTURED	395,663		26,022	421,685
DOLOMITE		876,069		876,069
CLAY MATERIALS NES	730		29	759
SAND AND GRAVEL	46	331,627		331,673
LIMESTONE (1)		25,644	290,187	315,831

1. Includes crushed limestone.

SHIPPING REPORT, 1961

97

TABLE 2. Cargoes Loaded at Canadian Ports for Foreign Countries, by Commodity and Geographic Area

Commodity	At Atlantic and Lower St. Lawrence Ports, Montreal and below	At Great Lakes and Upper St. Lawrence Ports above Montreal	At Pacific Ports	Total
	Cargo tons (2000 lb.)			
CRUSHED STONE		8,475	6,410	14,885
STONE CRUDE NES			10	10
BARYTES	175,323			175,323
GYPSUM	3,866,610			3,866,610
SALT	54,685	321,704		376,389
SULPHUR	19,545		30,505	50,050
NON MET MIN CRUDE NES	56,871	55	64	56,990
HOGGED FUEL			277,858	277,858
WASTE AND SCRAP NES	778	61	1,477	2,316
LEATHER	122		32	154
RUBBER FAB MATERIALS	2,599	46		2,645
LUMBER AND TIMBER	206,420	5,056	2,666,912	2,878,388
FLOORING	5,704		24	5,728
RAILWAY TIES	15		3,334	3,349
SAWMILL PRODUCTS NES	5,870		11,593	17,463
VENEER AND PLYWOOD	400	435	68,129	68,964
BOX CRATE COOPERAGE	202		260	462
WOOD FAB MATRLS NES	2,327		190	2,517
WOODPULP	338,184	120,755	557,960	1,016,899
NEWSPRINT PAPER	1,853,415	374,557	694,412	2,922,384
PAPER NES	14,161		30,242	44,403
PAPERBOARD	34,755		7,861	42,616
BLDG PAPER AND MATRLS	102		539	641
PAPER PAPERBOARD NES	3,923		3,573	7,496
SACKING MATERIALS			22	22
TEXTILE FAB MATRLS NES	1,143		420	1,563
ANIMAL OILS AND FATS	18,158	3,687	15,833	37,678
MARINE ANIMAL OILS	2,600		517	3,117
SOYABEAN OIL		14,441	15	14,456
VEG OILS AND FATS NES	2,762	2,131	297	5,190
OILS FATS WAXES NES	305	11	1	317
GLYCOL	1	3,394		3,395
CHEMICALS NES	34,719	70,873	13,023	118,615
FERTILIZERS ETC	131		133,282	133,413
CHEMICAL PRODUCTS NES	11,127	44,888	12,488	68,503
GASOLINE	4,129		85,975	90,104
FUEL OIL	75,059	14,073	26,119	115,251
LUB OILS AND GREASES	39	2	381	422
COKE	35,919	22,270		58,189
TAR PITCH AND CREOSOTE	25,004	10,275	51	35,330
PET AND COAL PROD NES	44			44
FERRO ALLOYS	19,808	65		19,873
PIG IRON	299,037	270,123	11,925	581,085
IRON STEEL INGOT ETC	50,410	247,209	1,265	298,884
CASTINGS AND FORGINGS	187	51	442	680
STEEL BAR AND ROD	2,745	3,204	11,593	17,542

SHIPPING REPORT, 1961

TABLE 2. Cargoes Loaded at Canadian Ports for Foreign Countries, by Commodity and Geographic Area

Commodity	At Atlantic and Lower St. Lawrence Ports, Montreal and below	At Great Lakes and Upper St. Lawrence Ports above Montreal	At Pacific Ports	Total
	Cargo tons (2000 lb.)			
STEEL PLATE AND SHEET	18,533	70,722	356	89,611
STRUCTURAL SHAPES	1,665	1,144	9,535	12,344
RAILS AND TRACK MATRL	43,928	2,886	9,041	55,855
IRON AND STEEL PIPES	1,065	2,616	2,246	5,927
IRON AND STEEL NES	2,870	4,911	573	8,354
ALUMINUM BAR INGOT	226,603	471	100,810	327,884
ALUMINUM NES	9,122			9,122
COPPER UNALLOYED	88,305	1		88,306
COPPER ALLOYED	7,103	27	10	7,140
COPPER AND ALLOYS NES	7,915	10	35	7,960
LEAD BAR INGOT PIG			58,375	58,375
LEAD AND ALLOYS NES			113	113
NICKEL AND ALLOYS	11,174	2,068	5,625	18,867
TIN AND ALLOYS	26	443	275	744
ZINC BAR INGOT PIG	12,878		107,583	120,461
ZINC AND ALLOYS NES	1,029		536	1,565
NON FERROUS METALS NES	610	1,138	790	2,538
METAL FAB PROD NES	1,998	134	1,298	3,430
PLATE AND SHEET GLASS	9		6	15
GLASS BASIC PROD NES		31	1	32
CEMENT		148,865	20,704	169,569
CEMENT BASIC PROD NES	29	1,631	23	1,683
LIME	700		5,353	6,053
NON MET MIN PROD NES	2,488	746	913	4,147
MISC FAB MATRLS NES	236		10	246
MACHINERY AND PARTS	5,980	1,118	8,037	15,135
RAILWAY ROLLING STOCK	2,971		548	3,519
AUTOMOBILES AND CHASSIS	3,022	3	752	3,777
TRUCKS AND CHASSIS	731	16	36	783
MOTOR VEH PARTS NES	8,835	15	380	9,230
MOTOR VEHICLE NES		88	228	316
MISC VEH AND PARTS NES	2,349	33	2,743	5,125
RUBBER TIRES AND TUBES	6	2	6	14
COMMUNICATION EQUIPMENT	7		26	33
MISC EQUIPMENT NES	935	596	132	1,663
HOUSEHOLD GOODS	500	57	924	1,481
FIREARMS AND AMMUNITION	915		77	992
CONTAINERS EMPTY	901	65	4,282	5,248
CONTAINERS NES	694		1,237	1,931
WOOD END PRODUCTS	595	23	6	624
GLASS END PRODUCTS	1			1
MISC PRODUCTS NES	2,298	18	789	3,105
GENERAL CARGO	1,458,218	86,670	19,063	1,563,951
GRAND TOTALS	31,256,310	8,280,996	14,223,442	53,760,748

SHIPPING REPORT, 1961

TABLE 3. Cargoes Unloaded at Canadian Ports from Foreign Countries, by Country of Origin, Kind of Cargo, Registry of Vessel and Geographic Area

Country of Origin and Kind of Cargo	Registry of Vessel	At Atlantic and Lower St. Lawrence Ports, Montreal and below	At Great Lakes and Upper St. Lawrence Ports above Montreal	At Pacific Ports	Total
		Cargo tons (2000 lb.)			
UNITED KINGDOM					
OTHER LIVE ANIMALS	UK	1			1
MEAT FRESH	UK	31			31
MEAT AND MEAT PREP NES	UK			15	15
FISH FRESH DR FROZEN	UK	85		113	198
FISH SMKED SALTED	UK	151			151
FISH CANNED	UK	54		32	86
DAIRY PRDDUCE NES	UK	74			74
MALT	UK			13	13
GRAIN CEREAL PREP NES	NETH			16	16
	UK	284		251	535
DRIED PRESERVED FRUITS	NETH			19	19
	UK	151		141	292
FRUIT PULP	UK	6			6
FRUIT PREPARATIDNS NES	NETH			18	18
	UK	225		146	371
BEANS AND PEAS DRIED	UK	5		1	6
VEGETABLE PREPARATIDNS	UK	19			19
MOLASSES AND SYRUPS NES	UK			2	2
SUGAR PREPARATIDNS	GER	14	28		42
	NETH			490	490
	UK	2,441	289	1,569	4,299
COCOA AND CHOCOLATE	UK	2,441	688		3,129
COFFEE	UK	5		8	13
TEA	GER		30		30
	NETH			122	122
	UK	541		154	695
SPICES	UK			9	9
SAUSAGE SKINS CASINGS	UK	4	27		31
FOOD PREPARATIDNS NES	DENMK			14	14
	NETH			376	376
	UK	1,284		573	1,857
HULLS SCREENINGS ETC	UK			18	18
FEEDS ANIMAL DRIGIN	UK	87	40	709	836
CDMPLTE FEEDS	UK	4			4
ALE BEER ETC	GER		120		120
	UK	181	34	171	386
WINES	GER		114	2	116
	UK	413	23		436
DIST ALCOHOLIC BEV	CAN	115			115
	GER		686		686
	NETH			742	742
	NORW		56		56
	UK	7,012	3,340	1,510	11,862
BEVERAGES NES	UK	128	8	11	147
TDBACCO	UK	85			85
RAW HIDES AND SKINS	UK	94			94
CRUDE ANIMAL PROD NES	UK	32			32
SEEDS FOR SOWING NES	GER		16		16
	UK	29		4	33
RUBBER AND GUMS NATURAL	GER		22		22
	UK	68			68
CRUDE VEG MATRLS NES	NETH	63			63
	UK	82			82
WODL AND ANIMAL HAIR	UK	908		10	918
TEXTILE FIBRES NES	GER		17		17
	UK	118		11	129
COPPER ORE AND CONC	UK	772			772
MANGANESE DRE AND CONC	UK	7		31	38
NICKEL ORE AND CONC	UK	526			526
MET ORES NES	UK	246	63	83	392
SLAGS DROSSES ETC	UK	386			386
COAL ANTHRACITE	DENMK	1,545			1,545
	LIBER	11,097			11,097
	UK	22,697			22,697

1. See page 154.

SHIPPING REPORT, 1961

TABLE 3. Cargoes Unloaded at Canadian Ports from Foreign Countries, by Country of Origin, Kind of Cargo, Registry of Vessel and Geographic Area

Country of Origin and Kind of Cargo	Registry ¹ of Vessel	At Atlantic and Lower St. Lawrence Ports, Montreal and below	At Great Lakes and Upper St. Lawrence Ports above Montreal	At Pacific Ports	Total
		Cargo tons (2000 lb.)			
UNITED KINGDOM CONTD					
COAL ANTHRACITE CONTD	OTHER	5,429			5,429
COAL BITUMINOUS	LIBER	4,910			4,910
	UK	5,318			5,318
ASBESTOS UNMANUFACTURED	UK	46		45	91
CHINA CLAY	DENMK		1,402	3,900	5,302
	GER		1,928		1,928
	ITALY	6,661			6,661
	NORW	11,263	7,346		18,609
	SWEDN			1,300	1,300
	UK	5			5
CLAY MATERIALS NES	NDRW	3			3
	SWEDN			1,530	1,530
	UK	701			701
	OTHER	154			154
CRUSHED STONE	UK			10	10
STONE CRUDE NES	UK	19	430		449
GYPSUM	UK	5			5
PHOSPHATE ROCK	UK			4	4
SALT	GER	3,705			3,705
	UK	3,541			3,541
NDN MET MIN CRUDE NES	CAN	290			290
	UK	27		3	30
WASTE AND SCRAP NES	UK	334		17	351
LEATHER	GER		3		3
	UK	33	1		34
RUBBER FAB MATERIALS	UK	105		12	117
LUMBER AND TIMBER	UK	6			6
FLOORING	UK	133		24	157
WOOD FAB MATRLS NES	UK	935			935
PAPER NES	UK	981		3	984
PAPERBOARD	UK	2		1	3
BLDG PAPER AND MATRLS	UK	201			201
PAPER PAPERBOARD NES	UK	56			56
SACKING MATERIALS	UK	57		3	60
TEXTILE FAB MATRLS NES	CAN	9			9
	DENMK			223	223
	GER		94		94
	NETH			35	35
	SWEDN	8			8
	UK	3,350	305	848	4,503
ANIMAL OILS AND FATS	GER	5			5
	UK	5		4	9
MARINE ANIMAL OILS	UK	46	327		373
VEG OILS AND FATS NES	GER	1,022	4,089		5,111
	NDRW	1,284	2,806		4,090
	UK	319		2	321
OILS FATS WAXES NES	UK			10	10
GLYCOL	UK			12	12
CHEMICALS NES	CAN	210			210
	DENMK			103	103
	GER	5	77		82
	NETH			166	166
	NORW	3,269			3,269
	SWEDN	5			5
	UK	12,146	503	1,472	14,121
FERTILIZERS ETC	DENMK			2	2
	UK	76		5	81
CHEMICAL PRODUCTS NES	UK	739	20	164	923
LUB OILS AND GREASES	NETH			12	12
	UK	149		38	187
TAR PITCH AND CREOSOTE	DENMK			7,905	7,905
	LIBER			8,509	8,509
	NDRW			22,169	22,169
	SWEDN			3,933	3,933
	UK	616	139	174	929

1. See page 154.

SHIPPING REPORT, 1961

201

TABLE 3. Cargoes Unloaded at Canadian Ports from Foreign Countries, by Country of Origin, Kind of Cargo, Registry of Vessel and Geographic Area

Country of Origin and Kind of Cargo	Registry ¹ of Vessel	At Atlantic and Lower St. Lawrence Ports, Montreal and below	At Great Lakes and Upper St. Lawrence Ports above Montreal	At Pacific Ports	Total
PET AND COAL PROD NES	NETH			17	17
	UK			18	18
FERRO ALLOYS	CAN		7		7
	GER		9		9
	UK	16			16
PIG IRON	UK	4			4
IRON STEEL INGOT ETC	CAN	38			38
	DENMK	616		10	626
	UK	1,217			1,217
CASTINGS AND FORGINGS	NORW		1		1
	UK	176			176
STEEL BAR AND ROD	DENMK			34	34
	GER		48		48
	NETH			17	17
	NORW		422		422
	SWEDN	54			54
	UK	1,172	1,256	426	2,854
STEEL PLATE AND SHEET	CAN	3,225			3,225
	DENMK	2,000		3,507	5,507
	GER	22	34		56
	NETH	4,087		943	5,030
	NORW	2,058	456	568	3,082
	SWEDN	41			41
	UK	3,450	599	2,626	6,675
STRUCTURAL SHAPES	CAN	840	931		1,771
	DENMK	3,272		2,220	5,492
	GER		10		10
	UK	8,063	1,431	1,343	10,837
RAILS AND TRACK MATRL	UK	32	62	598	692
IRON AND STEEL PIPES	CAN	11			11
	DENMK			6,844	6,844
	GER		119		119
	NETH			3,033	3,033
	NORW			8,295	8,295
	UK	6,726	537	8,000	15,263
IRON AND STEEL NES	DENMK			483	483
	ITALY		51		51
	NETH			190	190
	SWEDN	347			347
	UK	3,105	136	4,484	7,725
ALUMINUM BAR INGOT	UK	147		57	204
ALUMINUM NES	GER	5			5
	SWEDN	9			9
	UK	766		17	783
COPPER UNALLOYED	UK	25			25
COPPER ALLOYED	GER		62		62
	NORW		11		11
	UK	56	91		147
COPPER AND ALLOYS NES	GER		40		40
	UK	132			132
TIN AND ALLOYS	UK	5			5
ZINC AND ALLOYS NES	NETH			5	5
NON FERROUS METALS NES	UK	470			470
METAL FAB PROD NES	DENMK	135		118	253
	GER	7			7
	NETH			718	718
	SWEDN	10			10
	UK	2,703	301	648	3,652
SEWER PIPE AND TILE	UK			18	18
PLATE AND SHEET GLASS	CAN	108			108
	DENMK	1,003			1,003
	GER	64			64
	NORW	180			180
	SWEDN	182			182
	UK	2,641	156	934	3,731

SHIPPING REPORT, 1961

TABLE 3. Cargoes Unloaded at Canadian Ports from Foreign Countries, by Country of Origin, Kind of Cargo, Registry of Vessel and Geographic Area

Country of Origin and Kind of Cargo	Registry ¹ of Vessel	At Atlantic and Lower St. Lawrence Ports, Montreal and below	At Great Lakes and Upper St. Lawrence Ports above Montreal	At Pacific Ports	Total
		Cargo tons (2000 lb.)			
UNITED KINGDOM CONTD					
GLASS BASIC PROD NES	UK	296		9	305
CEMENT	CAN	441			441
	DENMK	1,416			1,416
	NETH			837	837
	UK	3,707		440	4,147
CEMENT BASIC PROD NES	UK	2,704			2,704
LIME	UK	387			387
NON MET MIN PROD NES	CAN	910			910
	GER		10		10
	NORW	175			175
	SWEDN	16			16
	UK	9,330	638	74	10,042
	OTHER	1,440			1,440
MISC FAB MATRLS NES	GER	3			3
	NETH			212	212
	SWEDN	48			48
	UK	1,654	99	1,464	3,217
MACHINERY AND PARTS	CAN	61			61
	DENMK	258		3	261
	GER	205	749		954
	NETH			1,036	1,036
	NORW	491	279		770
	SWEDN	65			65
	UK	19,506	3,702	3,292	26,500
RAILWAY ROLLING STOCK	UK	8		13	21
AUTOMOBILES AND CHASSIS	CAN	268			268
	DENMK	16		12	28
	GER	1,457		346	1,803
	NETH	815		29	844
	NORW	9,913	759	7,341	18,013
	PANAM	230			230
	SWEDN	271			271
	UK	25,598	967	142	26,707
TRUCKS AND CHASSIS	UK	92			92
MOTOR VEH PARTS NES	NORW	16			16
	UK	1,241		18	1,259
MOTOR VEHICLE NES	DENMK			17	17
	UK	150	13	31	194
MISC VEH AND PARTS NES	DENMK			5	5
	GER	25			25
	NETH			15	15
	SWEDN	8			8
	UK	967	279	98	1,344
RUBBER TIRES AND TUBES	GER		32		32
	UK		4	56	60
COMMUNICATION EQUIPMENT	UK	114		2	116
MISC EQUIPMENT NES	GER	13	49		62
	NETH			9	9
	SWEDN	14			14
	UK	2,380	189	391	2,960
HOUSEHOLD GOODS	GER	46	24		70
	SWEDN	7			7
	UK	2,308	1,255	789	4,352
FIREARMS AND AMMUNITION	UK	3		13	16
CONTAINERS EMPTY	CAN	66			66
	UK	711		10	721
CONTAINERS NES	GER	7			7
	UK	266		262	528
MISC PRODUCTS NES	CAN	58			58
	DENMK			2	2
	GER	55		10	65
	NETH	33			33
	SWEDN	47			47
	UK	4,086	8	341	4,435
	OTHER	17			17

1. See page 154.

SHIPPING REPORT, 1961

TABLE 3. Cargoes Unloaded at Canadian Ports from Foreign Countries, by Country of Origin, Kind of Cargo, Registry of Vessel and Geographic Area

Country of Origin and Kind of Cargo	Registry ¹ of Vessel	At Atlantic and Lower St. Lawrence Ports, Montreal and below	At Great Lakes and Upper St. Lawrence Ports above Montreal	At Pacific Ports	Total
		Cargo tons (2000 lb.)			
GENERAL CARGO	CAN	4,302			4,302
	DENMK	8,322		3	8,325
	GER	1,295	13,645		14,940
	ITALY	204	3		207
	NETH	4,899	3,588	3,294	11,781
	NORW	7,136	3,188	7,652	17,976
	SWEDN	582			582
	UK	370,278	31,278	23,727	425,283
	OTHER	1,689		2,828	4,517
		665,040	92,599	161,016	918,655
GIBRALTAR AUTOMOBILES AND CHASSIS	DENMK			5	5
				5	5
MALTA AND GOZO GENERAL CARGO	OTHER	1			1
		1			1
BELGIUM AND LUXEMBOURG FISH CANNED	GER			4	4
	UK	8			8
DAIRY PRODUCE NES	GER			40	40
	NORW			8	8
	SWEDN			6	6
FRUIT PREPARATIONS NES	OTHER			3	3
	GER			9	9
VEGETABLES FRESH NES	OTHER			8	8
	NETH			3	3
MOLASSES AND SYRUPS NES	SWEDN			11	11
	UK			1	1
FOOD PREPARATIONS NES	GER			86	86
	NETH	5			5
	SWEDN			98	98
WINES	GER			4	4
	SWEDN			15	15
DIST ALCOHOLIC BEV	UK	1			1
	NETH			10	10
	SWEDN			7	7
BEVERAGES NES	UK			8	8
	GER	154			154
SEEDS FOR SOWING NES	NETH	195			195
CRUDE VEG MATRLS NES	GER			8	8
	NETH			1	1
	NORW	25			25
	SWEDN			13	13
	UK			2	2
TEXTILE FIBRES NES	GER			1	1
	UK		4		4
ZINC ORE AND CONC	GER			91	91
	GER			7	7
	NORW			3	3
STONE CRUDE NES	GER			10	10
	GER		253	1	254
NON MET MIN CRUDE NES	NORW			2	2
	NORW	22			22
WASTE AND SCRAP NES	GER			90	90
	GER		83		83
RUBBER FAB MATERIALS	GER	23	1	150	174
	NORW	96			96
	OTHER			4	4
TEXTILE FAB MATRLS NES	OTHER				
	DENMK	5,549			5,549
CHEMICALS NES					

SHIPPING REPORT, 1961

TABLE 3. Cargoes Unloaded at Canadian Ports from Foreign Countries, by Country of Origin, Kind of Cargo, Registry of Vessel and Geographic Area

Country of Origin and Kind of Cargo	Registry ¹ of Vessel	At Atlantic and Lower St. Lawrence Ports, Montreal and below	At Great Lakes and Upper St. Lawrence Ports above Montreal	At Pacific Ports	Total
		Cargo tons (2000 lb.)			
BELGIUM AND LUXEMBOURG CONTO					
CHEMICALS NES CONTO	GER	4,133	133	300	4,566
	NETH	37		148	185
	NORW	6,398	1,400	1	7,799
	SWEDN	5,250		391	5,641
	OTHER	41		11	52
FERTILIZERS ETC	DENMK	3,518			3,518
	GER	3,914			3,914
	NETH	68			68
	NORW		3,400		3,400
	SWEDN	1,634			1,634
CHEMICAL PRODUCTS NES	GER			208	208
	NETH	20			20
	NORW			4	4
	SWEDN			25	25
LUB OILS AND GREASES	GER			24	24
PET AND COAL PROD NES	GER	11			11
FERRO ALLOYS	GER		309		309
IRON STEEL INGOT ETC	DENMK	1,689			1,689
	GER	400		119	519
CASTINGS AND FORGINGS	GER	10		38	48
STEEL BAR AND ROD	GER	589	1,239	1,709	3,537
	NETH	80			80
	NORW			12	12
	SWEDN			180	180
	UK	3,396	790	147	4,333
	OTHER			426	426
STEEL PLATE AND SHEET	GER	1,451	280	772	2,503
	NORW			314	314
	SWEDN			371	371
	UK	2,789			2,789
	OTHER			8	8
STRUCTURAL SHAPES	GER	5,500	8,812	2,529	16,841
	NETH	1,793			1,793
	NORW	882			882
	UK	6,575	2,502	88	9,165
	OTHER		662	287	949
RAILS AND TRACK MATRL	GER			65	65
IRDN AND STEEL PIPES	GER	85		465	550
	NETH			127	127
	SWEDN			78	78
	UK			74	74
	OTHER	111		130	241
IRON AND STEEL NES	GER	454	113	546	1,113
	NETH	12			12
	NORW	25		59	84
	SWEDN			108	108
	UK	77	50	33	160
ALUMINUM BAR INGOT	GER	34			34
ALUMINUM NES	GER	70	1		71
	UK	28			28
	OTHER	14			14
TIN AND ALLOYS	GER			56	56
ZINC BAR INGOT PIG	UK	8			8
ZINC AND ALLOYS NES	GER			85	85
	UK			57	57
	UK			57	57
NON FERROUS METALS NES	UK			57	57
METAL FAB PROD NES	DENMK	68			68
	GER		469	514	983
	NETH	4		6	10
	NORW			119	119
	SWEDN			133	133
	UK		3,079	11	3,090
PLATE AND SHEET GLASS	DENMK	679			679
	GER	803	120	3,410	4,333
	NETH	399		404	803

1. See page 154.

SHIPPING REPORT, 1961

155

TABLE 3. Cargoes Unloaded at Canadian Ports from Foreign Countries, by Country of Origin, Kind of Cargo, Registry of Vessel and Geographic Area

Country of Origin and Kind of Cargo	Registry ¹ of Vessel	At Atlantic and Lower St. Lawrence Ports, Montreal and below	At Great Lakes and Upper St. Lawrence Ports above Montreal	At Pacific Ports	Total
		Cargo tons (2000 lb.)			
PLATE AND SHEET GLASS CONTO	NORW	89		44	133
	SWEDN			547	547
	UK	19		503	522
GLASS BASIC PROD NES	GER			509	509
	NETH			11	11
CEMENT	GER	170		14	184
CEMENT BASIC PROD NES	GER	21			21
	NETH	20			20
NON MET MIN PROD NES	GER			171	171
	SWEDN			40	40
MISC FAB MATRLS NES	GER			3	3
MACHINERY AND PARTS	GER	9		178	187
	SWEDN			636	636
	UK	1,260			1,260
	OTHER	5		95	100
AUTOMOBILES AND CHASSIS	DENMK	2			2
	GER			7	7
	NORW			7	7
	UK	148			148
	OTHER	50			50
MOTOR VEHICLE NES	GER		30		30
RUBBER TIRES AND TUBES	GER			1	1
	NETH			13	13
MISC EQUIPMENT NES	GER		20	10	30
	NETH	14			14
	SWEDN			19	19
	OTHER		45		45
HOUSEHOLD GOODS	GER		4	824	828
	NETH	1			1
MISC PRODUCTS NES	GER	32		76	108
	NETH	9			9
	NORW	16			16
	OTHER	17			17
GENERAL CARGO	DENMK	1,785			1,785
	GER	72,579	16,229	144	88,952
	ITALY	290			290
	NETH	10,198	6,555	323	17,076
	NORW	9,989	1,532		11,521
	SWEDN	800		163	963
	UK	65,927	9,554	493	75,974
	OTHER	2,084	434	1	2,519
		224,661	58,103	20,185	302,949
DENMARK					
FISH FRESH OR FROZEN	DENMK			4	4
FISH CANNED	DENMK			2	2
DAIRY PRODUCE NES	OTHER			26	26
FRUIT PULP	DENMK			12	12
SUGAR PREPARATIONS	DENMK			4	4
	SWEDN	1			1
FOOD PREPARATIONS NES	DENMK			22	22
	GER			1	1
	SWEDN			277	277
ALE BEER ETC	DENMK			83	83
WINES	SWEDN	4			4
DIST ALCOHOLIC BEV	DENMK			9	9
	SWEDN			68	68
CRUDE ANIMAL PROD NES	DENMK			27	27
	UK	1,550			1,550
SEEDS FOR SOWING NES	SWEDN			35	35
NON MET MIN CRUDE NES	DENMK	3,155			3,155
VENEER AND PLYWOOD	SWEDN	7			7
PAPER PAPERBOARD NES	SWEDN	166			166
TEXTILE FAB MATRLS NES	GER			1	1

SHIPPING REPORT, 1961

TABLE 3. Cargoes Unloaded at Canadian Ports from Foreign Countries, by Country of Origin, Kind of Cargo, Registry of Vessel and Geographic Area

Country of Origin and Kind of Cargo	Registry ¹ of Vessel	At Atlantic and Lower St. Lawrence Ports, Montreal and below	At Great Lakes and Upper St. Lawrence Ports above Montreal	At Pacific Ports	Total
		Cargo tons (2000 lb.)			
DENMARK CONTD					
TEXTILE FAB MATRLS CONTD	SWEDN			259	259
CHEMICALS NES	DENMK			48	48
	GER			11	11
STRUCTURAL SHAPES	GER			77	77
IRON AND STEEL NES	SWEDN			3	3
PLATE AND SHEET GLASS	GER			36	36
CEMENT	DENMK		10,192		10,192
	NORW		2,912		2,912
CEMENT BASIC PROD NES	DENMK		2,912		2,912
NON MET MIN PROD NES	DENMK			447	447
	SWEDN	3			3
MISC FAB MATRLS NES	DENMK			1	1
	SWEDN	13			13
MACHINERY AND PARTS	SWEDN		24	32	56
AUTOMOBILES AND CHASSIS	DENMK			11	11
MISC VEH AND PARTS NES	DENMK			8	8
MISC EQUIPMENT NES	DENMK			9	9
	SWEDN			14	14
HOUSEHOLD GOODS	DENMK			10	10
MISC PRODUCTS NES	GER			2	2
GENERAL CARGO	DENMK			10	10
	NETH	489	22		511
	NORW	655	468	88	1,211
	SWEDN	2,033	1,306	80	3,419
	OTHER	2		6	8
		8,078	17,836	1,723	27,637
FINLAND					
DAIRY PRODUCE NES	SWEDN			6	6
FOOD PREPARATIONS NES	SWEDN			45	45
LIMESTONE	SWEDN			19	19
STONE CRUDE NES	SWEDN		15		15
WOOD FAB MATRLS NES	SWEDN		10		10
PAPERBOARD	SWEDN	46			46
PAPER PAPERBOARD NES	SWEDN	57		139	196
MISC FAB MATRLS NES	SWEDN	18			18
CONTAINERS EMPTY	SWEDN			10	10
GENERAL CARGO	GER	931			931
	NORW		20		20
	SWEDN	4,341	1,809	34	6,184
		5,393	1,854	253	7,500
FRANCE ATLANTIC					
MEAT AND MEAT PREP NES	UK	2			2
DAIRY PRODUCE NES	GER	15			15
	UK	279			279
GRAIN CEREAL PREP NES	UK	2			2
FRESH FRUITS NES	NORW			12	12
DRIED PRESERVED FRUITS	UK	20			20
FRUIT PREPARATIONS NES	UK	14			14
VEGETABLE PREPARATIONS	UK	6			6
MOLASSES AND SYRUPS NES	GER			1	1
	OTHER			5	5
SUGAR PREPARATIONS	NORW	6			6
	UK	16			16
CDCOA AND CHOCOLATE	UK	15			15
VINEGAR	UK	5			5
FOOD PREPARATIONS NES	UK	15			15
	OTHER			44	44
WINES	GER	10			10
	OTHER	12	59	132	203
DIST ALCOHOLIC BEV	CAN	123			123
	GER	456	513		969

1. See page 154.

SHIPPING REPORT, 1961

107

TABLE 3. Cargoes Unloaded at Canadian Ports from Foreign Countries, by Country of Origin, Kind of Cargo, Registry of Vessel and Geographic Area

Country of Origin and Kind of Cargo	Registry ¹ of Vessel	At Atlantic and Lower St. Lawrence Ports, Montreal and below	At Great Lakes and Upper St. Lawrence Ports above Montreal	At Pacific Ports	Total
DIST ALCOHOLIC BEV CONTD	NORW	135			135
	SWEDN			32	32
	UK	15			15
	OTHER	343	364	287	994
BEVERAGES NES	GER	383			383
	NORW	715			715
	UK	101			101
	OTHER	175			175
TORACCO	CAN	2			2
RAW HIDES AND SKINS	UK	2			2
SEEDS FOR SOWING NES	UK	3			3
CRUDE VEG MATRLS NES	UK	2			2
WOOL AND ANIMAL HAIR	UK	10			10
TEXTILE FIBRES NES	UK	6			6
	OTHER			31	31
MET ORES NES	UK	4			4
WASTE AND SCRAP NES	UK	3			3
LEATHER	NORW	12			12
RUBBER FAB MATERIALS	NORW			3	3
PAPER NES	UK	10			10
PAPERBOARD	NETH	4			4
TEXTILE FAB MATRLS NES	NORW	2			2
	UK	18			18
CHEMICALS NES	CAN	2			2
	GER	20	6	6	32
	NORW	7			7
	UK	236			236
	OTHER			25	25
CHEMICAL PRODUCTS NES	CAN	30			30
	UK	53			53
LUB OILS AND GREASES	CAN	3			3
	UK	4			4
FERRO ALLOYS	UK	3			3
	OTHER		113		113
IRON STEEL INGOT ETC	UK	7			7
STEEL BAR AND ROD	UK	276			276
	OTHER	8			8
STEEL PLATE AND SHEET	CAN	2			2
	GER			5	5
	UK	66			66
STRUCTURAL SHAPES	OTHER	43			43
IRON AND STEEL PIPES	NORW	100			100
	UK	768			768
	OTHER			9	9
IRON AND STEEL NES	UK	198			198
	OTHER	30			30
NON FERROUS METALS NES	UK	1			1
METAL FAB PROD NES	GER	24			24
	NORW	7			7
	UK	2			2
	OTHER			6	6
PLATE AND SHEET GLASS	OTHER			15	15
CEMENT	GER	20			20
CEMENT BASIC PROD NES	OTHER	100			100
NON MET MIN PROD NES	OTHER	1			1
MISC FAB MATRLS NES	UK	9			9
MACHINERY AND PARTS	CAN	11			11
	GER	37	43	3	83
	UK	188			188
	OTHER			777	777
AUTOMOBILES AND CHASSIS	CAN	12			12
	GER	577	69	354	1,000
	NETH	13			13
	NORW	759	453		1,212
	UK	2,877			2,877

SHIPPING REPORT, 1961

TABLE 3. Cargoes Unloaded at Canadian Ports from Foreign Countries, by Country of Origin, Kind of Cargo, Registry of Vessel and Geographic Area

Country of Origin and Kind of Cargo	Registry ¹ of Vessel	At Atlantic and Lower St. Lawrence Ports, Montreal and below	At Great Lakes and Upper St. Lawrence Ports above Montreal	At Pacific Ports	Total
FRANCE ATLANTIC CONTD	OTHER	954	672	227	1,853
AUTOS AND CHASSIS CONTD	GER			1	1
MOTOR VEH PARTS NES	UK	64			64
	OTHER			2	2
MOTOR VEHICLE NES	UK	3			3
MISC VEH AND PARTS NES	UK	12			12
RUBBER TIRES AND TUBES	CAN	12			12
	ITALY			1	1
	UK	30			30
MISC EQUIPMENT NES	UK	42			42
HOUSEHOLD GOODS	CAN	2			2
	GER			10	10
	UK	177			177
FIREARMS AND AMMUNITION	CAN	17			17
	UK	23			23
CONTAINERS EMPTY	UK	54			54
	OTHER	4			4
CONTAINERS NES	UK	34			34
MISC PRODUCTS NES	CAN	100			100
	GER	2			2
	NETH	30			30
	NORW	12			12
	UK	896			896
	OTHER	5			5
GENERAL CARGO	GER	15,000	1,860	58	16,918
	NETH	4,869	616		5,485
	NORW	6,072	278		6,350
	SWEDN	40			40
	UK	15,633	11		15,644
	OTHER	5,673	686	57	6,416
		59,195	5,743	2,103	67,041
FRANCE MEDITERRANEAN	ITALY			79	79
FRESH FRUITS NES	OTHER			35	35
DRIED PRESERVED FRUITS	ITALY			10	10
	PANAM		24		24
	USA	11			11
FRUIT PREPARATIONS NES	GER		77		77
	OTHER		40		40
NUTS NES	ITALY			6	6
MOLASSES AND SYRUPS NES	USA	4			4
SPICES	ITALY			6	6
	UK	3			3
	OTHER		1		1
WINES	GER	23			23
	ITALY			12	12
	OTHER	46			46
DIST ALCOHOLIC BEV	ITALY			58	58
TEXTILE FIBRES NES	ITALY			28	28
	OTHER		34		34
VEG OILS AND FATS NES	ITALY			20	20
	OTHER		55		55
OILS FATS WAXES NES	PANAM		28		28
CHEMICALS NES	GER		44		44
	NORW			1	1
	OTHER		86		86
CHEMICAL PRODUCTS NES	GER	1			1
FERRO ALLOYS	GER		144		144
	OTHER		232		232
CEMENT	ITALY			206	206
CEMENT BASIC PROD NES	GER	150			150
	UK	353			353
	OTHER	586			586

1. Same page 154.

SHIPPING REPORT, 1961

104

TABLE 3. Cargoes Unloaded at Canadian Ports from Foreign Countries, by Country of Origin, Kind of Cargo, Registry of Vessel and Geographic Area

Country of Origin and Kind of Cargo	Registry ¹ of Vessel	At Atlantic and Lower St. Lawrence Ports, Montreal and below	At Great Lakes and Upper St. Lawrence Ports above Montreal	At Pacific Ports	Total
		Cargo tons (2000 lb.)			
NON MET MIN PROD NES	ITALY			10	10
	OTHER		1		1
AUTOMOBILES AND CHASSIS	ITALY			2	2
MISC VEH AND PARTS NES	ITALY			8	8
RUBBER TIRES AND TUBES	ITALY			101	101
HOUSEHOLD GOODS	ITALY			16	16
	OTHER		5		5
MISC PRODUCTS NES	OTHER		2		2
GENERAL CARGO	GER	793	176	39	1,008
	ITALY	65	35	233	333
	NORW	40		132	172
	PANAM	21	2		23
	UK	167			167
	USA	12	46		58
	OTHER	4,130	999		5,129
		6,405	2,031	1,002	9,438
GERMANY FEDERAL REPUBLIC					
FISH FRESH OR FROZEN	GER	68		2	70
	NETH			4	4
	UK			2	2
FISH CANNED	GER			19	19
	OTHER			2	2
DAIRY PRODUCE NES	GER			26	26
	NETH			23	23
	UK			9	9
GRAIN CEREAL PREP NES	GER			11	11
NUTS NES	NETH			6	6
	OTHER			1	1
VEGETABLES FRESH NES	GER			28	28
MOLASSES AND SYRUPS NES	GER			2	2
SUGAR PREPARATIONS	GER	16		21	37
	OTHER			4	4
COCOA AND CHOCOLATE	GER		28	7	35
COFFEE	GER			4	4
SPICES	GER			2	2
FOOD PREPARATIONS NES	GER			282	282
	UK			10	10
	OTHER			29	29
WINES	GER			8	8
SEEDS FOR SOWING NES	GER			4	4
MUSTARO SEED	GER		100		100
	NORW	2			2
CRUDE VEG MATRLS NES	GER	79			79
TEXTILE FIBRES NES	GER	88			88
BARYTES	GER		38		38
SALT	GER		10		10
LEATHER	GER			1	1
RUBBER FAB MATERIALS	GER			8	8
SAWMILL PRODUCTS NES	GER			4	4
VENEER AND PLYWOOD	GER	26			26
WOOD FAB MATRLS NES	GER			1	1
	OTHER			4	4
BLOG PAPER AND MATRLS	GER			12	12
SACKING MATERIALS	OTHER			15	15
TEXTILE FAB MATRLS NES	GER	373	408	490	1,271
	NORW	35			35
	OTHER			10	10
OILS FATS WAXES NES	GER			3	3
CHEMICALS NES	OENMK	150			150
	GER	2,929	434	228	3,591
	NETH	10			10
	NORW	252	1,830		2,082
	UK			16	16

SHIPPING REPORT, 1961

TABLE 3. Cargoes Unloaded at Canadian Ports from Foreign Countries, by Country of Origin, Kind of Cargo, Registry of Vessel and Geographic Area

Country of Origin and Kind of Cargo	Registry ¹ of Vessel	At Atlantic and Lower St. Lawrence Ports, Montreal and below	At Great Lakes and Upper St. Lawrence Ports above Montreal	At Pacific Ports	Total
		Cargo tons (2000 lb.)			
GERMANY FED REP CONTD CHEMICALS NES CONTD FERTILIZERS ETC	OTHER			78	78
	DENMK	7,415			7,415
	GER	6,009			6,009
	NORW	5,644			5,644
	UK	2,300			2,300
CHEMICAL PRODUCTS NES	GER			2	2
FUEL OIL	GREEK	20,722			20,722
PET AND COAL PROD NES	GER		111	4	115
IRON STEEL INGOT ETC	DENMK	715			715
	GER			32	32
STEEL BAR AND ROD	GER	82			82
	NETH			11	11
	UK	812		3	815
	OTHER	5		329	334
STEEL PLATE AND SHEET	GER	955		50	1,005
	LIBER			744	744
	NORW	33			33
	OTHER			81	81
STRUCTURAL SHAPES	DENMK	720			720
	GER	3,440	711	1,907	6,058
	NETH	1,181		44	1,225
	SWEDN			100	100
	UK	950		80	1,030
IRON AND STEEL PIPES	GER	190	7	60	257
	NETH	18			18
	NORW	594			594
	OTHER			284	284
IRDN AND STEEL NES	GER	96	168	767	1,031
	NORW	3		26	29
	UK			43	43
	OTHER	27		300	327
ALUMINUM NES	GER			2	2
COPPER ALLOYED	GER	35		5	40
COPPER AND ALLOYS NES	GER	26			26
ZINC AND ALLOYS NES	NORW	2			2
NON FERROUS METALS NES	GER	17			17
METAL FAB PROD NES	DENMK	28			28
	GER	95	131	505	731
	NETH	10			10
	NORW	7		47	54
	UK			44	44
	OTHER			136	136
PLATE AND SHEET GLASS	DENMK	1,366			1,366
	GER	706	170	495	1,371
	NETH	115		21	136
	NORW	120			120
	OTHER			116	116
GLASS BASIC PROD NES	GER			17	17
CEMENT	GER	40		112	152
CEMENT BASIC PROD NES	GER	40			40
NON MET MIN PROD NES	GER	13		8	21
MISC FAB MATRLS NES	GER	27		2	29
	NETH	10		10	20
	NORW	12			12
	OTHER			7	7
MACHINERY AND PARTS	GER	1,188	99	415	1,702
	NETH	187			187
	NORW	208			208
	UK			7	7
	OTHER	24		103	127
AUTOMOBILES AND CHASSIS	DENMK	5			5
	GER	6,820	4,795	4,420	16,035
	LIBER			34	34
	NORW	990	438	290	1,718
	SWEDN	5,578	1,533	398	7,509

1. See page 154.

SHIPPING REPORT, 1961

111

TABLE 3. Cargoes Unloaded at Canadian Ports from Foreign Countries, by Country of Origin, Kind of Cargo, Registry of Vessel and Geographic Area

Country of Origin and Kind of Cargo	Registry ¹ of Vessel	At Atlantic and Lower St. Lawrence Ports, Montreal and below	At Great Lakes and Upper St. Lawrence Ports above Montreal	At Pacific Ports	Total
		Cargo tons (2000 lb.)			
AUTOS AND CHASSIS CONTD	UK	1,691	882	180	2,753
	OTHER	253	250	1	504
MOTOR VEH PARTS NES	GER	23		59	82
	OTHER			45	45
MOTOR VEHICLE NES	GER			9	9
	NORW	3			3
MISC VEH AND PARTS NES	GER		2	8	10
RUBBER TIRES AND TUBES	GER			21	21
	OTHER			13	13
COMMUNICATION EQUIPMENT	GER	21			21
MISC EQUIPMENT NES	GER	174	41	48	263
	SWEDN			1	1
	OTHER			10	10
HOUSEHOLD GOODS	GER	192	43	387	622
	NETH	5			5
	NORW			1	1
	OTHER			51	51
CONTAINERS EMPTY	GER	1			1
CONTAINERS NES	GER			1	1
GLASS END PRODUCTS	GER	16			16
MISC PRODUCTS NES	GER	84		227	311
	NORW			3	3
	OTHER			12	12
GENERAL CARGO	DENMK	4,665			4,665
	GER	74,100	19,896	372	94,368
	LIBER			34	34
	NETH	11,404	2,977	160	14,541
	NORW	9,595	931	665	11,191
	SWEDN	146	3	1,252	1,401
	UK	2,403	6,700	1,052	10,155
	OTHER	375	333	324	1,032
		178,759	43,069	18,373	240,201
GREECE					
DRIED PRESERVED FRUITS	ITALY			2	2
BEANS AND PEAS DRIED	USA	2			2
VEGETABLE PREPARATIONS	USA	34			34
WINES	ITALY			5	5
DIST ALCOHOLIC BEV	ITALY			3	3
TEXTILE FIBRES NES	UK		160		160
HOUSEHOLD GOODS	ITALY			4	4
	USA	1			1
GENERAL CARGO	GER	11			11
	GREEK	13			13
	ITALY	11			11
	NORW	3		5	8
	SWEDN		17		17
	UK	169	38		207
	USA	1			1
	OTHER	882	125	7	1,014
		1,127	340	26	1,493
ICELAND					
MARINE ANIMAL OILS	NORW	2,136	4,216		6,352
		2,136	4,216		6,352
EIRE					
GRAIN CEREAL PREP NES	UK	8			8
SUGAR PREPARATIONS	UK	6			6
COCOA AND CHOCOLATE	UK	29			29
FOOD PREPARATIONS NES	UK	3	342		345
DIST ALCOHOLIC BEV	UK		9		9

SHIPPING REPORT, 1961

TABLE 3. Cargoes Unloaded at Canadian Ports from Foreign Countries, by Country of Origin, Kind of Cargo, Registry of Vessel and Geographic Area

Country of Origin and Kind of Cargo	Registry ¹ of Vessel	At Atlantic and Lower St. Lawrence Ports, Montreal and below	At Great Lakes and Upper St. Lawrence Ports above Montreal	At Pacific Ports	Total
		Cargo tons (2000 lb.)			
EIRE CONTD					
TEXTILE FAB MATRLS NES	UK		15		15
AUTOMOBILES AND CHASSIS	UK	2			2
MISC EQUIPMENT NES	UK	1			1
MISC PRODUCTS NES	UK	2			2
GENERAL CARGO	UK	720	139		859
	OTHER	2,643	197		2,840
		3,414	702		4,116
ITALY					
DAIRY PRODUCE NES	ITALY			108	108
	UK	27			27
CEREALS UNMILLED NES	GER		13		13
	ITALY			30	30
	OTHER		11		11
GRAIN CEREAL PREP NES	UK	44			44
	USA	30			30
FRESH FRUITS NES	GER		42		42
	NORW			10	10
	UK		110		110
	OTHER		461	37	498
DRIED PRESERVED FRUITS	GER		204		204
	ITALY			137	137
	NORW			85	85
	USA	6			6
	OTHER		1,448		1,448
FRUIT PREPARATIONS NES	ITALY			108	108
	OTHER		58		58
NUTS NES	NORW			25	25
	OTHER		80		80
VEGETABLES FRESH NES	ITALY			20	20
	NORW		5		5
	UK	36			36
	USA	155			155
	OTHER		41		41
VEGETABLE PREPARATIONS	GER		201		201
	ITALY			37	37
	UK		94		94
	USA	6			6
	OTHER		326		326
SPICES	GER		1		1
	USA	15			15
FOOD PREPARATIONS NES	ITALY			208	208
	UK	21			21
	USA	14			14
WINES	DENMK	1			1
	GER	3			3
	ITALY	56		195	251
	UK	80			80
DIST ALCOHOLIC BEV	DENMK	6			6
	ITALY			122	122
BEVERAGES NES	ITALY			12	12
SEEDS FOR SOWING NES	UK	10			10
CRUDE VEG MATRLS NES	ITALY			3	3
	USA	43			43
LOGS ROUND TIMBER	ITALY			54	54
IRON ORE AND CONC	GER		336		336
	UK	14,381			14,381
CRUSHED STONE	ITALY	32			32
	OTHER		397		397
STONE CRUDE NES	DENMK	60			60
	GER		266		266
	ITALY	255		98	353
	NORW	53	178		231
	UK	427			427

1. See page 154.

SHIPPING REPORT, 1961

TABLE 3. Cargoes Unloaded at Canadian Ports from Foreign Countries, by Country of Origin, Kind of Cargo, Registry of Vessel and Geographic Area

Country of Origin and Kind of Cargo	Registry ¹ of Vessel	At Atlantic and Lower St. Lawrence Ports, Montreal and below	At Great Lakes and Upper St. Lawrence Ports above Montreal	At Pacific Ports	Total
		Cargo tons (2000 lb.)			
STONE CRUDE CONTD	USA	634			634
	OTHER	670	957		1,627
NON MET MIN CRUDE NES	ITALY			10	10
	OTHER	557			557
LEATHER	OTHER		2		2
WOOD FAB MATRLS NES	ITALY			18	18
	NORW			2	2
PAPER NES	ITALY			22	22
TEXTILE FAB MATRLS NES	GER		3		3
VEG OILS AND FATS NES	ITALY			39	39
	USA	38			38
	OTHER		63		63
OILS FATS WAXES NES	ITALY			6	6
CHEMICALS NES	DENMK	3			3
	USA	16			16
FERTILIZERS ETC	NORW	4,200			4,200
CHEMICAL PRODUCTS NES	USA	32			32
CASTINGS AND FORGINGS	OTHER		30		30
STEEL BAR AND ROD	ITALY			31	31
STEEL PLATE AND SHEET	UK	470			470
	USA	347			347
STRUCTURAL SHAPES	GER		1,265		1,265
	ITALY	399		1,320	1,719
	NORW		168		168
	PANAM		376		376
	UK	370			370
	USA	916			916
	OTHER	787			787
IRDN AND STEEL PIPES	ITALY			3	3
	USA	5			5
	OTHER		135		135
IRON AND STEEL NES	ITALY			30	30
	UK	368			368
	USA	512			512
	OTHER		77		77
ALUMINUM NES	OTHER		6		6
METAL FAB PROD NES	GER		41		41
	ITALY	7		828	835
	UK	158			158
	USA	136			136
	OTHER		1		1
PLATE AND SHEET GLASS	ITALY			10	10
GLASS BASIC PROD NES	GER		4		4
	ITALY			4	4
NON MET MIN PROD NES	GER		1		1
	ITALY			8	8
	UK	28			28
	OTHER	17	2		19
MISC FAB MATRLS NES	ITALY			31	31
	UK		3		3
	USA	3			3
MACHINERY AND PARTS	GER		8		8
	ITALY			6	6
	UK	11	12		23
	USA	95			95
	OTHER		9		9
AUTOMOBILES AND CHASSIS	ITALY			2	2
MISC VEH AND PARTS NES	ITALY			14	14
MISC EQUIPMENT NES	ITALY			15	15
	UK		3		3
	OTHER	1			1
HOUSEHOLD GOODS	DENMK	1			1
	GER		8		8
	ITALY			29	29
	PANAM		8,601		8,601

SHIPPING REPORT, 1961

TABLE 3. Cargoes Unloaded at Canadian Ports from Foreign Countries, by Country of Origin, Kind of Cargo, Registry of Vessel and Geographic Area

Country of Origin and Kind of Cargo	Registry ¹ of Vessel	At Atlantic and Lower St. Lawrence Ports, Montreal and below	At Great Lakes and Upper St. Lawrence Ports above Montreal	At Pacific Ports	Total
		Cargo tons (2000 lb.)			
ITALY CONTD					
HOUSEHOLD GOODS CONTD	SWEDN		1		1
	UK	3	1		4
	USA	78			78
	OTHER		17		17
CONTAINERS EMPTY	NETH		42		42
	NORW		42		42
CONTAINERS NES	OTHER		18		18
MISC PRODUCTS NES	ITALY			52	52
	UK	2			2
	OTHER	13	8	2	23
GENERAL CARGO	DENMK	119			119
	GER	2,681	1,494	1,051	5,226
	GREEK	400			400
	ITALY	6,762	1,533	2,949	11,244
	NETH	645	149		794
	NORW	5,974	2,193	140	8,307
	PANAM	967	408		1,375
	SWEDN	113	218		331
	UK	12,683	3,256	7	15,946
	USA	271	1,810		2,081
	OTHER	16,264	8,519	103	24,886
		73,517	35,756	8,021	117,294
NETHERLANDS					
FISH CANNED	GER			3	3
	NETH			1	1
	UK			27	27
DAIRY PRODUCE NES	GER	88		26	114
	NETH			18	18
	SWEDN			10	10
	UK			4	4
	OTHER			7	7
CEREALS UNMILLED NES	GER	759		5,071	5,830
	NETH	5			5
	NORW	10			10
GRAIN CEREAL PREP NES	GER			6	6
FROZEN FRUITS BERRIES	NETH	68			68
DRIED PRESERVED FRUITS	NETH	14			14
FRUIT PULP	GER	37			37
	NETH	96			96
	NORW	10			10
FRUIT PREPARATIONS NES	NORW	27		2	29
VEGETABLES FRESH NES	GER	15	30	20	65
	NORW	18			18
VEGETABLE PREPARATIONS	GER			6	6
	NETH	6			6
SUGAR PREPARATIONS	GER	12		3	15
	NETH			9	9
	UK			25	25
COCOA AND CHOCOLATE	GER			43	43
	NETH	11			11
	NORW	5			5
TEA	GER			8	8
	NETH			23	23
	NORW			2	2
	UK			6	6
FOOD PREPARATIONS NES	GER			386	386
	NETH			243	243
	NORW	2			2
	SWEDN			10	10
	UK			158	158
COMPLETE FEEDS	GER			1	1
WINES	GER			22	22
	NETH	17			17

1. See page 154.

SHIPPING REPORT, 1961

115

TABLE 3. Cargoes Unloaded at Canadian Ports from Foreign Countries, by Country of Origin, Kind of Cargo, Registry of Vessel and Geographic Area

Country of Origin and Kind of Cargo	Registry ¹ of Vessel	At Atlantic and Lower St. Lawrence Ports, Montreal and below	At Great Lakes and Upper St. Lawrence Ports above Montreal	At Pacific Ports	Total
		Cargo tons (2000 lb.)			
WINES CONTD	NORW	3			3
DIST ALCOHOLIC BEV	GER			2	2
	NETH			88	88
	NORW	2			2
	UK			146	146
TOBACCO	GER	10			10
	NETH			6	6
SEEDS FOR SOWING NES	GER		12	2	14
	OTHER			9	9
MUSTARD SEED	GER			3	3
OIL SEEDS NUTS NES	GER			7	7
	NORW			1	1
CRUDE VEG MATRLS NES	GER			18	18
	NETH			353	353
	NORW	27			27
	SWEDN			12	12
	UK	100		183	283
	OTHER			16	16
TEXTILE FIBRES NES	GER			16	16
	NETH	2			2
	NORW			16	16
	UK			13	13
MET ORES NES	NORW			28	28
CLAY MATERIALS NES	GER			11	11
	NORW			2	2
SALT	CAN	40			40
RUBBER FAB MATERIALS	GER			1	1
WOOD FAB MATRLS NES	GER			12	12
PAPER NES	GER			12	12
PAPER PAPERBOARD NES	GER			9	9
TEXTILE FAB MATRLS NES	GER	13		158	171
	NETH			150	150
	UK			450	450
	OTHER			10	10
VEG OILS AND FATS NES	GER		123		123
	NETH	66			66
	NORW	82			82
OILS FATS WAXES NES	GER		165		165
	ITALY		155		155
CHEMICALS NES	GER	242	173	656	1,071
	NETH	6	26	167	199
	NORW			25	25
	UK			106	106
	OTHER			93	93
CHEMICAL PRODUCTS NES	NETH			18	18
	NORW	10			10
FUEL OIL	NORW		150		150
LUB OILS AND GREASES	GER			121	121
	UK			25	25
PET AND COAL PROD NES	NETH			24	24
FERRO ALLOYS	GER	112			112
IRON STEEL INGOT ETC	GER			27	27
STEEL BAR AND ROD	GER	552		159	711
STEEL PLATE AND SHEET	GER	27	435	3	465
	OTHER	298			298
STRUCTURAL SHAPES	GER	2	1,148	143	1,293
	UK			222	222
	OTHER			32	32
RAILS AND TRACK MATRL	GER			186	186
IRON AND STEEL PIPES	GER	95	124	3,135	3,354
	NETH			34	34
IRON AND STEEL NES	GER	30	483	107	620
	NETH	58		110	168
	NORW	36		140	174
	UK			117	117

SHIPPING REPORT, 1961

TABLE 3. Cargoes Unloaded at Canadian Ports from Foreign Countries, by Country of Origin, Kind of Cargo, Registry of Vessel and Geographic Area

Country of Origin and Kind of Cargo	Registry ¹ of Vessel	At Atlantic and Lower St. Lawrence Ports, Montreal and below	At Great Lakes and Upper St. Lawrence Ports above Montreal	At Pacific Ports	Total
NETHERLANDS CONTD					
ZINC AND ALLOYS NES	GER			113	113
NON FERROUS METALS NES	NETH	3			3
METAL FAB PROD NES	GER		11	527	538
	NETH			36	36
	NORW	240		130	370
	UK			24	24
	OTHER			11	11
PLATE AND SHEET GLASS	GER	299	19	34	352
	NETH	6		60	66
	NORW	2			2
	UK			204	204
GLASS BASIC PROD NES	GER	92			92
	NETH			11	11
	UK			13	13
CEMENT	GER	200			200
	NETH	100			100
CEMENT BASIC PROD NES	GER	22			22
NON MET MIN PROD NES	GER			29	29
MISC FAB MATRLS NES	GER			13	13
	NETH	13		14	27
MACHINERY AND PARTS	GER	311	2	92	405
	NETH			189	189
	NORW	25	56	1	82
	UK			275	275
AUTOMOBILES AND CHASSIS	GER			7	7
	NETH			4	4
	NORW			3	3
MOTOR VEH PARTS NES	GER	15			15
MISC VEH AND PARTS NES	NETH		78		78
RUBBER TIRES AND TUBES	GER			4	4
	NORW	4			4
MISC EQUIPMENT NES	GER	10			10
HOUSEHOLD GOODS	GER		7	101	108
	UK			1	1
	OTHER			1	1
CONTAINERS NES	GER		2	41	43
MISC PRODUCTS NES	GER	32		68	100
	NETH	6			6
	NORW	6			6
GENERAL CARGO	GER	25,680	4,010	63	29,753
	ITALY	53	11		64
	NETH	16,374	5,677	50	22,001
	NORW	16,391	5,093	7	21,491
	SWEDN			222	222
	UK	669		598	1,267
	OTHER	97			97
		63,661	17,990	17,170	98,821
NORWAY					
FOOD PREPARATIONS NES	NORW			21	21
ILMENITE ORE	GER	12,362			12,362
SALT	NORW	3,492			3,492
PAPER PAPERBOARD NES	NORW	169			169
CHEMICAL PRODUCTS NES	CAN	2			2
NICKEL AND ALLOYS	NORW		3,436		3,436
NON FERROUS METALS NES	NORW		264		264
NON MET MIN PROD NES	UK	976			976
MACHINERY AND PARTS	NORW	227			227
AUTOMOBILES AND CHASSIS	NORW	1			1
MISC EQUIPMENT NES	NORW	1			1
HOUSEHOLD GOODS	NORW			10	10
MISC PRODUCTS NES	NORW	1			1
GENERAL CARGO	NDRW	6,483	1,092	1,309	8,884
	SWEDN	446			446
		24,160	4,792	1,340	30,292

1. See page 154.

SHIPPING REPORT, 1961

117

TABLE 3. Cargoes Unloaded at Canadian Ports from Foreign Countries, by Country of Origin, Kind of Cargo, Registry of Vessel and Geographic Area

Country of Origin and Kind of Cargo	Registry of Vessel	At Atlantic and Lower St. Lawrence Ports, Montreal and below	At Great Lakes and Upper St. Lawrence Ports above Montreal	At Pacific Ports	Total
		Cargo tons (2000 lb.)			
PORTUGAL					
FISH CANNED	ITALY			23	23
	NETH			7	7
	USA	25			25
NUTS NES	OTHER	3			3
VEGETABLES FRESH NES	NETH			4	4
VEGETABLE PREPARATIONS	GER		170		170
	OTHER		271		271
WINES	NETH			37	37
	SWEDN			38	38
	UK	102			102
	USA	5			5
DIST ALCOHOLIC BEV	NETH			88	88
TEXTILE FIBRES NES	USA	3			3
STONE CRUDE NES	USA	5			5
WOOD FAB MATRLS NES	GER	163			163
	UK	5			5
	OTHER	104			104
TEXTILE FAB MATRLS NES	NETH			144	144
	NORW			88	88
	OTHER		1		1
VEG OILS AND FATS NES	ITALY			7	7
	OTHER	2			2
MACHINERY AND PARTS	NETH			2	2
HOUSEHOLD GOODS	GER	1			1
	ITALY			1	1
MISC PRODUCTS NES	OTHER	3			3
GENERAL CARGO	GER	557	711	15	1,283
	GREEK	158			158
	ITALY	413	106	9	528
	NETH	58		1	59
	NORW	805	200	25	1,030
	PANAM	118	205		323
	SWEDN	12	15		27
	UK	2,270	685		2,955
	USA	13	87		100
	OTHER	3,035	910		3,945
		7,860	3,361	489	11,710
SPAIN					
FISH FRESH OR FROZEN	ITALY			4	4
	OTHER		24		24
FRESH FRUITS NES	USA	17			17
DRIED PRESERVED FRUITS	GER	21			21
	ITALY			34	34
	NORW		270		270
	UK	36	320		356
	USA	232			232
	OTHER	152	463		615
FRUIT PULP	OTHER	5			5
FRUIT PREPARATIONS NES	ITALY			10	10
	UK		427		427
NUTS NES	ITALY			125	125
	USA	33			33
VEGETABLES FRESH NES	ITALY			7	7
	OTHER		22		22
VEGETABLE PREPARATIONS	OTHER	30	11		41
COFFEE	ITALY			47	47
SPICES	ITALY			3	3
	NORW			8	8
	SWEDN		1		1
FOOD PREPARATIONS NES	ITALY			6	6
	UK	3			3
WINES	GER	10			10

SHIPPING REPORT, 1961

TABLE 3. Cargoes Unloaded at Canadian Ports from Foreign Countries, by Country of Origin, Kind of Cargo, Registry of Vessel and Geographic Area

Country of Origin and Kind of Cargo	Registry ¹ of Vessel	At Atlantic and Lower St. Lawrence Ports, Montreal and below	At Great Lakes and Upper St. Lawrence Ports above Montreal	At Pacific Ports	Total
		Cargo tons (2000 lb.)			
SPAIN CONTD					
WINES CONTD	ITALY			24	24
	UK	1			1
	OTHER	10			10
DIST ALCOHOLIC BEV	ITALY			22	22
	NORW			4	4
CRUDE WOOD MATRLS NES	ITALY			4	4
TEXTILE FIBRES NES	ITALY			23	23
SALT	DENMK	3,682			3,682
	GER	12,667			12,667
	LIBER	2,894			2,894
	NETH	4,460			4,460
	NORW	4,818			4,818
	SWEDN	10,020			10,020
	OTHER	7,164			7,164
WOOD FAB MATRLS NES	GER	8			8
	ITALY	65		85	150
	NORW			15	15
	UK	40			40
	USA	13			13
	OTHER			13	13
PAPER NES	GER	11			11
TEXTILE FAB MATRLS NES	USA	15			15
VEG OILS AND FATS NES	ITALY			21	21
	NORW			4	4
	SWEDN		66		66
	UK	10			10
	USA	53			53
OILS FATS WAXES NES	ITALY			4	4
CHEMICALS NES	USA	20			20
METAL FAB PROD NES	ITALY			16	16
	OTHER	3			3
PLATE AND SHEET GLASS	USA	17			17
NON MET MIN PROD NES	ITALY			8	8
MISC FAB MATRLS NES	GER	1			1
HOUSEHOLD GOODS	ITALY			1	1
	NORW			3	3
	USA	50			50
MISC PRODUCTS NES	NORW			1	1
GENERAL CARGO	GER	416	505	40	961
	ITALY	1,486	614	45	2,145
	NETH	75			75
	NORW	242	508	48	798
	PANAM	189	48		237
	SWEDN	47	79		126
	UK	2,795	1,383		4,178
	USA	107	563		670
	OTHER	2,803	831	28	3,662
		54,721	6,135	653	61,509
SWEDEN					
SUGAR PREPARATIONS	OTHER			4	4
FOOD PREPARATIONS NES	SWEDN			246	246
DIST ALCOHOLIC BEV	SWEDN			5	5
CRUDE VEG MATRLS NES	SWEDN	13			13
LIMESTONE	SWEDN			22	22
STONE CRUDE NES	SWEDN	115		226	341
VENEER AND PLYWOOD	SWEDN	324			324
WOODPULP	SWEDN	107			107
PAPERBOARD	SWEDN	216			216
PAPER PAPERBOARD NES	SWEDN	396	30	35	461
VEG OILS AND FATS NES	SWEDN	792			792
CHEMICALS NES	SWEDN	23			23
PIG IRON	SWEDN			5	5
STEEL BAR AND ROD	SWEDN		133		133

1. See page 154.

SHIPPING REPORT, 1961

TABLE 3. Cargoes Unloaded at Canadian Ports from Foreign Countries, by Country of Origin, Kind of Cargo, Registry of Vessel and Geographic Area

Country of Origin and Kind of Cargo	Registry ¹ of Vessel	At Atlantic and Lower St. Lawrence Ports, Montreal and below	At Great Lakes and Upper St. Lawrence Ports above Montreal	At Pacific Ports	Total
STEEL PLATE AND SHEET	SWEDN			14	14
STRUCTURAL SHAPES	SWEDN			5	5
IRON AND STEEL PIPES	SWEDN		98		98
IRON AND STEEL NES	SWEDN			18	18
METAL FAB PROD NES	NORW	2			2
	SWEDN			11	11
GLASS BASIC PROD NES	SWEDN			11	11
NON MET MIN PROD NES	SWEDN	83			83
MACHINERY AND PARTS	SWEDN	415	2	609	1,026
AUTOMOBILES AND CHASSIS	SWEDN	495	115	541	1,151
MOTDR VEH PARTS NES	SWEDN			4	4
MISC VEH AND PARTS NES	SWEDN	18			18
MISC EQUIPMENT NES	SWEDN			101	101
FIREARMS AND AMMUNITION	SWEDN			10	10
MISC PRDDUCTS NES	SWEDN	4			4
GENERAL CARGO	NETH	320			320
	NORW	194	279		473
	SWEDN	21,936	6,077	156	28,169
	OTHER			9	9
		25,453	6,734	2,032	34,219
POLAND					
MEAT FRESH	OTHER	515			515
MEAT AND MEAT PREP NES	OTHER	1,303			1,303
DAIRY PRODUCE NES	OTHER	219			219
FRESH FRUITS NES	SWEDN		1,063	98	1,161
	OTHER	5			5
FROZEN FRUITS BERRIES	SWEDN		159		159
FRUIT PULP	SWEDN		84		84
FRUIT PREPARATIONS NES	SWEDN		591		591
FOOD PREPARATIONS NES	OTHER	256			256
DIST ALCOHOLIC BEV	OTHER	5			5
PAPER PAPERBOARD NES	OTHER	163			163
TEXTILE FAB MATRLS NES	OTHER	107			107
CHEMICALS NES	OTHER	22			22
STEEL PLATE AND SHEET	OTHER	358			358
METAL FAB PROD NES	OTHER	772			772
PLATE AND SHEET GLASS	SWEDN	9			9
	OTHER	1,770			1,770
MISC FAB MATRLS NES	OTHER	41			41
AUTOMOBILES AND CHASSIS	OTHER	185			185
MISC VEH AND PARTS NES	SWEDN			83	83
	OTHER	281			281
HOUSEHOLD GOODS	OTHER	1,638			1,638
GENERAL CARGO	NORW		17		17
	SWEDN	2,288	838		3,126
	OTHER	4,482			4,482
		14,419	2,752	181	17,352
U S S R EUROPE					
CHEMICALS NES	ITALY	3,200	4,400		7,600
FERTILIZERS ETC	NORW	5,363			5,363
GENERAL CARGO	SWEDN	668			668
		9,231	4,400		13,631
YUGOSLAVIA					
COCOA AND CHOCOLATE	OTHER		6		6
WINES	OTHER		5		5
TEXTILE FIBRES NES	OTHER		31		31
CLAY MATERIALS NES	OTHER	2,204			2,204
TEXTILE FAB MATRLS NES	USA	2			2
FERRO ALLOYS	USA	3			3

SHIPPING REPORT, 1961

TABLE 3. Cargoes Unloaded at Canadian Ports from Foreign Countries, by Country of Origin, Kind of Cargo, Registry of Vessel and Geographic Area

Country of Origin and Kind of Cargo	Registry ¹ of Vessel	At Atlantic and Lower St. Lawrence Ports, Montreal and below	At Great Lakes and Upper St. Lawrence Ports above Montreal	At Pacific Ports	Total	
		Cargo tons (2000 lb.)				
YUGOSLAVIA CONTD FERRO ALLOYS CONTD IRON AND STEEL PIPES METAL FAB PROD NES GLASS BASIC PROD NES MISC EQUIPMENT NES HOUSEHOLD GOODS MISC PRODUCTS NES GENERAL CARGO	OTHER	224			224	
	OTHER		6		6	
	USA	34			34	
	OTHER		18		18	
	OTHER		8		8	
	USA	26			26	
	USA	83			83	
	USA	18			18	
	USA	6	109		115	
	OTHER	1,544	724		2,268	
		4,144	907		5,051	
CYPRUS TEXTILE FIBRES NES	UK		466		466	
			466		466	
KUWAIT CRUDE PETROLEUM FUEL OIL	ITALY	58,753			58,753	
	NETH	156,276			156,276	
	NORW	27,702			27,702	
	PANAM	31,334			31,334	
	SWEDN	59,769			59,769	
	UK	383,524			383,524	
	OTHER	61,197			61,197	
	LIBER	20,777			20,777	
			799,332			799,332
	BRITISH MIDDLE EAST N E S COFFEE CRUDE PETROLEUM GENERAL CARGO	UK	16			16
DENMK		89,416			89,416	
ITALY		36,403			36,403	
SWEDN		53,143			53,143	
UK		71,300			71,300	
OTHER		18,644			18,644	
UK		21			21	
			268,943			268,943
IRAN CRUDE PETROLEUM HOUSEHOLD GOODS	GREEK	165,876			165,876	
	LIBER	1,098,155			1,098,155	
	NORW	70,465			70,465	
	UK	18,324			18,324	
	NORW			3	3	
		1,352,820		3	1,352,823	
IRAQ DRIED PRESERVED FRUITS MANGANESE ORE AND CONC GENERAL CARGO	GER	794			794	
	LIBER	10,100			10,100	
	NORW	493			493	
			11,387			11,387
ISRAEL FRESH FRUITS NES FRUIT PREPARATIONS NES	DENMK	1,426			1,426	
	GER	1,155			1,155	
	OTHER	1,597			1,597	
	GER	2			2	
	NORW	1,476		1	1,477	
	OTHER			5	5	

1. See page 134.

SHIPPING REPORT, 1961

TABLE 3. Cargoes Unloaded at Canadian Ports from Foreign Countries, by Country of Origin, Kind of Cargo, Registry of Vessel and Geographic Area

Country of Origin and Kind of Cargo	Registry ¹ of Vessel	At Atlantic and Lower St. Lawrence Ports, Montreal and below	At Great Lakes and Upper St. Lawrence Ports above Montreal	At Pacific Ports	Total
NUTS NES	NORW			28	28
SUGAR PREPARATIONS	OTHER	3		3	6
DIST ALCOHOLIC BEV	NORW			1	1
HOUSEHOLD GOODS	GER	1			1
	OTHER	1			1
GENERAL CARGO	DENMK	5			5
	GER	1			1
	NORW			1	1
	SWEDN	700	84		784
	OTHER	2,540	393	70	3,003
		8,907	477	109	9,493
LEBANON					
CRUDE PETROLEUM	GREEK	42,819			42,819
	LIBER	569,802			569,802
	NORW	89,073			89,073
	PANAM	17,500			17,500
	UK	29,086			29,086
GENERAL CARGO	UK	70	2		72
	OTHER	41	9		50
		748,391	11		748,402
SAUDI ARABIA					
CRUDE PETROLEUM	NORW	17,845			17,845
		17,845			17,845
TURKEY					
NUTS NES	USA	50			50
TEXTILE FIBRES NES	UK	165			165
GENERAL CARGO	GER	226			226
	NORW	26	152		178
	UK	27	134		161
	USA	1	35		36
	OTHER		251		251
		495	572		1,067
U A R EGYPTIAN					
DRIED PRESERVED FRUITS	UK	13			13
PEANUTS	OTHER		515		515
NUTS NES	LIBER	35			35
COFFEE	NETH			9	9
TEA	LIBER	11			11
TEXTILE FIBRES NES	LIBER	50			50
	NETH			2	2
	UK	229			229
STONE CRUDE NES	UK	20			20
CHEMICALS NES	UK	262			262
HOUSEHOLD GOODS	UK	5			5
GENERAL CARGO	GER	12			12
	GREEK	451			451
	ITALY	23			23
	LIBER	63			63
	NETH	434			434
	NORW	2			2
	UK	33	24		57
	USA	1			1
	OTHER	444	1		445
		2,088	540	11	2,639

SHIPPING REPORT, 1961

TABLE 3. Cargoes Unloaded at Canadian Ports from Foreign Countries, by Country of Origin, Kind of Cargo, Registry of Vessel and Geographic Area

Country of Origin and Kind of Cargo	Registry ¹ of Vessel	At Atlantic and Lower St. Lawrence Ports, Montreal and below	At Great Lakes and Upper St. Lawrence Ports above Montreal	At Pacific Ports	Total
		Cargo tons (2000 lb.)			
U A R SYRIAN TEXTILE FIBRES NES	UK	83	19		102
	OTHER		241		241
GENERAL CARGO	NORW	8			8
	UK	54	382		436
	OTHER	843	424		1,267
		988	1,066		2,054
GHANA					
COCOA AND CHOCOLATE	UK	8,044			8,044
COFFEE	UK	224			224
LOGS ROUND TIMBER	NORW	394			394
	UK	400			400
RUBBER FAB MATERIALS	UK	102			102
LUMBER AND TIMBER	UK	1,410			1,410
VENEER AND PLYWOOD	UK	118			118
AUTOMOBILES AND CHASSIS	UK	1			1
HOUSEHOLD GOODS	NORW	1			1
MISC PRODUCTS NES	UK	31			31
GENERAL CARGO	UK	247			247
		10,972			10,972
KENYA					
FISH CANNED	NETH			2	2
BEANS AND PEAS DRIED	NETH			3	3
VEGETABLE PREPARATIONS	NETH			27	27
COFFEE	NETH			2,954	2,954
	OTHER			303	303
TEA	NETH			91	91
	OTHER			9	9
SPICES	NETH			16	16
CRUDE VEG MATRLS NES	NETH			2	2
TEXTILE FIBRES NES	NETH			87	87
HOUSEHOLD GOODS	NETH			9	9
GENERAL CARGO	NETH			11	11
	NORW	6,788			6,788
		6,788		3,514	10,302
MAURITIUS					
SUGAR	GREEK	11,182			11,182
	LIBER	11,550			11,550
	NORW	11,926			11,926
	PANAM	10,100			10,100
	SWEDN	12,100			12,100
	UK	33,396	10,315		43,711
		90,254	10,315		100,569
NIGERIA					
COCOA AND CHOCOLATE	UK	4,864			4,864
SPICES	UK	16			16
RUBBER AND GUMS NATURAL	UK	560			560
CRUDE VEG MATRLS NES	UK	28			28
LOGS ROUND TIMBER	UK	296			296
LEATHER	USA	3			3
RUBBER FAB MATERIALS	UK	1,225			1,225
LUMBER AND TIMBER	UK	224			224
VEG OILS AND FATS NES	UK	1,311			1,311
STEEL PLATE AND SHEET	NORW			476	476
		8,527		476	9,003

1. See page 154.

SHIPPING REPORT, 1961

TABLE 3. Cargoes Unloaded at Canadian Ports from Foreign Countries, by Country of Origin, Kind of Cargo, Registry of Vessel and Geographic Area

Country of Origin and Kind of Cargo	Registry ¹ of Vessel	At Atlantic and Lower St. Lawrence Ports, Montreal and below	At Great Lakes and Upper St. Lawrence Ports above Montreal	At Pacific Ports	Total
		Cargo tons (2000 lb.)			
RHODESIA AND NYASALAND GENERAL CARGO	DENMK	1			1
		1			1
SIERRA LEONE SPICES	UK	6			6
		6			6
TANGANYIKA					
COFFEE	NETH			30	30
TEA	NETH			4	4
SPICES	NETH			3	3
TEXTILE FIBRES NES	NETH			656	656
LUMBER AND TIMBER	NETH			50	50
TEXTILE FAB MATRLS NES	NETH			237	237
	OTHER			48	48
HOUSEHOLD GOODS	NETH			3	3
GENERAL CARGO	NETH			1	1
	NORW	5,320			5,320
		5,320		1,032	6,352
UNION OF SOUTH AFRICA					
FISH CANNED	NETH			10	10
CEREALS MILLED NES	NETH			1	1
FRESH FRUITS NES	NETH			40	40
DRIED PRESERVED FRUITS	NETH			28	28
FRUIT PREPARATIONS NES	NETH			292	292
	OTHER			1	1
PEANUTS	NETH			55	55
NUTS NES	NETH			224	224
	OTHER			111	111
SUGAR	NORW	8,152			8,152
	UK	23,978		12,544	36,522
	UK	9,420			9,420
MOLASSES CRUDE	NETH			48	48
MOLASSES AND SYRUPS NES	NETH			2	2
TEA	NETH			14	14
FOOD PREPARATIONS NES	NETH			354	354
WINES	NETH			298	298
DIST ALCOHOLIC BEV	NETH			4	4
SEEDS FOR SOWING NES	NETH			12	12
CRUDE VEG MATRLS NES	NETH				
IRON ORE AND CONC	NORW	2,834			2,834
MANGANESE ORE AND CONC	NORW	2,909			2,909
LIMESTONE	NETH			20	20
NON MET MIN CRUDE NES	NETH			1	1
PAPER NES	NETH			6	6
TEXTILE FAB MATRLS NES	NETH			12	12
	OTHER			148	148
OILS FATS WAXES NES	NETH			6	6
CHEMICALS NES	NETH			41	41
FERRO ALLOYS	NETH			672	672
METAL FAB PROD NES	NETH			40	40
MACHINERY AND PARTS	NETH			4	4
AUTOMOBILES AND CHASSIS	NETH			1	1
HOUSEHOLD GOODS	NETH			4	4
MISC PRODUCTS NES	NETH			4	4
	OTHER			7	7
GENERAL CARGO	GER		18		18
	NORW	35,823			35,823
		83,116	18	15,004	98,138

SHIPPING REPORT, 1961

TABLE 3. Cargoes Unloaded at Canadian Ports from Foreign Countries, by Country of Origin, Kind of Cargo, Registry of Vessel and Geographic Area

Country of Origin and Kind of Cargo	Registry ¹ of Vessel	At Atlantic and Lower St. Lawrence Ports, Montreal and below	At Great Lakes and Upper St. Lawrence Ports above Montreal	At Pacific Ports	Total
ALGERIA					
WINES	ITALY	28			28
	UK	20			20
CEMENT BASIC PROD NES	ITALY	3			3
HOUSEHOLD GOODS	ITALY	10			10
GENERAL CARGO	GREEK	114			114
	ITALY	57	28		85
	UK	490	25		515
	OTHER	87	47		134
		809	100		909
BELGIAN CONGO					
GENERAL CARGO	NORW	133			133
		133			133
FR EQUATORIAL AFRICA					
LUMBER AND TIMBER	UK	394			394
VENEER AND PLYWOOD	UK	1,489			1,489
		1,883			1,883
FRENCH WEST AFRICA					
COCOA AND CHOCOLATE	UK	112			112
COFFEE	UK	114			114
LOGS ROUND TIMBER	UK	537			537
MANGANESE ORE AND CONC	GREEK	9,942			9,942
VENEER AND PLYWOOD	UK	17			17
		10,722			10,722
GUINEA					
ALUMINUM ORE AND CONC	ITALY	55,459			55,459
	LIBER	129,584			129,584
	NORW	159,998			159,998
	PANAM	13,804			13,804
		358,845			358,845
LIBERIA					
RUBBER AND GUMS NATURAL	UK	78			78
IRON ORE AND CONC	ITALY	71,086			71,086
	NORW	113,811			113,811
CRUDE PETROLEUM	LIBER	79,065			79,065
CONTAINERS EMPTY	UK	6			6
		264,046			264,046
MOROCCO					
GENERAL CARGO	GREEK		23		23
	ITALY	177	93		270
	UK	172	12		184
	OTHER	87	25		112
		436	153		589
MOZAMBIQUE					
FISH CANNED	NETH			8	8
WHEAT	NETH			672	672
TEA	NETH			4	4
CRUDE VEG MATRLS NES	NETH			1	1
TEXTILE FIBRES NES	NETH			56	56
ASBESTOS UNMANUFACTURED	NETH			166	166
NON MET MIN CRUDE NES	NETH			504	504

SHIPPING REPORT, 1961

TABLE 3. Cargoes Unloaded at Canadian Ports from Foreign Countries, by Country of Origin, Kind of Cargo, Registry of Vessel and Geographic Area

Country of Origin and Kind of Cargo	Registry ¹ of Vessel	At Atlantic and Lower St. Lawrence Ports, Montreal and below	At Great Lakes and Upper St. Lawrence Ports above Montreal	At Pacific Ports	Total
LUMBER AND TIMBER	NETH			1	1
PAPER NES	NETH			148	148
TEXTILE FAB MATRLS NES	NETH			22	22
MACHINERY AND PARTS	NETH			3	3
HOUSEHOLD GOODS	NETH			7	7
GENERAL CARGO	NORW	7,016			7,016
		7,016		1,592	8,608
CEYLON					
COCONUT DESICCATED	DENMK	200			200
	NETH			171	171
	NORW			87	87
	UK	109			109
NUTS NES	DENMK	570			570
	UK	112			112
	USA	37			37
COCOA AND CHOCOLATE	DENMK	41			41
	USA	24			24
TEA	DENMK	1,048			1,048
	NETH			903	903
	NORW	560		544	1,104
	UK	5,371			5,371
	USA	268			268
SPICES	DENMK	2			2
FOOD PREPARATIONS NES	USA	5			5
RUBBER AND GUMS NATURAL	DENMK	1,068			1,068
	UK	165			165
	USA	102			102
TEXTILE FIBRES NES	NORW	30		15	45
MET ORES NES	UK	90			90
RUBBER FAB MATERIALS	DENMK	146			146
	NETH			3	3
	UK	1,183			1,183
	USA	73			73
PAPER NES	UK	31			31
SACKING MATERIALS	NETH			94	94
	NORW			68	68
VEG OILS AND FATS NES	DENMK	3,038			3,038
	GREEK	896			896
	NETH		2,223	6	2,229
	NORW	24			24
	UK	12,090			12,090
GENERAL CARGO	DENMK	1,184			1,184
	NETH	3,994	6,015		10,009
	UK	442			442
		32,903	8,238	1,891	43,032
HONG KONG					
FISH FRESH OR FROZEN	NORW			58	58
	UK			27	27
FISH CANNED	NORW			6	6
MARINE ANIMALS NES	NORW			30	30
CEREALS UNMILLED NES	NORW			1	1
FLOUR NES	UK			63	63
	USA			222	222
GRAIN CEREAL PREP NES	JAPAN			63	63
NUTS NES	NORW			499	499
	USA			12	12
VEGETABLES FRESH NES	JAPAN			9	9
	NORW			13	13
BEANS AND PEAS DRIED	NORW			8	8
COCOA AND CHOCOLATE	NORW			11	11
TEA	NORW			392	392

SHIPPING REPORT, 1961

TABLE 3. Cargoes Unloaded at Canadian Ports from Foreign Countries, by Country of Origin, Kind of Cargo, Registry of Vessel and Geographic Area

Country of Origin and Kind of Cargo	Registry ¹ of Vessel	At Atlantic and Lower St. Lawrence Ports, Montreal and below	At Great Lakes and Upper St. Lawrence Ports above Montreal	At Pacific Ports	Total
HONG KONG CONTD	USA			394	394
TEA CONTD	DENMK	6			6
SPICES	NORW			9	9
	JAPAN			23	23
FOOD PREPARATIONS NES	NORW			418	418
	USA			398	398
	OTHER			128	128
WINES	NORW			9	9
CRUDE ANIMAL PROD NES	OTHER			9	9
SEEDS FOR SOWING NES	JAPAN			6	6
OIL SEEDS NUTS NES	NORW			5	5
	USA			8	8
LOGS ROUND TIMBER	NORW			1	1
WOOL AND ANIMAL HAIR	NORW			2	2
MET ORES NES	NORW			1	1
WASTE AND SCRAP NES	NORW			12	12
RUBBER FAB MATERIALS	NORW			2	2
LUMBER AND TIMBER	NORW			9	9
	USA			56	56
	OTHER			65	65
VENEER AND PLYWOOD	NORW			24	24
WOOD FAB MATRLS NES	NORW			8	8
SACKING MATERIALS	USA			12	12
TEXTILE FAB MATRLS NES	GREEK			30	30
	JAPAN			25	25
	NETH			8	8
	NORW			1,040	1,040
	USA			655	655
	OTHER			384	384
VEG OILS AND FATS NES	DENMK	1			1
	NETH			38	38
	NORW			18	18
	OTHER			18	18
CHEMICALS NES	NORW			22	22
CHEMICAL PRODUCTS NES	NORW			9	9
FERRO ALLOYS	NORW			37	37
STEEL PLATE AND SHEET	JAPAN			217	217
	NORW			53	53
IRON AND STEEL NES	NORW			21	21
	USA			8	8
ALUMINUM BAR INGOT	NORW			1	1
METAL FAB PROD NES	NORW			117	117
	OTHER			99	99
PLATE AND SHEET GLASS	NORW			10	10
MISC FAB MATRLS NES	USA			20	20
MISC EQUIPMENT NES	NORW			145	145
	USA			46	46
	OTHER			29	29
HOUSEHOLD GOODS	JAPAN	2		9	11
	NETH			8	8
	NORW			683	683
	USA			119	119
	OTHER			613	613
MISC PRODUCTS NES	GREEK			105	105
	NETH			38	38
	NORW			860	860
	USA			370	370
	OTHER			43	43
GENERAL CARGO	DENMK	80			80
	GREEK	305		237	542
	JAPAN	1,187	980	665	2,832
	NETH	37		4	41
	NORW			445	445
	UK	43		514	557
	USA			1,482	1,482

SHIPPING REPORT, 1961

TABLE 3. Cargoes Unloaded at Canadian Ports from Foreign Countries, by Country of Origin, Kind of Cargo, Registry of Vessel and Geographic Area

Country of Origin and Kind of Cargo	Registry ¹ of Vessel	At Atlantic and Lower St. Lawrence Ports, Montreal and below	At Great Lakes and Upper St. Lawrence Ports above Montreal	At Pacific Ports	Total
		Cargo tons (2000 lb.)			
GENERAL CARGO COMTD	OTHER			159	159
		1,661	980	12,417	15,058
INDIA					
MARINE ANIMALS NES	NETH			1	1
	NORW			5	5
FRUIT PREPARATIONS NES	NORW	7		12	19
PEANUTS	UK	967			967
COCONUT DESICCATED	UK	10			10
NUTS NES	DENMK	841			841
	NETH			232	232
	NORW	429		52	481
	UK	6,641			6,641
	USA	3			3
VEGETABLE PREPARATIONS	NETH			8	8
	NORW			6	6
COFFEE	NETH			99	99
	NORW			68	68
	UK	13			13
	USA	17			17
TEA	DENMK	902			902
	NETH			538	538
	NORW	269		64	333
	UK	11,527			11,527
	USA	184		134	318
	OTHER			3	3
SPICES	DENMK	83			83
	NETH			32	32
	NORW	188		17	205
	UK	851			851
	USA	67		9	76
GRAIN FEEDS NES	NORW	2			2
RAW HIDES AND SKINS	UK	29			29
SEEDS FOR SOWING NES	NETH			3	3
	NORW	54			54
OIL SEEDS NUTS NES	NORW			11	11
	UK	228			228
RUBBER AND GUMS NATURAL	NORW	45			45
CRUDE VEG MATRLS NES	GREEK		7		7
	NETH			2	2
	NORW	80		21	101
	UK	148			148
TEXTILE FIBRES NES	DENMK	13			13
	NETH			13	13
	NORW	148		25	173
	UK	444			444
NON MET MIN CRUDE NES	NETH			1	1
	UK	13			13
WASTE AND SCRAP NES	GREEK			50	50
	NORW	30			30
RUBBER FAB MATERIALS	UK	50			50
LUMBER AND TIMBER	DENMK	9			9
SACKING MATERIALS	NETH			4,170	4,170
	NORW			1,594	1,594
	UK	5,296			5,296
	USA			535	535
TEXTILE FAB MATRLS NES	DENMK	72			72
	JAPAN			58	58
	NETH			125	125
	NORW	3,130		56	3,186
	UK	45,014			45,014
	USA	19		24	43
	OTHER			28	28
VEG OILS AND FATS NES	NORW	544			544

SHIPPING REPORT, 1961

TABLE 3. Cargoes Unloaded at Canadian Ports from Foreign Countries, by Country of Origin, Kind of Cargo, Registry of Vessel and Geographic Area

Country of Origin and Kind of Cargo	Registry ¹ of Vessel	At Atlantic and Lower St. Lawrence Ports, Montreal and below	At Great Lakes and Upper St. Lawrence Ports above Montreal	At Pacific Ports	Total
		Cargo tons (2000 lb.)			
INDIA CONTD					
OILS FATS WAXES NES	UK	71			71
CHEMICAL PRODUCTS NES	NETH			1	1
METAL FAB PROD NES	NETH			6	6
MISC FAB MATRLS NES	UK	458			458
MACHINERY AND PARTS	NETH			36	36
MISC EQUIPMENT NES	UK	120			120
HOUSEHOLD GOODS	DENMK	2			2
	GREEK			8	8
	NETH			98	98
	NORW	25		35	60
	UK	557			557
	USA			7	7
	OTHER			1	1
MISC PRODUCTS NES	NETH			10	10
	NORW			6	6
	UK	110			110
GENERAL CARGO	DENMK	1,061			1,061
	GREEK	103		5	108
	ITALY	200			200
	NETH	1,120		38	1,158
	NORW	1,272		22	1,294
	UK	3,216			3,216
	USA			2	2
		86,682	7	8,271	94,960
MALAYA AND SINGAPORE					
MEAT FRESH	NORW			47	47
FISH FRESH OR FROZEN	DENMK	40			40
	NORW			61	61
FLOUR NES	DENMK	2			2
GRAIN CEREAL PREP NES	DENMK	3			3
	NETH		10	54	64
	NORW			24	24
	USA	2		16	18
FRESH FRUITS NES	DENMK	387			387
	NETH			28	28
	NORW	482		475	957
	USA	40			40
FRUIT PREPARATIONS NES	DENMK	267			267
	NETH			30	30
	NORW	108		2,413	2,521
	USA	22			22
COCONUT DESICCATED	NETH			22	22
NUTS NES	DENMK	250			250
	NORW	25		3	28
VEGETABLES FRESH NES	DENMK	27			27
COFFEE	NETH			6	6
TEA	DENMK	278			278
SPICES	DENMK	166			166
	NETH			32	32
	NORW	52		57	109
	USA	114			114
FOOD PREPARATIONS NES	DENMK	231			231
	NORW	64			64
RUBBER AND GUMS NATURAL	DENMK	7,658			7,658
	NETH		1,402	338	1,740
	NORW	5,197		118	5,315
	USA	3,136		294	3,430
CRUDE VEG MATRLS NES	DENMK	100			100
	JAPAN			21	21
	NORW	108		2	110
LOGS ROUND TIMBER	NORW	55			55
WOOL AND ANIMAL HAIR	DENMK	21			21
TEXTILE FIBRES NES	DENMK	28			28

1. See page 154.

SHIPPING REPORT, 1961

TABLE 3. Cargoes Unloaded at Canadian Ports from Foreign Countries, by Country of Origin, Kind of Cargo, Registry of Vessel and Geographic Area

Country of Origin and Kind of Cargo	Registry ¹ of Vessel	At Atlantic and Lower St. Lawrence Ports, Montreal and below	At Great Lakes and Upper St. Lawrence Ports above Montreal	At Pacific Ports	Total
		Cargo tons (2000 lb.)			
TEXTILE FIBRES NES CONTD	NETH			54	54
	NORW			27	27
RUBBER FAB MATERIALS	DENMK	1,695			1,695
	NORW			2	2
	USA	66		143	209
LUMBER AND TIMBER	NETH			41	41
	NORW	121		27	148
VENEER AND PLYWOOD	NETH			4	4
WOOD FAB MATRLS NES	NETH			6	6
TEXTILE FAB MATRLS NES	JAPAN			7	7
VEG OILS AND FATS NES	DENMK	12,327			12,327
	NETH		246	11	257
	NORW	7,659		7	7,666
OILS FATS WAXES NES	NORW			2	2
STEEL PLATE AND SHEET	DENMK	605			605
	NETH			6	6
	NORW	231			231
	USA	112			112
TIN AND ALLOYS	DENMK	555			555
	NETH			8	8
	NORW	235		17	252
	USA	195			195
MACHINERY AND PARTS	NETH			20	20
AUTOMOBILES AND CHASSIS	USA	1			1
MISC EQUIPMENT NES	NETH			1	1
HOUSEHOLD GODDS	DENMK	3			3
	NETH			16	16
	USA	2		18	20
MISC PRODUCTS NES	NETH			7	7
	NORW			8	8
GENERAL CARGO	DENMK	702			702
	JAPAN	199			199
	NETH	3,694	6,173		9,867
	NORW	98			98
		47,363	7,831	4,473	59,667
PAKISTAN					
DRIED PRESERVED FRUITS	NORW			203	203
FRUIT PREPARATIONS NES	USA			30	30
TEA	USA			11	11
SEEDS FOR SOWING NES	GREEK			30	30
CRUDE VEG MATRLS NES	NORW			3	3
TEXTILE FIBRES NES	GREEK			30	30
	USA			4	4
WASTE AND SCRAP NES	NORW			20	20
SACKING MATERIALS	NETH			584	584
	NORW			91	91
	USA			101	101
TEXTILE FAB MATRLS NES	NORW			64	64
FIREARMS AND AMMUNITION	UK	1,414			1,414
GENERAL CARGO	UK	94			94
	GREEK			20	20
	NORW	5		2	7
	UK	79			79
	USA			1	1
		1,592		1,194	2,786
BR EAST INDIES N E S					
CRUDE PETROLEUM	NETH	18,928			18,928
LUMBER AND TIMBER	NORW			40	40
		18,928		40	18,968

SHIPPING REPORT, 1961

TABLE 3. Cargoes Unloaded at Canadian Ports from Foreign Countries, by Country of Origin, Kind of Cargo, Registry of Vessel and Geographic Area

Country of Origin and Kind of Cargo	Registry ¹ of Vessel	At Atlantic and Lower St. Lawrence Ports, Montreal and below	At Great Lakes and Upper St. Lawrence Ports above Montreal	At Pacific Ports	Total
		Cargo tons (2000 lb.)			
BURMA					
TEXTILE FIBRES NES	NORW	18			18
		18			18
CHINA COMMUNIST					
NUTS NES	GREEK			983	983
TEA	DENMK	13			13
FOOD PREPARATIONS NES	NORW			13	13
WOOL AND ANIMAL HAIR	NORW			2	2
WOOD FAB MATRLS NES	NORW			2	2
TEXTILE FAB MATRLS NES	DENMK	3			3
	NORW			25	25
IRON AND STEEL PIPES	JAPAN			250	250
HOUSEHOLD GOODS	NORW			1	1
MISC PRODUCTS NES	NORW			3	3
GENERAL CARGO	NORW			120	120
		16		1,399	1,415
INDONESIA					
NUTS NES	DENMK	56			56
TEA	DENMK	4			4
RUBBER AND GUMS NATURAL	DENMK	17			17
CRUDE VFG MATRLS NES	USA	26			26
RUBBER FAB MATERIALS	DENMK	6			6
MISC FAB MATRLS NES	USA	3			3
HOUSEHOLD GOODS	DENMK	1			1
	USA	1			1
GENERAL CARGO	DENMK	73			73
	USA			4	4
		187		4	191
JAPAN					
OTHER LIVE ANIMALS	JAPAN			55	55
MEAT AND MEAT PREP NES	JAPAN			12	12
	NORW			2	2
	USA			11	11
FISH FRESH OR FROZEN	JAPAN			113	113
	NORW			1,105	1,105
	SWEDN			257	257
	USA			75	75
	OTHER			90	90
FISH CANNED	JAPAN			81	81
	NORW			288	288
	SWEDN			16	16
	USA			34	34
	OTHER			45	45
MARINE ANIMALS NES	JAPAN			69	69
	NORW			69	69
	SWEDN			10	10
	OTHER			10	10
GRAIN CEREAL PREP NES	NORW			5	5
FRESH FRUITS NES	JAPAN			10,332	10,332
	NORW			3,443	3,443
	USA			6,805	6,805
	OTHER			94	94
DRIED PRESERVED FRUITS	NORW			37	37
FRUIT PREPARATIONS NES	JAPAN	173		169	342
	NORW			102	102
	SWEDN			22	22
	USA			15	15
	OTHER			46	46
PEANUTS	NORW			12	12

1. See page 134.

SHIPPING REPORT, 1961

TABLE 3. Cargoes Unloaded at Canadian Ports from Foreign Countries, by Country of Origin, Kind of Cargo, Registry of Vessel and Geographic Area

Country of Origin and Kind of Cargo	Registry ¹ of Vessel	At Atlantic and Lower St. Lawrence Ports, Montreal and below	At Great Lakes and Upper St. Lawrence Ports above Montreal	At Pacific Ports	Total
COCONUT DESICCATED NUTS NES	NORW			66	66
	JAPAN			11	11
	NORW			423	423
VEGETABLE PREPARATIONS	JAPAN			8	8
TEA	JAPAN			4	4
	NORW			41	41
SPICES	NORW			47	47
FOOD PREPARATIONS NES	GREEK			19	19
	ITALY			5	5
	JAPAN	40		599	639
	NORW			417	417
	OTHER			144	144
WINES	JAPAN			15	15
	NORW			3	3
DIST ALCOHOLIC BEV	JAPAN			7	7
RAW HIDES AND SKINS	JAPAN			1	1
CRUDE ANIMAL PROD NES	NORW			5	5
CRUDE VEG MATRLS NES	JAPAN			208	208
	NORW			37	37
	OTHER			11	11
TEXTILE FIBRES NES	OTHER			27	27
MANGANESE ORE AND CONC	JAPAN			110	110
IRON AND STEEL SCRAP	JAPAN			35	35
NON FERROUS METAL SCRAP	USA			22	22
WASTE AND SCRAP NES	JAPAN			33	33
RUBBER FAB MATERIALS	JAPAN			43	43
	USA			6	6
	OTHER			13	13
LUMBER AND TIMBER	GREEK			549	549
	JAPAN			4,092	4,092
	NORW			786	786
	OTHER			588	588
FLOORING	JAPAN			5	5
VENEER AND PLYWOOD	ITALY			30	30
	JAPAN	16		3,739	3,755
	NORW			1,222	1,222
	USA			448	448
	OTHER			179	179
WOOD FAB MATRLS NES	JAPAN			48	48
	NORW			107	107
	USA			1	1
	OTHER			25	25
PAPER NES	JAPAN			74	74
SACKING MATERIALS	NORW			88	88
TEXTILE FAB MATRLS NES	GREEK			72	72
	ITALY			96	96
	JAPAN			3,757	3,757
	NORW			996	996
	USA			344	344
	OTHER			241	241
MARINE ANIMAL OILS	JAPAN			1	1
VEG OILS AND FATS NES	JAPAN			3	3
OILS FATS WAXES NES	JAPAN			1	1
CHEMICALS NES	ITALY			110	110
	JAPAN			1,175	1,175
	NORW			15	15
	OTHER			11	11
FERTILIZERS ETC	JAPAN			517	517
	NORW			6	6
CHEMICAL PRODUCTS NES	JAPAN			224	224
FERRO ALLOYS	JAPAN			110	110
PIG IRON	JAPAN			21	21
	NORW			1	1
IRON STEEL INGOT ETC	JAPAN			8	8
CASTINGS AND FORGINGS	JAPAN			38	38

SHIPPING REPORT, 1961

TABLE 3. Cargoes Unloaded at Canadian Ports from Foreign Countries, by Country of Origin, Kind of Cargo, Registry of Vessel and Geographic Area

Country of Origin and Kind of Cargo	Registry ¹ of Vessel	At Atlantic and Lower St. Lawrence Ports, Montreal and below	At Great Lakes and Upper St. Lawrence Ports above Montreal	At Pacific Ports	Total
JAPAN CONTD					
CASTINGS ETC CONTD	NORW			37	37
STEEL BAR AND ROD	JAPAN			3,599	3,599
	NORW			1,146	1,146
	USA			133	133
STEEL PLATE AND SHEET	ITALY			415	415
	JAPAN			7,117	7,117
	NORW			6,139	6,139
	OTHER			402	402
STRUCTURAL SHAPES	JAPAN			1,518	1,518
	NORW			271	271
RAILS AND TRACK MATRL	JAPAN			20	20
IRON AND STEEL PIPES	GREEK			37	37
	JAPAN			7,669	7,669
	NORW			237	237
	USA			311	311
	OTHER			131	131
IRON AND STEEL NES	GREEK			42	42
	JAPAN			6,714	6,714
	NORW			977	977
	USA			257	257
	OTHER			420	420
COPPER AND ALLOYS NES	JAPAN			10	10
METAL FAB PROD NES	GREEK			14	14
	ITALY			8	8
	JAPAN			2,644	2,644
	NORW			1,148	1,148
	USA			12	12
	OTHER			1,026	1,026
SEWER PIPE AND TILE	JAPAN			8	8
PLATE AND SHEET GLASS	JAPAN			1,289	1,289
	NORW			435	435
GLASS BASIC PROD NES	USA			9	9
CEMENT	JAPAN			28	28
CEMENT BASIC PROD NES	JAPAN			96	96
NON MET MIN PROD NES	JAPAN			298	298
	NORW			191	191
MISC FAB MATRLS NES	ITALY			12	12
	JAPAN			184	184
	NORW			45	45
	USA			22	22
	OTHER			51	51
MACHINERY AND PARTS	ITALY			1	1
	JAPAN			35	35
	NORW			28	28
	OTHER			6	6
AUTOMOBILES AND CHASSIS	JAPAN			2	2
MOTOR VEHICLE NES	JAPAN			4	4
MISC VEH AND PARTS NES	JAPAN			29	29
	NORW			7	7
RUBBER TIRES AND TUBES	JAPAN			20	20
COMMUNICATION EQUIPMENT	JAPAN			26	26
	NORW			81	81
	USA			10	10
	OTHER			35	35
MISC EQUIPMENT NES	GREEK			11	11
	ITALY			7	7
	JAPAN	2		717	719
	NORW			153	153
	USA			167	167
	OTHER			102	102
HOUSEHOLD GOODS	GREEK			164	164
	ITALY			1	1
	JAPAN	32		3,050	3,082
	NORW			1,412	1,412
	USA			1,009	1,009

SHIPPING REPORT, 1961

TABLE 3. Cargoes Unloaded at Canadian Ports from Foreign Countries, by Country of Origin, Kind of Cargo, Registry of Vessel and Geographic Area

Country of Origin and Kind of Cargo	Registry ¹ of Vessel	At Atlantic and Lower St. Lawrence Ports, Montreal and below	At Great Lakes and Upper St. Lawrence Ports above Montreal	At Pacific Ports	Total
		Cargo tons (2000 lb.)			
HOUSEHOLD GOODS CONTD	OTHER			583	583
CONTAINERS EMPTY	JAPAN			10	10
CONTAINERS NES	JAPAN			1	1
WOOD END PRODUCTS	JAPAN			33	33
	NORW			3	3
	OTHER			10	10
GLASS END PRODUCTS	JAPAN			16	16
MISC PRODUCTS NES	ITALY			7	7
	JAPAN			920	920
	NORW			406	406
	SWEDN			124	124
	USA			66	66
	OTHER			248	248
GENERAL CARGO	CAN	351			351
	DENMK	10			10
	GREEK	3,853		2,040	5,893
	ITALY			4	4
	JAPAN	21,893	11,204	36,772	69,869
	LIBER	3,537			3,537
	NETH	2,949			2,949
	NORW	3,049		2,770	5,819
	SWEDN			238	238
	UK	3,843		194	4,037
	USA			9,262	9,262
	OTHER	2,038		1,498	3,536
		41,786	11,204	152,916	205,906
KOREA					
GENERAL CARGO	USA			1	1
				1	1
PHILIPPINES					
MALT	USA			440	440
WHEAT FLOUR	UK			28	28
	USA			501	501
GRAIN CEREAL PREP NES	NORW			97	97
COCONUT DESICCATED	NETH			83	83
	NORW			108	108
	USA			46	46
NUTS NES	OTHER			18	18
CRUDE ANIMAL PROD NES	OTHER			29	29
CRUDE VEG MATRLS NES	NORW			29	29
	OTHER			3	3
TEXTILE FIBRES NES	DENMK	90			90
	NETH			209	209
	NORW			40	40
	USA	110			110
MET DRES NES	JAPAN	10,003			10,003
	OTHER	10,080			10,080
LUMBER AND TIMBER	DENMK	8			8
	GREEK		313		313
	NETH			118	118
	NORW			118	118
	USA			76	76
	OTHER			417	417
VENEER AND PLYWOOD	OTHER	466			466
WOOD FAB MATRLS NES	NORW			3	3
CONTAINERS EMPTY	NORW			39	39
CONTAINERS NES	NORW			26	26
GENERAL CARGO	ITALY	400			400
	NETH	1	122		123
	UK			35	35
	USA			71	71

SHIPPING REPORT, 1961

TABLE 3. Cargoes Unloaded at Canadian Ports from Foreign Countries, by Country of Origin, Kind of Cargo, Registry of Vessel and Geographic Area

Country of Origin and Kind of Cargo	Registry ¹ of Vessel	At Atlantic and Lower St. Lawrence Ports, Montreal and below	At Great Lakes and Upper St. Lawrence Ports above Montreal	At Pacific Ports	Total
		Cargo tons (2000 lb.)			
PHILIPPINES CONTD GENERAL CARGO CONTD	OTHER			5	5
		21,158	435	2,539	24,132
TAIWAN					
FRESH FRUITS NES	USA			226	226
FRUIT PREPARATIONS NES	USA			22	22
NUTS NES	USA			2	2
	OTHER			3	3
TEA	DENMK	1			1
	OTHER			6	6
FOOD PREPARATIONS NES	LIBER			20	20
	OTHER			108	108
CRUDE ANIMAL PROD NES	USA			1	1
CRUDE VEG MATRLS NES	JAPAN			6	6
	OTHER			36	36
LUMBER AND TIMBER	LIBER			113	113
	OTHER			1,950	1,950
VENEER AND PLYWOOD	JAPAN			27	27
	LIBER			377	377
	USA			94	94
	OTHER			1,134	1,134
WOOD FAB MATRLS NES	OTHER			312	312
TEXTILE FAB MATRLS NES	LIBER			33	33
	USA			11	11
	OTHER			67	67
HOUSEHOLD GOODS	OTHER			41	41
WOOD END PRODUCTS	OTHER			50	50
MISC PRODUCTS NES	NORW			105	105
	OTHER			6	6
GENERAL CARGO	DENMK	4			4
	JAPAN	340			340
	LIBER			8	8
	USA			9	9
	OTHER			19	19
		345		4,786	5,131
THAILAND					
GRAIN CEREAL PREP NES	DENMK	34			34
	JAPAN	31			31
	NETH			184	184
	NORW			85	85
CRUDE VEG MATRLS NES	USA	46			46
	DENMK	33			33
	GREEK		28		28
GENERAL CARGO	USA	63			63
	DENMK	377			377
	JAPAN	476			476
	NETH	123	188		311
	USA			273	273
		1,183	216	542	1,941
VIET NAM					
FISH FRESH OR FROZEN	NORW	7			7
WHEAT FLOUR	USA			1,355	1,355
TEA	NORW	21			21
DIST ALCOHOLIC BEV	USA			2	2
RUBBER AND GUMS NATURAL	USA	17			17
GENERAL CARGO	USA			2	2
	DENMK	1			1
	NETH	29			29
	NORW	11			11
		86		1,359	1,445

1. See page 154.

SHIPPING REPORT, 1961

TABLE 3. Cargoes Unloaded at Canadian Ports from Foreign Countries, by Country of Origin, Kind of Cargo, Registry of Vessel and Geographic Area

Country of Origin and Kind of Cargo	Registry ¹ of Vessel	At Atlantic and Lower St. Lawrence Ports, Montreal and below	At Great Lakes and Upper St. Lawrence Ports above Montreal	At Pacific Ports	Total
AUSTRALIA					
MEAT FRESH	NORW			373	373
	SWEDN		328	639	967
	UK	6,360		182	6,542
	USA			181	181
MEAT AND MEAT PREP NES	DENMK			40	40
	SWEDN		231	363	594
	UK	364			364
	USA			1,561	1,561
LOBSTER	NORW			63	63
BARLEY	GREEK	15,480			15,480
	UK	9,990			9,990
FRESH FRUITS NES	DENMK			28	28
	NORW			164	164
	SWEDN			4	4
	UK			6	6
	OTHER			405	405
DRIED PRESERVED FRUITS	SWEDN			103	103
	UK	10,061			10,061
	USA			789	789
	OTHER			1,339	1,339
FRUIT PREPARATIONS NES	SWEDN			72	72
	UK	141			141
	USA			224	224
	OTHER			26	26
SUGAR	GREEK	11,400			11,400
	NORW	11,852			11,852
	SWEDN			10,640	10,640
	UK	118,800	10,080	10,022	138,902
	NORW			6	6
SPICES	SWEDN			34	34
SAUSAGE SKINS CASINGS	UK	165			165
	USA			11	11
FOOD PREPARATIONS NES	SWEDN			2	2
	UK	1,031			1,031
WINES	SWEDN			321	321
	UK	1,156			1,156
	USA			78	78
DIST ALCOHOLIC BEV	SWEDN			730	730
RAW HIDES AND SKINS	UK	1			1
WOOL AND ANIMAL HAIR	NORW			2,662	2,662
	SWEDN			429	429
	UK	478			478
	USA			55	55
TEXTILE FIBRES NES	USA			28	28
ALUMINUM ORE AND CONC	ITALY			5,862	5,862
MET ORES NES	USA			28	28
CLAY MATERIALS NES	UK	97			97
SAND AND GRAVEL	UK	75			75
WASTE AND SCRAP NES	NORW			3	3
LUMBER AND TIMBER	SWEDN			75	75
	USA			97	97
TEXTILE FAB MATRLS NES	USA			34	34
TAR PITCH AND CREOSOTE	DENMK			6	6
	USA			31	31
PIG IRON	NORW			225	225
STEEL BAR AND ROD	SWEDN			823	823
	UK	1,327			1,327
	USA			223	223
STEEL PLATE AND SHEET	SWEDN			395	395
	UK	370			370
	USA			1,321	1,321
IRDN AND STEEL PIPES	SWEDN			20	20
	USA			224	224
IRON AND STEEL NES	SWEDN			20	20

SHIPPING REPORT, 1961

TABLE 3. Cargoes Unloaded at Canadian Ports from Foreign Countries, by Country of Origin, Kind of Cargo, Registry of Vessel and Geographic Area

Country of Origin and Kind of Cargo	Registry ¹ of Vessel	At Atlantic and Lower St. Lawrence Ports, Montreal and below	At Great Lakes and Upper St. Lawrence Ports above Montreal	At Pacific Ports	Total
		Cargo tons (2000 lb.)			
AUSTRALIA CONTD					
ALUMINUM BAR INGOT	UK	26			26
CEMENT BASIC PROD NES	SWEDN			66	66
MACHINERY AND PARTS	SWEDN			43	43
	USA			102	102
AUTOMOBILES AND CHASSIS	DTHR			1	1
MOTOR VEH PARTS NES	UK	7			7
GENERAL CARGO	UK	9,938		1,136	11,074
	USA	2,713		5,816	8,529
	OTHER			1,941	1,941
HOUSEHOLD GOODS	UK	3			3
GENERAL CARGO	CAN			2	2
	DENMK			209	209
	NORW			4	4
	SWEDN	1,955	1,059	60	3,074
		203,790	11,698	50,347	265,835
FIJI					
SUGAR	UK			9,757	9,757
GENERAL CARGO	OTHER			25,277	25,277
	UK			41	41
				35,075	35,075
NEW ZEALAND					
MEAT FRESH	DENMK			781	781
	GER			879	879
	UK	5,063		980	6,043
	DTHR			65	65
MEAT AND MEAT PREP NES	GER			6	6
APPLES	GER			146	146
FRESH FRUITS NES	GER			6	6
	UK			177	177
VEGETABLES FRESH NES	GER			438	438
BEANS AND PEAS DRIED	GER			33	33
SAUSAGE SKINS CASINGS	GER			184	184
	UK	705			705
FEEDS ANIMAL ORIGIN	GER			11	11
SEEDS FOR SOWING NES	GER			5	5
WOOL AND ANIMAL HAIR	GER			376	376
	UK	1,503		37	1,540
IRON AND STEEL NES	UK			4	4
GENERAL CARGO	UK	3			3
	DENMK			2	2
	NETH	67			67
	UK	614		29	643
		7,955		4,159	12,114
BRITISH OCEANIA N E S					
SUGAR	UK	3,399			3,399
GENERAL CARGO	OTHER			4	4
		3,399		4	3,403
FRENCH AND NETH OCEANIA					
FISH FRESH OR FROZEN	UK			150	150
LOGS ROUND TIMBER	NORW			2	2
				152	152
UNITED STATES OCEANIA					
VENEER AND PLYWOOD	USA			32	32
GENERAL CARGO	USA			10	10
	CAN			8	8
				50	50

1. See page 154.

SHIPPING REPORT, 1961

TABLE 3. Cargoes Unloaded at Canadian Ports from Foreign Countries, by Country of Origin, Kind of Cargo, Registry of Vessel and Geographic Area

Country of Origin and Kind of Cargo	Registry ¹ of Vessel	At Atlantic and Lower St. Lawrence Ports, Montreal and below	At Great Lakes and Upper St. Lawrence Ports above Montreal	At Pacific Ports	Total	
		Cargo tons (2000 lb.)				
BRITISH GUIANA SUGAR	GER	16,469			16,469	
	GREEK	5,871			5,871	
	ITALY	3,857			3,857	
	NETH	14,890			14,890	
	NORW	14,295			14,295	
	UK	38,759	10,479		49,238	
	OTHER	6,250			6,250	
	UK	12,596	3,342		15,938	
	ALUMINUM ORE AND CONC	ITALY	25,632	3,050		28,682
		LIBER	99,563			99,563
		NORW	188,963	8,529	16,227	213,719
		UK	32,422		5,847	38,269
		OTHER	15,319			15,319
	GENERAL CARGO	OTHER	8			8
GER		631			631	
ITALY		3			3	
LIBER		1,213			1,213	
NORW		633			633	
			477,374	25,400	22,074	524,848
ARGENTINA MEAT CURED	NORW			16	16	
	USA			26	26	
	MEAT AND MEAT PREP NES	NORW		76	76	
		USA	566		154	720
	DAIRY PRODUCE NES	USA	10		15	25
	CORN	NORW			38	38
		USA	32			32
	CEREALS UNMILLED NES	NORW			553	553
		USA	200			200
	BEANS AND PEAS DRIED	USA	5		1	6
	COFFEE	NORW			33	33
	FOOD PREPARATIONS NES	NORW			36	36
	COMPLETE FEEDS	USA	50		54	104
	SEEDS FOR SOWING NES	USA	60			60
	CRUDE VEG MATRLS NES	USA	484			484
	WOOL AND ANIMAL HAIR	USA	10			10
	NEWSPRINT PAPER	SWEDN	330			330
	OILS FATS WAXES NES	USA	621		4	625
	METAL FAB PROD NES	SWEDN	1			1
	MACHINERY AND PARTS	SWEDN	5			5
GENERAL CARGO	USA	144			144	
HDUSEHOLD GOODS	NORW	2			2	
	USA			13	13	
MISC PRODUCTS NES	USA			1	1	
GENERAL CARGO	GER	641			641	
	SWEDN	2,473			2,473	
		5,634		1,020	6,654	
BRAZIL PEANUTS	NORW			40	40	
	USA	225		432	657	
	NUTS NES	NORW		429	429	
		USA	220			220
	COCOA AND CHOCOLATE	USA	746	280		1,026
	COFFEE	GER	38			38
		ITALY			115	115
		NORW	17		3,666	3,683
		USA	6,150	51	3,185	9,386
	SPICES	NORW			92	92
OIL SEED CAKE NES	GER	580			580	
	USA	645			645	

SHIPPING REPORT, 1961

TABLE 3. Cargoes Unloaded at Canadian Ports from Foreign Countries, by Country of Origin, Kind of Cargo, Registry of Vessel and Geographic Area

Country of Origin and Kind of Cargo	Registry ¹ of Vessel	At Atlantic and Lower St. Lawrence Ports, Montreal and below	At Great Lakes and Upper St. Lawrence Ports above Montreal	At Pacific Ports	Total
BRAZIL CONTD					
COMPLETE FEEDS	USA			22	22
DIST ALCOHOLIC BEV	NORW			18	18
TEXTILE FIBRES NES	ITALY			36	36
	SWEDN	12			12
	USA	75		41	116
IRON ORE AND CONC					
	LIBER	46,888			46,888
	NORW	99,649			99,649
	SWEDN	15,314			15,314
	UK	43,137			43,137
	OTHER	28,345			28,345
CRUDE PETROLEUM	OTHER	32,118			32,118
ASBESTOS UNMANUFACTURED	SWEDN	169			169
STONE CRUDE NES	USA	51			51
WASTE AND SCRAP NES	USA	15		45	60
LUMBER AND TIMBER	DENMK	205			205
	USA	525			525
	OTHER	535			535
VENEER AND PLYWOOD	USA	1			1
WOOD FAB MATRLS NES	USA	8			8
TEXTILE FAB MATRLS NES	USA	105			105
VEG OILS AND FATS NES	GER	220			220
	USA		568		568
OILS FATS WAXES NES	USA	200	441	12	653
CHEMICALS NES	USA	1			1
STEEL PLATE AND SHEET	SWEDN	22			22
ALUMINUM BAR INGOT	SWEDN	486			486
NON MET MIN PROD NES	SWEDN	70			70
MOTOR VEH PARTS NES	USA	75			75
GENERAL CARGO	USA	41			41
HOUSEHOLD GOODS	SWEDN	2			2
	USA	3			3
MISC PRODUCTS NES	USA			1	1
GENERAL CARGO	GER	1,625			1,625
	ITALY			30	30
	SWEDN	4,455			4,455
		282,973	1,340	8,164	292,477
CHILE					
LOBSTER	USA			1	1
MARINE ANIMALS NES	USA			1	1
NUTS NES	USA			5	5
VEGETABLES FRESH NES	USA			1,071	1,071
BEANS AND PEAS DRIED	USA			55	55
WINES	USA			1	1
DIST ALCOHOLIC BEV	OTHER			6	6
IRON ORE AND CONC	NETH	173,630			173,630
ZINC ORE AND CONC	NORW			1,179	1,179
	USA			6,080	6,080
FERTILIZFRS ETC	USA			2,265	2,265
STEEL BAR AND ROD	OTHER			97	97
NON FERROUS METALS NES	USA			5	5
MISC VEH AND PARTS NES	OTHER			1	1
GENERAL CARGO	USA			2	2
		173,630		10,769	184,399
COLOMBIA					
RUBBER AND GUMS NATURAL	DENMK	46			46
COCONUT DESICCATED	DENMK	20			20
NUTS NES	NORW			1	1
COFFEE	DENMK	29			29
	GER			88	88
	NETH			132	132
	NORW	219		694	913

1. See page 154.

SHIPPING REPORT, 1961

TABLE 3. Cargoes Unloaded at Canadian Ports from Foreign Countries, by Country of Origin, Kind of Cargo, Registry of Vessel and Geographic Area

Country of Origin and Kind of Cargo	Registry ¹ of Vessel	At Atlantic and Lower St. Lawrence Ports, Montreal and below	At Great Lakes and Upper St. Lawrence Ports above Montreal	At Pacific Ports	Total
		Cargo tons (2000 lb.)			
COFFEE CONTD	USA			1,252	1,252
	OTHER			1,000	1,000
TEA	DENMK	27			27
TEXTILE FIBRES NES	OTHER			56	56
LUMBER AND TIMBER	DENMK	482			482
	NORW	853			853
	OTHER	112			112
TEXTILE FAB MATRLS NES	NORW	26			26
CHEMICALS NES	GER		402		402
ALUMINUM BAR INGOT	DENMK	12			12
GENERAL CARGO	USA			9	9
	OTHER	1,445			1,445
HOUSEHOLD GOODS	OTHER			1	1
CONTAINERS EMPTY	DENMK	64			64
	NORW	10			10
GENERAL CARGO	DENMK	1,401			1,401
	NORW	1,409			1,409
		6,155	402	3,233	9,790
ECUADOR					
COFFEE	DENMK	4			4
FOOD PREPARATIONS NES	ITALY			1	1
LUMBER AND TIMBER	DENMK	370			370
	NORW			4	4
GENERAL CARGO	OTHER	55			55
	DENMK	128			128
	NORW	5			5
		562		5	567
PERU					
FISH FRESH OR FROZEN	USA			78	78
	OTHER			451	451
FISH CANNED	DENMK	65			65
	NORW	139		20	159
	USA			196	196
	OTHER			1	1
NUTS NES	USA			8	8
VEGETABLES FRESH NES	USA			15	15
BEANS AND PEAS DRIED	DENMK	5			5
	NETH			8	8
	NORW			21	21
	USA			45	45
COFFEE	NORW			41	41
	USA			57	57
	OTHER			8	8
FOOD PREPARATIONS NES	USA			12	12
FEEDS ANIMAL ORIGIN	USA			276	276
CRUDE ANIMAL PROD NES	NETH			82	82
	NORW			26	26
	OTHER			14	14
TEXTILE FIBRES NES	USA			15	15
IRON ORE AND CONC	GREEK	23,867			23,867
	NORW	29,764			29,764
	SWEDN	15,566			15,566
	OTHER	24,236			24,236
ZINC ORE AND CONC	DENMK	3,844			3,844
	GREEK	12,618			12,618
	LIBER			8,445	8,445
	NORW			3,724	3,724
	USA			5,827	5,827
	OTHER	2,872		9,281	12,153
TEXTILE FAB MATRLS NES	NORW	48			48
FUEL OIL	PANAM	5,934			5,934

SHIPPING REPORT, 1961

TABLE 3. Cargoes Unloaded at Canadian Ports from Foreign Countries, by Country of Origin, Kind of Cargo, Registry of Vessel and Geographic Area

Country of Origin and Kind of Cargo	Registry ¹ of Vessel	At Atlantic and Lower St. Lawrence Ports, Montreal and below	At Great Lakes and Upper St. Lawrence Ports above Montreal	At Pacific Ports	Total
		Cargo tons (2000 lb.)			
PERU CONTO GENERAL CARGO HOUSEHOLD GOODS GENERAL CARGO	OTHER NETH DENMK NETH NORW	894 315 3,756 164		1	894 1 315 3,756 164
		124,087		28,652	152,739
SURINAM ALUMINUM ORE AND CONC	GER ITALY LIBER NORW UK	14,397 8,584 61,626 64,799 7,971			14,397 8,584 61,626 64,799 7,971
GENERAL CARGO	GER NETH SWEDN	103 172 115			103 172 115
		157,767			157,767
URUGUAY MEAT AND MEAT PREP NES CEREALS UNMILLED NES WOOL AND ANIMAL HAIR WASTE AND SCRAP NES NEWSPRINT PAPER TEXTILE FAB MATRLS NES CHEMICAL PRODUCTS NES GENERAL CARGO	USA USA OTHER GER USA NORW USA SWEDN USA SWEDN USA GER SWEDN	70 301 2,300 28 30 5 15 109 10 5 19 78 8,280	1,655	221	70 522 3,955 28 30 5 15 109 10 5 19 78 8,280
		11,250	1,655	221	13,126
VENEZUELA COFFEE CRUDE PETROLEUM	NETH CAN DENMK GREEK ITALY LIBER NETH NORW PANAM SWEDN UK OTHER	46 38,615 35,950 96,319 15,645 807,811 37,655 537,517 1,309,865 41,734 1,036,073 59,642	90,695		46 38,615 35,950 96,319 15,645 898,506 37,655 537,517 1,309,865 41,734 1,036,073 59,642
FERTILIZERS ETC GASOLINE	LIBER GER LIBER NETH NORW OTHER	4,300 14,049 8,105 6,060 6,015 12,310			4,300 14,049 8,105 6,060 6,015 12,310
FUFL OIL	CAN DENMK GER GREEK LIBER NETH NORW PANAM SWEDN	16,928 17,920 79,508 101,526 219,232 81,933 362,989 36,229 19,943	39,122		16,928 17,920 79,508 101,526 258,354 81,933 362,989 36,229 19,943

1. See page 134.

SHIPPING REPORT, 1961

TABLE 3. Cargoes Unloaded at Canadian Ports from Foreign Countries, by Country of Origin, Kind of Cargo, Registry of Vessel and Geographic Area

Country of Origin and Kind of Cargo	Registry ¹ of Vessel	At Atlantic and Lower St. Lawrence Ports, Montreal and below	At Great Lakes and Upper St. Lawrence Ports above Montreal	At Pacific Ports	Total
		Cargo tons (2000 lb.)			
FUEL OIL CONTD	UK	55,834			55,834
ASPHALT	OTHER	119,912			119,912
MISC VEH AND PARTS NES	NORW	14,276			14,276
HOUSEHOLD GOODS	SWEDN			2	2
GENERAL CARGO	SWEDN			3	3
	GER	13			13
	ITALY	38			38
	NETH	4			4
	NORW	6			6
		5,194,002	129,817	5	5,323,824
BAHAMAS					
SALT	GER	3,808			3,808
GENERAL CARGO	OTHER	8			8
CONTAINERS NES	OTHER	2			2
GENERAL CARGO	ITALY	2			2
	LIBER	4			4
	NORW	91			91
		3,915			3,915
BERMUDA					
GENERAL CARGO	OTHER	5			5
CONTAINERS EMPTY	GER	34			34
MISC PRODUCTS NES	CAN	1			1
GENERAL CARGO	GER	1			1
	LIBER	95			95
	NETH	9			9
	NORW	57			57
		202			202
BRITISH HONDURAS					
FRUIT PREPARATIONS NES	SWEDN	355			355
SUGAR	GER	3,004			3,004
	SWEDN	3,240			3,240
LUMBER AND TIMBER	SWEDN	150			150
GENERAL CARGO	OTHER	65			65
	GER	285			285
		7,099			7,099
BARBADOS					
SUGAR	CAN	1			1
	GER	9,107	9,296		18,403
	NORW	2,128			2,128
	PANAM	9,400			9,400
	UK	15,682			15,682
MOLASSES CRUDE	CAN	174			174
	GREEK	11,252			11,252
	LIBER	2,545	7,840		10,385
	NORW	2,194			2,194
	UK	4,993			4,993
MOLASSES AND SYRUPS NES	UK	3,766			3,766
SPICES	CAN	240			240
DIST ALCOHOLIC BEV	CAN	289			289
	NORW			13	13
GENERAL CARGO	GER	98			98
	LIBER	56			56
	NETH	2			2
	NORW	244			244
		62,171	17,136	13	79,320

SHIPPING REPORT, 1961

TABLE 3. Cargoes Unloaded at Canadian Ports from Foreign Countries, by Country of Origin, Kind of Cargo, Registry of Vessel and Geographic Area

Country of Origin and Kind of Cargo	Registry of Vessel	At Atlantic and Lower St. Lawrence Ports, Montreal and below	At Great Lakes and Upper St. Lawrence Ports above Montreal	At Pacific Ports	Total
		Cargo tons (2000 lb.)			
JAMAICA					
MEAT CURED	JAPAN			7	7
FISH CANNED	JAPAN			1	1
FRESH FRUITS NES	CAN	131			131
NUTS NES	CAN	2			2
SUGAR	GER	15,205			15,205
	GREEK	11,759			11,759
	NORW	1,680	3,256		4,936
	SWEDN	14,761			14,761
	UK	49,137	4,032		53,169
MOLASSES CRUDE	UK		10,233		10,233
FOOD PREPARATIONS NES	UK			2	2
GRAIN FEEDS NES	JAPAN			3	3
DIST ALCOHOLIC BEV	CAN	1			1
	UK			1	1
ALUMINUM ORE AND CONC	NORW	96,116		97,254	193,370
	PANAM			9,330	9,330
	UK	94,248		157,233	251,481
SALT	CAN	1,115			1,115
VENEER AND PLYWOOD	JAPAN			24	24
PAPER NES	JAPAN			50	50
TEXTILE FAB MATRLS NES	CAN	37			37
FUEL OIL	LIBER		11,730		11,730
GENERAL CARGO	UK			9	9
	OTHER	392			392
	CAN	192			192
	GER	50			50
	ITALY	358			358
	LIBER	587			587
	NETH			7	7
	NORW	282			282
	SWEDN	270			270
		286,323	29,251	263,921	579,495
LEEWARD AND WINDWARD IS					
SUGAR	SWEDN	3,630			3,630
	UK		3,539		3,539
GENERAL CARGO	OTHER	250			250
	ITALY	37			37
	LIBER	49			49
	NORW	184			184
		4,150	3,539		7,689
TRINIDAD AND TOBAGO					
GRAIN CEREAL PREP NES	NORW			21	21
FRUIT PREPARATIONS NES	CAN	61			61
	ITALY	27			27
	NORW			22	22
SUGAR	DENMK	4,615			4,615
	NORW	2,464			2,464
	UK	9,502	52,479		61,981
MOLASSES CRUDE	CAN	5			5
	UK	23,510	17,464		40,974
MOLASSES AND SYRUPS NES	UK	3,339			3,339
COFFEE	NORW			280	280
SPICES	CAN	75			75
	NORW			2	2
DIST ALCOHOLIC BEV	CAN	783			783
	NORW			16	16
ALUMINUM ORE AND CONC	GER	34,496			34,496
	ITALY	61,745	10,124		71,869
	LIBER	169,413			169,413
	NORW	429,505	3,360		432,865

1. See page 154.

SHIPPING REPORT, 1961

TABLE 3. Cargoes Unloaded at Canadian Ports from Foreign Countries, by Country of Origin, Kind of Cargo, Registry of Vessel and Geographic Area

Country of Origin and Kind of Cargo	Registry ¹ of Vessel	At Atlantic and Lower St. Lawrence Ports, Montreal and below	At Great Lakes and Upper St. Lawrence Ports above Montreal	At Pacific Ports	Total
		Cargo tons (2000 lb.)			
ALUMINUM ORE CONTD	UK	7,022			7,022
	OTHER	48,954			48,954
CRUDE PETROLEUM	NORW	58,299			58,299
	SWEDN	53,146			53,146
	UK	15,299			15,299
CHEMICAL PRODUCTS NES	NORW			21	21
FUEL OIL	LIBER	60,507	22,261		82,768
	NORW	47,334			47,334
	UK	17,541			17,541
ASPHALT	NETH	210			210
GENERAL CARGO	OTHER	146			146
HOUSEHOLD GOODS	CAN	1			1
	NORW	1			1
GENERAL CARGO	CAN	21			21
	GER	472			472
	ITALY	162			162
	LIBER	432			432
	NETH	1			1
	NORW	242		19	261
		1,049,330	105,688	381	1,155,399
COSTA RICA					
COFFEE	SWEDN			206	206
	USA			58	58
	OTHER			117	117
TEXTILE FIBRES NES	SWEDN			48	48
				429	429
CUBA					
LOBSTER	DENMK	22			22
	SWEDN	40			40
FRESH FRUITS NES	DENMK	134			134
	OTHER	1,234			1,234
FRUIT PREPARATIONS NES	OTHER	13			13
SUGAR	GER	2,256			2,256
	PANAM	2,815			2,815
	OTHER	10,598			10,598
MOLASSES CRUDE	NORW	12,877			12,877
TOBACCO	PANAM	1			1
TEXTILE FAB MATRLS NES	OTHER	720			720
GENERAL CARGO	OTHER	1,381			1,381
	DENMK	140			140
		32,231			32,231
DOMINICAN REPUBLIC					
SUGAR	GER	330	4,413		4,743
COFFEE	GER			41	41
	NORW			83	83
GENERAL CARGO	OTHER	83			83
	GER	5			5
	ITALY	50			50
	LIBER	26			26
	NETH	39			39
	NORW	1			1
		534	4,413	124	5,071
EL SALVADOR					
MARINE ANIMALS NES	SWEDN			3	3
CDCOA AND CHOCOLATE	SWEDN	30			30
	USA	25			25
COFFEE	GER			67	67

SHIPPING REPORT, 1961

TABLE 3. Cargoes Unloaded at Canadian Ports from Foreign Countries, by Country of Origin, Kind of Cargo, Registry of Vessel and Geographic Area

Country of Origin and Kind of Cargo	Registry ¹ of Vessel	At Atlantic and Lower St. Lawrence Ports, Montreal and below	At Great Lakes and Upper St. Lawrence Ports above Montreal	At Pacific Ports	Total
		Cargo tons (2000 lb.)			
EL SALVADOR CONTD					
COFFEE CONTD	ITALY			54	54
	SWEDN			130	130
	USA			35	35
	OTHER			288	288
TEXTILE FIBRES NES	ITALY			104	104
	SWEDN			111	111
	OTHER			249	249
GENERAL CARGO	OTHER	70			70
	NORW			93	93
		125		1,134	1,259
FRENCH WEST INDIES					
SUGAR	NORW		4,555	2,207	6,762
GENERAL CARGO	NORW	114			114
		114	4,555	2,207	6,876
GUATEMALA					
COFFEE	GER			44	44
	ITALY			28	28
	SWEDN			89	89
	USA			110	110
	OTHER			177	177
LOGS ROUND TIMBER	OTHER			19	19
TEXTILE FIBRES NES	GER			64	64
	SWEDN	287		50	337
	OTHER			33	33
GENERAL CARGO	USA			1	1
HOUSEHOLD GOODS	SWEDN			3	3
GENERAL CARGO	ITALY			5	5
	SWEDN	473			473
		760		623	1,383
HAITI					
GENERAL CARGO	GER	26			26
	NETH	778			778
		804			804
HONDURAS					
ZINC ORE AND CONC	NORW			1,000	1,000
				1,000	1,000
MEXICO					
MARINE ANIMALS NFS	GER	14			14
FRESH FRUITS NES	SWEDN	27			27
FRUIT PREPARATIONS NES	NETH	72			72
	SWEDN	42			42
PEANUTS	GER	15	118		133
	NORW	15			15
	SWEDN	252			252
	UK	1,032	525		1,557
COFFEE	NETH			155	155
	OTHER			744	744
FOOD PREPARATIONS NES	OTHER			61	61
DIST ALCOHOLIC BEV	GER	2			2
	USA			3	3
CRUDE VEG MATRLS NES	OTHER			102	102
CRUDE PETROLEUM	GREEK	33,368			33,368
GYPSUM	PANAM			54,600	54,600
SALT	GREEK			13,262	13,262
	UK			62,870	62,870

1. See page 134.

SHIPPING REPORT, 1961

TABLE 3. Cargoes Unloaded at Canadian Ports from Foreign Countries, by Country of Origin, Kind of Cargo, Registry of Vessel and Geographic Area

Country of Origin and Kind of Cargo	Registry ¹ of Vessel	At Atlantic and Lower St. Lawrence Ports, Montreal and below	At Great Lakes and Upper St. Lawrence Ports above Montreal	At Pacific Ports	Total
		Cargo tons (2000 lb.)			
SULPHUR	NETH	3,300			3,300
NON MET MIN CRUDE NES	UK	17,550			17,550
	GREEK	7,700			7,700
	SWEDN	2,541	1,794		4,335
	UK	9,106	11,129		20,235
TEXTILE FAB MATRLS NES	OTHER			10	10
OILS FATS WAXES NES	USA			35	35
CHEMICALS NES	OTHER			1	1
FUEL OIL	NORW	31,688			31,688
	SWEDN	20,938			20,938
GENERAL CARGO	OTHER	297			297
MISC EQUIPMENT NES	OTHER			1	1
HOUSEHOLD GOODS	OTHER			17	17
CONTAINERS NES	OTHER			8	8
MISC PRODUCTS NES	SWEDN	51			51
GENERAL CARGO	NETH	932			932
	NORW	1,091			1,091
	SWEDN	3,549			3,549
		133,582	13,566	131,869	279,017
NETHERLANDS ANTILLES					
FRUIT PREPARATIONS NES	ITALY			1	1
COFFEE	GER			34	34
CRUDE PETROLEUM	LIBER	54,830			54,830
	NORW	14,997			14,997
	UK	16,927			16,927
PHOSPHATE ROCK	GER	3,764			3,764
	NETH	3,528			3,528
	OTHER	2,850			2,850
GASOLINE	LIBER	16,000			16,000
	NETH	7,164			7,164
	NORW	78,348			78,348
	PANAM	37,871			37,871
	UK	15,182			15,182
	USA	14,663			14,663
	OTHER	1,576			1,576
FUEL OIL	CAN			14,805	14,805
	DENMK	19,183			19,183
	GREEK	10,110	12,880		22,990
	ITALY	16,975			16,975
	LIBER	65,887			65,887
	NETH	96,973			96,973
	NORW	347,184		24,284	371,468
	PANAM	399,424			399,424
	SWEDN	16,764			16,764
	UK	118,995	10,355		129,350
	USA	1,137			1,137
	OTHER	116,475			116,475
ASPHALT	UK	5,308			5,308
MACHINERY AND PARTS	ITALY			13	13
GENERAL CARGO	ITALY			2	2
	NETH	2			2
		1,482,117	23,235	39,139	1,544,491
NICARAGUA					
COFFEE	SWEDN			19	19
	USA			19	19
LOGS ROUND TIMBER	OTHER			34	34
TEXTILE FIBRES NES	OTHER			634	634
TEXTILE FAB MATRLS NES	NORW	41			41
		41		706	747

SHIPPING REPORT, 1961

TABLE 3. Cargoes Unloaded at Canadian Ports from Foreign Countries, by Country of Origin, Kind of Cargo, Registry of Vessel and Geographic Area

Country of Origin and Kind of Cargo	Registry ¹ of Vessel	At Atlantic and Lower St. Lawrence Ports, Montreal and below	At Great Lakes and Upper St. Lawrence Ports above Montreal	At Pacific Ports	Total
		Cargo tons (2000 lb.)			
PANAMA					
COFFEE	OTHER			25	25
DIST ALCOHOLIC BEV	NORW			35	35
	OTHER			6	6
GENERAL CARGO	UK			2	2
	DENMK	79			79
	NETH			6	6
		79		74	153
PUERTO RICO					
DRIED PRESERVED FRUITS	NORW	35			35
MOLASSES CRUDE	UK	6,500	6,788		13,288
DIST ALCOHOLIC BEV	CAN	253			253
	ITALY	43			43
	LIBER	96			96
	OTHER	40			40
GENERAL CARGO	OTHER	231			231
HOUSEHOLD GOODS	CAN	1			1
GENERAL CARGO	ITALY	278			278
	LIBER	418			418
	NORW	27			27
		7,922	6,788		14,710
GREENLAND					
FISH SMOKED SALTED	DENMK	385			385
		385			385
ST PIERRE AND MIQUELON					
FOOD PREPARATIONS NES	OTHER	1			1
MARINE ANIMAL OILS	CAN	30			30
FUEL OIL	CAN	1,080			1,080
MACHINERY AND PARTS	OTHER	1			1
AUTOMOBILES AND CHASSIS	CAN	1			1
	OTHER	3			3
GENERAL CARGO	OTHER	314			314
CONTAINERS EMPTY	OTHER	73			73
CONTAINERS NES	OTHER	20			20
GENERAL CARGO	PANAM	3			3
		1,526			1,526
U S ALASKA					
FISH FRESH OR FROZEN	CAN			25	25
	USA			3,777	3,777
MARINE ANIMALS NES	USA			5	5
CRUDE ANIMAL PROD NES	USA			8	8
LOGS ROUND TIMBER	USA			1,000	1,000
LEAD ORE AND CONC	CAN			13,307	13,307
ZINC ORE AND CONC	CAN			12,821	12,821
IRON AND STEEL SCRAP	CAN			265	265
NON FERROUS METAL SCRAP	CAN			144	144
ASBESTOS UNMANUFACTURED	CAN			43,347	43,347
LUMBER AND TIMBER	USA			247	247
WOODPULP	USA			107,065	107,065
NEWSPRINT PAPER	NORW			6	6
GASOLINE	CAN			185	4,000
FUJFL OIL	CAN			231	231
RAILS AND TRACK MATRL	CAN			295	295
LEAD BAR INGOT PIG	CAN			598	598
ZINC BAR INGOT PIG	CAN			366	366
MACHINERY AND PARTS	CAN			2,024	2,024
	USA			400	400

1. See page 154.

SHIPPING REPORT, 1961

147

TABLE 3. Cargoes Unloaded at Canadian Ports from Foreign Countries, by Country of Origin, Kind of Cargo, Registry of Vessel and Geographic Area

Country of Origin and Kind of Cargo	Registry ¹ of Vessel	At Atlantic and Lower St. Lawrence Ports, Montreal and below	At Great Lakes and Upper St. Lawrence Ports above Montreal	At Pacific Ports	Total
AUTOMOBILES AND CHASSIS	CAN			45	45
	USA			51	51
TRUCKS AND CHASSIS	CAN			8	8
	USA			5	5
MOTOR VEH PARTS NES	CAN			1	1
MOTOR VEHICLE NES	CAN			8	8
	USA			18	18
GENERAL CARGO	USA			5	5
CONTAINERS EMPTY	CAN			2	2
MISC PRODUCTS NES	CAN			119	119
GENERAL CARGO	CAN			509	509
				186,887	186,887
U S HAWAII					
FRESH FRUITS NES	DENMK			1,396	1,396
	GER			203	203
	UK			134	134
	USA			525	525
FRUIT PREPARATIONS NES	JAPAN	2,231			2,231
	USA			686	686
COFFEE	USA			185	185
FOOD PREPARATIONS NES	JAPAN	886			886
CRUDE VEG MATRLS NES	GER			20	20
PAPERBOARD	USA			27	27
PAPER PAPERBOARD NES	USA			75	75
AUTOMOBILES AND CHASSIS	UK			4	4
GENERAL CARGO	USA			1,241	1,241
	USA			1,136	1,136
CONTAINERS NES	USA			2	2
GENERAL CARGO	JAPAN	2,193			2,193
		5,310		5,634	10,944
U S PACIFIC PORTS					
MEAT FRESH	USA			3	3
MEAT CURED	USA			2	2
MEAT AND MEAT PREP NES	USA			36	36
FISH FRESH OR FROZEN	UK			1	1
	USA			32	32
FISH CANNED	UK			8	8
	USA			519	519
MARINE ANIMALS NES	USA			18	18
WHEAT FLOUR	USA			26	26
GRAIN CEREAL PREP NES	UK			19	19
APPLES	USA			68	68
BANANAS	USA			1,121	1,121
FRESH FRUITS NES	CAN			59	59
	USA			1,890	1,890
DRIED PRESERVED FRUITS	UK			17	17
	USA			20	20
FRUIT PREPARATIONS NES	JAPAN	122	253		375
	USA			114	114
POTATOES	USA			419	419
VEGETABLES FRESH NES	CAN			60	60
	USA			3,191	3,191
BEANS AND PEAS DRIED	USA			5	5
VEGETABLE PREPARATIONS	USA			194	194
MOLASSES CRUDE	USA			1	1
SUGAR PREPARATIONS	UK			67	67
COCOA AND CHOCOLATE	USA			2	2
COFFEE	SWEDN			130	130
	USA			85	85
SPICES	USA			5	5
FOOD PREPARATIONS NES	JAPAN	9,679			9,679

SHIPPING REPORT, 1961

TABLE 3. Cargoes Unloaded at Canadian Ports from Foreign Countries, by Country of Origin, Kind of Cargo, Registry of Vessel and Geographic Area

Country of Origin and Kind of Cargo	Registry ¹ of Vessel	At Atlantic and Lower St. Lawrence Ports, Montreal and below	At Great Lakes and Upper St. Lawrence Ports above Montreal	At Pacific Ports	Total
		Cargo tons (2000 lb.)			
U S PACIFIC PORTS CONTD					
FOOD PREPARATIONS CONTD	NETH			87	87
	UK			86	86
	USA			1,024	1,024
FEEDS VEG ORIGIN NES	USA			5	5
FEEDS ANIMAL ORIGIN	UK			54	54
WINES	UK			8	8
DIST ALCOHOLIC BEV	UK			77	77
	USA			1	1
BEVERAGES NES	USA			27	27
CRUDE ANIMAL PROD NES	USA			7	7
SEEDS FOR SOWING NES	USA			6	6
LOGS ROUND TIMBER	CAN			8,861	8,861
	GER	3,625			3,625
	USA			224	224
PULPWOOD	CAN			5,660	5,660
	USA			480	480
TEXTILE FIBRES NES	USA			5	5
IRON ORE AND CONC	NORW			1	1
MET ORES NES	NORW			85	85
NON FERROUS METAL SCRAP	USA			6	6
SLAGS DROSSES ETC	CAN			5,500	5,500
	USA			10	10
CLAY MATERIALS NES	USA			83	83
SAND AND GRAVEL	CAN			216,886	216,886
	USA			64	64
LIMESTONE	CAN			540	540
GYPSUM	CAN			13,398	13,398
PHOSPHATE ROCK	UK	18,017			18,017
SALT	NORW			17,809	17,809
	SWEDN			2,034	2,034
	UK			4,593	4,593
	USA			20	20
NON MET MIN CRUDE NES	USA			52	52
WASTE AND SCRAP NES	USA			1,913	1,913
RUBBER FAB MATERIALS	USA			6	6
LUMBER AND TIMBER	CAN			4,421	4,421
	USA			4,882	4,882
VENEER AND PLYWOOD	USA			160	160
WOOD FAB MATRLS NES	UK			101	101
	USA			33	33
WOODPULP	USA			9,135	9,135
NEWSPRINT PAPER	CAN			6	6
	NORW			133	133
	SWEDN			4	4
	USA			13	13
PAPER NES	USA			10	10
PAPERBOARD	USA			60	60
PAPER PAPERBOARD NES	USA			19	19
TEXTILE FAB MATRLS NES	CAN			1	1
	UK			18	18
	USA			6	6
SOYABEAN OIL	USA			5	5
VEG OILS AND FATS NES	ITALY			4	4
	USA			1	1
OILS FATS WAXES NES	USA			3	3
CHEMICALS NES	CAN			84,845	84,845
	GER			21	21
	NETH			13	13
	NORW			1,178	1,178
	SWEDN			1,636	1,636
	UK			49	49
	USA			14,097	14,097
FERTILIZERS ETC	USA			41	41
CHEMICAL PRODUCTS NES	CAN			1,000	1,000
	USA			989	989

1. See page 154.

SHIPPING REPORT, 1961

149

TABLE 3. Cargoes Unloaded at Canadian Ports from Foreign Countries, by Country of Origin, Kind of Cargo, Registry of Vessel and Geographic Area

Country of Origin and Kind of Cargo	Registry ¹ of Vessel	At Atlantic and Lower St. Lawrence Ports, Montreal and below	At Great Lakes and Upper St. Lawrence Ports above Montreal	At Pacific Ports	Total
GASOLINE	CAN			8,411	8,411
FUEL OIL	CAN			1,372	1,372
	LIBER			23,334	23,334
	USA			343,331	343,331
LUB OILS AND GREASES	CAN			5,126	5,126
	USA			1,242	1,242
PET AND COAL PROD NES	NETH			2	2
	USA			1	1
IRON STEEL INGOT ETC	UK			11	11
CASTINGS AND FORGINGS	GER			10	10
	USA			33	33
STEEL BAR AND ROD	UK			53	53
	USA			104	104
STEEL PLATE AND SHEET	USA			26	26
IRON AND STEEL PIPES	UK			446	446
	USA			83	83
IRON AND STEEL NES	UK			280	280
	USA			168	168
ALUMINUM BAR INGOT	USA			41	41
ALUMINUM NES	USA			10	10
LEAD BAR INGOT PIG	USA			2	2
ZINC BAR INGOT PIG	USA			3	3
ZINC AND ALLOYS NES	NORW			169	169
	SWEDN			20	20
NON FERROUS METALS NES	USA			50	50
METAL FAB PROD NES	CAN			192	192
	GREEK			15	15
	UK			66	66
	USA			202	202
CEMENT	USA			129	129
CEMENT BASIC PROD NES	CAN			35	35
STRUCTURAL SHAPES	CAN			313	313
	UK			25	25
COPPER ALLOYED	USA			2	2
STRUCTURAL SHAPES	USA			140	140
PLASTER	USA			48	48
LIME	USA			12	12
NON MET MIN PROD NES	CAN			1,600	1,600
	USA			36	36
MISC FAB MATRLS NES	UK			115	115
	USA			37	37
MACHINERY AND PARTS	CAN			261	261
	UK			103	103
	USA			224	224
AUTOMOBILES AND CHASSIS	UK			21	21
	USA			136	136
MOTOR VEH PARTS NES	UK			2	2
MISC VEH AND PARTS NES	CAN			8	8
COMMUNICATION EQUIPMENT	USA			2	2
MISC EQUIPMENT NES	CAN			32	32
	UK			33	33
	USA			11	11
HOUSEHOLD GOODS	USA			58	58
CONTAINERS EMPTY	CAN	10		1,588	1,598
	NORW			5,774	5,774
	SWEDN			104	104
	USA			2,453	2,453
CONTAINERS NES	NORW			2	2
	SWEDN			16	16
	USA			256	256
MISC PRODUCTS NES	NORW			1	1
	UK			96	96
	USA			811	811
GENERAL CARGO	JAPAN	10,729	3,508		14,237
	NETH			1,188	1,188

SHIPPING REPORT, 1961

TABLE 3. Cargoes Unloaded at Canadian Ports from Foreign Countries, by Country of Origin, Kind of Cargo, Registry of Vessel and Geographic Area

Country of Origin and Kind of Cargo	Registry ¹ of Vessel	At Atlantic and Lower St. Lawrence Ports, Montreal and below	At Great Lakes and Upper St. Lawrence Ports above Montreal	At Pacific Ports	Total
U S PACIFIC PORTS CONTD					
GENERAL CARGO CONTD	NORW			4	4
	UK			1,255	1,255
	USA			685	685
		42,182	3,761	813,027	858,970
U S GREAT LAKES PORTS					
MILK POWDER	CAN		16		16
BARLEY	CAN	40,014	1,713		41,727
CORN	CAN	708,120	304,961		1,013,081
	UK	65,081	18,402		83,483
	USA	31,596	25,536		57,132
	OTHER	8,555			8,555
OATS	CAN	5,071	70,733		75,804
	OTHER		7,650		7,650
RYE	CAN	5,040	10,164		15,204
WHEAT	CAN	501,791	5,533		507,324
	UK	23,331			23,331
	USA	49,290			49,290
	OTHER	13,440			13,440
FRUIT PREPARATIONS NES	NORW			53	53
COCONUT DESICCATED	NORW			10	10
BEANS AND PEAS DRIED	CAN		2,040		2,040
TEA	NORW			46	46
SPICES	NORW			6	6
SOYABEAN OIL CAKE ETC	CAN		14,543		14,543
FLAXSEED	CAN	16,607	3,125		19,732
	UK		7,582		7,582
SOYABEANS	CAN	210,893	152,104		362,997
	UK	10,446	9,000		19,446
	USA	5,548	23,400		28,948
	OTHER	5,565	125,125		130,690
LOGS ROUND TIMBER	USA		10		10
TEXTILE FIBRES NES	NORW			14	14
IRON ORE AND CONC	CAN	171,371	4,055,409		4,226,780
	OTHER		391,916		391,916
MET ORES NES	CAN	45			45
IRON AND STEEL SCRAP	CAN		76,515		76,515
	USA		13,348		13,348
NON FERROUS METAL SCRAP	CAN	100	58		158
COAL ANTHRACITE	CAN	2,517			2,517
	OTHER		7,005		7,005
COAL BITUMINOUS	CAN	540,759	7,747,289		8,288,048
	UK		214,238		214,238
	USA		1,219,444		1,219,444
	OTHER	26,662	720,616		747,278
CRUDE PET CANADIAN	CAN		180,900		180,900
DOLOMITE	USA		31,535		31,535
CLAY MATERIALS NES	CAN	30,795	2,066		32,861
SAND AND GRAVEL	CAN		120,035		120,035
	USA		393,505		393,505
LIMESTONE	CAN		40,393		40,393
	USA		625,110		625,110
CRUSHED STONE	CAN	3,504			3,504
	USA		11,617		11,617
STONE CRUDE NES	CAN		3,400		3,400
SALT	CAN	11,900	4,000		15,900
	UK		8,000		8,000
	OTHER	8,786			8,786
SULPHUR	CAN		6,732		6,732
	USA		22,759		22,759
WASTE AND SCRAP NES	CAN		95		95
LUMBER AND TIMBER	NORW	28			28
NEWSPRINT PAPER	CAN		4		4
PAPER NES	CAN		2,746		2,746

1. See page 134.

SHIPPING REPORT, 1961

TABLE 3. Cargoes Unloaded at Canadian Ports from Foreign Countries, by Country of Origin, Kind of Cargo, Registry of Vessel and Geographic Area

Country of Origin and Kind of Cargo	Registry ¹ of Vessel	At Atlantic and Lower St. Lawrence Ports, Montreal and below	At Great Lakes and Upper St. Lawrence Ports above Montreal	At Pacific Ports	Total
		Cargo tons (2000 lb.)			
PAPER PAPERBOARD NES	CAN		8		8
VEG OILS AND FATS NES	CAN	3,360			3,360
	NORW			6	6
CHEMICALS NES	CAN	1,200	44,304		45,504
	NORW	86			86
	USA		1,500		1,500
GASOLINE	USA	1,200	2,300		3,500
	OTHER		5,125		5,125
FUEL OIL	CAN		33,040		33,040
	USA		50,247		50,247
	OTHER		32,224		32,224
COKE	CAN	121,348			121,348
	OTHER		3,049		3,049
TAR PITCH AND CREOSOTE	CAN	18,087			18,087
PET AND COAL PROD NES	CAN		5		5
PIG IRON	CAN	25,184	2,575		27,759
	UK	5,469			5,469
	OTHER	9,255			9,255
STEEL PLATE AND SHEET	CAN	2,986	4,051		7,037
	GREEK		300		300
STRUCTURAL SHAPES	USA		1,119		1,119
IRON AND STEEL NES	CAN		77		77
CEMENT BASIC PROD NES	CAN		138		138
MACHINERY AND PARTS	CAN		40		40
TRUCKS AND CHASSIS	CAN	336			336
MISC VEH AND PARTS NES	UK	16			16
CONTAINERS EMPTY	CAN	2			2
	NORW	3			3
	UK	262			262
MISC PRODUCTS NES	CAN		6		6
GENERAL CARGO	CAN	3,816	321	3	4,140
	GER		3,852		3,852
	GREEK	43			43
	ITALY	1,648			1,648
	NETH	1,476			1,476
	NORW	331	1,500	5	1,836
	UK	114			114
		2,693,077	16,866,153	143	19,559,373
U S ATLANTIC AND GULF PORTS					
CATTLE	CAN	6			6
MEAT FRESH	CAN	298			298
	UK	17			17
MEAT CURED	CAN	666			666
	GER	100			100
	NORW	329			329
MEAT AND MEAT PREP NES	CAN	98			98
FISH FRESH OR FROZEN	CAN	77			77
	NORW	321			321
	USA	152			152
FISH SMOKED SALTED	USA	142			142
FISH CANNED	CAN	38			38
	SWEDN	64			64
	USA	1,974			1,974
LOBSTER	CAN	75			75
MARINE ANIMALS NES	CAN	3			3
DAIRY PRODUCE NES	CAN	1			1
APPLES	NORW	14			14
FRESH FRUITS NES	CAN	716			716
	NETH	6			6
	UK	155			155
DRIED PRESERVED FRUITS	CAN	21			21
FRUIT PREPARATIONS NES	CAN	1,104			1,104
	GER	422			422

SHIPPING REPORT, 1961

TABLE 3. Cargoes Unloaded at Canadian Ports from Foreign Countries, by Country of Origin, Kind of Cargo, Registry of Vessel and Geographic Area

Country of Origin and Kind of Cargo	Registry ¹ of Vessel	At Atlantic and Lower St. Lawrence Ports, Montreal and below	At Great Lakes and Upper St. Lawrence Ports above Montreal	At Pacific Ports	Total
U S ATLANTIC PORTS CONTD					
FRUIT PREPARATIONS CONTD	NETH	213			213
	NORW	321			321
	SWEDN	2,503			2,503
	UK	16			16
	OTHER	41			41
VEGETABLES FRESH NES	CAN	302			302
	UK	235			235
VEGETABLE PREPARATIONS	CAN	108			108
	UK	8			8
SUGAR	NETH			2	2
MOLASSES CRUDE	USA		2,200		2,200
COCOA AND CHOCOLATE	NETH			2	2
	USA	25			25
SPICES	CAN	12			12
MARG SHORTENING LARD	CAN	9			9
FOOD PREPARATIONS NES	CAN	390			390
	LIBER	664			664
	NETH			14	14
SOYABEAN OIL CAKE ETC	CAN	91			91
FEEDS ANIMAL ORIGIN	USA	164			164
COMPLETE FEEDS	USA	5,818			5,818
SOYABEANS	CAN	30			30
RUBBER AND GUMS NATURAL	USA	11			11
CRUDE VEG MATRLS NES	UK	1			1
LOGS ROUND TIMBER	CAN	10			10
	LIBER	1,855			1,855
	UK	162			162
ALUMINUM ORE AND CONC	PANAM	70,515			70,515
	UK			35,435	35,435
IRON ORE AND CONC	CAN		31,955		31,955
	USA		1,050		1,050
NICKEL ORE AND CONC	USA		918		918
COAL ANTHRACITE	CAN	517			517
	GER	1,131			1,131
	UK	59,288			59,288
	OTHER	18,938			18,938
COAL BITUMINOUS	CAN	4,983			4,983
	GER	6,132			6,132
	LIBER	4,368			4,368
	NORW	22,032			22,032
	UK	100,307			100,307
	OTHER	37,878			37,878
CLAY MATERIALS NES	GER	25			25
	SWEDN	56			56
LIMESTONE	USA		4,510		4,510
PHOSPHATE ROCK	GREEK	60,604			60,604
	NORW	15,646			15,646
	SWEDN	10,509			10,509
	UK	178,287	12,000		190,287
	OTHER	38,651			38,651
SULPHUR	DENMK	68,185		6,720	74,905
	GER	9,740			9,740
	GREEK	7,840			7,840
	ITALY	7,295			7,295
	NETH	3,500			3,500
	NORW	69,129			69,129
	SWEDN	16,254			16,254
	UK	68,213			68,213
	OTHER	12,540			12,540
NON MET MIN CRUDE NES	NETH			1	1
WASTE AND SCRAP NES	CAN	5			5
RUBBER FAB MATERIALS	CAN	58			58
LUMBER AND TIMBER	CAN	195			195
RAILWAY TIES	GER	2,823			2,823
WOOD FAB MATRLS NES	UK	17			17

1. See page 154.

SHIPPING REPORT, 1961

TABLE 3. Cargoes Unloaded at Canadian Ports from Foreign Countries, by Country of Origin, Kind of Cargo, Registry of Vessel and Geographic Area

Country of Origin and Kind of Cargo	Registry ¹ of Vessel	At Atlantic and Lower St. Lawrence Ports, Montreal and below	At Great Lakes and Upper St. Lawrence Ports above Montreal	At Pacific Ports	Total
		Cargo tons (2000 lb.)			
WOODPULP	UK	16			16
NEWSPRINT PAPER	CAN	5			5
PAPER NES	NORW	1			1
	CAN	161			161
PAPERBOARD	NORW	1,064			1,064
	UK	2,240			2,240
BLDG PAPER AND MATRLS	CAN	1			1
	GER	226			226
PAPER PAPERBOARD NES	CAN	111			111
	CAN	4			4
TEXTILE FAB MATRLS NES	NORW	51			51
	CAN	90			90
ANIMAL OILS AND FATS	CAN	21			21
MARINE ANIMAL OILS	CAN	12			12
	NORW	22			22
SOYABEAN OIL	USA		3,347		3,347
	CAN	610			610
VEG OILS AND FATS NES	CAN	12			12
	NETH			1	1
OILS FATS WAXES NES	CAN	4			4
	NETH			36	36
GLYCOL	NORW	164			164
CHEMICALS NES	CAN	504			504
	GER	7,076			7,076
FERTILIZERS ETC	NETH			24	24
	NORW	8,685			8,685
CHEMICAL PRODUCTS NES	PANAM		3,635		3,635
	UK	476			476
GASOLINE	USA		7,525		7,525
	OTHER	9,263			9,263
FUEL OIL	CAN	1,285			1,285
	DENMK	11,493			11,493
LUB OILS AND GREASES	GER	4,000			4,000
	ITALY	3,750			3,750
COKE	LIBER	13,012			13,012
	NORW	12,337			12,337
ASPHALT	PANAM	2,850			2,850
	UK	3,353			3,353
TAR PITCH AND CREOSOTE	USA		1,700		1,700
	NETH			20	20
CASTINGS AND FORGINGS	SWEDN	347			347
	USA	15,056	7,709		22,765
IRON AND STEEL PIPES	CAN	2,488			2,488
	LIBER			9,572	9,572
ALUMINUM NES	NORW	350			350
	PANAM	2,725			2,725
NON FERROUS METALS NES	USA	6,550	1,100	17,308	24,958
	CAN	5,449			5,449
METAL FAB PROO NES	NETH			53	53
	NORW	9,457			9,457
COKE	SWEDN	16,435			16,435
	USA		38,561		38,561
ASPHALT	OTHER	5,057			5,057
	NORW	23,113			23,113
TAR PITCH AND CREOSOTE	UK	12,322			12,322
	CAN	8			8
CASTINGS AND FORGINGS	GER	3,074			3,074
	LIBER	5			5
IRON AND STEEL PIPES	CAN	2			2
	PANAM	1			1
ALUMINUM NES	CAN	1			1
	ITALY	657			657
NON FERROUS METALS NES	NORW	463			463
	CAN	115			115
METAL FAB PROO NES	LIBER	26			26

SHIPPING REPORT, 1961

TABLE 3. Cargoes Unloaded at Canadian Ports from Foreign Countries, by Country of Origin, Kind of Cargo, Registry of Vessel and Geographic Area

Country of Origin and Kind of Cargo	Registry ¹ of Vessel	At Atlantic and Lower St. Lawrence Ports, Montreal and below	At Great Lakes and Upper St. Lawrence Ports above Montreal	At Pacific Ports	Total
U S ATLANTIC PORTS CONTD					
METAL FAB PROD CONTD	NETH			170	170
SEWER PIPE AND TILE	USA	7			7
LIME	UK	75			75
NON MET MIN PROD NES	LIBER	12			12
MISC FAB MATRLS NES	LIBER	2			2
MACHINERY AND PARTS	CAN	430			430
	LIBER	30			30
	NETH			6	6
AUTOMOBILES AND CHASSIS	CAN	30			30
	UK	9			9
MOTOR VEH PARTS NES	CAN	1			1
MOTOR VEHICLE NES	CAN	12			12
MISC VEH AND PARTS NES	CAN	2			2
COMMUNICATION EQUIPMENT	CAN	1			1
MISC EQUIPMENT NES	CAN	12			12
	LIBER	7			7
HOUSEHOLD GOODS	CAN	66			66
	LIBER	22			22
	NETH			83	83
	NORW	540			540
	USA	1			1
CONTAINERS EMPTY	CAN	1,195			1,195
	GER	15			15
	NETH	60			60
	NORW	1,444			1,444
	SWEDN	150			150
	UK	1,668			1,668
	USA	57		15	72
CONTAINERS NES	CAN	3			3
	NORW	59			59
MISC PRODUCTS NES	CAN	158			158
	PANAM	1			1
	UK	13			13
GENERAL CARGO	CAN	10,770			10,770
	DENMK	1			1
	GER	1,893			1,893
	LIBER	2,649			2,649
	NETH	960		113	1,073
	NORW	2,675			2,675
	SWEDN	3,839			3,839
	UK	879	1,000		1,879
	USA	468			468
	OTHER	663			663
		1,132,928	117,210	69,575	1,319,713
GRAND TOTAL		19,340,838	17,717,556	2,128,961	39,187,355

1. Countries of registry include Canada, United States, United Kingdom, Denmark, Germany, Greece, Italy, Japan, Liberia, Netherlands, Norway, Panama, Sweden, and other.

SHIPPING REPORT, 1961

155

TABLE 4. Cargoes Unloaded at Canadian Ports from Foreign Countries, by Commodity and Geographic Area

Commodity	At Atlantic and Lower St. Lawrence Ports, Montreal and below	At Great Lakes and Upper St. Lawrence Ports above Montreal	At Pacific Ports	Total
	Cargo tons (2000 lb.)			
CATTLE	6			6
OTHER LIVE ANIMALS	1		55	56
MEAT FRESH	12,284	328	4,130	16,742
MEAT CURED	1,095		51	1,146
MEAT AND MEAT PREP NES	2,403	231	2,276	4,910
FISH FRESH OR FROZEN	750	24	6,429	7,203
FISH SMOKED SALTED	678			678
FISH CANNED	2,367		1,355	3,722
LOBSTER	137		64	201
MARINE ANIMALS NES	17		221	238
MILK POWDER		16		16
DAIRY PRODUCE NES	713		332	1,045
BARLEY	65,484	1,713		67,197
CORN	813,384	348,899	38	1,162,321
OATS	5,071	78,383		83,454
RYE	5,040	10,164		15,204
WHEAT	587,852	5,533	672	594,057
CEREALS UNMILLED NES	3,575	1,679	5,876	11,130
MALT			453	453
WHEAT FLOUR	2		2,195	2,197
CEREALS MILLED NES			1	1
GRAIN CEREAL PREP NES	484	10	852	1,346
APPLES	14		214	228
BANANAS			1,121	1,121
FRESH FRUITS NES	7,512	1,676	26,711	35,899
FROZEN FRUITS BERRIES	68	159		227
DRIED PRESERVED FRUITS	11,567	2,729	2,964	17,260
FRUIT PULP	154	84	12	250
FRUIT PREPARATIONS NES	10,005	1,446	4,645	16,096
PEANUTS	2,506	1,158	539	4,203
COCONUT DESICCATED	339		593	932
NUTS NES	9,307	80	3,207	12,594
POTATOES			419	419
VEGETABLES FRESH NES	788	98	4,885	5,771
BEANS AND PEAS DRIED	17	2,040	180	2,237
VEGETABLE PREPARATIONS	217	1,073	286	1,576
SUGAR	539,540	112,444	70,449	722,433
MOLASSES CRUDE	86,066	47,867	1	133,934
MOLASSES AND SYRUPS NES	7,109		66	7,175
SUGAR PREPARATIONS	2,515	317	2,199	5,031
COCOA AND CHOCOLATE	16,412	1,002	65	17,479
COFFEE	6,892	51	17,002	23,945
TEA	21,025	30	3,520	24,575
SPICES	1,896	3	361	2,260
VINEGAR	5			5
MARG SHORTENING LARD	9			9

SHIPPING REPORT, 1961

TABLE 4. Cargoes Unloaded at Canadian Ports from Foreign Countries, by Commodity and Geographic Area

Commodity	At Atlantic and Lower St. Lawrence Ports, Montreal and below	At Great Lakes and Upper St. Lawrence Ports above Montreal	At Pacific Ports	Total
	Cargo tons (2000 lb.)			
SAUSAGE SKINS CASINGS	874	27	229	1,130
FOOD PREPARATIONS NES	14,594	342	6,766	21,702
HULLS SCREENINGS ETC			18	18
GRAIN FEEDS NES	2		3	5
SOYABEAN OIL CAKE ETC	91	14,543		14,634
OIL SEED CAKE NES	1,225			1,225
FEEDS VEG ORIGIN NES			5	5
FEEDS ANIMAL ORIGIN	251	40	1,050	1,341
COMPLETE FEEDS	5,872		77	5,949
ALE BEER ETC	181	154	254	589
WINES	2,001	201	1,283	3,485
DIST ALCOHOLIC BEV	9,719	4,968	4,425	19,112
BEVERAGES NES	1,656	8	50	1,714
TOBACCO	98		6	104
RAW HIDES AND SKINS	126		1	127
CRUDE ANIMAL PROD NES	1,582		208	1,790
SEEDS FOR SOWING NES	351	28	108	487
FLAXSEED	16,607	10,707		27,314
MUSTARD SEED	2	100	3	105
SOYABEANS	232,482	309,629		542,111
OIL SEEDS NUTS NES	228		32	260
RUBBER AND GUMS NATURAL	18,168	1,424	750	20,342
CRUDE VEG MATRLS NES	1,505	35	1,125	2,665
LOGS ROUND TIMBER	7,334	10	10,195	17,539
PULPWOOD			6,140	6,140
CRUDE WOOD MATRLS NES			4	4
WOOL AND ANIMAL HAIR	2,988		3,573	6,561
TEXTILE FIBRES NES	1,999	972	2,872	5,843
ALUMINUM ORE AND CONC	1,890,135	25,063	327,188	2,242,386
COPPER ORE AND CONC	772			772
IRON ORE AND CONC	873,879	4,480,666	1	5,354,546
ILMENITE ORE	12,362			12,362
LEAD ORE AND CONC			13,307	13,307
MANGANESE ORE AND CONC	22,958		141	23,099
NICKEL ORE AND CONC	526	918		1,444
ZINC ORE AND CONC	19,334		48,448	67,782
MET ORES NES	20,468	63	225	20,756
IRON AND STEEL SCRAP		89,863	300	90,163
NON FERROUS METAL SCRAP	100	58	172	330
SLAGS DROSSES ETC	386		5,510	5,896
COAL ANTHRACITE	123,159	7,005		130,164
COAL BITUMINOUS	753,349	9,901,587		10,654,936
CRUDE PETROLEUM	7,560,209	90,695		7,650,904
CRUDE PET CANADIAN		180,900		180,900

SHIPPING REPORT, 1961

157

TABLE 4. Cargoes Unloaded at Canadian Ports from Foreign Countries, by Commodity and Geographic Area

Commodity	At Atlantic and Lower St. Lawrence Ports, Montreal and below	At Great Lakes and Upper St. Lawrence Ports above Montreal	At Pacific Ports	Total
	Cargo tons (2000 lb.)			
ASBESTOS UNMANUFACTURED	215		43,568	43,783
CHINA CLAY	17,929	10,676	5,200	33,805
DOLOMITE		31,535		31,535
CLAY MATERIALS NES	34,035	2,066	1,626	37,727
SAND AND GRAVEL	75	513,540	216,950	730,565
LIMESTONE(1)		670,013	601	670,614
CRUSHED STONE	3,536	12,014	10	15,560
STONE CRUDE NES	2,309	5,246	334	7,889
BARYTES		38		38
GYPSUM	5		67,998	68,003
PHOSPHATE ROCK	331,856	12,000	4	343,860
SALT	82,092	12,010	100,588	194,690
SULPHUR	283,546	29,491	6,720	319,757
NON MET MIN CRUDE NES	23,389	13,176	575	37,140
WASTE AND SCRAP NES	429	95	2,093	2,617
LEATHER	48	6	1	55
RUBBER FAB MATERIALS	4,709		332	5,041
LUMBER AND TIMBER	5,627	313	18,822	24,762
FLOORING	133		29	162
RAILWAY TIES	2,823			2,823
SAWMILL PRODUCTS NES			4	4
VENEER AND PLYWOOD	2,464		7,494	9,958
WOOD FAB MATRLS NES	1,358	10	796	2,164
WOODPULP	123		116,200	116,323
NEWSPRINT PAPER	445	4	162	611
PAPER NES	4,498	2,746	325	7,569
PAPERBOARD	495		88	583
BLDG PAPER AND MATRLS	312		12	324
PAPER PAPERBOARD NES	1,062	38	277	1,377
SACKING MATERIALS	5,353	83	7,355	12,791
TEXTILE FAB MATRLS NES	54,780	827	11,702	67,309
ANIMAL OILS AND FATS	31		4	35
MARINE ANIMAL OILS	2,246	7,890	1	10,137
SOYABEAN OIL	610		5	615
VEG OILS AND FATS NES	45,150	10,239	206	55,595
OILS FATS WAXES NES	896	789	122	1,807
GLYCOL	164		12	176
CHEMICALS NES	71,734	66,478	107,290	245,502
FERTILIZERS ETC	96,521	5,100	2,836	104,457
CHEMICAL PRODUCTS NES	1,239	20	2,685	3,944
GASOLINE	233,599	15,134	8,596	257,329
FUEL OIL	2,559,695	213,109	434,237	3,207,041
LUB OILS AND GREASES	36,554	38,561	6,641	81,756
COKE	156,783	3,049		159,832
ASPHALT	19,802			19,802
TAR PITCH AND CREOSOTE	21,777	139	42,727	64,643
PET AND COAL PROD NES	11	116	66	193
FERRO ALLOYS	358	814	819	1,991

1. Includes crushed limestone.

SHIPPING REPORT, 1961

TABLE 4. Cargoes Unloaded at Canadian Ports from Foreign Countries, by Commodity and Geographic Area

Commodity	At Atlantic and Lower St. Lawrence Ports, Montreal and below	At Great Lakes and Upper St. Lawrence Ports above Montreal	At Pacific Ports	Total
	Cargo tons (2000 lb.)			
PIG IRON	39,912	2,575	252	42,739
IRON STEEL INGOT ETC	4,682		207	4,889
CASTINGS AND FORGINGS	191	31	156	378
STEEL BAR AND ROD	8,353	3,888	9,662	21,903
STEEL PLATE AND SHEET	26,005	6,155	26,573	58,733
STRUCTURAL SHAPES	35,733	19,135	12,664	67,532
RAILS AND TRACK MATRL	32	62	1,164	1,258
IRON AND STEEL PIPES	8,706	1,026	39,979	49,711
IRON AND STEEL NES	5,376	1,155	16,475	23,006
ALUMINUM BAR INGOT	705		99	804
ALUMINUM NES	893	7	29	929
COPPER UNALLOYED	25			25
COPPER ALLOYED	91	164	7	262
COPPER AND ALLOYS NES	158	40	10	208
LEAD BAR INGOT PIG			600	600
NICKEL AND ALLOYS		3,436		3,436
TIN AND ALLOYS	990		81	1,071
ZINC BAR INGOT PIG	8		369	377
ZINC AND ALLOYS NES	2		449	451
NON FERROUS METALS NES	1,611	264	112	1,987
METAL FAB PROD NES	4,594	4,051	10,347	18,992
SEWER PIPE AND TILE	7		26	33
PLATE AND SHEET GLASS	10,577	465	8,567	19,609
GLASS BASIC PROD NES	388	12	594	994
CEMENT	6,094	13,104	1,766	20,964
CEMENT BASIC PROD NES	3,999	3,050	197	7,246
PLASTER			48	48
LIME	462		12	474
NON MET MIN PROD NES	13,074	652	2,920	16,646
MISC FAB MATRLS NES	2,315	102	2,243	4,660
MACHINERY AND PARTS	25,253	5,025	11,060	41,338
RAILWAY ROLLING STOCK	8		13	21
AUTOMOBILES AND CHASSIS	60,025	10,933	14,624	85,582
TRUCKS AND CHASSIS	428		13	441
MOTOR VEH PARTS NES	1,442		132	1,574
MOTOR VEHICLE NES	168	43	87	298
MISC VEH AND PARTS NES	1,329	359	286	1,974
RUBBER TIRES AND TUBES	46	36	230	312
COMMUNICATION EQUIPMENT	136		156	292
MISC EQUIPMENT NES	2,817	347	2,082	5,246
HOUSEHOLD GOODS	5,878	9,966	10,320	26,164
FIREARMS AND AMMUNITION	137		23	160
CONTAINERS EMPTY	5,889	84	10,005	15,978
CONTAINERS NES	391	20	615	1,026
WOOD END PRODUCTS			96	96
GLASS END PRODUCTS	16		16	32
MISC PRODUCTS NES	5,951	24	5,168	11,143
GENERAL CARGO	1,122,246	214,737	123,406	1,460,389
GRAND TOTALS	19,340,838	17,717,556	2,128,961	39,187,355

SHIPPING REPORT, 1961

TABLE 5. Number and Registered Net Tonnage of, and Tons of Cargo Carried by, Vessels Arrived at and Departed from Canadian Ports in International Seaborne Shipping by Geographic Area and Registry of Vessel

Country of Registry	Atlantic and Lower St. Lawrence Ports, Montreal and below			Great Lakes and Upper St. Lawrence Ports above Montreal			Pacific Ports			Total		
	Number	Registered net tons	Cargo tons (2,000 lb.)	Number	Registered net tons	Cargo tons (2,000 lb.)	Number	Registered net tons	Cargo tons (2,000 lb.)	Number	Registered net tons	Cargo tons (2,000 lb.)
UNITED KINGDOM	A 1,659 D 1,818	8,554,189 8,539,966	3,775,047 6,648,175	294 315	886,769 891,989	501,853 365,966	241 470	1,440,746 2,406,496	370,609 1,078,355	2,194 2,603	10,881,704 11,838,451	4,647,509 8,092,496
BELGIUM AND LUXEMBOURG	A 26 D 26	132,889 132,889	61,519 45,436				2 2	7,527 7,527	65 17,080	28 28	140,416 140,416	61,584 62,516
DENMARK	A 350 D 350	874,605 871,580	346,379 444,297	12 11	7,364 6,802	14,506 2,054	66 69	213,929 228,617	35,299 66,969	428 430	1,095,898 1,106,999	396,184 513,320
FINLAND	A 62 D 60	105,587 102,857	9,048 122,026	10 10	13,161 13,161	250 5,932	11 11	41,178 41,178	1,655 28,273	83 81	159,926 157,196	10,953 156,231
FRANCE	A 166 D 166	427,341 427,341	128,549 150,549	49 48	139,268 134,694	10,637 3,116	46 46	215,267 215,267	4,551 47,291	261 260	781,876 777,302	143,737 200,956
GERMANY FED REPUBLIC	A 1,190 D 1,189	3,069,893 3,063,757	516,200 3,360,252	545 545	875,278 874,951	110,391 170,319	289 290	1,035,476 1,040,455	40,596 531,466	2,024 2,024	4,980,647 4,979,163	667,187 4,062,037
GREECE	A 225 D 225	1,411,618 1,411,945	666,591 890,240	16 16	79,235 79,235	13,551 88,612	593 595	3,129,398 3,140,751	17,723 2,755,017	834 836	4,620,251 4,631,931	697,865 3,733,869
EIRE	A 83 D 83	208,540 204,652	43,346 78,136	27 28	91,123 93,863	197 98,241				110 111	299,663 298,515	43,543 176,377
ITALY	A 259 D 257	1,198,240 1,193,744	389,344 816,339	44 44	132,237 132,237	20,203 67,027	98 99	464,443 468,782	14,849 144,331	401 400	1,794,920 1,794,763	424,396 1,027,697
NETHERLANDS	A 382 D 386	1,284,321 1,296,369	688,529 395,390	157 157	343,738 343,738	36,109 50,814	133 135	691,418 702,241	35,003 340,280	672 678	2,319,477 2,342,348	759,641 786,484
NORWAY	A 1,524 D 1,530	5,093,257 5,119,668	3,346,551 3,783,340	212 212	495,342 495,342	68,505 140,391	794 792	3,284,282 3,271,196	268,649 2,391,634	2,530 2,534	8,872,881 8,886,206	3,683,705 6,315,365
PORTUGAL	A 279 D 278	155,905 155,457	93 710							279 278	155,905 155,457	93 710
SPAIN	A 207 D 208	145,063 146,915	14,603 81,127	5 5	6,320 6,320	900 796	9 9	36,016 36,016	2,627 9,673	221 222	187,399 188,651	18,130 91,596
SWEDEN	A 581 D 585	1,495,497 1,500,427	467,852 1,604,831	160 160	315,331 315,331	17,783 66,292	183 184	647,952 653,638	35,014 458,603	924 929	2,458,780 2,469,396	520,649 2,129,726
SWITZERLAND	A 63 D 63	206,350 206,460	65,438 260,262	1 1	1,288 1,288	8 67	2 2	10,364 10,364	1,306	66 66	218,002 218,112	65,446 261,635
GERMANY EAST	A 2 D 2	500 500								2 2	500 500	
POLAND	A 24 D 24	154,901 154,901	12,124 2,690							24 24	154,901 154,901	12,124 2,690
U S S R	A 83 D 83	38,657 38,657					15 15	66,017 66,017		98 98	104,674 104,674	153,323 153,323

SHIPPING REPORT, 1961

TABLE 5. Number and Registered Net Tonnage of, and Tons of Cargo Carried by, Vessels Arrived at and Departed from Canadian Ports in International Seaborne Shipping by Geographic Area and Registry of Vessel

Country of Registry		Atlantic and Lower St. Lawrence Ports, Montreal and below			Great Lakes and Upper St. Lawrence Ports above Montreal			Pacific Ports			Total		
		Number	Registered net tons	Cargo tons (2,000 lb.)	Number	Registered net tons	Cargo tons (2,000 lb.)	Number	Registered net tons	Cargo tons (2,000 lb.)	Number	Registered net tons	Cargo tons (2,000 lb.)
YUGOSLAVIA	A	46	176,867	8,722	22	69,177	6,846	17	77,509	1,429	85	323,553	16,997
	D	45	172,957	113,061	22	69,177	14,856	17	77,509	23,839	84	319,643	151,756
ISRAEL	A	41	172,776	10,306	17	45,722	1,961	23	101,661	484	81	320,159	12,751
	D	41	172,776	136,532	17	45,722	1,266	23	101,661	77,835	81	320,159	215,633
LEBANON	A	8	28,515					12	43,436		20	71,951	
	D	9	31,210	17,849				12	43,436	28,698	21	74,646	46,547
EGYPT	A	25	95,000	4,733	5	19,501	2,499				30	114,501	7,232
	D	25	95,000	17,714	5	19,501	6,182				30	114,501	23,896
UNION OF SOUTH AFRICA	A	3	12,877					4	20,690		7	33,567	
	D	3	12,877	1,700				4	20,428	11,336	7	33,305	13,036
LIBERIA	A	585	3,791,834	3,583,965	36	217,639	171,648	484	2,568,349	51,223	1,105	6,577,822	3,806,836
	D	590	3,817,515	5,115,955	36	217,639	138,940	482	2,559,586	1,478,781	1,108	6,594,740	6,733,676
MOROCCO	A	4	24,308								4	24,308	
	D	4	24,308	27,810							4	24,308	27,810
HONG KONG	A	3	11,553					11	43,797		14	55,350	
	D	3	11,553					30	113,117	65,950	33	124,670	65,950
INDIA	A	2	9,385					3	18,004	32	5	27,389	32
	D	2	9,385	2,734				4	23,844	6,560	6	33,229	9,294
MALAYA AND SINGAPORE	A							10	42,805	28,961	10	42,805	28,961
	D							26	114,865	30,567	26	114,865	30,567
CHINA	A	3	11,701	10,546	1	4,570		2	8,458		6	24,729	10,546
	D	3	11,701	1,900	1	4,570	4,500	2	8,458	2,572	6	24,729	8,972
JAPAN	A	114	603,834	60,234	30	165,448	15,945	375	1,725,145	100,018	519	2,494,427	176,197
	D	114	606,831	129,133	30	165,448	7,691	369	1,696,431	1,737,674	513	2,468,710	1,874,498
PHILIPPINES	A	1	3,721					53	264,803	5,696	54	268,524	5,696
	D	1	3,721	474				51	254,510	64,584	52	258,231	65,058
TAIWAN FORMOSA	A	9	25,983	6,241				19	78,122	4,662	28	104,105	10,903
	D	10	31,134	20,872				19	78,122	19,787	29	109,256	40,659
FIJI	A							2	3,629		2	3,629	
	D							6	13,039	7,780	6	13,039	7,780
NEW ZEALAND	A	1	248					7	29,826	32	8	30,074	32
	D	1	248					22	94,440	31,292	23	94,688	31,292
BRAZIL	A	7	56,906	105,590							7	56,906	105,590
	D	7	56,906								7	56,906	
CHILE	A							3	8,632	112	3	8,632	112
	D							3	8,632	400	3	8,632	400

SHIPPING REPORT, 1961

TABLE 5. Number and Registered Net Tonnage of, and Tons of Cargo Carried by, Vessels Arrived at and Departed from Canadian Ports in International Seaborne Shipping by Geographic Area and Registry of Vessel

Country of Registry	Atlantic and Lower St. Lawrence Ports, Montreal and below			Great Lakes and Upper St. Lawrence Ports above Montreal			Pacific Ports			Total			
	Number	Registered net tons	Cargo tons (2,000 lb.)	Number	Registered net tons	Cargo tons (2,000 lb.)	Number	Registered net tons	Cargo tons (2,000 lb.)	Number	Registered net tons	Cargo tons (2,000 lb.)	
COLOMBIA	A	1	1,402				21	44,478	2,992	22	45,880	2,992	
	D	1	1,402				21	44,478	21,980	22	45,880	21,980	
ECUADOR	A						10	21,209	735	10	21,209	735	
	D						10	21,209	13,573	10	21,209	13,573	
PERU	A						4	11,883	7,281	4	11,883	7,281	
	D						4	11,883	2,600	4	11,883	2,600	
SURINAM	A	2	1,962	2,850						2	1,962	2,850	
	D	2	1,962	1,528						2	1,962	1,528	
URUGUAY	A	3	9,090	2,300	1	3,030	1,655			4	12,120	3,955	
	D	3	9,090	2,479	1	3,030	719			4	12,120	3,198	
VENEZUELA	A						4	6,612		4	6,612		
	D						4	6,612	2,194	4	6,612	2,194	
BAHAMAS	A	30	152,029	196,404	8	41,393	70,375	3	10,812		41	204,234	266,779
	D	31	139,083	218,130	10	68,139	12,019	9	32,436	16,119	50	239,658	246,268
BERMUDA	A	27	148,251	157,904	182	902,770	1,222,335	1	4,699	1,532	210	1,055,720	1,381,771
	D	47	245,781	70,205	175	875,659	598,015	3	14,097	3,030	225	1,135,537	671,250
TRINIDAD AND TOBAGO	A	1	1,647							1	1,647		
	D	1	1,647	18						1	1,647	18	
CUBA	A	47	50,720	13,946						47	50,720	13,946	
	D	48	54,656	56,095						48	54,656	56,095	
GUATEMALA	A	5	5,450	65						5	5,450	65	
	D	5	5,450	3,244						5	5,450	3,244	
HONDURAS	A	4	17,674		1	4,380		13	56,940		18	78,994	
	D	4	17,674	2,247	1	4,380	9,520	13	56,940	17,568	18	78,994	
MEXICO	A							3	1,655		3	1,655	
	D							3	1,655	1,830	3	1,655	
NICARAGUA	A	4	4,776	6,250						4	4,776	6,250	
	D	4	4,776	2,982						4	4,776	2,982	
PANAMA	A	374	2,027,529	1,951,897	11	22,404	13,327	90	409,586	63,930	475	2,459,519	
	D	373	2,026,308	2,554,157	11	21,538	35,460	91	413,959	172,284	475	2,461,805	
CANADA	A	5,398	2,701,891	2,529,930	2,756	9,102,348	2,922,032	3,690	1,690,772	449,293	11,844	13,495,011	
	D	5,917	3,928,528	3,751,196	2,821	9,268,400	4,057,077	3,883	1,873,138	1,612,546	12,621	15,070,066	
ST PIERRE AND MIQUELON	A	201	41,090	412						201	41,090	412	
	D	202	41,767	12,402						202	41,767	12,402	
UNITED STATES	A	700	1,020,315	157,330	1,763	2,892,179	2,494,040	3,307	5,919,297	583,909	5,770	9,831,791	
	D	700	1,015,204	312,093	1,773	2,901,737	2,335,124	3,231	5,700,885	748,462	5,704	9,617,826	
GRAND TOTALS	A	14,814	35,766,687	9,340,838	6,365	26,877,015	17,717,556	10,653	24,496,822	2,128,961	31,832	77,140,524	
	D	15,529	37,118,935	31,256,310	6,455	27,053,891	8,260,996	11,061	25,673,915	4,223,442	33,045	79,846,741	

APPENDIX A

List of Countries and Geographic Areas

Western Europe

Commonwealth Countries

United Kingdom
Gibraltar
Malta and Gozo

Other Countries

Austria
Belgium and Luxembourg
Denmark
Finland
France – Atlantic
France – Mediterranean
Germany, Federal Republic
Greece
Iceland
Eire
Italy
Netherlands
Norway
Portugal
Spain
Sweden
Switzerland

Eastern Europe

Albania
Bulgaria
Czechoslovakia
Germany, East
Hungary
Poland
Rumania
U.S.S.P. – Atlantic, Baltic,
Arctic and Black
Yugoslavia

Middle East

Commonwealth Countries

Bahrein
Cyprus
Kuwait
British Middle East n.e.s.

Other Countries

Ethiopia
Iran
Iraq
Israel
Jordan
Lebanon
Libya
Saudi Arabia
Somalia
Sudan

Middle East – Concluded

Other Countries – Concluded

Turkey
U.A.R. – Egyptian Region
U.A.R. – Syrian Region

Other Africa

Commonwealth Countries

Ghana
Kenya
Mauritius and Dependencies
Nigeria
Rhodesia and Nyasaland
Sierra Leone
Tanganyika
Uganda
Union of South Africa
British Africa n.e.s.

Other Countries

Algeria
Angola
Belgian Congo
French Equatorial Africa
French West Africa
French Africa n.e.s.
Guinea
Liberia
Morocco
Mozambique
Portuguese Africa n.e.s.
Spanish Africa
Tunisia

Other Asia

Commonwealth Countries

Ceylon
Hong Kong
India
Malaya and Singapore
Pakistan
British East Indies n.e.s.

Other Countries

Afghanistan
Burma
Cambodia and Laos
China, Communist
Indonesia
Japan
Korea
Philippines
Portuguese India
Portuguese Asia n.e.a.
Taiwan (Republic of China) Formosa

List of Countries and Geographic Areas — Concluded

Other Asia — Concluded

Other Countries — Concluded

Thailand
U.S.S.R. Pacific
Viet-Nam

Oceania

Commonwealth Countries

Australia
Fiji
New Zealand
British Oceania n.e.s.

Other Countries

French & Netherlands Oceania
United States Oceania

South America

Commonwealth Countries

British Guiana
Falkland Islands

Other Countries

Argentina
Bolivia
Brazil
Chile
Colombia
Ecuador
French Guiana
Paraguay
Peru
Surinam
Uruguay
Venezuela

Central America and Antilles

Commonwealth Countries

Bahamas
Bermuda
British Honduras
Barbados
Jamaica
Leeward and Windward Islands
Trinidad and Tobago

Other Countries

Costa Rica
Cuba
Dominican Republic
El Salvador
French West Indies
Guatemala
Haiti (Republic)
Honduras
Mexico
Netherlands Antilles
Nicaragua
Panama
Puerto Rico
United States Virgin Islands

North America

Canada
Greenland
St. Pierre and Miquelon
U.S. Alaska
U.S. Hawaii
U.S. Pacific Ports
U.S. Great Lakes Ports
U.S. Atlantic and Gulf Ports

APPENDIX B

List of Commodities

LIVE ANIMALS

Cattle
Other Live Animals

FOOD, FEED, BEVERAGES AND TOBACCO

Meat and Meat Preparations

Meat, Fresh, Chilled or Frozen
Meat, Cured
Meat and Meat Preparations, n.e.s.

Fish and Marine Animals

Fish, Whole or Dressed, Fresh, Chilled or Frozen
Fish, Smoked, Salted, Dried or Cured
Fish Canned
Lobster
Fish and Marine Animals, n.e.s.

Dairy Produce – Eggs and Honey

Milk Powder
Dairy Produce, Eggs and Honey, n.e.s.

Grain, Flour, Meal and Cereal Preparations

Barley
Corn
Oats
Rye
Wheat
Cereals, Unmilled, n.e.s.
Malt
Wheat Flour
Cereals, Milled, n.e.s.
Grain, Flour, Meal and Cereal Preparations, n.e.s.

Fruits and Fruit Preparations

Apples
Bananas
Fresh or Chilled Fruits and Berries, n.e.s.
Frozen Fruits and Berries
Dried or Preserved Fruits
Fruit Pulp
Fruits and Fruit Preparations, n.e.s.

Nuts, Except Oil Nuts

Peanuts
Coconut, Desiccated
Nuts, n.e.s.

Vegetables and Vegetable Preparations

Potatoes
Vegetables, Fresh or Chilled, n.e.s.
Vegetables, Frozen
Beans and Peas, Dried
Vegetable and Vegetable Preparations, n.e.s.

FOOD, FEED, BEVERAGES AND TOBACCO – Concluded

Sugar and Sugar Preparations

Sugar
Molasses, Crude
Sugar, Molasses and Syrups, n.e.s.
Sugar Preparations

Cocoa, Coffee, Tea and Spices

Cocoa and Chocolate
Coffee
Tea
Spices
Vinegar

Margarine, Shortening and Lard

Margarine, Shortening and Lard

Miscellaneous Foods, Food Materials and Food Preparations

Sausage Skins or Casings
Foods, Food Materials and Food Preparations, n.e.s.

Fodder and Feed, Except Unmilled Cereals

Hay, Forage and Straw, n.e.s.
Hulls, Screenings, Chaff and Scourings
Wheat Bran, Shorts and Middlings
Grain Feeds, n.e.s.
Soyabean Oil Cake and Meal
Oil Seed Cake and Meal, n.e.s.
Feeds of Vegetable Origin, n.e.s.
Feeds of Animal Origin
Complete Feeds and Feed Concentrates

Beverages

Ale, Beer, Stout and Porter
Wines
Distilled Alcoholic Beverages
Beverages, n.e.s.

Tobacco

Tobacco
Foods, Feeds, Beverages and Tobacco, n.e.s.

CRUDE MATERIALS, INEDIBLE

Crude Animal Products, Inedible (Except Fibres)

Raw Hides and Skins
Crude Animal Products, Inedible n.e.s.

Crude Vegetable Products, Inedible Except Tobacco, Fibres and Wood

Seeds for Sowing n.e.s.
Copra
Flaxseed

List of Commodities—Continued

CRUDE MATERIALS, INEDIBLE—Continued**Crude Vegetable Products, Inedible Except Tobacco, Fibres and Wood—Concluded**

Mustard Seed
 Rapeseed
 Soyabeans
 Oil Seeds, Oil Nuts and Oil Kernels, n.e.s.
 Rubber and Allied Gums, Natural
 Crude Vegetable Materials, Inedible, n.e.s.

Crude Wood Materials

Logs, Round Timber
 Pulpwood
 Crude Wood Materials, n.e.s.

Textile and Related Fibres (Including Waste)

Wool and Fine Animal Hair
 Textile and Related Fibres, n.e.s.

Metals in Ores, Concentrates and Precipitates

Aluminum Ore and Concentrates
 Copper Ores, Concentrates and Matte
 Iron Ore and Concentrates
 Ilmenite Ore
 Lead Ore and Concentrates
 Manganese Ore and Concentrates
 Nickel Ores, Concentrates and Matte
 Zinc Ore and Concentrates
 Metallic Ores and Concentrates, n.e.s.

Scrap Metals and By-Products

Iron and Steel Scrap
 Non-Ferrous Metal Scrap
 Slags, Drosses and Other By-Products

Coal, Crude Petroleum and Related Crude Products

Coal, Anthracite
 Coal, Bituminous
 Crude Petroleum
 Crude Petroleum, Canadian
 Coal, Crude Petroleum and Related Crude Products, n.e.s.

Crude Non-Metallic Minerals (Except Coal and Petroleum)

Asbestos, Unmanufactured, Crude and Fibre
 Bentonite
 China Clay
 Dolomite
 Clay and Other Crude Refractory Materials, n.e.s.
 Sand and Gravel
 Limestone
 Quartzite
 Crushed Stone
 Stone, Crude, n.e.s.
 Barytes

CRUDE MATERIALS, INEDIBLE—Concluded**Crude Non-Metallic Minerals (Except Coal and Petroleum)—Concluded**

Gypsum
 Phosphate Rock
 Salt
 Sulphur
 Non-Metallic Minerals, Crude, n.e.s.

Waste and Scrap Materials n.e.s.

Hogged Fuel (Wood)
 Waste and Scrap Materials n.e.s.

FABRICATED MATERIALS, INEDIBLE

Leather
 Rubber Fabricated Materials

Wood Fabricated Materials

Lumber and Timber
 Flooring
 Railway Ties
 Sawmill Products, n.e.s.
 Veneer and Plywood
 Box, Crate, and Cooperage Materials
 Wood Fabricated Materials, n.e.s.

Pulp

Woodpulp

Paper and Paperboard

Newsprint Paper
 Paper, n.e.s.
 Paperboard
 Building Paper and Prepared Roofing Materials
 Paper and Paperboard, n.e.s.

Textile Fabricated Materials

Sacking Materials
 Textile Fabricated Materials, n.e.s.

Oils, Fats, Waxes, Extracts and Derivatives, Animal and Vegetable

Animal Oils and Fats (Exc. Marine)
 Fish and Marine Animal Oils
 Soyabean Oil
 Vegetable Oils and Fats, n.e.s.
 Oils, Fats, Waxes, Animal and Vegetable, n.e.s.

Chemicals and Related Products

Glycol
 Chemicals, n.e.s.
 Fertilizers and Fertilizer Materials, n.e.s.
 Chemical Products, n.e.s.

List of Commodities - Concluded

FABRICATED MATERIALS, INEDIBLE - Continued**Petroleum and Coal Products**

Gasoline
 Fuel Oil
 Lubricating Oils and Greases
 Coke
 Asphalt
 Tar, Pitch, and Creosote
 Petroleum and Coal Products, n.e.s.

Iron and Steel and Alloys

Ferro-Alloys
 Pig Iron
 Iron and Steel: Ingot, Billet, Bloom and Slab
 Castings and Forgings (Exc. Pipes and Fittings)
 Steel: Bar and Rod
 Steel: Plate, Sheet and Strip
 Structural Shapes and Sheet Piling
 Rails and Railway Track Material
 Iron and Steel: Pipes, Tubes and Fittings, n.e.s.
 Iron and Steel, n.e.s.

Non-Ferrous Metals

Aluminum: Bar, Ingot, Pig and Slab
 Aluminum, n.e.s.
 Copper Unalloyed: Bar, Ingot, Pig and Slab
 Copper, Alloyed (Brass and Bronze)
 Copper and Alloys, n.e.s.
 Lead: Bar, Ingot, Pig and Slab
 Lead and Alloys, n.e.s.
 Nickel and Alloys
 Tin and Alloys
 Zinc: Bar, Ingot, Pig and Slab
 Zinc and Alloys, n.e.s.
 Non-Ferrous Metals and Alloys, n.e.s.

Metal Fabricated Basic Products

Metal Fabricated Basic Products, n.e.s.

Non-Metallic Mineral Basic Products

Sewer Pipe and Drain Tile
 Plate, Sheet and Structural Glass
 Glass Basic Products, n.e.s.

FABRICATED MATERIALS, INEDIBLE - Concluded**Non-Metallic Mineral Basic Products - Concluded**

Cement: Natural and Portland
 Cement and Concrete Basic Products, n.e.s.
 Plaster
 Lime
 Non-Metallic Mineral Basic Products, n.e.s.

Miscellaneous Fabricated Materials

Miscellaneous Fabricated Materials, n.e.s.

END PRODUCTS, INEDIBLE**Machinery**

Machinery, Equipment and Parts, n.e.s.

Transportation and Communication Equipment

Railway Rolling Stock
 Passenger Automobiles and Chassis
 Trucks and Chassis, Truck Tractors, Commercial
 Motor Vehicle Parts n.e.s.
 Motor Vehicles, n.e.s.
 Miscellaneous Vehicles and Parts, n.e.s.
 Rubber Tires and Tubes
 Communication Equipment

Other Equipment and Tools


Miscellaneous Equipment, n.e.s.


Personal and Household Goods

Personal and Household Goods, n.e.s.

Miscellaneous

Firearms, Weapons and Ammunition
 Containers, Returned Empty
 Containers, Closures and Parts, n.e.s.
 Wood End Products
 Paper End Products
 Glass End Products
 Miscellaneous Products, n.e.s.
 General Cargo





STATISTICS CANADA LIBRARY
BIBLIOTHÈQUE STATISTIQUE CANADA



1010701508