

CATALOGUE No. 3


54-202

ANNUAL

Shelf



CANADA




SHIPPING REPORT

1964

PART I

International Seaborne Shipping
(by Country)



DOMINION BUREAU OF STATISTICS
Public Finance and Transportation Division
Transportation Section

SHIPPING REPORT

1964

PART I

International Seaborne Shipping
(by Country)

Published by Authority of
The Minister of Trade and Commerce

January 1966
8504-518

Price: \$1.50

Reports published by the
Public Finance and Transportation Division
dealing with
WATER TRANSPORT

Catalogue number	Title	Price
Periodical		
54-001	Summary of Canal Statistics. Monthly – April to December. (5 pp.) Vessel passages, registered net tonnage, and tonnage of freight for all canals; tonnages of freight transported through the St. Lawrence Canals and Welland Canal, by commodity, by direction, and by type of cargo; tonnages of freight transported through the Sault Ste. Marie Canals by commodity and by direction. December monthly includes a brief summary for the season of navigation	10¢, \$1.00 a year
54-002	Shipping Statistics. Monthly. (11 pp.) Cargoes loaded and unloaded, by selected commodities and geographic area; number and registered net tonnage of vessels arrived and departed; cargoes loaded and unloaded at selected ports, by selected commodities	20¢, \$2.00 a year
Annual		
54-201	Canal Statistics. (approx. 80 pp.) Location and description of all canals; historical summary; traffic, by kind of vessel, registry of vessel, length of vessel; number and tonnage of vessels, by direction, by origin and destination; number and tonnage of vessels, by registry and rig, by kind and length, by kind and draft; cargo tons, by direction, by country of origin and destination; cargo tons, by direction, by registry of vessel; cargo tons, by kind, gross tonnage, and number of vessels; commodities, by direction, by country of origin and destination; freight charges for wheat, barley, oats, flax, and rye	\$1.00
54-202	Shipping Report: Part I, International Seaborne Shipping (by Country). (approx. 160 pp.) Cargoes loaded and unloaded, by country of origin or destination, by commodity, by registry of vessel, and by geographic area; cargoes loaded and unloaded, by commodity and geographic area; number and registered net tonnage of, and tons of cargo carried by, vessels arrived and departed, by registry of vessel and geographic area	1.50
54-203	Shipping Report: Part II, International Seaborne Shipping (by Port). (approx. 75 pp.) Cargoes loaded and unloaded, by port and commodity; number and registered net tonnage of vessels departed, by province and size of vessel, and by rig; number and registered net tonnage of vessels arrived and departed with cargo or in ballast, by port; shipping between Great Lakes ports and foreign countries via the St. Lawrence River; number and gross tonnage of tugs departed, by port	1.00
54-204	Shipping Report: Part III, Coastwise Shipping. (approx. 105 pp.) Cargoes loaded and unloaded, by port and commodity; cargoes loaded and unloaded, by commodity and geographic area; number and registered net tonnage of vessels arrived and departed with cargo or in ballast, by port; number and registered net tonnage of vessels departed, by province and size of vessel, and by rig; number and gross tonnage of tugs departed, by port; tonnage of cargo unloaded in inter- and intra-provincial trade, by province; cargo loaded and unloaded by vessels of foreign registry, with number of vessels and registered net tonnage	1.50
54-206	Shipping Report: Part IV, Origin and Destination for Selected Ports. (approx. 135 pp.) Cargoes loaded and unloaded at Halifax, Saint John, Quebec, Montreal, Toronto, Hamilton, Fort William-Port Arthur, and Vancouver, by country or port of origin or destination, and by commodity. Note: Similar data, available on request, have been tabulated for Bell Island, and Corner Brook, Nfld.; Sydney, and Hantsport, N.S.; Sept Iles, Baie Comeau, Port Alfred, Trois Rivières, Port Cartier, and Sorel, P.Q.; Port Colborne, Sarnia, Sault Ste. Marie and Windsor, Ont.; New Westminster, Victoria and Powell River, B.C. Corresponding information for all other Canadian ports can be tabulated upon request	1.50
54-207	Shipping Report: Part V, Origin and Destination for Selected Commodities. (approx. 55 pp.) Tonnage of wheat, other grain, pulpwood, iron ore, bituminous coal, gypsum, newsprint, and fuel oil, loaded and unloaded, by country or port of origin or destination75
54-205	Water Transportation. (approx. 22 pp.) Statistics on the for-hire water transportation industry – number of vessels, number and salaries and wages of employees, revenue and expense, quantity and cost of fuel and lubricating oils consumed, property, number of deaths or injuries caused by accidents, number and value of ships destroyed or lost at sea, for operators of owned and/or chartered vessels, by revenue class and by division; number of vessels, property, revenue and expense, for owners of vessels chartered bareboat to others50

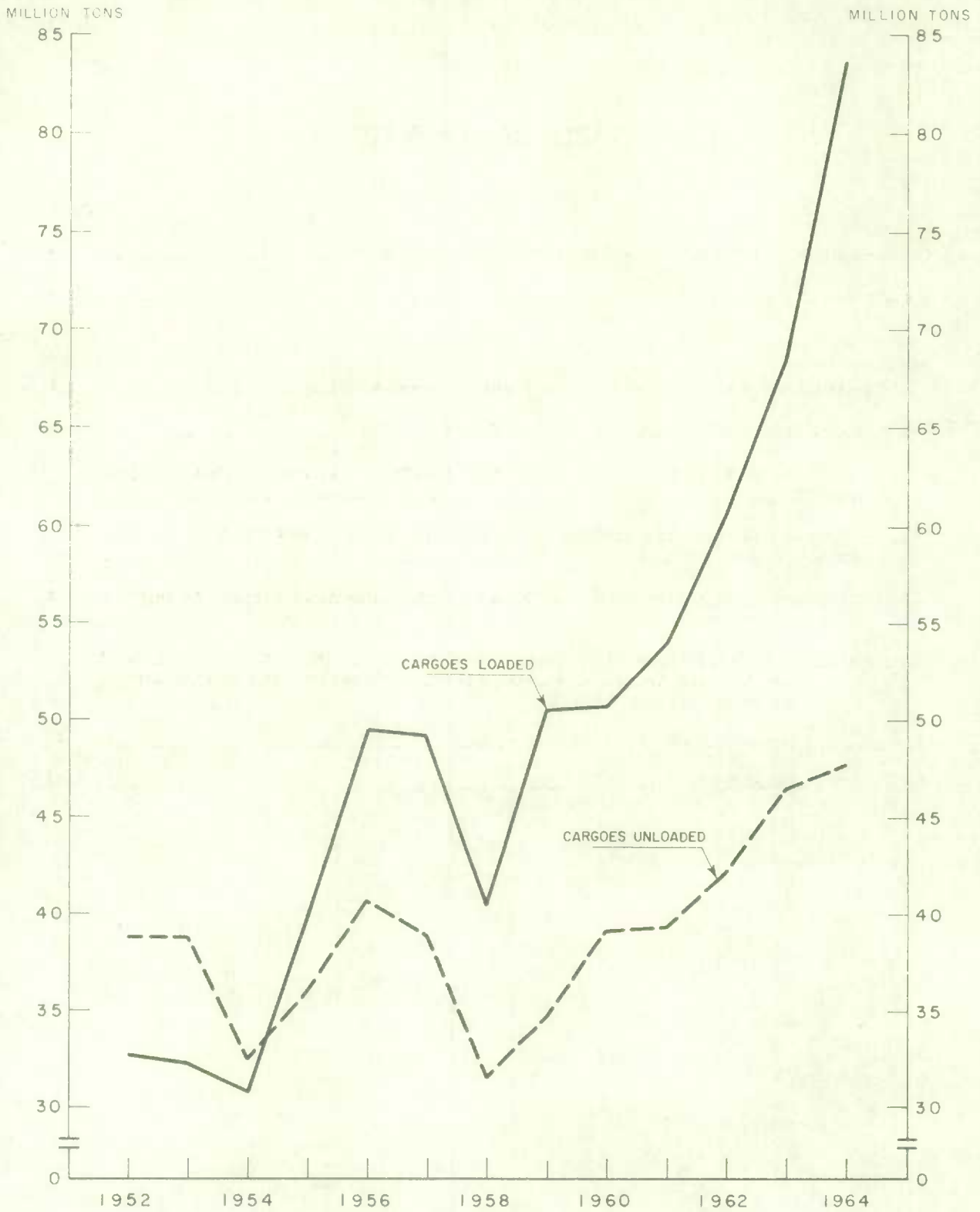
Remittances should be in the form of cheque or money order, made payable to the Receiver General of Canada and forwarded to the Publications Distribution Unit, Financial Control Section, Dominion Bureau of Statistics, or to the Queen's Printer, Ottawa, Canada.

TABLE OF CONTENTS

	Page
Chart - Cargoes Loaded for and Unloaded from Foreign Countries	4
Introduction	5
Table	
1. Cargoes Loaded at Canadian Ports for Foreign Countries.....	8
2. Cargoes Unloaded at Canadian Ports from Foreign Countries.....	84
3. Cargoes Loaded at Canadian Ports for Foreign Countries, by Commodity and Geographic Area	132
4. Cargoes Unloaded at Canadian Ports from Foreign Countries, by Commodity and Geographic Area	135
5. Vessels Arrived at and Departed from Canadian Ports in International Seaborne Shipping	138
Appendix A. Number and Registered Net Tonnage of, and Tons of Cargo Unloaded and Loaded by, Vessels Arrived at and Departed from Canadian Ports in International Seaborne Shipping, 1923 - 64	142
Appendix B. List of Countries and Geographic Areas.....	143
Appendix C. List of Commodities.....	145

CHART - 1

CARGOES LOADED FOR AND UNLOADED FROM FOREIGN COUNTRIES 1952 - 1964



INTRODUCTION

This publication contains statistics on the commodities transported between Canada and foreign countries. Data are also given on the registries of the vessels which carry these commodities.

Source

Shipping operating statistics are completed from reports made by operators or agents of vessels which arrive at, and depart from Canadian ports. With the exception of vessels of less than fifteen registered net tons, naval vessels, and fishing vessels, all vessels are required to complete "Shipping Reports." At ports where there are customs officers these officials act as agents for the Dominion Bureau of Statistics in collecting the reports and forwarding them to the Bureau. The reports which record the activity at non-customs ports are forwarded through the nearest customs office.

Operating data are collected from vessels calling at coastal and Great Lakes ports, but regions such as Lake Winnipeg and the Mackenzie River are not included in the survey.

The co-operation of shipping operators and agents in completing "Shipping Reports", and Customs and Excise Division of the National Revenue Department in collecting these reports has continued to be excellent.

Treatment of Data

A vessel is classed as being in foreign service when (1) it arrives from a foreign port as last port of call, or departs for a foreign port as first port of call; or (2) cargo is loaded for a foreign port, or unloaded from a foreign port; or (3) the registry of the vessel is other-than-Canadian or British Commonwealth (even though the vessel may have arrived at one Canadian port from another, or departed from one Canadian port for another).

A vessel is classed as being in coasting service when (1) it is of Canadian or British Commonwealth registry, and (2) it arrives at one Canadian port from another, or departs from one Canadian port for another; and (3) it unloads no freight from a foreign port, or loads no freight for a foreign port, or (4) it is of foreign registry, but is granted a waiver to engage in coasting service.

A vessel from a foreign port calling at two Canadian ports with foreign freight for the second port will be in foreign and out coasting at the first port and in foreign at the second port. Also, a vessel calling at two Canadian ports on a voyage to a

foreign port and having loaded freight at the first port for a foreign port is out foreign at the first port and in coasting and out foreign at the second port. A vessel calling at several Canadian ports with final destination a foreign port is in coasting service into each port. It also is in coasting service out of each port except the last port, unless freight for a foreign port is loaded. Because of the variety that is possible in vessel movements, the number of arrivals and departures in either international seaborne shipping or coastwise shipping will not always be the same.

Beginning the count of vessel arrivals and departures on January 1 and ending it on December 31 also causes a disparity in the number of arrivals and departures. Those vessels which arrive in December and depart in January of the next year will be counted only as departures in the statistics of the year in which they depart. Similarly those vessels which arrive in December and depart in January of the next year will be counted only as arrivals in the statistics of the year in which they arrive.

If a vessel does not unload any freight, or does not load any freight, it is classed as arriving or departing, respectively, "in ballast", regardless of the amount of cargo it might have on board.

For the purpose of this publication, Canadian ports have been grouped into three categories:

1. Atlantic and Lower St. Lawrence Ports, Montreal and below.
2. Great Lakes and Upper St. Lawrence Ports above Montreal.
3. Pacific Ports.

Appendix B is a list of the countries and geographic areas of origin or destination of the commodities which are loaded and unloaded at Canadian ports in international seaborne shipping, and of the countries of registry of the vessels which call at Canadian ports. These countries have been divided into Commonwealth countries.

Appendix C is the list of commodities into which all cargoes which are loaded or unloaded at Canadian ports are grouped. This list is based on the *Standard Commodity Classification Manual*, published by the Dominion Bureau of Statistics.

Because of space limitations, the description of the commodities which are listed in the tables are often abbreviated or incomplete. Reference to Appendix C, however, will enable users to obtain the complete description.

Also because of space limitations, the headings in the list of commodities have been excluded from the tables. The commodities, however, are listed in the tables in the same order as they appear in Appendix C.

The term "general cargo" which appears in the list of commodities refers to only those commodities which are not identified in the "Shipping Reports" as specific commodities. The term is not intended to indicate the distinction between bulk and other commodities.

The letters "n.e.s." which are found in the commodity listing mean "not elsewhere specified".

It should be noted that, because of corrections made throughout the year, the figures contained in this publication will differ from those released as preliminary data in the monthly *Shipping Report*.

Because of shrinkage and other reasons, loading and unloading figures for a particular commodity do not always agree. For statistical purposes, however, they are required to be the same.

ANALYSIS OF DATA

Indicative of Canada's important role in world trade, the total tonnage of cargo loaded and unloaded in international seaborne shipping in 1964 expanded by 16,502,856 tons, or 14.4 per cent, to 131,088,967 tons. This volume establishes a new record, having eclipsed the 114,586,111 tons which were transported in 1963. It also marks the sixth successive year in which an increase has been recorded in international seaborne shipping.

Loadings

Cargoes loaded at Canadian ports for foreign countries topped last year's record high by rising 22.1 per cent, to 83,510,707 tons.

The United States was the destination of 51.6 per cent, or 43,065,566 tons, of all commodities loaded for foreign countries during 1964.

Shipments to the United Kingdom continued to rise, with 12,035,811 tons recorded in 1964. This was an increase of 828,275 tons over last year.

Ranking third in the amount of total tonnage received from Canada was Japan. Loadings for this country increased 9.3 per cent, to a total of 6,558,004 tons. Over one-half of this tonnage was made up of wheat (1,445,612 tons) and iron ore (1,933,693 tons).

Trade with the U.S.S.R. registered an increase again this year as a result of larger wheat shipments. Of the 2,884,133 total tons transported to the U.S.S.R., 94.8 per cent, or 2,733,622 tons, consisted of wheat.

Communist China increased in importance as a customer of Canada in world trade this year, receiving 2,069,264 tons of cargo. As in the case of the U.S.S.R., wheat was the dominating commodity, with 1,705,964 tons being reported.

Iron ore and concentrates continued to be the commodity loaded in greatest volume. During 1964 loadings of this commodity advanced by 8,317,781 tons, to a total of 34,380,976 tons.

Wheat loadings, second only to iron ore, increased by 2,205,501 tons, to 14,513,782 tons. Canada's wheat sales to Communist countries were the main contributing factor to this increase.

Other significant changes in commodity loadings were an increase of 355,292 tons of gypsum, to a total of 4,936,776 tons; an increase of 306,063 tons of lumber and timber, to a total of 3,970,195 tons; an increase of 350,908 tons of newsprint paper, to a total of 3,280,498 tons; a decrease of 106,540 tons of logs and round timber, to a total of 261,205 tons; and a decrease of 25,871 tons of rye, to a total of 198,781 tons.

Unloadings

Cargoes unloaded at Canadian ports from foreign countries set a new record during 1964, surpassing by 3.0 per cent the previous peak established in 1963. This year's total of 47,578,260 tons was higher by 1,370,037 tons than the previous year.

The tonnage of goods shipped from the United States to Canada in 1964 declined 1.1 per cent, to 27,858,576 tons. This tonnage, however, accounted for 58.6 per cent of all tonnage unloaded from foreign countries.

The most important commodity, by weight, unloaded from foreign countries continued to be bituminous coal. For the year under review 13,610,132 tons of this commodity were unloaded, representing an increase of 250,700 tons over 1963 figures. A considerable amount of this coal was used for the generation of electricity. Because this use is growing, it is likely that the amount of coal transported for this purpose will continue to expand.

Crude petroleum was the second largest commodity. Unloadings of this commodity aggregated 7,215,362 tons, which was down 563,175 tons from 1963. Unloadings from Venezuela amounted to 4,297,377 tons, which was an increase of 65,243 tons, while Iran's portion of the total declined by 621,317 tons, to 1,594,947 tons.

Iron ore and concentrates were in third place with decreased shipments recorded in 1964. Compared with the previous year, total unloadings of this commodity were down by 430,314 tons, to 6,078,428 tons.

Fuel oil unloadings increased to 5,073,872 tons, which was a rise of 1,367,125 tons over tonnages recorded in 1963.

Aluminum ore and concentrates unloaded at Canada's aluminum producing cities—particularly Kitimat and Port Alfred—increased appreciably, rising 460,312 tons, to 2,474,280 tons.

Grains unloaded at Canadian ports were down considerably from 1963, with only 2,612,880 tons reported compared with 3,591,705 tons.

Vessel Registries

Canadian-registered vessels loading or unloading cargo in international seaborne shipping carried a smaller percentage of the total tonnage handled at Canadian ports in 1964 than in 1963. The 31,895,820 tons transported by these vessels although greater than the comparable 1963 figure, accounted for 24.3 per cent of the total, compared with 26.9 per cent last year.

Cargoes carried by the vessels of several countries of registry increased substantially in 1964. Vessels registered in Norway showed the most significant increase over the previous year, increasing by 3,670,842 tons. Liberian vessels transported 3,097,334 tons more than in 1963; United Kingdom, 2,442,807 tons more; Bermudian, 1,700,072 tons more; United States, 1,687,167 tons more; Canadian 1,033,017 tons more; and U.S.S.R., 864,481 tons more.

Statistical Highlights

The items in the following table provide a statistical picture of the highlights of international seaborne shipping:

	tons
Total loadings	83,510,707
Total unloadings	47,578,260
Loadings for the U.S.A.	43,065,566
Unloadings from the U.S.A.	27,858,576
Loadings of iron ore	34,380,976
Loadings of wheat	14,513,782
Unloadings of bituminous coal	13,610,132
Percentage of total loadings and unloadings carried in vessels of Canadian registry	24.3%

T A B L E 1. CARGOES LOADED AT CANADIAN PORTS FOR FOREIGN COUNTRIES

COUNTRY OF DESTINATION AND KIND OF CARGO	REGISTRY OF VESSEL	ATLANTIC	GREAT LAKES	PACIFIC	TOTAL
UNITED KINGDOM					
CATTLE	U K	8			8
MEAT FRESH OR FROZEN	U K	464	168	560	1,192
	DENMK	64		159	223
	NETH			9	9
	NORW	154	30	6	190
	SWEDN			111	111
	OTHER	276			276
MEAT CURED	SWEDN			71	71
MEAT AND MEAT PREP NES	U K		32	329	361
	DENMK			63	63
	NETH			53	53
	NORW			20	41
	SWEDN	109		81	190
FISH FRESH OR FROZEN	U K	815		1,601	2,416
	DENMK	25		683	708
	GER	2,154			2,154
	NETH			234	234
	NORW	1,372		275	1,647
	SWEDN	5		1,222	1,227
	OTHER	972			972
FISH SALTED DR CURED	U K	324			324
FISH CANNED	GER	37			37
	U K	58		3,533	3,591
	DENMK	2		1,708	1,710
	GER			8	8
	GREEK			77	77
	NETH			134	134
	NORW			723	723
	SWEDN			788	788
	DOTHER	14			14
LOBSTER	U K	117			117
FISH, MARINE ANIMAL NES	DENMK	53			53
	U K	1		128	129
	DENMK	5			5
	NORW	24			24
	DOTHER	2			2
MILK POWDER	GER	46			46
DAIRY PRODUCE EGGS NES	NORW	112			112
	U K	3,187		33	3,220
	DENMK			2	2
	GER	1,722			1,722
	GREEK			6	6
	NETH	1,458			1,458
	NORW	978		5	983
	SWEDN	6,858			6,858
	DOTHER	2,699			2,699
BARLEY	U K	4,480	19,354	10,670	34,504
	DENMK			2,296	2,296
	GER		4,161		4,161
	GREEK		8,342	13,440	21,782
	NETH	4,368			4,368
	NORW		29,516	59,973	89,489
	SWEDN		30,374	588	30,962
	LIBER	2,132		11,200	13,332
	OTHER	2,800			2,800
CORN	U K	173,705	101		173,806
	DENMK	4,312			4,312
	GER	50,440			50,440
	GREEK	17,683			17,683
	ITALY	17,300			17,300
	NETH	52,980			52,980
	NORW	164,061			164,061
	SWEDN	4,400			4,400
	LIBER	65,401			65,401
	OTHER	103,747			103,747
OATS	U K	4,500		1,344	5,844
	GER		6,323		6,323
	GREEK		1,256		1,256
	NORW	31	1,831		1,862
	SWEDN		151	1,456	1,607
	U S A			1,120	1,120
	OTHER		61		61
RYE	U K	522	1,400		1,922
	NORW			588	588
WHEAT	U K	767,312	22,544		789,856
	DENMK	97,639			97,639
	GER	133,218	2,464		135,682

T A B L E 1. CARGES LOADED AT CANADIAN PORTS FOR FOREIGN COUNTRIES

COUNTRY OF DESTINATION AND KIND OF CARGO	REGISTRY OF VESSEL	ATLANTIC	GREAT LAKES	PACIFIC	TOTAL
WHEAT FLOUR	GREEK	80,569		29,180	109,749
	NETH	177,242		17,920	195,162
	NORW	201,423	11,986	32,274	245,683
	SWEON	27,248	858	37,615	65,721
	LIBER	167,992		95,816	263,808
	U S A			13,226	13,226
	OTHER	325,365			325,365
	U K	90,325	24,999		115,324
	DENMK	35			35
	GER	2,142	3,663		5,805
	NETH	2			2
	NORW	19,428	16,724		36,152
	SWEON	3,039	4,221		7,260
	OTHER	1,990	986		2,976
CEREALS MILLED NES	NORW	16			16
	SWEON	3			3
GRAIN, CEREAL PREP NES	U K	275			275
	GER	73			73
APPLES	U K	14,429		8,668	23,097
	DENMK	852		97	949
	GER	169			169
	NETH			56	56
	NORW	1,910		171	2,081
	SWEON			1,731	1,731
FRUIT FRESH, FRDZEN NES	OTHER	23			23
	U K	367	3	101	471
	DENMK	114			114
	NETH			16	16
FRUITS DRIED PRESERVED	SWEON			84	84
	U K	184		44	228
	DENMK	74			74
FRUIT PREPARATIONS NES	NORW			8	8
	U K	826	275	22	1,123
	DENMK	106			106
	GER	216	79		295
	GREEK	67			67
	NETH		170	81	251
	NORW	137	30	50	217
	SWEON		48		48
NUTS NES	U K		21	8	29
POTATOES	U K	104			104
VEG, FRESH, FRDZEN NES	U K	6,591	1,732	71	8,394
	DENMK	413			413
	GER		327		327
	NETH	348		18	366
	NORW	919	50	16	985
	SWEON	18			18
	OTHER	173			173
BEANS AND PEAS DRIED	U K	1,532	5,877	214	7,623
	DENMK	45		277	322
	GER		3,169		3,169
	NETH			25	25
	NORW	56	4,268		4,324
	SWEON		784		784
VEGETABLE PREPS NES	U K	1,256	653	154	2,063
	DENMK	572			572
	GER	642	506		1,148
	GREEK	67			67
	NETH		1,060	18	1,078
	NORW	251	285	141	677
	SWEON	128	421	11	560
	OTHER	1,204	393		1,597
SUGAR	U K	1,414			1,414
MOLASSES AND SYRUP NES	U K	67			67
	NORW	151			151
SUGAR PREPARATIONS	U K	13			13
COFFEE	NORW	8			8
	SWEON	8			8
TEA	U K	251			251
SPICES	DENMK	1			1
FOOD PREPARATIONS NES	U K	1,193	2,307	822	4,322
	DENMK	358			358
	GER	606	456		1,062
	GREEK	308			308
	NETH	370	576		946
	NORW	541	680		1,221
	SWEON	181	547	989	1,717
	OTHER	689			689
HAY FORAGE STRAW NES	U K	170			170

T A B L E 1. CARGOES LOADED AT CANADIAN PORTS FOR FOREIGN COUNTRIES

COUNTRY OF DESTINATION AND KIND OF CARGO	REGISTRY OF VESSEL	ATLANTIC	GREAT LAKES	PACIFIC	TOTAL
HULLS SCREENINGS CHAFF	NORW	18			18
	U K	851	3,513		4,364
	GER		4,472		4,472
BRAN SHORTS MIDDLINGS	NORW		338		338
	SWEON		2,363		2,363
	U K	4,159			4,159
	GER		10		10
GRAIN FEEDS NES	NORW	10			10
	SWEON	11			11
	U K	415		2,408	2,823
SOYABEAN OIL CAKE MEAL	SWEON	60			60
	U K	16,259	91,170		107,429
	GER	50	30,788		30,838
	NETH		1,581		1,581
	NORW	896	17,361		18,257
	SWEON		2,758		2,758
	LIBER		2,240		2,240
	OTHER	1,300	13,778		15,078
	U K	1,845	2,273		4,118
	SWEON		567		567
OIL SEED CAKE MEAL NES	OTHER		168		168
	U K		56		647
	FEEDS OF ANIMAL ORIGIN	591			55
	DENMK	55			6,497
	GER	6,497			55
	SWEON	55			1,750
	CAN	1,750			713
	OTHER	713			4,557
	U K	4,557	19,870	688	25,115
	DENMK			633	633
FEEDS CONCENT, COMPLETE	GER	818	17,826		18,644
	GREEK		5,040		5,040
	NORW	432			432
	SWEON		5,784	1,378	7,162
	OTHER		3,900		3,900
	U K	436			436
	SWEON	16			16
	U K	12,754	580		13,334
	GER	810	953		1,763
	NORW	1,818	463		2,281
TOBACCO	SWEON	63			63
	U K	297	67	99	463
	DENMK	14			14
	GER	7	54		61
	NORW	4		38	42
	SWEON			38	38
	U K	496	153	38	687
	DENMK	3			3
	NETH			26	26
	NORW	157		1	158
SEEDS FOR SOWING NES	SWEON	92			92
	U K	329	19	839	1,187
	DENMK			90	90
	GREEK			11	11
	NETH		1	83	84
	NORW	26		39	65
	SWEON			147	147
	U K	21,432	18,950	1,927	42,309
	DENMK	2,518			2,518
	GER	10,609	11,982		22,591
FLAXSEED	GREEK		13,318		13,318
	NETH			2,240	2,240
	NORW	11,172		3,651	14,823
	SWEON	1,100	3,475		4,575
	LIBER			3,304	3,304
	PANAM	3,164			3,164
	OTHER	4,660	1,960		6,620
	GREEK			1,170	1,170
	U S A			1,120	1,120
	U K	29,276			29,276
SOYABEANS	DENMK	1,680			1,680
	GER	8,193	113		8,306
	GREEK	7,997			7,997
	NETH	3,200			3,200
	NORW	21,344	340		21,684
	OTHER	19,109			19,109
	U K	476			476
	DENMK	205			205
	GER	24			24
	NORW	223			223
CRUDE VEG MATERIAL NES					

T A B L E 1. CARGOES LOADED AT CANADIAN PORTS FOR FOREIGN COUNTRIES

COUNTRY OF DESTINATION AND KIND OF CARGO	REGISTRY OF VESSEL	ATLANTIC	GREAT LAKES	PACIFIC	TOTAL
LOGS, ROUND TIMBER	SWEDN			36	36
	U K	17,252	398	331	17,981
	DENMK	282			282
	GER	1,707	274		1,981
	GREEK			1,343	1,343
	NETH		80		80
	NORW	4,701			4,701
PULPWOOD	SWEDN	145	70		215
	OTHER		63		63
	U K	12,980	395		13,375
	GER	25,563			25,563
	NORW	57,353			57,353
WOOL AND ANIMAL HAIR	SWEDN	80,510			80,510
	OTHER	3,310			3,310
	U K	35	11		46
COPPER ORE AND CONC	NORW	10			10
	SWEDN	38		14	52
	U K	4,784			4,784
IRON ORE AND CONC	NORW	4,367			4,367
	U K	2,624,551			2,624,551
LEAD ORE AND CONC	DENMK			632	632
	GREEK			1,680	1,680
	NORW	931,535			931,535
	SWEDN	28,000			28,000
	OTHER	41,630			41,630
	U K	113		1,439	1,552
	DENMK	71			71
NICKEL ORE AND CONC	GER	1,800			1,800
	GREEK	3,687		1,917	5,604
	NORW	7,911		336	8,247
	SWEDN			224	224
	U K	7,133	193		7,326
ZINC ORE AND CONC	GER	4,687			4,687
	NORW	1,696			1,696
	U K	967		1,942	2,909
	DENMK	171			171
	GER	1,400			1,400
	GREEK	2,808		168	2,976
	NORW	9,449		1,333	10,782
MET ORES AND CONC NES	SWEDN	113		1,293	1,406
	OTHER	35			35
	U K	22,083	115	874	23,072
	DENMK	1			1
	GER	9,634			9,634
	NETH			252	252
	NORW	18,552			18,552
IRON AND STEEL SCRAP NON-FERROUS MET SCRAP	SWEDN	35		61	96
	LIBER	1,000			1,000
	U K	879			879
	GER	372			372
SLAG DROSS BY-PRODUCTS	NORW	327			327
	U K	325	91	34	450
	DENMK	1,256			1,256
COAL BITUMINOUS ASBESTOS UNMILLED	NORW	56	44		100
	U K	17			17
	U K	47,323		987	48,310
	DENMK	2,033			2,033
	GER	2,226			2,226
	NETH	101			101
	NORW	16,405			16,405
	SWEDN	493		20	513
	LIBER	1,064			1,064
	CAN	200			200
	OTHER	1,334			1,334
CLAY MATERIALS NES SULPHUR	NORW	50			50
	NORW			29,680	29,680
NON-MET MIN CRUDE NES	U K	27,225			27,225
	NORW	16,159			16,159
WASTE AND SCRAP NES	U K	526	397	11	934
	GER		57		57
	NORW	5			5
	SWEDN	5			5
	U K	323			323
LEATHER	DENMK	4			4
	U K	3			3
	U K	115,660	880	205,859	322,399
	DENMK	57,555		29,939	87,494
RUBBER FAB MATERIALS LUMBER AND TIMBER	GER	39,066	129	52,305	91,500
	GREEK	12,100		384,723	396,823

T A B L E 1. CARGOES LOADED AT CANADIAN PORTS FOR FOREIGN COUNTRIES

COUNTRY OF DESTINATION AND KIND OF CARGO	REGISTRY OF VESSEL	ATLANTIC	GREAT LAKES	PACIFIC	TOTAL
	ITALY			25,788	25,788
	NETH		80	2,865	2,945
	NORW	57,323	303	109,712	167,338
	SWEDN	1,838		82,966	84,804
	LIBER	6,052		262,794	268,846
	PANAM	2,840		16,022	18,862
	CAN	50			50
	OTHER	21,774		44,875	66,649
RAILWAY TIES	NORW			2,610	2,610
SAWMILL PRODUCTS NES	U K	11,997	36	326	12,359
	DENMK	2,630		83	2,713
	GER	164		53	217
	GREEK	38		524	562
	ITALY			7	7
	NETH		150		150
	NORW	2,868	488	240	3,596
	SWEDN	298		172	470
	LIBER			553	553
	OTHER	382			382
VENEER AND PLYWOOD	U K	370		36,276	36,646
	DENMK			3,915	3,915
	GER	158		813	971
	GREEK	365		38,297	38,662
	ITALY			1,162	1,162
	NETH			1,807	1,807
	NORW	28		12,930	12,958
	SWEDN	13		10,065	10,078
	LIBER			24,720	24,720
	PANAM			255	255
	OTHER			4,444	4,444
WOOD FAB MATERIALS NES	U K	2,238	53	163	2,454
	DENMK	86		48	134
	GREEK			3	3
	NETH			6	6
	NORW	274		30	304
	SWEDN	87		7	94
	PANAM			9	9
	OTHER	58			58
WOOD PULP	U K	131,695	392	25,984	158,071
	DENMK	17,274			17,274
	GER	10,516	1,627	1,017	13,160
	GREEK	12,761		14,026	26,787
	ITALY			1,344	1,344
	NETH			762	762
	NORW	36,426	2,245	39,472	78,143
	SWEDN	14,182		11,991	26,173
	LIBER	1,595		7,373	8,968
	CAN	55			55
	OTHER	8,592			8,592
NEWSPRINT PAPER	U K	393,517	451	14,020	407,988
	DENMK			167	167
	GER	1,949	137		2,086
	GREEK	6,165		4,584	10,749
	NETH	13		66	79
	NORW	43,194	475	17,193	60,862
	SWEDN	14,634		5,508	20,142
	LIBER			6,460	6,460
	OTHER	1,050			1,050
PAPER NES	U K	5,130		569	5,699
	DENMK			209	209
	GER	202			202
	NETH			154	154
	NORW	2,954		4,909	7,863
	SWEON	1,168		140	1,308
	LIBER			639	639
	OTHER	153			153
PAPERBOARD	U K	25,556	4,581	6,186	36,323
	DENMK	583			583
	GER	4,793	1,101		5,894
	GREEK	3,551		2,454	6,005
	NORW	14,151	976	14,897	30,024
	SWEDN	2,847		1,774	4,621
	LIBER			1,268	1,268
	CAN	976			976
	OTHER	2,551	487		3,038
PAPER PAPERBOARD NES	U K	2,062	257	543	2,862
	DENMK			30	30
	GER	136			136
	GREEK			158	158

TABLE 1. CARGUES LOADED AT CANADIAN PORTS FOR FOREIGN COUNTRIES

COUNTRY OF DESTINATION AND KIND OF CARGO	REGISTRY OF VESSEL	ATLANTIC	GREAT LAKES	PACIFIC	TOTAL
	NETH		2		2
	NORW	433		975	1,408
	SWEDN	192		9	201
	LIBER			9	9
TEXTILE FAB MATRLS NES	U K	997			997
	DENMK	23			23
	GER	5			5
	NDRW	201			201
	SWEDN	24			24
	OTHER	85			85
ANIMAL OILS AND FATS	U K	3,688	2,104	1,798	7,590
	NORW	14,056	12,101	672	26,829
	SWEDN			723	723
FISH, MARINE ANIMAL DIL	U K			280	280
	DENMK			4,935	4,935
	NORW			2,002	2,002
SOYABEAN OIL	U K		2,689		2,689
	NETH		226		226
	NORW		8,802		8,802
	SWEDN		3,250		3,250
VEG OILS FATS NES	U K	32			32
	NORW	5,382	2,507		7,889
OILS FATS WAXES NES	U K	24			24
	NORW	43	644		687
GLYCOL	U K		198		198
	DENMK		448		448
	GER	37			37
	NORW	13,812	4,513		18,325
	SWEDN	55	81		136
CHEMICALS NES	U K	4,091	1,651	350	6,092
	DENMK	2,075		100	2,175
	GER	591	8,106		8,697
	NETH			31	31
	NORW	13,240	10,709		23,949
	SWEDN	694	1,057	191	1,942
	OTHER	148			148
FERTILIZER	GREEK			1,100	1,100
	NORW			2,200	2,200
SYNTHETIC RUBBER	U K	6,895	3,586		10,481
	GER	73			73
	NETH		395		395
	NORW	189	22		211
	SWEDN		31		31
	OTHER	36			36
CHEMICAL PRODUCTS NES	U K	2,208	2,149		4,357
	DENMK	240		1	241
	GER	17	510		527
	NETH		10		10
	NORW	722	7,504		8,226
	SWEDN		28	12	40
	LIBER	110			110
LUBRICATING OIL, GREASE	GER		105		105
	NORW	13			13
COKE	U K	1,059	4,088		5,147
ASPHALT	U K	24	120		144
	NORW	20			20
TAR PITCH AND CREOSOTE	U K	11			11
PETROL. CDAL PRODS NES	U K	13			13
	GER		58		58
FERRO-ALLOYS	U K	24,088			24,088
	GER	1,044			1,044
	NORW	813			813
	SWEDN	139			139
	OTHER	941			941
PIG IRON	GREEK	11,312			11,312
	LIBER	43,339			43,339
	CAN	6,552			6,552
	OTHER	32,172			32,172
IRON STEEL INGOT SLAB	U K	40,545	134		40,679
	GER	56,713	118		56,831
STEEL BAR AND ROD	U K	36	1,068		1,104
	GER	278	219		497
	SWEDN		346		346
STEEL PLATE AND SHEET	U K	6,868	14,786		21,654
	DENMK	128			128
	GER		8,957		8,957
	NETH		24		24
	NORW	2,010	1,699		3,709
	SWEDN		338		338

T A B L E 1. CARGOES LOADED AT CANADIAN PORTS FOR FOREIGN COUNTRIES

COUNTRY OF DESTINATION AND KIND OF CARGO	REGISTRY OF VESSEL	ATLANTIC	GREAT LAKES	PACIFIC	TOTAL
	OTHER	5			5
STRUCTURAL SHAPES	U K	921		35	956
	GER	123			123
IRON STEEL PIPES NES	U K	23	59		82
	GER	3			3
IRON AND STEEL NES	U K	1,447		24	1,471
	GER	4	14		18
	NORW	34		1	35
ALUMINUM BAR INGOT	U K	30,340		12,788	43,128
	DENMK	8,086			8,086
	GER	8,917			8,917
	GREEK			3,161	3,161
	NETH			5,210	5,210
	NORW	41,556		25,747	67,303
	LIBER	4,348			4,348
	OTHER	1,802			1,802
ALUMINUM NES	U K	2,924			2,924
	DENMK	1,997			1,997
	NORW	504			504
	SWEDN	5			5
	LIBER	351			351
	OTHER	200			200
COPPER UNALLOYED	U K	62,632			62,632
	GER	1,849			1,849
	NORW	4,667			4,667
	SWEDN	448			448
	OTHER	1,735			1,735
COPPER ALLOYED	U K	106			106
	GER	491			491
	NORW	7			7
COPPER AND ALLOYS NES	U K	2,029	29		2,058
	NORW	889			889
	SWEDN	151			151
	OTHER	35			35
LEAD BAR INGOT PIG	U K	791		20,009	20,800
	DENMK			553	553
	GER			56	56
	GREEK			5,336	5,336
	NETH			557	557
	NORW			218	218
	SWEDN	300		6,417	6,717
	LIBER			2,697	2,697
	PANAM			1,128	1,128
	OTHER			560	560
NICKEL AND ALLOYS	U K	10,892	1,343		12,235
	GER	6,238	161		6,399
	NORW	3,522	52		3,574
	SWEDN			6	6
ZINC BAR INGOT PIG	U K	17,234	128	21,378	38,740
	DENMK			3,609	3,609
	GER	2,446		467	2,913
	GREEK			2,426	2,426
	NETH			4,917	4,917
	NORW	5,511		7,506	13,017
	SWEDN	1,059		7,307	8,366
	LIBER			1,404	1,404
	OTHER	225		224	449
NON-FERROUS METALS NES	U K	919		114	1,033
	DENMK			219	219
	NETH			86	86
	NORW	102		541	643
	SWEDN	9		158	167
	OTHER	5			5
METAL FAB PRODS NES	U K	258	51	7	316
	NORW	68			68
	SWEDN	4			4
PLATE AND SHEET GLASS	U K	21			21
NON-MET MIN PRODS NES	U K	2,189	4,633		6,822
	GER		808		808
	NETH		1,002		1,002
	NORW	227	2,924		3,151
	SWEDN		1,451		1,451
MISC FAB MATERIALS NES	U K	241			241
	NORW	38			38
MACHINERY	U K	2,361	47	102	2,510
	DENMK	883			883
	GER	51	98		149
	GREEK	5		15	20
	NORW	435			435

T A B L E 1. CARGOES LOADED AT CANADIAN PORTS FOR FOREIGN COUNTRIES

COUNTRY OF DESTINATION AND KIND OF CARGO	REGISTRY OF VESSEL	ATLANTIC	GREAT LAKES	PACIFIC	TOTAL	
AUTOS AND CHASSIS	SWEDN	122	20	2	144	
	LIBER		2		2	
	U K	386		1	387	
	DENMK	1			1	
	GER	22			22	
	GREEK	2			2	
	NETH		3	1	4	
	NDRW	334			334	
	SWEDN	20	77		97	
	NDRW	7			7	
TRUCKS AND CHASSIS MOTOR VEH PARTS NES	U K	215			215	
	NDRW	5			5	
	SWEDN	22			22	
MISC VEH AND PARTS NES	U K	7			7	
	NDRW	52			52	
	SWEDN	16			16	
MISC EQUIPMENT NES	U K	2,040	30	4	2,074	
	DENMK	1			1	
	GER	120	33		153	
	NDRW	492	24		516	
	SWEDN	66			66	
	DOTHER	9			9	
	U K	619	1	526	1,146	
HOUSEHOLD GOODS NES	DENMK	2		147	149	
	GER	191	1		192	
	GREEK	1			1	
	NETH			194	194	
	NDRW	166		82	248	
	SWEDN	72	4	293	369	
	DOTHER	25			25	
	U K	5			5	
	GREEK			95	95	
	U K	704	4		708	
CONTAINERS EMPTY	GER		300		300	
	GREEK	7			7	
	NDRW			21	21	
CONTAINERS NES	U K	1,256			1,256	
	GER	146			146	
MISC PRODUCTS NES	NDRW	312	18		330	
	U K	353		40	393	
	GER	320			320	
	NDRW	116			116	
	SWEDN	68			68	
GENERAL CARGO	U K	208,789	15,295	12,008	236,092	
	DENMK	3,457		4	3,461	
	GER	51,854	5,909		57,763	
	GREEK	11		8,853	8,864	
	NETH	15,047	8,944	43	24,034	
	NDRW	169,425	10,679	8,485	188,589	
	SWEDN	15,176	5,234	626	21,036	
	LIBER	5,861			5,861	
	PANAM			3	3	
	DOTHER	16,646	3,788		20,434	
		9,212,822	680,131	2,142,858	12,035,811	
	GIBRALTAR DIST ALCOHOLIC BEV GENERAL CARGO	U K	9			9
		U K	156			156
LIBER		143			143	
DOTHER		142			142	
	450			450		
MALTA AND GOZD FISH CANNED WHEAT WHEAT FLOUR	U K	3			3	
	GER			3	3	
	GREEK	15,064			15,064	
	NDRW	25,652			25,652	
	LIBER	11,536			11,536	
	52,255		3	52,258		
AUSTRIA ASBESTOS UNMILLED LUMBER AND TIMBER VENEER AND PLYWOOD WOOD PULP HOUSEHOLD GOODS NES	GREEK	300			300	
	U K			12	12	
	U K			3	3	
	ITALY			225	225	
	DOTHER			1	1	
	300		241	541		

T A B L E 1. CARGOES LOADED AT CANADIAN PORTS FOR FOREIGN COUNTRIES

COUNTRY OF DESTINATION AND KIND OF CARGO	REGISTRY OF VESSEL	ATLANTIC	GREAT LAKES	PACIFIC	TOTAL
BELGIUM AND LUXEMBOURG MEAT FRESH OR FROZEN	GER	4			4
	SWEON	17			17
FISH FRESH OR FROZEN	U K			69	69
	GER	14		39	53
	NETH			13	13
	NORW			438	438
	SWEON			356	356
	U K			3	3
FISH CANNED	GER			1,023	1,023
	NETH			96	96
	NORW			244	244
	SWEDN			162	162
	OTHER			57	57
	NETH			2	2
	GER			9	9
FISH, MARINE ANIMAL NES DAIRY PRODUCE EGGS NES	NORW	2,124		18	2,142
	SWEON	1,732		9	1,741
	OTHER	1,062			1,062
	LIBER			2,800	2,800
BARLEY CORN	U K	6,656			6,656
	DENMK	20,888			20,888
	NORW	57,502			57,502
	OTHER	7,632			7,632
OATS	NORW			16,172	16,172
	OTHER			1,133	1,133
RYE	GER	1,700			1,700
	NORW			2,212	2,212
WHEAT	U K	59,961			59,961
	DENMK	20,947			20,947
	GER	31,875			31,875
	GREEK	27,289			27,289
	ITALY	17,854			17,854
	NORW	133,232	11,359	23,715	168,306
	LIBER	31,132		12,040	43,172
	PANAM	2,184			2,184
	OTHER	62,375			62,375
APPLES	NORW			161	161
FRUIT FRESH, FROZEN NES	SWEON	55			55
	GER	1,856			1,856
	NORW	5,560			5,560
FOOD PREPARATIONS NES	OTHER	2,044			2,044
	GER		4	24	28
FEEOS CONCENT, COMPLETE DIST ALCOHOLIC BEV	SWEON	23		157	180
	NORW			4	4
TOBACCO	U K		24		24
	SWEON	13			13
SEEDS FOR SOWING NES	GER			36	36
	SWEON	11			11
FLAXSEED	NORW	6,639		5,695	12,334
	LIBER			2,800	2,800
MUSTARD SEED	GER			1,814	1,814
	GREEK			1,243	1,243
	NORW			672	672
	OTHER			1,667	1,667
	U K	1,988			1,988
SOYABEANS	NORW	1,054			1,054
	OTHER	4,059			4,059
	DENMK	3,649			3,649
	GER	14,399			14,399
PULPWOOD	GREEK	9,225			9,225
	NETH	2,963			2,963
	LIBER	6,335			6,335
	OTHER	5,650			5,650
	U K	103,885			103,885
	ITALY	17,808			17,808
IRON ORE AND CONC	NETH	16,800			16,800
	NORW	20,294			20,294
	SWEON	97,552			97,552
	LIBER	64,848			64,848
	GREEK	4,463			4,463
LEAD ORE AND CONC	NORW	24,362			24,362
	CAN	55,520			55,520
NICKEL ORE AND CONC	DENMK		68		68
	GER		135		135
	NORW		340		340
	SWEDN	143			143
	OTHER		99		99

T A B L E 1. CARGOES LOADED AT CANADIAN PORTS FOR FOREIGN COUNTRIES

COUNTRY OF DESTINATION AND KIND OF CARGO	REGISTRY OF VESSEL	ATLANTIC	GREAT LAKES	PACIFIC	TOTAL
ZINC ORE AND CONG	GER	83,365			83,365
	NDRW	35,045			35,045
	CAN	105,776			105,776
MET DRES AND CONC NES	GER	8,362			8,362
	CAN	79			79
IRON AND STEEL SCRAP	GER	1,663			1,663
	CAN	8,960			8,960
NON-FERROUS MET SCRAP	GER	172			172
	NORW	18		82	100
SLAG DROSS BY-PRODUCTS	GER		837	30	867
	NETH	81			81
	NORW		95		95
	CAN	5			5
ASBESTOS UNMILLED	U K	5,736			5,736
	DENMK	1,616			1,616
	GER	14,609			14,609
	GREEK	1,654			1,654
	ITALY	2,343			2,343
	NETH	6,464			6,464
	NORW	48,770		27	48,797
	LIBER	223			223
	OTHER	200			200
LUMBER AND TIMBER	U K			2,745	2,745
	DENMK			6,458	6,458
	GER			10,397	10,397
	GREEK			14,572	14,572
	NORW			6,690	6,690
	SWEDN			7,420	7,420
	LIBER			4,684	4,684
	CAN	251			251
	OTHER			2,827	2,827
VENEER AND PLYWOOD	U K			115	115
	GER			200	200
	GREEK			274	274
	NETH			52	52
	NORW			126	126
WOOL PULP	U K	616		1,325	1,941
	GER	814		4,165	4,979
	GREEK			595	595
	NETH	243		629	872
	NORW	1,037		5,888	6,925
	SWEDN	93		182	275
	OTHER	764		723	1,487
NEWSPRINT PAPER	GER	1,808			1,808
	NETH	750			750
	SWEDN	565			565
PAPER NES	SWEDN	293			293
PAPER PAPERBOARD NES	SWEDN	1			1
OILS FATS WAXES NES	SWEDN	18			18
GLYCOL	NORW	1,500	2,985		4,485
CHEMICALS NES	NORW	965			965
SYNTHETIC RUBBER	DENMK		23		23
	GER		212		212
	NETH		297		297
	NORW		290		290
	SWEDN	51	190		241
	OTHER		61		61
CHEMICAL PRODUCTS NES	GER		23		23
	SWEDN	94			94
PIG IRON	GER	10,333			10,333
STEEL BAR AND ROD	NORW		7		7
STEEL PLATE AND SHEET	GER		38		38
	NORW		252		252
IRON AND STEEL NES	GER		48		48
ALUMINUM BAR INGOT	U K	160			160
	NORW	225			225
	OTHER	612			612
ZINC BAR INGOT PIG	GER			560	560
	SWEDN	113			113
NON-FERROUS METALS NES	GER		353		353
	NORW			4	4
METAL FAB PRODS NES	SWEDN	11			11
MACHINERY	U K	16			16
	GER		81	38	119
	NORW		27	6	33
	SWEDN	11		8	19
AUTOS AND CHASSIS	GER	1			1
	NETH		112		112
	NORW		70		70

T A B L E 1. CARGOES LOADED AT CANADIAN PORTS FOR FOREIGN COUNTRIES

COUNTRY OF DESTINATION AND KIND OF CARGO	REGISTRY OF VESSEL	ATLANTIC	GREAT LAKES	PACIFIC	TOTAL
MISC VEH AND PARTS NES	SWEDN	86	5		91
MISC EQUIPMENT NES	NORW		20		20
HOUSEHOLD GOODS NES	GER		2		2
FIREARMS, AMMUNITION	GER			6	6
GENERAL CARGO	GER	125			125
	U K	5,397		5	5,402
	DENMK	650	38		688
	GER	19,818	1,145		20,963
	GREEK	1,801	9		1,810
	NETH	2,549	159		2,708
	NORW	15,593	211	1,689	17,493
	SWEDN	2,731	22	82	2,835
	LIBER	2,816			2,816
	OTHER	4,187	7		4,194
		1,359,620	19,648	147,487	1,526,755
DENMARK					
FISH FRESH DR FROZEN	DENMK			1	1
	NORW			15	15
	SWEDN			60	60
FISH CANNED	DENMK			14	14
	NORW			12	12
	SWEDN			28	28
FISH, MARINE ANIMAL NES	GER	356			356
	NORW	107			107
MILK POWDER	SWEDN		112		112
	OTHER	50			50
WHEAT	DENMK			27	27
	OTHER	14,850			14,850
WHEAT FLOUR	DENMK			40	40
	NORW			10	10
GRAIN, CEREAL PREP NES	SWEON	54			54
	OTHER	11			11
APPLES	NETH			11	11
	SWEDN	22			22
FOOD PREPARATIONS NES	SWEDN			18	18
	OTHER	1			1
DIST ALCOHOLIC BEV	SWEDN	1			1
TOBACCO	SWEDN	11			11
RAW HIDES AND SKINS	SWEDN		90		90
SEEDS FOR SOWING NES	DENMK			39	39
	SWEON			12	12
SOYABEANS	NORW	39,327			39,327
	OTHER	61,308			61,308
LEAD ORE AND CONC	GREEK	4,627			4,627
ZINC ORE AND CONC	GREEK	1,569			1,569
ASBESTOS UNMILLED	NORW	15			15
	SWEDN	1,006			1,006
	OTHER	106			106
WASTE AND SCRAP NES	OTHER	20			20
LUMBER AND TIMBER	DENMK			265	265
	GREEK			112	112
	NORW			25	25
	SWEDN			9	9
	LIBER			3,404	3,404
SAWMILL PRODUCTS NES	DENMK			2	2
	OTHER	4			4
VENEER AND PLYWOOD	DENMK			46	46
	NORW			8	8
	SWEDN			1	1
TEXTILE FAB MATRLS NES	OTHER	12			12
CHEMICALS NES	SWEDN	146			146
	OTHER	58			58
SYNTHETIC RUBBER	GER		49		49
	NORW		18		18
	SWEDN		139		139
CHEMICAL PRODUCTS NES	OTHER	169			169
STRUCTURAL SHAPES	OTHER	4			4
ALUMINUM BAR INGOT	SWEDN	450			450
ALUMINUM NES	SWEDN	17			17
COPPER UNALLOYED	SWEDN	140			140
COPPER AND ALLOYS NES	SWEDN	119			119
NON-FERROUS METALS NES	OTHER	5			5
METAL FAB PRODS NES	OTHER	5			5
MACHINERY	NORW			15	15
AUTOS AND CHASSIS	U K	1			1
	SWEON		29		29
MISC EQUIPMENT NES	SWEDN	2			2
	OTHER	73			73

T A B L E 1. CARGOES LOADED AT CANADIAN PORTS FOR FOREIGN COUNTRIES

COUNTRY OF DESTINATION AND KIND OF CARGO	REGISTRY OF VESSEL	ATLANTIC	GREAT LAKES	PACIFIC	TOTAL
HOUSEHOLD GOODS NES	DENMK			6	6
	GER	1			1
	NORW			2	2
	SWEDN	14			14
	DENMK			2	2
GENERAL CARGO	NORW	2,411	393		2,804
	SWEDN	9,986	315	117	10,418
	OTHER	1,746			1,746
		138,804	1,145	4,301	144,250
FINLAND					
FISH FRESH OR FROZEN	GER	109			109
	SWEDN			9	9
FISH, MARINE ANIMAL NES	GER	250			250
	OTHER	19,100			19,100
WHEAT	SWEDN	44		142	186
APPLES	SWEDN			18	18
FRUIT FRESH, FROZEN NES	SWEDN	23			23
SEEDS FOR SOWING NES	OTHER			2,245	2,245
RAPESEED	SWEDN			5	5
LDGS, ROUND TIMBER	SWEDN	339		355	694
ASBESTOS UNMILLED	SWEDN		20		20
DILS FATS WAXES NES	SWEDN	30			30
CHEMICALS NES	GER		18		18
SYNTHETIC RUBBER	SWEDN		173		173
CHEMICAL PRODUCTS NES	SWEDN	4			4
LUBRICATING OIL, GREASE	SWEDN	44			44
PETROL, COAL PRODS NES	SWEDN		88		88
ALUMINUM BAR INGOT	SWEDN	450			450
MACHINERY	SWEDN			7	7
AUTOS AND CHASSIS	SWEDN	125			125
HOUSEHOLD GOODS NES	SWEDN	4			4
GENERAL CARGO	OTHER			3	3
	NORW	115			115
	SWEDN	3,266	236	60	3,562
	OTHER	11			11
		23,914	535	2,844	27,293
FRANCE ATLANTIC					
OTHER LIVE ANIMALS	GER	330			330
MEAT FRESH OR FROZEN	U K	42			42
	GER			20	20
MEAT AND MEAT PREP NES	SWEDN	8			8
	U K	107			107
FISH FRESH OR FROZEN	GER			631	631
	NORW			772	772
	OTHER	81		626	707
	GER			291	291
	NORW			318	318
FISH CANNED	OTHER			86	86
	U K	15			15
	GER			3	3
FISH, MARINE ANIMAL NES	NORW			3	3
	SWEDN	9			9
	OTHER			3	3
	OTHER		498		498
	NORW	3,752			3,752
WHEAT	GER			20	20
FRUIT FRESH, FROZEN NES	GER	491			491
VEG, FRESH, FROZEN NES	NORW	54			54
MOLASSES AND SYRUP NES	U K	3			3
SUGAR PREPARATIONS	OTHER	21			21
FEEDS CONCENT, COMPLETE	NORW		55		55
DIST ALCOHOLIC BEV	SWEDN	46			46
TOBACCO	U K	74			74
FOODS FEEDS BEV NES	GER	1			1
	U K	1			1
	SWEDN	37			37
	U K	3			3
	GER			344	344
RAW HIDES AND SKINS	NORW			12	12
	SWEDN	37			37
	OTHER			17	17
FLAXSEED	NORW			7,065	7,065
	OTHER			1,389	1,389
	U K	37,542			37,542
PULPWOOD	DENMK	28,997			28,997
	GER	41,622			41,622
	GREEK	33,795			33,795

T A B L E 1. CARGOES LOADED AT CANADIAN PORTS FOR FOREIGN COUNTRIES

COUNTRY OF DESTINATION AND KIND OF CARGO	REGISTRY OF VESSEL	ATLANTIC	GREAT LAKES	PACIFIC	TOTAL
	NORW	48,403			48,403
	SWEDN	29,185			29,185
	PANAM	2,347			2,347
	OTHER	41,653			41,653
TEXTILE FIBRES NES	SWEDN	12			12
IRON ORE AND CONC	LIBER	28,000			28,000
NICKEL ORE AND CONC	GER	116			116
	SWEON	78			78
IRON AND STEEL SCRAP	GREEK	1,000			1,000
NON-FERROUS MET SCRAP	SWEON	15			15
ASBESTOS UNMILLED	U K	428			428
	DENMK	750			750
	GER	9,524		71	9,595
	GREEK	2,175			2,175
	NETH	1,633			1,633
	NORW	16		20	36
	SWEDN	698			698
	OTHER	6,820			6,820
WASTE AND SCRAP NES	SWEDN	17			17
LEATHER	U K	15			15
LUMBER AND TIMBER	U K			3,011	3,011
	DENMK			1,946	1,946
	GER			8,413	8,413
	GREEK			4,769	4,769
	ITALY			5,290	5,290
	NORW			1,925	1,925
	SWEDN			4,034	4,034
	LIBER			19,140	19,140
	PANAM			440	440
	OTHER	60		358	418
SAWMILL PRODUCTS NES	NORW			46	46
VENEER AND PLYWOOD	U K			412	412
	GER			589	589
	GREEK			10	10
	ITALY			352	352
	NORW			603	603
	LIBER			430	430
	PANAM			14	14
	OTHER			480	480
WOOD FAB MATERIALS NES	NETH	3			3
WOOD PULP	GER	1,102		5,647	6,749
	GREEK	718			718
	ITALY			377	377
	NETH			1,148	1,148
	NORW	4,088		14,006	18,094
	SWEDN	781		81	862
	OTHER	1,547		2,801	4,348
NEWSPRINT PAPER	SWEDN	110			110
PAPER NES	SWEDN	362			362
PAPER PAPERBOARD NES	U K	12			12
	SWEON	16			16
	OTHER	10			10
OILS FATS WAXES NES	SWEDN	39			39
	OTHER		51		51
GLYCOL	NORW		1,075		1,075
CHEMICALS NES	U K	20			20
	NETH	1			1
SYNTHETIC RUBBER	DENMK		47		47
	GER		2,175		2,175
	NETH		896		896
	NORW		983		983
	SWEDN	1,197	2,067		3,264
	OTHER		1,945		1,945
CHEMICAL PRODUCTS NES	U K	5			5
	SWEDN	52	13		65
	OTHER		11		11
PETROL. COAL PROOS NES	SWEDN		23		23
STEEL BAR AND ROD	GER		1,641		1,641
IRON STEEL PIPES NES	GER			9	9
ALUMINUM BAR INGOT	U K	17			17
	GER	36			36
	SWEON	514			514
	OTHER	19			19
ALUMINUM NES	SWEDN	17			17
COPPER UNALLOYED	U K	308			308
	GER	536			536
	SWEON	1,957			1,957
COPPER AND ALLOYS NES	U K	18			18
NON-FERROUS METALS NES	SWEDN	56			56

T A B L E 1. CARGOES LOADED AT CANADIAN PORTS FOR FOREIGN COUNTRIES

COUNTRY OF DESTINATION AND KIND OF CARGO	REGISTRY OF VESSEL	ATLANTIC	GREAT LAKES	PACIFIC	TOTAL
METAL FAB PRODS NES	U K	15			15
MISC FAB MATERIALS NES	NORW			600	600
MACHINERY	GER	6			6
	U K	9			9
	GER		1	17	18
	NORW			6	6
AUTOS AND CHASSIS	SWEDN	21			21
	U K	47			47
	GER	1			1
	NETH	7			7
	NORW	1			1
MISC VEH AND PARTS NES	U K	3			3
RUBBER TIRES AND TUBES	OTHER			3	3
MISC EQUIPMENT NES	SWEDN	15			15
HOUSEHOLD GOODS NES	U K	16			16
	GER	9			9
	NORW			1	1
	OTHER			3	3
CONTAINERS NES	U K	5			5
	GER	6			6
MISC PRODUCTS NES	U K	1			1
GENERAL CARGO	U K	894	43		937
	DENMK	1,606	129		1,735
	GER	11,705	194		11,899
	NETH	6,295	249		6,544
	NORW	5,013	583	7	5,603
	SWEDN	2,527	149		2,676
	LIBER	38			38
	OTHER	4,117	526		4,643
		365,911	13,354	88,659	467,924
FRANCE MEDITERRANEAN					
FISH FRESH OR FROZEN	ITALY			41	41
	OTHER	96			96
FISH CANNED	DENMK			8	8
	ITALY			77	77
WHEAT	U K	14,590	10,976		25,566
	GER	9,423			9,423
	ITALY	28,872			28,872
	NORW	11,800			11,800
	LIBER	29,482			29,482
	PANAM	12,502			12,502
	OTHER	3,274	4,224		7,498
SEEDS FOR SOWING NES	ITALY			62	62
	OTHER			10	10
FLAXSEED	GER	612			612
	ITALY	560		532	1,092
	LIBER	521			521
SOYABEANS	NORW	4,500			4,500
PULPWOOD	U K	1,794			1,794
	NETH	5,565			5,565
	OTHER	2,600			2,600
ASBESTOS UNMILLED	GER	118			118
	ITALY	1,675			1,675
	NORW	702			702
	OTHER	787			787
LUMBER AND TIMBER	DENMK			43	43
	GER	106			106
	ITALY			25	25
	PANAM			3,275	3,275
	OTHER	300			300
SAWMILL PRODUCTS NES	DENMK			1	1
VENEER AND PLYWOOD	PANAM			2	2
WOOD PULP	U K	251			251
	DENMK			212	212
	GER	60			60
	ITALY			2,041	2,041
	OTHER			368	368
PAPERBOARD	U K	224			224
FISH, MARINE ANIMAL OIL	ITALY			1	1
ALUMINUM BAR INGDT	U K	71			71
	ITALY	22			22
	OTHER	49			49
NON-FERRRUS METALS NES	ITALY			33	33
MACHINERY	U K	6			6
MISC EQUIPMENT NES	GER		1		1
HOUSEHOLD GOODS NES	GER		1		1
	ITALY			2	2
	LIBER	4			4

T A B L E 1. CARGOES LOADED AT CANADIAN PORTS FOR FOREIGN COUNTRIES

COUNTRY OF DESTINATION AND KIND OF CARGO	REGISTRY OF VESSEL	ATLANTIC	GREAT LAKES	PACIFIC	TOTAL
MISC PRODUCTS NES GENERAL CARGO	ITALY	2			2
	U K	2,647	24		2,671
	GER	616			616
	ITALY	497	48	659	1,204
	NETH	5			5
	NORW	67			67
	LIBER	1,359	35		1,394
	U S A	83			83
OTHER	903			903	
		136,745	15,309	7,392	159,446
GERMANY FEDERAL REPUBLIC MEAT FRESH OR FROZEN	GER		15		15
	GER			6	6
MEAT CURED	GER			11	11
MEAT AND MEAT PREP NES	NORW			5	5
	U K			27	27
FISH FRESH OR FROZEN	GER	180		26	206
	NETH			5	5
	NORW			20	20
	SWEDN			3	3
	OTHER	26		8	34
FISH CANNED	GER			16	16
	NORW			16	16
	OTHER			7	7
FISH, MARINE ANIMAL NES	GER			2	2
	OTHER	330			330
DAIRY PRODUCE EGGS NES	GER			27	27
	NORW			39	39
	SWEDN	2			2
BARLEY	U K	2,444			2,444
	NORW			70,340	70,340
	SWEDN	15,509			15,509
	LIBER	2,240			2,240
	OTHER	5,584			5,584
CORN	U K	17,164			17,164
	GER	30,216			30,216
	GREEK	4,400			4,400
	NORW	41,818			41,818
	SWEDN	3,338			3,338
	LIBER	23,304			23,304
	OTHER	5,277			5,277
OATS	GER			2,536	2,536
	GREEK			7,806	7,806
	NORW			8,232	8,232
	LIBER			2,464	2,464
	OTHER			3,328	3,328
RYE	GER	8,812	12,236		21,048
	NORW		11,634		11,634
	LIBER	1,683	6,066		7,749
	OTHER	13,035			13,035
WHEAT	U K	19,313			19,313
	GER	214,819	11,575		226,394
	GREEK	157,530		17,104	174,634
	ITALY	17,660			17,660
	NORW	186,434		23,128	209,562
	SWEDN	6,720			6,720
	LIBER	47,376		20,048	67,424
	OTHER	281,373		2,274	283,647
WHEAT FLOUR GRAIN, CEREAL PREP NES APPLES	OTHER	15,036			15,036
	NORW			50	50
	GER			261	261
	NETH			11	11
	SWEDN	115			115
FRUIT FRESH, FROZEN NES FRUIT PREPARATIONS NES BEANS AND PEAS DRIED	OTHER			114	114
	GER			50	50
	GER	165	147		312
VEGETABLE PREPS NES TEA	OTHER			11	11
	GER	314	292		606
	NORW			2	2
FOOD PREPARATIONS NES	GER		125		125
	SWEDN	15			15
GRAIN FEEDS NES TOBACCO	GER			3,360	3,360
	GER	50	1,644		1,694
RAW HIDES AND SKINS	GER	208	48	11	267
	SWEDN		2		2
	OTHER	40		1	41
CRUDE ANIMAL PRODUCTS SEEDS FOR SOWING NES	GER			6	6
	GER			382	382

TABLE 1. CARGOES LOADED AT CANADIAN PORTS FOR FOREIGN COUNTRIES

COUNTRY OF DESTINATION AND KIND OF CARGO	REGISTRY OF VESSEL	ATLANTIC	GREAT LAKES	PACIFIC	TOTAL
FLAXSEED	NETH	115		88	203
	GER	4,521			4,521
	NETH	657			657
	NORW	2,469	3,368	3,339	9,176
	LIBER	4,287	6,283		10,570
MUSTARD SEED	OTHER	3,487			3,487
	GER			81	81
	NORW			560	560
RAPESEED	OTHER			2,425	2,425
	NETH	1,543			1,543
SOYABEANS	NORW	18,424			18,424
	SWFDN	4,053			4,053
	LIBER	2,458			2,458
	OTHER	2,107			2,107
	GER	78	36		114
LOGS, ROUND TIMBER	NORW	2,800			2,800
PULPWOOD	GER			5	5
WOOD AND ANIMAL HAIR	GREEK	1,615			1,615
COPPER ORE AND CONC	NORW	68,544			68,544
	SWFDN	25,984			25,984
	LIBER	51,716			51,716
IRON ORE AND CONC	GREEK	11,040			11,040
	NORW			4	4
LEAD ORE AND CONC	OTHER			224	224
	OTHER			224	224
	U K			215	215
ZINC ORE AND CONC	GER	5,000		145	5,145
	NETH			94	94
	NORW			9	9
MET ORES AND CONC NES	U K				
	GER				
	NETH				
	NORW		9,632		9,632
	U K				
IRON AND STEEL SCRAP	GER	470			470
	GREEK	1,459			1,459
	NORW	6,104			6,104
	LIBER	2,791	15,129		17,920
NON-FERROUS MET SCRAP	GER	479		109	588
	NORW	50			50
	LIBER	32			32
	OTHER	50			50
	GER		271		271
SLAG GROSS BY-PRODUCTS ASBESTOS UNMILLED	U K	858			858
	DENMK	686			686
	GER	32,670		1,946	34,616
	GREEK	2,894			2,894
	ITALY	2,955			2,955
	NETH	961			961
	NORW	7,799			7,799
	SWEDN	1,175			1,175
	LIBER	385			385
	OTHER	5,335			5,335
	U K			1,621	1,621
	DENMK			1,025	1,025
	GER	130		101	231
	GREEK			4,906	4,906
ITALY	61		952	1,013	
NETH			37	37	
NORW	646			646	
SWEDN			2,862	2,862	
LIBER	226		45	271	
PANAM			2,988	2,988	
VENEER AND PLYWOOD	U K			744	744
	GER			261	261
	GREEK			775	775
	ITALY			440	440
	NETH	16		167	183
	NORW			57	57
	SWEDN			387	387
	PANAM			455	455
	OTHER			169	169
	U K			8,064	8,064
	GER	2,254		11,508	13,762
	GREEK	37			37
	NETH			807	807
	NORW			37,291	37,291
LIBER	192		2,094	2,286	
OTHER			7,315	7,315	
NEWSPRINT PAPER	DENMK	1,111			1,111
	GER	710			710
PAPERBOARD	NORW			1,150	1,150
	NORW	138			138

T A B L E 1. CARGOES LOADED AT CANADIAN PORTS FOR FOREIGN COUNTRIES

COUNTRY OF DESTINATION AND KIND OF CARGO	REGISTRY OF VESSEL	ATLANTIC	GREAT LAKES	PACIFIC	TOTAL	
PAPER PAPERBOARD NES FISH, MARINE ANIMAL OIL CHEMICALS NES	U K			1	1	
	OTHER			1	1	
FERTILIZER	DENMK	1			1	
	NETH	108			108	
	NORW	636			636	
	GER	3			3	
SYNTHETIC RUBBER	DENMK		6		6	
	GER		8,512		8,512	
	NETH	32	10		42	
	NORW		104		104	
	SWEDN		11		11	
CHEMICAL PRODUCTS NES	NORW			88	88	
FUEL OIL	SWEON	3			3	
	NETH			20	20	
PIG IRON	OTHER	1,121			1,121	
STEEL BAR AND ROD	GER		51		51	
STEEL PLATE AND SHEET	DENMK		172		172	
	GER	150	1,716		1,866	
	NETH		268		268	
ALUMINUM BAR INGOT	U K	2,766		221	2,987	
	GER	25			25	
	NETH	98		83	181	
	NORW	5,015		1,053	6,068	
ALUMINUM NES	OTHER	1,127			1,127	
	GER	7			7	
LEAD BAR INGOT PIG	NORW	150			150	
	GER			224	224	
	NORW			124	124	
ZINC BAR INGOT PIG	OTHER			336	336	
	U K			224	224	
	GER			450	450	
NON-FERROUS METALS NES	NORW			252	252	
	SWEDN	27			27	
	OTHER			784	784	
	GER			155	155	
	GER		82		82	
NON-MET MIN PRODS NES	GER		155	14	183	
MACHINERY	GER	14			14	
RAILWAY ROLLING STOCK	GREEK	1,327			1,327	
AUTOS AND CHASSIS	GER	2	3	2	7	
	SWEDN	97			97	
MOTOR VEH PARTS NES	GER			3	3	
RUBBER TIRES AND TUBES	GER		402		402	
MISC EQUIPMENT NES	GER	10			10	
	SWEDN	10			10	
	OTHER			2	2	
HOUSEHOLD GOODS NES	U K			1	1	
	GER	78		5	83	
	NETH			1	1	
	NORW			416	416	
FIREARMS, AMMUNITION	OTHER	6			6	
	GER	46			46	
MISC PRODUCTS NES	GER	14			14	
	NETH	7			7	
GENERAL CARGO	U K	800		5	805	
	DENMK	1,011	178		1,189	
	GER	33,519	11,188		44,707	
	GREEK	30	1		31	
	NETH	2,072	261		2,333	
	NORW	16,532	484		17,016	
	SWEDN	280	135		415	
	LIBER	1,242			1,242	
	U S A	2			2	
	OTHER	3,074	183		3,257	
			1,477,544	102,425	261,891	1,841,860
	GREECE					
	FISH FRESH DR FROZEN	ITALY			5	5
DENMK				8	8	
FISH CANNED	ITALY			29	29	
	OTHER			22	22	
WHEAT FLOUR	NORW	600			600	
POTATOES	DENMK	6,926			6,926	
	SWEDN	6,628			6,628	
	OTHER			1,344	1,344	
FLAXSEED	NORW		113		113	
IRON AND STEEL SCRAP	OTHER	1,856			1,856	
ASBESTOS UNMILLED	LIBER			22,944	22,944	
SULPHUR	OTHER			12,117	12,117	
LUMBER AND TIMBER	ITALY			118	118	

T A B L E 1. CARGOES LOADED AT CANADIAN PORTS FOR FOREIGN COUNTRIES

COUNTRY OF DESTINATION AND KIND OF CARGO	REGISTRY OF VESSEL	ATLANTIC	GREAT LAKES	PACIFIC	TOTAL
VENEER AND PLYWOOD	OTHER	3,687		1,538	5,225
	ITALY			13	13
WOOD PULP	GER	2,953			2,953
	NORW	1,117			1,117
NEWSPRINT PAPER	OTHER	2,638			2,638
	OTHER		16		16
SYNTHETIC RUBBER	NETH		608		608
	NORW		944		944
STEEL PLATE AND SHEET	OTHER	1,088	706		1,794
	NETH	276			276
ALUMINUM BAR INGOT	NORW	741			741
	OTHER	500			500
METAL FAB PRODS NES	NORW		9		9
	OTHER			12,117	12,117
CEMENT	ITALY			25	25
	LIBER			24	25
MACHINERY	OTHER			3	3
	DENMK	480		3	483
HOUSEHOLD GOODS NES	GER		144		144
	ITALY	1		20	21
GENERAL CARGO	NETH	503	148		651
	NORW	689	138		827
	U S A	700			700
	OTHER	3,723	298		4,021
		35,117	3,124	50,330	88,571
ICELAND					
RUBBER TIRES AND TUBES	OTHER	3			3
		3			3
EIRE					
FISH FRESH OR FROZEN	DENMK			14	14
	NORW			58	58
FISH CANNED	U K	6			6
	DENMK			522	522
DAIRY PRODUCE EGGS NES	NORW			256	256
	U K	32			32
CORN	DENMK			4	4
	OTHER	4,100			4,100
OATS	OTHER	2,883	1,115		3,998
	U K	1,500			1,500
WHEAT	OTHER	65,411			65,411
	U K	10			10
GRAIN, CEREAL PREP NES	U K	300			300
	DENMK			84	84
APPLES	NORW			145	145
	U K	4			4
FRUIT FRESH, FROZEN NES	DENMK			8	8
	U K	31			31
VEGETABLE PREPS NES	U K	7			7
	U K	17	5		22
SUGAR PREPARATIONS	U K	1			1
	OTHER		786		786
FOOD PREPARATIONS NES	U K	251			251
	OTHER		336		336
GRAIN FEEDS NES	GER	346			346
	U K	12			12
SOYABEAN OIL CAKE MEAL	U K	6			6
	U K	10			10
OIL SEED CAKE MEAL NES	DENMK			45	45
	OTHER	1,172	7,112		8,284
FEEDS OF ANIMAL ORIGIN	U K	221			221
	U K	2,690			2,690
CRUDE VEG MATERIAL NES	DENMK			222	222
	OTHER	280			280
LDGS, ROUND TIMBER	U K	18			18
	OTHER	300			300
ASBESTOS UNMILLED	U K	4			4
	U K	1,438	350		1,788
WASTE AND SCRAP NES	DENMK	13,776		1,083	14,859
	GER	7,980		3,451	11,431
LUMBER AND TIMBER	GREEK			3,292	3,292
	NETH	3,142			3,142
SAWMILL PRODUCTS NES	NORW	1,237		2,319	3,556
	CAN	1,800			1,800
VENEER AND PLYWOOD	OTHER	60	535		595
	U K	126	20		146
	U K	11			11

T A B L E 1. CARGOES LOADED AT CANADIAN PORTS FOR FOREIGN COUNTRIES

COUNTRY OF DESTINATION AND KIND OF CARGO	REGISTRY OF VESSEL	ATLANTIC	GREAT LAKES	PACIFIC	TOTAL
WOOD FAB MATERIALS NES WOOD PULP NEWSPRINT PAPER PAPER NES PAPERBOARD PAPER PAPERBOARD NES TEXTILE FAB MATRLS NES CHEMICALS NES SYNTHETIC RUBBER CHEMICAL PRODUCTS NES STEEL PLATE AND SHEET IRON STEEL PIPES NES ALUMINUM BAR INGOT ALUMINUM NES COPPER UNALLOYED COPPER AND ALLOYS NES MISC FAB MATERIALS NES MACHINERY MISC EQUIPMENT NES HOUSEHOLD GOODS NES CONTAINERS NES GENERAL CARGO	DENMK			34	34
	NORW			9	9
	U K	67			67
	OENMK			31	31
	U K	57	561		618
	U K	6,550			6,550
	OTHER	8,192			8,192
	U K	8			8
	U K	4			4
	U K	21			21
	U K	14			14
	U K	10	40		50
	OTHER	5			5
	U K	25			25
	U K	12	116		128
	U K		575		575
	OTHER		431		431
	OTHER		154		154
	U K	1,499			1,499
DENMK			56	56	
OTHER	4,310			4,310	
U K	24			24	
OTHER	12			12	
U K	251			251	
U K		10		10	
U K	5			5	
U K	49			49	
U K	18			18	
U K	6			6	
NORW			1	1	
U K	2			2	
U K	104	115		219	
OENMK			107	107	
OTHER	7,973	3,392		11,365	
		138,400	15,653	11,741	165,794
ITALY					
CATTLE	GER	159			159
FISH FRESH OR FROZEN	ITALY			89	89
FISH SALTED OR CURED	OENMK	4			4
	GER	1,423			1,423
	NETH	15			15
	NORW	165			165
FISH CANNED	ITALY			558	558
	OTHER			24	24
MILK POWDER	OTHER	732	847		1,579
DAIRY PRODUCE EGGS NES	NORW	1,238			1,238
	SWEON	655			655
BARLEY	GREEK	13,328		13,984	27,312
	ITALY	5,734			5,734
	NORW	11,536			11,536
	LIBER	22,523			22,523
	OTHER	14,094		6,944	21,038
CORN	GER	8,800			8,800
	GREEK	28,508			28,508
	LIBER	4,124			4,124
	OTHER	32,815			32,815
OATS	OTHER			3,136	3,136
WHEAT	DENMK	25,410			25,410
	GREEK	3,472			3,472
	ITALY	5,880		2,737	8,617
	NORW	11,480		1,275	12,755
	LIBER	32,064		15,344	47,408
	OTHER	10,320		10,012	20,332
WHEAT FLOUR	ITALY			106	106
APPLES	ITALY			3	3
FRUITS DRIED PRESERVED	ITALY			4	4
FRUIT PREPARATIONS NES	ITALY			3	3
	NORW		124		124
POTATOES	ITALY	1,571			1,571
HULLS SCREENINGS CHAFF	GER			493	493
	ITALY			462	462
	LIBER			1,102	1,102
FEEDS CONCENT, COMPLETE	OTHER		56		56
RAW HIDES AND SKINS	OTHER		90	8	98
SEEDS FOR SOWING NES	ITALY			41	41
	OTHER		5	89	94
FLAXSEED	ITALY			480	480
RAPESEED	ITALY			2,067	2,067

TABLE 1. CARGOES LOADED AT CANADIAN PORTS FOR FOREIGN COUNTRIES

COUNTRY OF DESTINATION AND KIND OF CARGO	REGISTRY OF VESSEL	ATLANTIC	GREAT LAKES	PACIFIC	TOTAL
SOYABEANS	GER	13,900			13,900
	GREEK	5,432			5,432
	LIBER	6,000			6,000
CRUDE VEG MATERIAL NES LOGS, ROUND TIMBER PULPHOOD	ITALY			11	11
	U K	149			149
	GER	4,967			4,967
	GREEK	16,624			16,624
	ITALY	9,857			9,857
	NORW	13,940			13,940
	LIBER	34,392			34,392
	PANAM	49,393			49,393
	OTHER	40,951			40,951
	ITALY	34,608			34,608
IRON ORE AND CONC MET ORES AND CONC NES IRON AND STEEL SCRAP	LIBER	9,947			9,947
	U K	5,094			5,094
	ITALY	4,120			4,120
	LIBER	10,594	5,213		15,807
	PANAM	11,756			11,756
	U S A	5,047			5,047
	OTHER	1,339			1,339
	ITALY	867			867
NON-FERROUS MET SCRAP	NORW	1,197		11	1,197
	OTHER	400			400
	ITALY			35	35
SLAG DROSS BY-PRODUCTS ASBESTOS UNMILLED	U K	1,498			1,498
	GER	778			778
	ITALY	918			918
	NORW	451			451
	LIBER	578			578
	OTHER	8,087			8,087
	GREEK			23,294	23,294
SULPHUR	NORW			25,898	25,898
	LIBER			27,592	27,592
	U K	187			187
WASTE AND SCRAP NES	ITALY			177	177
	OTHER		49		49
LUMBER AND TIMBER	GER	549		3,709	4,258
	ITALY	280		1,859	2,139
	NORW	5,664		3,181	8,845
	LIBER			3,725	3,725
	PANAM			2,744	2,744
	OTHER	3,482		638	4,120
	ITALY			12	12
	U K	642	352		994
VENEER AND PLYWOOD WOOD PULP	GREEK	8,131			8,131
	ITALY	7,244		26,867	34,111
	NETH		1,628		1,628
	NORW	2,908	1,209		4,117
	LIBER	3,131			3,131
	PANAM	1,106			1,106
	OTHER	6,701	1,666	7,794	16,161
	U K	564			564
	ITALY	653			653
	OTHER	35			35
	GREEK	2,750			2,750
PAPERBOARD	ITALY	17			17
	ITALY	383		799	1,182
	OTHER		28		28
ANIMAL OILS AND FATS OILS FATS WAXES NES CHEMICALS NES	ITALY	52			52
	NORW		3		3
	OTHER		35		35
SYNTHETIC RUBBER	U K		951		951
	ITALY		466		466
	NETH		100		100
	NORW		942		942
	OTHER		1,750		1,750
	ITALY	76		18	94
CHEMICAL PRODUCTS NES	NORW		27		27
	OTHER		446		446
	GREEK	1,652			1,652
PIG IRON	LIBER	20,300			20,300
	OTHER	1,000			1,000
STEEL BAR AND ROD STEEL PLATE AND SHEET	GREEK		5,511		5,511
	GREEK		11,105		11,105
	NETH		19		19
	NORW		81		81
	OTHER		22		22
STRUCTURAL SHAPES IRON AND STEEL NES	ITALY	170			170
	LIBER	19			19

T A B L E 1. CARGOES LOADED AT CANADIAN PORTS FOR FOREIGN COUNTRIES

COUNTRY OF DESTINATION AND KIND OF CARGO	REGISTRY OF VESSEL	ATLANTIC	GREAT LAKES	PACIFIC	TOTAL	
ALUMINUM BAR INGOT	U K	364			364	
	GER	204			204	
	ITALY	676			676	
	NORW	803			803	
	OTHER	1,680			1,680	
	OTHER	532			532	
	ALUMINUM NES					
	NON-MET MIN PRODS NES	GER		2		2
	MACHINERY	U K	3			3
	RAILWAY ROLLING STOCK	PANAM	1,589			1,589
	MOTOR VEHICLES NES	ITALY			3	3
	MISC EQUIPMENT NES	ITALY			2	2
	HOUSEHOLD GOODS NES	U K	2			2
		ITALY	2		9	11
	GENERAL CARGO	U K	10,128	722		10,850
		GER	740			740
		GREEK	3,667			3,667
		ITALY	6,809	853	868	8,530
		NETH	1,604	103		1,707
		NORW	1,703	27		1,730
	LIBER	6,981	152		7,133	
	U S A	444			444	
	OTHER	22,496	698	306	23,500	
		657,057	35,282	188,513	880,852	
NETHERLANDS						
MEAT FRESH OR FROZEN	GER	128			128	
	SWEON	222	10		232	
	OTHER	8			8	
MEAT AND MEAT PREP NES	NORW			1	1	
FISH FRESH OR FROZEN	U K			322	322	
	GER	154		4	158	
	NETH			40	40	
	NORW			198	198	
	SWEDN			104	104	
	OTHER	40		26	66	
FISH CANNED	U K			326	326	
	GER			366	366	
	NETH			56	56	
	NORW			122	122	
	SWEDN			5	5	
	OTHER			42	42	
FISH, MARINE ANIMAL NES	GER			2	2	
	NETH	13			13	
MILK POWDER	GER	155			155	
	GREEK		393		393	
	NORW	50			50	
DAIRY PRODUCE EGGS NES	GER	925			925	
	NETH	1,266			1,266	
	NORW			87	87	
	SWEON	769			769	
	OTHER	906			906	
BARLEY	U K	7,900			7,900	
	GER	282			282	
CORN	U K	99,360			99,360	
	GER	45,660			45,660	
	GREEK	8,760			8,760	
	ITALY	13,101			13,101	
	NETH	17,800			17,800	
	NORW	119,090			119,090	
	SWEON	8,288			8,288	
	LIBER	141,329			141,329	
	OTHER	12,775			12,775	
OATS	U K			26,208	26,208	
	GER			2,396	2,396	
	GREEK			5,342	5,342	
	NETH			1,000	1,000	
	NORW	3,952	5,382	34,346	43,680	
	SWEON			9,594	9,594	
	LIBER			11,312	11,312	
RYE	U K	9,912		3,390	13,302	
	GER		985	2,284	3,269	
	NORW	1,398		5,670	7,068	
	SWEON			8,400	8,400	
	LIBER			4,283	4,283	
WHEAT	U K	104,854		21,078	125,932	
	DENMK	20,182			20,182	
	GER	67,964			67,964	
	GREEK	46,653		5,320	51,973	
	ITALY	39,151			39,151	

T A B L E 1. CARGOES LOADED AT CANADIAN PORTS FOR FOREIGN COUNTRIES

COUNTRY OF DESTINATION AND KIND OF CARGO	REGISTRY OF VESSEL	ATLANTIC	GREAT LAKES	PACIFIC	TOTAL
	NETH	35,610			35,610
	NORW	77,903	3,100	69,376	150,379
	SWEDN	6,003		17,106	23,109
	LIBER	115,592		4,682	120,274
	PANAM	23,585			23,585
	CAN	2,547			2,547
	OTHER	48,887			48,887
CEREALS UNMILLED NES	GER	2,775			2,775
	NORW	1,700	2,240		3,940
APPLES	NETH			379	379
	NORW			32	32
	OTHER			32	32
FRUIT FRESH,FROZEN NES	GER	2,495			2,495
	NDRW	9,554			9,554
	OTHER	3,441			3,441
FRUIT PREPARATIONS NES	GER		12		12
VEGETABLE PREPS NES	GER	26	19		45
COCOA AND CHOCOLATE	SWEDN		36		36
FOOD PREPARATIONS NES	SWEDN	15		1	16
FEEDS CONCENT,COMPLETE	NORW		9,431		9,431
TOBACCO	U K	6	13		19
	GER	315	50		365
	SWEON	28			28
FOODS FEEDS BEV NES	U K	3			3
	GER	3			3
RAW HIDES AND SKINS	GER	117	127	174	418
	SWEDN			178	178
	OTHER	38			38
CRUDE ANIMAL PRODUCTS	GER	90			90
SEEDS FOR SOWING NES	U K			33	33
	GER		782	94	876
	NORW			42	42
	SWEDN			39	39
FLAXSEED	U K	3,991		3,161	7,152
	GER	1,488		10,108	11,596
	GREEK	1,135		1,647	2,782
	NETH	2,856			2,856
	NORW		12,691	6,003	18,694
	SWEDN	1,710		8,176	9,886
	LIBER	1,112		3,081	4,193
	PANAM	2,468			2,468
	OTHER	5,598			5,598
MUSTARD SEED	U K			1,120	1,120
	GER			3,649	3,649
	NORW			1,320	1,320
	SWEDN			560	560
RAPESEED	GER			840	840
	NORW		1,521		1,521
	SWEON			5,888	5,888
SOYABEANS	U K	35,535			35,535
	GER	6,770	33		6,803
	GREEK	2,500			2,500
	NETH	16,960			16,960
	NORW	84,174			84,174
	SWEDN	17,579			17,579
	LIBER	12,592			12,592
	OTHER	48,261			48,261
CRUDE VEG MATERIAL NES	NETH	8			8
	NORW	20	524		544
LOGS, ROUND TIMBER	U K			1,643	1,643
PULPWOOD	U K	30,432			30,432
	DENMK	3,910			3,910
	GER	20,365			20,365
	GREEK	5,985			5,985
	NORW	42,413			42,413
	LIBER	8,097			8,097
IRON ORE AND CONC	U K	97,608			97,608
	GER	136,994			136,994
	SWEON	50,120			50,120
	LIBER	172,006			172,006
	OTHER	24,192			24,192
LEAD ORE AND CONC	GREEK	1,568			1,568
	OTHER			448	448
ZINC ORE AND CONC	GER	34,614			34,614
	OTHER			1,064	1,064
MET DRES AND CONC NES	GER	17,386			17,386
	NDRW	16,072			16,072
	OTHER	31,133			31,133
IRON AND STEEL SCRAP	U K		10,304		10,304

T A B L E 1. CARGOES LOADED AT CANADIAN PORTS FOR FOREIGN COUNTRIES

COUNTRY OF DESTINATION AND KIND OF CARGO	REGISTRY OF VESSEL	ATLANTIC	GREAT LAKES	PACIFIC	TOTAL
	GER			2	2
	GREEK	10,906			10,906
	ITALY	1,104			1,104
	LIBER	10,661	9,408		20,069
	PANAM	3,258			3,258
NON-FERROUS MET SCRAP	GER	23			23
	NORW	235			235
	LIBER	120			120
	OTHER	3,723			3,723
SLAG CROSS BY-PRODUCTS	GER		104	24	128
	SWEON	115			115
	OTHER	16,800			16,800
ASBESTOS UNMILLED	U K			336	336
	DENMK	1,516			1,516
	GER	13,071		1,602	14,673
	GREEK	100			100
	NETH	3,139			3,139
	NORW	19,357		374	19,731
	SWEDN	22			22
	LIBER	116			116
	OTHER	1,025			1,025
SAND AND GRAVEL	GER	265			265
SULPHUR	OTHER			10,086	10,086
NON-MET MIN CRUDE NES	U K	8,417			8,417
	GER	51,941			51,941
	NORW	4,192			4,192
	OTHER	15,194			15,194
WASTE AND SCRAP NES	GER	150		6	156
	NORW			11	11
LUMBER AND TIMBER	U K			26,984	26,984
	DENMK	1,087		856	1,943
	GER	1,380			1,380
	GREEK			1,731	1,731
	NETH			15	15
	NORW	336		43	379
	SWEDN			9	9
	LIBER			3,124	3,124
	OTHER	150		1,091	1,241
VENEER AND PLYWOOD	U K			1,901	1,901
	DENMK			152	152
	GER			810	810
	GREEK			166	166
	NETH			250	250
	NORW			335	335
	LIBER			249	249
	OTHER			239	239
WOOD PULP	U K			7,537	7,537
	GER	266		2,334	2,600
	GREEK			5,604	5,604
	NETH			1,197	1,197
	NORW	141		15,841	15,982
	SWEDN			414	414
	LIBER			826	826
	OTHER			2,455	2,455
NEWSPRINT PAPER	OENMK	1,385			1,385
	GER	4,090			4,090
	NORW			100	100
	LIBER	545			545
PAPERBOARD	NORW	83			83
ANIMAL OILS AND FATS	NORW		335		335
GLYCOL	NORW		2,290		2,290
CHEMICALS NES	U K			100	100
	GER	86	24	455	565
	GREEK		6		6
	NORW	4,121			4,121
	SWEDN	402			402
	OTHER		18	200	218
SYNTHETIC RUBBER	DENMK		39		39
	GER		233		233
	NETH		527		527
	NORW		1,373		1,373
	SWEON	80	548		628
	OTHER		305		305
CHEMICAL PRODUCTS NES	GER	11	3,886		3,897
	NETH		352		352
	NORW	1,130	1,998	181	3,309
	SWEON		208		208
FUEL OIL	NORW	681			681
	OTHER	17,228			17,228

T A B L E 1. CARGOES LOADED AT CANADIAN PORTS FOR FOREIGN COUNTRIES

COUNTRY OF DESTINATION AND KIND OF CARGO	REGISTRY OF VESSEL	ATLANTIC	GREAT LAKES	PACIFIC	TOTAL
PIG IRON STEEL PLATE AND SHEET IRON AND STEEL NES ALUMINUM BAR INGOT	GER	37,003			37,003
	NORW		66		66
	GER		1		1
	U K	571		332	903
	GER	292			292
	NORW	13,109		6,251	19,360
	LIBER	384			384
	OTHER	676			676
	NORW	1,390			1,390
	LIBER	930			930
ALUMINUM NES	OTHER	345			345
	U K			112	112
	GER			1,120	1,120
	NETH			112	112
LEAD BAR INGOT PIG	NGRW			840	840
	SWEDN			112	112
	OTHER			560	560
	NETH			250	250
NICKEL AND ALLOYS	NORW			100	100
	SWEDN	17			17
	U K			448	448
	GER			5,868	5,868
ZINC BAR INGOT PIG	NETH			1,008	1,008
	NORW			6,465	6,465
	SWEDN			112	112
	OTHER			1,736	1,736
NON-FERROUS METALS NES	SWEDN	6			6
	GER	3			3
METAL FAB PRODS NES MACHINERY	GER		34	7	41
	GREEK			1	1
	NETH	1			1
	NORW	1			1
AUTOS AND CHASSIS MISC EQUIPMENT NES	OTHER	2			2
	SWEDN	10	24		34
	GER		1		1
	SWEDN		3		3
HOUSEHOLD GOODS NES	U K			67	67
	GER	76		3	79
	NETH			2	2
MISC PRODUCTS NES	GER	12			12
	NETH	1			1
	NORW		1		1
GENERAL CARGO	U K	2,191	12	6	2,209
	DENMK	648	261		909
	GER	22,166	9,783		31,949
	GREEK	1			1
	NETH	7,496	882	55	8,433
	NORW	32,787	1,300	747	34,834
	SWEDN	1,096	622	14	1,732
	LIBER	4,289			4,289
	U S A	354			354
	OTHER	8,071	171		8,242
			2,374,012	82,468	397,168
NORWAY FISH SALTED OR CURED FISH CANNED FISH, MARINE ANIMAL NES DAIRY PRDDUCE EGGS NES RYE WHEAT APPLES FRUIT FRESH, FROZEN NES BEANS AND PEAS DRIED VEGETABLE PREPS NES RAW HIDES AND SKINS SEEDS FDR SOWING NES FLAXSEED LOGS, ROUND TIMBER PULPWOOD COPPER ORE AND CONC NICKEL ORE AND CONC ZINC ORE AND CONC	GER	2,177			2,177
	NORW	553			553
	NORW			1	1
	NORW	522			522
	NORW			57	57
	NORW		15,944		15,944
	DENMK	17,640			17,640
	NORW	31,687	1,065		32,752
	NORW	1,943		646	2,589
	NORW			118	118
	NORW	39			39
	NORW	2			2
	NORW	1			1
	SWEDN	12			12
	NORW			48	48
	NORW	2,000	3,330		5,330
	OTHER	7,952			7,952
	DENMK	1,482			1,482
	NORW	3,764			3,764
	OTHER	19,665			19,665
	NORW	2,241			2,241
NORW	1,120			1,120	
SWEDN	16,266			16,266	
NORW	10,112			10,112	

T A B L E 1. CARGOES LOADED AT CANADIAN PORTS FOR FOREIGN COUNTRIES

COUNTRY OF DESTINATION AND KIND OF CARGO	REGISTRY OF VESSEL	ATLANTIC	GREAT LAKES	PACIFIC	TOTAL
MET ORES AND CONC NES	NORW	1,653			1,653
	SWEON	3,776			3,776
ASBESTOS UNMILLED	NORW	699			699
	SWEON	451			451
VENEER AND PLYWOOD	NORW			23	23
CHEMICALS NES	NORW	5,977			5,977
SYNTHETIC RUBBER	GER		39		39
	NORW		110		110
CHEMICAL PRODUCTS NES	SWEON		2		2
FERRO-ALLOYS	SWEON	12			12
ALUMINUM BAR INGOT	NORW	890			890
COPPER UNALLOYED	NORW	1,438			1,438
NON-MET MIN PRODS NES	SWEON		1,503		1,503
MOTOR VEH PARTS NES	SWEON	9			9
HOUSEHOLD GOODS NES	NORW			1	1
GENERAL CARGO	GER		5		5
	NORW	29,750	782	461	30,993
	SWEON	6,722			6,722
	OTHER	1,639			1,639
		172,194	22,780	1,355	196,329
PORTUGAL					
FISH FRESH OR FROZEN	OENMK	158			158
FISH SALTED OR CURED	OENMK	889			889
	GER	142			142
	NETH	706			706
FISH, MARINE ANIMAL NES	OTHER	550			550
DAIRY PRODUCE EGGS NES	NORW	12			12
WHEAT	U K	17,360			17,360
	GREEK	2,352			2,352
	OTHER	16,912			16,912
VEGETABLE PREPS NES	OTHER		1		1
TOBACCO	GER		157		157
ASBESTOS UNMILLED	U K	192			192
	GER	9			9
	ITALY	290			290
	OTHER	63			63
NEWSPRINT PAPER	OTHER	202			202
CHEMICALS NES	ITALY	7			7
SYNTHETIC RUBBER	U K		9		9
ALUMINUM BAR INGOT	U K	54			54
	GER	62			62
	ITALY	282			282
	NDRW	1			1
	OTHER	48			48
HOUSEHOLD GOODS NES	ITALY	7			7
GENERAL CARGO	U K	912	188		1,100
	GER	31			31
	ITALY	1,155	41		1,196
	NORW	3			3
	LIBER	2,684	74		2,758
	U S A	374			374
	OTHER	1,274	13		1,287
		46,731	483		47,214
SPAIN					
FISH FRESH OR FROZEN	OENMK	100			100
	ITALY			3	3
FISH SALTED OR CURED	OENMK	611			611
	GER	416			416
	NETH	244			244
	OTHER	75			75
FISH CANNED	ITALY			2	2
	OTHER			2	2
CORN	LIBER	9,184			9,184
	OTHER	59,832			59,832
RYE	LIBER			4,144	4,144
WHEAT	PANAM	12,232			12,232
	OTHER	13,216			13,216
VEGETABLE PREPS NES	OENMK			2	2
RAW HIDES AND SKINS	U K	36			36
	OENMK			94	94
	OTHER			69	69
FLAXSEED	OENMK			3,259	3,259
	GER	2,165			2,165
	NORW			4,480	4,480
	OTHER	11,508		2,444	13,952
RAPESEED	ITALY			41	41
PULPWOOD	GER	1,710			1,710

T A B L E 1. CARGOES LOADED AT CANADIAN PORTS FOR FOREIGN COUNTRIES

COUNTRY OF DESTINATION AND KIND OF CARGO	REGISTRY OF VESSEL	ATLANTIC	GREAT LAKES	PACIFIC	TOTAL
IRON AND STEEL SCRAP	NDRW	9,141			9,141
	PANAM	3,391			3,391
	OTHER	24,327			24,327
	GREEK	3,127			3,127
	NORW	6,725			6,725
NON-FERROUS MET SCRAP	OTHER	14,797			14,797
	U K	110			110
	GER	250			250
	ITALY	61			61
	LIBER	7,157			7,157
ASBESTOS UNMILLED	PANAM	8,201			8,201
	OTHER	106			106
	U K	2,546			2,546
	GER	3,860			3,860
	ITALY	2,240		390	2,630
WASTE AND SCRAP NES LUMBER AND TIMBER	NDRW	998			998
	LIBER	1,240			1,240
	OTHER	1,595		106	1,701
	U K	160			160
	SWEDN			1,721	1,721
VENEER AND PLYWOOD	PANAM			1,196	1,196
	ITALY			84	84
	OTHER			5	5
WOOD PULP	OENMK			150	150
	GER	1,765			1,765
	ITALY	3,307		445	3,752
	LIBER	369			369
	OTHER	200		459	659
NEWSPRINT PAPER	U K	719			719
	ITALY	625			625
	LIBER	147			147
	U K		232		232
SYNTHETIC RUBBER	ITALY		137		137
	NETH		50		50
	NORW		245		245
	OTHER		658		658
	OTHER		138		138
STEEL PLATE AND SHEET ALUMINUM BAR INSGT	U K	1,109			1,109
	GER	591			591
	ITALY	1,118			1,118
	LIBER	74			74
	OTHER	1,923			1,923
ALUMINUM NES	U K	156			156
	OTHER	10			10
	OTHER		20		20
PLATE AND SHEET GLASS NON-MET MIN PRODS NES	DENMK			5	5
	GER		5		5
	OTHER			108	108
	OTHER			1	1
	ITALY	3			3
AUTOS AND CHASSIS HOUSEHOLD GOODS NES GENERAL CARGO	U K	3,989	610		4,599
	GER	112	7		119
	ITALY	5,306	1,183	122	6,611
	NORW	919			919
	LIBER	2,553	2		2,555
	U S A	567			567
	OTHER	7,341	269		7,610
			234,264	3,556	19,332
SWEDEN					
MEAT FRESH OR FROZEN	SWEDN	15			15
	GER	1,400			1,400
FISH FRESH OR FROZEN	NORW	1,000			1,000
	SWEDN			208	208
FISH CANNED	SWEDN			20	20
	NORW	43			43
APPLES	SWEDN	781		487	1,268
	SWEDN			542	542
FRUIT FRESH, FROZEN NES	SWEDN	57			57
	SWEDN			173	173
VEGETABLE PREPS NES	GER	403			403
	SWEDN	1			1
FOOD PREPARATIONS NES	SWEDN	25			25
	SWEDN			77	77
FEEDS OF ANIMAL ORIGIN	SWEDN			3	3
	SWEDN	2			2
DIST ALCOHOLIC BEV	GER	5,570			5,570
	NORW	10,218			10,218
RAW HIDES AND SKINS	SWEDN	8,925			8,925
	SWEDN				

T A B L E 1. CARGOES LOADED AT CANADIAN PORTS FOR FOREIGN COUNTRIES

COUNTRY OF DESTINATION AND KIND OF CARGO	REGISTRY OF VESSEL	ATLANTIC	GREAT LAKES	PACIFIC	TOTAL
	PANAM	5,816			5,816
NICKEL ORE AND CONC	SWEDN	54	27		81
MET DRFS AND CONC NES	SWEDN			506	506
ASBESTOS UNMILLED	SWEDN	2,459			2,459
WASTE AND SCRAP NES	NORW	352			352
LUMBER AND TIMBER	SWEDN	484	24		508
WOOD FAB MATERIALS NES	SWEDN			1	1
PAPER PAPERBOARD NES	SWEDN	26			26
CHEMICALS NES	NORW	1,016			1,016
	SWEDN	1,133		11	1,144
FERTILIZER	GER	14			14
SYNTHETIC RUBBER	GER		316		316
	SWEDN	95	1,028		1,123
CHEMICAL PRODUCTS NES	GER	4			4
	SWEDN	5	658		663
GASOLINE	NORW	17,046			17,046
	SWEDN	21,571			21,571
	LIBER	21,428			21,428
STEEL PLATE AND SHEET	SWEDN	342	2,570		2,912
IRON STEEL PIPES NES	SWEDN			10	10
ALUMINUM BAR INGOT	SWEDN	6,460			6,460
COPPER UNALLOYED	SWEDN	1,289			1,289
NICKEL AND ALLOYS	SWEDN	74			74
NON-FERROUS METALS NES	SWEDN			412	412
METAL FAB PRDGS NES	SWEDN			2	2
NON-MET MIN PRDGS NES	SWEDN		10		10
MACHINERY	SWEDN	7	30	28	65
AUTOS AND CHASSIS	SWEDN	94	783		877
MOTOR VEH PARTS NES	SWEDN	73			73
MISC EQUIPMENT NES	SWEDN	29			29
HOUSEHOLD GOODS NES	GER	5			5
	SWEDN			2	2
CONTAINERS EMPTY	SWEDN	162			162
CONTAINERS NES	GER	90			90
	NORW	26			26
	SWEDN	477			477
GENERAL CARGO	NORW	382			382
	SWEDN	11,046	2,055	337	13,438
	OTHER	607			607
		121,106	7,501	2,819	131,426
SWITZERLAND					
FISH FRESH OR FRDZEN	SWEDN			25	25
FISH CANNED	NORW			8	8
DAIRY PRODUCE EGGS NES	NETH			1	1
WHEAT	NORW	27,586			27,586
PULPWOOD	GER	3,690			3,690
ASBESTOS UNMILLED	GREEK	300			300
WOOD PULP	GER			166	166
ALUMINUM BAR INGOT	SWEDN	556			556
		32,132		200	32,332
ALBANIA					
WHEAT	U K	9,650			9,650
	GREEK	103,835			103,835
		113,485			113,485
BULGARIA					
WHEAT	GER	14,450			14,450
	GREEK	73,362		27,776	101,138
	LIBER	64,198		40,768	104,966
	OTHER	54,655		10,000	64,655
		206,665		78,544	285,209
GERMANY OEM REP					
WHEAT	GER	38,791			38,791
	GREEK	11,368			11,368
	NETH	12,096			12,096
		62,255			62,255
HUNGARY					
WHEAT	OTHER	12,015			12,015
		12,015			12,015
POLAND					
WHEAT	U K	98,476			98,476
	DENMK	21,112			21,112
	GER	13,748			13,748
	GREEK	78,223			78,223

T A B L E 1. CARGOES LOADED AT CANADIAN PORTS FOR FOREIGN COUNTRIES

COUNTRY OF DESTINATION AND KIND OF CARGO	REGISTRY OF VESSEL	ATLANTIC	GREAT LAKES	PACIFIC	TOTAL
	ITALY	74,223			74,223
	NETH	56,037			56,037
	NORW	206,404		21,500	227,904
	SWEDN	24,248			24,248
	LIBER	279,818		22,708	302,526
	PANAM	53,169		23,184	76,353
	OTHER	278,215			278,215
DIST ALCOHOLIC BEV	OTHER	1			1
RAW HIDES AND SKINS	SWEON	598			598
SEEDS FOR SOWING NES	GER			104	104
TEXTILE FIBRES NES	SWEON	43			43
	OTHER	88			88
ZINC ORE AND CONC	GER	14,581			14,581
	GREEK	10,352			10,352
	NORW	19,112			19,112
	SWEON	3,135			3,135
	PANAM	3,342			3,342
ASBESTOS UNMILLED	OTHER	289			289
SULPHUR	GREEK			15,456	15,456
	OTHER			5,040	5,040
WASTE AND SCRAP NES	OTHER	166			166
SYNTHETIC RUBBER	SWEON		160		160
	OTHER	42			42
COPPER UNALLOYED	SWEON	728			728
	OTHER	600			600
NICKEL AND ALLOYS	U K	1,270			1,270
AUTOS AND CHASSIS	OTHER	30			30
MISC EQUIPMENT NES	OTHER	1			1
HOUSEHOLD GOODS NES	SWEDN	18			18
GENERAL CARGO	SWEON	645	483		1,128
	OTHER	1,338			1,338
WHEAT	GER	15,000			15,000
		1,255,052	643	87,992	1,343,687
U S S R EUROPE					
CATTLE	GER	233			233
WHEAT	U K	245,522	11,531		257,053
	GER	44,134	10,892		55,026
	GREEK	677,499			677,499
	ITALY	105,677			105,677
	NETH	31,796	13,680		45,476
	NORW	787,348	33,092		820,440
	SWEON	14,700			14,700
	LIBER	202,010			202,010
	PANAM	22,736			22,736
	U S A	121,307			121,307
WHEAT FLOUR	OTHER	380,555	23,773	7,370	411,698
	NORW	29,135			29,135
	OTHER	10,335			10,335
SULPHUR	U K			18,092	18,092
	GREEK			15,265	15,265
	NORW			72,147	72,147
	OTHER			4,899	4,899
HOUSEHOLD GOODS NES	OTHER	1			1
GENERAL CARGO	SWEDN	2			2
	OTHER	402			402
		2,673,392	92,968	117,773	2,884,133
YUGOSLAVIA					
MILK POWDER	OTHER	56			56
CORN	GER	6,600			6,600
	NORW	40,100			40,100
WHEAT	NORW	13,500			13,500
	U S A	46,806			46,806
	OTHER	62,176			62,176
FLAXSEED	OTHER	9,900			9,900
PULPWOOD	OTHER	1,030			1,030
IRON AND STEEL SCRAP	U K		10,481		10,481
NON-FERROUS MET SCRAP	OTHER	25			25
ASBESTOS UNMILLED	OTHER	3,993			3,993
VENEER AND PLYWOOD	OTHER			1	1
WOOD PULP	ITALY			75	75
	OTHER	2,531		4,970	7,501
SYNTHETIC RUBBER	OTHER		2,911		2,911
PIG IRON	GREEK	2,056			2,056
	OTHER	1,500			1,500
IRON STEEL PIPES NES	OTHER	16			16
MACHINERY	OTHER		1		1
HOUSEHOLD GOODS NES	OTHER		2	2	4

T A B L E 1. CARGOES LOADED AT CANADIAN PORTS FOR FOREIGN COUNTRIES

COUNTRY OF DESTINATION AND KIND OF CARGO	REGISTRY OF VESSEL	ATLANTIC	GREAT LAKES	PACIFIC	TOTAL
GENERAL CARGO	OTHER	996	325	1	1,322
		191,285	13,720	5,049	210,054
BAHREIN ALUMINUM BAR INGOT GENERAL CARGO	OTHER	30			30
	GER	4			4
	NETH	9			9
		43			43
CYPRUS LUMBER AND TIMBER GENERAL CARGO	ITALY			7	7
	NORW	1			1
		1		7	8
KUWAIT FISH FRESH OR FROZEN ASBESTOS UNMILLED VENEER AND PLYWOOD TEXTILE FAB MATRLS NES MACHINERY GENERAL CARGO	NETH			1	1
	NETH	117			117
	NETH			194	194
	NETH		61		61
	NORW			8	8
	GER	11			11
	NETH	166	37		203
	294	98	203	595	
BRITISH MIDDLE EAST NES WHEAT FLOUR FOOD PREPARATIONS NES GENERAL CARGO	U K	754			754
	OTHER			1	1
	U K	87			87
	GER	1			1
	OTHER	75	1	2	78
	917	1	3	921	
ETHIOPIA GENERAL CARGO	U K	1			1
		1			1
IRAN WHEAT ASBESTOS UNMILLED PAPER NES CHEMICAL PRODUCTS NES STEEL PLATE AND SHEET ZINC BAR INGOT PIG METAL FAB PRODS NES AUTOS AND CHASSIS HOUSEHOLD GOODS NES GENERAL CARGO	NORW			1,060	1,060
	NETH	630			630
	NETH		38	7	45
	NETH			46	46
	NETH		2,000		2,000
	NETH			30	30
	NETH		41		41
	NETH		110		110
	NORW			4	4
	GER	303			303
	NETH	1,714	259		1,973
		2,647	2,448	1,147	6,242
	IRAQ ASBESTOS UNMILLED VENEER AND PLYWOOD STEEL PLATE AND SHEET COPPER AND ALLOYS NES METAL FAB PRODS NES GENERAL CARGO	NETH	812		
NETH				35	35
NORW				52	52
NETH			403		403
NETH				79	79
NETH		3			3
GER		72			72
NETH	369	123		492	
	1,256	526	166	1,948	
ISRAEL FISH CANNED WHEAT BEANS AND PEAS DRIED FOOD PREPARATIONS NES RAW HIDES AND SKINS FLAXSEED SOYABEANS LOGS, ROUND TIMBER ASBESTOS UNMILLED LUMBER AND TIMBER	DENMK			3	3
	OTHER			4	4
	OTHER	30,091			30,091
	OTHER			44	44
	DENMK			14	14
	DENMK			48	48
	DENMK			874	874
	OTHER			773	773
	OTHER	22,000			22,000
	DENMK			26	26
	DENMK			101	101
	OTHER	495		404	899
	U K			252	252
	DENMK			185	185
GREEK			6,685	6,685	
ITALY			96	96	
OTHER			10,985	10,985	

T A B L E 1. CARGOES LOADED AT CANADIAN PORTS FOR FOREIGN COUNTRIES

COUNTRY OF DESTINATION AND KIND OF CARGO	REGISTRY OF VESSEL	ATLANTIC	GREAT LAKES	PACIFIC	TOTAL
NEWSPRINT PAPER	OTHER	49			49
CHEMICALS NES	OTHER	225			225
FERTILIZER	DENMK			5	5
	OTHER			5	5
SYNTHETIC RUBBER	OTHER		57		57
ALUMINUM BAR INGOT	NORW	54			54
	OTHER	76			76
ALUMINUM NES	OTHER	5			5
COPPER AND ALLOYS NES	OTHER		647		647
NON-MET MIN PRODS NES	DENMK			151	151
	OTHER			303	303
MACHINERY	DENMK			1	1
	OTHER		6	900	906
HOUSEHOLD GOODS NES	DENMK			2	2
GENERAL CARGO	DENMK			2	2
	OTHER	6,758	611		7,369
		59,753	1,321	21,863	82,937
JORDAN					
GENERAL CARGO	GER	28			28
	NETH	38	25		63
	NORW	48			48
		114	25		139
LEBANON					
IRON AND STEEL SCRAP	NORW		93		93
ASBESTOS UNMILLED	NETH	379			379
	OTHER			354	354
SULPHUR	OTHER			22,298	22,298
WASTE AND SCRAP NES	ITALY			20	20
	NETH		28		28
	OTHER			8	8
LUMBER AND TIMBER	OTHER			22	22
NEWSPRINT PAPER	NORW	35			35
	OTHER	12			12
PAPER NES	OTHER			43	43
TEXTILE FAB MATRLS NES	ITALY			1	1
STEEL PLATE AND SHEET	NETH		118		118
	NORW		28		28
ALUMINUM BAR INGOT	NETH	20			20
METAL FAB PRODS NES	NETH		14		14
MISC EQUIPMENT NES	NETH		22		22
	OTHER		4		4
HOUSEHOLD GOODS NES	ITALY			5	5
	NETH		78		78
GENERAL CARGO	U K	956	15		971
	GER	16			16
	NETH	2,425	146		2,571
	NORW	41	17		58
	OTHER	2,633		47	2,680
		6,517	563	22,798	29,878
LIBYA					
FOOD PREPARATIONS NES	ITALY	5			5
LUMBER AND TIMBER	NORW			1,190	1,190
GENERAL CARGO	GER	20			20
	ITALY	79			79
	LIBER	77	2		79
		181	2	1,190	1,373
SAUDI ARABIA					
WHEAT	U K	3,495			3,495
	GREEK	1,323	4,347		5,670
	ITALY	887			887
	NETH			3,218	3,218
	NORW			1,014	1,014
WHEAT FLOUR	GREEK	13			13
GENERAL CARGO	GER	2			2
	NETH	4,451	27		4,478
	NORW	1,927			1,927
		12,098	4,374	4,232	20,704
SUDAN					
GENERAL CARGO	U K	6			6
		6			6
TURKEY					
TEXTILE FIBRES NES	GREEK	133			133
ASBESTOS UNMILLED	OTHER	309			309

T A B L E 1. CARGOES LOADED AT CANADIAN PORTS FOR FOREIGN COUNTRIES

COUNTRY OF DESTINATION AND KIND OF CARGO	REGISTRY OF VESSEL	ATLANTIC	GREAT LAKES	PACIFIC	TOTAL
CHEMICALS NES GENERAL CARGO	OTHER	86			86
	NETH	101			101
	NORW	85			85
	U S A	1,004			1,004
	OTHER	287			287
		2,005			2,005
EGYPT					
WHEAT FLOUR	OTHER	31			31
SUGAR	U K	35			35
FOOD PREPARATIONS NES	OTHER		2		2
ASBESTOS UNMILLED	OTHER	4,644			4,644
SALT	U K	11			11
LUMBER AND TIMBER	U K	3			3
NEWSPRINT PAPER	OTHER	964			964
PAPER NES	U K	5			5
TAR PITCH AND CREOSOTE	U K	30			30
ALUMINUM BAR INGOT	OTHER	1,873			1,873
MACHINERY	OTHER		3		3
AUTOS AND CHASSIS	OTHER	1	2		3
MISC EQUIPMENT NES	U K	27			27
	GER	405			405
HOUSEHOLD GOODS NES	ITALY			8	8
GENERAL CARGO	U K	248			248
	GER	1			1
	NETH	1	2		3
	NORW	13	104		117
	OTHER	3,481			3,481
		11,773	113	8	11,894
SYRIA					
WASTE AND SCRAP NES	OTHER		17		17
GENERAL CARGO	NETH	19			19
		19	17		36
GHANA					
MALT	U K	166			166
WHEAT FLOUR	U K	63			63
	NORW	26	3,302		3,328
	LIBER		372		372
	U S A	7	3,177		3,184
	OTHER	902	9,057		9,959
ALE BEER STOUT PORTER	U K	7			7
TOBACCO	LIBER		146		146
STRUCTURAL SHAPES	OTHER		189		189
IRON AND STEEL NES	U K	2			2
METAL FAB PRODS NES	U K	30			30
NON-MET MIN PRODS NES	U K	43			43
MACHINERY	U K	12			12
MISC EQUIPMENT NES	U S A		12		12
	OTHER	611			611
HOUSEHOLD GOODS NES	NORW	1			1
GENERAL CARGO	U K	230			230
	LIBER	561			561
	U S A	46	1		47
	OTHER	407	15		422
		3,114	16,271		19,385
KENYA					
FISH FRESH DR FROZEN	NETH			2	2
ASBESTOS UNMILLED	NORW	76			76
LUMBER AND TIMBER	NETH			168	168
VENEER AND PLYWOOD	NETH			4	4
NEWSPRINT PAPER	NORW	1,034			1,034
ALUMINUM NES	NORW	38			38
HOUSEHOLD GOODS NES	NETH			7	7
GENERAL CARGO	NORW	2,314			2,314
		3,462		181	3,643
NIGERIA					
DAIRY PRODUCE EGGS NES	U K	1			1
CORN	LIBER	3,360			3,360
WHEAT	U K	5,304			5,304
	LIBER	5,181	3,920		9,101
WHEAT FLOUR	U K	35			35
	NORW	5			5
	U S A	1		5	6
	OTHER		77		77
VEGETABLE PREPS NES	U K	8			8

T A B L E 1. CARGUES LOADED AT CANADIAN PORTS FOR FOREIGN COUNTRIES

COUNTRY OF DESTINATION AND KIND OF CARGO	REGISTRY OF VESSEL	ATLANTIC	GREAT LAKES	PACIFIC	TOTAL
	U S A	3			3
DIST ALCOHOLIC BEV	U S A	2			2
NEWSPRINT PAPER	U K	222			222
	NORW	100			100
PAPERBOARD	U S A	587			587
PAPER PAPERBOARD NES	U K	5			5
TEXTILE FAB MATRLS NES	NORW	28			28
CHEMICALS NES	U K	18			18
	OTHER		7		7
STEEL PLATE AND SHEET	LIBER		122		122
	OTHER		116		116
IRON STEEL PIPES NES	NORW	175			175
	LIBER		2,017		2,017
	U S A	1,454			1,454
	OTHER		1,124		1,124
ALUMINUM BAR INGOT	U K	573			573
	U S A	529			529
	OTHER	220			220
ALUMINUM NES	U K	75			75
	U S A	640			640
	OTHER	648			648
METAL FAB PRODS NES	NORW	1			1
MACHINERY	U S A	122			122
AUTOS AND CHASSIS	U S A	1			1
RUBBER TIRES AND TUBES	OTHER	2			2
MISC EQUIPMENT NES	OTHER	1			1
HOUSEHOLD GOODS NES	U K	17			17
	U S A	5			5
GENERAL CARGO	U K	17			17
	NORW	181			181
	LIBER	2,487	2		2,489
	U S A	427	1		428
	OTHER	903	38		941
		23,338	7,429		30,767
RHODESIA AND NYASALAND LUMBER AND TIMBER	U K			192	192
	NDRW			49	49
PAPER NES	U K			41	41
MACHINERY	U K			3	3
				285	285
SIERRA LEONE WHEAT FLDUR	NORW	12,744	401		13,145
	LIBER		1,111		1,111
	U S A	336	1,177		1,513
	OTHER	4,303	2,091		6,394
FEEDS CONCENT, COMPLETE	U K	1			1
	U S A	2			2
TOBACCO	U K	27			27
MACHINERY	OTHER	570			570
HOUSEHOLD GOODS NES	U K	1			1
GENERAL CARGO	LIBER	5			5
	U S A	9			9
	OTHER	711			711
		18,709	4,780		23,489
TANGANYIKA FISH FRESH OR FROZEN	NETH			8	8
FISH CANNED	NETH			1	1
LUMBER AND TIMBER	NETH			114	114
NEWSPRINT PAPER	NORW	403			403
HOUSEHOLD GOODS NES	NETH			2	2
GENERAL CARGO	NORW	2,774			2,774
		3,177		125	3,302
UGANDA GENERAL CARGO	U K	2			2
	NORW	234			234
		236			236
REPUBLIC OF SOUTH AFRICA FISH FRESH OR FROZEN	NETH			296	296
	NORW	2		5	7
FISH SALTED OR CURED	NORW	29			29
FISH CANNED	NETH			129	129
	NORW	51		36	87
	SWEDN			4	4
OATS	U K			1,501	1,501

T A B L E 1. CARGOES LOADED AT CANADIAN PORTS FOR FOREIGN COUNTRIES

COUNTRY OF DESTINATION AND KIND OF CARGO	REGISTRY OF VESSEL	ATLANTIC	GREAT LAKES	PACIFIC	TOTAL
WHEAT	ITALY			2,024	2,024
	SWEDN			1,837	1,837
	PANAM			1,793	1,793
	U K			14,448	14,448
	GREEK			65,432	65,432
	ITALY			13,630	13,630
	NORW			560	560
APPLES	SWEDN			16,370	16,370
	NETH			79	79
POTATOES	NORW	10			10
FOOD PREPARATIONS NES	NORW	221			221
LOGS, ROUND TIMBER	NETH			1	1
NON-FERROUS MET SCRAP	NORW	2,425			2,425
ASBESTOS UNMILLED	NETH			59	59
SULPHUR	NORW	238			238
LUMBER AND TIMBER	U K			8,454	8,454
	GREEK			2,832	2,832
	ITALY			1,242	1,242
	NORW			4,094	4,094
	SWEDN			6,410	6,410
	LIBER			2,912	2,912
	PANAM			2,956	2,956
	U K			16,241	16,241
	GREEK			8,373	8,373
	ITALY			4,873	4,873
	NETH			2,823	2,823
	NORW			25,115	25,115
	SWEDN			10,526	10,526
SAWMILL PRODUCTS NES	LIBER			4,367	4,367
	PANAM			2,775	2,775
	U K			88	88
	GREEK			10	10
	NETH			3	3
	NORW	28		39	67
	SWEDN			7	7
	LIBER			50	50
	PANAM			14	14
	U K			38	38
VENEER AND PLYWOOD	ITALY			4,605	4,605
	NETH			10	10
	NORW			39	39
	LIBER			206	206
	NETH			489	489
WOOD PULP	NORW	1,192			1,192
NEWSPRINT PAPER	U K			550	550
	NETH			611	611
PAPER NES	NORW	39,141			39,141
	U K			260	260
	NETH			743	743
	NORW			750	750
	SWEDN			25	25
PAPERBOARD	LIBER			154	154
	ITALY			25	25
	NETH			20	20
TEXTILE FAB MATRLS NES	NORW	2			2
ANIMAL OILS AND FATS	NETH			2,376	2,376
CHEMICALS NES	NORW			279	279
	NETH			1	1
CHEMICAL PRODUCTS NES	NORW	122			122
	ITALY			3	3
IRON STEEL PIPES NES	NORW			13	13
	SWEDN			4	4
	NETH			1	1
	U K			527	527
ALUMINUM BAR INGOT	ITALY			1,982	1,982
	NETH			5,788	5,788
	NORW	3,258		1,030	4,288
	SWEDN			1,611	1,611
	PANAM			696	696
ALUMINUM NES	NETH			1,469	1,469
	NORW	627		99	726
METAL FAB PRODS NES	NORW			9	9
	SWEDN			2	2
	LIBER			14	14
MACHINERY	NETH			22	22
	NORW			1	1
MISC EQUIPMENT NES	NETH			2	2
	NORW			1	1

T A B L E 1. CARGOES LOADED AT CANADIAN PORTS FOR FOREIGN COUNTRIES

COUNTRY OF DESTINATION AND KIND OF CARGO	REGISTRY OF VESSEL	ATLANTIC	GREAT LAKES	PACIFIC	TOTAL
HOUSEHOLD GOODS NES	ITALY			16	16
	NETH			180	180
	NORW			1	1
MISC PRODUCTS NES	NORW	13			13
	SWEDN			3	3
GENERAL CARGO	U K	340			340
	NETH			1	1
	NORW	49,250			49,250
		96,949		247,115	344,064
BRITISH AFRICA NES					
WHEAT FLOUR	NORW		248		248
LUMBER AND TIMBER	NORW			1,044	1,044
	SWEDN			2,589	2,589
	PANAM			2,232	2,232
GENERAL CARGO	U K	464			464
	NORW	1			1
		465	248	5,865	6,578
ALGERIA					
ASBESTOS UNMILLED	ITALY	271			271
GENERAL CARGO	U K	300			300
	ITALY	217			217
	LIBER	101			101
	OTHER	31			31
		920			920
ANGOLA					
GENERAL CARGO	NORW	1			1
	LIBER	7			7
		8			8
IVORY COAST					
MALI	OTHER	2,460			2,460
WHEAT FLOUR	U K	88			88
	U S A	29	30		59
VEGETABLE PREPS NES	U K	8			8
ASBESTOS UNMILLED	U K	10			10
ALUMINUM BAR INGOT	U K	35			35
HOUSEHOLD GOODS NES	U K	35			35
GENERAL CARGO	U K	17			17
	LIBER	1			1
	U S A	3			3
		2,686	30		2,716
GABON					
HOUSEHOLD GOODS NES	U K	3			3
		3			3
FRENCH WEST AFRICA					
MILK POWDER	OTHER		20		20
WHEAT FLOUR	NORW	59			59
	U S A	191			191
CHEMICAL PRODUCTS NES	OTHER		773		773
	NORW	67			67
	OTHER	67			67
METAL FAB PRODS NES	U S A	1			1
MISC FAB MATERIALS NES	U S A	2			2
CONTAINERS EMPTY	U S A	29			29
GENERAL CARGO	NORW	216			216
	U S A	2			2
	OTHER	599	10		609
		1,233	803		2,036
FRENCH AFRICA NES					
FISH, MARINE ANIMAL NES	U S A	2			2
GENERAL CARGO	U K	3			3
	NORW	2			2
		7			7
GUINEA					
WHEAT FLOUR	NORW	319			319
		319			319
LIBERIA					
WHEAT FLOUR	U K	20			20
	NORW	147	79		226
	U S A	62	96		158
	OTHER		111		111

T A B L E 1. CARGOES LOADED AT CANADIAN PORTS FOR FOREIGN COUNTRIES

COUNTRY OF DESTINATION AND KIND OF CARGO	REGISTRY OF VESSEL	ATLANTIC	GREAT LAKES	PACIFIC	TOTAL
VEGETABLE PREPS NES	U K	1			1
	U S A	2			2
FERTILIZER	U S A	201			201
CHEMICAL PRODUCTS NES	U S A	208			208
METAL FAB PRODS NES	U S A	32			32
MISC FAB MATERIALS NES	U S A	4			4
MISC EQUIPMENT NES	NORW	27			27
	U S A	1			1
HOUSEHOLD GOODS NES	U S A		1		1
CONTAINERS NES	U S A	25			25
MISC PRODUCTS NES	U S A	86			86
GENERAL CARGO	U K	420			420
	U S A	22	1		23
	OTHER	329	3		332
		1,587	291		1,878
MOROCCO					
ASBESTOS UNMILLED	U K	757			757
ALUMINUM BAR INGOT	NORW	550			550
GENERAL CARGO	U K	18			18
	ITALY	7	6		13
	NETH	5	3		8
	NORW	55	12		67
	LIBER		10		10
		1,392	31		1,423
MOZAMBIQUE					
FISH FRESH OR FROZEN	NETH			45	45
	NORW	2			2
FISH SALTED OR CURED	NORW	1			1
FISH CANNED	NETH			9	9
	NORW	2		4	6
WHEAT	GREEK			4,675	4,675
	LIBER			560	560
LOGS, ROUND TIMBER	NORW	508			508
SULPHUR	NORW			11,112	11,112
LUMBER AND TIMBER	U K			17,094	17,094
	GREEK			2,401	2,401
	NETH			266	266
	NORW			11,954	11,954
	SWEDN			5,853	5,853
	LIBER			9,341	9,341
	PANAM			1,677	1,677
SAWMILL PRODUCTS NES	NETH			18	18
VENEER AND PLYWOOD	U K			23	23
	NETH			29	29
	NORW			15	15
WOOD PULP	NETH			83	83
	NORW	1,759			1,759
NEWSPRINT PAPER	NETH			100	100
	NORW	13,076			13,076
PAPER NES	NETH			81	81
	NORW			20	20
ANIMAL OILS AND FATS	NORW	236			236
CHEMICALS NES	NETH			18	18
CHEMICAL PRODUCTS NES	NORW	23			23
ALUMINUM NES	NORW	111			111
MACHINERY	NETH			17	17
	NORW			1	1
HOUSEHOLD GOODS NES	NETH			72	72
MISC PRODUCTS NES	NETH			4	4
GENERAL CARGO	NORW	13,457			13,457
		29,175		65,472	94,647
SPANISH AFRICA					
CORN	OTHER	13,000			13,000
WHEAT	OTHER	26,400			26,400
		39,400			39,400
TUNISIA					
SULPHUR	GREEK			13,104	13,104
GENERAL CARGO	U S A	1			1
		1		13,104	13,105
OTHER AFRICA					
WHEAT FLOUR	U S A		59		59
COFFEE	U S A		1		1
GENERAL CARGO	LIBER	1			1
		1	60		61

TABLE 1. CARGOES LOADED AT CANADIAN PORTS FOR FOREIGN COUNTRIES

COUNTRY OF DESTINATION AND KIND OF CARGO	REGISTRY OF VESSEL	ATLANTIC	GREAT LAKES	PACIFIC	TOTAL
CEYLON					
MILK POWDER	U K	10			10
MALT	U K	75			75
WHEAT FLOUR	U K	573			573
	LIBER			9,911	9,911
	PANAM			9,572	9,572
CEREALS MILLED NES	NETH			1	1
ASBESTOS UNMILLED	U K	2,944			2,944
NEWSPRINT PAPER	U K	1,599			1,599
TEXTILE FAB MATRLS NES	U K	16			16
CHEMICALS NES	U K	33			33
CHEMICAL PRODUCTS NES	U K	77			77
	LIBER			105	105
ASPHALT	LIBER			97	97
PETROL, COAL PRODS NES	LIBER			3	3
ALUMINUM BAR INGOT	U K	336			336
COPPER AND ALLOYS NES	U K	1			1
METAL FAB PRODS NES	U K	3			3
CEMENT	LIBER			8,400	8,400
MACHINERY	LIBER			951	951
AUTOS AND CHASSIS	U K	2			2
TRUCKS AND CHASSIS	U K	2			2
GENERAL CARGO	U K	124			124
	LIBER			31	31
		5,795		29,071	34,866
HONG KONG					
MEAT FRESH OR FROZEN	NORW			71	71
	U S A			76	76
FISH FRESH OR FROZEN	NETH			1	1
	NORW			23	23
	U S A			100	100
FISH SALTED OR CURED	NORW			2	2
	U S A			171	171
FISH CANNED	NORW			3	3
FISH, MARINE ANIMAL NES	NORW			2	2
	U S A			1	1
MILK POWDER	U S A			57	57
DAIRY PRODUCE EGGS NES	NORW			183	183
	U S A			900	900
OATS	NORW			18	18
	U S A			39	39
WHEAT	NORW			16,121	16,121
	OTHER			1,316	1,316
MALT	NETH			111	111
	NORW			664	664
	U S A			222	222
WHEAT FLOUR	OTHER			140	140
	U K			100	100
	NETH			985	985
	NORW			8,598	8,598
	JAPAN			1,905	1,905
	U S A			5,938	5,938
	OTHER			1,451	1,451
CEREALS MILLED NES	NETH			39	39
	NORW			133	133
	JAPAN			61	61
	U S A			79	79
	OTHER			2	2
APPLES	NORW			35	35
	U S A			126	126
	OTHER			136	136
FRUIT PREPARATIONS NES	U S A			12	12
FOOD PREPARATIONS NES	U S A			60	60
DIST ALCOHOLIC BEV	NETH			11	11
	NORW			9	9
	U S A			30	30
RAW HIDES AND SKINS	NORW			3	3
CRUDE ANIMAL PRODUCTS	NORW			63	63
	U S A			20	20
CRUDE VEG MATERIAL NES	NORW			102	102
	U S A			25	25
IRON AND STEEL SCRAP	U S A			315	315
NON-FERROUS MET SCRAP	OTHER	18			18
ASBESTOS UNMILLED	OENMK	10			10
	JAPAN	2			2
	OTHER	18			18
SULPHUR	NORW			1,160	1,160

T A B L E 1. CARGOES LOADED AT CANADIAN PORTS FOR FOREIGN COUNTRIES

COUNTRY OF DESTINATION AND KIND OF CARGO	REGISTRY OF VESSEL	ATLANTIC	GREAT LAKES	PACIFIC	TOTAL
NON-MET MIN CRUDE NES	NORW			8	8
WASTE AND SCRAP NES	NORW			14	14
	JAPAN			10	10
LEATHER	U S A			6	6
LUMBER AND TIMBER	NORW			601	601
NEWSPRINT PAPER	DENMK	3,163			3,163
	NORW	280		251	531
	JAPAN			1,150	1,150
	U S A			476	476
	OTHER	982		1,156	2,138
PAPER NES	NETH			173	173
	NORW			101	101
	JAPAN			83	83
	U S A			70	70
	OTHER			75	75
PAPER PAPERBOARD NES	NORW			18	18
	JAPAN			15	15
	OTHER			96	96
TEXTILE FAB MATRLS NES	NORW			1	1
	U S A			20	20
CHEMICALS NES	NORW			5	5
	OTHER	89			89
SYNTHETIC RUBBER	JAPAN		378		378
	U S A			68	68
CHEMICAL PRODUCTS NES	NETH			85	85
	NORW			1,649	1,649
	JAPAN		3,351	340	3,691
	U S A			2,853	2,853
	OTHER			993	993
ALUMINUM BAR INGOT	U K			810	810
	NORW			4,535	4,535
	JAPAN			507	507
	U S A			2,058	2,058
COPPER AND ALLOYS NES	NORW			36	36
	JAPAN			3	3
METAL FAB PRODS NES	NORW			37	37
NON-MET MIN PRODS NES	NORW			2	2
MACHINERY	NORW			30	30
AUTOS AND CHASSIS	U K			16	16
	NORW			23	23
	U S A			29	29
	OTHER			26	26
MOTOR VEH PARTS NES	NORW			3	3
HOUSEHOLD GOODS NES	NORW			49	49
	OTHER			3	3
CONTAINERS NES	NORW			28	28
MISC PRODUCTS NES	NORW			4	4
GENERAL CARGO	U K	115		248	363
	DENMK	11,053			11,053
	GER	573			573
	NORW	594		97	691
	LIBER	962			962
	JAPAN	2,979	2,859		5,838
	U S A			357	357
	OTHER	2,500		1	2,501
		23,338	6,588	60,838	90,764
INDIA					
FISH, MARINE ANIMAL NES	OTHER			15	15
WHEAT	GREEK	43,168		21,641	64,809
	NORW	14,700			14,700
	LIBER	40,912			40,912
	PANAM	22,000			22,000
	OTHER	21,160			21,160
FOOD PREPARATIONS NES	U K	56			56
RAW HIDES AND SKINS	U S A			4	4
RAPESEED	OTHER			2,822	2,822
TEXTILE FIBRES NES	U K	12			12
	U S A	94			94
IRON AND STEEL SCRAP	U S A			22	22
NON-FERROUS MET SCRAP	NETH			6	6
	U S A			37	37
	OTHER			99	99
ASBESTOS UNMILLED	U K	8,106			8,106
	DENMK	194			194
	NETH			297	297
	NORW			585	585
	U S A	902		202	1,104
	OTHER	1,892		2,991	4,883

TABLE 1. CARGOES LOADED AT CANADIAN PORTS FOR FOREIGN COUNTRIES

COUNTRY OF DESTINATION AND KIND OF CARGO	REGISTRY OF VESSEL	ATLANTIC	GREAT LAKES	PACIFIC	TOTAL
CLAY MATERIALS NES	U K	21			21
SULPHUR	OTHER			5,947	5,947
WASTE AND SCRAP NES	U K	40			40
	NETH			42	42
	NORW			20	20
LUMBER AND TIMBER	U K	86			86
WOOD PULP	U K	13,461			13,461
	NETH			319	319
	U S A			750	750
	OTHER			2,170	2,170
NEWSPRINT PAPER	U K	14,489			14,489
	OTHER	4,500			4,500
CHEMICALS NES	U K	693			693
	NETH			26	26
	NORW			8	8
	OTHER			107	107
SYNTHETIC RUBBER	U K	997			997
	OTHER		240		240
CHEMICAL PRODUCTS NES	U K	76			76
	U S A			206	206
	OTHER			23	23
TAR PITCH AND CREOSOTE	U K	90			90
FERRO-ALLOYS	U K	4			4
IRON STEEL INGOT SLAB	OTHER	10,890			10,890
STEEL BAR AND ROD	U K	71			71
STEEL PLATE AND SHEET	U K	80			80
STRUCTURAL SHAPES	U K	43			43
	OTHER	25		313	338
IRON STEEL PIPES NES	U K	164			164
	OTHER			959	959
IRON AND STEEL NES	U K	490			490
ALUMINUM BAR INGOT	U K	6,874			6,874
	OTHER	1,169			1,169
ALUMINUM NES	U K	855			855
COPPER UNALLOYED	U K	985			985
COPPER AND ALLOYS NES	U K	9			9
	NETH			46	46
LEAD BAR INGOT PIG	NETH			586	586
	OTHER			7,874	7,874
NICKEL AND ALLOYS	U K	332			332
	NETH			22	22
	NORW			5	5
	U S A			30	30
	OTHER			98	98
ZINC BAR INGOT PIG	U K	2,054			2,054
	NETH			557	557
	OTHER			10,817	10,817
NON-FERROUS METALS NES	U K	6			6
	OTHER			98	98
METAL FAB PRODS NES	OTHER			2	2
MISC FAB MATERIALS NES	U K	76			76
MACHINERY	U K	2,254			2,254
	OTHER		88	349	437
RAILWAY ROLLING STOCK	U K	994			994
AUTOS AND CHASSIS	U K	24			24
	OTHER			1	1
TRUCKS AND CHASSIS	OTHER			23	23
MOTOR VEH PARTS NES	U K	488			488
MISC EQUIPMENT NES	U K	19			19
	OTHER			9	9
HOUSEHOLD GOODS NES	NETH			4	4
	NORW			1	1
	OTHER			5	5
FIREARMS, AMMUNITION	OTHER	52			52
CONTAINERS EMPTY	U K	11			11
	OTHER			42	42
MISC PRODUCTS NES	OTHER			2	2
GENERAL CARGO	U K	1,952			1,952
	GREEK	2			2
	NETH	11			11
	NORW			1	1
	U S A	260		43	303
	OTHER	24,864	197	5	25,066
		242,707	525	60,231	303,463
MALAYA AND SINGAPORE					
MEAT AND MEAT PREP NES	NORW			1	1
FISH FRESH OR FROZEN	NETH			12	12
	NORW			36	36

T A B L E 1. CARGES LOADED AT CANADIAN PORTS FOR FOREIGN COUNTRIES

COUNTRY OF DESTINATION AND KIND OF CARGO	REGISTRY OF VESSEL	ATLANTIC	GREAT LAKES	PACIFIC	TOTAL
FISH CANNED	NETH			4	4
	NORW			17	17
	JAPAN			2	2
	U S A	15			15
DAIRY PRODUCE EGGS NES	NDRW			7	7
DATS	NORW			188	188
WHEAT	NORW			10,838	10,838
	JAPAN			6,721	6,721
WHEAT FLOUR	NETH			1,589	1,589
	NORW			5,667	5,667
	JAPAN			1,952	1,952
	U S A			318	318
CEREALS MILLED NES	NETH			61	61
	NORW			221	221
	JAPAN			56	56
	U S A			43	43
APPLES	NORW			9	9
VEGETABLE PREPS NES	NORW			7	7
FOOD PREPARATIONS NES	NETH			3	3
	NORW			7	7
	JAPAN			3	3
DIST ALCOHOLIC BEV	NORW			3	3
	JAPAN			3	3
	U S A	4			4
CRUDE VEG MATERIAL NES	NORW			2	2
ASBESTOS UNMILLED	DENMK	3,702			3,702
	NORW			373	373
WASTE AND SCRAP NES	NORW			37	37
LUMBER AND TIMBER	NETH			20	20
	NORW			1	1
VENEER AND PLYWOOD	NORW			2	2
WOOD FAB MATERIALS NES	NETH		35		35
WOOD PULP	NORW			27	27
NEWSPRINT PAPER	DENMK	2,096			2,096
	NETH	880		166	1,046
	NORW	1,906		1,159	3,065
CHEMICALS NES	DENMK	15			15
	NETH		386		386
	NORW			43	43
CHEMICAL PRODUCTS NES	DENMK	24			24
	NETH			2	2
STEEL PLATE AND SHEET	JAPAN	66			66
IRON STEEL PIPES NES	NORW			2	2
ALUMINUM BAR INGOT	NETH	24		249	273
	NORW			303	303
COPPER AND ALLOYS NES	DENMK	2			2
	NETH			17	17
	NORW			25	25
	JAPAN			1	1
LEAD BAR INGOT PIG	NORW			324	324
NICKEL AND ALLOYS	NORW			7	7
ZINC BAR INGOT PIG	NORW			143	143
METAL FAB PRODS NES	NETH		16		16
NON-MET MIN PRODS NES	U S A	1			1
MISC FAB MATERIALS NES	U S A	17			17
MACHINERY	DENMK	1			1
	NETH		54		54
	NORW			1	1
	JAPAN			2	2
	U S A	11			11
MOTOR VEH PARTS NES	U S A	16			16
HOUSEHOLD GOODS NES	NETH			3	3
	NORW			18	18
	JAPAN			1	1
	U S A	4			4
MISC PRODUCTS NES	NETH			1	1
GENERAL CARGO	DENMK	448			448
	NETH	352	20		372
	NORW			13	13
	JAPAN	218	263		481
	U S A	17		32	49
		9,819	774	30,742	41,335
PAKISTAN					
WHEAT	NORW			10,650	10,650
RAPESEED	NORW			26,208	26,208
TEXTILE FIBRES NES	U K	1			1
ASBESTOS UNMILLED	U K	1,591			1,591
	NETH	300			300

T A B L E 1. CARGOES LOADED AT CANADIAN PORTS FOR FOREIGN COUNTRIES

COUNTRY OF DESTINATION AND KIND OF CARGO	REGISTRY OF VESSEL	ATLANTIC	GREAT LAKES	PACIFIC	TOTAL
CLAY MATERIALS NES	U K	16			16
SULPHUR	LIBER			4,480	4,480
	JAPAN			13,179	13,179
WASTE AND SCRAP NES	U K	2			2
LUMBER AND TIMBER	NETH			5	5
VENEER AND PLYWOOD	NETH			10	10
	NORW			11	11
WOOD PULP	U K	8,580			8,580
	GREEK			2,000	2,000
	NETH			225	225
	U S A			5,178	5,178
	OTHER			2,346	2,346
NEWSPRINT PAPER	U K	2,728			2,728
PAPER NES	NORW			4	4
CHEMICALS NES	U K	17			17
	OTHER			10	10
FERTILIZER	GREEK			15,477	15,477
	LIBER			6,014	6,014
SYNTHETIC RUBBER	U K	469			469
CHEMICAL PRODUCTS NES	U K	55			55
STEEL BAR AND ROD	U K	146			146
STEEL PLATE AND SHEET	U K	242			242
STRUCTURAL SHAPES	U K	3,033			3,033
	NETH			201	201
IRON STEEL PIPES NES	U K	129			129
IRON AND STEEL NES	U K	15			15
	NETH			13	13
ALUMINUM BAR INGOT	U K	3,728			3,728
	NETH			12	12
ALUMINUM NES	U K	982			982
COPPER UNALLOYED	U K	2,122			2,122
COPPER ALLOYED	U K	55			55
COPPER AND ALLOYS NES	U K	1,280			1,280
LEAD BAR INGOT PIG	NORW			22	22
	OTHER			56	56
NICKEL AND ALLOYS	U K	83			83
ZINC BAR INGOT PIG	OTHER			1	1
NON-FERROUS METALS NES	U K	2			2
METAL FAB PRODS NES	U K	178			178
	NETH			14	14
	OTHER			10	10
MISC FAB MATERIALS NES	U K	318			318
MACHINERY	U K	2,391			2,391
AUTOS AND CHASSIS	U K	29			29
	NETH			1	1
	NORW			1	1
TRUCKS AND CHASSIS	U K	554			554
MOTOR VEH PARTS NES	U K	9			9
MISC VEH AND PARTS NES	U K	75			75
	NETH			27	27
MISC EQUIPMENT NES	U K	123			123
HOUSEHOLD GOODS NES	U K	138			138
	NETH			11	11
	NORW			4	4
MISC PRODUCTS NES	U K	2			2
	U S A			251	251
GENERAL CARGO	U K	2,229			2,229
	U S A			19	19
	OTHER	52	5		57
		31,675	5	86,439	118,119
BRITISH EAST INDIES NES					
WHEAT FLOUR	NORW			2	2
MACHINERY	NORW			1	1
				3	3
HURMA					
WHEAT FLOUR	U K	3,482			3,482
ASBESTOS UNMILLED	OTHER	513			513
STRUCTURAL SHAPES	U K	8			8
	NORW			45	45
IRON STEEL PIPES NES	U K	18			18
IRON AND STEEL NES	U K	1			1
	NORW			3	3
MOTOR VEH PARTS NES	U K	4			4
HOUSEHOLD GOODS NES	NORW			2	2
	U S A			1	1
GENERAL CARGO	U K	41			41
	JAPAN		2		2
		4,067	2	51	4,120

T A B L E 1. CARGOES LOADED AT CANADIAN PORTS FOR FOREIGN COUNTRIES

COUNTRY OF DESTINATION AND KIND OF CARGO	REGISTRY OF VESSEL	ATLANTIC	GREAT LAKES	PACIFIC	TOTAL
CHINA COMMUNIST BARLEY	U K			115,860	115,860
	GREEK			189,189	189,189
	NETH			34,294	34,294
	NORW			23,928	23,928
WHEAT	U K			113,100	113,100
	GER			57,138	57,138
	GREEK			716,484	716,484
	ITALY			20,000	20,000
	NETH			303,983	303,983
	NORW			314,416	314,416
	SWEON			23,000	23,000
	LIBER			22,960	22,960
	JAPAN			13,400	13,400
	OTHER			121,483	121,483
GENERAL CARGO	JAPAN	29			29
		29		2,069,235	2,069,264
INDONESIA					
SULPHUR	NORW			1,367	1,367
STRUCTURAL SHAPES	NORW			7	7
METAL FAB PROOS NES	U S A	2			2
MACHINERY	NETH			14	14
AUTOS AND CHASSIS	U S A	2			2
MISC VEH AND PARTS NES	NORW			102	102
	U S A	3			3
HOUSEHOLD GOODS NES	U S A	5			5
MISC PRODUCTS NES	U S A	1			1
GENERAL CARGO	OENMK	3,379			3,379
	NETH	4			6
		3,396	2	1,490	4,888
JAPAN					
CATTLE	NORW			5	5
MEAT FRESH OR FROZEN	JAPAN			60	60
	U S A			18	18
MEAT AND MEAT PREP NES	U S A			78	78
FISH FRESH OR FROZEN	JAPAN			5	5
FISH, MARINE ANIMAL NES	JAPAN			1,735	1,735
	U S A			23	23
DAIRY PRODUCE EGGS NES	JAPAN			48	48
BARLEY	GREEK			59,041	59,041
	LIBER			14,560	14,560
RYE	LIBER			21,804	21,804
	OTHER			2,283	2,283
WHEAT	U K			46,894	46,894
	GREEK			431,613	431,613
	NETH			45,393	45,393
	NORW			102,948	102,948
	LIBER			528,208	528,208
	JAPAN			249,581	249,581
	PANAM			27,788	27,788
	OTHER			13,187	13,187
MALT	JAPAN			881	881
	U S A			620	620
WHEAT FLOUR	JAPAN			626	626
	U S A			496	496
CEREALS MILLEO NES	JAPAN			25	25
	U S A			2	2
VEG, FRESH, FROZEN NES	JAPAN			25	25
VEGETABLE PREPS NES	U S A			22	22
COFFEE	U S A			2	2
FOOD PREPARATIONS NES	JAPAN			23	23
	U S A			11	11
HULLS SCREENINGS CHAFF	GREEK			2,083	2,083
	NETH			3,192	3,192
	LIBER			3,812	3,812
	JAPAN			4,151	4,151
BRAN SHORTS MIOLINGS	NETH			884	884
	NORW			1,334	1,334
	LIBER			1,901	1,901
	JAPAN			7,955	7,955
	U S A			634	634
	OTHER			574	574
FEEOS OF ANIMAL ORIGIN	JAPAN			410	410
FEEOS CONCENT, COMPLETE	GREEK			2,887	2,887
	ITALY			560	560
	NETH			6,089	6,089

T A B L E 1. CARGOES LOADED AT CANADIAN PORTS FOR FOREIGN COUNTRIES

COUNTRY OF DESTINATION AND KIND OF CARGO	REGISTRY OF VESSEL	ATLANTIC	GREAT LAKES	PACIFIC	TOTAL
	NORW			3,967	3,967
	LIBER			23,382	23,382
	JAPAN			13,362	13,362
	U S A			4,201	4,201
	OTHER			17,728	17,728
DIST ALCOHOLIC BEV	NORW			3	3
	JAPAN			10	10
	U S A			9	9
RAW HIDES AND SKINS	NETH			22	22
	JAPAN	18		972	990
	U S A			179	179
CRUDE ANIMAL PRODUCTS	U S A			15	15
SEEDS FOR SOWING NES	JAPAN			170	170
	U S A			23	23
FLAXSEED	U K			3,378	3,378
	GREEK			6,523	6,523
	ITALY			3,584	3,584
	NETH			19,576	19,576
	NORW			6,782	6,782
	LIBER			33,897	33,897
	OTHER			26,897	26,897
MUSTARD SEED	NETH			807	807
	LIBER			2,331	2,331
	JAPAN			20	20
	OTHER			673	673
RAPESEED	U K			1,485	1,485
	GREEK			5,578	5,578
	ITALY			560	560
	NETH			11,751	11,751
	NORW			4,184	4,184
	LIBER			27,679	27,679
	OTHER			7,052	7,052
SOYABEANS	U K	16,229			16,229
	DENMK	1,000			1,000
	GREEK	12,966			12,966
	NETH	12,768			12,768
	NORW	16,184			16,184
	LIBER	14,000			14,000
	JAPAN	3,377			3,377
	OTHER	21,430			21,430
CRUDE VEG MATERIAL NES	DENMK	10			10
LOGS, ROUND TIMBER	U K			2,500	2,500
	JAPAN			162,337	162,337
	U S A			3,808	3,808
	OTHER			3,518	3,518
PULPHOOD	JAPAN			5,634	5,634
COPPER ORE AND CONC	NORW			4,000	4,000
	SWEDN			8,960	8,960
	JAPAN	43,412		154,385	197,797
IRON ORE AND CONC	GREEK			21,000	21,000
	NORW			93,489	93,489
	SWEDN			13,100	13,100
	LIBER			114,907	114,907
	JAPAN			1,649,597	1,649,597
	OTHER			41,600	41,600
LEAD ORE AND CONC	JAPAN	7,793		767	8,560
	U S A			709	709
NICKEL ORE AND CONC	JAPAN			16,697	16,697
ZINC ORE AND CONC	JAPAN	33,511		1,319	34,830
MET ORES AND CONC NES	DENMK	6,834			6,834
	GREEK			220	220
	JAPAN	13,472		13,569	27,041
	U S A			49	49
IRON AND STEEL SCRAP	GREEK	8,646	18,820		27,466
	NORW	3,004	14,003		17,007
	LIBER	33,609	19,470		53,079
	JAPAN	53	100	108	261
	PANAM	1,892	21,725		23,617
	U S A			1,502	1,502
	OTHER	29,633	18,752		48,385
NON-FERROUS MET SCRAP	DENMK	421			421
	LIBER	94			94
	JAPAN	315		835	1,150
	U S A			2,622	2,622
	OTHER	14,959		24	14,983
SLAG DROSS BY-PRODUCTS	JAPAN			7	7
COAL BITUMINOUS	U K			37,000	37,000
	GREEK			52,248	52,248
	NETH			5,600	5,600

T A B L E 1. CARGOES LOADED AT CANADIAN PORTS FOR FOREIGN COUNTRIES

COUNTRY OF DESTINATION AND KIND OF CARGO	REGISTRY OF VESSEL	ATLANTIC	GREAT LAKES	PACIFIC	TOTAL
	NORW			171,175	171,175
	LIBER			54,603	54,603
	JAPAN			476,385	476,385
	PANAM			12,432	12,432
	OTHER			35,310	35,310
ASBESTOS UNMILLED	DENMK	18,213			18,213
	JAPAN	42,761		4,008	46,769
	U S A			56	56
	OTHER	996			996
CLAY MATERIALS NES	NETH			65	65
SULPHUR	DENMK			6,000	6,000
	GREEK			6,635	6,635
	NORW			15,625	15,625
WASTE AND SCRAP NES	JAPAN			3,744	3,744
LEATHER	JAPAN			4	4
RUBBER FAB MATERIALS	JAPAN			29	29
LUMBER AND TIMBER	U K			61,522	61,522
	GREEK			66,592	66,592
	NETH			12,408	12,408
	NORW			116,931	116,931
	SWEDN			30,146	30,146
	LIBER			53,980	53,980
	JAPAN			8,485	8,485
	OTHER			38,668	38,668
VENEER AND PLYWOOD	NORW			17	17
	JAPAN			13	13
	OTHER			8	8
WOOD PULP	U K			3,419	3,419
	DENMK	342			342
	GREEK			6,252	6,252
	NETH			1,757	1,757
	NORW			2,738	2,738
	LIBER			7,391	7,391
	JAPAN	133		129,510	129,643
	U S A			11,352	11,352
	OTHER	152		15,981	16,133
NEWSPRINT PAPER	DENMK	7,761		4,714	12,475
	ITALY	1,533			1,533
	NETH			326	326
	NORW			3,424	3,424
	JAPAN	15,853		33,003	48,856
	U S A			4,067	4,067
	OTHER	67		1,098	1,165
PAPER NES	JAPAN			33	33
TEXTILE FAB MATRLS NES	JAPAN			162	162
	U S A			8	8
ANIMAL OILS AND FATS	JAPAN			11,667	11,667
	U S A			61	61
	OTHER			276	276
OILS FATS WAXES NES	JAPAN	30		480	510
CHEMICALS NES	GREEK			2,460	2,460
	JAPAN		26	629	655
	U S A			131	131
	OTHER	7			7
FERTILIZER	U K			25,648	25,648
	NETH			14,472	14,472
	NORW			28,284	28,284
	LIBER			10,472	10,472
	JAPAN			210,623	210,623
	OTHER			31,652	31,652
SYNTHETIC RUBBER	ITALY		1,044		1,044
	JAPAN		4,856		4,856
	OTHER	35			35
CHEMICAL PRODUCTS NES	DENMK	30			30
	JAPAN		32	287	319
	U S A			134	134
	U S A			1	1
LUBRICATING OIL, GREASE	JAPAN			5,029	5,029
COKE	JAPAN				
TAR PITCH AND CREOSOTE	JAPAN	107			107
PETROL, COAL PRODS NES	U S A			16	16
STEEL BAR AND ROD	JAPAN			139	139
STEEL PLATE AND SHEET	JAPAN			30	30
STRUCTURAL SHAPES	U S A			8	8
IRON STEEL PIPES NES	JAPAN			1,199	1,199
	U S A			25	25
IRON AND STEEL NES	JAPAN			246	246
	U S A			6	6
ALUMINUM BAR INGOT	U K			899	899
	DENMK	975			975

T A B L E 1. CARGOES LOADED AT CANADIAN PORTS FOR FOREIGN COUNTRIES

COUNTRY OF DESTINATION AND KIND OF CARGO	REGISTRY OF VESSEL	ATLANTIC	GREAT LAKES	PACIFIC	TOTAL
	GER			842	842
	NDRW			5,976	5,976
	JAPAN	1,236		9,538	10,774
	U S A			4,222	4,222
ALUMINUM NES	DENMK	1			1
COPPER AND ALLOYS NES	JAPAN			3	3
	U S A			25	25
LEAD BAR INGOT PIG	NORW			1,287	1,287
	JAPAN			3,423	3,423
	U S A			2,462	2,462
NICKEL AND ALLDYS	NORW			25	25
	JAPAN			64	64
	U S A			27	27
ZINC BAR INGOT PIG	NDRW			220	220
	JAPAN			1,156	1,156
	U S A			3,709	3,709
	OTHER	5			5
NON-FERROUS METALS NES	JAPAN			266	266
METAL FAB PRODS NES	JAPAN			115	115
NON-MET MIN PRODS NES	JAPAN	49		453	502
	U S A			6	6
MACHINERY	JAPAN			141	141
	U S A			4	4
AUTOS AND CHASSIS	U S A			4	4
MISC VEH AND PARTS NES	JAPAN			2	2
MISC EQUIPMENT NES	JAPAN			1	1
HOUSEHOLD GOODS NES	JAPAN			29	29
	U S A			19	19
CONTAINERS EMPTY	JAPAN	5		12	17
MISC PRODUCTS NES	JAPAN			2	2
	U S A			4	4
GENERAL CARGO	U K			6,069	6,069
	OENMK	18,830			18,830
	NETH			1	1
	NDRW	1,130			1,130
	LIBER	443			443
	JAPAN	28,533	7,599	5,200	41,332
	U S A			382	382
	OTHER	2,697		2	2,699
		437,554	106,427	6,014,023	6,558,004
KOREA					
BARLEY	U S A			1,187	1,187
MALT	NORW			183	183
	U S A			709	709
WHEAT FLOUR	NDRW	3,085			3,085
DIST ALCOHOLIC BEV	U S A			6	6
ASBESTOS UNMILLED	JAPAN	15			15
WASTE AND SCRAP NES	U S A			292	292
WDDD PULP	DENMK	1,926			1,926
	NORW	1,095			1,095
NEWSPRINT PAPER	DENMK	40			40
	NDRW	2,559			2,559
	U S A			4,587	4,587
	OTHER	768			768
PAPER PAPERBOARD NES	U S A			25	25
CHEMICAL PRODUCTS NES	U S A			35	35
IRON STEEL PIPES NES	U S A			31	31
HOUSEHOLD GOODS NES	JAPAN	1			1
	U S A			39	39
GENERAL CARGO	DENMK	55			55
	JAPAN	29	29		58
	U S A			7	7
		9,573	29	7,101	16,703
PHILIPPINES					
FISH SALTED DR CURED	NORW			5	5
OATS	NDRW			45	45
	U S A			284	284
WHEAT	U K			18,008	18,008
	GREEK			91,667	91,667
	NETH			5,300	5,300
	NORW			32,103	32,103
	LIBER			57,936	57,936
	OTHER			27,970	27,970
MALT	NORW			6,191	6,191
	U S A			1,000	1,000
	OTHER			3,226	3,226
WHEAT FLOUR	NDRW			443	443

T A B L E 1. CARGOES LOADED AT CANADIAN PORTS FOR FOREIGN COUNTRIES

COUNTRY OF DESTINATION AND KIND OF CARGO	REGISTRY OF VESSEL	ATLANTIC	GREAT LAKES	PACIFIC	TOTAL
	U S A			4	4
	OTHER			1,680	1,680
CEREALS MILLED NES	NORW			319	319
	U S A			62	62
	OTHER			68	68
APPLES	NORW			17	17
DIST ALCOHOLIC BEV	NORW			8	8
	U S A			3	3
RAW HIDES AND SKINS	NORW			3	3
	U S A			31	31
ASBESTOS UNMILLED SULPHUR	OENMK	641			641
	U K			1,702	1,702
	NORW			5,287	5,287
	OTHER			5,008	5,008
LUMBER AND TIMBER	OTHER			1,578	1,578
WOOD PULP	NORW			313	313
	U S A			152	152
	OTHER			1,746	1,746
NEWSPRINT PAPER	U K			594	594
	DENMK	17,535			17,535
	NORW	75			75
	U S A			1,835	1,910
	OTHER			1,475	1,475
CHEMICALS NES	OTHER			4,189	4,189
	OENMK	32			32
	ITALY	12			12
FERTILIZER	NORW			551	551
CHEMICAL PRODUCTS NES	OENMK	11			11
	NORW			8	8
	U S A			56	56
LUBRICATING OIL, GREASE	NORW			26	26
ALUMINUM BAR INGOT	DENMK	5			5
	NORW			122	122
	U S A			341	341
ALUMINUM NES	DENMK	1			1
COPPER AND ALLOYS NES	NORW			46	46
	U S A			47	47
	OTHER			19	19
ZINC BAR INGOT PIG	NORW			77	77
	OTHER			95	95
CEMENT	OTHER			11	11
NON-MET MIN PRODS NES	OENMK	3			3
	U S A	89			89
MACHINERY	NORW			2	2
	U S A	1		18	19
	OTHER			5	5
AUTOS AND CHASSIS	U S A			2	2
TRUCKS AND CHASSIS	NORW			47	47
	U S A	53			53
MISC EQUIPMENT NES	OENMK	7			7
	NORW			11	11
	U S A	2		207	209
	OTHER			6	6
CONTAINERS NES	OTHER			79	79
MISC PRODUCTS NES	LIBER			25	25
	U S A	1			1
	OTHER			52	52
GENERAL CARGO	U K			18	18
	OENMK	5,049			5,049
	NORW			13	13
	JAPAN	264	165		429
	U S A	54		36	90
	OTHER	914			914
		24,749	165	272,172	297,086
TAIWAN					
WHEAT	OTHER			13,161	13,161
DIST ALCOHOLIC BEV	U S A			6	6
RAPESEED	OTHER			4,200	4,200
IRON AND STEEL SCRAP	OTHER			1,800	1,800
NON-FERROUS MET SCRAP	U S A			19	19
ASBESTOS UNMILLED	DENMK	54			54
	JAPAN	10			10
	OTHER	180			180
SULPHUR	LIBER			34,336	34,336
	OTHER			64,138	64,138
WOOD PULP	OTHER			2,762	2,762
NEWSPRINT PAPER	U S A			20	20
	OTHER			11	11
CHEMICALS NES	NORW			3	3

T A B L E 1. CARGOES LOADED AT CANADIAN PORTS FOR FOREIGN COUNTRIES

COUNTRY OF DESTINATION AND KIND OF CARGO	REGISTRY OF VESSEL	ATLANTIC	GREAT LAKES	PACIFIC	TOTAL
FERTILIZER	U S A			50	50
	OTHER	72			72
	GREEK			11,574	11,574
	LIBER			11,409	11,409
	JAPAN			10,527	10,527
	U S A			45	45
	U S A			1	1
	U S A			1	1
	U K	36			36
	DENMK	7			7
	NETH	14			14
	NORW	15		5	20
	LIBER	80			80
	JAPAN		92		92
U S A			1	1	
OTHER	500			500	
		968	92	154,069	155,129
THAILAND					
DATS	U S A			36	36
WHEAT FLOUR	NETH			137	137
	NORW			471	471
	JAPAN			89	89
	U S A			5,068	5,068
	OTHER			144	144
CEREALS MILLED NES	U S A			26	26
DIST ALCOHDLIC BEV	U S A	1		5	6
ASBESTOS UNMILLED	DENMK	1,965			1,965
WOOD PULP	U S A			25	25
NEWSPRINT PAPER	DENMK	2,832			2,832
	NORW			898	898
	U S A			45	45
CHEMICALS NES	DENMK	2			2
CHEMICAL PRODUCTS NES	U S A			35	35
ALUMINUM BAR INGDT	DENMK	137			137
	U S A			740	740
ALUMINUM NES	DENMK	353			353
COPPER AND ALLOYS NES	DENMK	2			2
	U S A			3	3
LEAD BAR INGDT PIG	U S A			12	12
ZINC BAR INGDT PIG	U S A			30	30
METAL FAB PRODS NES	U S A			8	8
MISC FAB MATERIALS NES	U S A	1			1
MACHINERY	U S A	14			14
HOUSEHOLD GOODS NES	U S A			2	2
GENERAL CARGO	DENMK	3,388			3,388
	JAPAN	15	87		102
		8,710	87	7,774	16,571
U S S R PACIFIC					
WHEAT	GREEK			14,953	14,953
	OTHER			504,215	504,215
WHEAT FLOUR	PANAM			10,094	10,094
	OTHER			301,315	301,315
SULPHUR	OTHER			20,700	20,700
				851,277	851,277
VIET-NAM					
DATS	U S A			31	31
WHEAT FLOUR	U S A			908	908
CEREALS MILLED NES	U S A			23	23
ALE BEER STOUT PORTER	U S A			4	4
FERTILIZER	U S A	1			1
MISC EQUIPMENT NES	U S A	1			1
HOUSEHOLD GOODS NES	U S A	2			2
MISC PRODUCTS NES	U S A	1		826	827
GENERAL CARGO	DENMK	9			9
	JAPAN		1		1
	U S A			3	3
		14	1	1,795	1,810
AUSTRALIA					
MEAT FRESH DR FROZEN	GER			23	23
MEAT CURED	GER			15	15
MEAT AND MEAT PREP NES	NORW			8	8
	U S A			3	3
FISH FRESH DR FROZEN	U K	131			131
	GER			33	33
	NORW	51		14	65

T A B L E 1. CARGOES LOADED AT CANADIAN PORTS FOR FOREIGN COUNTRIES

COUNTRY OF DESTINATION AND KIND OF CARGO	REGISTRY OF VESSEL	ATLANTIC	GREAT LAKES	PACIFIC	TOTAL
FISH CANNED	U S A	1,338		27	27
	U K		215	1,553	
	GER		209	209	
	NORW		159	159	
	SWEON		743	743	
	PANAM		15	15	
	U S A		454	454	
	OTHER		22	22	
WHEAT FLOUR	NORW		14	14	
GRAIN, CEREAL PREP NES	U S A		5	5	
FRUIT FRESH, FROZEN NES	NORW		6	6	
FRUIT PREPARATIONS NES	GER		45	45	
VEGETABLE PREPS NES	GER		32	32	
	NORW		12	12	
	U S A		80	80	
COFFEE	GER		45	45	
	U S A		15	15	
FOOD PREPARATIONS NES	U K	300			300
	GER		8	8	
	NORW		2	2	
	SWEON		1	1	
	U S A		2	2	
DIET ALCOHOLIC BEV	GER		1	1	
TOBACCO	GER		50	50	
	SWEON		20	20	
FOODS FEEDS BEV NES	SWEON		15	15	
	U S A		11	11	
SEEDS FOR SOWING NES	GER		4	4	
	SWEON		1	1	
PULPWOOD	SWEON		483	483	
TEXTILE FIBRES NES	GER		8	8	
NICKEL ORE AND CONC	U K	682			682
MET ORES AND CONC NES	GER		1	1	
NON-FERROUS MET SCRAP	SWEON		11	11	
	U S A		37	37	
COAL BITUMINOUS	NORW	7			7
ASBESTOS UNMILLED	U K	15,991			15,991
	DENMK	457			457
	GER	780		2,805	3,585
	NORW	3,179		670	3,849
	SWEON	1,190		4,342	5,532
	U S A			2,880	2,880
	OTHER	141		588	729
SULPHUR	U K			57,244	57,244
	ITALY			12,438	12,438
	NORW			104,612	104,612
	LIBER			43,548	43,548
NON-MET MIN CRUDE NES	U K	560			560
WASTE AND SCRAP NES	GER			1	1
RUBBER FAB MATERIALS	NORW		111		111
LUMBER AND TIMBER	U K			38,726	38,726
	DENMK			2,802	2,802
	GER			7,832	7,832
	GREEK			34,479	34,479
	ITALY			7,891	7,891
	NETH			4,861	4,861
	NORW			20,166	20,166
	SWEON			20,803	20,803
	LIBER			15,915	15,915
	PANAM			16,683	16,683
	U S A			1,000	1,000
	OTHER			18,216	18,216
SAWMILL PRODUCTS NES	U K			15	15
	GREEK			21	21
	ITALY			4	4
	SWEON			44	44
VENEER AND PLYWOOD	U K			56	56
	GER			28	28
	GREEK			270	270
	ITALY			46	46
	NETH			57	57
	NORW			71	71
	LIBER			49	49
	OTHER			1	1
WOOD FAB MATERIALS NES	NORW			3	3
WOOD PULP	U K			10,242	10,242
	DENMK			553	553
	GER			54	54
	GREEK			3,835	3,835

T A B L E 1. CARGOES LOADED AT CANADIAN PORTS FOR FOREIGN COUNTRIES

COUNTRY OF DESTINATION AND KIND OF CARGO	REGISTRY OF VESSEL	ATLANTIC	GREAT LAKES	PACIFIC	TOTAL
	NETH			2,323	2,323
	NDRW			2,340	2,340
	SWEDN			4,821	4,821
	LIBER			2,699	2,699
	PANAM			226	226
	U S A			2,400	2,400
	DTHR			5,239	5,239
NEWSPRINT PAPER	U K	86,323		3,417	89,740
	DENMK	37	1,494	980	2,511
	GER	999		2,777	3,776
	GREEK	7,464		2,019	9,483
	ITALY			559	559
	NETH			843	843
	NDRW	10,060		6,952	17,012
	SWEDN	57	784	7,924	8,765
	U S A			4,300	4,300
	DTHR			567	567
PAPER NES	U K	2,058		11	2,069
	GER			19	19
	NDRW			44	44
	SWEDN			11	11
PAPERBOARD	SWEDN	43		244	287
PAPER PAPERBOARD NES	U K	115		28	143
	GER			169	169
	GREEK			40	40
	NETH			15	15
	NDRW	2		117	119
	SWEDN			328	328
	LIBER			52	52
TEXTILE FAB MATRLS NES	U K	1,629			1,629
	GER			5	5
	SWEDN			6	6
FISH, MARINE ANIMAL DIL	GER			348	348
OILS FATS WAXES NES	U K	610			610
	SWEDN		241		241
GLYCOL	GER			37	37
CHEMICALS NES	U K	1,136			1,136
	DENMK		2,045		2,045
	GER			757	757
	NDRW	431	6,867	63	7,361
	SWEDN		4,583	617	5,200
	LIBER			106	106
	U S A			376	376
FERTILIZER	GREEK			15,120	15,120
SYNTHETIC RUBBER	DENMK		703		703
	NDRW		214		214
	SWEDN		3,877		3,877
CHEMICAL PRDDUCTS NES	U K	1,524		40	1,721
	DENMK			444	444
	GER			17	17
	GREEK			72	72
	NDRW		66	136	202
	SWEDN	75	819	76	970
	LIBER			34	34
	U S A			14	14
	DTHR			64	64
LUBRICATING OIL, GREASE	GER			353	353
ASPHALT	SWEDN			3	3
TAR PITCH AND CREDSOTE	U K	11			11
STEEL BAR AND ROD	U K	72	174		246
	SWEDN		282		282
STEEL PLATE AND SHEET	U K	1,052	311		1,363
	NDRW	898			898
	SWEDN		9,341		9,341
IRON STEEL PIPES NES	U K	670			670
	GER	444			444
	NDRW	74			74
	SWEDN		1,056		1,056
IRON AND STEEL NES	U K	377			377
	GER			8	8
	SWEDN			8	8
ALUMINUM BAR INGOT	U S A			31	31
	U K	29			29
	U S A			1,118	1,118
	DTHR			34	34
ALUMINUM NES	U K	206			206
COPPER AND ALLOYS NES	U K	2			2
NICKEL AND ALLOYS	GER			4	4
	SWEDN			30	30

T A B L E 1. CARGES LOADED AT CANADIAN PORTS FOR FOREIGN COUNTRIES

COUNTRY OF DESTINATION AND KIND OF CARGO	REGISTRY OF VESSEL	ATLANTIC	GREAT LAKES	PACIFIC	TOTAL
METAL FAB PRODS NES	U S A			5	5
	GER			6	6
	SWEDN		82	6	88
NON-MET MIN PRODS NES	U K	969			969
	GER			1	1
MACHINERY	U K	860			860
	GER			101	101
	NORW			691	691
	SWEON		118	36	154
	U S A			388	388
RAILWAY ROLLING STOCK	U K	562			562
AUTOS AND CHASSIS	U K	20			20
	GER			20	20
MOTDR VEH PARTS NES	U K	7,216	1,003		8,219
	GER			2	2
	NORW	447	1,041	3	1,491
	SWEON		983		983
MOTDR VEHICLES NES	U S A			3	3
MISC VEH AND PARTS NES	SWEDN			1	1
MISC EQUIPMENT NES	U K	490			490
	GER			9	9
	NORW			2	2
	SWEDN			3	3
HOUSEHOLD GOODS NES	U K	129		425	554
	GER			125	125
	NORW	1		192	193
	SWEDN			51	51
	U S A			50	50
MISC PRODUCTS NES	U K	235			235
	DENMK	48			48
	GER	30		1	31
	NORW	43		2	45
	SWEDN	17		1	18
	LIBER			89	89
	OTHER	48			48
GENERAL CARGO	U K	19,327	1,051	361	20,739
	DENMK	7,289	40		7,329
	GER	1,491		120	1,611
	NORW	9,933	488	3	10,424
	SWEDN	11,665	4,421	22	16,118
	U S A			108	108
	OTHER			14	14
		202,025	42,689	510,599	755,313
FIJI					
MEAT AND MEAT PREP NES	NORW			1	1
FISH CANNED	NORW			17	17
WHEAT FLOUR	U K			8	8
	NORW			37	37
CEREALS MILLED NES	NORW			4	4
LUMBER AND TIMBER	NORW			3,200	3,200
	OTHER			5,274	5,274
VENEER AND PLYWOOD	NORW			38	38
	OTHER			16	16
NEWSPRINT PAPER	NORW			165	165
	OTHER			2	2
PAPER NES	NORW			7	7
PAPER PAPERBOARD NES	NORW			1	1
CHEMICALS NES	NORW			6	6
CHEMICAL PRODUCTS NES	NORW			1	1
METAL FAB PRODS NES	NORW			21	21
MISC FAB MATERIALS NES	NORW			1	1
MACHINERY	NORW			25	25
	OTHER			1	1
MOTDR VEH PARTS NES	NORW			2	2
MISC VEH AND PARTS NES	NORW			9	9
RUBBER TIRES AND TUBES	NORW			5	5
MISC EQUIPMENT NES	NORW			8	8
HOUSEHOLD GOODS NES	NORW			4	4
CONTAINERS EMPTY	NORW			11	11
CONTAINERS NES	NORW			100	100
	OTHER			7	7
MISC PRODUCTS NES	NORW			230	230
GENERAL CARGO	U K			213	213
	OTHER			23	23
				9,437	9,437

T A B L E 1. CARGOES LOADED AT CANADIAN PORTS FOR FOREIGN COUNTRIES

COUNTRY OF DESTINATION AND KIND OF CARGO	REGISTRY OF VESSEL	ATLANTIC	GREAT LAKES	PACIFIC	TOTAL
NEW ZEALAND					
FISH FRESH OR FROZEN	GER			133	133
	OTHER			4	4
FISH CANNED	U K	180		264	444
	GER			143	143
	NORW			8	8
	U S A			136	136
	OTHER			13	13
APPLES	NORW			1	1
FOOD PREPARATIONS NES	U K	238		384	622
	GER			3	3
SEEDS FOR SOWING NES	U K			3	3
	GER			3	3
	OTHER			13	13
ASBESTOS UNMILLED	U K	1,891		610	2,501
	NORW	145			145
	U S A			1,000	1,000
	OTHER			150	150
SULPHUR	U K			14,258	14,258
LUMBER AND TIMBER	NORW			33,642	33,642
	U K			485	485
	GER			493	493
	NORW			2,159	2,159
	U S A			47	47
	OTHER			7,847	7,847
SAWMILL PRODUCTS NES	NORW			2	2
	OTHER			10	10
VENEER AND PLYWOOD	GER			6	6
	NORW			5	5
	OTHER			33	33
WOOD PULP	U K	2,051			2,051
	NORW	615			615
NEWSPRINT PAPER	U K	2,645			2,645
	NORW	94			94
	OTHER	377			377
PAPER NES	U K	429		156	585
	NORW	597			597
	U S A			54	54
TEXTILE FAB MATRLS NES	U K	370			370
	OTHER	2			2
OILS FATS WAXES NES	NORW	5			5
CHEMICALS NES	U K	104		209	313
	GER	47		86	133
	NORW			1	1
	U S A			38	38
	OTHER	2		5	7
FERTILIZER	GREEK			16,316	16,316
SYNTHETIC RUBBER	U K	715			715
CHEMICAL PRODUCTS NES	U K	263		85	348
	OTHER	16		17	33
STEEL PLATE AND SHEET	U K	722			722
	NORW	224			224
STRUCTURAL SHAPES	GER			40	40
	OTHER			77	77
IRON STEEL PIPES NES	U K	429			429
	U S A			23	23
IRON AND STEEL NES	OTHER			10	10
ALUMINUM BAR INGOT	U K	1,106		1,244	2,350
	GER			1,121	1,121
	NORW	115			115
	U S A			1,457	1,457
	OTHER	376			376
ALUMINUM NES	U K	640			640
COPPER UNALLOYED	U K	50			50
COPPER ALLOYED	U K	812			812
	OTHER			26	26
COPPER AND ALLOYS NES	J K	744		307	1,051
	GER			4	4
	U S A			280	280
	OTHER			128	128
METAL FAB PRODS NES	U K	204			204
	GER			1	1
	NORW			20	20
MISC FAB MATERIALS NES	U K	1,046		67	1,113
MACHINERY	GER			78	78
	NORW	173		50	223
	U S A			4	4
	OTHER			1	1
RAILWAY ROLLING STOCK	U K	976			976
AUTOS AND CHASSIS	NORW			32	32

T A B L E 1. CARGOES LOADED AT CANADIAN PORTS FOR FOREIGN COUNTRIES

COUNTRY OF DESTINATION AND KIND OF CARGO	REGISTRY OF VESSEL	ATLANTIC	GREAT LAKES	PACIFIC	TOTAL
TRUCKS AND CHASSIS	U S A			2	2
	NORW			1	1
MOTOR VEH PARTS NES	U S A			65	65
MISC VEH AND PARTS NES	U K	317			317
MISC EQUIPMENT NES	GER			3	3
	U K	332			332
	GER			2	2
	NORW			2	2
HOUSEHOLD GOODS NES	U S A			5	5
	GER			19	19
CONTAINERS NES	NORW			9	9
MISC PRODUCTS NES	NORW			8	8
	U K	203			203
	GER	61			61
GENERAL CARGO	NORW			9	9
	U K	6,469		618	7,087
	DENMK	501			501
	GER	1,037		12	1,049
	NORW	1,388			1,388
	U S A			46	46
	OTHER			1,367	1,367
		28,711		85,960	114,671
BRITISH OCEANIA NES					
MEAT AND MEAT PREP NES	NORW			1	1
FISH CANNED	NORW			9	9
WHEAT FLOUR	NORW			2	2
APPLES	NORW			1	1
LUMBER AND TIMBER	NORW			2,063	2,063
SAWMILL PRODUCTS NES	NORW			3	3
VENEER AND PLYWOOD	NORW			4	4
WOOD FAB MATERIALS NES	NORW			1	1
PAPER PAPERBOARD NES	NORW			3	3
CHEMICAL PRODUCTS NES	NORW			1	1
METAL FAB PRODS NES	NORW			1	1
AUTOS AND CHASSIS	NORW			26	26
MISC VEH AND PARTS NES	NORW			1	1
MISC EQUIPMENT NES	NORW			3	3
HOUSEHOLD GOODS NES	NORW			5	5
CONTAINERS NES	NORW			2	2
MISC PRODUCTS NES	NORW			1	1
GENERAL CARGO	OTHER			3	3
				2,130	2,130
FRENCH OCEANIA					
MEAT AND MEAT PREP NES	NORW			50	50
FISH FRESH DR FROZEN	GER			1	1
FISH CANNED	NORW			90	90
WHEAT FLOUR	NORW			24	24
CEREALS MILLED NES	NORW			1	1
GRAIN, CEREAL PREP NES	NORW			1	1
APPLES	NORW			36	36
LUMBER AND TIMBER	NORW			2,820	2,820
	SWEDN			677	677
SAWMILL PRODUCTS NES	NORW			17	17
VENEER AND PLYWOOD	GER			18	18
	NORW			13	13
PAPER PAPERBOARD NES	NORW			2	2
METAL FAB PRODS NES	NORW			1	1
MACHINERY	NORW			1	1
MISC EQUIPMENT NES	NORW			3	3
HOUSEHOLD GOODS NES	NORW			1	1
				3,756	3,756
UNITED STATES OCEANIA					
MEAT FRESH DR FROZEN	U S A			2	2
MEAT CURED	U S A			9	9
MEAT AND MEAT PREP NES	JAPAN			6	6
	U S A			73	73
	OTHER			44	44
FISH FRESH DR FROZEN	NORW			1	1
FISH CANNED	NORW			21	21
	U S A			4	4
WHEAT	OTHER			6,160	6,160
WHEAT FLOUR	NORW			23	23
	U S A			562	562
GRAIN, CEREAL PREP NES	NORW			1	1
VEGETABLE PREPS NES	U S A			1	1
FOOD PREPARATIONS NES	U S A			28	28

T A B L E 1. CARGOES LOADED AT CANADIAN PORTS FOR FOREIGN COUNTRIES

COUNTRY OF DESTINATION AND KIND OF CARGO	REGISTRY OF VESSEL	ATLANTIC	GREAT LAKES	PACIFIC	TOTAL
DIST ALCOHOLIC BEV	U S A			13	13
LUMBER AND TIMBER	NORW			2,965	2,965
	OTHER			81	81
VENEER AND PLYWOOD	NORW			25	25
PAPER NES	NORW			3	3
PAPER PAPERBOARD NES	NORW			4	4
METAL FAB PRODS NES	NORW			1	1
MISC EQUIPMENT NES	NORW			1	1
HOUSEHOLD GOODS NES	NORW			1	1
CONTAINERS NES	NORW			6	6
MISC PRODUCTS NES	NORW			2	2
GENERAL CARGO	U S A			136	136
				10,173	10,173
BRITISH GUIANA					
FISH FRESH OR FROZEN	U K	352			352
	CAN	31			31
FISH SALTED OR CURED	U K	39			39
FISH CANNEO	U K			1	1
MILK POWDER	NORW	10			10
WHEAT FLOUR	U K	93			93
APPLES	U K	261			261
	PANAM	41			41
POTATOES	U K	376			376
VEG, FRESH, FROZEN NES	U K	47			47
	PANAM	5			5
LUMBER AND TIMBER	U K	51			51
NEWSPRINT PAPER	U K	185			185
	GER	198			198
	NETH	58			58
	NORW	101			101
	LIBER	21			21
PAPER NES	PANAM	42			42
PAPERBOARD	NETH	3			3
PAPER PAPERBOARD NES	U K	4			4
CHEMICALS NES	U K	158			158
	NORW	57			57
	LIBER	57			57
	PANAM	29			29
FERTILIZER	LIBER	20			20
CHEMICAL PRODUCTS NES	U K	1			1
	GER	5			5
ALUMINUM NES	U K	1			1
LIME	GER	450			450
	NORW	951			951
	LIBER	1,337			1,337
	OTHER	446			446
HOUSEHOLD GOODS NES	JAPAN			16	16
GENERAL CARGO	U K	4,439			4,439
	GER	1,379	50		1,429
	ITALY	1,920			1,920
	NETH	1,919			1,919
	NORW	7,050			7,050
	SWEON	100			100
	LIBER	2,720			2,720
	JAPAN			11	11
	PANAM	229			229
	CAN	366			366
	OTHER	1,281	19		1,300
		26,833	69	28	26,930
ARGENTINA					
POTATOES	OENMK	3,104			3,104
	GER	325			325
	SWEON	8,839			8,839
	OTHER	1,123			1,123
FOOD PREPARATIONS NES	NORW	60			60
SEEDS FOR SOWING NES	U S A	97	11		108
LOGS, ROUND TIMBER	SWEON	375			375
TEXTILE FIBRES NES	U S A	26			26
ASBESTOS UNMILLED	GER	470			470
	NORW			3	3
	SWEON	205			205
	U S A	2,423		202	2,625
	OTHER	3,904			3,904
CLAY MATERIALS NES	U S A	594			594
WOOD PULP	OENMK	384			384
	GER	6,209			6,209
	NORW	1,541		16,390	17,931

T A B L E 1. CARGOES LOADED AT CANADIAN PORTS FOR FOREIGN COUNTRIES

COUNTRY OF DESTINATION AND KIND OF CARGO	REGISTRY OF VESSEL	ATLANTIC	GREAT LAKES	PACIFIC	TOTAL
NEWSPRINT PAPER	SWEDN	2,146			2,146
	U S A	2,021		6,339	8,360
	OTHER	2,371			2,371
	GER	4,100			4,100
	GREEK	3,026			3,026
	NORW	6,387		1,266	7,653
	SWEDN	1,944			1,944
	LIBER	1,508			1,508
	U S A	1,766		1,911	3,677
	OTHER	22,211			22,211
PAPER NES	NORW	13			13
	U S A	739			739
TEXTILE FAB MATRLS NES	U S A	3			3
CHEMICALS NES	GER	92			92
	NORW			57	57
	SWEDN	120			120
	JAPAN			9	9
	U S A	234		43	277
CHEMICAL PRODUCTS NES	NORW			110	110
	JAPAN			151	151
	U S A	148		177	325
PIG IRON	U S A	2,419			2,419
STEEL PLATE AND SHEET	NORW	510			510
	U S A	3,927			3,927
	OTHER	77			77
IRON AND STEEL NES	U S A	11			11
ALUMINUM BAR INGOT	DENMK	105			105
	GER	125			125
	NORW	120			120
	SWEDN	1,652			1,652
	U S A	2,261			2,261
	OTHER	973			973
ALUMINUM NES	U S A	60			60
	OTHER	170			170
COPPER AND ALLOYS NES	U S A	5			5
NICKEL AND ALLOYS	NORW			4	4
	JAPAN			1	1
	U S A	71			71
NON-FERROUS METALS NES	U S A	6			6
MACHINERY	U S A	81		14	95
RAILWAY ROLLING STOCK	U S A	54			54
MOTOR VEH PARTS NES	U S A			5	5
MISC EQUIPMENT NES	U S A	62			62
HOUSEHOLD GOODS NES	NORW			5	5
	U S A	26		2	28
CONTAINERS EMPTY	U S A	3			3
MISC PRODUCTS NES	U S A	190			190
GENERAL CARGO	GER	2,076			2,076
	NORW	8			8
	SWEDN	2,524			2,524
	U S A	1,634			1,634
	OTHER	19,534			19,534
		117,192	11	26,689	143,892
BRAZIL					
MEAT AND MEAT PREP NES	U S A			23	23
FISH FRESH OR FROZEN	U K	47			47
FISH SALTED OR CURED	U K	56			56
	GER	348			348
MALT	GER	547			547
	U S A	265			265
FEEDS CONCENT, COMPLETE	U S A	1			1
TEXTILE FIBRES NES	U S A	11			11
ASBESTOS UNMILLED	DENMK	400			400
	GER	1,672			1,672
	GREEK	300			300
	NORW	340			340
	SWEDN	1,584			1,584
	U S A	3,550		447	3,997
SULPHUR	GREEK			13,377	13,377
NON-MET MIN CRUDE NES	U S A	107			107
LUMBER AND TIMBER	U S A			54	54
WOOD PULP	U S A			4,192	4,192
NEWSPRINT PAPER	U K	637			637
	GER	867			867
	GREEK	103			103
	NORW	220			220
	SWEDN	550			550
	CAN	17			17

T A B L E 1. CARGOES LOADED AT CANADIAN PORTS FOR FOREIGN COUNTRIES

COUNTRY OF DESTINATION AND KIND OF CARGO	REGISTRY OF VESSEL	ATLANTIC	GREAT LAKES	PACIFIC	TOTAL
PAPER NES	U S A	1,038		86	1,124
PAPER PAPERBOARD NES	U S A	24			24
CHEMICALS NES	U S A			8	8
	DENMK	201			201
	GREEK			3,292	3,292
	SWEON	614			614
FERTILIZER	U S A	1,347		10	1,357
CHEMICAL PRODUCTS NES	GREEK			9,325	9,325
STEEL BAR AND ROD	U S A	32			32
STEEL PLATE AND SHEET	U S A	9			9
IRON AND STEEL NES	U S A	951			951
ALUMINUM BAR INGOT	U S A	98			98
	U K	25			25
	DENMK	397			397
	GER	78			78
	NORW	60			60
	SWEON	674			674
	JAPAN			1,156	1,156
	CAN	22			22
ALUMINUM NES	U S A	2,851		2,266	5,117
NICKEL AND ALLOYS	U S A	95			95
	JAPAN			8	8
	U S A	9		27	36
NON-FERROUS METALS NES	U S A	63			63
NON-MET MIN PRODS NES	U S A	30			30
MACHINERY	U S A	7		21	28
MOTOR VEH PARTS NES	U S A	1			1
MISC EQUIPMENT NES	NORW	1			1
	U S A	2			2
HOUSEHOLD GOODS NES	U S A	17			17
MISC PRODUCTS NES	U S A	6			6
GENERAL CARGO	U K	239			239
	DENMK	1,036			1,036
	GER	4,378			4,378
	SWEON	3,915			3,915
	U S A	3,296			3,296
	OTHER	541			541
		33,679		34,292	67,971
CHILE					
FISH CANNED	U S A			1	1
OATS	U S A			3	3
WHEAT	NORW			1	1
WHEAT FLOUR	U S A			45	45
CEREALS MILLED NES	NORW			14	14
NUTS NES	NORW			4	4
CRUDE VEG MATERIAL NES	NORW	5			5
ASBESTOS UNMILLED	GER	365			365
	NORW	723			723
PAPERBOARD	U S A			20	20
PAPER PAPERBOARD NES	U S A			20	20
TEXTILE FAB MATRLS NES	U S A			5	5
OILS FATS WAXES NES	NORW			11	11
	U S A			190	190
CHEMICALS NES	NORW			8	8
STEEL BAR AND ROD	NORW			28	28
IRON STEEL PIPES NES	NORW			26	26
ALUMINUM BAR INGOT	U S A			11	11
	GER	12			12
	NORW	347			347
ALUMINUM NES	NORW	18			18
NICKEL AND ALLOYS	NORW			11	11
ZINC BAR INGOT PIG	U S A			55	55
NON-MET MIN PRODS NES	NORW			32	32
MACHINERY	NORW			570	570
	U S A			51	51
MISC VEH AND PARTS NES	NORW			10	10
MISC EQUIPMENT NES	NORW			8	8
HOUSEHOLD GOODS NES	NORW			3	3
	U S A			11	11
MISC PRODUCTS NES	NORW			59	59
	U S A			5	5
GENERAL CARGO	GER	1,824			1,824
	NORW	7,633			7,637
	U S A			4	4
				118	118
		10,927		1,324	12,251

T A B L E 1. CARGOES LOADED AT CANADIAN PORTS FOR FOREIGN COUNTRIES

COUNTRY OF DESTINATION AND KIND OF CARGO	REGISTRY OF VESSEL	ATLANTIC	GREAT LAKES	PACIFIC	TOTAL
COLOMBIA					
OATS	LIBER			350	350
	U S A			682	682
GRAIN, CEREAL PREP NES	LIBER			300	300
APPLES	U S A			17	17
GRAIN FEEDS NES	NORW			1,682	1,682
	U S A			1,058	1,058
ALUMINUM ORE AND CONC	NORW	279			279
MET ORES AND CONC NES	OTHER	6			6
ASBESTOS UNMILLED	NORW	3,380			3,380
	LIBER				9
	OTHER			100	996
WOOD PULP	NORW	918		428	1,346
	LIBER			962	962
	U S A			448	448
	OTHER	359		30	389
NEWSPRINT PAPER	NORW	20,496		79	20,575
	SWEDN	12,400			12,400
	LIBER	1,284		106	1,390
	U S A			419	419
	OTHER	867		98	965
PAPER NES	LIBER			11	11
	OTHER	166			166
PAPERBOARD	NORW	25			25
ANIMAL OILS AND FATS	LIBER			125	125
CHEMICALS NES	NORW	245		19	264
	LIBER	27		64	91
	U S A			130	130
	OTHER	52		31	83
CHEMICAL PRODUCTS NES	NORW	33		75	108
	LIBER			719	719
	CAN	318			318
	U S A			41	41
	OTHER	59		151	210
STEEL PLATE AND SHEET	GER		1,560		1,560
	NORW	617			617
ALUMINUM BAR INGOT	GER	389			389
	NORW	903			903
	OTHER	90			90
ALUMINUM NES	NORW	705			705
	LIBER			254	254
	OTHER	105			105
COPPER UNALLOYED	OTHER	50			50
COPPER AND ALLOYS NES	NORW	92			92
	OTHER	50			50
CEMENT	NORW	194			194
NON-MET MIN PRODS NES	NORW	55			55
	LIBER	57			57
	OTHER	29			29
MACHINERY	NORW	22			22
	LIBER			9	9
	U S A			31	31
HOUSEHOLD GOODS NES	LIBER			2	2
CONTAINERS NES	NORW	50			50
MISC PRODUCTS NES	OTHER			158	158
GENERAL CARGO	U K	318			318
	GER	6,227	23		6,250
	NORW	11,721			11,721
	LIBER	832			832
	U S A			156	156
	OTHER	322			322
		64,647	1,583	8,735	74,965
ECUADOR					
FISH FRESH OR FROZEN	LIBER			3	3
FISH CANNED	NORW			3	3
	LIBER			8	8
	U S A			2	2
	OTHER			1	1
OATS	LIBER			55	55
	U S A			38	38
WHEAT	GREEK			7,165	7,165
	LIBER			18,563	18,563
	OTHER			8,267	8,267
CEREALS MILLED NES	NORW			14	14
	U S A			38	38
APPLES	U S A			17	17
	OTHER			155	155
SUGAR PREPARATIONS	OTHER	1			1
GRAIN FEEDS NES	NORW			218	218

T A B L E 1. CARGOES LOADED AT CANADIAN PORTS FOR FOREIGN COUNTRIES

COUNTRY OF DESTINATION AND KIND OF CARGO	REGISTRY OF VESSEL	ATLANTIC	GREAT LAKES	PACIFIC	TOTAL
	LIBER			30	30
	U S A			68	68
	OTHER			45	45
FEEDS OF ANIMAL ORIGIN	OTHER	25			25
ASBESTOS UNMILLED	NORW	359			359
NEWSPRINT PAPER	NORW	1,446			1,446
	LIBER	367			367
	U S A			36	36
	OTHER	1,184			1,184
PAPER NES	LIBER			2	2
	OTHER	220			220
PAPER PAPERBOARD NES	NORW			17	17
	U S A			69	69
	OTHER			6	6
ANIMAL OILS AND FATS	NORW			765	765
	LIBER			950	950
	OTHER			99	99
CHEMICALS NES	GER	26			26
	NORW	5		2	7
	LIBER			4	4
CHEMICAL PRODUCTS NES	NORW	30			30
ALUMINUM BAR INGOT	NORW	22			22
ALUMINUM NES	NORW	26			26
NON-MET MIN PRODS NES	OTHER	4			4
MACHINERY	NORW	218			218
HOUSEHOLD GOODS NES	NORW			170	170
	LIBER			9	9
	U S A			81	81
	OTHER			47	47
GENERAL CARGO	GER	28			28
	NORW	1,766			1,766
	LIBER	26			26
	U S A			41	41
	OTHER	247			247
		6,000		36,988	42,988
FRENCH GUIANA					
GENERAL CARGO	NORW	3			3
		3			3
PARAGUAY					
NEWSPRINT PAPER	U S A			437	437
				437	437
PERU					
MEAT FRESH OR FROZEN	U S A			23	23
FISH FRESH OR FROZEN	U S A			4	4
FISH CANNED	NORW			3	3
DAIRY PRODUCE EGGS NES	OTHER	18			18
BARLEY	LIBER			2,000	2,000
OATS	U S A			254	254
WHEAT	LIBER			20,438	20,438
MALT	LIBER			297	297
CEREALS MILLED NES	NORW			136	136
	LIBER			43	43
	U S A			79	79
	OTHER			4	4
APPLES	U S A			50	50
	OTHER			40	40
GRAIN FEEDS NES	OTHER	41			41
SEEDS FOR SOWING NES	U S A			6	6
MUSTARD SEED	U S A			5	5
LOGS, ROUND TIMBER	NORW			8	8
ASBESTOS UNMILLED	GER	50			50
	NORW	519		100	619
LUMBER AND TIMBER	NORW			109	109
	U S A			350	350
WOOD PULP	LIBER			275	275
	U S A			5,403	5,403
	OTHER			310	310
NEWSPRINT PAPER	NORW	2,156			2,156
	LIBER	1,037			1,087
	U S A			485	485
	OTHER	1,577		5	1,582
PAPER NES	LIBER			9	9
	OTHER	62		2	64
PAPER PAPERBOARD NES	NORW			37	37
	LIBER			28	28
	U S A			3	3

T A B L E 1. CARGOES LOADED AT CANADIAN PORTS FOR FOREIGN COUNTRIES

COUNTRY OF DESTINATION AND KIND OF CARGO	REGISTRY OF VESSEL	ATLANTIC	GREAT LAKES	PACIFIC	TOTAL
TEXTILE FAB MATRLS NES OILS FATS WAXES NES CHEMICALS NES FERTILIZER CHEMICAL PRODUCTS NES TAR PITCH AND CREOSOTE STEEL PLATE AND SHEET IRON STEEL PIPES NES ALUMINUM BAR INGOT ALUMINUM NES COPPER AND ALLOYS NES PLATE AND SHEET GLASS MACHINERY MISC VEH AND PARTS NES MISC EQUIPMENT NES HOUSEHOLD GOODS NES GENERAL CARGO	OTHER			25	25
	NORW			1	1
	NORW	22			22
	NORW			34	34
	LIBER			1	1
	U S A			54	54
	GREEK			2,800	2,800
	NORW			1	1
	LIBER	15			15
	U S A			3	3
	LIBER	10			10
	OTHER	150			150
	U S A			88	88
	GER	55			55
	NORW	200			200
	LIBER	77			77
	NORW	25			25
	NORW			52	52
	OTHER			1	1
	NORW			15	15
LIBER			3	3	
U S A			72	72	
OTHER			4	4	
NORW			1	1	
LIBER			10	10	
LIBER			1	1	
U S A			7	7	
OTHER			1	1	
GER	820			820	
NORW	3,369			3,369	
LIBER	151			151	
U S A			148	148	
OTHER	102			102	
		10,456		33,878	44,334
SURINAM FISH CANNED CHEMICAL PRODUCTS NES HOUSEHOLD GOODS NES GENERAL CARGO	OTHER			1	1
	CAN	137			137
	JAPAN			17	17
	GER	35			35
	NETH	758			758
	NORW	403			403
LIBER	10			10	
		1,343		18	1,361
URUGUAY FISH CANNED POTATOES DIST ALCOHOLIC BEV SEEDS FOR SOWING NES TEXTILE FIBRES NES ASBESTOS UNMILLED NON-MET MIN CRUDE NES WOOD PULP NEWSPRINT PAPER PAPER NES TEXTILE FAB MATRLS NES CHEMICALS NES SYNTHETIC RUBBER LUBRICATING OIL, GREASE STEEL PLATE AND SHEET ALUMINUM BAR INGOT ALUMINUM NES COPPER AND ALLDYS NES LEAD BAR INGOT PIG ZINC BAR INGOT PIG	NORW			1	1
	DENMK	10,654			10,654
	GER	330			330
	NETH	1,065			1,065
	SWEDN	1,423			1,423
	OTHER	5,159			5,159
	U S A				1
	NORW				5
	U S A				12
	U S A				10
	OTHER	135			135
	U S A	3			3
	NORW			1,636	1,636
	OTHER	402			402
	GER	327			327
	GREEK	1,346			1,346
	NORW	216			1,697
	SWEDN	854		1,481	854
	LIBER	1,029			1,029
	U S A	2,423			2,423
	OTHER	489			489
	U S A	276			276
	U S A	9			9
	NORW			6	6
	U S A	5			5
	U S A	35			35
	U S A	25			25
U S A	417			417	
OTHER	385			385	
OTHER	277			277	
U S A	4			4	
U S A	11			11	
U S A	50			50	

T A B L E 1. CARGOES LOADED AT CANADIAN PORTS FOR FOREIGN COUNTRIES

COUNTRY OF DESTINATION AND KIND OF CARGO	REGISTRY OF VESSEL	ATLANTIC	GREAT LAKES	PACIFIC	TOTAL
MACHINERY	NORW			59	59
	U S A	42			42
MISC EQUIPMENT NES	U S A	1			1
HOUSEHOLD GOODS NES	U S A	7			7
GENERAL CARGO	GER	1,587			1,587
	NORW	423			423
	SWEON	355			355
	U S A	306			306
	OTHER	2,348			2,348
		32,446		3,183	35,629
VENEZUELA					
MEAT FRESH OR FROZEN	NETH	18			18
FISH FRESH OR FROZEN	NORW			4	4
	JAPAN			3	3
	U S A			2	2
FISH CANNED	NORW			68	68
	JAPAN			3	3
	U S A			36	36
MILK POWDER	GER	35			35
	NETH	87			87
	NORW	178			178
BARLEY	NORW		495		495
OATS	U K			280	280
	GREEK			280	280
	NORW		2,946		2,946
WHEAT	U K		2,314	20,675	22,989
	GREEK			90,088	90,088
	NORW	2,240		90,342	92,582
	LIBER			58,909	58,909
	U S A			12,936	12,936
MALT	NORW		5,603		5,603
WHEAT FLOUR	GREEK			6,468	6,468
	JAPAN			275	275
APPLES	NORW			50	50
	LIBER			194	194
	U S A			210	210
	OTHER			19	19
FRUIT FRESH, FROZEN NES	U S A			24	24
	OTHER			162	162
POTATOES	U K	350			350
	GER	1,085			1,085
	NETH	1,400			1,400
	NORW	4,819			4,819
	LIBER	4,429			4,429
	OTHER	385			385
VEGETABLE PREPS NES	NORW			6	6
	JAPAN			4	4
	U S A			5	5
MARG SHORTENING LARD	LIBER	1			1
FOOD PREPARATIONS NES	NORW			7	7
	U S A			70	70
GRAIN FEEDS NES	NETH	20			20
	NORW		3,143		3,143
CRUDE VEG MATERIAL NES	NETH	50			50
TEXTILE FIBRES NES	NORW			154	154
	JAPAN			154	154
	U S A			161	161
ASBESTOS UNMILLED	GER	237			237
	NETH	936			936
	NORW	1,084			1,084
	SWEON	660			660
	U S A	262			262
BARYTES	NORW	4,252			4,252
	LIBER	3,923			3,923
SULPHUR	ITALY			11,536	11,536
	LIBER			12,664	12,664
LUMBER AND TIMBER	NORW	100			100
RAILWAY TIES	LIBER	944			944
WOOD FAB MATERIALS NES	NORW			2	2
WOOD PULP	U K	550			550
	NETH	589			589
	NORW	1,550		1,445	2,995
	JAPAN			264	264
	U S A			3,114	3,114
NEWSPRINT PAPER	U K	196			196
	GER	652			652
	NETH	2,713			2,713
	NORW	5,904		433	6,337

T A B L E 1. CARGOES LOADED AT CANADIAN PORTS FOR FOREIGN COUNTRIES

COUNTRY OF DESTINATION AND KIND OF CARGO	REGISTRY OF VESSEL	ATLANTIC	GREAT LAKES	PACIFIC	TOTAL
	LIBER	592			592
	U S A			345	345
PAPER NES	NORW			255	255
	U S A			2	2
PAPERBOARD	JAPAN			28	28
TEXTILE FAB MATRLS NES	JAPAN			153	153
ANIMAL OILS AND FATS	NORW			111	111
CHEMICALS NES	GER	98			98
	NETH	310			310
	NORW	125			125
	JAPAN			172	172
CHEMICAL PRODUCTS NES	GER	50			50
	NETH	175			175
	NORW	85		959	1,044
	LIBER	50			50
	CAN	407			407
	U S A			1,502	1,502
TAR PITCH AND CREOSOTE	NETH	1			1
STEEL PLATE AND SHEET	U K		1,463		1,463
	GER		9,095		9,095
	NORW		4,683		4,683
	OTHER		1,422		1,422
IRON STEEL PIPES NES	NORW	151	110		261
IRON AND STEEL NES	NORW		101		101
ALUMINUM BAR INGOT	NORW	254			254
	U S A	13			13
ALUMINUM NES	GER	107			107
METAL FAB PRODS NES	GER		1		1
SEWER PIPE, DRAIN TILE	NORW		113		113
NON-MET MIN PRODS NES	NORW	48			48
MISC FAB MATERIALS NES	LIBER	9			9
MACHINERY	NORW			128	128
	JAPAN			21	21
	U S A			388	388
AUTOS AND CHASSIS	NORW			1	1
	U S A			4	4
HOUSEHOLD GOODS NES	NORW			6	6
	U S A			6	6
MISC PRODUCTS NES	GER	1			1
	NETH	6			6
	NORW	15			15
	LIBER	9			9
	JAPAN			12	12
GENERAL CARGO	U K	322			322
	DENMK	316			316
	GER	7,680	813		8,493
	ITALY	7,071			7,071
	NETH	7,638			7,638
	NORW	32,349	2,344		34,693
	SWEDN	1,175			1,175
	LIBER	1,645			1,645
	OTHER	6,007	161		6,168
		106,358	34,807	315,140	456,305
BAHAMAS					
WHEAT FLDUR	OTHER	52			52
IRON ORE AND CONC	NORW	5,600			5,600
GYPSUM	LIBER	23,201			23,201
VENEER AND PLYWOOD	OTHER	4			4
NEWSPRINT PAPER	NORW	27			27
	LIBER	22			22
CHEMICALS NES	ITALY	73			73
CHEMICAL PRODUCTS NES	CAN	212			212
GENERAL CARGO	GER	56			56
	ITALY	2,528			2,528
	NORW	11,285	148		11,433
	LIBER	3,187			3,187
	OTHER	2,826			2,826
		49,073	148		49,221
BERMUCA					
FISH CANNED	U K			9	9
	JAPAN			8	8
MILK POWDER	GER	1			1
VEGETABLE PREPS NES	NETH	3			3
NEWSPRINT PAPER	NETH	144			144
	NORW	44			44
CHEMICAL PRDCTS NES	CAN	34			34
MISC PRODUCTS NES	NORW	1			1

T A B L E 1. CARGOES LOADED AT CANADIAN PORTS FOR FOREIGN COUNTRIES

COUNTRY OF DESTINATION AND KIND OF CARGO	REGISTRY OF VESSEL	ATLANTIC	GREAT LAKES	PACIFIC	TOTAL
GENERAL CARGO	GER	1,631			1,631
	ITALY	1,098			1,098
	NETH	4,481			4,481
	NORW	5,909			5,909
	SWEON	261			261
	LIBER	1,434			1,434
	OTHER	1,671			1,671
		16,712		17	16,729
BRITISH HONDURAS					
MEAT FRESH OR FROZEN	GREEK	1			1
FISH FRESH OR FROZEN	NORW	8			8
FISH CANNED	LIBER	4			4
	JAPAN			1	1
WHEAT FLOUR	GREEK	11			11
	NORW	5			5
POTATOES	U S A			15	15
	GER	28			28
	GREEK	18			18
	NORW	10			10
	LIBER	20			20
SUGAR	GREEK	10			10
SPICES	NORW	2			2
FOOD PREPARATIONS NES	GER	9			9
	GREEK	17			17
	SWEON	7			7
	JAPAN			1	1
SALT	GER	28			28
	GREEK	53			53
WOOD FAB MATERIALS NES	SWEON			32	32
NEWSPRINT PAPER	NORW	9			9
	LIBER	11			11
CHEMICALS NES	LIBER	26			26
CHEMICAL PRODUCTS NES	CAN	62			62
MACHINERY	U K			4	4
	GER	42			42
	GREEK	6			6
AUTOS AND CHASSIS	GREEK	5			5
MISC EQUIPMENT NES	JAPAN			3	3
GENERAL CARGO	GER	179			179
	GREEK	220			220
	NORW	236			236
	SWEON	67			67
	LIBER	198			198
		1,292		56	1,348
BARBADOS					
MEAT FRESH OR FROZEN	GER	5			5
	NETH	13			13
	OTHER	3			3
MEAT CURED	U K	46			46
MEAT AND MEAT PREP NES	U K	11			11
	NETH	7			7
FISH FRESH OR FROZEN	U K	47			47
	JAPAN			3	3
FISH CANNED	JAPAN			6	6
MILK POWDER	GER	9			9
	NORW	9			9
WHEAT FLOUR	U K	69			69
	NORW		244		244
GRAIN, CEREAL PREP NES	PANAM	30			30
APPLES	U K	11			11
	PANAM	2			2
FRUIT PREPARATIONS NES	U K	3			3
	GER		38		38
POTATOES	U K	191			191
VEG, FRESH, FROZEN NES	GER		35		35
	NETH	3			3
	PANAM	6			6
VEGETABLE PREPS NES	GER		37		37
COFFEE	JAPAN			1	1
GRAIN FEEDS NES	U K	65			65
SOYABEAN OIL CAKE MEAL	U K	50			50
FEEDS CONCENT, COMPLETE	U K	61			61
LUMBER AND TIMBER	U K	100			100
	GREEK			2,120	2,120
	LIBER			2,009	2,009
SAWMILL PRODUCTS NES	GREEK			14	14
	LIBER			2	2

T A B L E 1. CARGOES LOADED AT CANADIAN PORTS FOR FOREIGN COUNTRIES

COUNTRY OF DESTINATION AND KIND OF CARGO	REGISTRY OF VESSEL	ATLANTIC	GREAT LAKES	PACIFIC	TOTAL	
VENEER AND PLYWOOD NEWSPRINT PAPER	GREEK			8	8	
	U K	2			2	
	GER	41			41	
	NETH	10			10	
	NORW	1			1	
	PAPER NES	PANAM	3			3
	PAPER PAPERBOARD NES	U K	2			2
	CHEMICALS NES	GREEK			106	106
		U K	7			7
		GER	1			1
	CHEMICAL PRODUCTS NES	NORW	7			7
		CAN	25			25
	HOUSEHOLD GOODS NES	CAN	1			1
	MISC PRODUCTS NES	PANAM	1			1
	GENERAL CARGO	U K	1,660			1,660
		GER	3,346	979		4,325
		ITALY	325			325
		NETH	4,285			4,285
		NORW	12,904	388		13,292
		SWEDN	180			180
LIBER		2,388			2,388	
JAPAN				3	3	
CAN		77			77	
OTHER		2,115			2,115	
			28,122	1,721	4,272	34,115
JAMAICA						
MEAT AND MEAT PREP NES		NORW	26			26
FISH FRESH OR FROZEN	NORW	37			37	
	SWEDN	1			1	
FISH SALTED OR CURED	CAN	279			279	
	GER	688			688	
	GREEK	1,185			1,185	
	NORW	341			341	
	SWEDN	519			519	
	LIBER	622			622	
	CAN	1,277			1,277	
FISH CANNED	U K			28	28	
	GER	84			84	
	LIBER	103			103	
	JAPAN			210	210	
MILK POWDER	CAN	180			180	
	GER	67			67	
	NORW	83			83	
OATS	OTHER	7			7	
WHEAT FLOUR	GER	19			19	
	LIBER	17			17	
CEREALS MILLED NES	U K	178			178	
	GER	1,325			1,325	
	GREEK	1,762			1,762	
	NORW	1,095			1,095	
	LIBER	672			672	
	JAPAN			9,886	9,886	
	OTHER	169			169	
APPLES	LIBER	40			40	
FRUIT PREPARATIONS NES	GER	20			20	
	GREEK	26			26	
NUTS NES	U K		20		20	
	GER	25			25	
	NORW	58			58	
	LIBER	24			24	
	CAN	12			12	
POTATOES	NORW	10			10	
VEGETABLE PREPS NES	GER	153			153	
	NORW	75			75	
	LIBER	442			442	
FOOD PREPARATIONS NES	U K		15		15	
	GER		2		2	
FEEDS CONCENT, COMPLETE	GER	65			65	
	GREEK	606			606	
	NORW	36			36	
	SWEDN	189			189	
	LIBER	168			168	
ASBESTOS UNMILLED	NORW	4			4	
SALT	GER	241			241	
	NORW	3			3	
	GER	142			142	
	GREEK	290			290	
	NORW	294			294	

T A B L E 1. CARGOES LOADED AT CANADIAN PORTS FOR FOREIGN COUNTRIES

COUNTRY OF DESTINATION AND KIND OF CARGO	REGISTRY OF VESSEL	ATLANTIC	GREAT LAKES	PACIFIC	TOTAL
LUMBER AND TIMBER	SWEDN	104			104
	LIBER	285			285
SAWMILL PRODUCTS NES VENEER AND PLYWOOD	U K			49	49
	NORW	35			35
WOOD FAB MATERIALS NES WOOD PULP NEWSPRINT PAPER	JAPAN			24	24
	JAPAN			1,402	1,402
PAPER NES	U K			55	55
	JAPAN			774	774
PAPER PAPERBOARD NES TEXTILE FAB MATRLS NES CHEMICALS NES	JAPAN			153	153
	NORW	53			53
CHEMICAL PRODUCTS NES STRUCTURAL SHAPES ALUMINUM NES CEMENT MACHINERY AUTOS AND CHASSIS	GER	603			603
	GREEK	692			692
RUBBER TIRES AND TUBES MISC EQUIPMENT NES HOUSEHOLD GOODS NES	NDRW	1,969			1,969
	LIBER	397			397
MISC PRODUCTS NES GENERAL CARGO	CAN	586			586
	OTHER	600			600
LEEWARD AND WINDWARD IS FISH CANNED MILK POWDER LUMBER AND TIMBER	GER	15			15
	NORW	17			17
SAWMILL PRODUCTS NES NEWSPRINT PAPER GENERAL CARGO	JAPAN			10	10
	OTHER	17			17
FISH SALTED OR CURED FISH CANNED	JAPAN			23	23
	GREEK	10			10
MEAT FRESH OR FROZEN	GER	7			7
	LIBER	20			20
MEAT CURED MEAT AND MEAT PREP NES FISH FRESH OR FROZEN	OTHER	3			3
	NORW		25		25
FISH SALTED OR CURED FISH CANNED	NORW	54			54
	JAPAN			4	4
MEAT FRESH OR FROZEN	JAPAN			1	1
	GREEK	28			28
MEAT CURED MEAT AND MEAT PREP NES FISH FRESH OR FROZEN	NORW	52			52
	LIBER	4			4
FISH SALTED OR CURED FISH CANNED	LIBER	24			24
	JAPAN			7	7
MEAT FRESH OR FROZEN	U K			87	87
	JAPAN			304	304
MEAT CURED MEAT AND MEAT PREP NES FISH FRESH OR FROZEN	NORW	2			2
	U K	163			172
MEAT FRESH OR FROZEN	DENMK	331			331
	GER	7,178			8,237
MEAT CURED MEAT AND MEAT PREP NES FISH FRESH OR FROZEN	GREEK	3,749			3,749
	ITALY	4,550			4,550
MEAT FRESH OR FROZEN	NORW	24,070			26,220
	SWEDN	261			261
MEAT CURED MEAT AND MEAT PREP NES FISH FRESH OR FROZEN	LIBER	6,355			6,355
	JAPAN			5	5
MEAT FRESH OR FROZEN	CAN	845			845
	OTHER	5,451			5,749
		72,189	3,578	14,432	90,199
MEAT FRESH OR FROZEN	JAPAN			2	2
	NORW	10			10
MEAT CURED MEAT AND MEAT PREP NES FISH FRESH OR FROZEN	DENMK			91	91
	NDRW			125	125
MEAT FRESH OR FROZEN	JAPAN			22	22
	OTHER	2			2
MEAT CURED MEAT AND MEAT PREP NES FISH FRESH OR FROZEN	U K	38			38
	GER	3,847		49	3,896
MEAT FRESH OR FROZEN	ITALY	6,102			6,102
	NETH	35			35
MEAT CURED MEAT AND MEAT PREP NES FISH FRESH OR FROZEN	NORW	21,605		53	21,658
	LIBER	5,164			5,164
MEAT FRESH OR FROZEN	JAPAN			1	1
	OTHER	4,478			4,478
		41,281	102	241	41,624
MEAT FRESH OR FROZEN	U K	56			56
	NETH	14			14
MEAT CURED MEAT AND MEAT PREP NES FISH FRESH OR FROZEN	U K	10			10
	U S A			1	1
MEAT FRESH OR FROZEN	U K	546			546
	PANAM	9			9
MEAT CURED MEAT AND MEAT PREP NES FISH FRESH OR FROZEN	CAN	54			54
	U S A			71	71
MEAT FRESH OR FROZEN	U K	128			128
	JAPAN			17	17
MEAT CURED MEAT AND MEAT PREP NES FISH FRESH OR FROZEN	U S A			204	204

T A B L E 1. CARGOES LOADED AT CANADIAN PORTS FOR FOREIGN COUNTRIES

COUNTRY OF DESTINATION AND KIND OF CARGO	REGISTRY OF VESSEL	ATLANTIC	GREAT LAKES	PACIFIC	TOTAL
MILK POWDER	NORW	82			82
WHEAT FLOUR	U K	264			264
	NORW		38		38
	U S A			40	40
APPLES	U K	522			522
	PANAM	56			56
FRUIT PREPARATIONS NES	GER		66		66
POTATOES	U K	1,939			1,939
	PANAM	71			71
	CAN	75			75
VEG, FRESH, FROZEN NES	U K	74			74
	GER		27		27
	NETH	2			2
VEGETABLE PREPS NES	GER		68		68
COFFEE	U S A			1	1
FOOD PREPARATIONS NES	U K	10			10
	U S A			170	170
ASBESTOS UNMILLED	NORW	49			49
BARYTES	DENMK	3,360			3,360
	OTHER	2,688			2,688
LUMBER AND TIMBER	GREEK			3,007	3,007
	LIBER			2,460	2,460
	U S A			932	932
SAWMILL PRODUCTS NES	U S A			44	44
VENEER AND PLYWOOD	U K	70			70
	GREEK			201	201
	LIBER			23	23
	U S A			120	120
WOOD FAB MATERIALS NES	U S A			59	59
NEWSPRINT PAPER	U K	129			129
	GER	67			67
	NETH	1			1
	NORW	450			450
PAPER NES	NORW	10			10
	JAPAN			4	4
	PANAM	12			12
	U S A			310	310
PAPERBOARD	NETH	227			227
PAPER PAPERBOARD NES	U K	191			191
	GREEK			67	67
	NORW	60			60
	U S A			89	89
CHEMICALS NES	U K	63			63
	GER	2			2
	NETH	102			102
	NORW	81			81
CHEMICAL PRODUCTS NES	U K	3			3
	NETH	60			60
	LIBER	55			55
IRON AND STEEL NES	U S A			23	23
NON-MET MIN PRODS NES	NORW	2			2
MACHINERY	U S A	177		102	279
HOUSEHOLD GOODS NES	JAPAN			9	9
	U S A			231	231
CONTAINERS EMPTY	OTHER	1			1
CONTAINERS NES	DENMK	1			1
MISC PRODUCTS NES	U S A			2	2
GENERAL CARGO	U K	5,079			5,079
	GER	8,934	1,395		10,329
	ITALY	4,241			4,241
	NETH	5,043			5,043
	NORW	29,957	1,371		31,328
	SWEON	1,209			1,209
	LIBER	6,535			6,535
	JAPAN			32	32
	PANAM	299			299
	CAN	206			206
	OTHER	5,720			5,720
		78,996	2,965	8,219	90,180
COSTA-RICA					
FISH FRESH OR FROZEN	LIBER			1	1
FISH CANNED	JAPAN			13	13
	OTHER	11			11
WHEAT	OTHER			1,528	1,528
MALT	LIBER			165	165
	JAPAN			55	55
	U S A			167	167
	OTHER			275	275

T A B L E 1. CARGOES LOADED AT CANADIAN PORTS FOR FOREIGN COUNTRIES

COUNTRY OF DESTINATION AND KIND OF CARGO	REGISTRY OF VESSEL	ATLANTIC	GREAT LAKES	PACIFIC	TOTAL
WHEAT FLOUR	U K			365	365
	LIBER			5,116	5,116
	JAPAN			3,713	3,713
	U S A			4,301	4,301
CEREALS MILLED NES	OTHER			3,581	3,581
	LIBER			5	5
APPLES	U S A			88	88
FOOD PREPARATIONS NES	OTHER			7	7
DIST ALCOHOLIC BEV	U S A			3	3
ASBESTOS UNMILLED		46		1	46
NEWSPRINT PAPER	NORW	4,245			4,245
PAPER NES	LIBER			10	10
	OTHER	200		13	213
	LIBER			90	90
CHEMICALS NES	OTHER			38	38
	NORW	5			5
CHEMICAL PRODUCTS NES	OTHER	3			3
ALUMINUM NES	CAN	50			50
CEMENT	NORW	1			1
MACHINERY	OTHER	2			2
HOUSEHOLD GOODS NES	U K			16	16
	U K			23	23
GENERAL CARGO	LIBER			173	173
	JAPAN			43	43
	U S A			4	4
	OTHER			67	67
	NORW	38			38
	OTHER	2			2
		4,603		19,861	24,464
CURA					
CATTLE	OTHER	4,667			4,667
OTHER LIVE ANIMALS	OTHER	5			5
FISH SALTED OR CURED	OTHER	1,111			1,111
MILK POWDER	U K	1,285			1,285
DAIRY PRODUCE EGGS NES	OTHER	644			644
	U K	683			683
WHEAT	U K	93,257			93,257
	OTHER	141,626			141,626
WHEAT FLOUR	U K	39,089			39,089
	OTHER	88,418			88,418
POTATOES	OTHER	14,066			14,066
SOYABEAN OIL CAKE MEAL	U K	3,600			3,600
	OTHER	3,379			3,379
FEEDS OF ANIMAL ORIGIN	OTHER	220			220
RAW HIDES AND SKINS	OTHER	1,094			1,094
PAPER NES	OTHER	307			307
PAPERBOARD	OTHER	425			425
PAPER PAPERBOARD NES	OTHER	1,090			1,090
ANIMAL OILS AND FATS	OTHER	16,134			16,134
CHEMICALS NES	OTHER	818			818
FERTILIZER	U K	25,122			25,122
	ITALY	10,451			10,451
	OTHER	84,795			84,795
MACHINERY	OTHER	72			72
AUTOS AND CHASSIS	U K	2			2
	OTHER	3			3
CONTAINERS EMPTY	OTHER	125			125
CONTAINERS NES	OTHER	2			2
GENERAL CARGO	U K	12,514			12,514
	NORW	280			280
	OTHER	45,077			45,077
		590,361			590,361
DOMINICAN REPUBLIC					
FISH CANNED	U K			1	1
WHEAT	U K			8,000	8,000
	NORW	3,831	3,692		7,523
	OTHER	12,732	11,143		23,875
DIST ALCOHOLIC BEV	JAPAN			9	9
ASBESTOS UNMILLED	LIBER	108			108
	OTHER	80			80
WOOD PULP	NORW	550			550
	JAPAN			563	563
NEWSPRINT PAPER	U K	400			400
	NORW	3,015			3,015
	OTHER	20			20
CHEMICALS NES	ITALY	24			24

T A B L E 1. CARGOES LOADED AT CANADIAN PORTS FOR FOREIGN COUNTRIES

COUNTRY OF DESTINATION AND KIND OF CARGO	REGISTRY OF VESSEL	ATLANTIC	GREAT LAKES	PACIFIC	TOTAL
CHEMICAL PRODUCTS NES	JAPAN			6	6
ALUMINUM NES	ITALY	49			49
METAL FAB PROOS NES	JAPAN			1	1
TRUCKS AND CHASSIS	JAPAN			10	10
RUBBER TIRES AND TUBES	GER		44		44
MISC PRODUCTS NES	JAPAN			6	6
GENERAL CARGO	DENMK	244			244
	GER	1,552	144		1,696
	ITALY	2,742			2,742
	NORW	8,806			8,806
	LIBER	2,541			2,541
	OTHER	1,839			1,839
		38,533	15,023	8,596	62,152
EL SALVAOOR					
FISH FRESH OR FROZEN	U K	49			49
DAIRY PRODUCE EGGS NES	U S A			1	1
	OTHER			5	5
WHEAT	GREEK			1,389	1,389
	LIBER			9,750	9,750
	PANAM			8,125	8,125
	OTHER			1,534	1,534
MALT	U S A			1,493	1,493
WHEAT FLOUR	U S A			43	43
	OTHER			29	29
RAW HIDES AND SKINS	OTHER			87	87
LEATHER	U S A			3	3
WOOD PULP	U S A			28	28
NEWSPRINT PAPER	LIBER			8	8
	U S A	316		1,167	1,483
	OTHER			2,053	2,053
PAPER NES	OTHER			26	26
PAPERBOARD	U S A			33	33
ANIMAL OILS AND FATS	LIBER			57	57
CHEMICALS NES	OTHER			5	5
CHEMICAL PRODUCTS NES	OTHER			2	2
HOUSEHOLD GOODS NES	U S A			3	3
	OTHER			37	37
GENERAL CARGO	U K	272			272
	GER	56			56
	NORW	13			13
	U S A	325		176	501
		1,031		26,054	27,085
GUATEMALA					
FISH FRESH OR FROZEN	U S A			2	2
FISH CANNED	LIBER			1	1
OATS	GER	59			59
	GREEK	63			63
WHEAT	GER	1,500			1,500
	GREEK	1,000			1,000
	LIBER	1,575			1,575
MALT	U S A			1,046	1,046
	OTHER			1,029	1,029
WHEAT FLOUR	U S A			16	16
	OTHER			35	35
CEREALS MILLED NES	U S A			229	229
	OTHER			162	162
GRAIN FEEDS NES	GREEK	1,025			1,025
DIST ALCOHOLIC BEV	U S A			3	3
ASBESTOS UNMILLED	GREEK	54			54
	NORW	211			211
	LIBER	158			158
SALT	GREEK	18			18
WOOD PULP	U S A			11	11
NEWSPRINT PAPER	GER	242			242
	GREEK	917			917
	NORW	741			741
	SWEON	475			475
	LIBER	53			53
	U S A			474	474
	OTHER			429	429
PAPER NES	OTHER			41	41
CHEMICALS NES	SWEON	12			12
	OTHER			10	10
CHEMICAL PRODUCTS NES	NORW	2			2
	CAN	25			25
IRON STEEL PIPES NES	GER	16			16
IRON AND STEEL NES	GREEK	13			13

T A B L E 1. CARGOES LOADED AT CANADIAN PORTS FOR FOREIGN COUNTRIES

COUNTRY OF DESTINATION AND KIND OF CARGO	REGISTRY OF VESSEL	ATLANTIC	GREAT LAKES	PACIFIC	TOTAL
ALUMINUM BAR INGOT	GREEK	4			4
ALUMINUM NES	NORW	15			15
	SWEON	1			1
RUBBER TIRES AND TUBES	NORW	13			13
HOUSEHOLD GOODS NES	OTHER			154	154
GENERAL CARGO	GER	714			714
	GREEK	1,479			1,479
	NORW	1,048			1,048
	SWEON	665			665
	LIBER	564			564
	U S A			30	30
	OTHER	1			1
		12,663		3,672	16,335
HAITI					
FISH SALTED OR CURED	CAN	60			60
FISH CANNED	U K			1	1
	JAPAN			7	7
CHEMICAL PRODUCTS NES	CAN	47			47
GENERAL CARGO	NETH	500			500
	LIBER	1,610			1,610
	CAN	3,045			3,045
		5,262		8	5,270
HONDURAS					
OATS	U S A			15	15
	OTHER			4	4
WHEAT FLOUR	U S A			245	245
	OTHER			498	498
CEREALS MILLEO NES	U S A			6	6
ASBESTOS UNMILLED	GREEK	189			189
	NORW	95			95
	LIBER	382			382
NEWSPRINT PAPER	LIBER	5			5
	OTHER			31	31
CHEMICAL PRODUCTS NES	CAN	127			127
ALUMINUM BAR INGOT	GREEK	13			13
ALUMINUM NES	LIBER	6			6
GENERAL CARGO	NORW	234			234
	U S A			9	9
		1,051		808	1,859
MEXICO					
MILK POWDER	OTHER	15			15
FRUIT PREPARATIONS NES	OTHER	6			6
FOOD PREPARATIONS NES	OTHER	5			5
MET ORES AND CONC NES	U S A			5	5
IRON AND STEEL SCRAP	LIBER	2,520			2,520
ASBESTOS UNMILLED	NORW	1,188			1,188
	LIBER	59			59
	JAPAN			374	374
	U S A			459	459
	OTHER	348		1,235	1,583
PHOSPHATE ROCK	OTHER	8			8
NON-MET MIN CRUDE NES	U K	5,000			5,000
	NORW	7,799			7,799
WOOD PULP	U K	2,148			2,148
	DENMK	420			420
	GREEK	551			551
	NORW	5,013		454	5,467
	LIBER	666			666
	OTHER	2,214			2,214
NEWSPRINT PAPER	U K	16,498			16,498
	DENMK	3,742			3,742
	GER	163			163
	GREEK	5,499			5,499
	NORW	26,438			26,438
	LIBER	4,624			4,624
	OTHER	790			790
OILS FATS WAXES NES	NORW	321			321
CHEMICALS NES	NORW	279		100	379
	JAPAN			50	50
	OTHER	3		75	78
SYNTHETIC RUBBER	NORW			17	17
CHEMICAL PRODUCTS NES	NORW			62	62
	U S A			75	75
	OTHER			36	36
TAR PITCH AND CREOSOTE	NORW	344			344
STEEL BAR AND ROD	NORW	109			109

T A B L E 1. CARGOES LOADED AT CANADIAN PORTS FOR FOREIGN COUNTRIES

COUNTRY OF DESTINATION AND KIND OF CARGO	REGISTRY OF VESSEL	ATLANTIC	GREAT LAKES	PACIFIC	TOTAL
RAILS, TRACK MATERIAL	U K	121,380			121,380
	GREEK	9,986			9,986
	NORW	9,122			9,122
ALUMINUM NES	NORW			217	217
NICKEL AND ALLOYS	NORW			14	14
	LIBER			5	5
	JAPAN			10	10
	U S A			2	2
	OTHER			27	27
FIREARMS, AMMUNITION	NORW	886			886
MISC PRODUCTS NES	JAPAN			9	9
	U S A			17	17
GENERAL CARGO	NORW	2,522			2,522
	LIBER	236			236
	OTHER	80			80
		230,982		3,243	234,225
NETHERLANDS ANTILLES					
MEAT AND MEAT PREP NES	U K			2	2
	JAPAN			7	7
FISH FRESH OR FROZEN	NETH			6	6
	JAPAN			3	3
FISH CANNED	U K			16	16
	ITALY			16	16
	JAPAN			84	84
FISH, MARINE ANIMAL NES	JAPAN			5	5
WHEAT FLOUR	JAPAN			52	52
FOOD PREPARATIONS NES	JAPAN			8	8
LUMBER AND TIMBER	ITALY			110	110
	JAPAN			84	84
SAWMILL PRODUCTS NES	JAPAN			14	14
VENEER AND PLYWOOD	ITALY			6	6
	JAPAN			7	7
NEWSPRINT PAPER	NETH	100			100
	NORW	64			64
PAPER NES	JAPAN			1	1
PAPER PAPERBOARD NES	U K			6	6
	JAPAN			49	49
CHEMICALS NES	NORW	2			2
CHEMICAL PRODUCTS NES	NETH	2			2
	CAN	133			133
ALUMINUM NES	GER	2			2
	NETH	1			1
TRUCKS AND CHASSIS	JAPAN			10	10
HOUSEHOLD GOODS NES	U K			17	17
	ITALY			31	31
	JAPAN			85	85
GENERAL CARGO	GER	917	100		1,017
	NETH	3,674			3,674
	NORW	2,327			2,327
	SWEON	170			170
	JAPAN			440	440
		7,392	100	1,059	8,551
NICARAGUA					
FISH FRESH OR FROZEN	U S A			7	7
	OTHER			3	3
FISH CANNED	OTHER			10	10
OATS	U S A			243	243
	OTHER			88	88
WHEAT	LIBER			1,512	1,512
	OTHER			3,000	3,000
MALT	LIBER			245	245
	U S A			111	111
	OTHER			1,544	1,544
WHEAT FLOUR	U S A			96	96
	OTHER			43	43
CEREALS MILLED NES	U S A			125	125
	OTHER			49	49
GRAIN FEEDS NES	U S A			92	92
	OTHER			63	63
NEWSPRINT PAPER	U S A			5	5
	OTHER			5	5
PAPER PAPERBOARD NES	U S A			25	25
	OTHER			19	19
CHEMICAL PRODUCTS NES	CAN	133			133
	OTHER	16			16
ALUMINUM NES	NORW	6			6
HOUSEHOLD GOODS NES	U S A			1	1

T A B L E 1. CARGOES LOADED AT CANADIAN PORTS FOR FOREIGN COUNTRIES

COUNTRY OF DESTINATION AND KIND OF CARGO	REGISTRY OF VESSEL	ATLANTIC	GREAT LAKES	PACIFIC	TOTAL
GENERAL CARGO	OTHER			5	5
	U S A			16	16
	OTHER	1			1
		156		7,307	7,463
PANAMA					
MEAT AND MEAT PREP NES	U K			1	1
	JAPAN			1	1
FISH FRESH OR FROZEN	U K	10			10
FISH CANNED	NORW			3	3
	JAPAN			7	7
	U S A			2	2
DAIRY PRODUCE EGGS NES	OTHER	3			3
OATS	NORW			290	290
	LIBER			113	113
	JAPAN			4	4
	U S A			507	507
	OTHER			27	27
MALT	LIBER			8	8
WHEAT FLOUR	U S A			1,212	1,212
	U K			45	45
	NORW			167	167
	LIBER			337	337
	JAPAN			223	223
	U S A			1,254	1,254
CEREALS MILLED NES	OTHER	33		263	296
	NORW			192	192
	LIBER			169	169
	JAPAN			249	249
	U S A			193	193
	OTHER			74	74
APPLES	NETH			24	24
	NORW			12	12
	U S A			172	172
	OTHER			163	163
POTATOES	U K	24			24
GRAIN FEEDS NES	NORW			50	50
TEXTILE FIBRES NES	LIBER			348	348
ASBESTOS UNMILLED	OTHER	268			268
VENEER AND PLYWOOD	U S A			3	3
NEWSPRINT PAPER	NORW	678			678
	LIBER	264		200	464
	U S A			36	36
	OTHER	238		65	303
PAPER NES	NORW			164	164
	JAPAN			53	53
	U S A			25	25
	OTHER	314			314
PAPERBOARD	U S A			10	10
PAPER PAPERBOARD NES	U S A			61	61
TEXTILE FAB MATRLS NES	NORW			1	1
CHEMICALS NES	NORW	49			49
	LIBER	5			5
CHEMICAL PRODUCTS NES	OENMK	22			22
	NORW	37		1,277	1,314
	LIBER			349	349
	U S A			354	354
	OTHER			695	695
STEEL PLATE AND SHEET	OTHER	80			80
ALUMINUM BAR INGOT	OTHER	55			55
ALUMINUM NES	NORW	78			78
MACHINERY	NORW	6			6
HOUSEHOLD GOODS NES	NORW			283	283
	JAPAN			70	70
	U S A			54	54
	OTHER			2	2
MISC PRODUCTS NES	NORW	1			1
GENERAL CARGO	DENMK	11			11
	GER	147			147
	NORW	2,307			2,307
	LIBER	88			88
	JAPAN			1	1
	U S A			264	264
	OTHER	240			240
		4,958		10,078	15,036
PUERTO RICO					
POTATOES	GER	1,978			1,978
	NETH	975			975

T A B L E 1. CARGOES LOADED AT CANADIAN PORTS FOR FOREIGN COUNTRIES

COUNTRY OF DESTINATION AND KIND OF CARGO	REGISTRY OF VESSEL	ATLANTIC	GREAT LAKES	PACIFIC	TOTAL	
GRAIN FEEDS NES RAW HIDES AND SKINS NON-MET MIN CRUDE NES LUMBER AND TIMBER	LIBER	1,211			1,211	
	CAN	350			350	
	OTHER	3,360			3,360	
	U S A			70	70	
	NORW	4			4	
	OTHER	150			150	
	U K			5,073	5,073	
	DENMK			9,544	9,544	
	GER			4,420	4,420	
	GREEK			32,272	32,272	
	NORW	61		18,877	18,938	
	LIBER			12,457	12,457	
	JAPAN			10,853	10,853	
	PANAM			5,781	5,781	
	OTHER	30		1,342	1,372	
SAWMILL PRODUCTS NES VENEER AND PLYWOOD WOOD FAB MATERIALS NES	JAPAN			20	20	
	JAPAN			44	44	
	U K			17	17	
	JAPAN			95	95	
WOOD PULP	GREEK			1	1	
	JAPAN			30	30	
NEWSPRINT PAPER	U K	1,499			1,499	
	DENMK	1,499			1,499	
CHEMICAL PRODUCTS NES STEEL PLATE AND SHEET	GER	823			823	
	NORW	9,039			9,039	
	LIBER	68			68	
	OTHER	467			467	
	CAN	25			25	
	U K		621		621	
	GER		409		409	
	NORW		709		709	
	OTHER		914		914	
	NORW		35		35	
IRON AND STEEL NES ALUMINUM BAR INGDT GENERAL CARGO	NORW	43			43	
	U K	200			200	
	DENMK	2,117			2,117	
	GER	5,065	199		5,264	
	NORW	20,993	169		21,162	
	LIBER	6,961			6,961	
	OTHER	1,077	436		1,513	
		57,995	3,492	100,896	162,383	
	U S VIRGIN ISLANDS FEEDS CONCENT, COMPLETE LUMBER AND TIMBER	NORW			2	2
		DENMK			325	325
NORW				263	263	
NORW				1	1	
DENMK				9	9	
PAPER NES MISC FAB MATERIALS NES GENERAL CARGO	NETH	13			13	
	NORW	180			180	
		193		600	793	
GREENLAND FISH, MARINE ANIMAL NES GENERAL CARGO	NORW	813			813	
	CAN	909			909	
		1,722			1,722	
ST PIERRE AND MIQUELON CATTLE OTHER LIVE ANIMALS MEAT FRESH OR FROZEN LOBSTER DAIRY PRODUCE EGGS NES POTATOES VEG, FRESH, FROZEN NES MARG SHORTENING LARD FOODS FEEDS BEV NES LDGS, ROUND TIMBER COAL BITUMINOUS LUMBER AND TIMBER SAWMILL PRODUCTS NES WOOD FAB MATERIALS NES PAPER PAPERBOARD NES FERTILIZER CHEMICAL PRODUCTS NES GASDLINE	OTHER	38			38	
	OTHER	23			23	
	OTHER	5			5	
	OTHER	1			1	
	OTHER	19			19	
	OTHER	264			264	
	OTHER	49			49	
	CAN	2			2	
	OTHER	2			2	
	OTHER	2			2	
	OTHER	8			8	
	OTHER	4,963			4,963	
	CAN	240			240	
	OTHER	526			526	
	CAN	6			6	
	OTHER	7			7	
	OTHER	5			5	
	CAN	360			360	
	CAN	251			251	
	CAN	2,464			2,464	
	OTHER	685			685	

T A B L E 1. CARGOES LOADED AT CANADIAN PORTS FOR FOREIGN COUNTRIES

COUNTRY OF DESTINATION AND KIND OF CARGO	REGISTRY OF VESSEL	ATLANTIC	GREAT LAKES	PACIFIC	TOTAL
FUEL OIL	CAN	13,117			13,117
	OTHER	482			482
LUBRICATING OIL, GREASE	OTHER	91			91
PETROL, COAL PRODS NES	OTHER	2			2
RAILS, TRACK MATERIAL	OTHER	2			2
ALUMINUM NES	OTHER	100			100
MACHINERY	OTHER	5			5
AUTOS AND CHASSIS	OTHER	7			7
TRUCKS AND CHASSIS	OTHER	7			7
RUBBER TIRES AND TUBES	OTHER	2			2
MISC EQUIPMENT NES	CAN	30			30
	OTHER	1			1
HOUSEHOLD GOODS NES	OTHER	1			1
CONTAINERS EMPTY	OTHER	1			1
MISC PRODUCTS NES	CAN	3			3
	OTHER	4			4
GENERAL CARGO	GER	87			87
	CAN	89			89
	OTHER	6,371	7		6,378
		30,322	7		30,329
U S ALASKA					
MEAT FRESH OR FROZEN	U S A			459	459
MEAT CURED	U S A			30	30
FISH FRESH OR FROZEN	U S A			69	69
DAIRY PRODUCE EGGS NES	U S A			141	141
APPLES	U S A			96	96
FRUIT FRESH, FROZEN NES	U S A			20	20
VEG, FRESH, FROZEN NES	CAN			2,354	2,354
	U S A			273	273
VEGETABLE PREPS NES	U S A			53	53
FOOD PREPARATIONS NES	CAN			8,528	8,528
	U S A			439	439
ALE BEER STOUT PORTER	CAN			2,240	2,240
	U S A			480	480
DIST ALCOHOLIC BEV	U S A			15	15
LOGS, ROUND TIMBER	CAN			169	169
	U S A			156	156
IRON DRE AND CONC	U S A			52	52
ASBESTOS UNMILLED	U S A			243	243
SULPHUR	CAN			430	430
	U S A			6,350	6,350
LUMBER AND TIMBER	LIBER			81	81
	CAN			2,160	2,160
	U S A			2,760	2,760
SAWMILL PRODUCTS NES	U S A			15	15
VENEER AND PLYWOOD	CAN			644	644
WOOD FAB MATERIALS NES	U S A			124	124
PAPER NES	U S A			34	34
PAPER PAPERBOARD NES	LIBER			90	90
	U S A			875	875
CHEMICALS NES	CAN			807	807
	U S A			576	576
FERTILIZER	U S A			1,058	1,058
CHEMICAL PRODUCTS NES	CAN			630	630
	U S A			2,562	2,562
GASOLINE	CAN			5,709	5,709
	U S A			131	131
FUEL OIL	CAN			19,241	19,241
	U S A			158	158
LUBRICATING OIL, GREASE	CAN			67	67
PETROL, COAL PRODS NES	U S A			650	650
IRON STEEL INGOT SLAB	U S A			27	27
STEEL PLATE AND SHEET	U S A			242	242
STRUCTURAL SHAPES	U S A			2,751	2,751
IRON STEEL PIPES NES	CAN			1,098	1,098
	U S A			2,676	2,676
IRON AND STEEL NES	CAN			87	87
	U S A			138	138
COPPER AND ALLOYS NES	U S A			85	85
NICKEL AND ALLOYS	U S A			41	41
METAL FAB PRODS NES	U S A			267	267
PLATE AND SHEET GLASS	U S A			23	23
CEMENT	CAN			3,171	3,171
	U S A			17,587	17,587
CONCRETE PRODUCTS NES	CAN			20	20
LIME	U S A			150	150
NON-MET MIN PRODS NES	CAN			463	463
	U S A			236	236

T A B L E 1. CARGOES LOADED AT CANADIAN PORTS FOR FOREIGN COUNTRIES

COUNTRY OF DESTINATION AND KIND OF CARGO	REGISTRY OF VESSEL	ATLANTIC	GREAT LAKES	PACIFIC	TOTAL
MACHINERY	LIBER			16	16
	CAN			1,281	1,281
	U S A			3,006	3,006
RAILWAY ROLLING STOCK	U S A			267	267
AUTOS AND CHASSIS	CAN			188	188
TRUCKS AND CHASSIS	U S A			119	119
MOTOR VEH PARTS NES	U S A			33	33
MOTOR VEHICLES NES	U S A			71	71
MISC VEH AND PARTS NES	CAN			23	23
	U S A			14	14
MISC EQUIPMENT NES	U S A			623	623
HOUSEHOLD GOODS NES	U S A			55	55
FIREARMS, AMMUNITION	U S A			1,724	1,724
CONTAINERS EMPTY	CAN			192	192
CONTAINERS NES	CAN			5	5
MISC PRODUCTS NES	CAN			26	26
	U S A			896	896
GENERAL CARGO	CAN			3,694	3,694
	U S A			181	181
				102,445	102,445
U S HAWAII					
MEAT AND MEAT PREP NES	OTHER			1	1
GRAIN, CEREAL PREP NES	GREEK			1	1
POTATOES	GREEK			25	25
	OTHER			25	25
FOOD PREPARATIONS NES	GER			1	1
FEEDS OF ANIMAL ORIGIN	GER			240	240
	GREEK			20	20
	OTHER			215	215
CRUDE VEG MATERIAL NES	GER			27	27
	OTHER			35	35
COAL BITUMINOUS	OTHER			50	50
CLAY MATERIALS NES	GER			8	8
LUMBER AND TIMBER	GER			3,639	3,639
	GREEK			273	273
	OTHER			3,806	3,806
SAWMILL PRODUCTS NES	GER			1,572	1,572
	GREEK			296	296
	OTHER			839	839
VENEER AND PLYWOOD	GER			21	21
WOOD FAB MATERIALS NES	GER			7	7
	GREEK			1	1
	OTHER			8	8
NEWSPRINT PAPER	GER			8,377	8,377
	GREEK			2,467	2,467
	OTHER			7,080	7,080
PAPER NES	GER			443	443
	GREEK			51	51
	OTHER			380	380
PAPER PAPERBOARD NES	GER			63	63
CHEMICALS NES	GER			10	10
FERTILIZER	GER			8,622	8,622
	OTHER			10,749	10,749
STEEL BAR AND ROD	GER			1	1
STRUCTURAL SHAPES	GER			35	35
	OTHER			60	60
ALUMINUM NES	GER			1	1
LEAD BAR INGOT PIG	GER			3	3
	OTHER			4	4
METAL FAB PRODS NES	GER			10	10
	GREEK			24	24
	OTHER			2	2
NON-MET MIN PRODS NES	GER			31	31
	OTHER			3	3
MACHINERY	GER			146	146
	GREEK			15	15
AUTOS AND CHASSIS	GER			1	1
	GREEK			1	1
MISC EQUIPMENT NES	GER			37	37
HOUSEHOLD GOODS NES	GER			14	14
	GREEK			3	3
	OTHER			14	14
MISC PRODUCTS NES	GREEK			1	1
	OTHER			22	22
GENERAL CARGO	U K			115	115
	GER			1	1
				49,896	49,896

T A B L E 1. CARGOES LOADED AT CANADIAN PORTS FOR FOREIGN COUNTRIES

COUNTRY OF DESTINATION AND KIND OF CARGO	REGISTRY OF VESSEL	ATLANTIC	GREAT LAKES	PACIFIC	TOTAL
U S PACIFIC PORTS					
MEAT FRESH OR FROZEN	NORW	61			61
MEAT CURED	U S A			2	2
MEAT AND MEAT PREP NES	U S A			775	775
FISH FRESH OR FROZEN	CAN	175		63	238
	U S A			597	597
FISH, MARINE ANIMAL NES	CAN			1,066	1,066
DAIRY PRODUCE EGGS NES	U S A			8	8
COFFEE	LIBER			30	30
	U S A			176	176
FOOD PREPARATIONS NES	U S A			6	6
FEEDS OF ANIMAL DRIGIN	CAN			80	80
RAW HIDES AND SKINS	U S A			62	62
CRUDE ANIMAL PRODUCTS	U S A			217	217
CRUDE VEG MATERIAL NES	U S A			4	4
LOGS, ROUND TIMBER	CAN			20,756	20,756
	U S A			15,676	15,676
PULPWOOD	CAN			1,027,954	1,027,954
	U S A			34,920	34,920
CRUDE WOOD MATRLS NES	NORW			8	8
	CAN			4,000	4,000
COPPER ORE AND CONC	NORW	18,195			18,195
	CAN			14,899	14,899
IRON ORE AND CONC	CAN			1,800	1,800
LEAD ORE AND CONC	NORW	16,389			16,389
ZINC ORE AND CONC	CAN			800	800
NON-FERROUS MET SCRAP	U K			3	3
SLAG DROSS BY-PRDDUCTS	CAN			12,300	12,300
COAL BITUMINOUS	JAPAN			6,160	6,160
COAL PETRO. PRODS NES	NORW			106	106
ASBESTOS UNMILLED	U K	1,500			1,500
	NORW	4,600			4,600
SAND AND GRAVEL	CAN			3,200	3,200
LIMESTONE	CAN			341,300	341,300
	U S A			21,938	21,938
CRUSHED STONE	CAN			1,000	1,000
	U S A			5,002	5,002
GYPSUM	NORW	16,419			16,419
NON-MET MIN CRUDE NES	NORW	127			127
	U S A			1,351	1,351
HDDGED FUEL	CAN			206,270	206,270
LUMBER AND TIMBER	NORW			54,528	54,528
	LIBER			1,876	1,876
	JAPAN			910	910
	CAN			37,225	37,225
SAWMILL PRODUCTS NES	U S A			1,225	1,225
	CAN			131	131
	U S A			39	39
VENEER AND PLYWOOD	CAN			2,210	2,210
WOOD FAB MATERIALS NES	U S A			20	20
WOOD PULP	NORW			7,063	7,063
	LIBER			130,600	130,600
	CAN	993		33,269	34,262
	U S A			8,205	8,205
NEWSPRINT PAPER	NORW			315,939	315,939
	SWEDN			230,716	230,716
	CAN			500	500
	U S A			78,111	78,111
VEG DILS FATS NES	U S A			17	17
CHEMICALS NES	CAN			1,389	1,389
	U S A			33	33
CHEMICAL PRODUCTS NES	U S A			31	31
GASOLINE	U S A			3,360	3,360
PETROL. COAL PRODS NES	LIBER	12,014			12,014
STRUCTURAL SHAPES	U S A			1	1
COPPER ALLOYED	NDRW	144			144
COPPER AND ALLOYS NES	CAN			200	200
METAL FAB PRODS NES	CAN			1	1
CEMENT	U S A			3,500	3,500
MACHINERY	U S A			3	3
AUTOS AND CHASSIS	U K			51	51
	U S A			1	1
HOUSEHOLD GOODS NES	U S A			18	18
CONTAINERS EMPTY	U S A			1,706	1,706
CONTAINERS NES	U S A			15	15
GENERAL CARGO	U S A			1,949	1,949
		70,617		2,637,371	2,707,988

T A B L E 1. CARGOES LOADED AT CANADIAN PORTS FOR FOREIGN COUNTRIES

COUNTRY OF DESTINATION AND KIND OF CARGO	REGISTRY OF VESSEL	ATLANTIC	GREAT LAKES	PACIFIC	TOTAL
U S GREAT LAKES PORTS					
FISH FRESH OR FROZEN	OTHER	7			7
BARLEY	U K	10,959	30,133		41,092
	CAN	15,668	137,666		153,334
	U S A		7,555		7,555
RYE	U K		11,200		11,200
	CAN		38,696		38,696
	OTHER		8,500		8,500
WHEAT	CAN		19,714		19,714
	U S A		12,000		12,000
MALT	U K		9,862		9,862
	CAN		2,059		2,059
WHEAT FLOUR	NORW			375	375
FEEDS CONCENT, COMPLETE	NORW			1	1
	OTHER		25		25
WINES	GER		32		32
OIST ALCOHOLIC BEV	U K		2		2
	CAN		17,784		17,784
LOGS, ROUND TIMBER	CAN		1,588		1,588
	U S A		5,214		5,214
PULPWOOD	CAN	105,752	91,870		197,622
IRON ORE AND CONC	U K	354,048	45,176		399,224
	GREEK	50,400			50,400
	CAN	9,222,543	2,629,097		11,851,640
	U S A	2,129,459	1,977,665		4,107,124
	OTHER	450,322	648,937		1,099,259
MANGANESE ORE AND CONC	CAN	4,480			4,480
	OTHER	12,911			12,911
ZINC ORE AND CONC	U K	15,146			15,146
MET ORES AND CONC NES	U K	3,100			3,100
IRON AND STEEL SCRAP	CAN	6,000	16,014		22,014
SLAG CROSS BY-PRODUCTS	CAN		600		600
ASBESTOS UNMILLED	U K	1,300			1,300
	NORW	1,300			1,300
DOLOMITE	CAN		395,333		395,333
	U S A		29,797		29,797
	OTHER		796,134		796,134
SAND AND GRAVEL	CAN		274,485		274,485
	U S A		148,165		148,165
STONE CRUDE NES	U S A		100		100
	OTHER		14,470		14,470
FLUORSPAR	CAN	5,018			5,018
	OTHER	17,778	7,778		25,556
SALT	CAN		100,610		100,610
	U S A		181,170		181,170
	OTHER		247,763		247,763
SULPHUR	CAN	52,616			52,616
NON-MET MIN CRUDE NES	CAN		11,360		11,360
	OTHER		41,206		41,206
LUMBER AND TIMBER	CAN		274		274
	U S A		220		220
WOOD PULP	U K	5,596			5,596
	NORW	4,280			4,280
	CAN	2,525	122,820		125,345
NEWSPRINT PAPER	U K	78,432			78,432
	NORW	2,499			2,499
	CAN	260,959	286,833		547,792
	OTHER		8,038		8,038
PAPER NES	U K	703			703
VEG OILS FATS NES	GER		6		6
CHEMICALS NES	GER		269		269
	CAN		62,304		62,304
	U S A		1,774		1,774
FERTILIZER	CAN		8,200		8,200
	OTHER		16,000		16,000
CHEMICAL PRODUCTS NES	GER		269		269
	NORW		1		1
FUEL OIL	CAN	34,355	17,800		52,155
LUBRICATING OIL, GREASE	CAN		2,571		2,571
TAR PITCH AND CREOSOTE	U S A		7,715		7,715
FERRO-ALLOYS	U S A		19,790		19,790
PIG IRON	CAN	159,794	61,784		221,578
	U S A		93,196		93,196
	U S A		77,353		77,353
IRON STEEL INGOT SLAB	CAN	1,176	29,895		31,071
STEEL PLATE AND SHEET	CAN		1,186		1,186
STRUCTURAL SHAPES	CAN		155		155
RAILS, TRACK MATERIAL	CAN		13,804		13,804
IRON AND STEEL NES	CAN		13,804		13,804

T A B L E 1. CARGOES LOADED AT CANADIAN PORTS FOR FOREIGN COUNTRIES

COUNTRY OF DESTINATION AND KIND OF CARGO	REGISTRY OF VESSEL	ATLANTIC	GREAT LAKES	PACIFIC	TOTAL
ALUMINUM BAR INGOT	CAN	454			454
PLATE AND SHEET GLASS	CAN		1,471		1,471
CEMENT	CAN		104,321		104,321
	U S A		107,684		107,684
MACHINERY	U S A		125		125
MOTOR VEHICLES NES	NORW			50	50
HOUSEHOLD GOODS NES	GER		1		1
CONTAINERS EMPTY	GER		23		23
	U S A		18		18
GENERAL CARGO	U K	545			545
	GER		150		150
	CAN	112	2		114
	OTHER	205			205
		13,010,442	9,005,812	426	22,016,680
U S ATLANTIC & GULF PORTS					
OTHER LIVE ANIMALS	CAN	3			3
MEAT FRESH OR FROZEN	CAN	21			21
FISH FRESH OR FROZEN	U K	155			155
	DENMK	11			11
	GER	688			688
	NORW	4,820			4,820
	CAN	62,709			62,709
	U S A	1,719			1,719
	OTHER	3,131			3,131
FISH SALTED OR CURED	U K	5			5
	NORW	17			17
	CAN	1,320			1,320
	OTHER	8			8
FISH CANNED	U K	12			12
LOBSTER	U K	25			25
	DENMK	5			5
	NORW	10			10
	CAN	4,265			4,265
	U S A	129			129
FISH, MARINE ANIMAL NES	U K	2			2
	GER	110			110
	NORW	276			276
	CAN	44			44
	OTHER	57			57
MILK POWDER	CAN	33			33
DAIRY PRODUCE EGGS NES	CAN	17			17
APPLES	U K	36			36
FRUIT FRESH, FROZEN NES	NORW	15			15
	CAN	211			211
FRUITS DRIED PRESERVED	CAN	62			62
FRUIT PREPARATIONS NES	U K	68			68
	DENMK	13			13
	CAN	136			136
	OTHER	272			272
NUTS NES	NORW	13			13
POTATOES	DENMK	6,384			6,384
	NORW	3,307			3,307
	SWEDN	4,500			4,500
	LIBER	8,958			8,958
VEG, FRESH, FROZEN NES	CAN	6			6
VEGETABLE PREPS NES	CAN	19			19
SUGAR PREPARATIONS	CAN	5			5
FOOD PREPARATIONS NES	DENMK	4			4
	CAN	148			148
FEEDS OF ANIMAL ORIGIN	CAN	706			706
FOODS FEEDS BEV NES	CAN	300			300
RAW HIDES AND SKINS	CAN	2			2
CRUDE ANIMAL PRODUCTS	CAN	1,061			1,061
	U S A	11			11
CRUDE VEG MATERIAL NES	CAN	1,950			1,950
LOGS, ROUND TIMBER	CAN			2,432	2,432
PULPWOOD	CAN	20,325			20,325
	U S A	1,200			1,200
	CAN	30			30
CRUDE WOOD MATRLS NES	GER	255			255
COPPER ORE AND CONC	U K	727,277			727,277
IRON ORE AND CONC	DENMK	77,448			77,448
	GREEK	349,552			349,552
	ITALY	61,096			61,096
	NETH	28,560			28,560
	NORW	1,606,858			1,606,858
	SWEDN	66,192			66,192
	LIBER	7,158,878			7,158,878

T A B L E 1. CARGOES LOADED AT CANADIAN PORTS FOR FOREIGN COUNTRIES

COUNTRY OF DESTINATION AND KIND OF CARGO	REGISTRY OF VESSEL	ATLANTIC	GREAT LAKES	PACIFIC	TOTAL
	PANAM	51,856			51,856
	CAN	25,760			25,760
	OTHER	139,720			139,720
LEAD ORE AND CONC	GER	1,699			1,699
	GREEK	4,368			4,368
ZINC ORE AND CONC	NORW	13,440			13,440
MET ORES AND CONC NES	DENMK	4,206			4,206
	GER	19			19
	NORW	55,432			55,432
	LIBER	32,837			32,837
SLAG CROSS BY-PRODUCTS	GER	4,020			4,020
COAL ANTHRACITE	LIBER	15,802			15,802
ASBESTOS UNMILLED	U K	1,900			1,900
	NORW	18			18
LIMESTONE	NORW	16,748			16,748
BARYTES	GER	37,772			37,772
	NORW	21,773			21,773
	SWEON	3,641			3,641
	LIBER	73,445			73,445
	PANAM	11,874			11,874
GYPSUM	U K	2,543,105			2,543,105
	DENMK	18,787			18,787
	GER	3,365			3,365
	GREEK	68,472			68,472
	ITALY	98,596			98,596
	NORW	382,118			382,118
	SWEON	97,779			97,779
	LIBER	1,163,911			1,163,911
	PANAM	159,446			159,446
	U S A	10,183			10,183
	OTHER	351,394			351,394
SALT	U K	89,530			89,530
	CAN	103			103
	U S A	1,050	7,020		8,070
SULPHUR	NORW	1,659			1,659
	SWEON	1,200			1,200
NON-MET MIN CRUDE NES	U K	15,478			15,478
	DENMK	5,240			5,240
	NORW	22,529			22,529
	SWEON	31,665			31,665
	LIBER	20,390			20,390
WASTE AND SCRAP NES	NORW	75			75
	CAN	70			70
LUMBER AND TIMBER	U K			55,640	55,640
	GER			555	555
	GREEK			171,265	171,265
	NETH			13,138	13,138
	NORW			560,192	560,192
	SWEON			152,784	152,784
	LIBER			231,165	231,165
	PANAM			2,475	2,475
	CAN	13			13
	OTHER			28,145	28,145
WOOD PULP	U K	14,472			14,472
	DENMK	2,200			2,200
	GER	7,427			7,427
	GREEK			4,376	4,376
	ITALY	3,515			3,515
	NETH			2,064	2,064
	NORW	4,344		1,976	6,320
	LIBER	43,945		2,205	46,150
	PANAM	3,080			3,080
	CAN	1,010			1,010
NEWSPRINT PAPER	U K	398,080			398,080
	DENMK	22,679			22,679
	GER	9,171			9,171
	GREEK	7,222			7,222
	NORW	366,372		2,803	369,175
	SWEON	30,709			30,709
	LIBER	24,880			24,880
	CAN	30,863	10,588		41,451
	OTHER	6,368			6,368
PAPER NES	CAN	8			8
TEXTILE FAB MATRLS NES	CAN	183			183
FISH, MARINE ANIMAL OIL	NORW	672			672
	CAN	2,253			2,253
CHEMICALS NES	OTHER	3			3
FERTILIZER	U K			5,880	5,880
	LIBER			20,136	20,136

T A B L E 1. CARGOES LOADED AT CANADIAN PORTS FOR FOREIGN COUNTRIES

COUNTRY OF DESTINATION AND KIND OF CARGO	REGISTRY OF VESSEL	ATLANTIC	GREAT LAKES	PACIFIC	TOTAL
CHEMICAL PRODUCTS NES	CAN	50			50
	NORW			425	425
FUEL OIL	CAN	226			226
	NORW	56,457			56,457
COKE	CAN	28			28
	NORW	11,788			11,788
TAR PITCH AND CREOSOTE	NORW	11,719			11,719
	LIBER	8,000			8,000
PIG IRON	U S A		2,300		2,300
	DENMK	503			503
	GER	3,004			3,004
	GREEK	10,588			10,588
	NORW	11,620			11,620
	SWEDN	6,000			6,000
STEEL PLATE AND SHEET	U S A	125			125
	U K	780			780
MACHINERY	GREEK	135			135
	CAN	78			78
AUTOS AND CHASSIS	U S A	3			3
	U K	4			4
	NORW	82			82
	SWEDN	448			448
	CAN	40			40
	CAN	56			56
TRUCKS AND CHASSIS	SWEDN	1			1
MOTOR VEH PARTS NES	CAN	14			14
MOTDR VEHICLES NES	U K	391			391
MISC VEH AND PARTS NES	DENMK	1			1
	CAN	259			259
MISC EQUIPMENT NES	U S A	3			3
	CAN	6			6
HOUSEHOLD GOODS NES	CAN	24			24
CONTAINERS EMPTY	DENMK	2			2
	SWEDN	18			18
GENERAL CARGO	CAN	43			43
	U K	283			283
	DENMK	229			229
	NORW	92			92
	LIBER	221			221
	CAN	271			271
	OTHER	7			7
		16,910,993	19,908	1,257,656	18,188,557
GRAND TOTAL		54,127,292	10,396,868	18,986,547	83,510,707

T A B L E 2. CARGOES UNLOADED AT CANADIAN PORTS FROM FOREIGN COUNTRIES

COUNTRY OF ORIGIN AND KIND OF CARGO	REGISTRY OF VESSEL	ATLANTIC	GREAT LAKES	PACIFIC	TOTAL
UNITED KINGDOM					
CATTLE	U K	61			61
OTHER LIVE ANIMALS	U K	1		2	3
MEAT AND MEAT PREP NES	U K	87			87
FISH FRESH OR FROZEN	U K	70		69	139
	DENMK	24			24
FISH SALTED OR CURED	U K	305			305
FISH CANNED	U K			7	7
FISH, MARINE ANIMAL NES	U K	17			17
DAIRY PRODUCE EGGS NES	U K	44		1	45
	DENMK	18			18
MALT	U K	18		12	30
WHEAT FLDUR	U K			1	1
GRAIN, CEREAL PREP NES	U K	382		95	477
	DENMK	34			34
	GER	22	5		27
	NORW	55			55
	SWEDN	30			30
FRUITS DRIED PRESERVED	U K		48	40	88
	DENMK	18			18
	NORW		13		13
	SWEDN	21			21
FRUIT PREPARATIONS NES	U K	236	97	257	590
	DENMK			26	26
	GER	4	11		15
	NORW	82		18	100
NUTS NES	U K	148			148
VEG, FRESH, FROZEN NES	DENMK			4	4
BEANS AND PEAS DRIED	U K			16	16
VEGETABLE PREPS NES	DENMK	28			28
	NORW	83			83
SUGAR	DENMK			36	36
MOLASSES AND SYRUP NES	U K	246		1	247
	DENMK	117			117
	GER	76			76
	NORW	104			104
SUGAR PREPARATIONS	U K	1,467	424	632	2,523
	DENMK	162		18	180
	GER	32			32
	NORW	198	13	4	215
	SWEDN	20			20
	DTHR	33			33
COCOA AND CHOCOLATE	U K	403	106	14	523
	NORW	75	1,107		1,182
COFFEE	U K			4	4
TEA	U K	173		118	291
	DENMK	6			6
	GER	43			43
	GREEK	13			13
	NORW	276			276
SPICES	NORW	33			33
	SWEDN	9			9
FOOD PREPARATIONS NES	U K	1,114	15	428	1,557
	DENMK			27	27
	GER	331			331
	NETH			120	120
	NORW	18		7	25
	SWEDN	15			15
OIL SEED CAKE MEAL NES	U K			32	32
FEEDS OF ANIMAL ORIGIN	U K	51		260	311
FEEDS CONCENT, COMPLETE	NORW	20			20
ALE BEER STOUT PORTER	U K	142	26	69	237
	SWEDN	5			5
WINES	U K	104			104
	NORW	327			327
	SWEDN	72			72
DIST ALCOHOLIC BEV	U K	6,421	418	867	7,706
	DENMK	520		14	534
	GER	129			129
	NETH			44	44
	NORW	1,024		1	1,025
	SWEDN	483			483
TDSACCO	U K	138		2	140
FOODS FEEDS BEV NES	U K			9	9
	GER	153			153
RAW HIDES AND SKINS	U K	3			3
	NORW	3			3
	SWEDN	5			5

T A B L E 2. CARGOES UNLOADED AT CANADIAN PORTS FROM FOREIGN COUNTRIES

COUNTRY OF ORIGIN AND KIND OF CARGO	REGISTRY OF VESSEL	ATLANTIC	GREAT LAKES	PACIFIC	TOTAL
SEEDS FOR SOWING NES	U K	4			4
	DENMK			3	3
RUBBER AND GUMS NAT	U K	31		3	34
CRUDE VEG MATERIAL NES	U K	110	10		120
	GER	12			12
	NORW	13			13
WOOL AND ANIMAL HAIR	U K	1,097	18	33	1,148
	DENMK	3		21	24
	NORW	10		18	28
	OTHER	86			86
TEXTILE FIBRES NES	U K	173	292	10	475
	NORW	26			26
COPPER ORE AND CONC	U K	7			7
IRON ORE AND CONC	NORW	19			19
ILMENITE ORE	U K	299			299
NICKEL ORE AND CONC	NORW	422			422
MET ORES AND CONC NES	U K	655			655
SLAG CROSS BY-PRODUCTS	U K	909			909
COAL ANTHRACITE	LIBER	5,578			5,578
COAL PETRO. PRODS NES	U K	6,909			6,909
ASBESTOS UNMILLED	U K	4		17	21
CHINA CLAY	U K	8,288			8,288
	DENMK		4,388	2,868	7,256
	GER		9,521	1,199	10,720
	GREEK	9,030			9,030
	NORW	5,275		675	5,950
	SWEON	9,428		1,287	10,715
CLAY MATERIALS NES	U K	83	183		266
	GER		399		399
SAND AND GRAVEL	U K	22	17		39
BARYTES	U K		1,064		1,064
FLUORSPAR	U K	504		6	510
SALT	U K	52			52
	DENMK	52			52
	GER	8			8
NON-MET MIN CRUDE NES	U K	43			43
WASTE AND SCRAP NES	U K	15	94		109
	GER	32			32
LEATHER	U K	232	47	1	280
	NORW			6	6
	SWEDN	4			4
RUBBER FAB MATERIALS	U K	42		7	49
	NORW	7			7
SAWMILL PRODUCTS NES	U K		52		52
	NORW	25			25
VENEER AND PLYWOOD	U K	23		28	51
	NORW	25			25
WOOD FAB MATERIALS NES	U K	402			402
	DENMK	20			20
	NORW	9			9
PAPER NES	U K	82		2	84
	GER	100			100
	NORW	20			20
PAPER PAPERBOARD NES	U K	18		136	154
SACKING MATERIALS	U K	97	208	7	312
TEXTILE FAB MATRLS NES	U K	4,834	366	785	5,985
	DENMK	310		382	692
	GER	139			139
	GREEK	14			14
	NORW	264		24	288
	SWEDN	9			9
	OTHER	18			18
ANIMAL OILS AND FATS	U K	5			5
FISH,MARINE ANIMAL OIL	U K	621	115		736
VEG OILS FATS NES	U K	900	124		1,024
	NORW	954	4,498		5,452
OILS FATS WAXES NES	U K	69		15	84
	SWEDN	3			3
CHEMICALS NES	U K	3,956	534	541	5,031
	DENMK	131	2,833	314	3,278
	GER	5,059	78		5,137
	GREEK	10			10
	NORW	14,065	1,274	172	15,511
	SWEDN	184	47		231
FERTILIZER	U K	20		6	26
	GER	5			5
	NORW	73			73
SYNTHETIC RUBBER	U K	149			149
	OTHER	28			28

T A B L E 2. CARGOES UNLOADED AT CANADIAN PORTS FROM FOREIGN COUNTRIES

COUNTRY OF ORIGIN AND KIND OF CARGO	REGISTRY OF VESSEL	ATLANTIC	GREAT LAKES	PACIFIC	TOTAL
CHEMICAL PRODUCTS NES	U K	945	264	217	1,426
	DENMK			78	78
	NDRW	548		13	561
	SWEDN	90			90
	OTHER	25			25
GASOLINE FUEL DIL LUBRICATING DIL, GREASE TAR PITCH AND CREOSOTE	U K	44,924			44,924
	U K	24,296			24,296
	U K			624	624
	U K			332	332
	DENMK			16,418	16,418
PETROL. CDAL PRODS NES	GER	74			74
	NDRW			23,004	23,004
	SWEDN			7,983	7,983
	U K	41	22	30	93
	NETH			4	4
IRON STEEL INGOT SLAB	U K		40	32	72
	NDRW	2,172			2,172
	U K	1,947	3,288	408	5,643
	DENMK	12			12
	GER		538		538
STEEL BAR AND ROD	NDRW	2,007	428		2,435
	SWEDN			7	7
	U K	4,392	12,926	20,759	38,077
	DENMK	194		174	368
	GER	24	303	4,266	4,593
STEEL PLATE AND SHEET	GREEK		6,811		6,811
	NDRW	63	10,573	8,222	18,858
	SWEDN			1,391	1,391
	U K	4,404	3,283	1,484	9,171
	DENMK	1,016		1,677	2,693
STRUCTURAL SHAPES	GER	2,627	158	31	2,816
	NDRW	929	57	307	1,293
	SWEDN			21	21
	U K			20	20
	U K	1,880	1,970	472	4,322
RAILS, TRACK MATERIAL IRON STEEL PIPES NES	DENMK	254		5,756	6,010
	GER	158	91	3,059	3,308
	NETH		274	3	277
	NDRW	130	352		482
	SWEDN	4	13	1,874	1,891
IRON AND STEEL NES	OTHER	68			68
	U K	5,362	450	3,574	9,386
	DENMK	5		353	358
	GER	74	39		113
	GREEK	36			36
ALUMINUM BAR INGOT	NETH			134	134
	NDRW	58	24	1,150	1,232
	SWEDN	17			17
	OTHER	46			46
	U K	10	6	39	55
ALUMINUM NES	DENMK			6	6
	NDRW		12		12
	U K	381		20	401
	DENMK	3			3
	GER	9	8		17
COPPER ALLOYED	NETH	180			180
	NDRW		8		8
	U K	183			183
	DENMK			10	10
	NDRW	2			2
COPPER AND ALLOYS NES	U K	28	668		696
	U K	22			22
	U K	70			70
	DENMK	1		2	3
	GER	4			4
ZINC BAR INGOT PIG NON-FERROUS METALS NES	NDRW	15			15
	U K	1,189	451	381	2,021
	DENMK	57		21	78
	GER	6	40		46
	NDRW	114		27	141
METAL FAB PRODS NES	OTHER	31			31
	U K	4,610	86	1,063	5,759
	DENMK	325			325
	GER	37			37
	NDRW	359			359
PLATE AND SHEET GLASS	OTHER	206			206
	U K	275	362	268	905
	DENMK	53			53
	GER	177			177
	CEMENT				

T A B L E 2. CARGOES UNLOADED AT CANADIAN PORTS FROM FOREIGN COUNTRIES

COUNTRY OF ORIGIN AND KIND OF CARGO	REGISTRY OF VESSEL	ATLANTIC	GREAT LAKES	PACIFIC	TOTAL
	GREEK	22			22
	NETH				132
	NORW	3,312		132	3,312
	SWEON	880			880
LIME	U K	34	34		68
NON-MET MIN PRODS NES	U K	2,865	1,323	146	4,334
	DENMK			10	10
	GER		57	15	72
	NORW	4	215	6	225
	OTHER	35			35
MISC FAB MATERIALS NES	U K	1,213	3,001	603	4,817
	DENMK	150		125	275
	GER	28	136		164
	GREEK	2			2
	NORW	88	34	11	133
MACHINERY	U K	18,354	2,845	2,072	23,271
	DENMK	702		251	953
	GER	441	1,074	58	1,573
	GREEK	3			3
	NETH		20	10	30
	NORW	2,001	207	90	2,298
	SWEDN	111	13		124
	OTHER	423			423
RAILWAY ROLLING STOCK	U K		256	28	284
	GER		2		2
AUTOS AND CHASSIS	U K	14,155	2,870	503	17,528
	DENMK	548		367	915
	GER	374	357	459	1,190
	GREEK	2,483			2,483
	NETH	4			4
	NORW	3,592	437	4,103	8,132
	SWEDN	346		39	385
	OTHER	1,047			1,047
TRUCKS AND CHASSIS	U K	294		5	299
	OTHER	24			24
MOTOR VEH PARTS NES	U K	1,156	35	37	1,228
	DENMK			99	99
	GER		25		25
	NORW	800			800
	SWEDN	8			8
	OTHER	49			49
MOTOR VEHICLES NES	U K	42	174	10	226
	DENMK			226	226
	NORW	24			24
MISC VEH AND PARTS NES	U K	48		42	90
	DENMK			109	109
	NORW	15			15
RUBBER TIRES AND TURES	U K	445	9	5	459
	DENMK	24			24
	NORW	68	2	3,683	3,753
	SWEDN		9		9
MISC EQUIPMENT NES	U K	778	306	48	1,132
	DENMK			7	7
	GER	59	74		133
	NORW	157	76	6	239
	SWEON	11	20		31
HOUSEHOLD GOODS NES	U K	2,730	1,416	711	4,857
	DENMK	144		69	213
	GER	43	7		50
	GREEK	8			8
	NORW	173		27	200
	SWEDN	20			20
	OTHER	42			42
FIREARMS, AMMUNITION	U K	35		2	37
	NORW	57			57
	SWEON	3			3
CONTAINERS EMPTY	U K	894	42		936
	GER	30			30
	NORW	143			143
CONTAINERS NES	U K	581	71	7	659
	DENMK	144		2	146
	GER	34			34
	NORW	28			28
	SWEON	5			5
MISC PRODUCTS NES	U K	1,350	15	154	1,519
	DENMK	226			226
	GER	29			29
	GREEK	4			4
	NORW	324		20	344

T A B L E 2. CARGOES UNLOADED AT CANADIAN PORTS FROM FOREIGN COUNTRIES

COUNTRY OF ORIGIN AND KIND OF CARGO	REGISTRY OF VESSEL	ATLANTIC	GREAT LAKES	PACIFIC	TOTAL
GENERAL CARGO	SWEON	21			21
	OTHER	32			32
	U K	217,811	63,341	20,749	301,901
	DENMK	16,583		3,001	19,584
	GER	19,497	11,541		31,038
	GREEK	52			52
	NETH	6,219	5,132	609	11,960
	NORW	52,042	11,174	2,041	65,257
	SWEON	6,656	1,279		7,935
	CAN	2			2
OTHER	7,178	46		7,224	
		596,005	179,665	158,232	933,902
BELGIUM AND LUXEMBOURG					
FISH CANNED	GREEK	31			31
CEREALS MILLED NES	GER	35			35
FRUIT PREPARATIONS NES	GER		47	23	70
	OTHER			4	4
VEGETABLE PREPS NES	DENMK	16			16
MOLASSES AND SYRUP NES	GER			2	2
SUGAR PREPARATIONS	GER	2			2
COCOA AND CHOCOLATE	GER	41			41
	GREEK	19			19
TEA	GER	13			13
SPICES	GER	20			20
FOOD PREPARATIONS NES	GER			160	160
	GREEK			26	26
	SWEON			39	39
ALE BEER STOUT PORTER	OTHER			55	55
WINES	GER	5		13	18
	SWEON			6	6
DIST ALCOHOLIC BEV	U K	7			7
	GREEK	3			3
TOBACCO	GER	10			10
	GREEK	12			12
FOODS FEEDS BEV NES	DENMK	875			875
	GER	239			239
	GREEK	108			108
SEEDS FOR SOWING NES	GREEK	6			6
CRUDE VEG MATERIAL NES	GER	63		5	68
	SWEON			8	8
TEXTILE FIBRES NES	GER	22	3		25
	GREEK	5			5
ZINC ORE AND CONC	GER		11		11
SLAG DROSS BY-PRODUCTS	U K	254			254
	OTHER	103			103
ASBESTOS UNMILLED	GER			9	9
	SWEON			83	83
STONE CRUDE NES	GER	185			185
RUBBER FAB MATERIALS	GER			28	28
VENEER AND PLYWOOD	GER	5			5
PAPER NES	OTHER	3			3
PAPER PAPERBOARD NES	GER			8	8
TEXTILE FAB MATRLS NES	GER	95		30	125
	GREEK	3			3
	NORW		241		241
	SWEON			28	28
CHEMICALS NES	U K	279			279
	GER	120	38	264	422
	GREEK	13		7	20
	NETH	50			50
	SWEON			6	6
FERTILIZER	GER	2,425			2,425
	NORW	4,032			4,032
	OTHER	4,500	4,200		8,700
CHEMICAL PRODUCTS NES	GER	29		8	37
	GREEK			9	9
FERRO-ALLOYS	GREEK	12			12
	SWEON	114			114
IRON STEEL INGOT SLAB	U K	2,010			2,010
	GER	563		1,837	2,400
	NORW		1,042		1,042
STEEL BAR AND ROD	U K	9,692	2,347		12,039
	DENMK	362			362
	GER	291	2,852	1,576	4,719
	GREEK	1,109		451	1,560
	ITALY		1,179		1,179
	NETH	165			165
	NORW	7,114	4,124	4,997	16,235

T A B L E 2. CARGOES UNLOADED AT CANADIAN PORTS FROM FOREIGN COUNTRIES

COUNTRY OF ORIGIN AND KIND OF CARGO	REGISTRY OF VESSEL	ATLANTIC	GREAT LAKES	PACIFIC	TOTAL
STEEL PLATE AND SHEET	SWEDN	3,151	5,047	4,311	12,509
	LIBER		2,537		2,537
	CAN	563			563
	OTHER	16,760	4,026	1,062	21,848
	U K	1,236	57		1,293
	GER	2,248	31	112	2,391
	GREEK	187			187
	ITALY		156		156
	NORW		852	296	1,148
	SWEDN		5,581	137	5,718
STRUCTURAL SHAPES	CAN	1,814			1,814
	OTHER			270	270
	U K	22,007	2,245		24,252
	DENMK	995			995
	GER	14,281	11,224	3,846	29,351
	GREEK	450		150	600
	ITALY		3,387		3,387
	NETH	12	38		50
	NORW	21,186	25,353	485	47,024
	SWEDN	7,568	712	2,488	10,768
RAILS, TRACK MATERIAL	CAN	16,460	878		17,338
	OTHER	2,755	2,483	1,107	6,345
	U K	50			50
	GER	58		285	343
	SWEON			152	152
	OTHER			152	152
	U K	1,203	104		1,307
	GER	229	791	127	1,147
	GREEK	220			220
	ITALY		40		40
IRON AND STEEL NES	NETH	49			49
	NORW	72	682		754
	OTHER	103	58	47	208
	U K	111	83		194
	DENMK		55		55
	GER	488	548	4,127	5,163
	GREEK	1,310		362	1,672
	ITALY		63		63
	NORW	46	2,598		2,644
	SWEON	2,426		465	2,891
ALUMINUM BAR INGOT	CAN	302			302
	OTHER		1,360	276	1,636
	GREEK	3			3
	OTHER	76			76
	GER	8		96	104
	GREEK	2			2
	U K	46			46
	GER			522	522
	GREEK			248	248
	OTHER			62	62
METAL FAB PRODS NES	GER	54	34	110	198
	GREEK	25			25
	ITALY		16		16
	NORW		55		55
	SWEON			58	58
	OTHER			92	92
	U K	281	6	72	359
	DENMK	282			282
	GER	852	191	5,253	6,296
	GREEK	225			225
PLATE AND SHEET GLASS	NETH	183	243	22	448
	NORW	405			405
	SWEDN			1,541	1,541
	CAN	763			763
	OTHER		13	132	145
	U K	124			124
	DENMK	100			100
	GER	188		57	245
	GREEK	88			88
	NETH	265			265
CEMENT	NORW	110			110
	SWEDN	461			461
	GER			14	14
	U K	541			541
	DENMK	6			6
	GER	47	56	301	404
	GREEK	53			53
	SWEDN			169	169
	CAN	529			529
	CONCRETE PRODUCTS NES NON-MET MIN PRODS NES				

T A B L E 2. CARGOES UNLOADED AT CANADIAN PORTS FROM FOREIGN COUNTRIES

COUNTRY OF ORIGIN AND KIND OF CARGO	REGISTRY OF VESSEL	ATLANTIC	GREAT LAKES	PACIFIC	TOTAL	
MISC FAB MATERIALS NES MACHINERY	GREEK	3			3	
	U K		397		397	
	GER	289		26	315	
	GREEK	35			35	
	NETH		765		765	
	NORW		1,454		1,454	
	CAN	8			8	
	OTHER	387	1,693	1	2,081	
	U K	201			201	
	GER	4		21	25	
AUTOS AND CHASSIS	GREEK	27		6	33	
	NDRW		1	2	3	
	SWEDN			8	8	
	OTHER			1	1	
	GER			4	4	
MOTOR VEH PARTS NES	OTHER			94	94	
	GER			5	5	
RUBBER TIRES AND TUBES	GER			10	10	
MISC EQUIPMENT NES	U K	5			5	
HOUSEHOLD GOODS NES	GER	24		105	129	
	GREEK	7			7	
	NETH	707			707	
	NORW	6			6	
	OTHER	1		7	8	
	CAN	3			3	
	CONTAINERS EMPTY	DENMK	32			32
		GER	44			44
	MISC PRODUCTS NES	GREEK	39			39
		NETH	12			12
NORW		33			33	
OTHER		10			10	
U K		20,928	1,119	629	22,676	
DENMK		7,745	199		7,944	
GER		68,618	13,611	21	82,250	
GREEK		6,614	714	5	7,333	
ITALY		5,667	89		5,756	
NETH		6,171	1,152	543	7,866	
GENERAL CARGO	NORW	39,097	1,023		40,120	
	SWEDN	8,916	337	315	9,568	
	LIBER	5,783			5,783	
	CAN	141			141	
	U S A	267			267	
	OTHER	8,368	674		9,042	
		339,309	110,915	40,491	490,715	
	DENMARK	DENMK			30	30
		OTHER	53	68		121
	MEAT AND MEAT PREP NES	OTHER	2			2
FISH FRESH OR FROZEN	DENMK			29	29	
FISH CANNED	SWEDN			7	7	
DAIRY PRODUCE EGGS NES	OTHER	69	80		149	
FOOD PREPARATIONS NES	NORW			3	3	
	SWEDN			369	369	
	OTHER		72		72	
FEEDS CONCENT, COMPLETE WINES	OTHER	5			5	
	DENMK			31	31	
DIST ALCOHOLIC BEV	SWEDN			1	1	
	DENMK			91	91	
SEEDS FOR SOWING NES	NDRW			46	46	
	SWEDN	1		157	158	
CRUDE VEG MATERIAL NES	DENMK			6	6	
	SWEDN			6	6	
NON-MET MIN CRUDE NES	SWEDN			8	8	
PAPER PAPERBOARD NES	DENMK	3,766			3,766	
TEXTILE FAB MATRLS NES	OTHER	2			2	
	DENMK			30	30	
CHEMICALS NES	NORW			42	42	
	DENMK		611		611	
FERTILIZER	SWEDN			36	36	
	DENMK			1	1	
CHEMICAL PRODUCTS NES	DENMK			6	6	
	DENMK			10	10	
IRON AND STEEL NES	NORW			6	6	
	SWEDN			5	5	
METAL FAB PRODS NES	OTHER		1		1	
CEMENT	DENMK	1,320			1,320	
	SWEDN	280			280	
NON-MET MIN PRODS NES	DENMK	181		163	344	

T A B L E 2. CARGUES UNLOADED AT CANADIAN PORTS FROM FOREIGN COUNTRIES

COUNTRY OF ORIGIN AND KIND OF CARGO	REGISTRY OF VESSEL	ATLANTIC	GREAT LAKES	PACIFIC	TOTAL	
MACHINERY	NORW			153	153	
	SWEDN	451			451	
	DENMK	111		4	115	
	NORW			15	15	
	SWEDN	72		46	118	
	NORW			14	14	
	MOTOR VEH PARTS NES	DENMK			1	1
	MISC EQUIPMENT NES	DENMK			61	61
		NORW			15	15
		SWEDN			2	2
	HOUSEHOLD GOODS NES	OTHER		18		18
		DENMK			5	5
		NORW			1	1
MISC PRODUCTS NES	DENMK	2			2	
GENERAL CARGO	OTHER		3		3	
	DENMK	15		56	71	
	GER	9			9	
	NORW	445	943	5	1,393	
	SWEDN	2,551	1,075	181	3,807	
	OTHER	692			692	
		10,027	2,871	1,642	14,540	
FINLAND						
DAIRY PRODUCE EGGS NES	SWEDN			9	9	
	OTHER	8			8	
FOOD PREPARATIONS NES	SWEDN			68	68	
STONE CRUDE NES	SWEDN			16	16	
VENEER AND PLYWOOD	SWEDN	168		1	169	
PAPER PAPERBOARD NES	SWEDN	1,016		38	1,054	
PIG IRON	NORW	4,119	3,394		7,513	
PLATE AND SHEET GLASS	SWEDN			3	3	
NON-MET MIN PRDUS NES	SWEDN	63			63	
MISC FAB MATERIALS NES	SWEDN			11	11	
MACHINERY	SWEDN			16	16	
GENERAL CARGO	DENMK	113			113	
	NORW	82	33		115	
	SWEDN	4,302	1,254	72	5,628	
	OTHER	906			906	
		10,777	4,681	234	15,692	
FRANCE ATLANTIC						
FISH, MARINE ANIMAL NES	NORW	2			2	
DAIRY PRODUCE EGGS NES	U K	238			238	
	GER	2			2	
	NORW	5			5	
	OTHER			1	1	
BARLEY	LIBER	9,035			9,035	
	OTHER	12,125			12,125	
GRAIN, CEREAL PREP NES	DENMK	10			10	
	GREEK			1	1	
FRUITS DRIED PRESERVED	NORW	52			52	
	NORW	18			18	
	SWEDN	5			5	
FRUIT PREPARATIONS NES	NORW	41			41	
	SWEDN	2			2	
	OTHER			19	19	
VEGETABLE PREPS NES	NORW	4			4	
SUGAR PREPARATIONS	NORW	51			51	
	SWEDN	2			2	
	OTHER	3			3	
TEA	SWEDN	37			37	
FOOD PREPARATIONS NES	GER			19	19	
	NORW	33			33	
	SWEDN	5			5	
FEEDS CONCENT, COMPLETE	NORW	18			18	
WINES	U K	18			18	
	DENMK	15			15	
	GER	18		5	23	
	NORW	10			10	
	SWEDN	60			60	
	OTHER	16		418	434	
DIST ALCOHOLIC BEV	GER	705	102	15	822	
	NORW	188			188	
	OTHER	298	691	404	1,393	
TOBACCO	U K	3			3	
	NORW	19			19	
	SWEDN	3			3	
FOODS FEEDS BEV NES	GER	262			262	
	NORW	24			24	

T A B L E 2. CARGOES UNLOADED AT CANADIAN PORTS FROM FOREIGN COUNTRIES

COUNTRY OF ORIGIN AND KIND OF CARGO	REGISTRY OF VESSEL	ATLANTIC	GREAT LAKES	PACIFIC	TOTAL
	OTHER	971			971
RAW HIDES AND SKINS	NORW	7			7
	SWEDN	4			4
SEEDS FOR SOWING NES	NORW	2			2
CRUDE VEG MATERIAL NES	NORW	4			4
NON-MET MIN CRUDE NES	NORW	3			3
LEATHER	NORW	2			2
	OTHER	17			17
RUBBER FAB MATERIALS	U K	3			3
VENEER AND PLYWOOD	GER	25		7	32
	OTHER	38		25	63
WOOD PULP	OTHER			6	6
PAPER NES	U K	4			4
PAPER PAPERBOARD NES	GER	12		22	34
	GREEK			12	12
TEXTILE FAB MATRLS NES	U K	6			6
	GER	17			17
	NORW	15			15
	SWEDN	4			4
OILS FATS WAXES NES	NORW		13		13
CHEMICALS NES	U K	28	73		101
	GER		8	100	108
	GREEK			28	28
	NORW	375	223		598
	SWEDN	292	179		471
	OTHER	61		56	117
FERTILIZER	GER			21	21
CHEMICAL PRODUCTS NES	U K	50			50
	NORW	104			104
	SWEDN	43			43
LUBRICATING OIL, GREASE	NORW	16			16
STEEL BAR AND ROD	GER	6,741	1,377		8,118
	NORW	2,857	262		3,119
STRUCTURAL SHAPES	U K	1,079			1,079
	DENMK	5,900			5,900
	NDRW	4,846	187		5,033
	SWEDN	370			370
IRON STEEL PIPES NES	U K	29	20		49
	GER	89		134	223
	NORW	967			967
	OTHER	32		154	186
IRON AND STEEL NES	GER	1,397		6	1,403
	NORW	4			4
	OTHER	136		19	155
ALUMINUM NES	NORW	3			3
	SWEDN	8			8
NON-FERROUS METALS NES	SWEDN	27			27
METAL FAB PRODS NES	U K	10	3		13
	GER		4		4
	NORW	21			21
	SWEDN	14			14
	OTHER	47		9	56
NON-MET MIN PRODS NES	GER	12			12
	NORW	40			40
	SWEDN	15			15
MISC FAB MATERIALS NES	GER	105	44		149
	NORW	46	41		87
	SWEDN	9			9
	OTHER	58			58
MACHINERY	U K	65			65
	GER	41		37	78
	NETH	6			6
	NDRW	417			417
	SWEDN	59			59
	OTHER	12		41	53
AUTOS AND CHASSIS	U K	2,066			2,066
	GER	536		78	614
	GREEK			7	7
	NORW	340			340
	SWEDN	116			116
	LIBER	36			36
	OTHER	779	96	118	993
MOTOR VEH PARTS NES	U K	4			4
	GER			1	1
	NORW	255			255
	SWEDN	9			9
MISC VEH AND PARTS NES	NORW	17			17
RUBBER TIRES AND TUBES	U K	45			45
	GER			16	16

T A B L E 2. CARGOES UNLOADED AT CANADIAN PORTS FROM FOREIGN COUNTRIES

COUNTRY OF ORIGIN AND KIND OF CARGO	REGISTRY OF VESSEL	ATLANTIC	GREAT LAKES	PACIFIC	TOTAL
	GREEK			14	14
	NORW	371			371
	SWEON	57			57
	OTHER			44	44
MISC EQUIPMENT NES	U K	26			26
	NORW	58			58
	SWEON	9			9
	OTHER			2	2
HOUSEHOLD GOODS NES	U K	16			16
	GER			17	17
	NETH	11			11
	NORW	66			66
	SWEON	5			5
	OTHER	16		10	26
CONTAINERS EMPTY	NORW	20			20
CONTAINERS NES	NORW	96			96
MISC PRODUCTS NES	U K	133			133
	NETH	5			5
	NORW	573			573
	SWEON	162			162
	OTHER	7			7
GENERAL CARGO	U K	10,332	866		11,198
	DENMK	824	295		1,119
	GER	16,606	4,292	21	20,919
	GREEK	3,530			3,530
	NETH	9,148	544		9,692
	NORW	16,504	3,091		19,595
	SWEON	851	693		1,544
	LIBER	4,999			4,999
	U S A	256	142		398
	OTHER	6,355	1,654	53	8,062
		126,131	14,900	1,940	142,971
FRANCE MEDITERRANEAN					
WHEAT FLOUR	NORW		25		25
FRUITS DRIED PRESERVED	ITALY			151	151
VEGETABLE PREPS NES	GER		205		205
MOLASSES AND SYRUP NES	ITALY			2	2
SUGAR PREPARATIONS	ITALY			4	4
SPICES	ITALY			7	7
	OTHER			2	2
ALE BEER STOUT PORTER	ITALY			28	28
WINES	GER	250			250
	ITALY			79	79
	LIBER		9		9
	OTHER	48	11		59
DIST ALCOHOLIC BEV	NORW		25		25
	OTHER	33			33
FOODS FEEDS BEV NES	OTHER	7			7
CRUDE VEG MATERIAL NES	NORW		18		18
	OTHER		2		2
IRON AND STEEL SCRAP	ITALY			3	3
SULPHUR	GER		49		49
VEG OILS FATS NES	GER		36		36
	ITALY	4			4
OILS FATS WAXES NES	OTHER		83		83
CHEMICALS NES	DENMK			17	17
	ITALY			75	75
FERRO-ALLOYS	GER		70		70
IRON AND STEEL NES	ITALY			7	7
CEMENT	DENMK			219	219
	ITALY			263	263
	OTHER			263	263
NON-MET MIN PRODS NES	OTHER		1		1
MACHINERY	ITALY			2	2
MISC VEH AND PARTS NES	ITALY			3	3
RUBBER TIRES AND TUBES	ITALY			18	18
	OTHER	67			67
HOUSEHOLD GOODS NES	DENMK			2	2
	ITALY			7	7
GENERAL CARGO	U K	85	29		114
	DENMK			22	22
	GER	2,560	259		2,819
	ITALY	235		23	258
	NETH	11			11
	NORW	424	75		499
	LIBER	93	16		109
	U S A	502	50		552
	OTHER	1,726	310		2,036
		6,045	1,273	1,197	8,515

T A B L E 2. CARGOES UNLOADED AT CANADIAN PORTS FROM FOREIGN COUNTRIES

COUNTRY OF ORIGIN AND KIND OF CARGO	REGISTRY OF VESSEL	ATLANTIC	GREAT LAKES	PACIFIC	TOTAL
GERMANY FEDERAL REPUBLIC					
MEAT AND MEAT PREP NES	U K	201			201
FISH FRESH OR FROZEN	OTHER		7		7
FISH CANNED	GER		2		2
	OTHER	1		2	3
DAIRY PRODUCE EGGS NES	GER			3	3
	OTHER	7	7		14
MALT	GER			1	1
	OTHER			4	4
CEREALS MILLED NES	OTHER		1		1
GRAIN, CEREAL PREP NES	GER			3	3
FRUIT FRESH, FROZEN NES	GER			13	13
FRUIT PREPARATIONS NES	GER		27	20	47
NUTS NES	GER			5	5
SUGAR PREPARATIONS	OTHER		2		2
COCOA AND CHOCOLATE	DENMK	33			33
	GER			7	7
	NETH	11			11
	NORW	33			33
	OTHER	17			17
TEA	OTHER			3	3
SPICES	GREEK	6			6
FOOD PREPARATIONS NES	U K			6	6
	GER	79		364	443
	OTHER		38		38
ALE BEER STOUT PORTER	GER	7		54	61
WINES	GER			5	5
	GREEK	5			5
OIST ALCOHOLIC BEV	U K			5	5
	GER			10	10
FOODS FEEDS BEV NES	GER		5		5
RAW HIDES AND SKINS	GER			1	1
	OTHER			1	1
CRUDE VEG MATERIAL NES	GER			11	11
TEXTILE FIBRES NES	GER		19	4	23
IRON ORE AND CONC	GER			17	17
BARYTES	GER			34	34
LEATHER	GREEK	1			1
VENEER AND PLYWOOD	GER			1	1
WOOD FAB MATERIALS NES	GER			12	12
PAPER NES	U K	100			100
	OTHER	6			6
PAPER PAPERBOARD NES	GER			33	33
	GREEK	3			3
TEXTILE FAB MATRLS NES	U K	155	404		559
	GER	42	64	10	116
	GREEK	3			3
	NORW	13			13
	OTHER	98		32	130
VEG OILS FATS NES	GER		105		105
	OTHER			5	5
OILS FATS WAXES NES	GER			4	4
	OTHER		1		1
CHEMICALS NES	U K		162		162
	GER	234	319	381	934
	GREEK			27	27
	NORW	37	31		68
	OTHER	23		164	187
FERTILIZER	GER	4,643		15	4,658
	NORW	2,999			2,999
CHEMICAL PRODUCTS NES	U K	300	5		305
	GER	203	5	11	219
GASOLINE	NORW		22,528		22,528
FUEL OIL	NORW		480		480
	OTHER		1,000		1,000
IRON STEEL INGOT SLAB	U K		377		377
	GER	150	255		405
STEEL BAR AND ROD	U K		132		132
	DENMK	96			96
	GER		1,157	687	1,844
	NETH	37			37
	NORW	236	53	332	621
	SWEON	1,490	122		1,612
	U S A		1,011		1,011
	OTHER		306		306
STEEL PLATE AND SHEET	U K	146	409		555
	GER		1,540	55	1,595
	NORW			52	52

T A B L E 2. CARGOES UNLOADED AT CANADIAN PORTS FROM FOREIGN COUNTRIES

COUNTRY OF ORIGIN AND KIND OF CARGO	REGISTRY OF VESSEL	ATLANTIC	GREAT LAKES	PACIFIC	TOTAL
STRUCTURAL SHAPES	U S A		115		115
	OTHER			64	64
	U K	107	799		906
	GER	3,364	1,231	273	4,868
	GREEK			34	34
RAILS, TRACK MATERIAL	SWEDN			179	179
	U S A		214		214
	OTHER	313	430	102	845
	GER			8	8
	NORW			52	52
IRON STEEL PIPES NES	OTHER			1	1
	U K	100	50		150
	GER	77	125	341	543
	NETH	2			2
	NORW		3		3
IRON AND STEEL NES	OTHER			74	74
	U K	28	182		210
	GER	85	1,021	539	1,645
	GREEK			10	10
	NORW	16			16
COPPER ALLOYED ZINC BAR INGOT PIG	OTHER	188		175	363
	GER		13		13
	GER	6			6
	OTHER	3			3
	U K	250	23		273
METAL FAB PRODS NES	DENMK	3			3
	GER	263	5	198	466
	GREEK	8			8
	NETH	15			15
	SWEDN		11		12
PLATE AND SHEET GLASS	OTHER	143	2	1	174
	U K	225		29	226
	DENMK	9		1	9
	GER	518		517	1,035
	GREEK	22			22
CEMENT	NETH	163			163
	OTHER	152		73	225
	GER			52	52
	GREEK	2			2
	GER	6		130	136
NON-MET MIN PRODS NES	NORW	7			7
	OTHER			50	50
	DENMK	4			4
	GER	14		64	78
	NETH	18			18
MISC FAB MATERIALS NES	NORW	63			63
	OTHER	150		10	160
	U K	1,665	412		2,077
	DENMK	11			11
	GER	1,036	229	706	1,971
MACHINERY	GREEK	6		18	24
	NETH	166			166
	NORW	29	2		31
	SWEDN			2	2
	OTHER	5	1	186	192
AUTOS AND CHASSIS	U K	1,553	1,268		2,821
	DENMK	315	335		650
	GER	8,741	4,564	2,437	15,742
	GREEK	235		14	249
	NORW	6,671	1,653	1,199	9,523
MOTOR VEH PARTS NES	SWEDN		1,707	729	2,436
	OTHER	329		170	499
	U K	100	65		165
	GER	3		199	202
	GREEK			12	12
MOTOR VEHICLES NES	NORW	3			3
	OTHER			11	11
	OTHER	12			12
	DENMK	5			5
	GER	8		9	17
MISC VEH AND PARTS NES	OTHER	20		3	23
	GER			25	25
	OTHER				
	U K	50			50
	GER	63		23	86
RUBBER TIRES AND TUBES MISC EQUIPMENT NES	NETH	20			20
	OTHER		4	4	8
	U K	434	24		458
	DENMK	15			15
	GER	30		74	104

T A B L E 2. CARGOES UNLOADED AT CANADIAN PORTS FROM FOREIGN COUNTRIES

COUNTRY OF ORIGIN AND KIND OF CARGO	REGISTRY OF VESSEL	ATLANTIC	GREAT LAKES	PACIFIC	TOTAL
FIREARMS, AMMUNITION CONTAINERS EMPTY MISC PRODUCTS NES	NORW	7			7
	OTHER	23	12	74	109
	GER	50			50
	OTHER			2	2
	U K		28		28
	GER	32		57	89
	GREEK			5	5
	NORW	10			10
	OTHER	23		3	26
	U K	2,914	952	163	4,029
	DENMK	9,402	499		9,901
	GER	53,250	27,566	312	81,128
	GREEK	5,216	980	5	6,201
	NETH	4,724	1,682	34	6,440
	NORW	4,933	1,815	1,007	7,755
SWEDN	1,511	274	8	1,793	
LIBER			1,756	1,756	
U S A	3,336	1,160		4,496	
OTHER	919	673	116	1,708	
		125,614	80,703	14,734	221,051
GREECE					
FRUIT FRESH, FROZEN NES	OTHER		15		15
FRUITS DRIED PRESERVED	ITALY			3	3
	OTHER		16		16
FRUIT PREPARATIONS NES	OTHER	113			113
VEGETABLE PREPS NES	ITALY			4	4
SPICES	ITALY			2	2
FOOD PREPARATIONS NES	OTHER		7		7
WINES	ITALY			5	5
DIST ALCOHOLIC BEV	ITALY			16	16
VEG OILS FATS NES	ITALY			15	15
PIG IRON	OTHER		3,752		3,752
HOUSEHOLD GOODS NES	ITALY			1	1
	OTHER		1		1
GENERAL CARGO	ITALY	8			8
	NETH	173	78		251
	NORW	142	27		169
	U S A	214	148		362
	OTHER	199	180		379
		849	4,224	46	5,119
EIRE					
MILK POWDER	U K		114		114
GRAIN, CEREAL PREP NES	U K	2			2
	DENMK			37	37
FRUITS DRIED PRESERVED	DENMK			4	4
FRUIT PREPARATIONS NES	DENMK			5	5
SUGAR	DENMK			1	1
SUGAR PREPARATIONS	U K	50			50
	DENMK			8	8
	NORW			4	4
FOOD PREPARATIONS NES	U K		113		113
DIST ALCOHOLIC BEV	DENMK			3	3
CLAY MATERIALS NES	OTHER	450			450
TEXTILE FAB MATRLS NES	U K	75			75
CHEMICALS NES	U K	16			16
HOUSEHOLD GOODS NES	NORW			2	2
MISC PRODUCTS NES	U K	2			2
GENERAL CARGO	U K	241	129		370
	DENMK			5	5
	NORW			2	2
	OTHER	3,566	1,042		4,608
		4,402	1,398	71	5,871
ITALY					
FISH CANNED	ITALY			3	3
DAIRY PRODUCE EGGS NES	ITALY			129	129
CEREALS UNMILLED NES	ITALY			26	26
FRUIT FRESH, FROZEN NES	OTHER	59			59
FRUITS DRIED PRESERVED	U K		58		58
	GER		120		120
	ITALY			543	543
	NETH		180		180
	NORW		376		376
	LIBER		97		97
	OTHER	133	1,191		1,324
FRUIT PREPARATIONS NES	U K		19		19
	ITALY			125	125

TABLE 2. CARGOES UNLOADED AT CANADIAN PORTS FROM FOREIGN COUNTRIES

COUNTRY OF ORIGIN AND KIND OF CARGO	REGISTRY OF VESSEL	ATLANTIC	GREAT LAKES	PACIFIC	TOTAL
	NORW		71		71
	OTHER		500		500
NUTS NES	ITALY			16	16
VEG, FRESH, FROZEN NES	GER	2			2
	ITALY			10	10
VEGETABLE PREPS NES	ITALY			42	42
	OTHER		103		103
SUGAR PREPARATIONS	ITALY			4	4
COFFEE	ITALY			1	1
WINES	OENMK	36		141	177
	GER	3			3
	ITALY	440		393	833
	LIBER	1			1
	OTHER		11	39	50
DIST ALCOHOLIC BEV	ITALY			13	13
CRUDE VEG MATERIAL NES	ITALY	12		2	14
TEXTILE FIBRES NES	ITALY			2	2
CRUSHED STONE	ITALY			1	1
	OTHER		171		171
STONE CRUDE NES	GER	8			8
	ITALY			9	9
	OTHER	25		6	31
NON-MET MIN CRUDE NES	ITALY			27	27
	LIBER		5		5
	OTHER		93		93
LEATHER	ITALY			2	2
VENEER AND PLYWOOD	ITALY			2	2
WOOD PULP	OTHER	106			106
TEXTILE FAB MATRLS NES	GREEK	1			1
	ITALY			71	71
VEG OILS FATS NES	ITALY			45	45
CHEMICALS NES	U K		400		400
	OENMK	17			17
	ITALY		850		850
	OTHER		105		105
FERTILIZER	LIBER		3,100		3,100
CHEMICAL PRODUCTS NES	LIBER		450		450
	OTHER		6		6
GASOLINE	NORW		10,473		10,473
FUEL OIL	NORW		2,490		2,490
	LIBER	7,000	12,160		19,160
FERRO-ALLOYS	OTHER	587			587
STEEL BAR AND ROD	ITALY	2,563			2,563
	NORW	5,595			5,595
	LIBER	14,381	6,886		21,267
STRUCTURAL SHAPES	GREEK	2,184	3,128		5,312
	OTHER	878			878
IRON STEEL PIPES NES	ITALY			6	6
IRON AND STEEL NES	ITALY			73	73
	OTHER	130			130
METAL FAB PRODS NES	ITALY			82	82
PLATE AND SHEET GLASS	ITALY	21		901	922
NON-MET MIN PRODS NES	GER		136		136
	GREEK		2,058		2,058
	ITALY			120	120
	NORW		8		8
	LIBER		360		360
	OTHER		10		10
MISC FAB MATERIALS NES	OENMK	27			27
	ITALY			58	58
MACHINERY	GER		1		1
	ITALY			331	331
	NORW		142		142
	OTHER		39		239
AUTOS AND CHASSIS	ITALY			52	52
MOTOR VEH PARTS NES	ITALY			9	9
MOTOR VEHICLES NES	ITALY			21	21
MISC VEH AND PARTS NES	ITALY			10	10
	NORW	13			13
MISC EQUIPMENT NES	ITALY			31	31
HOUSEHOLD GOODS NES	PANAM	1			1
	OENMK			16	16
	GER		254		254
	ITALY			224	224
	OTHER	2		12	14
MISC PRODUCTS NES	ITALY			58	58
	OTHER			1	1
GENERAL CARGO	U K	4,353	1,411		5,764
	OENMK	732		68	800

T A B L E 2. CARGOES UNLOADED AT CANADIAN PORTS FROM FOREIGN COUNTRIES

COUNTRY OF ORIGIN AND KIND OF CARGO	REGISTRY OF VESSEL	ATLANTIC	GREAT LAKES	PACIFIC	TOTAL
	GER	2,438	1,296		3,734
	ITALY	11,271	1,411	330	13,012
	NETH	889	614		1,503
	NORW	4,067	1,772		5,839
	LIBER	4,527	3,239		7,766
	U S A	3,505	1,072		4,577
	DOTHER	7,418	7,750	5	15,173
		73,425	64,616	4,260	142,301
NETHERLANDS					
FISH FRESH OR FROZEN	OTHER	39	18		57
FISH CANNED	NORW	4			4
DAIRY PRODUCE EGGS NES	U K	2			2
	GER			7	7
	OTHER	47	10		57
CEREALS MILLED NES	GER			100	100
	GREEK	30			30
FRUITS DRIED PRESERVED	NORW		73		73
FRUIT PREPARATIONS NES	GER		54	27	81
	NETH	16			16
	NORW	65			65
	OTHER	232	116	1	349
NUTS NES	NORW	81			81
VEG. FRESH, FROZEN NES	GER	48	57		105
VEGETABLE PREPS NES	DENMK	6			6
	GER		33	14	47
	GREEK	12			12
	NETH	26			26
	NORW		120		120
SUGAR PREPARATIONS	GER	6	2	5	13
	OTHER			1	1
COCOA AND CHOCOLATE	DENMK	11			11
	GER	23		17	40
	NORW	24			24
COFFEE	GER			131	131
TEA	GER	10		10	20
	GREEK	7			7
FOOD PREPARATIONS NES	U K			64	64
	GER			994	994
	NETH			19	19
	OTHER		41		41
ALE BEER STOUT PORTER	GER			146	146
WINES	DENMK	4			4
	GER			69	69
	NETH	19			19
	NORW	3			3
DIST ALCOHOLIC BEV	U K			9	9
	DENMK	3			3
	GER			74	74
	NETH			18	18
TOBACCO	U K		3		3
	GREEK	4			4
FOODS FEEDS BEV NES	OTHER		5		5
SEEDS FOR SOWING NES	GER			9	9
	OTHER		73	1	74
CRUDE VEG MATERIAL NES	GER	10		14	24
	GREEK	54			54
	NETH	4			4
	NORW	73			73
TEXTILE FIBRES NES	GER			16	16
	NETH	10			10
IRON AND STEEL SCRAP	GER	62			62
CLAY MATERIALS NES	GER			33	33
	OTHER			16	16
WASTE AND SCRAP NES	GER			20	20
PAPER NES	OTHER		5		5
PAPER PAPERBOARD NES	GER			52	52
	OTHER		6		6
TEXTILE FAB MATRLS NES	GER		348	62	410
	GREEK	10			10
	NETH	6			6
	OTHER	4			4
VEG OILS FATS NES	DENMK	15			15
	NETH	81			81
	NORW	326			326
CHEMICALS NES	U K		558	60	618
	GER	38	810	1,764	2,612
	GREEK			5	5
	NETH	4		4	8

T A B L E 2. CARGOES UNLOADED AT CANADIAN PORTS FROM FOREIGN COUNTRIES

COUNTRY OF ORIGIN AND KIND OF CARGO	REGISTRY OF VESSEL	ATLANTIC	GREAT LAKES	PACIFIC	TOTAL
	NDRW	74	13,249		13,323
	OTHER			67	67
FERTILIZER	GER	4,301		13	4,314
CHEMICAL PRODUCTS NES	GER	4		173	177
	NDRW	10			10
LUBRICATING OIL, GREASE	GER			25	25
TAR PITCH AND CREOSOTE	GER			16	16
PETROL. COAL PRODS NES	NDRW		667		667
STEEL BAR AND ROD	GER			404	404
STEEL PLATE AND SHEET	GER		66		66
STRUCTURAL SHAPES	GER		400	255	655
	GREEK			46	46
	OTHER			30	30
IRON STEEL PIPES NES	GER		20	1,702	1,722
	GREEK		34		34
	NETH		126	178	304
	NDRW		347		347
IRON AND STEEL NES	GER		69	90	159
	NETH	2			2
	NDRW	15			15
	OTHER			32	32
METAL FAB PRDDS NES	DENMK	20			20
	GER		2	156	158
	GREEK			3	3
	NETH	9			9
	OTHER		73		73
PLATE AND SHEET GLASS	GER	6	5	427	438
	NETH	6			6
	NDRW	26			26
CEMENT	NETH	175			175
CONCRETE PRODUCTS NES	GER		103		103
NON-MET MIN PRODS NES	NDRW	50			50
MISC FAB MATERIALS NES	DENMK	13			13
	GER			32	32
	NDRW	13			13
MACHINERY	U K			47	47
	DENMK	4			4
	GER	12		1,811	1,823
	NETH	322			322
	NDRW	7	524		531
	OTHER		1		1
AUTOS AND CHASSIS	U K	8			8
	GER			47	47
	SWEDN			2	2
	OTHER			7	7
MOTOR VEH PARTS NES	GER			12	12
MISC VEH AND PARTS NES	GER			2	2
RUBBER TIRES AND TUBES	NDRW	5			5
	OTHER	8			8
MISC EQUIPMENT NES	GER		49		49
	OTHER		1		1
HOUSEHOLD GOODS NES	GER			17	17
CONTAINERS NES	GER			18	18
MISC PRODUCTS NES	GER			9	9
	GREEK	37			37
	NETH	15			15
	OTHER		1	2	3
GENERAL CARGO	U K	844	280	404	1,528
	DENMK	1,958	1,579		3,537
	GER	14,767	3,145	39	17,951
	GREEK	191	72		263
	NETH	10,898	5,202	279	16,379
	NDRW	10,369	5,267		15,636
	SWEDN	1,231	679		1,910
	U S A	252			252
	OTHER	98	21		119
		47,169	34,314	10,107	91,590
NORWAY					
SEEDS FOR SOWING NES	NDRW		45		45
NON-MET MIN CRUDE NES	GER	2,016			2,016
CHEMICALS NES	NDRW		787		787
FERRO-ALLOYS	NDRW		134		134
STEEL BAR AND ROD	NDRW	840			840
STRUCTURAL SHAPES	NDRW		1,543		1,543
NICKEL AND ALLOYS	NDRW		4,904		4,904
NON-FERROUS METALS NES	NDRW		1,981		1,981
MACHINERY	NDRW		51		51
MISC VEH AND PARTS NES	NDRW		47		47

T A B L E 2. CARGOES UNLOADED AT CANADIAN PORTS FROM FOREIGN COUNTRIES

COUNTRY OF ORIGIN AND KIND OF CARGO	REGISTRY OF VESSEL	ATLANTIC	GREAT LAKES	PACIFIC	TOTAL
HOUSEHOLD GOODS NES	NORM	2			2
GENERAL CARGO	NORM	3,918	1,709	795	6,422
		6,776	11,201	795	18,772
PORTUGAL					
FISH FRESH OR FROZEN	NETH			13	13
FISH CANNED	ITALY			7	7
FRUITS DRIED PRESERVED	ITALY			1	1
VEG, FRESH, FROZEN NES	OTHER		680		680
VEGETABLE PREPS NES	GER		750		750
	GREEK	78	531		609
	ITALY			200	200
	NORM		85		85
	OTHER		1,725		1,725
FOOD PREPARATIONS NES	NETH			83	83
	NORM			5	5
WINES	GER	8			8
	ITALY			23	23
	NETH			100	100
	SWEON			10	10
	LIBER	52			52
OIST ALCOHOLIC BEV	NETH			81	81
	NORM			1	1
WOOD FAB MATERIALS NES	NETH			4	4
PAPER PAPERBOARD NES	NETH			40	40
TEXTILE FAB MATRLS NES	GER			910	910
	ITALY			68	68
	NETH			39	39
	OTHER		3		3
VEG OILS FATS NES	ITALY			6	6
METAL FAB PRODS NES	NETH			11	11
NON-MET MIN PRODS NES	ITALY			1	1
	OTHER		3		3
MISC FAB MATERIALS NES	NETH			3	3
HOUSEHOLD GOODS NES	GER			25	25
	ITALY			1	1
	NETH			1	1
CONTAINERS NES	NETH			2	2
GENERAL CARGO	U K	1,741	1,083		2,824
	GER	1,115	921		2,036
	ITALY	1,344	67		1,411
	NETH	104	129	25	258
	NORM	639	454		1,093
	LIBER	1,164	205		1,369
	U S A	843	356		1,199
	OTHER	4,385	2,319		6,704
		11,473	9,311	1,660	22,444
SPAIN					
FRUIT FRESH, FROZEN NES	GER	721			721
	NETH		265		265
	OTHER		13		13
FRUITS DRIED PRESERVED	GER		262		262
	ITALY			179	179
	NETH		133		133
	NORM		853		853
	OTHER		185	4	189
FRUIT PREPARATIONS NES	ITALY			32	32
	NETH		24		24
	OTHER			5	5
NUTS NES	ITALY			78	78
VEG, FRESH, FROZEN NES	NORM		22		22
VEGETABLE PREPS NES	GER		80		80
	ITALY			9	9
	NETH		70		70
	NORM		83		83
SPICES	ITALY			3	3
FOOD PREPARATIONS NES	OTHER	1		27	28
WINES	GER	23			23
	ITALY			25	25
	OTHER			17	17
SLAG DROSS BY-PRODUCTS	NORM			7,095	7,095
SALT	DENMK	4,343			4,343
	GER	2,205			2,205
	GREEK	6,400			6,400
	NORM	6,854			6,854
	CAN	2,259			2,259
	OTHER	14,516			14,516
WOOD FAB MATERIALS NES	ITALY			5	5

T A B L E 2. CARGOES UNLOADED AT CANADIAN PORTS FROM FOREIGN COUNTRIES

COUNTRY OF ORIGIN AND KIND OF CARGO	REGISTRY OF VESSEL	ATLANTIC	GREAT LAKES	PACIFIC	TOTAL
	NDRW	24			24
	LIBER	62			62
TEXTILE FAB MATRLS NES	U K		90		90
	ITALY			3	3
VEG DILS FATS NES	DENMK			13	13
	ITALY			36	36
DILS FATS WAXES NES	DTHR			16	16
CHEMICALS NES	DENMK			22	22
	ITALY			9	9
STRUCTURAL SHAPES	ITALY			551	551
NDN-MET MIN PROOS NES	ITALY			99	99
MACHINERY	ITALY			6	6
MISC VEH AND PARTS NES	DENMK			2	2
MISC EQUIPMENT NES	OTHER			1	1
HOUSEHLD GOODS NES	DENMK			6	6
	GER			10	10
	ITALY			2	2
CONTAINERS NES	OTHER	1			1
MISC PRDDUCTS NES	ITALY			12	12
	OTHER			10	10
GENERAL CARGO	U K	2,061	1,402		3,463
	DENMK			24	24
	GER	993	399		1,392
	ITALY	3,260	381	44	3,685
	NETH	956	68		1,024
	NDRW	1,189	314		1,503
	LIBER	1,407	381		1,788
	U S A	2,232	386		2,618
	DTHR	2,282	376	10	2,668
		51,789	5,787	8,355	65,931
SWEDEN					
SUGAR PREPARATIONS	SWEON	20			20
FOOD PREPARATIONS NES	SWEDN			280	280
WINES	SWEDN	3			3
DIST ALCDHOLIC BEV	SWEDN			1	1
PULPWDD	SWEDN	136			136
NDN-FERRDUS MET SCRAP	SWEDN			24	24
STONE CRUDE NES	SWEDN	120		127	247
VENEER AND PLYWDD	SWEDN	355		35	390
PAPER NES	SWEDN	17		10	27
PAPER PAPERBDARD NES	SWEON	60		323	383
	DTHR	170			170
TEXTILE FAB MATRLS NES	SWEDN		50		50
CHEMICAL PRDDUCTS NES	SWEDN	7		12	19
FERRD-ALLOYS	SWEDN	15	31		46
STEEL BAR AND ROD	SWEDN		81		81
STRUCTURAL SHAPES	SWEDN			70	70
IRON AND STEEL NES	SWEDN	3		51	54
METAL FAB PRODS NES	SWEDN			335	335
PLATE AND SHEET GLASS	SWEDN			9	9
NDN-MET MIN PRDD NES	SWEDN	1,076		98	1,174
MACHINERY	SWEDN	65		1,023	1,088
	OTHER	170			170
AUTDS AND CHASSIS	GER	282			282
	NDRW	184			184
	SWEDN	424		195	619
MOTOR VEH PARTS NES	GER	159			159
	NDRW	253			253
	SWEDN	1,318			1,318
	LIBER	195			195
	SWEDN	3			3
MISC VEH AND PARTS NES	SWEDN			40	40
MISC EQUIPMENT NES	DTHR			1	1
HOUSEHLD GODDS NES	SWEDN			8	8
FIREARMS, AMMUNITION	SWEDN			19	19
MISC PRODUCTS NES	DENMK	61			61
GENERAL CARGO	GER	102	158		260
	NETH	173			173
	NORW	4	392		396
	SWEDN	16,442	8,688	341	25,471
	OTHER	1,998			1,998
		23,815	9,400	3,002	36,217
BULGARIA					
TEXTILE FAB MATRLS NES	OTHER	13			13
		13			13

T A B L E 2. CARGOES UNLOADED AT CANADIAN PORTS FROM FOREIGN COUNTRIES

COUNTRY OF ORIGIN AND KIND OF CARGO	REGISTRY OF VESSEL	ATLANTIC	GREAT LAKES	PACIFIC	TOTAL
GERMANY DEM REP					
FISH FRESH OR FROZEN	GER	170			170
FEEDS OF ANIMAL ORIGIN	GER	40			40
		210			210
POLAND					
MEAT FRESH OR FROZEN	OTHER	210			210
MEAT CURED	OTHER	49			49
MEAT AND MEAT PREP NES	OTHER	475			475
GRAIN, CEREAL PREP NES	SWEON	660			660
FRUIT FRESH, FROZEN NES	OTHER	128			128
FRUITS DRIED PRESERVED	SWEON	36	1,048		1,084
FRUIT PREPARATIONS NES	SWEON		708		708
NUTS NES	OTHER	49			49
SUGAR PREPARATIONS	SWEON			18	18
FOOD PREPARATIONS NES	SWEON			5	5
	OTHER	200			200
RUBBER AND GUMS NAT	OTHER	150			150
SACKING MATERIALS	U K	3,200			3,200
TEXTILE FAB MATRLS NES	SWEON		36		36
	OTHER	350			350
FERRO-ALLOYS	SWEON		10		10
IRON AND STEEL NES	U K		4,775		4,775
METAL FAB PRODS NES	SWEON			40	40
	OTHER	50			50
PLATE AND SHEET GLASS	SWEON	4		4	8
	OTHER	950			950
MACHINERY	SWEON			89	89
	OTHER	200			200
AUTOS AND CHASSIS	OTHER	247			247
HOUSEHOLD GOODS NES	OTHER	500			500
CONTAINERS NES	OTHER	50			50
GENERAL CARGO	DENMK	162			162
	NORW		19		19
	SWEON	4,774	1,766		6,540
	OTHER	2,806			2,806
		15,250	8,362	156	23,768
ROUMANIA					
GENERAL CARGO	SWEDN	156			156
		156			156
U S S R EUROPE					
CHEMICALS NES	SWEON		510		510
FERTILIZER	GREEK	6,503			6,503
PIG IRON	U K	4,033			4,033
MISC VEH AND PARTS NES	OTHER	3			3
GENERAL CARGO	SWEDN	585			585
		11,124	510		11,634
YUGOSLAVIA					
CLAY MATERIALS NES	OTHER	6,597			6,597
IRON AND STEEL NES	OTHER		174		174
METAL FAB PRODS NES	OTHER		9		9
GENERAL CARGO	U S A	183	10		193
	OTHER	4,226	1,564		5,790
		11,006	1,757		12,763
CYPRUS					
GENERAL CARGO	NETH	41			41
	NORW	3,576			3,576
		3,617			3,617
KUWAIT					
CRUDE PETROLEUM	NORW	18,511			18,511
		18,511			18,511
BRITISH MIDDLE EAST NES					
COFFEE	U K	50		4	54
TEA	U K	300			300
CRUDE PETROLEUM	U K	18,190			18,190
	DENMK	37,748			37,748
	ITALY	17,894			17,894
	NORW	41,679			41,679
	SWEON	94,936			94,936
	PANAM	19,454			19,454
SOYABEAN OIL	NORW	16,593			16,593
FUEL OIL	U K	15,282			15,282
GENERAL CARGO	U K	50			50
		262,176		4	262,180

T A B L E 2. CARGOES UNLOADED AT CANADIAN PORTS FROM FOREIGN COUNTRIES

COUNTRY OF ORIGIN AND KIND OF CARGO	REGISTRY OF VESSEL	ATLANTIC	GREAT LAKES	PACIFIC	TOTAL
IRAN FRUITS DRIED PRESERVED CRUDE PETROLEUM	NETH			95	95
	U K	38,599			38,599
	DENMK	17,132			17,132
	GER	15,361			15,361
	NORW	60,298			60,298
	LIBER	1,419,287			1,419,287
HOUSEHOLD GOODS NES	OTHER	44,270			44,270
	NETH			1	1
		1,594,947		96	1,595,043
IRAQ FRUITS DRIED PRESERVED CRUDE PETROLEUM	GER	1,121			1,121
	DENMK	57,572			57,572
	NORW	26,499			26,499
	LIBER	14,243			14,243
	GER	2,248			2,248
GENERAL CARGO		101,683			101,683
ISRAEL FRUIT FRESH, FROZEN NES FRUIT PREPARATIONS NES WINES VEG OILS FATS NES COPPER ALLOYED CONCRETE PRODUCTS NES NON-MET MIN PRODS NES HOUSEHOLD GOODS NES MISC PRODUCTS NES GENERAL CARGO	SWEDN	4,864			4,864
	OTHER	3,699			3,699
	DENMK			8	8
	SWEON	61			61
	DENMK			13	13
	OTHER			22	22
	OTHER			1	1
	OTHER			2	2
	OTHER			123	123
	DENMK			240	240
	OTHER			2	2
	OTHER			2	2
	DENMK			6	6
	OTHER	3,329	1,308		4,637
	11,953	1,308	419	13,680	
JORDAN GENERAL CARGO	NETH	1			1
		1			1
LEBANON TEXTILE FIBRES NES CRUDE PETROLEUM	OTHER		2,856		2,856
	U K	59,940			59,940
	GREEK	27,014			27,014
	NORW	59,288			59,288
	LIBER	418,113			418,113
	PANAM	31,353			31,353
	NETH	2			2
	NORW	2	1		3
OTHER	2,010			2,010	
	597,722	2,857		600,579	
SAUDI ARABIA CRUDE PETROLEUM	GER	40,000			40,000
	NORW	49,475			49,475
		89,475			89,475
TURKEY CRUDE VEG MATERIAL NES TEXTILE FIBRES NES GENERAL CARGO	OTHER		3		3
	OTHER		1,676		1,676
	NETH	1			1
	NORW	10			10
	U S A	286	81		367
	OTHER	2,794	13		2,807
	3,091	1,773		4,864	
EGYPT VEG, FRESH, FROZEN NES SPICES TEXTILE FAB MATRLS NES MACHINERY AUTOS AND CHASSIS HOUSEHOLD GOODS NES GENERAL CARGO	DENMK	356			356
	OTHER		2		2
	U S A	50			50
	NORW	1			1
	OTHER	231			231
	DENMK	3			3
	GREEK	10	3		13
	NORW	9			9
	U K	19			19
	NETH	95			95
	NORW	54	2		56

T A B L E 2. CARGOES UNLOADED AT CANADIAN PORTS FROM FOREIGN COUNTRIES

COUNTRY OF ORIGIN AND KIND OF CARGO	REGISTRY OF VESSEL	ATLANTIC	GREAT LAKES	PACIFIC	TOTAL
	OTHER	185			185
		1,013	7		1,020
SYRIA					
TEXTILE FIBRES NES	NORW		222		222
GENERAL CARGO	OTHER	1,672			1,672
		1,672	222		1,894
GHANA					
NUTS NES	U K	250			250
COCOA AND CHOCOLATE	U K	2,126			2,126
TEA	U K	175			175
SPICES	U K	172			172
WASTE AND SCRAP NES	U K	416			416
LUMBER AND TIMBER	U K	2,075			2,075
	NORW	80	677		757
	OTHER		160		160
SACKING MATERIALS	U K	4,250			4,250
TEXTILE FAB MATRLS NES	U K	380			380
HOUSEHOLD GOODS NES	NORW	1			1
GENERAL CARGO	GREEK		963		963
	NORW	111			111
	LIBER	473	864		1,337
	U S A	578	3,387		3,965
	OTHER	6			6
		11,093	6,051		17,144
KENYA					
COFFEE	U K	1,755			1,755
	NETH			3,138	3,138
	NORW			331	331
TEA	U K	2,265			2,265
	NETH			223	223
	NORW			29	29
SPICES	NETH			18	18
TEXTILE FIBRES NES	NETH			56	56
HOUSEHOLD GOODS NES	NETH			9	9
MISC PRODUCTS NES	NETH			5	5
GENERAL CARGO	NETH			3	3
	NORW	11,353		4	11,357
		15,373		3,816	19,189
MAURITIUS					
SUGAR	U K	10,192			10,192
	GREEK	29,466			29,466
	NETH	12,008			12,008
	NORW	13,050	9,300		22,350
	PANAM	5,991	9,783		15,774
MOLASSES CRUDE	U K		7,952		7,952
GENERAL CARGO	NORW	118			118
	PANAM	1,828			1,828
		72,653	27,035		99,688
NIGERIA					
COCOA AND CHOCOLATE	U K	6,270			6,270
SPICES	U K	36			36
RUBBER AND GUMS NAT	U K	611			611
	NORW	919			919
	LIBER		1,714		1,714
CRUDE VEG MATERIAL NES	U K	12			12
MET ORES AND CONC NES	U K	4			4
RUBBER FAB MATERIALS	U K	666			666
VEG OILS FATS NES	GREEK		872		872
	LIBER	199			199
MISC FAB MATERIALS NES	U K	17			17
MISC PRODUCTS NES	NORW	185			185
GENERAL CARGO	LIBER	949	826		1,775
	U S A	1,677	3,191		4,868
	OTHER	400			400
		11,945	6,603		18,548
TANGANYIKA					
FRUIT FRESH,FROZEN NES	NORW			1	1
BEANS AND PEAS ORIED	NETH			3	3
COFFEE	NETH			425	425
TEA	NETH			65	65
	NORW			3	3
SPICES	NETH			2	2
FOOD PREPARATIONS NES	NETH			4	4

T A B L E 2. CARGOES UNLOADED AT CANADIAN PORTS FROM FOREIGN COUNTRIES

COUNTRY OF ORIGIN AND KIND OF CARGO	REGISTRY OF VESSEL	ATLANTIC	GREAT LAKES	PACIFIC	TOTAL
TEXTILE FIBRES NES	NETH			553	553
TEXTILE FAB MATRLS NES	NORW	890			890
GENERAL CARGO	NORW	839			839
	NORW	13,178			13,178
		14,907		1,056	15,963
REPUBLIC OF SOUTH AFRICA					
CEREALS MILLED NES	NETH			3	3
FRUIT FRESH,FROZEN NES	NETH			22	22
	NORW	13,621			13,621
FRUITS DRIED PRESERVED	NORW	104			104
FRUIT PREPARATIONS NES	GER	407			407
	NETH			167	167
	NORW	704		11	715
SUGAR	U K	25,680	10,024		35,704
	GREEK	4,698	7,700		12,398
	NORW	30,063		16,688	46,751
	U K	14,750			14,750
MOLASSES CRUDE	NETH			22	22
MOLASSES AND SYRUP NES	NETH			406	406
FOOD PREPARATIONS NES	NORW			25	25
	NETH			268	268
WINES	NETH			297	297
OIST ALCOHOLIC BEV	NORW	16		122	138
	NETH			8	8
SEEDS FOR SOWING NES	NETH			13	13
CRUDE VEG MATERIAL NES	NETH			41	41
LIMESTONE	NETH			19	19
STONE CRUDE NES	U K	5,043			5,043
FERRO-ALLOYS	NETH			410	410
	NORW	5,728			5,728
	NETH			2	2
STEEL BAR AND ROD	NETH			1	1
IRON AND STEEL NES	NETH			45	45
METAL FAB PRODS NES	NORW			5	5
	NETH			1	1
HOUSEHOLD GOODS NES	NETH			1	1
GENERAL CARGO	NORW	61,436			61,436
	U S A	2,174			2,174
		164,424	17,724	18,577	200,725
BRITISH AFRICA NES					
GENERAL CARGO	U K	265			265
	NORW	2,300			2,300
		2,565			2,565
ALGERIA					
WINES	ITALY	11			11
GENERAL CARGO	ITALY	102			102
	OTHER	12			12
		125			125
ANGOLA					
TEXTILE FIBRES NES	U K	133			133
MANGANESE ORE AND CONC	NORW	28,838			28,838
CRUDE PETROLEUM	NORW	17,849			17,849
		46,820			46,820
IVORY COAST					
CRUDE VEG MATERIAL NES	U K	25			25
LOGS, ROUND TIMBER	U K	583			583
LUMBER AND TIMBER	U K	701			701
	NORW	52			52
VENEER AND PLYWOOD	U K	25			25
	NORW	77			77
	OTHER	800			800
GENERAL CARGO	U K	58			58
	LIBER		2,021		2,021
	U S A	26	529		555
		2,347	2,550		4,897
GABON					
COCOA AND CHOCOLATE	U K	84			84
LUMBER AND TIMBER	U K	121			121
	NORW	55			55
VENEER AND PLYWOOD	U K	843			843
	NORW	438			438
GENERAL CARGO	LIBER	85			85
	U S A	707	1		708
		2,333	1		2,334

T A B L E 2. CARGOES UNLOADED AT CANADIAN PORTS FROM FOREIGN COUNTRIES

COUNTRY OF ORIGIN AND KIND OF CARGO	REGISTRY OF VESSEL	ATLANTIC	GREAT LAKES	PACIFIC	TOTAL
FRENCH WEST AFRICA SUGAR GENERAL CARGO	LIBER	11,800			11,800
	OTHER	247			247
		12,047			12,047
FRENCH AFRICA NES MOLASSES CRUOE COFFEE RUBBER AND GUMS NAT CRUOE VEG MATERIAL NES LUMBER AND TIMBER HOUSEHOLD GOODS NES GENERAL CARGO	U K	3,000			3,000
	U S A	6			6
	U S A	36			36
	NETH			1	1
	U K	83			83
	U S A	1			1
	NETH	3			3
	NORW	3			3
		3,132		1	3,133
GUINEA ALUMINUM ORE AND CONC	NORW	21,052			21,052
	PANAM	16,127			16,127
		37,179			37,179
LIBERIA CRUOE PETROLEUM GENERAL CARGO	LIBER	39,749			39,749
	U S A	117	71		188
		39,866	71		39,937
MOROCCO FRUIT FRESH,FROZEN NES FRUIT PREPARATIONS NES PHOSPHATE ROCK GENERAL CARGO	NETH	813			813
	OTHER	626			626
	U K		10		10
	OTHER	1,745	24,214		25,959
	U K	44	61		105
	GER	723	46		769
	ITALY	105	32		137
	LIBER	84	374		458
	U S A	750	3		753
	OTHER	11			11
		4,901	24,740		29,641
MOZAMBIQUE MEAT AND MEAT PREP NES SUGAR TEA FOOD PREPARATIONS NES TEXTILE FIBRES NES MET ORES AND CONC NES NON-MET MIN CRUOE NES LUMBER AND TIMBER NICKEL AND ALLOYS METAL FAB PRODS NES HOUSEHOLD GOODS NES GENERAL CARGO	NETH			22	22
	U K	1,157	10,075		11,232
	NETH			125	125
	NETH			53	53
	NORW			46	46
	NETH			83	83
	NORW			91	91
	NETH			201	201
	NETH			8	8
	NETH			1,001	1,001
	NETH			6	6
	NETH			6	6
	NORW			1	1
	NORW	17,764		48	17,812
		18,921	10,075	1,691	30,687
PORTUGUESE AFRICA NES TEXTILE FIBRES NES GENERAL CARGO	NETH			107	107
	NORW	1,503			1,503
		1,503		107	1,610
OTHER AFRICA LOGS, ROUND TIMBER GENERAL CARGO	U K	428			428
	LIBER	2,158			2,158
	U S A	795			795
	OTHER	280			280
		3,661			3,661
CEYLON NUTS NES TEA	OENMK	1,450			1,450
	NETH			40	40
	NORW			10	10
	U S A	34			34
	U K	2,270			2,270
	OENMK	701			701
	NETH			728	728
NORW	7	39	201	247	
U S A	442			442	

T A B L E 2. CARGOES UNLOADED AT CANADIAN PORTS FROM FOREIGN COUNTRIES

COUNTRY OF ORIGIN AND KIND OF CARGO	REGISTRY OF VESSEL	ATLANTIC	GREAT LAKES	PACIFIC	TOTAL
SPICES	DENMK	13			13
	U S A	8			8
RUBBER AND GUMS NAT	DENMK	868			868
	NORW		17		17
	U S A	92			92
LUMBER AND TIMBER	DENMK	130			130
VEG OILS FATS NES	U K	5,575			5,575
	DENMK	3,094			3,094
HOUSEHOLD GOODS NES	DENMK	3			3
GENERAL CARGO	U K	1,484	71		1,555
	DENMK	2,366			2,366
	GER	219	16		235
	NORW	792	85		877
	DTHR	141	22		163
		19,689	250	979	20,918
HONG KONG					
FISH FRESH OR FROZEN	NORW			5	5
	U S A			26	26
FISH SALTED OR CURED	NORW			16	16
FISH, MARINE ANIMAL NES	NORW			106	106
	JAPAN			9	9
	U S A			6	6
NUTS NES	NORW			58	58
	U S A			20	20
VEG, FRESH, FROZEN NES	JAPAN			9	9
VEGETABLE PREPS NES	NORW			30	30
MOLASSES AND SYRUP NES	NORW			2	2
SUGAR PREPARATIONS	NORW			2	2
TEA	DENMK	182			182
	NORW			26	26
	JAPAN			2	2
	U S A	156		273	429
SPICES	NORW			67	67
	U S A			17	17
FOOD PREPARATIONS NES	NORW			40	40
	U S A			621	621
WINES	NORW			15	15
SEEDS FOR SOWING NES	NORW			3	3
	JAPAN			32	32
CRUDE VEG MATERIAL NES	NORW			74	74
TEXTILE FIBRES NES	JAPAN			108	108
RUBBER FAB MATERIALS	JAPAN			6	6
LUMBER AND TIMBER	NORW			122	122
VENEER AND PLYWOOD	NORW			129	129
	U S A			59	59
WOOD FAB MATERIALS NES	NORW			7	7
	JAPAN			6	6
PAPER NES	NORW			109	109
TEXTILE FAB MATRLS NES	U K			1	1
	NETH			18	18
	NORW			1,231	1,231
	JAPAN			298	298
	U S A			926	926
	OTHER			4	4
VEG OILS FATS NES	NORW			5	5
	JAPAN	6			6
	U S A			16	16
OILS FATS WAXES NES	NORW			11	11
CHEMICALS NES	NORW			99	99
CHEMICAL PRODUCTS NES	NORW			137	137
	JAPAN			52	52
	OTHER			3	3
IRON STEEL PIPES NES	U S A			342	342
METAL FAB PRODS NES	NETH			2	2
	NORW			116	116
PLATE AND SHEET GLASS	NORW			145	145
MISC FAB MATERIALS NES	JAPAN			5	5
AUTOS AND CHASSIS	NORW			4	4
MISC VEH AND PARTS NES	NORW			20	20
MISC EQUIPMENT NES	NETH			17	17
	NORW			107	107
	JAPAN			11	11
	U S A			18	18
HOUSEHOLD GOODS NES	U K			1	1
	DENMK	1			1
	NETH			20	20
	NORW			749	749
	JAPAN	5		128	133

T A B L E 2. CARGOES UNLOADED AT CANADIAN PORTS FROM FOREIGN COUNTRIES

COUNTRY OF ORIGIN AND KIND OF CARGO	REGISTRY OF VESSEL	ATLANTIC	GREAT LAKES	PACIFIC	TOTAL
MISC PRODUCTS NES	U S A			646	646
	U K			2	2
	NETH			16	16
	NORW			441	441
	JAPAN			72	72
	U S A			218	218
	OTHER			5	5
GENERAL CARGO	U K	850		250	1,100
	DENMK	1,023			1,023
	GER	114			114
	NETH			1	1
	NORW			2,720	2,720
	JAPAN	3,271	2,486	369	6,126
	U S A			7,065	7,065
OTHER	947		154	1,101	
		6,555	2,486	18,450	27,491
INDIA					
FISH SALTED OR CURED	NETH			1	1
FISH CANNED	U K	71			71
	NORW			24	24
FISH, MARINE ANIMAL NES	NETH			43	43
	NORW	4			4
PEANUTS	U K	429			429
	NORW	56			56
NUTS NES	U K	2,813			2,813
	NETH			116	116
	NORW	490		47	537
	U S A	3			3
VEGETABLE PREPS NES	NORW			3	3
COFFEE	U K	975			975
	NETH			121	121
	NORW	6		121	127
TEA	U K	8,210			8,210
	DENMK	93			93
	NETH			156	156
	NORW	265		3	268
	U S A	300		320	620
SPICES	U K	551			551
	DENMK	22			22
	NETH			58	58
	NORW	533		14	547
	U S A	51			51
FOOD PREPARATIONS NES	NETH			12	12
	NORW			36	36
RAW HIDES AND SKINS	NORW	2			2
SEEDS FOR SOWING NES	NORW	99			99
	U S A			19	19
RUBBER AND GUMS NAT	NETH		71		71
	NORW	2			2
CRUDE VEG MATERIAL NES	U K	200			200
	NETH			46	46
	NORW	24			24
	OTHER			5	5
WOOL AND ANIMAL HAIR	NORW	89			89
TEXTILE FIBRES NES	U K	1,064			1,064
	DENMK	7			7
	NETH			327	327
	NORW	269			269
MANGANESE ORE AND CONC	NORW	4,000			4,000
MET ORES AND CONC NES	NETH	11,880			11,880
WASTE AND SCRAP NES	NORW	21		20	41
	U S A			14	14
SACKING MATERIALS	U K	45,762			45,762
	NETH			1,134	1,134
	NORW	20			20
	U S A			2,994	2,994
TEXTILE FAB MATRLS NES	U K	5,391			5,391
	NETH			2,701	2,701
	NORW	4,526		560	5,086
	U S A			157	157
	OTHER			1	1
VEG OILS FATS NES	U K	287			287
METAL FAB PRODS NES	U K	30			30
	NETH			1	1
AUTOS AND CHASSIS	NETH			2	2
MISC EQUIPMENT NES	U K	20			20
HOUSEHOLD GOODS NES	U K	3,812			3,812
	NETH			38	38

T A B L E 2. CARGOES UNLOADED AT CANADIAN PORTS FROM FOREIGN COUNTRIES

COUNTRY OF ORIGIN AND KIND OF CARGO	REGISTRY OF VESSEL	ATLANTIC	GREAT LAKES	PACIFIC	TOTAL
MISC PRODUCTS NES GENERAL CARGO	NORW	224		4	228
	U S A			47	47
	NETH			6	6
	NORW	67			67
	U K	1,737			1,737
	OENMK	427			427
	NETH			1	1
	NORW	160		7	167
	U S A			278	278
	OTHER			157	157
		94,992	71	9,594	104,657
MALAYA AND SINGAPORE					
FISH FRESH OR FROZEN	NORW			400	400
FISH CANNED	NETH			47	47
	NORW			200	200
WHEAT FLOUR	NORW			272	272
GRAIN, CEREAL PREP NES	OENMK	4			4
	NETH			22	22
	NORW	5		9	14
FRUIT FRESH, FROZEN NES	OENMK	192	112		304
	NETH			41	41
	NORW	291		1,405	1,696
FRUIT PREPARATIONS NES	U S A	259			259
	OENMK	848			848
	GREEK	93			93
	ITALY		36		36
NUTS NES	NORW	400		8,858	9,258
VEG, FRESH, FROZEN NES	NORW	2			2
VEGETABLE PREPS NES	U S A		189		189
SUGAR	NETH			1	1
COFFEE	GREEK			14,700	14,700
	OENMK	4			4
TEA	NORW	11		7	18
	OENMK	105			105
	NORW	106		8	114
SPICES	DENMK	119			119
	NETH			2	2
	NORW	29	2	70	101
	U S A	58			58
FOOD PREPARATIONS NES	JAPAN			91	91
SEEDS FOR SOWING NES	NORW			16	16
RUBBER AND GUMS NAT	DENMK	5,295	757		6,052
	GER		180		180
	GREEK		901		901
	ITALY		342		342
	NETH		2,131	180	2,311
	NORW	2,806	909	3,535	7,250
	JAPAN			119	119
CRUDE VEG MATERIAL NES	U S A	3,482	1,378	152	5,012
	OENMK	34	11		45
	GREEK		6		6
	NETH			1	1
TEXTILE FIBRES NES	OENMK	14			14
	NETH			14	14
	NORW	19			19
	JAPAN			28	28
MET ORES AND CONC NES	U S A			89	89
	OENMK	745			745
	NETH			35	35
	NORW	28		22	50
RUBBER FAB MATERIALS	U S A	264	34		298
LUMBER AND TIMBER	NORW			638	638
	OENMK	298	132		430
	GREEK		79		79
	NETH		262	58	320
	NORW	376	10	149	535
	U S A			38	38
VENEER AND PLYWOOD	OENMK	36			36
NEWSPRINT PAPER	NORW			402	402
SACKING MATERIALS	NORW			70	70
	U S A			52	52
TEXTILE FAB MATRLS NES	NETH			2	2
	NORW	4		16	20
VEG OILS FATS NES	OENMK	3,230			3,230
	NETH	343			343
	NORW	2,764			2,764
STEEL PLATE AND SHEET	OENMK		129		129
	NETH			30	30

T A B L E 2. CARGES UNLOADED AT CANADIAN PORTS FROM FOREIGN COUNTRIES

COUNTRY OF DRIGIN AND KIND OF CARGO	REGISTRY OF VESSEL	ATLANTIC	GREAT LAKES	PACIFIC	TOTAL
COPPER AND ALLOYS NES NON-FERROUS METALS NES	NORW			2	2
	DENMK	694			694
	GER		199		199
	GREEK		28		28
	NETH		175	52	227
	NDRW	55	78	5	138
	U S A	79			79
	DENMK	3			3
	DENMK	4			4
	U S A	1			1
	U S A	1			1
	DENMK	1			1
	NORW			42	42
	JAPAN			2	2
	U S A	2			2
MISC PRODUCTS NES GENERAL CARGO	NORW			2	2
	U K	495	156		651
	DENMK	8,109			8,109
	GER	53	67		120
	GREEK	507	101		608
	ITALY	34			34
	NETH	1,376	10,352		11,728
	NORW	294	626	34	954
	JAPAN	2		2	4
	U S A	105	543	46	694
	DOTHER	28	155		183
			34,107	20,080	31,966
PAKISTAN SPICES TEXTILE FIBRES NES WASTE AND SCRAP NES SACKING MATERIALS	U K	75			75
	NETH			20	20
	NETH			19	19
	NORW			40	40
	U K	3,195			3,195
	NETH			18	18
	NDRW			221	221
	U S A			223	223
	U K	820			820
	NETH			119	119
MISC EQUIPMENT NES	NORW			527	527
	NETH			1	1
HOUSEHOLD GOODS NES	NDRW			2	2
	NETH			1	1
GENERAL CARGO	NORW			8	8
	DENMK	737			737
		4,827		1,199	6,026
BRITISH EAST INDIES NES LUMBER AND TIMBER GENERAL CARGO	JAPAN			17	17
	DOTHER	453			453
		453		17	470
BURMA CEREALS UNMILLED NES	NORW			2,263	2,263
				2,263	2,263
CHINA COMMUNIST PEANUTS NUTS NES WINES VENEER AND PLYWOOD TEXTILE FAB MATRLS NES NON-MET MIN PRDDS NES MACHINERY HOUSEHOLD GOODS NES MISC PRODUCTS NES GENERAL CARGO	U K			1,027	1,027
	GREEK			329	329
	NORW			1,300	1,300
	GREEK			2,563	2,563
	NDRW			288	288
	JAPAN			2	2
	GREEK		87		87
	GREEK			18	18
	NORW			63	63
	GER			12	12
	NDRW			10	10
	NORW			75	75
	NORW			13	13
	GREEK		15	40	55
	ITALY		88		88
	NORW			51	51
	JAPAN	350		232	582
DOTHER	498			498	
		848	190	6,023	7,061

TABLE 2. CARGOES UNLOADED AT CANADIAN PORTS FROM FOREIGN COUNTRIES

COUNTRY OF ORIGIN AND KIND OF CARGO	REGISTRY OF VESSEL	ATLANTIC	GREAT LAKES	PACIFIC	TOTAL
INDONESIA					
FISH FRESH OR FROZEN	NORW			18	18
TEA	DENMK	215			215
	GER		1		1
	U S A	24			24
SPICES	U S A	10			10
FOOD PREPARATIONS NES	NORW			33	33
RAW HIDES AND SKINS	U S A	1			1
RUBBER AND GUMS NAT	DENMK	614			614
	GREEK	72	112		184
	NORW		190		190
	U S A	707			707
MET ORES AND CONC NES	DENMK	4,480			4,480
RUBBER FAB MATERIALS	NETH		39		39
VENEER AND PLYWOOD	NORW			22	22
TEXTILE FAB MATRLS NES	NORW			44	44
IRON AND STEEL NES	NORW			41	41
METAL FAB PRODS NES	NORW			15	15
HOUSEHOLD GOODS NES	NORW		1	106	107
	U S A	20			20
CONTAINERS NES	NORW			11	11
MISC PRODUCTS NES	NORW			32	32
	U S A	2			2
GENERAL CARGO	U K	3			3
	DENMK	21			21
	GER	55			55
	GREEK		362		362
	ITALY		17		17
	NETH	191	475		666
	NORW	11	112		123
		6,426	1,309	322	8,057
JAPAN					
FISH FRESH OR FROZEN	NORW			1,015	1,015
	SWEDN			453	453
FISH SALTED OR CURED	JAPAN	3		398	401
FISH CANNED	NORW			18	18
	NORW			1,068	1,068
	LIBER		188		188
	JAPAN	374		132	506
	U S A			68	68
FISH, MARINE ANIMAL NES	U K			10	10
	NORW			310	310
GRAIN, CEREAL PREP NES	JAPAN	147		494	641
APPLES	JAPAN			5	5
	NORW			31	31
	U S A			36	36
FRUIT FRESH, FROZEN NES	NORW			733	733
	LIBER			2,491	2,491
	JAPAN			7,727	7,727
	U S A			6,279	6,279
FRUITS DRIED PRESERVED	JAPAN	34		89	123
FRUIT PREPARATIONS NES	NORW			11	11
	LIBER		74		74
	JAPAN	84		18	102
PEANUTS	GREEK			869	869
NUTS NES	GREEK			417	417
	NORW			90	90
VEG, FRESH, FROZEN NES	NORW			2	2
	JAPAN			34	34
VEGETABLE PREPS NES	NORW			3	3
	JAPAN			207	207
TEA	JAPAN			63	63
SPICES	DENMK	3			3
	JAPAN	3			3
FOOD PREPARATIONS NES	U K			25	25
	NORW			1,186	1,186
	JAPAN	7		1,620	1,627
	U S A			162	162
ALE BEER STOUT PORTER	NORW			1	1
WINES	NORW			4	4
	JAPAN			10	10
DIST ALCOHOLIC BEV	JAPAN			28	28
CRUDE VEG MATERIAL NES	NORW			16	16
	JAPAN			17	17
	U S A			41	41
TEXTILE FIBRES, NES	JAPAN			72	72
MET ORES AND CONC NES	DENMK	6,724			6,724
ASBESTOS UNMILLED	U K			170	170
WASTE AND SCRAP NES	NORW			43	43

T A B L E 2. CARGOES UNLOADED AT CANADIAN PORTS FROM FOREIGN COUNTRIES

COUNTRY OF ORIGIN AND KIND OF CARGO	REGISTRY OF VESSEL	ATLANTIC	GREAT LAKES	PACIFIC	TOTAL
RUBBER FAB MATERIALS LUMBER AND TIMBER	JAPAN			8	8
	NORW			64	64
SAWMILL PRODUCTS NES VENEER AND PLYWOOD	LIBER		152		152
	JAPAN			8,989	8,989
	U S A			45	45
	U K			11	11
	U K			25	25
	DENMK	181			181
	NORW			1,036	1,036
	LIBER		184		184
	JAPAN	424		6,487	6,911
	U S A			251	251
WOOD FAB MATERIALS NES	JAPAN			22	22
	U S A			37	37
	OTHER			11	11
PAPER NES	NORW			55	55
	JAPAN			162	162
PAPERBOARD	U S A			54	54
	JAPAN			14	14
PAPER PAPERBOARD NES	NORW			7	7
	JAPAN			138	138
TEXTILE FAB MATRLS NES	U S A			25	25
	U K			72	72
	DENMK	3			3
	NORW			763	763
	JAPAN	12		2,152	2,164
FISH, MARINE ANIMAL OIL OILS FATS WAXES NES	U S A			769	769
	JAPAN			1	1
	JAPAN			13	13
CHEMICALS NES	U S A			2	2
	NORW			51	51
FERTILIZER	JAPAN			685	685
	NORW			221	221
SYNTHETIC RUBBER CHEMICAL PRODUCTS NES	JAPAN			673	673
	NORW			168	168
	NORW			1	1
TAR PITCH AND CREOSOTE STEEL BAR AND ROD	LIBER		36		36
	JAPAN	1		141	142
	JAPAN			4,402	4,402
	U K			210	210
	GREEK			828	828
	LIBER			4,198	4,198
	JAPAN			11,163	11,163
	U S A			85	85
	OTHER			1,300	1,300
	U K			706	706
STEEL PLATE AND SHEET	DENMK			275	275
	GREEK			4,409	4,409
	NETH	296			296
	NORW			587	587
	LIBER			3,568	3,568
	JAPAN			12,262	12,262
	U S A			77	77
	OTHER			2,058	2,058
	U K			1,418	1,418
	DENMK			515	515
	GREEK			1,649	1,649
	LIBER			618	618
	JAPAN			17,710	17,710
IRON STEEL PIPES NES	U S A			359	359
	OTHER			1,200	1,200
	U K			350	350
	DENMK	99			99
	GREEK			506	506
	NORW			287	287
	LIBER			892	892
	JAPAN		292	22,059	22,351
	U S A			2,686	2,686
	OTHER			273	273
IRON AND STEEL NES	U K			877	877
	NORW			652	652
	JAPAN			14,467	14,595
	U S A	128		1,084	1,084
	JAPAN			14	14
NON-FERROUS METALS NES METAL FAB PRODS NES	U K			175	175
	DENMK	7			7
	NORW			1,322	1,322
	LIBER		48		48
	JAPAN			3,029	3,029

T A B L E 2. CARGOES UNLOADED AT CANADIAN PORTS FROM FOREIGN COUNTRIES

COUNTRY OF ORIGIN AND KIND OF CARGO	REGISTRY OF VESSEL	ATLANTIC	GREAT LAKES	PACIFIC	TOTAL	
PLATE AND SHEET GLASS	U S A			294	294	
	U K			105	105	
	NORW			526	526	
CEMENT	JAPAN			2,889	2,889	
	U S A			389	389	
	NORW			155	155	
NDN-MET MIN PRODS NES	JAPAN			427	427	
	U K			60	60	
	DENMK	40			40	
MISC FAB MATERIALS NES	GREEK			403	403	
	NORW			121	121	
	JAPAN			597	597	
	U S A			202	202	
	OTHER			19	19	
	U K			11	11	
MACHINERY	NORW			10	10	
	LIBER		80		80	
	JAPAN	15		1,612	1,627	
	U S A			32	32	
	OTHER			19	19	
	NORW			30	30	
AUTOS AND CHASSIS	JAPAN			258	258	
	U S A			22	22	
	U K			30	30	
TRUCKS AND CHASSIS	NORW			114	114	
	JAPAN			321	321	
	U S A			76	76	
MOTOR VEH PARTS NES	NORW			9	9	
	JAPAN			29	29	
	NORW			34	34	
MOTOR VEHICLES NES	JAPAN			62	62	
	NORW			35	35	
	JAPAN			338	338	
MISC VEH AND PARTS NES	U S A			51	51	
	U K			15	15	
	DENMK	1			1	
RUBBER TIRES AND TUBES	NDRW			174	174	
	JAPAN			277	277	
	U S A			54	54	
MISC EQUIPMENT NES	JAPAN	8			8	
	U K			32	32	
	NORW			246	246	
HOUSEHOLD GOODS NES	JAPAN			950	950	
	U K			187	187	
	DENMK	3			3	
CONTAINERS EMPTY	NORW			1,185	1,185	
	LIBER		7		7	
	JAPAN	81		2,760	2,841	
	U S A			665	665	
	OTHER			4	4	
	NORW			16	16	
CONTAINERS NES	JAPAN			58	58	
	U K			60	60	
	JAPAN			14	14	
MISC PRDDUCTS NES	NORW			153	153	
	JAPAN	9		364	373	
	U K			1,474	1,474	
GENERAL CARGO	DENMK	8,489			8,489	
	GER	2,032			2,032	
	GREEK	1,502			1,502	
	ITALY	2,630	1,172		3,802	
	NETH	1,897	245	1,546	3,688	
	NDRW	8,627	3,634	7,785	20,046	
	LIBER	3,283	69		3,352	
	JAPAN	32,701	18,160	48,244	99,105	
	U S A			9,054	9,054	
	DOTHER	6,481	342	198	7,021	
		76,329	24,683	252,684	353,696	
	KOREA	U S A			150	150
		U S A		18		18
U S A				225	225	
U S A				17	17	
U S A				12	12	
U S A				20	20	
U S A				262	262	
		18	686	704		

T A B L E 2. CARGOES UNLOADED AT CANADIAN PORTS FROM FOREIGN COUNTRIES

COUNTRY OF ORIGIN AND KIND OF CARGO	REGISTRY OF VESSEL	ATLANTIC	GREAT LAKES	PACIFIC	TOTAL
PHILIPPINES					
GRAIN, CEREAL PREP NES	NORW			1	1
NUTS NES	DENMK	182			182
	NETH			242	242
	NORW			101	101
	U S A			191	191
RUBBER AND GUMS NAT	NORW		14		14
CRUDE VEG MATERIAL NES	NORW			1	1
	OTHER			12	12
TEXTILE FIBRES NES	DENMK	38			38
	NETH			96	96
	NORW			41	41
	OTHER			14	14
MET ORES AND CONC NES	DENMK	7,168			7,168
LUMBER AND TIMBER	NETH			32	32
	NORW			55	55
	JAPAN			50	50
	U S A			280	280
	OTHER			198	198
VENEER AND PLYWOOD	GER		34		34
	GREEK	285			285
	NORW			92	92
	U S A			21	21
	OTHER			120	120
WOOD FAB MATERIALS NES	NORW			1	1
TEXTILE FAB MATRLS NES	NORW			3	3
MISC EQUIPMENT NES	NORW			5	5
HOUSEHOLD GOODS NES	NETH			5	5
	NORW			8	8
	OTHER			2	2
CONTAINERS EMPTY	NETH			27	27
MISC PRODUCTS NES	NETH			3	3
GENERAL CARGO	U K		87		87
	DENMK	400			400
	GER		173		173
	GREEK	143	78		221
	ITALY	142			142
	NETH			5	5
	NORW	533	219	11	763
	JAPAN			3	3
	U S A			479	479
	OTHER		75	126	201
		8,891	680	2,225	11,796
TAIWAN					
FRUIT FRESH, FROZEN NES	U S A			31	31
NUTS NES	OTHER			1	1
VEG, FRESH, FROZEN NES	JAPAN			1	1
	U S A			24	24
	OTHER			1	1
VEGETABLE PREPS NES	GREEK	10			10
	U S A			30	30
	OTHER			81	81
TEA	OTHER			8	8
FOOD PREPARATIONS NES	JAPAN			847	847
	U S A			33	33
	OTHER			9	9
SEEDS FOR SOWING NES	OTHER			6	6
CRUDE VEG MATERIAL NES	OTHER			5	5
TEXTILE FIBRES NES	OTHER			15	15
RUBBER FAB MATERIALS	JAPAN			22	22
LUMBER AND TIMBER	JAPAN			474	474
	OTHER			209	209
SAWMILL PRODUCTS NES	OTHER			19	19
VENEER AND PLYWOOD	U K			135	135
	DENMK	592			592
	GREEK	100			100
	JAPAN	90	7	2,172	2,269
	U S A			499	499
	OTHER			3,236	3,236
WOOD FAB MATERIALS NES	JAPAN			117	117
	U S A			35	35
	OTHER			151	151
TEXTILE FAB MATRLS NES	GREEK	29			29
	JAPAN			32	32
	U S A			96	96
	OTHER			262	262
CHEMICALS NES	DENMK	1			1

T A B L E 2. CARGOES UNLOADED AT CANADIAN PORTS FROM FOREIGN COUNTRIES

COUNTRY OF ORIGIN AND KIND OF CARGO	REGISTRY OF VESSEL	ATLANTIC	GREAT LAKES	PACIFIC	TOTAL
	GREEK	11			11
	JAPAN			34	34
	OTHER			18	18
CHEMICAL PRODUCTS NES	OTHER			35	35
STEEL BAR AND ROD	OTHER			474	474
METAL FAB PRODS NES	OTHER			2	2
HOUSEHOLD GOODS NES	JAPAN			119	119
	U S A			62	62
	OTHER			153	153
MISC PRODUCTS NES	OTHER			6	6
GENERAL CARGO	U K	797			797
	DENMK	422			422
	GER	299			299
	GREEK	68	407		475
	ITALY	256	177		433
	JAPAN	2,679	1,867		4,546
	U S A			796	796
	OTHER	3,863		1,346	5,209
		9,217	2,458	11,621	23,296
THAILAND					
GRAIN, CEREAL PREP NES	NORW			3	3
	U S A	51		105	156
CRUDE VEG MATERIAL NES	GREEK	11			11
	NORW			5	5
LUMBER AND TIMBER	OENMK	32			32
	NORW			130	130
	U S A			12	12
HOUSEHOLD GOODS NES	U S A	1			1
GENERAL CARGO	DENMK	551			551
	JAPAN	342	26		368
		988	26	255	1,269
U S S R PACIFIC					
GENERAL CARGO	JAPAN	128			128
		128			128
AUSTRALIA					
OTHER LIVE ANIMALS	GER			1	1
MEAT FRESH OR FROZEN	U K	4,898	413		5,311
	GER	344		1,389	1,733
	NORW			332	332
	SWEDN	210		1,155	1,365
	U S A			757	757
MEAT CURED	GER			155	155
	SWEDN			37	37
MEAT AND MEAT PREP NES	U K	1,515			1,515
	GER			327	327
	SWEDN			61	61
	U S A			141	141
FISH FRESH OR FROZEN	NORW			163	163
	U S A			56	56
FISH SALTED OR CURED	NORW			6	6
FISH CANNED	NORW			5	5
LOBSTER	NORW			2	2
FISH, MARINE ANIMAL NES	NORW			49	49
DAIRY PRODUCE EGGS NES	GER			1	1
	SWEDN			1	1
	U S A			2	2
BARLEY	GER	5,950			5,950
CEREALS UNMILLED NES	SWEDN			1,246	1,246
WHEAT FLOUR	SWEDN			5	5
GRAIN, CEREAL PREP NES	GER			2	2
	U S A			46	46
APPLES	GER			58	58
	SWEDN			27	27
	U S A			236	236
FRUIT FRESH, FROZEN NES	GER			722	722
	NORW			33	33
	SWEDN			172	172
	U S A			359	359
FRUITS DRIED PRESERVED	U K	13,248			13,248
	GER			1,244	1,244
	NORW			412	412
	SWEDN			1,429	1,429
	U S A			2,515	2,515
FRUIT PREPARATIONS NES	U K	7,370			7,370
	GER	132		2,861	2,993
	SWEDN			2,377	2,377

T A B L E 2. CARGES UNLOADED AT CANADIAN PORTS FROM FOREIGN COUNTRIES

COUNTRY OF ORIGIN AND KIND OF CARGO	REGISTRY OF VESSEL	ATLANTIC	GREAT LAKES	PACIFIC	TOTAL
VEG, FRESH, FROZEN NES SUGAR	U S A			1,834	1,834
	U K	378			378
	U K	70,785			70,785
	NETH	13,344			13,344
	NDRW	53,356			53,356
SUGAR PREPARATIONS COFFEE SPICES	DTHR	16,016			16,016
	SWEDN			20	20
	GER			1	1
	GER			2	2
	SWEDN			2	2
FOOD PREPARATIONS NES	U K	36			36
	GER			595	595
	SWEDN			20	20
FEEDS OF ANIMAL ORIGIN WINES	U S A			21	21
	U S A			153	153
	U K	471			471
	GER	10		110	120
	SWEDN			811	811
DIST ALCOHOLIC BEV	U S A			3	3
	GER			178	178
	SWEDN			363	363
RAW HIDES AND SKINS	GER			8	8
CRUDE ANIMAL PRODUCTS	U S A			2	2
	U S A			51	51
SEEDS FOR SOWING NES	SWEDN			2	2
WOOL AND ANIMAL HAIR	U S A			2	2
	U K	1,838			1,838
	GER			281	281
	NDRW			1,475	1,475
	SWEDN			103	103
LEAD DRE AND CONC MET DRES AND CONC NES	U S A			174	174
	PANAM			10,780	10,780
	U K	299			299
	GER			26	26
	NDRW	15,618	16,363		31,981
CLAY MATERIALS NES SAND AND GRAVEL LUMBER AND TIMBER	SWEDN			44	44
	U S A			5	5
	SWEDN			17	17
	U K	2,154			2,154
	GER			90	90
SAWMILL PRODUCTS NES TEXTILE FAB MATRLS NES	SWEDN			53	53
	U S A			17	17
	SWEDN			5	5
	SWEDN			4	4
	U S A			9	9
CHEMICALS NES	U K	5			5
	GER			26	26
	SWEDN			2	2
CHEMICAL PRODUCTS NES TAR PITCH AND CREDSOTE	U S A			1	1
	U K	6			6
	SWEDN			11	11
	U S A			6	6
	SWEDN			1,751	1,751
STEEL BAR AND ROD	U S A			602	602
STEEL PLATE AND SHEET	SWEDN			3,757	3,757
	U S A			2,209	2,209
IRON STEEL PIPES NES	GER			11	11
IRON AND STEEL NES	SWEDN			2	2
	GER			672	672
	SWEDN			469	469
	U S A			236	236
	GER			24	24
METAL FAB PRDDS NES	SWEDN			34	34
	U S A			18	18
	U S A			11	11
PLATE AND SHEET GLASS MACHINERY	GER			4	4
	SWEDN			6	6
	U S A			299	299
	GER			14	14
	SWEDN			3	3
MOTOR VEH PARTS NES	U K				
MISC EQUIPMENT NES	GER			13	13
HOUSEHOLD GOODS NES	SWEDN			20	20
	U S A			17	17
	SWEDN			17	17
	U S A			30	30
	GER			1	1
CONTAINERS NES	U K	14,240	779	706	15,725
	GER	1,395		616	2,011

T A B L E 2. CARGOES UNLOADED AT CANADIAN PORTS FROM FOREIGN COUNTRIES

COUNTRY OF ORIGIN AND KIND OF CARGO	REGISTRY OF VESSEL	ATLANTIC	GREAT LAKES	PACIFIC	TOTAL
	NORW			407	407
	SWEDN	3,415	2,122	6	5,543
	U S A			131	131
		227,034	19,677	47,777	294,488
FIJI					
SUGAR	NDRW			31,700	31,700
GENERAL CARGO	SWEDN			16,350	16,350
	U K			37	37
	OTHER			26	26
				48,113	48,113
NEW ZEALAND					
OTHER LIVE ANIMALS	OTHER			1	1
MEAT FRESH OR FROZEN	U K	5,297		739	6,036
	GER			394	394
MEAT AND MEAT PREP NES	U K	1,169			1,169
APPLES	U K			731	731
	GER			329	329
FRUIT FRESH, FROZEN NES	U K	653			653
	GER			137	137
FRUIT PREPARATIONS NES	GER			97	97
VEG, FRESH, FROZEN NES	U K			553	553
	GER			183	183
BEANS AND PEAS DRIED	U K			7	7
	GER			13	13
FOOD PREPARATIONS NES	U K	705			705
	GER	3		24	27
WINES	GER			1	1
DIST ALCOHOLIC BEV	GER			6	6
CRUDE ANIMAL PRODUCTS	GER			23	23
SEEDS FOR SOWING NES	U K			10	10
WOOL AND ANIMAL HAIR	U K	1,682		57	1,739
	GER	96		83	179
SAND AND GRAVEL	U K	182			182
NEWSPRINT PAPER	GER			17	17
PAPER PAPERBOARD NES	GER			4	4
CHEMICAL PRODUCTS NES	U K	134			134
MACHINERY	GER			12	12
MISC VEH AND PARTS NES	GER			1	1
MISC EQUIPMENT NES	GER			2	2
HOUSEHOLD GOODS NES	GER			12	12
CONTAINERS EMPTY	GER	2			2
GENERAL CARGO	U K	780		175	955
	GER			19	19
	OTHER			112	112
		10,703		3,742	14,445
FRENCH OCEANIA					
NICKEL ORE AND CONC	NDRW			2,514	2,514
	OTHER			1,328	1,328
				3,842	3,842
BRITISH GUIANA					
SUGAR	GER	7,623			7,623
	ITALY	3,756			3,756
	NETH	22,754			22,754
	NDRW	43,717			43,717
	SWEDN	2,574			2,574
MOLASSES CRUDE	LIBER	34,250			34,250
DIST ALCOHOLIC BEV	U K	7,460	2,419		9,879
ALUMINUM ORE AND CONC	NDRW	1			1
	U K	5,934		26,008	31,942
	GER	8,300			8,300
	ITALY	11,747			11,747
	NDRW	69,188	20,295	33,345	122,828
	LIBER	55,201			55,201
LUMBER AND TIMBER	ITALY	52			52
GENERAL CARGO	U K	135			135
	GER	30			30
	ITALY	263			263
	NETH	244			244
	NDRW	1,126			1,126
	SWEDN	89			89
	LIBER	87			87
	OTHER	442			442
		274,973	22,714	59,353	357,040

T A B L E 2. CARGOES UNLOADED AT CANADIAN PORTS FROM FOREIGN COUNTRIES

COUNTRY OF ORIGIN AND KIND OF CARGO	REGISTRY OF VESSEL	ATLANTIC	GREAT LAKES	PACIFIC	TOTAL
ARGENTINA					
MEAT FRESH OR FROZEN	NORW			12	12
	U S A			8	8
MEAT CURED	NORW			6	6
	U S A	6		121	127
MEAT AND MEAT PREP NES	GER	74			74
	NORW			58	58
	U S A	344	223	759	1,326
DAIRY PRODUCE EGGS NES	U S A	310		24	334
CEREALS UNMILLED NES	U S A			773	773
FRUITS DRIED PRESERVED	U S A	47			47
FRUIT PREPARATIONS NES	U S A			35	35
VEGETABLE PREPS NES	U S A	38			38
COFFEE	NORW			34	34
	U S A			261	261
TEA	GER	23			23
	U S A	67	21	11	99
FOOD PREPARATIONS NES	NORW			1	1
	U S A	131		8	139
FEEDS CONCENT, COMPLETE	NORW			35	35
	U S A	56	37		93
RAW HIDES AND SKINS	U S A	29			29
	OTHER	10			10
CRUDE ANIMAL PRODUCTS	U S A			156	156
SEEDS FOR SOWING NES	U S A	56			56
CRUDE VEG MATERIAL NES	NORW			22	22
	U S A	167	1,758	15	1,940
	OTHER	10			10
WOOL AND ANIMAL HAIR	U S A	112	20		132
TEXTILE FIBRES NES	U S A		66		66
	OTHER	168			168
IRON ORE AND CONC	NORW	25,710			25,710
MET ORES AND CONC NES	NORW			76	76
CRUDE PETROLEUM	LIBER	24,084			24,084
WASTE AND SCRAP NES	U S A		33		33
TEXTILE FAB MATRLS NES	U S A	3	8		11
VEG OILS FATS NES	U S A		106		106
OILS FATS WAXES NES	U S A	21	632		653
FUEL OIL	ITALY	33,708			33,708
	NORW	45,670			45,670
	PANAM	11,700			11,700
MACHINERY	U S A			9	9
HOUSEHOLD GOODS NES	NORW			1	1
	U S A	17	1	10	28
GENERAL CARGO	DENMK	108			108
	GER	419			419
	NORW			1	1
	SWEDN	421			421
	U S A	209	17	4	230
	OTHER	796			796
		144,514	2,922	2,440	149,876
BRAZIL					
MEAT CURED	U S A			17	17
MEAT AND MEAT PREP NES	U S A			6	6
	OTHER	50			50
DAIRY PRODUCE EGGS NES	U S A			3	3
CEREALS UNMILLED NES	NORW			1,653	1,653
	U S A			1,235	1,235
FRUIT FRESH, FROZEN NES	SWEDN	572			572
	U S A	1,278			1,278
FRUIT PREPARATIONS NES	U S A	72		199	271
NUTS NES	U K	40			40
	NORW			312	312
	U S A	48	3		51
COCOA AND CHOCOLATE	U K	152			152
	U S A	168	203		371
COFFEE	GER	223			223
	NORW			2,628	2,628
	SWEDN	66			66
	U S A	8,024	1,242	5,297	14,563
TEA	NORW			11	11
	U S A	46		11	57
TOBACCO	U S A	4			4
CRUDE VEG MATERIAL NES	U S A		152		152
LOGS, ROUND TIMBER	U K	625			625
TEXTILE FIBRES NES	GER	28			28
	NORW			165	165
	U S A	21	2,885	138	3,044
IRON ORE AND CONC	U K	95,845			95,845

T A B L E 2. CARGOES UNLOADED AT CANADIAN PORTS FROM FOREIGN COUNTRIES

COUNTRY OF ORIGIN AND KIND OF CARGO	REGISTRY OF VESSEL	ATLANTIC	GREAT LAKES	PACIFIC	TOTAL
	NETH	90,602			90,602
	NDRW	159,886			159,886
	SWEON	128,049			128,049
	LIBER	28,680			28,680
	OTHER	94,026			94,026
NON-FERROUS MET SCRAP	U S A			1	1
COAL PETRO. PRODS NES	U S A	11			11
STONE CRUDE NES	U S A	108			108
LUMBER AND TIMBER	U K	270			270
	CAN	926			926
VENEER AND PLYWOOD	U S A	205			205
TEXTILE FAB MATRLS NES	U S A	3	364	2	369
VEG OILS FATS NES	U S A		1,918	17	1,935
OILS FATS WAXES NES	U S A	6	330		336
CHEMICALS NES	U S A	48	8		56
MACHINERY	U S A		105		105
MOTOR VEH PARTS NES	U S A	1			1
HOUSEHOLD GOODS NES	U S A	3		13	16
MISC PRODUCTS NES	U S A		8		8
GENERAL CARGO	U K	882			882
	GER	562			562
	NDRW	39			39
	SWEON	2,041			2,041
	PANAM	15			15
	CAN	49			49
	U S A	1,421	3		1,424
	OTHER	411			411
		615,506	7,221	11,708	634,435
CHILE					
FISH FRESH OR FROZEN	U S A			3	3
LOBSTER	U S A			8	8
FISH, MARINE ANIMAL NES	U S A			6	6
FRUIT FRESH, FROZEN NES	U S A			22	22
FRUITS DRIED PRESERVED	U S A			1	1
VEG, FRESH, FROZEN NES	U S A			662	662
BEANS AND PEAS DRIED	U S A			2	2
FOOD PREPARATIONS NES	U S A			152	152
WINES	U S A			4	4
IRON ORE AND CONC	GREEK	23,085			23,085
	NETH	29,352			29,352
	NDRW	95,560			95,560
LEAD ORE AND CONC	U S A			1,692	1,692
VEG OILS FATS NES	NDRW		550		550
CHEMICALS NES	U S A			400	400
FERTILIZER	GER	2,510			2,510
	U S A			1,935	1,935
HOUSEHOLD GOODS NES	NDRW			1	1
	U S A			1	1
GENERAL CARGO	U S A			14	14
		150,507	550	4,903	155,960
COLOMBIA					
COFFEE	NDRW	662		235	897
	LIBER			1,384	1,384
	U S A			741	741
	OTHER	39		404	443
DIST ALCDHOLIC BEV	NDRW	1			1
LUMBER AND TIMBER	NDRW	1,304			1,304
	LIBER	378			378
	OTHER	344			344
CHEMICALS NES	GER		273		273
IRON AND STEEL NES	LIBER			2	2
METAL FAB PRODS NES	LIBER			4	4
CONTAINERS NES	NDRW			10	10
GENERAL CARGO	NDRW	3,599			3,599
	LIBER	1,314			1,314
	OTHER	928	139		1,067
		8,569	412	2,780	11,761
ECUADOR					
COCOA AND CHDCOLATE	OTHER	15			15
COFFEE	OTHER	19			19
HOUSEHOLD GOODS NES	OTHER			1	1
GENERAL CARGO	NDRW	47			47
	LIBER	46			46
	OTHER	39			39
		166		1	167

T A B L E 2. CARGOES UNLOADED AT CANADIAN PORTS FROM FOREIGN COUNTRIES

COUNTRY OF ORIGIN AND KIND OF CARGO	REGISTRY OF VESSEL	ATLANTIC	GREAT LAKES	PACIFIC	TOTAL
FRENCH GUIANA ALUMINUM ORE AND CONC	NETH	16,912			16,912
	NORW	16,184			16,184
	LIBER	15,892			15,892
		48,988			48,988
PERU MEAT AND MEAT PREP NES FISH FRESH OR FROZEN FISH SALTED OR CURED FISH CANNED NUTS NES BEANS AND PEAS DRIED COFFEE SPICES LEAD ORE AND CONC ZINC ORE AND CONC MET ORES AND CONC NES NON-FERROUS METALS NES MACHINERY HOUSEHOLD GOODS NES GENERAL CARGO	U S A			20	20
	LIBER			26	26
	U S A			7	7
	LIBER			32	32
	U S A			93	93
	U S A			19	19
	LIBER			69	69
	U S A			35	35
	OTHER			31	31
	LIBER			22	22
	U S A			103	103
	OTHER			24	24
	U S A			1	1
	LIBER			4,665	4,665
	PANAM			2,855	2,855
	U S A			3,532	3,532
	LIBER			20,542	20,542
	PANAM			396	396
	U S A			7,763	7,763
	LIBER			6,776	6,776
U S A			4,019	4,019	
U S A			5	5	
LIBER			1	1	
LIBER			2	2	
NORW	702			702	
LIBER	341			341	
U S A			13	13	
OTHER	82			82	
		1,125		51,051	52,176
SURINAM ALUMINUM ORE AND CONC SAWMILL PRODUCTS NES VENEER AND PLYWOOD GENERAL CARGO	U K	24,089			24,089
	ITALY	49,428			49,428
	NETH	30,998			30,998
	NORW	156,170			156,170
	LIBER	116,108			116,108
	NORW	4			4
	NETH	47			47
	GER	36			36
	NETH	816			816
	NORW	101			101
SWEDN	198			198	
		377,995			377,995
URUGUAY MEAT FRESH OR FROZEN MEAT AND MEAT PREP NES FRUIT PREPARATIONS NES COFFEE WOOL AND ANIMAL HAIR WASTE AND SCRAP NES TEXTILE FAB MATRLS NES HOUSEHOLD GOODS NES GENERAL CARGO	U S A	23		2	25
	U S A	178	108	29	315
	U S A	1			1
	U S A		17		17
	GER	23			23
	U S A	114	109		223
	U S A	4			4
	U S A	7			7
	U S A		1		1
	GER	85			85
	SWEDN	14			14
U S A	201		1	202	
	650	236	31	917	
VENEZUELA SUGAR COCOA AND CHOCOLATE CRUDE PETROLEUM	GER	205	2,381		2,586
	OTHER	100			100
	GER	6			6
	NETH	117			117
	U K	175,659			175,659
	GER	40,308			40,308
	GREEK	62,351			62,351
	ITALY	59,236			59,236
	NETH	56,278			56,278
	NORW	812,473			812,473
	SWEDN	57,650			57,650

T A B L E 2. CARGOES UNLOADED AT CANADIAN PORTS FROM FOREIGN COUNTRIES

COUNTRY OF ORIGIN AND KIND OF CARGO	REGISTRY OF VESSEL	ATLANTIC	GREAT LAKES	PACIFIC	TOTAL
GASOLINE FUEL OIL ASPHALT PETROL. COAL PRODS NES HOUSEHOLD GOODS NES GENERAL CARGO	LIBER	527,856	82,539		610,395
	PANAM	2,383,216			2,383,216
	CAN	39,811			39,811
	DENMK	5,637			5,637
	NETH	13,830			13,830
	LIBER	58,099			58,099
	DENMK	15,424			15,424
	GREEK	74,411	29,056		103,467
	NETH	68,825			68,825
	NORW	376,719			376,719
	SWEDN	74,945			74,945
	LIBER	548,822	22,860		571,682
	PANAM	191,475			191,475
	CAN	141,624			141,624
	U S A	9,825			9,825
	OTHER	39,092			39,092
	LIBER	15,044			15,044
LIBER	32,353			32,353	
U S A				17	17
GER	51			51	51
NETH	40			40	40
NORW	24			24	24
		5,881,506	136,836	17	6,018,359
BAHAMAS					
COCOA AND CHOCOLATE	OTHER	3			3
SPICES	OTHER	6			6
SALT	U K	2,414			2,414
	DENMK	3,472			3,472
	GER	1,600			1,600
	CAN	2,307			2,307
NON-MET MIN PRODS NES	OTHER	20			20
GENERAL CARGO	ITALY	1			1
	NORW	6			6
	OTHER	8			8
		9,837			9,837
BERMUDA					
DIST ALCOHOLIC BEV	CAN	89			89
ZINC BAR INGOT PIG	NORW	1			1
HOUSEHOLD GOODS NES	LIBER	1			1
CONTAINERS EMPTY	NETH	2			2
GENERAL CARGO	GER	3			3
	NETH	1			1
	NORW	664	1		665
	LIBER	15			15
	OTHER	8			8
		784	1		785
BRITISH HONDURAS					
FRUIT PREPARATIONS NES	GREEK	438			438
GENERAL CARGO	GER	2,507			2,507
		2,945			2,945
BARBAODS					
CEREALS UNMILLED NES	OTHER	326			326
SUGAR	GER	4,000			4,000
	NETH	6,000			6,000
MOLASSES CRUDE	U K	8,747			8,747
	NETH	48			48
	LIBER	10,099	6,063		16,162
	CAN	15			15
GRAIN FEEDS NES	CAN	2			2
DIST ALCOHOLIC BEV	NORW		55	18	73
	CAN	193			193
LOGS, ROUND TIMBER	NORW			4	4
GENERAL CARGO	GER	15			15
	ITALY	21			21
	NETH	11			11
	NORW	47	29		76
	LIBER	143			143
	OTHER	32			32
		29,699	6,147	22	35,868
JAMAICA					
GRAIN, CEREAL PREP NES	NORW			25	25
FRUIT FRESH, FROZEN NES	GREEK	57			57
	CAN	14			14
FRUIT PREPARATIONS NES	GREEK	103			103

T A B L E 2. CARGOES UNLOADED AT CANADIAN PORTS FROM FOREIGN COUNTRIES

COUNTRY OF ORIGIN AND KIND OF CARGO	REGISTRY OF VESSEL	ATLANTIC	GREAT LAKES	PACIFIC	TOTAL	
VEG, FRESH, FROZEN NES SUGAR	CAN	19			19	
	OTHER		650		650	
	U K	45,201	31,998		77,199	
	NORW	26,458			26,458	
	LIBER	8,400			8,400	
	U K		10,746		10,746	
	COFFEE	ITALY	7			7
		OTHER	4			4
	SPICES	U K	4			4
		ITALY	5			5
	FOOD PREPARATIONS NES DIST ALCOHOLIC BEV	GER	35			35
		ITALY	36			36
	CAN	7			7	
	OTHER			6	6	
ALUMINUM ORE AND CONC	U K	90,691		181,795	272,486	
	ITALY	10,484			10,484	
	NORW	57,802		165,529	223,331	
LIMESTONE	GER		26		26	
SALT	CAN	700			700	
HOUSEHOLD GOODS NES GENERAL CARGO	OTHER	1			1	
	GER	181	36		217	
	GREEK	5,116			5,116	
	ITALY	251			251	
	NORW	781			781	
	LIBER	327			327	
	CAN	60			60	
	OTHER	416	238		654	
		247,160	43,694	347,355	638,209	
LEEWARD AND WINDWARD IS SUGAR	GREEK	5,600			5,600	
MOLASSES CRUDE	CAN	1			1	
SPICES	NORW	3	9	2	14	
	LIBER	1			1	
GENERAL CARGO	GER	2			2	
	ITALY	25			25	
	NORW	347	1		348	
	LIBER	32			32	
	OTHER	123			123	
		6,134	10	2	6,146	
TRINIDAD AND TOBAGO FRUIT PREPARATIONS NES	NORW			26	26	
	LIBER	11			11	
	OTHER			26	26	
VEGETABLE PREPS NES SUGAR	NORW			16	16	
	U K	10,477	10,072		20,549	
	NORW	10,134			10,134	
	PANAM	5,599			5,599	
MOLASSES CRUDE	U K	31,792	7,398		39,190	
COFFEE	NORW			122	122	
SPICES	NORW	1		15	16	
	LIBER	1			1	
DIST ALCOHOLIC BEV	GER	11			11	
	NORW			43	43	
	CAN	44			44	
CRUDE VEG MATERIAL NES	NORW			3	3	
ALUMINUM ORE AND CONC	U K	29,845			29,845	
	GER	42,941	11,984		54,925	
	ITALY	60,078			60,078	
	NETH	20,005			20,005	
	NORW	649,134	15,848		664,982	
	SWEDN	6,199			6,199	
	LIBER	233,908			233,908	
	OTHER	45,767			45,767	
CHEMICAL PRODUCTS NES FUEL OIL	NORW		47		47	
	NORW	16,401	9,908		26,309	
	PANAM	8,360			8,360	
LUBRICATING OIL, GREASE HOUSEHOLD GOODS NES GENERAL CARGO	NORW	14,125	12,752		26,877	
	NORW			16	16	
	GER	168			168	
	ITALY	132			132	
	NETH	1			1	
	NORW	677	1	17	695	
	LIBER	216			216	
	OTHER	333			333	
		1,186,360	68,010	284	1,254,654	

T A B L E 2. CARGOES UNLOADED AT CANADIAN PORTS FROM FOREIGN COUNTRIES

COUNTRY OF ORIGIN AND KIND OF CARGO	REGISTRY OF VESSEL	ATLANTIC	GREAT LAKES	PACIFIC	TOTAL
COSTA-RICA COFFEE	SWEON			320	320
	LIBER			93	93
	U S A			151	151
	OTHER			10	10
	OTHER			26	26
TEXTILE FIBRES NES GENERAL CARGO	SWEON			1	1
				601	601
CURA LOBSTER FISH, MARINE ANIMAL NES FRUIT FRESH, FROZEN NES SUGAR SUGAR PREPARATIONS TOBACCO SEEDS FOR SOWING NES TEXTILE FAB MATRLS NES GENERAL CARGO	NETH	70			70
	OTHER	74			74
	NETH	513			513
	OTHER	1,280			1,280
	U K			263	263
	OTHER	75			75
	OTHER	100			100
	GREEK	1			1
	U K	6,709			6,709
	OTHER	6,486			6,486
			15,308		263
DOMINICAN REPUBLIC SUGAR MOLASSES CRUOE MOLASSES AND SYRUP NES COFFEE GENERAL CARGO	GREEK		4,900		4,900
	NORW			3,528	3,528
	OTHER		2,543		2,543
	LIBER	9,755			9,755
	LIBER	1,485			1,485
	NORW			147	147
	NORW	60			60
	LIBER	28			28
		11,328	7,443	3,675	22,446
EL SALVAOR NUTS NES COFFEE TEXTILE FIBRES NES TEXTILE FAB MATRLS NES	OTHER			5	5
	GER			325	325
	SWEON			299	299
	U S A			298	298
	OTHER			746	746
	GER			212	212
	ITALY			36	36
	SWEON			168	168
	U S A			64	64
	OTHER			703	703
	OTHER			106	106
			2,962	2,962	
GUATEMALA COFFEE TEXTILE FIBRES NES NICKEL ORE AND CONC GENERAL CARGO	GER			130	130
	SWEON			19	19
	OTHER			19	19
	GREEK	32			32
	SWEON			15	15
	GER		607		607
GER	127			127	
		159	607	183	949
HAITI SUGAR DIST ALCOHOLIC BEV SALT GENERAL CARGO	OENMK	6,800			6,800
	CAN	11			11
	CAN	560			560
	NORW	248			248
		7,619			7,619
HONOURAS GENERAL CARGO	LIBER	570			570
		570			570
MEXICO FRUIT PREPARATIONS NES PEANUTS SUGAR COFFEE FOOD PREPARATIONS NES DIST ALCOHOLIC BEV	NORW	148			148
	OTHER	157			157
	GER		51		51
	NORW	25			25
	SWEON	50			50
	OTHER	170			170
	OTHER	5,124			5,124
	GER			101	101
	OTHER			606	606
	OTHER			1	1
	NORW	3			3

T A B L E 2. CARGOES UNLOADED AT CANADIAN PORTS FROM FOREIGN COUNTRIES

COUNTRY OF ORIGIN AND KIND OF CARGO	REGISTRY OF VESSEL	ATLANTIC	GREAT LAKES	PACIFIC	TOTAL
WOOL AND ANIMAL HAIR TEXTILE FIBRES NES FLUORSPAR GYPSUM SALT SULPHUR LUMBER AND TIMBER TEXTILE FAB MATRLS NES CHEMICALS NES AUTOS AND CHASSIS HOUSEHOLD GOODS NES MISC PRODUCTS NES GENERAL CARGO	OTHER	1		14	15
	OTHER			22	22
	GER	232			232
	OTHER	10		161	171
	U K	3,524	14,367		17,891
	GER		2,418		2,418
	NORW	30,944	29,800		60,744
	SWEON	2,195			2,195
	OTHER	3,774			3,774
	PANAM			64,100	64,100
	U K			108,104	108,104
	NORW	41,719			41,719
	OTHER	15,326			15,326
	OTHER			12	12
	U K		248		248
	GER		8		8
	U K			39,600	39,600
	SWEON	41			41
	OTHER	97		80	177
U S A			2	2	
GER		91		91	
OTHER			5	5	
OTHER			4	4	
GER	140			140	
NORW	2,841			2,841	
SWEON	2			2	
LIBER	411			411	
U S A			2	2	
OTHER	229		33	264	
		107,163	47,016	212,816	366,995
NETHERLANDS ANTILLES CRUDE PETROLEUM GASOLINE FUEL OIL ASPHALT TAR PITCH AND CREOSOTE GENERAL CARGO	NORW	161,370			161,370
	LIBER	32,826			32,826
	U K	734			734
	GER	13,190			13,190
	GREEK	23,712			23,712
	NETH	30,046			30,046
	NORW	33,953			33,953
	SWEON	8,873			8,873
	LIBER	5,488			5,488
	PANAM	14,199			14,199
	OTHER	7,951			7,951
	U K	222,360			222,360
	DENMK	31,548			31,548
	GER	104,721			104,721
	GREEK	76,659	39,776		116,435
	NETH	97,503			97,503
	NORW	924,270			924,270
	SWEON	151,772			151,772
	LIBER	294,856	66,028		360,884
	PANAM	347,144	12,307		359,451
	CAN	6,131			6,131
OTHER	79,428			79,428	
U K	5,160			5,160	
LIBER	6,405			6,405	
U K	1,460			1,460	
OTHER	86			86	
		2,681,845	118,111		2,799,956
NICARAGUA COFFEE TEXTILE FIBRES NES AUTOS AND CHASSIS	SWEON			61	61
	U S A			37	37
	OTHER			153	153
	SWEON			12	12
	U S A			12	12
	OTHER			169	169
SWEON			2	2	
			446	446	
PANAMA FRUIT PREPARATIONS NES COFFEE DIST ALCOHOLIC BEV TEXTILE FIBRES NES GASOLINE	DENMK			22	22
	OTHER			154	154
	U K			20	20
	DENMK			18	18
	NETH			1	1
	OTHER			1	1
	OTHER			64	64
GER	3,332			3,332	

T A B L E 2. CARGOES UNLOADED AT CANADIAN PORTS FROM FOREIGN COUNTRIES

COUNTRY OF ORIGIN AND KIND OF CARGO	REGISTRY OF VESSEL	ATLANTIC	GREAT LAKES	PACIFIC	TOTAL	
FUEL OIL	SWEON	4,221			4,221	
	OTHER	2,598			2,598	
	GER	16,061			16,061	
	NORW	49,486	12,000		61,486	
	SWEON	5,846			5,846	
	LIBER	7,230			7,230	
	OTHER	7,000			7,000	
GENERAL CARGO	U K			4	4	
	NETH			4	4	
	NORW	2			2	
		95,776	12,000	288	108,064	
PUERTO RICO NUTS NES MOLASSES CRUDE DIST ALCOHOLIC BEV	NORW			8	8	
	GREEK	7,496	3,546		11,042	
	GER	116			116	
	NORW	5			5	
	CAN	611			611	
	GER	19,542			19,542	
	NORW	46,858			46,858	
	GER	279			279	
	NORW	594			594	
	LIBER	43			43	
OTHER	33			33		
	75,577	3,546	8	79,131		
U S VIRGIN ISLANDS FRUIT PREPARATIONS NES SUGAR PREPARATIONS DIST ALCOHOLIC BEV	DENMK			1	1	
	DENMK			1	1	
	DENMK			58	58	
	NORW			4	4	
	DENMK			2	2	
METAL FAB PROOS NES			66	66		
ST PIERRE AND MIQUELON FISH SALTED OR CURED FISH, MARINE ANIMAL NES RAW HIDES AND SKINS IRON AND STEEL SCRAP FISH, MARINE ANIMAL OIL AUTOS AND CHASSIS CONTAINERS EMPTY	GER	101			101	
	CAN	1			1	
	OTHER	3			3	
	CAN	243			243	
	OTHER	6			6	
	OTHER	1			1	
	CAN	5			5	
	OTHER	214			214	
	GENERAL CARGO	OTHER	127	1		128
		701		1		702
U S ALASKA FISH FRESH OR FROZEN FISH CANNED LOGS, ROUND TIMBER IRON ORE AND CONC LEAD ORE AND CONC ZINC ORE AND CONC IRON AND STEEL SCRAP NON-FERROUS MET SCRAP ASBESTOS UNMILLED WOOD PULP CHEMICALS NES CHEMICAL PRODUCTS NES STRUCTURAL SHAPES IRON STEEL PIPES NES IRON AND STEEL NES NON-MET MIN PROOS NES MACHINERY AUTOS AND CHASSIS MISC VEH AND PARTS NES MISC EQUIPMENT NES GENERAL CARGO	U S A			2,754	2,754	
	U S A			593	593	
	CAN			2,775	2,775	
	CAN			66	66	
	CAN			16,594	16,594	
	U S A			546	546	
	CAN			12,282	12,282	
	U S A			266	266	
	CAN			30	30	
	U S A			60	60	
	CAN			15	15	
	CAN			50,411	50,411	
	U S A			2,385	2,385	
	U S A			149,050	149,050	
	U S A			3	3	
	U S A			34	34	
	CAN			83	83	
	U S A			25	25	
	CAN			1,200	1,200	
	U S A			50	50	
	CAN			1,748	1,748	
	CAN			25	25	
	U S A			44	44	
	U S A			2	2	
	U S A			19	19	
	U S A			9	9	
	CAN			699	699	
U S A			24	24		
			241,792	241,792		

T A B L E 2. CARGOES UNLOADED AT CANADIAN PORTS FROM FOREIGN COUNTRIES

COUNTRY OF ORIGIN AND KIND OF CARGO	REGISTRY OF VESSEL	ATLANTIC	GREAT LAKES	PACIFIC	TOTAL
U S HAWAII					
FRUIT FRESH, FROZEN NES	U K			12	12
	GER			100	100
FRUIT PREPARATIONS NES	U K			127	127
	GER			1,198	1,198
	JAPAN	1,000	1,451		2,451
	U S A			1,714	1,714
VEGETABLE PREPS NES	U S A			1	1
COFFEE	U S A			15	15
FOOD PREPARATIONS NES	JAPAN	126	652		778
TEXTILE FAB MATRLS NES	GER			1	1
GENERAL CARGO	U K			155	155
	GER			5	5
	JAPAN	2,167	1,639		3,806
	U S A			6	6
		3,293	3,742	3,334	10,369
U S PACIFIC PORTS					
MEAT FRESH OR FROZEN	U S A			5	5
MEAT AND MEAT PREP NES	U S A			34	34
FISH CANNED	U S A			45	45
DAIRY PRODUCE EGGS NES	U S A			4	4
CEREALS MILLED NES	U S A			13	13
GRAIN, CEREAL PREP NES	U S A			14	14
BANANAS	U S A			531	531
FRUIT FRESH, FROZEN NES	U S A			1,253	1,253
FRUITS DRIED PRESERVED	JAPAN	145			145
FRUIT PREPARATIONS NES	JAPAN	1,302	112		1,414
	U S A			28	28
NUTS NES	U S A			27	27
POTATOES	U S A			220	220
VEG, FRESH, FROZEN NES	U S A			2,119	2,119
VEGETABLE PREPS NES	U S A			38	38
COFFEE	U S A			415	415
FOOD PREPARATIONS NES	U K			48	48
	NETH			62	62
	JAPAN	219	308		527
	U S A			207	207
HAY FDRAGE STRAW NES	U S A			22	22
WINES	NETH			3	3
DIST ALCOHOLIC BEV	U K			1	1
	U S A			13	13
CRUDE ANIMAL PRODUCTS	CAN			1,158	1,158
LOGS, ROUND TIMBER	CAN			21,115	21,115
	U S A			104,162	104,162
PULPWOOD	U S A			20,851	20,851
TEXTILE FIBRES NES	U S A			35	35
LEAD ORE AND CONC	LIBER			1,000	1,000
ZINC ORE AND CONC	LIBER			1,250	1,250
MET ORES AND CONC NES	NORW			20	20
	SWEDN			25	25
	U S A			2	2
NON-FERROUS MET SCRAP	U S A			140	140
SLAG DRDSS BY-PRODUCTS	CAN			14,995	14,995
CLAY MATERIALS NES	U S A			47	47
SAND AND GRAVEL	CAN			320,975	320,975
	U S A			4	4
CRUSHED STONE	U S A			40	40
GYPSSUM	PANAM			6,500	6,500
	CAN			12,097	12,097
SALT	CAN			29,933	29,933
NON-MET MIN CRUDE NES	SWEDN			62	62
	CAN			1,000	1,000
	U S A			23	23
WASTE AND SCRAP NES	CAN			3,000	3,000
	U S A			719	719
RUBBER FAB MATERIALS	U S A			2	2
LUMBER AND TIMBER	CAN			23,936	23,936
	U S A			11,949	11,949
SAWMILL PRODUCTS NES	U S A			36	36
VENEER AND PLYWOOD	U S A			54	54
WOOD FAB MATERIALS NES	U S A			115	115
WOOD PULP	U S A			9,053	9,053
NEWSPRINT PAPER	NORW			10	10
	SWEDN			278	278
	CAN			847	847
	U S A			553	553
PAPER NES	U S A			1,055	1,055
PAPERBOARD	U S A			8	8
TEXTILE FAB MATRLS NES	U S A			219	219

TABLE 2. CARGOES UNLOADED AT CANADIAN PORTS FROM FOREIGN COUNTRIES

COUNTRY OF ORIGIN AND KIND OF CARGO	REGISTRY OF VESSEL	ATLANTIC	GREAT LAKES	PACIFIC	TOTAL
OILS FATS WAXES NES CHEMICALS NES	U S A			15	15
	U K			3	3
	DENMK			1,424	1,424
	NORW			17,489	17,489
	SWEON			156	156
	JAPAN	60			60
	CAN			74,284	74,284
	U S A			20,813	20,813
	CAN			993	993
	U S A			243	243
GASOLINE FUEL OIL	CAN			756	756
	NORW			99,298	99,298
	LIBER	17,697		26,452	44,149
LUBRICATING OIL, GREASE	CAN			28,759	28,759
	U S A			366,084	366,084
TAR PITCH AND CREOSOTE	CAN			3,967	3,967
	U S A			700	700
PETROL. COAL PRODS NES	JAPAN			798	798
	U S A			10	10
IRON STEEL INGOT SLAB	U S A			1,576	1,576
	U S A			10	10
STEEL PLATE AND SHEET	U K		6,734		6,734
	NORW			411	411
STRUCTURAL SHAPES	U S A			311	311
	U S A			442	442
IRON AND STEEL NES	U S A			2	2
	U S A			11	11
ALUMINUM BAR INGOT	U S A			13	13
	U S A			35	35
ALUMINUM NES	U S A			277	277
	SWEON			22	22
LEAD BAR INGOT PIG	U S A			4	4
	CAN			96	96
ZINC BAR INGOT PIG	U S A			87	87
	U S A			3	3
NON-FERROUS METALS NES	CAN			18	18
	U S A			1	1
METAL FAB PRODS NES	CAN			1,200	1,200
	U S A			184	184
PLATE AND SHEET GLASS	U S A			8	8
	U S A			643	643
CEMENT	NORW			179	179
	JAPAN	9			9
CONCRETE PRODUCTS NES	CAN			608	608
	U S A			526	526
LIME	SWEON			253	253
	U S A			43	43
NON-MET MIN PRODS NES	U S A			93	93
	U S A			135	135
MISC FAB MATERIALS NES	U S A			114	114
	U S A			77	77
MACHINERY	NORW			132	132
	SWEON			94	94
CONTAINERS EMPTY	CAN			2,411	2,411
	U S A			333	333
CONTAINERS NES	U S A			27	27
	CAN			94	94
MISC PRODUCTS NES	U S A			484	484
	U K			252	252
GENERAL CARGO	NORW	255		2,948	3,203
	JAPAN	2,782	774		3,556
	U S A			1,195	1,195
		22,469	7,928	1,249,966	1,280,363
U S GREAT LAKES PORTS	U S A		286		286
	U S A		6		6
MILK POWDER	U K	4,627			4,627
	ITALY	2,449			2,449
DAIRY PRODUCE EGGS NES	CAN	96,123			96,123
	U K	224,554	10,290		234,844
BARLEY	ITALY	7,409			7,409
	NORW	2,537			2,537
CORN	CAN	733,012	245,221		978,233
	U S A	502,951	2,240		505,191
RYE	OTHER	206,494			206,494
	CAN	6,109			6,109
WHEAT	U K	40,009			40,009
	CAN	331,381			331,381

T A B L E 2. CARGOES UNLOADED AT CANADIAN PORTS FROM FOREIGN COUNTRIES

COUNTRY OF ORIGIN AND KIND OF CARGO	REGISTRY OF VESSEL	ATLANTIC	GREAT LAKES	PACIFIC	TOTAL
	U S A	109,307	13,110		122,417
	OTHER	47,947			47,947
WHEAT FLOUR	GER	2,912			2,912
	CAN	25,375			25,375
BEANS AND PEAS DRIED	CAN	4,755			4,755
	OTHER	8,531			8,531
SOYABEAN DIL CAKE MEAL	CAN	9,069	597		9,666
SOYABEANS	U K	91,741	20,086		111,827
	NORW	7,840			7,840
	CAN	191,563	104,238		295,801
	U S A	119,628			119,628
	OTHER	179,907	400,646		580,553
RUBBER AND GUMS NAT	CAN		100		100
LOGS, ROUND TIMBER	CAN		150		150
IRON ORE AND CONC	U K		277,842		277,842
	CAN		3,893,916		3,893,916
	U S A		530,487		530,487
	OTHER		605,286		605,286
IRON AND STEEL SCRAP	GREEK	60			60
	CAN		67,177		67,177
	U S A		12,569		12,569
NON-FERROUS MET SCRAP	CAN		5,753		5,753
COAL ANTHRACITE	CAN		25,758		25,758
	U S A		4,214		4,214
COAL BITUMINOUS	U K		437,880		437,880
	PANAM		10,823		10,823
	CAN	415,124	7,559,806		7,974,930
	U S A		1,280,443		1,280,443
	OTHER		3,785,193		3,785,193
CHINA CLAY	CAN	6,017			6,017
DOLOMITE	U S A		24,845		24,845
CLAY MATERIALS NES	U K	484			484
	CAN	92,800	23,932		116,732
	U S A		7,763		7,763
SAND AND GRAVEL	CAN		95,982		95,982
	U S A		516,213		516,213
	OTHER		40,274		40,274
LIMESTONE	U K		2,000		2,000
	CAN		82,835		82,835
	U S A		614,769		614,769
	OTHER		151,627		151,627
CRUSHED STONE	CAN		19,349		19,349
	U S A		2,250		2,250
	OTHER		6,022		6,022
STONE CRUDE NES	CAN		1,561		1,561
	U S A		5,385		5,385
SALT	U K	10,000	10,500		20,500
	CAN	5,700	26,982		32,682
	OTHER	76,755	11,600		88,355
RUBBER FAB MATERIALS	CAN		79		79
LUMBER AND TIMBER	CAN		152		152
WOOD PULP	U K	500			500
NEWSPRINT PAPER	CAN	1,328	10		1,338
PAPER NES	U K	260			260
PAPER PAPERBOARD NES	CAN		3		3
VEG OILS FATS NES	U S A		3,900		3,900
GLYCOL	NORW		680		680
CHEMICALS NES	U K	168			168
	CAN	20,865	102,684		123,549
	U S A	1,300	20,763		22,063
GASOLINE	CAN		2,269		2,269
FUEL OIL	CAN		37,338		37,338
	U S A		9,554		9,554
LUBRICATING OIL, GREASE	U S A		5,450		5,450
COKE	CAN	235,712	7,649		243,361
	U S A		6,847		6,847
TAR PITCH AND CREOSOTE	CAN	25,400			25,400
	U S A		2,400		2,400
FERRO-ALLOYS	CAN		6,500		6,500
STEEL BAR AND ROD	CAN	4,012			4,012
STEEL PLATE AND SHEET	CAN		234		234
STRUCTURAL SHAPES	CAN	3,521			3,521
	U S A		3,110		3,110
IRON STEEL PIPES NES	U S A		64		64
IRON AND STEEL NES	CAN		17		17
METAL FAB PRODS NES	CAN		53		53
	U S A		15		15
MACHINERY	GER	130			130
	CAN	2,267	188		2,455

T A B L E 2. CARGOES UNLOADED AT CANADIAN PORTS FROM FOREIGN COUNTRIES

COUNTRY OF ORIGIN AND KIND OF CARGO	REGISTRY OF VESSEL	ATLANTIC	GREAT LAKES	PACIFIC	TOTAL
RAILWAY ROLLING STOCK	CAN		184		184
TRUCKS AND CHASSIS	CAN	797			797
MOTOR VEH PARTS NES	CAN		276		276
MISC VEH AND PARTS NES	U S A		5		5
MISC EQUIPMENT NES	CAN	42	16		58
HOUSEHOLD GOODS NES	CAN		15		15
CONTAINERS EMPTY	U K	372			372
	CAN		1		1
	U S A		1		1
GENERAL CARGO	GER	91			91
	NORW	424			424
	CAN	13,186	669		13,855
		3,873,545	21,149,132		25,022,677
U S ATLANTIC & GULF PORTS					
CATTLE	CAN	2			2
MEAT FRESH DR FROZEN	DENMK	2			2
	GER	105			105
	NORW	86			86
	CAN	145			145
MEAT CURED	GER	284			284
	NORW	823			823
	CAN	1,631			1,631
MEAT AND MEAT PREP NES	NORW	267			267
	CAN	473			473
FISH FRESH DR FROZEN	CAN	1,547			1,547
	U S A	116			116
FISH SALTED OR CURED	CAN	2			2
FISH CANNED	U S A	2,178			2,178
	OTHER	59			59
LOBSTER	CAN	3			3
CEREALS UNMILLED NES	U K			2,818	2,818
	CAN	3			3
GRAIN, CEREAL PREP NES	DENMK	2			2
APPLES	NORW	15			15
	CAN	30			30
FRUIT FRESH, FROZEN NES	GER	20			20
	CAN	316			316
FRUIT PREPARATIONS NES	U K			693	693
	DENMK	4			4
	NORW	700			700
	SWEON	45			45
	CAN	946			946
	OTHER	1,101			1,101
VEG, FRESH, FROZEN NES	GER	5			5
	CAN	193			193
COCOA AND CHOCOLATE	OTHER	19			19
COFFEE	U K	3			3
	DENMK	6			6
SPICES	U K	4			4
MARG SHORTENING LARD	DENMK	2			2
	CAN	4			4
FOOD PREPARATIONS NES	U K	5			5
	DENMK	5			5
	GER	1			1
	NETH			69	69
	NORW	3		4	7
SOYABEAN OIL CAKE MEAL	CAN	30			30
WINES	DENMK	2			2
TOBACCO	GER	5			5
RAW HIDES AND SKINS	CAN	3			3
CRUDE VEG MATERIAL NES	CAN	39			39
LOGS, ROUND TIMBER	GER	2,132			2,132
ALUMINUM DRE AND CONC	PANAM	98,806			98,806
	OTHER	60,486			60,486
IRON AND STEEL SCRAP	U S A	240			240
COAL ANTHRACITE	U K	34,681			34,681
	GER	1,540			1,540
	NORW	15,142			15,142
	LIBER	150,971			150,971
COAL BITUMINOUS	U K	667	8,519		9,186
	DENMK	3,931			3,931
	NETH	1,019			1,019
	NORW	35,563			35,563
	CAN		15,784		15,784
	OTHER	37,461	17,919		55,380
CRUDE PETROLEUM	LIBER	15,251			15,251
CHINA CLAY	U K	1,586			1,586
CLAY MATERIALS NES	GER	20			20

T A B L E 2. CARGOES UNLOADED AT CANADIAN PORTS FROM FOREIGN COUNTRIES

COUNTRY OF ORIGIN AND KIND OF CARGO	REGISTRY OF VESSEL	ATLANTIC	GREAT LAKES	PACIFIC	TOTAL
	SWEDN	10			10
	OTHER	18			18
FLUORSPAR	SWEON	2,121			2,121
PHOSPHATE ROCK	U K	57,011			57,011
	NORW	199,274			199,274
	OTHER	19,067			19,067
SULPHUR	U K	20,664			20,664
	NORW	40,257			40,257
	SWEDN	15,318			15,318
	LIBER	3,500			3,500
NON-MET MIN CRUDE NES	U K	90			90
	NETH			1	1
WASTE AND SCRAP NES	U K	12			12
	NORW	17			17
RUBBER FAB MATERIALS	CAN	15			15
LUMBER AND TIMBER	NORW	64			64
	LIBER			5,221	5,221
	CAN	10			10
VENEER AND PLYWOOD	U K	50			50
NEWSPRINT PAPER	NORW	2,053			2,053
	LIBER	3			3
PAPER NES	U K	77			77
	NORW	89			89
	CAN	92			92
PAPERBOARD	U K	3			3
	NORW	743			743
	CAN	1			1
PAPER PAPERBOARD NES	U K	4			4
	GER	2			2
TEXTILE FAB MATRLS NES	U K	7			7
	DENMK	6			6
	SWEDN	28			28
	CAN	159			159
SOYABEAN OIL	CAN	895			895
OILS FATS WAXES NES	NETH			2	2
	CAN	2			2
GLYCOL	NORW	9,708			9,708
CHEMICALS NES	U K	10,458			10,458
	NETH			25	25
	NORW	50,413			50,413
	SWEDN	11,870			11,870
	LIBER	37,693			37,693
	CAN	3,363		93	3,456
	U S A	1,155	3,300		4,455
FERTILIZER	U K	6,003			6,003
	GER	6,794			6,794
	GREEK	7,952			7,952
	NORW	24,642	3,083		27,725
	LIBER	22,446			22,446
	CAN	6,847			6,847
CHEMICAL PRODUCTS NES	NETH			38	38
	NORW			5	5
	OTHER	67			67
FUEL OIL	NORW	54,164			54,164
	LIBER	21,714			21,714
	CAN			4,215	4,215
	U S A		2,781	3,607	6,388
	OTHER	2,150			2,150
LUBRICATING OIL, GREASE	NETH			81	81
	NORW			12	12
	LIBER	2,022			2,022
	CAN	3,617			3,617
	U S A		31,027		31,027
	OTHER	32,912			32,912
COKE	U K	1,334			1,334
	NORW	7,504			7,504
	PANAM	14,362			14,362
	OTHER	8,947			8,947
STEEL PLATE AND SHEET	NETH			30	30
	CAN	102			102
STRUCTURAL SHAPES	CAN	105			105
IRON AND STEEL NES	NETH			20	20
METAL FAB PRODS NES	NETH			179	179
	NORW	1			1
	CAN	73		31	73
PLATE AND SHEET GLASS	CAN	16			16
CEMENT	NORW	128			128
	CAN	37			37
CONCRETE PRODUCTS NES	NORW	21			21

T A B L E 2. CARGOES UNLOADED AT CANADIAN PORTS FROM FOREIGN COUNTRIES

COUNTRY OF ORIGIN AND KIND OF CARGO	REGISTRY OF VESSEL	ATLANTIC	GREAT LAKES	PACIFIC	TOTAL	
NON-MET MIN PRODS NES	U K	61			61	
	GER	20			20	
	OTHER	272			272	
MISC FAB MATERIALS NES MACHINERY	DENMK	14			14	
	U K	1			1	
	NORW	4			4	
AUTOS AND CHASSIS	CAN	668			668	
	U K	2			2	
	NORW	7			7	
TRUCKS AND CHASSIS MOTOR VEHICLES NES	CAN	53			53	
	CAN	18			18	
	CAN	20			20	
MISC VEH AND PARTS NES MISC EQUIPMENT NES	CAN	4			4	
	CAN	1			1	
	DENMK	4			4	
HOUSEHOLD GOODS NES CONTAINERS EMPTY	CAN	106			106	
	U K	3,174			3,174	
	DENMK	88			88	
	GER	10			10	
	NORW	2,874			2,874	
	SWEDN	22			22	
	LIBER	59			59	
	CAN	1,498			1,498	
	U S A	35		222	257	
	GER	25			25	
CONTAINERS NES	NORW	365			365	
	CAN	39			39	
	U K	5			5	
MISC PRODUCTS NES	DENMK	8			8	
	NORW	4			4	
	U K	266			266	
GENERAL CARGO	DENMK	97			97	
	GER		3		3	
	NETH			5	5	
	NORW	2,528			2,528	
	LIBER	256			256	
	CAN	8,412			8,412	
	U S A	1,393			1,393	
	OTHER	163			163	
			1,203,588	82,416	17,371	1,303,375
	GRAND TOTAL		22,210,567	22,439,528	2,928,165	47,578,260

T A B L E 3 CARGOES LOADED AT CANADIAN PORTS FOR FOREIGN COUNTRIES, BY COMMODITY AND GEOGRAPHIC AREA

COMMODITY	ATLANTIC	GREAT LAKES	PACIFIC	TOTAL
CATTLE	5,105		5	5,110
OTHER LIVE ANIMALS	361			361
MEAT FRESH OR FROZEN	1,591	223	1,597	3,411
MEAT CURED	56		133	189
MEAT AND MEAT PREP NES	182	32	1,639	1,853
FISH FRESH OR FROZEN	83,879		9,858	93,737
FISH SALTED OR CURED	15,535		178	15,713
FISH CANNED	2,063		15,313	17,376
LOBSTER	4,605			4,605
FISH, MARINE ANIMAL NES	3,488		2,990	6,478
MILK POWDER	3,766	1,870	57	5,693
DAIRY PRODUCE EGGS NES	28,366		1,590	29,956
BARLEY	141,581	267,596	632,294	1,041,471
CORN	1,552,562	101		1,552,663
OATS	11,524	19,065	149,954	180,543
RYE	37,062	106,661	55,058	198,781
WHEAT	9,185,385	230,249	5,098,148	14,513,782
CEREALS UNMILLED NES	4,475	2,240		6,715
MALT	3,513	17,524	21,594	42,631
WHEAT FLOUR	344,113	73,041	409,225	826,379
CEREALS MILLED NES	59		3,095	3,154
GRAIN, CEREAL PREP NES	453		358	811
APPLES	21,671		14,897	36,568
FRUIT FRESH, FROZEN NES	26,152	3	1,149	27,304
FRUITS DRIED PRESERVED	320		56	376
FRUIT PREPARATIONS NES	2,134	1,009	221	3,364
NUTS NES	23	21	4	48
POTATDES	108,715		50	108,765
VEG, FRESH, FROZEN NES	8,708	2,171	2,757	13,636
BEANS AND PEAS ORIED	1,672	14,098	571	16,341
VEGETABLE PREPS NES	4,594	3,752	548	8,894
SUGAR	1,459			1,459
MOLASSES AND SYRUP NES	221			221
SUGAR PREPARATIONS	47			47
COCOA AND CHOCOLATE		36		36
COFFEE	16	1	270	287
TEA	251		2	253
SPICES	3			3
MARG SHORTENING LARO	5			5
FOOD PREPARATIONS NES	6,240	4,702	11,968	22,910
HAY FORAGE STRAW NES	188			188
HULLS SCREENINGS CHAFF	851	10,686	15,295	26,832
BRAN SHORTS MIDDLINGS	4,180	10	13,282	17,472
GRAIN FEES NES	1,627	3,143	9,144	13,914
SOYABEAN OIL CAKE MEAL	25,534	160,462		185,996
OIL SEEO CAKE MEAL NES	2,096	3,344		5,440
FEES OF ANIMAL ORIGIN	11,361	56	965	12,382
FEES CONCENT, COMPLETE	5,876	61,987	74,882	142,745
ALE BEER STOUT PORTER	7		2,724	2,731
WINES		32		32
OIST ALCOHOLIC BEV	533	17,786	148	18,467
TOBACCO	15,976	4,030	70	20,076
FOODS FEES BEV NES	309		26	335
RAW HIDES AND SKINS	2,552	478	2,121	5,151
CRUDE ANIMAL PRODUCTS	1,910	153	386	2,449
SEEDS FOR SOWING NES	656	818	3,046	4,520
FLAXSEED	125,511	82,469	178,409	386,389
MUSTARD SEEO			16,525	16,525
RAPESEED		1,521	107,315	108,836
SOYABEANS	601,277	486		601,763

T A B L E 3 CARGOES LOADED AT CANADIAN PORTS FOR FOREIGN COUNTRIES, BY COMMODITY AND GEOGRAPHIC AREA

COMMODITY	ATLANTIC	GREAT LAKES	PACIFIC	TOTAL
CRUDE VEG MATERIAL NES	3,192	524	242	3,958
LOGS, ROUND TIMBER	38,552	7,723	214,930	261,205
PULPWOOD	975,045	92,265	1,068,991	2,136,301
CRUDE WOOD MATRLS NES	30		4,008	4,038
WOOD AND ANIMAL HAIR	83	11	19	113
TEXTILE FIBRES NES	432		825	1,257
ALUMINUM ORE AND CONC	279			279
COPPER ORE AND CONC	105,398		182,244	287,642
IRON ORE AND CONC	27,142,244	5,300,875	1,937,857	34,380,976
LEAD ORE AND CONC	145,411		6,068	151,479
MANGANESE ORE AND CONC	17,391			17,391
NICKEL ORE AND CONC	31,975	862	16,697	49,534
ZINC ORE AND CONC	398,043		8,143	406,186
MET ORES AND CONC NES	259,619	115	16,000	275,734
IRON AND STEEL SCRAP	197,332	169,257	3,749	370,338
NON-FERROUS MET SCRAP	40,676		3,954	44,630
SLAG DROSS BY-PRODUCTS	22,658	2,042	12,430	37,130
COAL ANTHRACITE	15,802			15,802
COAL BITUMINOUS	4,987		850,963	855,950
COAL PETRO. PRODS NES			106	106
ASBESTOS UNMILLED	465,749		31,813	497,562
ODOLMITE		1,221,264		1,221,264
CLAY MATERIALS NES	681		73	754
SAND AND GRAVEL	265	422,650	3,200	426,115
LIMESTONE	16,748		363,238	379,986
CRUSHED STONE			6,002	6,002
STONE CRUDE NES		14,570		14,570
BARYTES	162,728			162,728
FLUORSPAR	22,796	7,778		30,574
GYPNUM	4,936,776			4,936,776
PHOSPHATE ROCK	8			8
SALT	91,908	536,563		628,471
SULPHUR	55,475		853,587	909,062
NON-MET MIN CRUDE NES	232,176	52,566	1,359	286,101
HOGGED FUEL			206,270	206,270
WASTE AND SCRAP NES	1,779	548	4,393	6,720
LEATHER	342		13	355
RUBBER FAB MATERIALS	3	111	29	143
LUMBER AND TIMBER	363,815	2,795	3,603,585	3,970,195
RAILWAY TIES	944		2,610	3,554
SAWMILL PRODUCTS NES	18,541	694	6,762	25,997
VENEER AND PLYWOOD	1,035		156,302	157,337
WOOD FAB MATERIALS NES	2,820	88	820	3,728
WOOD PULP	445,610	132,500	750,393	1,328,503
NEWSPRINT PAPER	2,168,314	308,800	803,384	3,280,498
PAPER NES	16,307	38	11,540	27,885
PAPERBOARD	59,934	7,145	27,010	93,689
PAPER PAPERBOARD NES	4,383	259	4,324	8,966
TEXTILE FAB MATRLS NES	3,613	61	363	4,037
ANIMAL OILS AND FATS	34,497	14,540	20,758	69,795
FISH, MARINE ANIMAL OIL	2,925		7,567	10,492
SOYABEAN OIL		14,967		14,967
VEG OILS FATS NES	5,414	2,513	17	7,944
OILS FATS WAXES NES	1,112	984	681	2,777
GLYCOL	15,404	11,590	37	27,031
CHEMICALS NES	44,150	99,910	14,184	158,244
FERTILIZER	121,017	24,200	470,019	615,236
SYNTHETIC RUBBER	10,966	46,774	85	57,825
CHEMICAL PRODUCTS NES	10,473	22,963	18,289	51,725
GASOLINE	63,194		9,200	72,394

T A B L E 3 CARGOES LOADED AT CANADIAN PORTS FOR FOREIGN COUNTRIES, BY COMMODITY AND GEOGRAPHIC AREA

COMMODITY	ATLANTIC	GREAT LAKES	PACIFIC	TOTAL
FUEL OIL	122,348	17,800	19,419	159,567
LUBRICATING OIL, GREASE	173	2,676	447	3,296
COKE	12,847	4,088	5,029	21,964
ASPHALT	44	120	100	264
TAR PITCH AND CREOSOTE	20,323	10,015		30,338
PETROL. COAL PRODS NES	12,029	169	669	12,867
FERRO-ALLOYS	27,041	19,790		46,831
PIG IRON	362,268	154,980		517,248
IRON STEEL INGOT SLAB	108,148	77,605	27	185,780
STEEL BAR AND ROD	721	9,299	168	10,188
STEEL PLATE AND SHEET	21,905	108,725	272	130,902
STRUCTURAL SHAPES	4,327	1,400	3,573	9,300
RAILS, TRACK MATERIAL	140,490	155		140,645
IRON STEEL PIPES NES	3,766	4,520	6,158	14,444
IRON AND STEEL NES	2,511	14,003	598	17,112
ALUMINUM BAR INGOT	181,945		106,086	288,031
ALUMINUM NES	16,655		2,040	18,695
COPPER UNALLOYED	81,785			81,785
COPPER ALLOYED	1,615		26	1,641
COPPER AND ALLOYS NES	5,432	686	1,406	7,524
LEAD BAR INGOT PIG	1,102		57,124	58,226
NICKEL AND ALLOYS	22,508	1,556	823	24,887
ZINC BAR INGOT PIG	28,724	128	84,035	112,887
NON-FERROUS METALS NES	1,179	353	2,086	3,618
METAL FAB PRODS NES	818	214	1,162	2,194
SEWER PIPE, DRAIN TILE		113		113
PLATE AND SHEET GLASS	21	1,491	24	1,536
CEMENT	196	212,005	44,790	256,991
CONCRETE PRODUCTS NES			20	20
LIME	3,184		150	3,334
NON-MET MIN PRODS NES	3,795	12,420	1,794	18,009
MISC FAB MATERIALS NES	717		30	747
MACHINERY	13,126	890	10,182	24,198
RAILWAY ROLLING STOCK	5,502		267	5,769
AUTOS AND CHASSIS	2,022	1,218	434	3,674
TRUCKS AND CHASSIS	679		275	954
MOTOR VEH PARTS NES	8,823	3,027	51	11,901
MOTOR VEHICLES NES	14		127	141
MISC VEH AND PARTS NES	810	20	193	1,023
RUBBER TIRES AND TUBES	44	446	8	498
MISC EQUIPMENT NES	5,035	132	971	6,138
HOUSEHOLD GOODS NES	1,757	89	5,345	7,191
FIREARMS, AMMUNITION	1,114		1,819	2,933
CONTAINERS EMPTY	1,111	345	1,984	3,440
CONTAINERS NES	2,398	18	250	2,666
MISC PRODUCTS NES	1,922	1	2,763	4,686
GENERAL CARGO	1,701,268	123,970	58,772	1,884,010
	54,127,292	10,396,868	18,986,547	83,510,707

T A B L E 4. CARGOES UNLOADED AT CANADIAN PORTS FROM FOREIGN COUNTRIES, BY COMMODITY AND GEOGRAPHIC AREA

COMMODITY	ATLANTIC	GREAT LAKES	PACIFIC	TOTAL
CATTLE	63			63
OTHER LIVE ANIMALS	1		4	5
MEAT FRESH OR FROZEN	11,320	413	4,793	16,526
MEAT CURED	2,793		336	3,129
MEAT AND MEAT PREP NES	4,833	331	1,487	6,651
FISH FRESH OR FROZEN	2,022	93	5,399	7,514
FISH SALTED OR CURED	408		48	456
FISH CANNED	2,720	190	2,326	5,236
LOBSTER	73		10	83
FISH, MARINE ANIMAL NES	245		1,183	1,428
MILK POWDER		400		400
DAIRY PRODUCE EGGS NES	750	103	221	1,074
BARLEY	130,309			130,309
CORN	1,676,957	257,751		1,934,708
RYE	6,109			6,109
WHEAT	528,644	13,110		541,754
CEREALS UNMILLED NES	329		10,014	10,343
MALT	18		17	35
WHEAT FLOUR	28,287	25	278	28,590
CEREALS MILLED NES	65	1	116	182
GRAIN, CEREAL PREP NES	1,309	5	368	1,682
APPLES	45		1,448	1,493
BANANAS			531	531
FRUIT FRESH, FROZEN NES	29,976	405	21,553	51,934
FRUITS DRIED PRESERVED	14,930	4,653	6,710	26,293
FRUIT PREPARATIONS NES	16,937	3,357	20,873	41,167
PEANUTS	730	51	3,525	4,306
NUTS NES	5,590	3	4,654	10,247
POTATOES			220	220
VEG, FRESH, FROZEN NES	982	1,598	3,602	6,182
BEANS AND PEAS DRIED	13,286		176	13,462
VEGETABLE PREPS NES	301	3,785	679	4,765
SUGAR	546,378	98,776	83,266	728,420
MOLASSES CRUDE	93,163	38,124		131,287
MOLASSES AND SYRUP NES	2,028		29	2,057
SUGAR PREPARATIONS	2,121	441	721	3,283
COCOA AND CHOCOLATE	9,650	1,416	38	11,104
COFFEE	11,860	1,259	19,638	32,757
TEA	16,530	61	2,397	18,988
SPICES	1,776	13	284	2,073
MARG SHORTENING LARD	6			6
FOOD PREPARATIONS NES	3,072	1,246	9,574	13,892
HAY FORAGE STRAW NES			22	22
GRAIN FEEDS NES	2			2
SOYABEAN OIL CAKE MEAL	9,099	597		9,696
OIL SEED CAKE MEAL NES			32	32
FEEDS OF ANIMAL ORIGIN	91		413	504
FEEDS CONCENT, COMPLETE	99	37	35	171
ALE BEER STOUT PORTER	154	26	353	533
WINES	2,034	31	2,646	4,711
DIST ALCOHOLIC BEV	10,960	1,291	3,061	15,312
TOBACCO	298	3	2	303
FOODS FEEDS BEV NES	2,639	10	9	2,658
RAW HIDES AND SKINS	70		12	82
CRUDE ANIMAL PRODUCTS			1,388	1,388
SEEDS FOR SOWING NES	168	118	123	409
SOYABEANS	590,679	524,970		1,115,649
RUBBER AND GUMS NAT	15,685	8,816	3,989	28,490
CRUDE VEG MATERIAL NES	877	1,960	325	3,162
LOGS, ROUND TIMBER	3,768	150	128,056	131,974

T A B L E 4. CARGOES UNLOADED AT CANADIAN PORTS FROM FOREIGN COUNTRIES, BY COMMODITY AND GEOGRAPHIC AREA

COMMODITY	ATLANTIC	GREAT LAKES	PACIFIC	TOTAL
PULPWOOD	136		20,851	20,987
WOOL AND ANIMAL HAIR	5,150	147	2,267	7,564
TEXTILE FIBRES NES	3,161	8,037	3,635	14,833
ALUMINUM ORE AND CONC	2,019,476	48,127	406,677	2,474,280
COPPER ORE AND CONC	7			7
IRON ORE AND CONC	770,814	5,307,531	83	6,078,428
ILMENITE ORE	299			299
LEAD ORE AND CONC			41,664	41,664
MANGANESE ORE AND CONC	32,838			32,838
NICKEL ORE AND CONC	422	607	3,842	4,871
ZINC ORE AND CONC		11	42,724	42,735
MET ORES AND CONC NES	47,865	16,397	11,141	75,403
IRON AND STEEL SCRAP	605	79,746	93	80,444
NON-FERROUS MET SCRAP		5,753	180	5,933
SLAG DROSS BY-PRODUCTS	1,266		22,090	23,356
COAL ANTHRACITE	207,912	29,972		237,884
COAL BITUMINOUS	493,765	13,116,367		13,610,132
CRUDE PETROLEUM	7,132,823	82,539		7,215,362
COAL PETRO. PRODS NES	6,920			6,920
ASBESTOS UNMILLED	4		53,075	53,079
CHINA CLAY	39,624	13,909	6,029	59,562
DOLOMITE		24,845		24,845
CLAY MATERIALS NES	100,462	32,277	113	132,852
SAND AND GRAVEL	2,358	652,486	320,979	975,823
LIMESTONE		851,257	41	851,298
CRUSHED STONE		27,792	41	27,833
STONE CRUDE NES	446	6,946	177	7,569
BARYTES		1,064	34	1,098
FLUORSPAR	43,062	46,585	6	89,653
GYPSUM			82,697	82,697
PHOSPHATE ROCK	277,097	24,214		301,311
SALT	140,197	49,082	138,037	327,316
SULPHUR	136,784	49		136,833
NON-MET MIN CRUDE NES	5,918	98	1,314	7,330
WASTE AND SCRAP NES	517	127	3,875	4,519
LEATHER	256	47	9	312
RUBBER FAB MATERIALS	733	118	711	1,562
LUMBER AND TIMBER	7,351	1,624	52,208	61,183
SAWMILL PRODUCTS NES	29	52	71	152
VENEER AND PLYWOOD	4,832	312	14,437	19,581
WOOD FAB MATERIALS NES	517		523	1,040
WOOD PULP	606		158,109	158,715
NEWSPRINT PAPER	3,384	10	2,107	5,501
PAPER NES	850	5	1,447	2,302
PAPERBOARD	747		22	769
PAPER PAPERBOARD NES	1,287	9	838	2,134
SACKING MATERIALS	56,524	208	4,719	61,451
TEXTILE FAB MATRLS NES	25,468	2,230	13,709	41,407
ANIMAL OILS AND FATS	5			5
FISH, MARINE ANIMAL OIL	627	115	1	743
SOYABEAN OIL	17,488			17,488
VEG OILS FATS NES	17,778	12,109	159	30,046
OILS FATS WAXES NES	101	1,059	78	1,238
GLYCOL	9,708	680		10,388
CHEMICALS NES	162,614	150,707	159,405	472,726
FERTILIZER	106,695	10,383	2,885	119,963
SYNTHETIC RUBBER	177		168	345
CHEMICAL PRODUCTS NES	2,566	813	2,209	5,588
GASOLINE	270,787	35,270	756	306,813
FUEL OIL	4,287,719	257,738	528,415	5,073,872

T A B L E 4. CARGOES UNLOADED AT CANADIAN PORTS FROM FOREIGN COUNTRIES, BY COMMODITY AND GEOGRAPHIC AREA

COMMODITY	ATLANTIC	GREAT LAKES	PACIFIC	TOTAL
LUBRICATING OIL, GREASE	52,692	49,229	5,409	107,330
COKE	267,859	14,496		282,355
ASPHALT	26,609			26,609
TAR PITCH AND CREOSOTE	26,934	2,400	52,980	82,314
PETROL. COAL PRODS NES	32,394	689	1,610	34,693
FERRO-ALLOYS	11,499	6,745	410	18,654
PIG IRON	8,152	7,146		15,298
IRON STEEL INGOT SLAB	4,895	1,714	1,879	8,488
STEEL BAR AND ROD	82,021	37,753	34,848	154,622
STEEL PLATE AND SHEET	10,702	46,517	65,766	122,985
STRUCTURAL SHAPES	117,357	60,860	37,435	215,652
RAILS, TRACK MATERIAL	108		670	778
IRON STEEL PIPES NES	5,765	5,456	42,535	53,756
IRON AND STEEL NES	12,413	11,458	30,472	54,343
ALUMINUM BAR INGOT	89	18	47	154
ALUMINUM NES	584	16	31	631
COPPER ALLOYED	185	13	12	210
COPPER AND ALLOYS NES	28	668	2	698
LEAD BAR INGOT PIG			13	13
NICKEL AND ALLOYS		4,904	1,001	5,905
ZINC BAR INGOT PIG	42		131	173
NON-FERROUS METALS NES	991	2,461	1,209	4,661
METAL FAB PRODS NES	2,440	845	6,962	10,247
PLATE AND SHEET GLASS	10,646	544	14,170	25,360
CEMENT	7,997	362	1,839	10,198
CONCRETE PRODUCTS NES	21	103	155	279
LIME	34	34	1	69
NON-MET MIN PRODS NES	6,397	4,227	6,247	16,871
MISC FAB MATERIALS NES	2,050	3,336	2,614	8,000
MACHINERY	30,319	10,163	9,776	50,258
RAILWAY ROLLING STOCK		442	28	470
AUTOS AND CHASSIS	45,937	13,288	11,413	70,638
TRUCKS AND CHASSIS	1,133		57	1,190
MOTOR VEH PARTS NES	4,313	401	682	5,396
MOTOR VEHICLES NES	98	174	681	953
MISC VEH AND PARTS NES	138	52	740	930
RUBBER TIRES AND TUBES	1,099	20	3,810	4,929
MISC EQUIPMENT NES	1,295	564	1,788	3,647
HOUSEHOLD GOODS NES	9,347	1,833	8,727	19,907
FIREARMS, AMMUNITION	145		10	155
CONTAINERS EMPTY	9,445	44	3,039	12,528
CONTAINERS NES	1,368	71	504	1,943
MISC PRODUCTS NES	3,437	55	1,816	5,308
GENERAL CARGO	1,159,573	285,354	125,011	1,569,938
	22,210,567	22,439,528	2,928,165	47,578,260

T A B L E 5. VESSELS ARRIVED AT AND DEPARTED FROM CANADIAN PORTS IN INTERNATIONAL SEABORNE SHIPPING

COUNTRY OF REGISTRY	ATLANTIC			GREAT LAKES			PACIFIC			TOTAL			
	NUMBER	REGISTERED NET TONS	CARGO TONS	NUMBER	REGISTERED NET TONS	CARGO TONS	NUMBER	REGISTERED NET TONS	CARGO TONS	NUMBER	REGISTERED NET TONS	CARGO TONS	
UNITED KINGDOM	A	1,638	7,876,587	2,209,186	416	1,539,137	1,007,615	224	1,554,117	432,074	2,278	10,969,841	3,648,875
	O	1,887	8,387,454	1,069,953	486	1,659,873	439,865	480	2,855,129	1,257,980	2,853	12,902,456	12,767,798
BELGIUM AND LUXEMBOURG	A	30	211,374	136,410	3	28,800	1,666				33	240,174	138,076
	D	30	211,374	129,521	3	28,800					33	240,174	129,521
DENMARK	A	344	948,597	302,948	31	54,212	11,935	73	223,941	36,196	448	1,226,750	351,079
	D	343	943,422	694,158	30	51,600	6,135	73	225,083	93,903	446	1,220,105	794,196
FINLAND	A	96	135,733	21,212	15	9,770	708	28	146,203	957	139	291,706	22,877
	D	97	138,105	133,139	15	9,770	2,723	28	146,203	82,734	140	294,078	218,596
FRANCE	A	120	514,724	88,962	35	126,334	34,809	31	157,958	5,907	186	799,016	129,678
	O	120	517,944	513,807	35	126,334	4,076	31	157,958	43,989	186	802,236	561,872
GERMANY FED REPUBLIC	A	1,111	2,797,863	607,798	531	1,020,438	126,733	194	681,710	58,946	1,836	4,500,011	793,477
	D	1,111	2,784,317	1,862,852	530	1,019,233	216,108	189	664,611	255,396	1,830	4,468,161	2,334,356
GREECE	A	318	1,736,523	397,926	32	158,294	103,320	557	2,924,914	28,236	907	4,819,731	529,482
	D	315	1,728,114	2,165,889	31	151,160	68,148	564	2,962,307	2,938,391	910	4,841,581	5,172,428
ICELAND	A	12	16,306								12	16,306	
	O	12	16,306	14,760							12	16,306	14,760
EIRE	A	79	261,451	44,386	18	64,675	1,294				97	326,126	45,680
	D	80	262,197	230,506	18	64,675	38,907				98	326,872	269,413
ITALY	A	150	795,534	285,087	22	72,524	9,503	92	433,854	5,926	264	1,301,912	300,516
	O	156	853,666	642,577	22	72,524	3,778	94	443,419	163,905	272	1,369,609	810,260
NETHERLANDS	A	299	1,176,013	570,567	149	297,465	30,489	92	611,093	19,490	540	2,084,571	620,546
	O	301	1,182,850	587,279	149	297,465	38,701	95	629,759	560,613	545	2,110,074	1,186,593
NORWAY	A	2,010	8,270,115	5,200,143	455	1,309,826	289,413	842	4,144,935	493,163	3,307	13,724,876	5,982,719
	D	2,001	8,243,014	7,784,984	455	1,309,667	341,056	842	4,159,085	3,269,177	3,298	13,711,766	11,395,217
PORTUGAL	A	4	10,850								4	10,850	
	D	5	12,655	17,554							5	12,655	17,554
SPAIN	A	25	100,197	7,101	1	4,193	4,450	3	9,396	776	29	113,786	12,327
	O	25	100,197	156,807	1	4,193		3	9,396	5,119	29	113,786	161,926
SWEDEN	A	407	1,209,208	661,397	214	465,616	34,102	289	1,290,995	60,506	910	2,965,819	756,005
	O	410	1,213,241	944,289	214	465,616	105,538	295	1,323,625	793,501	919	3,002,482	1,843,328
SWITZERLAND	A	72	271,515	56,657	8	27,488	875				80	299,003	57,532
	O	73	277,084	323,985	8	27,488	10,593				81	304,572	334,578
GERMANY DEM REP	A	4	18,668								4	18,668	
	D	4	18,668	40,241	1	5,789					5	24,457	40,241

T A B L E 5. VESSELS ARRIVED AT AND DEPARTED FROM CANADIAN PORTS IN INTERNATIONAL SEABORNE SHIPPING

COUNTRY OF REGISTRY		ATLANTIC			GREAT LAKES			PACIFIC			TOTAL		
		NUMBER	REGISTERED NET TONS	CARGO TONS	NUMBER	REGISTERED NET TONS	CARGO TONS	NUMBER	REGISTERED NET TONS	CARGO TONS	NUMBER	REGISTERED NET TONS	CARGO TONS
POLAND	A	18	142,614	6,049							18	142,614	6,049
	D	18	142,614	3,241							18	142,614	3,241
U.S.S.R.	A	105	529,981	3,777				88	432,579		193	962,560	3,777
	D	99	509,054	1,078,318				93	454,868	901,280	192	963,922	1,979,598
YUGOSLAVIA	A	71	292,993	18,347	26	85,857	14,982	14	48,660	284	111	427,510	33,613
	D	73	300,852	347,847	26	85,857	6,703	14	48,660	24,175	113	435,369	378,725
CYPRUS	A	1	5,024								1	5,024	
	D	1	5,024								1	5,024	
ISRAEL	A	86	255,876	20,976	31	70,086	5,480	2	12,648		119	338,610	26,456
	D	86	255,876	236,799	31	70,086	9,232	3	16,857	15,411	120	342,819	261,442
JORDAN	A	1	17,612	44,270							1	17,612	44,270
	D	1	17,612								1	17,612	
LEBANON	A	41	141,449		1	4,347	3,030	25	112,424		67	258,220	3,030
	D	43	150,109	243,797	1	4,347		26	116,876	72,225	70	271,332	316,022
SOMALIA	A	1	6,489								1	6,489	
	D	1	6,489	17,228							1	6,489	17,228
TURKEY	A	6	35,824								6	35,824	
	D	6	35,824	50,596							6	35,824	50,596
EGYPT	A	20	82,792	7,080	6	27,111	4,643				26	109,903	11,723
	D	20	82,792	27,386	6	27,111	648				26	109,903	28,034
GHANA	A	9	27,802	673	8	26,613	502				17	54,415	1,175
	D	10	30,754	8,599	8	26,613	13,459				18	57,367	22,058
FRENCH AFRICA	A							1	6,283		1	6,283	
	D							1	6,283	16,206	1	6,283	16,206
GUINEA	A							6	36,384		6	36,384	
	D							6	36,384	26,430	6	36,384	26,430
LIBERIA	A	799	5,656,469	4,307,154	47	234,448	213,572	502	2,720,748	81,064	1,348	8,611,665	4,601,790
	D	802	5,680,032	10,585,392	47	234,448	71,776	500	2,726,602	2,329,011	1,349	8,641,082	12,986,179
MOROCCO	A	1	1,802					1	4,464		2	6,266	
	D	1	1,802					1	4,464	1,394	2	6,266	1,394
HONG KONG	A	1	4,693					20	113,157	5,051	21	117,850	5,051
	D	1	4,693	10,282				24	132,661	149,864	25	137,354	160,146
INDIA	A	26	124,003		5	19,922		24	123,863		55	267,788	
	D	29	138,492	36,378	5	19,922	531	31	154,764	72,504	65	313,178	109,413

TABLE 5. VESSELS ARRIVED AT AND DEPARTED FROM CANADIAN PORTS IN INTERNATIONAL SEABORNE SHIPPING

COUNTRY OF REGISTRY	ATLANTIC			GREAT LAKES			PACIFIC			TOTAL		
	NUMBER	REGISTERED NET TONS	CARGO TONS	NUMBER	REGISTERED NET TONS	CARGO TONS	NUMBER	REGISTERED NET TONS	CARGO TONS	NUMBER	REGISTERED NET TONS	CARGO TONS
CHINA COMMUNIST	A			1	5,294		2	11,473		3	16,767	
	D						2	11,473	3,726	2	11,473	3,726
JAPAN	A	133	697,854	48,708	60	323,510	27,774	558	2,657,043	180,999	751	3,678,407
	D	133	697,854	194,286	60	323,510	19,840	557	2,648,024	3,281,252	750	3,669,388
KOREA	A						2	8,740	1,650	2	8,740	1,650
	D						2	8,740		2	8,740	
PHILIPPINES	A						52	252,455	1,919	52	252,455	1,919
	D						53	257,255	89,496	53	257,255	89,496
TAIWAN	A	22	99,975	1,444	3	13,767		29	134,661	4,370	54	248,403
	D	22	99,975	40,307	3	13,767	18,752	29	134,661	118,560	54	248,403
THAILAND	A						2	7,289		2	7,289	
	D						2	7,289	8,202	2	7,289	8,202
FIJI	A						25	18,457		25	18,457	
	D						12	8,855		12	8,855	
NEW ZEALAND	A						4	17,338	113	4	17,338	113
	D						9	38,918	10,594	9	38,918	10,594
BRITISH GUIANA	A	3	2,817	119	2	1,877	1,978	1	6,064		6	10,738
	D	4	3,756	3,353	3	2,816	2,740	1	6,064	12,205	8	12,636
ARGENTINA	A	48	224,621	1,329							48	224,621
	D	48	224,621	46,443							48	224,621
BRAZIL	A	1	12,874	8,882							1	12,874
	D	1	12,874								1	12,874
COLOMBIA	A	13	28,681	1,984				12	25,705	1,893	25	54,386
	D	13	28,681	8,485				12	25,705	10,074	25	54,386
ECUADOR	A							10	21,124	1,049	10	21,124
	D							11	23,230	10,414	11	23,230
URUGUAY	A	10	29,061	116							10	29,061
	D	10	29,061	7,374							10	29,061
VENEZUELA	A	1	992								1	992
	D	2	1,984	2,689							2	1,984
BAHAMAS	A	43	257,497	285,136	95	387,597	593,810	5	25,007		143	670,101
	D	50	273,137	300,557	90	368,302	340,733	7	44,283	38,733	147	685,722
BERMUDA	A	42	232,444	447,694	576	2,891,286	4,426,336				618	3,123,730
	D	55	266,825	403,431	601	3,047,869	1,470,274	1	5,309	1,086	657	3,320,003

T A B L E 5. VESSELS ARRIVED AT AND DEPARTED FROM CANADIAN PORTS IN INTERNATIONAL SEABORNE SHIPPING

COUNTRY OF REGISTRY		ATLANTIC			GREAT LAKES			PACIFIC			TOTAL		
		NUMBER	REGISTERED NET TONS	CARGO TONS	NUMBER	REGISTERED NET TONS	CARGO TONS	NUMBER	REGISTERED NET TONS	CARGO TONS	NUMBER	REGISTERED NET TONS	CARGO TONS
JAMAICA	A	1	939		3	2,816	975				4	3,755	975
	D	4	3,756	1,661	3	2,816	510				7	6,572	2,171
LEEWARD AND WINDWARD IS	A	2	1,878	426							2	1,878	426
	D	1	939	166							1	939	166
CUBA	A	51	64,448	8,015							51	64,448	8,015
	D	53	67,705	61,768							53	67,705	61,768
HONDURAS	A	1	1,678		3	5,034					4	6,712	
	D	1	1,678		2	3,356					3	5,034	
NICARAGUA	A	1	2,365								1	2,365	
	D	1	2,365	6,115							1	2,365	6,115
PANAMA	A	181	1,632,322	3,149,630	7	36,494	32,913	67	331,931	84,631	255	2,000,747	3,267,174
	D	182	1,633,719	476,062	8	39,323	21,725	67	331,931	157,049	257	2,004,973	654,836
CANADA	A	2,831	2,455,911	2,471,945	3,106	11,181,515	12,328,356	3,637	2,089,596	630,002	9,574	15,727,022	15,430,303
	D	3,489	6,325,481	10,238,561	2,805	8,274,815	4,460,884	3,514	1,953,628	1,766,072	9,808	16,553,924	16,465,517
ST PIERRE AND MIQUELON I	A	211	35,364	351							211	35,364	351
	D	209	34,899	13,250							209	34,899	13,250
UNITED STATES	A	517	2,025,410	786,682	1,662	3,356,330	3,128,265	2,706	6,066,215	792,963	4,885	11,447,955	4,707,910
	D	517	2,025,410	2,364,620	1,657	3,318,009	2,683,433	2,703	6,085,631	405,876	4,877	11,429,050	5,453,929
GRAND TOTALS	A	12,017	41,483,812	22,210,567	7,572	23,852,676	22,439,528	10,220	27,463,424	2,928,165	29,809	92,799,912	47,578,260
	D	12,956	45,987,347	54,127,292	7,354	21,157,154	10,396,868	10,375	28,865,990	18,986,547	30,685	96,010,491	83,510,707

APPENDIX A

Number and Registered Net Tonnage of, and Tons of Cargo Unloaded and Loaded by,
Vessels Arrived at and Departed from Canadian Ports
in International Seaborne Shipping, 1923 - 64

	Arrived			Departed		
	Vessels		Cargo unloaded	Vessels		Cargo loaded
	Number	Registered net tons		Number	Registered net tons	
Year ended March 31:						
1923	75,420	35,960,331	4,764,309	76,012	36,442,852	12,350,809
1924	69,575	37,424,001	5,095,428	70,257	37,523,372	11,825,386
1925	66,848	38,086,484	4,410,225	67,431	39,852,567	11,446,037
1926	47,225	37,314,819	6,351,872	48,409	38,292,008	13,550,049
1927	51,258	38,086,377	5,856,591	51,549	39,244,282	13,416,550
1928	55,976	40,986,479	7,024,759	56,545	42,817,318	15,666,843
1929	59,851	46,451,909	7,155,130	61,332	47,283,318	18,044,626
1930	76,325	44,706,351	8,471,107	77,485	44,732,438	12,293,589
1931	61,400	45,834,452	7,814,115	61,686	45,077,424	10,841,436
1932	54,439	42,219,423	6,820,915	54,870	41,215,974	10,699,016
1933	49,329	37,758,443	6,570,607	40,107	38,514,032	11,802,594
1934	47,829	40,928,513	7,667,915	48,564	41,696,859	11,216,873
1935	48,362	43,285,141	9,099,787	48,658	43,149,678	11,205,726
1936	52,383	43,367,773	10,025,922	52,753	44,155,734	12,296,678
1937	56,972	46,709,186	11,142,357	57,895	47,877,560	25,791,269
1938	42,582	45,603,055	12,698,849	43,317	45,766,211	13,822,060
1939	43,601	44,775,116	10,422,537	45,513	47,052,371	17,267,794
1940	46,241	46,666,396	11,065,128	47,411	48,696,321	16,708,368
1941	25,122	32,579,900	26,966,260	26,582	34,889,700	19,280,390
Year ended December 31:						
1941	26,203	31,452,400	29,898,940	27,058	33,313,400	17,462,110
1942	24,066	25,640,763	27,106,229	25,121	27,812,332	13,624,322
1943	22,901	26,345,562	27,863,754	23,530	28,504,987	16,524,137
1944	23,786	28,356,681	27,656,003	24,892	30,853,811	18,955,983
1945	24,431	29,655,984	24,529,346	26,374	33,511,617	22,333,887
1946	26,461	30,367,071	26,440,236	28,004	34,144,608	19,272,394
1947	27,868	35,926,095	32,851,254	29,776	40,784,955	21,706,754
1948	31,138	39,443,055	36,844,187	33,511	44,329,334	20,440,955
1949 ¹	30,565	40,088,377	28,319,334	32,562	44,256,743	22,441,732
1950	31,420	42,816,949	36,961,181	33,503	47,340,150	21,227,930
1951	32,304	47,508,342	38,269,394	34,561	52,750,461	27,279,799
1952	33,783	52,156,098	38,756,060	33,908	53,023,949	32,564,915
1953	34,400	56,589,078	38,691,877	37,146	61,962,634	32,202,205
1954	34,079	54,767,687	32,274,166	36,227	59,578,143	30,730,355
1955	34,432	58,018,365	35,880,782	35,426	60,306,168	39,502,714
1956	35,315	63,105,100	40,554,312	37,273	67,415,232	48,373,132
1957	35,357	66,160,527	38,818,102	37,278	68,833,162	49,095,493
1958	30,710	57,738,034	31,133,694	32,145	60,077,872	40,298,882
1959	33,251	67,526,464	34,554,388	34,728	70,583,802	50,455,303
1960	33,397	74,805,070	39,094,315	34,776	77,675,892	50,554,086
1961	31,832	77,140,524	39,187,355	33,045	79,846,741	53,760,748
1962 ²	30,269	81,942,501	41,885,319	31,421	84,043,899	60,269,779
1963	29,169	87,385,238	46,208,223	29,847	88,203,823	68,377,888
1964	29,809	92,799,912	47,578,260	30,685	96,010,491	83,510,707

¹ Data for Newfoundland included from April 1, 1949.

² Prior to 1962 fishing vessels are included.

Note: Cargo data for years 1923 to 1940 exclude Canada-United States trade via Great Lakes.

APPENDIX B

List of Countries and Geographic Areas

Western Europe

Commonwealth Countries

United Kingdom
Gibraltar
Malta and Gozo

Other Countries

Austria
Belgium and Luxembourg
Denmark
Finland
France — Atlantic
France — Mediterranean
Germany, Federal Republic
Greece
Iceland
Eire
Italy
Netherlands
Norway
Portugal
Spain
Sweden
Switzerland

Eastern Europe

Albania
Bulgaria
Czechoslovakia
Germany, Dem. Rep.
Hungary
Poland
Roumania
U.S.S.R. — Europe
Yugoslavia

Middle East

Commonwealth Countries

Bahrein
Cyprus
Kuwait
British Middle East, n.e.s.

Other Countries

Ethiopia
Iran
Iraq
Israel
Jordan
Lebanon
Libya
Saudi Arabia
Somalia
Sudan
Turkey
Egypt
Syria

Other Africa

Commonwealth Countries

Ghana
Kenya
Mauritius
Nigeria
Rhodesia and Nyasaland
Sierra Leone
Tanganyika
Uganda
Republic of South Africa
British Africa, n.e.s.

Other Countries

Algeria
Angola
Ivory Coast
French West Africa
French Africa, n.e.s.
Guinea
Liberia
Morocco
Mozambique
Portuguese Africa, n.e.s.
Spanish Africa
Tunisia
Other Africa

Other Asia

Commonwealth Countries

Ceylon
Hong Kong
India
Malaya and Singapore
Pakistan
British East Indies, n.e.s.

Other Countries

Afghanistan
Buma
Cambodia and Laos
China, Communist
Indonesia
Japan
Korea
Philippines
Portuguese India
Portuguese Asia, n.e.s.
Taiwan
Thailand
U.S.S.R. Pacific
Viet-Nam

Oceania

Commonwealth Countries

Australia
Fiji
New Zealand
British Oceania, n.e.s.

List of Countries and Geographic Areas – Concluded**Oceania – Concluded**

Other Countries

French Oceania
United States Oceania

South America

Commonwealth Countries

British Guiana
Falkland Islands

Other Countries

Argentina
Bolivia
Brazil
Chile
Colombia
Ecuador
French Guiana
Paraguay
Peru
Surinam
Uruguay
Venezuela

Central America and Antilles

Commonwealth Countries

Bahamas
Bermuda
British Honduras

Central America and Antilles – Concluded

Commonwealth Countries – Concluded

Barbados
Jamaica
Leeward and Windward Islands
Trinidad and Tobago

Other Countries

Costa Rica
Cuba
Dominican Republic
El Salvador
French West Indies
Guatemala
Haiti (Republic)
Honduras
Mexico
Netherlands Antilles
Nicaragua
Panama
Puerto Rico
United States Virgin Islands

North America

Canada
Greenland
St. Pierre and Miquelon
U.S. Alaska
U.S. Hawaii
U.S. Pacific Ports
U.S. Great Lakes Ports
U.S. Atlantic and Gulf Ports

APPENDIX C

List of Commodities

LIVE ANIMALS

Cattle
Other Live Animals

FOOD, FEED, BEVERAGES AND TOBACCO

Meat and Meat Preparations

Meat, Fresh, Chilled or Frozen
Meat, Cured
Meat and Meat Preparations, n.e.s.

Fish and Marine Animals

Fish, Whole or Dressed, Fresh, Chilled or Frozen
Fish, Smoked, Salted, Dried or Cured
Fish Canned
Lobster
Fish and Marine Animals, n.e.s.

Dairy Produce – Eggs and Honey

Milk Powder
Dairy Produce, Eggs and Honey, n.e.s.

Grain, Flour, Meal and Cereal Preparations

Barley
Corn
Oats
Rye
Wheat
Cereals, Unmilled, n.e.s.
Malt
Wheat Flour
Cereals, Milled, n.e.s.
Grain, Flour, Meal and Cereal Preparations, n.e.s.

Fruits and Fruit Preparations

Apples
Bananas
Fresh or Chilled Fruits and Berries, n.e.s.
Frozen Fruits and Berries
Dried or Preserved Fruits
Fruit Pulp
Fruits and Fruit Preparations, n.e.s.

Nuts, Except Oil Nuts

Peanuts
Nuts, n.e.s.

Vegetables and Vegetable Preparations

Potatoes
Vegetables, Fresh or Chilled, n.e.s.
Vegetables, Frozen
Beans and Peas, Dried
Vegetable and Vegetable Preparations, n.e.s.

FOOD, FEED, BEVERAGES AND TOBACCO – Concluded

Sugar and Sugar Preparations

Sugar
Molasses, Crude
Sugar, Molasses and Syrups, n.e.s.
Sugar Preparations

Cocoa, Coffee, Tea and Spices

Cocoa and Chocolate
Coffee
Tea
Spices

Margarine, Shortening and Lard

Margarine, Shortening and Lard

Miscellaneous Foods, Food Materials and Food Preparations

Foods, Food Materials and Food Preparations, n.e.s.

Fodder and Feed, Except Unmilled Cereals

Hay, Forage and Straw, n.e.s.
Hulls, Screenings, Chaff and Scourings
Wheat Bran, Shorts and Middlings
Grain Feeds, n.e.s.
Soyabean Oil Cake and Meal
Oil Seed Cake and Meal, n.e.s.
Feeds of Vegetable Origin, n.e.s.
Feeds of Animal Origin
Complete Feeds and Feed Concentrates

Beverages

Ale, Beer, Stout and Porter
Wines
Distilled Alcoholic Beverages

Tobacco

Tobacco
Foods, Feeds, Beverages and Tobacco, n.e.s.

CRUDE MATERIALS, INEDIBLE

Crude Animal Products, Inedible (Except Fibres)

Raw Hides and Skins
Crude Animal Products, Inedible n.e.s.

Crude Vegetable Products, Inedible Except Tobacco, Fibres and Wood

Seeds for Sowing n.e.s.
Flaxseed
Mustard Seed
Rapeseed
Soyabeans
Rubber and Allied Gums, Natural
Crude Vegetable Materials, Inedible, n.e.s.

List of Commodities - Continued

CRUDE MATERIALS, INEDIBLE - Concluded**Crude Wood Materials**

Logs, Round Timber
Pulpwood
Crude Wood Materials, n.e.s.

Textile and Related Fibres (Including Waste)

Wool and Fine Animal Hair
Textile and Related Fibres, n.e.s.

Metals in Ores, Concentrates and Precipitates

Aluminum Ore and Concentrates
Copper Ores, Concentrates and Matte
Iron Ore and Concentrates
Ilmenite Ore
Lead Ore and Concentrates
Manganese Ore and Concentrates
Nickel Ores, Concentrates and Matte
Zinc Ore and Concentrates
Metallic Ores and Concentrates, n.e.s.

Scrap Metals and By-Products

Iron and Steel Scrap
Non-Ferrous Metal Scrap
Slags, Drosses and Other By-Products

Coal, Crude Petroleum and Related Crude Products

Coal, Anthracite
Coal, Bituminous
Crude Petroleum
Crude Petroleum, Canadian
Coal, Crude Petroleum and Related Crude Products, n.e.s.

Crude Non-Metallic Minerals (Except Coal and Petroleum)

Asbestos, Unmanufactured, Crude and Fibre
China Clay
Dolomite
Clay and Other Crude Refractory Materials, n.e.s.
Sand and Gravel
Limestone
Crushed Stone
Stone, Crude, n.e.s.
Barytes
Fluorspar
Gypsum
Phosphate Rock
Salt
Sulphur
Non-Metallic Minerals, Crude, n.e.s.

Waste and Scrap Materials n.e.s.

Hogged Fuel (Wood)
Waste and Scrap Materials n.e.s.

FABRICATED MATERIALS, INEDIBLE

Leather
Rubber Fabricated Materials

Wood Fabricated Materials

Lumber and Timber
Railway Ties
Sawmill Products, n.e.s.
Veneer and Plywood
Wood Fabricated Materials, n.e.s.

Pulp

Wood pulp

Paper and Paperboard

Newsprint Paper
Paper, n.e.s.
Paperboard
Paper and Paperboard, n.e.s.

Textile Fabricated Materials

Sacking Materials
Textile Fabricated Materials, n.e.s.

Oils, Fats, Waxes, Extracts and Derivatives, Animal and Vegetable

Animal Oils and Fats (Exc. Marine)
Fish and Marine Animal Oils
Soyabean Oil
Vegetable Oils and Fats, n.e.s.
Oils, Fats, Waxes, Animal and Vegetable, n.e.s.

Chemicals and Related Products

Glycol
Chemicals, n.e.s.
Fertilizers and Fertilizer Materials, n.e.s.
Chemical Products, n.e.s.

Petroleum and Coal Products

Gasoline
Fuel Oil
Lubricating Oils and Greases
Coke
Asphalt
Tar, Pitch, and Creosote
Petroleum and Coal Products, n.e.s.

Iron and Steel and Alloys

Ferro-Alloys
Pig Iron
Iron and Steel: Ingot, Billet, Bloom and Slab
Steel: Bar and Rod
Steel: Plate, Sheet and Strip
Structural Shapes and Sheet Piling
Rails and Railway Track Material
Iron and Steel: Pipes, Tubes and Fittings, n.e.s.
Iron and Steel, n.e.s.

List of Commodities -- Concluded

FABRICATED MATERIALS, INEDIBLE -- Concluded**Non-Ferrous Metals**

Aluminum: Bar, Ingot, Pig and Slab
 Aluminum, n.e.s.
 Copper Unalloyed: Bar, Ingot, Pig and Slab
 Copper, Alloyed (Brass and Bronze)
 Copper and Alloys, n.e.s.
 Lead: Bar, Ingot, Pig and Slab
 Lead and Alloys
 Nickel and Alloys
 Tin and Alloys
 Zinc: Bar, Ingot, Pig and Slab
 Non-Ferrous Metals and Alloys, n.e.s.

Metal Fabricated Basic Products

Metal Fabricated Basic Products, n.e.s.

Non-Metallic Mineral Basic Products

Sewer Pipe and Drain Tile
 Plate, Sheet and Structural Glass
 Cement: Natural and Portland
 Cement and Concrete Basic Products, n.e.s.
 Lime
 Non-Metallic Mineral Basic Products, n.e.s.

Miscellaneous Fabricated Materials

Miscellaneous Fabricated Materials, n.e.s.

END PRODUCTS, INEDIBLE**Machinery**

Machinery, Equipment and Parts, n.e.s.

Transportation and Communication Equipment

Railway Rolling Stock
 Passenger Automobiles and Chassis
 Trucks and Chassis, Truck Tractors, Commercial
 Motor Vehicle Parts n.e.s.
 Motor Vehicles, n.e.s.
 Miscellaneous Vehicles and Parts, n.e.s.
 Rubber Tires and Tubes

Other Equipment and Tools


Miscellaneous Equipment, n.e.s.

Personal and Household Goods

Personal and Household Goods, n.e.s.

Miscellaneous

Firearms, Weapons and Ammunition
 Containers, Returned Empty
 Containers, Closures and Parts, n.e.s.
 Miscellaneous Products, n.e.s.
 General Cargo



STATISTICS CANADA LIBRARY
BIBLIOTHEQUE STATISTIQUE CANADA



1010701469