

Shipping  
report

PART I

International seaborne shipping (by country)


1970

Transport  
maritime

PARTIE I

Transport maritime international (par pays)

1970







STATISTICS CANADA — STATISTIQUE CANADA

Transportation and Public Utilities Division — Division des transports et des services d'utilité publique

Transportation Section — Section des transports

## SHIPPING REPORT

### PART I

**International Seaborne Shipping**

(by Country)

---

## TRANSPORT MARITIME

### PARTIE I

**Transport maritime international**

(par pays)

**1970**

*Published by Authority of*  
The Minister of Industry, Trade and Commerce

---


*Publication autorisée par*  
le ministre de l'Industrie et du Commerce

February - 1972 - Février  
8709518

Price—Prix: \$2.50

Statistics Canada should be credited when republishing all or any part of this document

Information Canada  
Ottawa



## TABLE OF CONTENTS

	Page
Chart—Cargoes Loaded for and Unloaded from Foreign Countries .....	4
Introduction .....	5
Alphabetic Listing of Countries, and Summary of Tonnage Loaded and Unloaded ....	10
Table	
1. Cargoes Loaded at Canadian Ports for Foreign Countries .....	14
2. Cargoes Unloaded at Canadian Ports from Foreign Countries .....	173
3. Cargoes Loaded at Canadian Ports for Foreign Countries, by Commodity and Geographic Area .....	277
4. Cargoes Unloaded at Canadian Ports from Foreign Countries, by Commodity and Geographic Area .....	280
5. Vessels Arrived at and Departed from Canadian Ports in International Seaborne Shipping by Registry .....	283
Appendix	
A. Number and Registered Net Tonnage of, and Tons of Cargo Unloaded and Loaded by Vessels Arrived at and Departed from Canadian Ports in International Seaborne Shipping .....	289
B. List of Countries and Geographic Areas	290
C. List of Commodities .....	295

## TABLE DES MATIÈRES

	Page
Graphique—Cargaisons chargées pour les ports étrangers et déchargées aux ports étrangers .....	4
Introduction .....	5
Liste alphabétique des pays et sommaire des chargements et déchargements en tonnes .....	12
Tableau	
1. Marchandises chargées dans les ports canadiens à destination de pays étrangers	14
2. Marchandises déchargées dans les ports canadiens en provenance de pays étrangers .....	173
3. Marchandises chargées dans les ports canadiens aux pays étrangers, par marchandise et région géographique .....	277
4. Marchandises déchargées dans les ports canadiens des pays étrangers, par marchandise et région géographique .....	280
5. Mouvements internationaux de navires à destination dû en provenance de ports canadiens .....	283
Appendice	
A. Entrées et départs, chargements, et déchargements de navires en commerce du transport maritime international et tonnage net de registre aux ports canadiens	289
B. Liste des pays et des régions .....	292
C. Marchandise .....	295

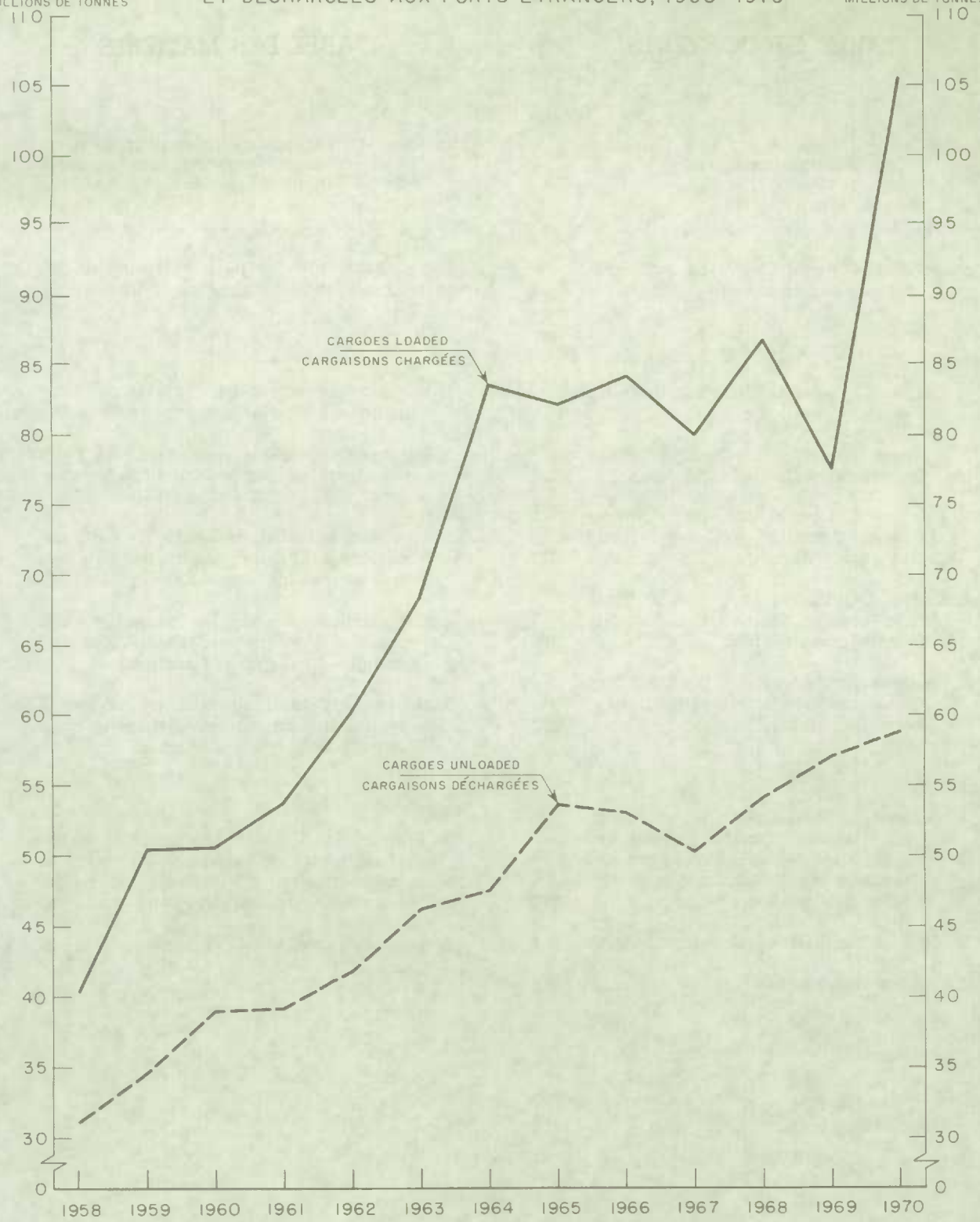
CHART--1

CARGOES LOADED FOR AND UNLOADED FROM FOREIGN COUNTRIES, 1958-1970

CARGAISONS CHARGÉES POUR LES PORTS ÉTRANGERS  
ET DÉCHARGÉES AUX PORTS ÉTRANGERS, 1958-1970

MILLION TONS  
MILLIONS DE TONNES

MILLION TONS  
MILLIONS DE TONNES





## INTRODUCTION

This publication presents statistics on the commodity and vessel traffic between Canada and foreign countries.

### Source

Shipping statistics are compiled from reports completed by operators or agents of vessels entering and leaving Canadian ports. Reports are not required for naval or fishing vessels, and craft or less than fifteen registered net tons. Customs officials act as agents for Statistics Canada in collecting forms at customs ports; returns for non-customs ports are forwarded through the nearest customs office. Operating data are collected for vessels calling at coastal and Great Lakes ports, but regions such as Lake Winnipeg and the MacKenzie River are not included in the survey.

### Treatment of Data

The term "international seaborne shipping" is used for vessels classed as being in foreign service, that is when (1) the vessel arrives from or departs for a foreign port; or (2) cargo is loaded for or unloaded from a foreign port; or (3) the registry of the vessel is other than Canadian or British Commonwealth (even though the vessel may have sailed between two Canadian ports).

A vessel is classed as being in coasting service if (1) it is of Canadian or British Commonwealth registry, sails between two Canadian ports, and loads or unloads no foreign freight; or if (2) it is of foreign registry, but is granted a waiver to engage in coasting service.

Beginning the count of vessel arrivals and departures on January 1 and ending it on December 31 can cause disparity in the total number arrived and departed. Vessels entering a port at the end of a year and clearing it the following January would only be counted as an arrival or departure for that year when the movement occurred. In addition, an entry into a port can be an international voyage, whereas the departure can be in coasting service; the reverse situation also supplies.

In this publication, Canadian ports have been grouped into three regions:

- (1) Atlantic and Lower St. Lawrence River Ports, Montreal and below;
- (2) Great Lakes and Upper St. Lawrence River Ports, above Montreal; and
- (3) Pacific Ports.

La présente publication renferme la statistique du transport des marchandises et du trafic maritime entre le Canada et l'étranger.

### Source

Les données sur la navigation sont tirées des rapports établis par les exploitants ou les agents de navires arrivant dans des ports canadiens ou quittant des ports canadiens. On n'exige pas de rapports sur les navires militaires ni sur les bateaux de pêche, ni sur les embarcations de moins de quinze tonnes de jauge nette au registre. Les douaniers représentent Statistique Canada aux fins de la collecte des formules aux ports douaniers; les statistiques pour les ports non douaniers sont acheminées au bureau de douane le plus proche. On collecte les données d'exploitation des navires faisant escale aux ports côtiers et des Grands Lacs, mais les régions comme le lac Winnipeg et le fleuve MacKenzie ne sont pas comprises dans l'enquête.

### Traitement des données

On utilise l'expression "transport maritime international" pour désigner les navires classés dans le service international, c'est-à-dire quand (1) le navire arrive d'un port étranger ou part à destination d'un port étranger; ou (2) des marchandises sont chargées à bord d'un navire à destination d'un port étranger ou déchargées d'un navire en provenance d'un port étranger; ou (3) le navire n'est immatriculé ni au Canada ni dans un autre pays du Commonwealth britannique (même si celui-ci a navigué entre deux ports canadiens).

Un navire est classé dans le service de cabotage (1) s'il est immatriculé au Canada ou dans un pays du Commonwealth britannique, navigue entre deux ports canadiens, et ne charge ou ne décharge pas de marchandises du commerce extérieur; ou (2) s'il est immatriculé dans un pays étranger, et a été autorisé à faire du cabotage.

Compter les départs et les arrivées des navires entre le 1er janvier et le 31 décembre peut entraîner un certain écart entre le nombre total d'arrivées et celui de départs. Le navire entré dans un port à la fin de l'année et en sortant en janvier de l'année suivante serait compté comme une arrivée une année et un départ l'année suivante. En outre, l'arrivée au port peut marquer le terme d'un voyage international, quand le départ du même navire se classerait dans le cabotage; l'inverse aussi peut se produire.

Dans la présente publication, les ports canadiens sont groupés en trois régions:

- (1) Les ports de l'Atlantique et du bas Saint-Laurent, c'est-à-dire le port de Montréal et ceux qui sont situés en aval de celui-ci;
- (2) Les ports des Grands Lacs et du haut Saint-Laurent, c'est-à-dire ceux qui sont situés en amont de Montréal; et
- (3) Les ports du Pacifique.

The registry of the vessel transporting Canada's foreign trade is published in the first two tables for the United Kingdom, Denmark, Federal Republic of Germany, Greece, Italy, the Netherlands, Norway, Sweden, Liberia, Japan, Panama, the United States and Canada; other registries are grouped due to relatively lesser importance in terms of volume handled, as well as space limitations in this publication.

Countries are divided by geographic areas, first Commonwealth nations, then other countries. Order is as follows: Western Europe, Eastern Europe, Middle East, Other Africa, Other Asia, Oceania, South America, Central America, North America. Full country nomenclature and system of classifying comprises Appendix B. Appendix C consists of a commodity list, based on the *Standard Commodity Classification Manual* published by Statistics Canada, into which all cargo types are grouped; reference to this appendix will enable users to obtain a complete description of those commodities which have been necessarily abbreviated in the tables. Sequence of commodities is from Live Animals through End Products as described in this Appendix.

The term "general cargo" in this publication refers only to commodities which were not specifically identified in shipping reports; it is not intended to indicate any distinction between bulk and other commodities.

The letters "n.e.s." found in the commodity listing mean "not elsewhere specified".

All volume data are presented in tons of 2,000 pounds.

It should be noted that due to corrections made throughout the year, statistics contained in this publication may differ from that released as preliminary data in the monthly *Shipping Statistics*.

Les pays d'immatriculation des navires transportant des marchandises entre le Canada et les pays étrangers font l'objet des deux premiers tableaux où figurent le Royaume-Uni, le Danemark, la République fédérale d'Allemagne, la Grèce, l'Italie, les Pays-Bas, la Norvège, la Suède, le Libéria, le Japon, le Panama, les États-Unis et le Canada; les autres pays sont groupés à cause de leur importance relativement moindre quant au volume et parce que l'espace disponible est restreint.

Les pays sont répartis en régions, à commencer par les pays du Commonwealth, suivis des autres pays dans ordre suivant: Europe occidentale, Europe orientale, Moyen-Orient, autres pays d'Afrique, autres pays d'Asie, Océanie, Amérique du Sud, Amérique centrale, Amérique du Nord. La nomenclature complète des pays et le mode de classement font l'objet de l'Appendice B. L'Appendice C est une liste de marchandises fondée sur la *Classification type des marchandises* publiée par Statistique Canada, où sont consignés tous les genres de cargaisons; le lecteur trouvera dans cet appendice une description complète des marchandises, qu'il a nécessairement fallu abrégé dans les tableaux. La liste des marchandises commence par les animaux vivants et se termine par les produits finis.

L'expression "Marchandises diverses", dans la présente publication, se rapporte uniquement aux marchandises qu'on n'a pas décrites avec précision dans les rapports sur le transport maritime; son rôle ne consiste pas à faire une distinction entre les marchandises en vrac et les autres marchandises.

Les lettres "n.d.a." dans la liste de marchandises, signifient "non dénommé ailleurs".

Toutes les données sur le volume sont représentées en tonnes de 2,000 livres.

On voudra bien remarquer qu'à cause de corrections effectuées tout au long de l'année, les statistiques que renferme la présente publication peuvent différer de celles qui ont été publiées provisoirement dans la publication mensuelle *Shipping Statistics*.



## ANALYSIS OF DATA

During 1970 the volume of international shipping at Canadian ports rose 22.1% to 164,390,086 tons from 134,678,650 tons in 1969. The number of vessels entering and clearing Canadian ports to transport this merchandise rose slightly to 51,272 from 50,561 during the previous year.

### Loadings

As an illustration of Canadian reliance on shipping activity, the weight of waterborne exports throughout 1970 was 105,608,960 tons, an appreciable per cent increase over the 77,637,819 tons of the preceding year. However the 1969 figures were adversely affected by a strike in the iron ore industry and lower wheat shipments.

The proximity and magnitude of the United States causes that nation to be our most important trading partner. Waterborne shipments from Canadian ports in 1970 totalled 42,746,494 tons (40.4% of all loadings) compared to 36,469,246 tons in 1969. The major components of this traffic were iron ore, which showed an increase without the strike to 24,474,662 tons from 19,370,798 tons, and gypsum, which increased to 4,864,207 tons from 4,750,846 tons on the Atlantic Coast. In terms of earnings and volume, newsprint at 1,854,219 tons) and lumber at (1,693,274 tons) are also significant export staples.

The United Kingdom received 12,236,077 tons, up 43.1% from 8,552,409 tons during 1969. Foodstuffs and raw materials predominate, iron ore constituting about 45% at 5,442,811 tons (3,069,670 tons in 1969). Wheat shipments rose substantially to 1,608,497 tons from 1,238,863 tons, and lumber to 810,555 tons from 513,310 tons. Also, all other European countries were forwarded 24,671,391 tons this year compared to 15,363,953 tons in 1969.

Japan continued as a major purchaser of Canadian goods. Some 13,435,548 tons were loaded, mostly at British Columbia ports. Wheat, iron ore, lumber and timber and coal, which collectively aggregated 8.5 million tons, were the major contributors.

The Canadian mining industry was the leading contributor of export tonnage; iron ore totalled 41,634,408 tons up from 30,429,280 tons in 1969. Gypsum at 4,941,992 tons (4,780,706 tons), limestone at 1,485,044 tons (1,416,794 tons),

## ANALYSE DES DONNÉES

En 1970, le volume du trafic-marchandises international passant par les ports canadiens a augmenté de 22.1 %, pour atteindre 164,390,086 tonnes contre 134,678,650 tonnes en 1969. Le nombre de navires transportant ces marchandises a augmenté légèrement, passant à 51,272 à comparer à 50,561 l'année précédente.

### Chargements

Le transport maritime occupe une place prépondérante dans l'économie du pays, comme le démontre le poids des exportations par eau en 1970, qui a été de 105,608,960 tonnes, soit une augmentation appréciable sur les 77,637,819 tonnes de l'année précédente. Toutefois, les chiffres de 1969 avaient subi l'influence adverse d'une grève dans l'industrie du minerai de fer ainsi que d'une réduction des envois de blé.

La proximité et l'importance des États-Unis font de ce pays notre principal partenaire commercial. Les expéditions par eau à partir des ports canadiens en 1970 ont atteint 42,746,494 tonnes (40.4 % de tous les chargements) contre 36,469,246 tonnes en 1969. Les principaux éléments de ce trafic ont été le minerai de fer, qui, sans la grève, a affiché un accroissement sensible, passant de 19,370,798 à 24,474,662 tonnes, ainsi que le gypse, qui est passé de 4,750,846 tonnes à 4,864,207 tonnes sur le littoral de l'Atlantique. En gains et en volume, le papier journal (1,854,219 tonnes) et le bois d'oeuvre (1,693,274 tonnes) sont aussi des produits d'exportation très importants.

Le Royaume-Uni a reçu 12,236,077 tonnes de nos marchandises, soit 43.1 % de plus qu'en 1969 (8,552,409 tonnes). Les expéditions de produits alimentaires et de matières premières ont dominé, celles de minerai de fer constituant environ 45 % de l'ensemble avec 5,442,811 tonnes, contre 3,069,670 tonnes en 1969. Les expéditions de blé se sont accrues sensiblement passant de 1,238,863 tonnes à 1,608,497 tonnes pendant que celles de bois d'oeuvre passaient de 513,310 tonnes à 810,555 tonnes. De plus, l'ensemble des autres pays d'Europe ont reçu 24,671,391 tonnes cette année à comparer à 15,363,953 tonnes en 1969.

Le Japon est resté un important acheteur des produits canadiens. Les expéditions à destination de ce pays, dont la plupart ont été effectuées par les ports de la Colombie-Britannique, se sont élevées à 13,435,548 tonnes. Le blé, le minerai de fer, le bois d'oeuvre et le bois de charpente et le charbon, qui ensemble ont représenté 8.5 millions de tonnes, ont été les principaux produits.

L'industrie minière a été le plus gros exportateur du Canada; le volume de minerai de fer a été de 41,634,408 tonnes, soit 30,429,280 tonnes de plus qu'en 1969. Le gypse a atteint 4,941,992 tonnes (4,780,706 tonnes), la pierre calcaire 1,485,044

coal at 3,717,180 tons (1,011,367 tons), zinc ore at 1,005,368 tons (926,027 tons) and dolomite at 945,152 tons (1,197,673 tons).

Agriculture was represented still chiefly by wheat shipments which increased sharply to 12,898,042 tons from 8,262,675 tons although shipments of other grain, mostly due to barley, rose to 5,822,705 tons from 2,091,172 tons in 1969. Forestry shipments included 2,539,145 tons of logs and pulpwood and the more valuable outward cargoes of lumber at 4,423,165 tons and newsprint at 3,759,122 tons; the latter were reported at 3,602,481 tons and 3,792,233 in 1969.

### Unloadings

The volume of incoming tonnage in 1970 rose 3.0% to 58,781,126 tons from 57,040,831 tons in 1969.

The United States shipped 33,309,404 tons to Canada compared to 30,544,629 tons in 1969. The greatest portion of this waterborne merchandise consisted of bulk products, notably bituminous coal at 18,137,561 tons (16,053,889 tons), iron ore at 2,453,827 tons (2,387,074 tons), limestone at 1,690,765 tons (1,239,725 tons). Tanker cargoes dropped sharply in 1970, fuel oil totalling 651,062 tons compared with 1,205,067 tons in 1969.

Greater quantities of crude petroleum were received from the Middle East:

Venezuela was again an important supplier of fuel to eastern Canada with total fuel and crude oil amounting to 8,860,317 tons. Fuels comprising coal, coke, gasoline, fuel and crude oil aggregated 35,296,532 tons or 60.0% of all incoming traffic.

Among the dry bulk cargoes, bauxite from Caribbean shipping points in Guyana, Jamaica, Surinam and Trinidad decreased to 2,755,579 tons from 3,067,944 tons for Canada's aluminum industry during 1970.

The United Kingdom shipped 943,391 tons to Canada compared to 1,020,476 tons in 1969; most of the year's traffic consisted of high-value general cargo. Imports from Japan declined to 668,750 tons through 1970 from 701,220 tons during 1969.

tonnes (1,416,794 tonnes), le charbon 3,717,180 tonnes (1,011,367 tonnes), le minerai de zinc 1,005,368 tonnes (926,027 tonnes) et la dolomite 945,152 tonnes (1,197,673 tonnes).

Les produits agricoles ont encore été représentés surtout par le blé, dont les expéditions ont augmenté de façon marquée, passant de 8,262,675 tonnes à 12,898,042 tonnes, mais les expéditions des autres céréales (surtout à cause de l'orge) sont aussi montées de 2,091,172 tonnes en 1969 à 5,822,705 tonnes en 1970. Les expéditions de produits forestiers comprenaient 2,539,145 tonnes de billes et de bois à pâte, les principaux chargements étant constitués par du bois d'oeuvre (4,423,165 tonnes) et du papier journal (3,759,122 tonnes); en 1969 les expéditions de ces produits ont été respectivement de 3,602,481 tonnes et 3,792,233 tonnes.

### Déchargements

Le volume des arrivages en 1970 a augmenté de 3.0 % pour atteindre 58,781,126 tonnes contre 57,040,831 tonnes en 1969.

Les États-Unis ont expédié 33,309,404 tonnes au Canada à comparer à 30,544,629 tonnes en 1969. La majeure partie de ces expéditions par eau consistaient en produits en vrac, notamment en charbon bitumineux (18,137,561 tonnes en 1970 contre 16,053,889 tonnes en 1969), en minerai de fer (2,453,827 tonnes en 1970 contre 2,387,074 tonnes en 1969) et en pierre calcaire (1,690,765 tonnes en 1970 contre 1,239,725 tonnes en 1969). Les déchargements de navires-citernes ont diminué de façon marquée en 1970, le mazout donnant 651,062 tonnes contre 1,205,067 tonnes en 1969.

De plus fortes quantités de pétrole brut sont arrivées du Proche-Orient.

Le Venezuela, encore une fois, a été un important fournisseur de combustible pour l'est du Canada, nos importations totales de combustible et de pétrole brut s'élevant à 8,860,317 tonnes. Les combustibles, c'est-à-dire le charbon, le coke, l'essence, le mazout et le pétrole brut, ont donné en tout 35,296,532 tonnes, soit 60.0 % de tout le trafic d'entrée.

Pour ce qui est des marchandises en vrac, la bauxite provenant des Antilles, soit de la Guyane, de la Jamaïque, du Surinam et de la Trinité, est passée à 2,755,579 tonnes comparativement à 3,067,944 tonnes pour l'industrie canadienne de l'aluminium en 1970.

En 1969 le Royaume-Uni a expédié 943,391 tonnes de marchandises au Canada contre 1,020,476 tonnes en 1969; la majeure partie du trafic de l'année a consisté en marchandises diverses de grande valeur. Les importations en provenance du Japon sont tombées à 668,750 tonnes en 1970, contre 701,220 en 1969.



### Vessels

Canadian-registered vessels transported 50,098,006 tons or 30.4% of the nation's foreign cargoes in 1970. The comparative 1969 figure was 45,243,999 tons or 33.6%. Liberian vessels handled 26,749,209 tons or 16.3% (19,279,626 tons or 14.3% in 1969), and Norwegian vessels some 15,048,282 tons or 9.2% (15,312,245 tons or 11.4%). Tankers registered in these two countries accounted for the bulk of this volume. Next in terms of quantities was the United Kingdom at 14,000,411 tons or 8.5% (12,744,310 tons or 9.5% in 1969).

### Navires

Les navires immatriculés au Canada ont transporté 50,098,006 tonnes de marchandises en service international en 1970, soit 30.4 % du total. Le chiffre correspondant pour 1969 était de 45,243,999 tonnes ou 33.6 %. Les navires libériens ont transporté 26,749,209 tonnes ou 16.3 % du total (19,279,626 tonnes ou 14.3 % en 1969) et les navires norvégiens quelque 15,048,282 tonnes ou 9.2 % (15,312,245 tonnes ou 11.4 %). La plus grande partie de ces transports ont été effectués par des navires-citernes immatriculés dans ces deux pays. Du point de vue du volume, les navires immatriculés au Royaume-Uni suivaient avec 14,000,411 tonnes ou 8.5 % du total (12,744,310 tonnes ou 9.5 % en 1969).

Alphabetic Listing of Countries and Summary of Tonnage Loaded and Unloaded<sup>1</sup>

Country	Loaded at Canadian ports		Unloaded at Canadian ports		Total
	Tonnage	See page	Tonnage	See page	
Aden.....	8,525	68	—	—	8,525
Albania.....	73,546	66	—	—	73,546
Algeria.....	356,568	82	28	230	356,596
Angola.....	—	—	40,254	230	40,254
Argentina.....	170,586	119	94,025	259	264,611
Australia.....	830,687	111	689,165	255	1,519,852
Austria.....	343	24	—	—	343
Bahamas.....	83,111	133	153,058	264	236,169
Bahrain.....	1	68	26	224	27
Barbados.....	35,809	140	12,479	264	48,288
Belgium and Luxembourg.....	3,230,053	29	378,446	187	3,608,499
Bermuda.....	22,356	136	497	264	22,853
Bolivia.....	821	119	—	—	821
Brazil.....	498,443	121	280,568	261	779,011
British Africa, n.e.s.....	9,785	81	5	230	9,790
British Honduras.....	2,097	137	28,705	264	30,802
British Oceania, n.e.s.....	2	114	—	—	2
Bulgaria.....	42,826	66	9	222	42,835
Burma.....	28,548	95	—	—	28,548
Cambodia and Laos.....	10,405	95	—	—	10,405
Cameroun Republic.....	1,569	82	1,879	230	3,448
Ceylon.....	17,368	87	13,379	233	30,747
Chile.....	91,583	123	6,855	261	98,438
China, Communist.....	2,010,878	95	6,597	241	2,017,475
Colombia.....	179,593	124	50,561	262	230,154
Congo-Kinshasa.....	1,696	82	465	230	2,161
Costa Rica.....	26,333	152	943	266	27,276
Cuba.....	563,409	153	135,785	266	699,194
Cyprus.....	101,530	69	2,785	225	104,315
Czechoslovakia.....	—	—	—	—	—
Dahomey.....	1,106	82	—	—	1,106
Denmark.....	49,582	31	13,493	188	63,075
Dominican Republic.....	42,235	155	25,961	267	68,196
Ecuador.....	9,747	124	2,458	262	12,205
El Salvador.....	21,760	155	689	267	22,449
Ethiopia.....	270	69	—	—	270
Falkland Islands.....	—	—	6,850	257	6,850
Fiji.....	1,367	112	86,984	256	88,351
Finland.....	111,205	32	13,789	189	124,994
France.....	1,303,478	36, 37	131,126	192, 194	1,434,604
French Africa, n.e.s.....	145	82	36,571	231	36,716
French Guiana.....	—	—	165	262	165
French Oceania.....	6	114	—	—	6
French West Indies.....	210	155	—	—	210
Gabon Republic.....	663	83	1	231	664
Gambia.....	1,790	75	—	—	1,790
Germany, East.....	8,354	66	—	—	8,354
Germany, Federal Republic.....	3,091,699	41	290,253	199	3,381,952
Ghana.....	86,253	75	40,196	227	126,449
Gibraltar.....	24,580	24	—	—	24,580
Greece.....	132,558	43	92,192	201	224,750
Greenland.....	38	164	—	—	38
Guatemala.....	12,561	156	313	267	12,874
Guinea.....	—	—	22,792	231	22,792
Guyana.....	19,565	117	605,213	257	624,778
Hong Kong.....	85,763	89	41,739	235	127,502
Hungary.....	—	—	—	—	—
Iceland.....	800	43	126	201	926
India.....	1,392,188	91	171,084	237	1,563,272
Indonesia.....	32,389	95	48,272	241	80,661
Iran.....	5,162	69	1,358,261	225	1,363,423
Iraq.....	41,246	70	2,541	225	43,787
Ireland.....	141,964	46	17,262	202	159,226
Israel.....	291,049	71	17,530	226	308,579
Italy.....	4,051,404	50	158,219	207	4,209,623
Ivory Coast.....	1,420	83	2,157	231	3,577
Jamaica.....	119,666	144	374,462	265	494,128
Japan.....	13,435,548	101	668,750	247	14,104,298
Jordan.....	—	—	—	—	—
Kenya.....	7,898	76	23,331	228	31,229
Korea, North.....	1,166	101	—	—	1,166
Korea, South.....	408,148	102	5,793	248	413,941
Kuwait.....	55	72	—	—	55
Lebanon.....	138,751	73	27,613	227	166,364
Leeward and Windward Islands.....	49,950	147	75,126	265	125,076
Liberia.....	6,942	84	114,380	231	121,322
Lithuania.....	517	73	—	—	517

<sup>1</sup> Voir la liste française à la page 12.



Alphabetic Listing of Countries, and Summary of Tonnage Loaded and Unloaded<sup>1</sup> - Concluded

Country	Loaded at Canadian ports		Unloaded at Canadian ports		Total
	Tonnage	See page	Tonnage	See page	
Malagasy Republic	—	—	—	—	—
Malawi	—	—	—	—	—
Malaysia	53,893	92	212,848	238	266,741
Malta and Gozo	21,067	24	347	181	21,414
Mauritius and Dependencies	4,295	76	114,594	228	118,889
Mexico	251,551	158	404,984	268	656,535
Morocco	72,463	84	194	231	72,657
Mozambique	77,376	85	45,200	232	122,576
Netherlands	8,730,323	57	167,856	212	8,898,179
Netherlands Antilles	12,426	160	4,229,733	268	4,242,159
New Zealand	321,655	114	54,154	257	375,809
Nicaragua	9,365	160	454	268	9,819
Nigeria	34,709	77	51,537	228	86,246
Norway	373,517	59	29,573	214	403,090
Pakistan	341,806	93	17,839	239	359,645
Panama	24,788	162	33,624	269	58,412
Paraguay	135	124	171	262	306
Peru	279,945	126	7,827	263	287,772
Philippines	84,880	104	26,258	249	111,138
Poland	204,614	67	79,083	223	283,697
Portugal	93,742	60	34,614	216	128,356
Portuguese Africa, n.e.s.	2,078	85	27,526	232	29,604
Portuguese Asia	—	—	2	249	2
Puerto Rico	193,580	164	112,268	269	305,848
Quatar	—	—	—	—	—
Republic of Guinea	—	—	—	—	—
Republic of Haiti	53,018	156	325	267	53,343
Republic of Honduras	9,069	157	—	—	9,069
Republic of South Africa	401,102	80	302,340	230	703,442
Rhodesia	—	—	—	—	—
Roumania	402,607	67	—	—	402,607
St. Pierre and Miquelon	85,608	165	2,321	269	87,929
Saudi Arabia	12,392	73	400,925	227	413,317
Senegal	24,543	86	8,015	232	32,558
Sierra Leone	375	81	—	—	375
Singapore	51,190	95	70,653	241	121,843
Somalia	129	73	—	—	129
Spain	915,243	63	209,497	219	1,124,740
Spanish Africa	3,384	86	17,961	232	21,345
Sudan	3,683	73	—	—	3,683
Surinam	519	126	113,890	263	114,409
Sweden	80,476	66	52,229	222	132,705
Switzerland	450	66	—	—	450
Syria	354,503	73	—	—	354,503
Taiwan	444,760	105	82,384	251	527,144
Tanzania	1,906	81	10,230	230	12,136
Thailand	53,463	107	3,829	252	57,292
Togo	2,773	86	—	—	2,773
Trinidad and Tobago	60,609	153	2,033,747	266	2,094,356
Trucial States	—	—	—	—	—
Tunisia	54,510	86	16	232	54,526
Turkey	78,096	74	1,269	227	79,365
Uganda	—	—	—	—	—
Union of Soviet Socialist Republics	1,645,978	67,106	77,878	223	1,723,856
United Arab Republic - Egypt	531,573	74	—	—	531,573
United Kingdom	12,236,077	24	943,391	181	13,179,468
United States	42,746,494	172	33,309,404	276	76,055,898
United States Oceania	11,701	115	4	257	11,705
United States Virgin Islands	—	—	4	269	4
Uruguay	27,287	126	691	263	27,978
Venezuela	277,620	131	9,095,554	264	9,373,174
Viet-Nam, North	1	106	—	—	1
Viet-Nam, South	5,690	106	9	252	5,699
Yugoslavia	314,200	68	21,668	224	335,868
Zambia	54	81	—	—	54
Totals	105,608,960		58,781,126		164,390,086

<sup>1</sup> Voir la liste française à la page 12.

Liste alphabétique des pays et sommaire des chargements et déchargements en tonnes<sup>1</sup>

Pays	Marchandises chargées dans les ports canadiens		Marchandises déchargées dans les ports canadiens		Total
	Tonnage	Voir la page	Tonnage	Voir la page	
Aden	8,525	68	—	—	8,525
Afrique britannique	9,785	81	5	230	9,790
Afrique espagnole	3,384	86	17,961	232	21,345
Afrique française, n.d.a.	145	82	36,571	231	36,716
Afrique portugaise, n.d.a.	2,078	85	27,526	232	29,604
Albanie	73,546	66	—	—	73,546
Algérie	356,568	82	28	230	356,596
Allemagne orientale	8,354	66	—	—	8,354
Angola	—	—	40,254	230	40,254
Antilles françaises	210	155	—	—	210
Antilles néerlandaises	12,426	160	4,229,733	268	4,242,159
Arabie Saoudite	12,392	73	400,925	227	413,317
Argentine	170,586	119	94,025	259	264,611
Asie portugaise	—	—	2	249	2
Australie	830,687	111	689,165	255	1,519,852
Autriche	343	24	—	—	343
Bahrein	1	68	26	224	27
Barbade	35,809	140	12,479	264	48,288
Belgique et Luxembourg	3,230,053	29	378,446	187	3,608,499
Bermudes	22,356	136	497	264	22,853
Birmanie	28,548	95	—	—	28,548
Bolivie	821	119	—	—	821
Bésil	498,443	121	280,568	261	779,011
Bulgarie	42,826	66	9	222	42,835
Cambodge et Laos	10,405	95	—	—	10,405
Ceylan	17,368	87	13,379	233	30,747
Chili	91,583	122	6,855	261	98,438
Chypre	101,530	69	2,785	225	104,315
Colombie	179,593	124	50,561	262	230,154
Congo-Kinshasa	1,696	82	465	230	2,161
Corée du Nord	1,166	101	—	—	1,166
Corée du Sud	408,148	102	5,793	248	413,941
Costa-Rica	26,333	152	943	266	27,276
Côte d'Ivoire	1,420	83	2,157	231	3,577
Cuba	563,409	153	135,785	266	699,194
Dahomey	1,106	82	—	—	1,106
Danemark	49,582	31	13,493	188	63,075
Equateur	9,747	124	2,458	262	12,205
Espagne	915,243	63	209,497	219	1,124,740
États sous régence de Traité	—	—	—	—	—
États-Unis	42,746,494	172	33,309,404	276	76,055,898
Ethiopie	270	69	—	—	270
Fidji	1,367	112	86,984	256	88,351
Finlande	111,205	32	13,789	189	124,994
France	1,303,478	36, 37	131,126	192, 194	1,434,604
Gambie	1,790	75	—	—	1,790
Ghana	86,253	75	40,196	227	126,449
Gibraltar	24,580	24	—	—	24,580
Grèce	132,558	43	92,192	201	224,750
Groënland	38	164	—	—	38
Guatemala	12,561	156	313	267	12,874
Guinée	—	—	22,792	231	22,792
Guyane	19,565	117	605,213	257	624,778
Guyane française	—	—	165	262	165
Honduras britannique	2,097	137	28,705	264	30,802
Hong-Kong	85,763	89	41,739	235	127,502
Hongrie	—	—	—	—	—
Îles Bahamas	83,111	133	153,058	264	236,169
Îles Falkland	—	—	6,850	257	6,850
Îles sous-le-Vent et du Vent	49,950	147	75,126	265	125,076
Îles Vierges (États-Unis)	—	—	4	269	4
Inde	1,392,188	91	171,084	237	1,563,272
Indonésie	32,389	95	48,272	241	80,661
Irak	41,246	70	2,541	225	43,787
Iran	5,162	69	1,358,261	225	1,363,423
Irlande	141,964	46	17,262	202	159,226
Islande	800	43	126	201	926
Israël	291,049	71	17,530	226	308,579
Italie	4,051,404	50	158,219	207	4,209,623
Jamaïque	119,666	144	374,462	265	494,128
Japon	13,435,548	101	668,750	247	14,104,298
Jordanie	—	—	—	—	—
Kenya	7,898	76	23,331	228	31,229
Koweït	55	72	—	—	55
Liban	138,751	73	27,613	227	166,364
Libéria	6,942	84	114,380	231	121,322
Libye	517	73	—	—	517

<sup>1</sup> See English listing page 10.



Liste alphabétique des pays et sommaire des chargements et déchargements en tonnes<sup>1</sup> - fin

Pays	Marchandises chargées dans les ports canadiens		Marchandises déchargées dans les ports canadiens		Total
	Tonnage	Voir la page	Tonnage	Voir la page	
Malaisie .....	53,893	92	212,848	238	266,741
Malawi .....	—	—	—	—	—
Malte et Gozzo .....	21,067	24	347	181	21,414
Maroc .....	72,463	84	194	231	72,657
Maurice (île) et dépendances .....	4,295	76	114,594	228	118,889
Mexique .....	251,551	158	404,984	268	656,535
Mozambique .....	77,376	85	45,200	232	122,576
Nicaragua .....	9,365	160	454	268	9,819
Nigéria .....	34,709	77	51,537	228	86,246
Norvège .....	373,517	59	29,573	214	403,090
Nouvelle-Zélande .....	321,655	114	54,154	257	375,809
Océanie britannique, n.d.a. ....	2	114	—	—	2
Océanie des États-Unis .....	11,701	115	4	257	11,705
Océanie française .....	6	114	—	—	6
Ouganda .....	—	—	—	—	—
Pakistan .....	341,806	93	17,839	239	359,645
Panama .....	24,788	162	33,624	269	58,412
Paraguay .....	135	124	171	262	306
Pays-Bas .....	8,730,323	57	167,856	212	8,898,179
Pérou .....	279,945	126	7,827	263	287,772
Philippines .....	84,880	104	26,258	249	111,138
Pologne .....	204,614	67	79,083	223	283,697
Porto-Rico .....	193,580	164	112,268	269	305,848
Portugal .....	93,742	60	34,614	216	128,356
Qatar .....	—	—	—	—	—
République arabe Unie-Egypte .....	531,573	74	—	—	531,573
République d'Haïti .....	53,018	156	325	267	53,343
République d'Honduras .....	9,069	157	—	—	9,069
République de Gabon .....	663	83	1	231	664
République de Guinée .....	—	—	—	—	—
République Dominicaine .....	42,235	155	25,961	267	68,196
République du Cameroun .....	1,569	82	1,879	230	3,448
République fédérale d'Allemagne .....	3,091,699	41	290,253	199	3,381,952
République populaire de Chine .....	2,010,878	95	6,597	241	2,017,475
République sud-africaine .....	401,102	80	302,340	230	703,442
Rhodésie .....	—	—	—	—	—
Roumanie .....	402,607	67	—	—	402,607
Royaume-Uni .....	12,236,077	24	943,391	181	13,179,468
Saint-Pierre et Miquelon .....	85,608	165	2,321	269	87,929
Salvador .....	21,760	155	689	267	22,449
Sénégal .....	24,543	86	8,015	232	32,558
Sierra Leone .....	375	81	—	—	375
Singapour .....	51,190	95	70,653	241	121,843
Somalie .....	129	73	—	—	129
Soudan .....	3,683	73	—	—	3,683
Suède .....	80,476	66	52,229	222	132,705
Suisse .....	450	66	—	—	450
Surinam .....	519	126	113,890	263	114,409
Syrie .....	354,503	73	—	—	354,503
Taiwan .....	444,760	105	82,384	251	527,144
Tanzanie .....	1,906	81	10,230	230	12,136
Tchécoslovaquie .....	—	—	—	—	—
Thaïlande .....	53,463	106	3,829	252	57,292
Togo .....	2,773	86	—	—	2,773
Trinidad et Tobago .....	60,609	151	2,033,747	266	2,094,356
Tunisie .....	54,510	86	16	232	54,526
Turquie .....	78,096	74	1,269	227	79,365
Union des républiques socialistes soviétiques .....	1,645,978	67, 106	77,878	223	1,723,856
Uruguay .....	27,287	126	691	263	27,978
Vénézuela .....	277,620	131	9,095,554	264	9,373,174
Viet-Nam du Nord .....	1	106	—	—	1
Viet-Nam du Sud .....	5,690	106	9	252	5,699
Yougoslavie .....	314,200	68	21,668	224	335,868
Zambie .....	54	81	—	—	54
<b>Total .....</b>	<b>105,608,960</b>	<b>—</b>	<b>58,781,126</b>	<b>—</b>	<b>164,390,086</b>

<sup>1</sup> See English listing page 10.

TABLE 1. CARGOES LOADED AT CANADIAN PORTS FOR FOREIGN COUNTRIES.

TABLEAU 1. MARCHANDISES CHARGÉES DANS LES PORTS CANADIENS A DESTINATION DE PAYS ÉTRANGERS.

COUNTRY OF DESTINATION AND KIND OF CARGO	REGISTRY OF VESSEL	ATLANTIC ATLANTIQUE	GREAT LAKES GRANDS LACS	PACIFIC PACIFIQUE	TOTAL TOTAL	IMMATIC. DU NAVIRE	PAYS DE DESTINATION ET MARCHANDISE
UNITED KINGDOM CATTLE	U K	41			41	R U	ROYAUME-UNI
	OTHER					AUTRE	BOVINS
COMMODITY TOTAL				196	196		
MEAT, FRESH OR FROZEN	U K	41			41	R U	TOTAL DE MARCHANDISE
	DENMK	2,228			196	DANMK	VIANDE, FRAICHE / CONG.
	GER	1,852			283	ALL	
	GREEK	47	105		152	GRECQ	
	NETH	4,396	10		4,406	P.BAS	
	NDRW			18	18	NDRV	
	SWEDN	367			367	SUEDE	
	OTHER	272			272	AUTRE	
COMMODITY TOTAL		9,162	115	350	9,627		TOTAL DE MARCHANDISE
MEAT AND MEAT PREP., NES	U K	200		91	291	R U	VIANDES ET PREP., NDA
	GER	69			69	ALL	
	NETH	58			58	P.BAS	
	NDRW	38		5	43	NORV	
	OTHER	26			26	AUTRE	
COMMODITY TOTAL		391		96	487		TOTAL DE MARCHANDISE
FISH, FRESH OR FROZEN	U K	130		2,011	2,141	R U	POISSON, FRAIS OU CONG.
	DENMK	246		345	591	DANMK	
	GER	39	2	14	55	ALL	
	GREEK	5,000			5,000	GRECQ	
	NETH	515			972	P.BAS	
	NDRW			457	55	NORV	
	SWEDN			597	507	SUEDE	
COMMODITY TOTAL		5,930	2	3,479	9,411		TOTAL DE MARCHANDISE
FISH, SALTED OR CURED	U K	24			24	R U	POISSON, SALE OU FUME
FISH, CANNED	U K	360		1,311	1,671	R U	POISSON EN BOITES
	DENMK			481	481	DANMK	
	GER	64			64	ALL	
	GREEK			863	863	GRECQ	
	NETH			144	144	P.BAS	
	NORW			83	83	NDRV	
	SWEDN			244	244	SUEDE	
	LIBER	1			1	LIBER	
COMMODITY TOTAL		425		3,126	3,551		TOTAL DE MARCHANDISE
LOBSTER	U K	204			204	R U	HOMARD
SHELL FISH, NES	U K	137		3	140	R U	MOLLUSQUES CRUST., NDA
	DENMK	28			28	DANMK	
	GER	7			7	ALL	
	NETH	30		71	101	P.BAS	
	SWEDN			2	2	SUEDE	
COMMODITY TOTAL		202		76	278		TOTAL DE MARCHANDISE
BUTTER	U K	88			88	R U	BEURRE
CHEESE	U K	6,844			6,844	R U	FROMAGE
	GER	1,577			1,577	ALL	
	GREEK	149			149	GRECQ	
	NETH	57			57	P.BAS	
	NDRW	384			384	NORV	
	LIBER	11			11	LIBER	
	OTHER	322			322	AUTRE	
COMMODITY TOTAL		9,344			9,344		TOTAL DE MARCHANDISE
MILK POWDER	U K	78			78	R U	LAIT EN POUFRE
DAIRY PROD., EGGS, HONEY	U K	1,140		5	1,145	R U	PROD. LAIT., OEUF., MIEL
	GER	439	7		446	ALL	
	GREEK	72			72	GRECQ	
	NETH			13	13	P.BAS	
	NORW	30			30	NORV	
	OTHER	301			301	AUTRE	
COMMODITY TOTAL		1,982	7	18	2,007		TOTAL DE MARCHANDISE
BARLEY	U K	137,170	31,391	5,292	173,853	R U	ORGE
	DENMK	7,214			7,214	DANMK	
	GER		11,203		11,203	ALL	
	GREEK	117,392		14,788	132,180	GRECQ	
	ITALY	51,810			51,810	ITAL	
	NETH	51,420			51,420	P.BAS	
	NORW	61,905	2,279	44,898	109,082	NORV	
	SWEDN	12,700	13,104	300	26,104	SUEDE	
	LIBER	46,183	8,396		54,579	LIBER	
	PANAM	18,406			18,406	PANAM	
	OTHER	65,208	7,616		72,824	AUTRE	
COMMODITY TOTAL		569,408	73,989	65,278	708,675		TOTAL DE MARCHANDISE
CORN	U K	42,696	1,306		44,002	R U	MAIS
	DENMK	14,078			14,078	DANMK	
	GER	18,210			18,210	ALL	
	GREEK	26,015			26,015	GRECQ	
	ITALY	2,814			2,814	ITAL	
	NETH	17,917			17,917	P.BAS	
	NORW	19,522			19,522	NORV	
	SWEDN	11,681			11,681	SUEDE	
	LIBER	100,043			100,043	LIBER	
	OTHER	15,023			15,023	AUTRE	
COMMODITY TOTAL		267,999	1,306		269,305		TOTAL DE MARCHANDISE
OATS	U K			84	84	R U	AVOINE
	DENMK	578			578	DANMK	
	GER	36			36	ALL	

TABLE 1. CARGOES LOADED AT CANADIAN PORTS FOR FOREIGN COUNTRIES.

TABLÉAU 1. MARCHANDISES CHARGÉES DANS LES PORTS CANADIENS A DESTINATION DE PAYS ÉTRANGERS.

COUNTRY OF DESTINATION AND KIND OF CARGO	REGISTRY OF VESSEL	ATLANTIC ATLANTIQUE	GREAT LAKES GRANDS LACS	PACIFIC PACIFIQUE	TOTAL TOTAL	IMMATIC. DU NAVIRE	PAYS DE DESTINATION ET MARCHANDISE
UNITED KINGDOM CONT.							
COMMODITY TOTAL RYE	NORW	968	1,064		2,032	NORV	ROYAUME-UNI
	U K	1,582	1,064	84	2,730		SUITE
	DENMK	2,800	2,128		4,928	R U	TOTAL DE MARCHANDISE SEIGLE
	GER	550	3,818		550	DANMK	
	NETH	2,755			3,818	ALL	
	NORW	2,576			2,755	P.BAS	
	LIBER		952		2,576	NDRV	
COMMODITY TOTAL WHEAT		8,681	6,898		952	LIBER	TOTAL DE MARCHANDISE BLE
	U K	259,729	16,499	4,368	15,579	R U	
	DENMK	5,040			280,596	DANMK	
	GER	122,412	1,904		5,040	ALL	
	GREEK	329,382			124,316	GRECO	
	ITALY	99,543			329,382	ITAL	
	NETH	110,047			99,543	ITAL	
	NORW	226,291		11,273	110,047	P.BAS	
	SWEDN	109,030			237,564	NORV	
	LIBER	128,475			109,030	SUEDE	
	PANAM	29,456			128,475	LIBER	
	OTHER	155,048			29,456	PANAM	
COMMODITY TOTAL CEREALS UNMILLED,NES		1,574,453	18,403	15,641	155,048	AUTRE	TOTAL DE MARCHANDISE CEREALES NON MOUL.,NDA
	U K	6			1,608,497		
	GER	7			6	R U	
	NETH	1			7	ALL	
	NORW	560			1	P.BAS	
COMMODITY TOTAL CORN MEAL AND FLOUR		574			560	NORV	TOTAL DE MARCHANDISE SEMOULE,FARINE DE MAIS
	U K	80			574		
COMMODITY TOTAL CORN STARCH	U K	7,058			80	R U	TOTAL DE MARCHANDISE FECULE DE MAIS
	U K	60			7,058	R U	
	GER	7,118			60	ALL	
COMMODITY TOTAL MALT AND MALT FLOUR	U K		2,300		7,118		TOTAL DE MARCHANDISE MALT ET FARINE DE MALT
	U K	17,421			2,300	R U	
	GER	5,571			17,421	R U	TOTAL DE MARCHANDISE FARINE DE BLE
	NETH	567			5,571	ALL	
	LIBER	576			567	P.BAS	
	PANAM	115			576	LIBER	
	OTHER	364			115	PANAM	
COMMODITY TOTAL CEREALS MILLED,NES		24,614			364	AUTRE	TOTAL DE MARCHANDISE CEREALES MOULUES,NDA
	U K	21			24,614		
	GER	28			21	R U	
COMMODITY TOTAL BAKERY PROD.INC.FROZEN		49			28	ALL	TOTAL DE MARCHANDISE PROD.BOUL.,PROD.CONG.
	U K	42			49		
	GER	12			42	R U	
COMMODITY TOTAL MACARONI,CEREAL PROD.		54			12	ALL	TOTAL DE MARCHANDISE PATES ALIM.PROD.CEREAL
	U K	191			54		
	GER	147			191	R U	
	GREEK	27			147	ALL	
COMMODITY TOTAL APPLES		365			27	GRECO	TOTAL DE MARCHANDISE POMMES
	U K	7,906		1,094	365		
	DENMK				9,000	R U	
	GER	129			66	DANMK	
	NETH				129	ALL	
	NORW				382	P.BAS	
	SWEDN				109	NORV	
	OTHER	9			254	SUEDE	
COMMODITY TOTAL BANANAS AND PLANTAINS		8,044		1,905	9	AUTRE	TOTAL DE MARCHANDISE BANANES ET PLANTAINS
	GER	248			9,949		
	U K				248	ALL	TOTAL DE MARCHANDISE FRUITS, BAIES FRAIS
	DENMK	246			3	R U	
	GER	677			14	DANMK	
	NETH	112			260	ALL	
	NORW	103			677	ALL	
	OTHER	2,923			112	P.BAS	
COMMODITY TOTAL FROZEN FRUITS, BERRIES		4,061		17	103	NORV	TOTAL DE MARCHANDISE FRUITS, BAIES CONGELES
	U K	5			2,923	AUTRE	
	SWEDN				5	R U	
	OTHER	10			103	SUEDE	
COMMODITY TOTAL FRUIT JUICES		15		103	10	AUTRE	TOTAL DE MARCHANDISE JUS DE FRUIT
	U K	6			118		
	GER	137			6	R U	
COMMODITY TOTAL FRUIT,PRES.NOT CANNED		143			137	ALL	TOTAL DE MARCHANDISE CONS. FRUITS NON BOITE
	U K	1			143		
	GER		15		1	R U	
COMMODITY TOTAL FRUITS, PREP. CANNED		1	15		15	ALL	TOTAL DE MARCHANDISE FRUITS PREP. EN BOITE
	U K	1,063		32	16		
	GER	195			1,095	R U	
	GREEK				195	ALL	
	NETH	98			24	GRECO	
	SWEDN				98	P.BAS	
COMMODITY TOTAL NUTS,EXC.OIL NUTS NES		1,356		197	141	SUEDE	TOTAL DE MARCHANDISE NOIX,SAUF OLEAG.NDA
	U K	58			1,553		
	GER	80			58	R U	TOTAL DE MARCHANDISE POMMES DE TERRE
	NETH	31			80	ALL	
COMMODITY TOTAL VEGETABLES, FRESH		111	224	92	31	P.BAS	TOTAL DE MARCHANDISE LEGUMES, FRATS
	U K	6,249			111		
	DENMK				6,565	R U	
					19	DANMK	



TABLE 1. CARGOES LOADED AT CANADIAN PORTS FOR FOREIGN COUNTRIES.

TABLEAU 1. MARCHANDISES CHARGÉES DANS LES PORTS CANADIENS A DESTINATION DE PAYS ÉTRANGERS.

COUNTRY OF DESTINATION AND KIND OF CARGO	REGISTRY OF VESSEL	ATLANTIC	GREAT LAKES	PACIFIC	TOTAL	IMMATIC. DU NAVIRE	PAYS DE DESTINATION ET MARCHANDISE	
		ATLANTIQUE	GRANDS LACS	PACIFIQUE	TOTAL		ROYAUME-UNI	SUITE
UNITED KINGDOM CONT.	GER	157	51		208	ALL		
	GREEK	25			25	GRECQ		
	NORW	1			1	NORV		
	SWEDN			25	25	SUEDE		
	OTHER	197			197	AUTRE		
COMMODITY TOTAL VEGETABLES, FROZEN		6,629	275	136	7,040			TOTAL DE MARCHANDISE LEGUMES, CONGÉLÉS
	U K	478		86	564	R U		
	DENMK	946		5	951	DANMK		
	GER	1,979	31		2,010	ALL		
	ITALY		1,098		1,098	ITAL		
	NETH	1,198		39	1,237	P.BAS		
	NORW	1,352			1,352	NORV		
	SWEDN			523	523	SUEDE		
	PANAM	630			630	PANAM		
	OTHER	1,397			1,397	AUTRE		
COMMODITY TOTAL VEGETABLES, DRIED		7,980	1,129	653	9,762			TOTAL DE MARCHANDISE LEGUMES, SECS
	U K	55,960		370	56,330	R U		
	DENMK			618	618	DANMK		
	GER	3,671	58		3,729	ALL		
	GREEK	22		402	424	GRECQ		
	NETH	423		441	864	P.BAS		
	NORW			22	22	NORV		
	LIBER	532			532	LIBER		
	OTHER	13			13	AUTRE		
COMMODITY TOTAL VEGETABLE PREP.NES		60,621	58	1,853	62,532			TOTAL DE MARCHANDISE PREP. DE LEGUMES NDA
	U K	1,360	108	67	1,535	R U		
	DENMK			6	6	DANMK		
	GER	1,092	409		1,501	ALL		
	GREEK	70		2	72	GRECQ		
	NORW			32	32	NORV		
	SWEDN			78	78	SUEDE		
	OTHER	120			120	AUTRE		
COMMODITY TOTAL SYRUP		2,642	517	185	3,344			TOTAL DE MARCHANDISE SIROP
	NETH	4			4	P.BAS		
SUGAR PREPARATIONS	U K	275			275	R U		
COCOA AND CHOCOLATE	GER	19			19	ALL		
COFFEE	U K	113			113	R U		
SPICES	U K	151			151	R U		
	GER	112			112	ALL		
	PANAM	2			2	PANAM		
	OTHER	17			17	AUTRE		
COMMODITY TOTAL VINEGAR		282			282			TOTAL DE MARCHANDISE VINAIGRE
	GER	3			3	ALL		
	NETH	1			1	P.BAS		
COMMODITY TOTAL SAUSAGE SKINS,CASINGS		4			4			TOTAL DE MARCHANDISE BOYAUX A SAUCISSES
	U K	162			162	R U		
	GER	38			38	ALL		
	SWEDN			1	1	SUEDE		
	LIBER	3			3	LIBER		
	OTHER	14	2		16	AUTRE		
COMMODITY TOTAL MISC.FOOD PREP.NES		217	2	1	220			TOTAL DE MARCHANDISE DIV.PREP.ALIM.NDA
	U K	6,431	86	4	6,521	P U		
	DENMK	482		6	488	DANMK		
	GFP	2,766			2,766	ALL		
	GREEK	1,017		1	1,018	GRECQ		
	NETH	190		41	231	P.BAS		
	NORW		100		100	NORV		
	LIBER	47			47	LIBER		
	OTHER	932	184		1,116	AUTRE		
COMMODITY TOTAL HAY, FORAGE, STRAW HULLS, SCREENINGS, CHAFF		11,865	370	52	12,287			TOTAL DE MARCHANDISE FOIN,FOURRAGE,PAILLE ECOLORURES,CRIBLURES,BAL
	U K	40			40	R U		
	U K		20,463		20,463	R U		
	GER		21,185		21,185	ALL		
	NETH			2,072	2,072	P.BAS		
	NORW		3,636	2,940	6,579	NORV		
	LIBER		9,968		9,968	LIBER		
	OTHER		14,989		14,989	AUTRE		
COMMODITY TOTAL BRAN, SHORTS, MIDDLINGS GROUND CEREALS NES			70,244	5,012	75,256			TOTAL DE MARCHANDISE SON,ISSUES DE CÉREALES CÉREALES MOULUES NDA
	OTHER	463			463	AUTRE		
	U K	29	103		132	R U		
	GREEK		300		300	GRECQ		
	NORW		51		51	NORV		
	OTHER	10	83		93	AUTRE		
COMMODITY TOTAL SOYA, OIL MEAL, CAKE		39	537		576			TOTAL DE MARCHANDISE FARINE TOURT.GR.SOYA
	U K	17,989	21,058		39,047	R U		
	DENMK	3,326			3,326	DANMK		
	GER	14,097	11,152		25,249	ALL		
	GREEK		17,056		17,056	GRECQ		
	ITALY	2,393	3,220		5,613	ITAL		
	NETH	236			236	P.BAS		
	SWEDN	3,485			3,485	SUEDE		
	LIBER	253	1,823		2,076	LIBER		
	OTHER	19,391	12,629		32,020	AUTRE		
COMMODITY TOTAL OIL SEED MEAL, CAKE NES		61,170	66,938		128,108			TOTAL DE MARCHANDISE FAR.TOURT.OLEAG.NDA
	U K	1,686			1,686	R U		



TABLE 1. CARGOES LOADED AT CANADIAN PORTS FOR FOREIGN COUNTRIES.

TABLEAU 1. MARCHANDISES CHARGÉES DANS LES PORTS CANADIENS A DESTINATION DE PAYS ÉTRANGERS.

COUNTRY OF DESTINATION AND KIND OF CARGO	REGISTRY OF VESSEL	ATLANTIC	GREAT LAKES	PACIFIC	TOTAL	IMMATIC. DU NAVIRE	PAYS DE DESTINATION ET MARCHANDISE	
		ATLANTIQUE	GRANDS LACS	PACIFIQUE	TOTAL		ROYAUME-UNI	SUITE
UNITED KINGDOM CONT.	GER	32			32	ALL		
	GREEK		336		336	GRECQ		
COMMODITY TOTAL		1,718	336		2,054			TOTAL DE MARCHANDISE
BREWERS GRAINS	U K	122			122	R U		GRAINS DE BRASSERIE
	GER	13			13	ALL		
	OTHER	10			10	AUTRE		
COMMODITY TOTAL		145			145			TOTAL DE MARCHANDISE
FEEDS, VEGETABLE ORIGIN	U K	238			238	R U		PROV. D'ORIGINE VÉGÉTALE
	OTHER	26,877			26,877	AUTRE		
COMMODITY TOTAL		27,115			27,115			TOTAL DE MARCHANDISE
FEEDS OF ANIMAL ORIGIN	U K	4,431			4,431	R U		PROV. D'ORIGINE ANIMALE
	DENMK	1,810			1,810	DANMK		
	GER	4,257			4,257	ALL		
	GREEK	28			28	GRECQ		
	NETH	163			163	P.BAS		
	CAN	1,379			1,379	CAN		
	OTHER	712			712	AUTRE		
COMMODITY TOTAL		12,780			12,780			TOTAL DE MARCHANDISE
CONC., COMPLETE FEEDS	U K	2,168	18		2,186	R U		CONC., PROV. COMPLETES
	DENMK	7,367			7,367	DANMK		
	GER	462	10,917		11,379	ALL		
	NETH	50			50	P.BAS		
	LIBER	186	5,300		5,486	LIBER		
	OTHER		10		10	AUTRE		
COMMODITY TOTAL		10,233	16,245		26,478			TOTAL DE MARCHANDISE
NON-ALCOHOLIC BEVERAGE WINES	OTHER	2			2	AUTRE		BOISSONS NON-ALCOOL. VINS
	U K		12		12	R U		
	GER	38			38	ALL		
COMMODITY TOTAL		38	12		50			TOTAL DE MARCHANDISE
FERM., ALCOHOLIC BEV. DIST. ALCOHOLIC BEV.	U K	162			162	R U		BOISS. ALCOOL. FERMEN.
	U K	592	11		603	R U		BOISS. ALCOOL. DIST.
	GER	68			68	ALL		
	NETH	16			16	P.BAS		
	PANAM	7			7	PANAM		
	OTHER		4		4	AUTRE		
COMMODITY TOTAL		683	15		698			TOTAL DE MARCHANDISE
TOBACCO NDA	U K	4,202	17,633		21,835	R U		TABACS NDA
	GER	116			116	ALL		
	GREEK	113			113	GRECQ		
	NORW	169	1		170	NORV		
	PANAM	190			190	PANAM		
	OTHER	1,173	906		2,079	AUTRE		
COMMODITY TOTAL		5,963	18,540		24,503			TOTAL DE MARCHANDISE
RAW HIDES AND SKINS	U K	781			781	R U		PEAUX ET CUIRS BRUT
	GER	664			664	ALL		
	NORW	1			1	NORV		
	LIBER	97			97	LIBER		
	OTHER	187			187	AUTRE		
COMMODITY TOTAL		1,730			1,730			TOTAL DE MARCHANDISE
CRUDE ANIMAL PRODUCTS	U K	637			637	R U		PR. BRUTS. ORIG. ANIM. NDA
	GER	56			56	ALL		
	NETH	8			8	P.BAS		
COMMODITY TOTAL		701			701			TOTAL DE MARCHANDISE
SEEDS FOR SOWING NDA	U K	1,383	50	1,057	2,490	R U		GRAINES DE SEMENCE NDA
	DENMK			475	475	DANMK		
	GER	296			296	ALL		
	GREEK	73		96	169	GRECQ		
	NETH			200	200	P.BAS		
	NORW	37		12	49	NORV		
	SWEDN			67	67	SUEDE		
	LIBER			22	22	LIBER		
	OTHER	239	3		242	AUTRE		
COMMODITY TOTAL		2,028	53	1,929	4,010			TOTAL DE MARCHANDISE
FLAXSEED	U K	12,380		14,336	26,716	R U		GRAINE DE LIN
	DENMK			6	6	DANMK		
	GER	6,337			6,337	ALL		
	GREEK	4,385			4,385	GRECQ		
	NORW	6,609			6,609	NORV		
	LIBER	9,939			9,939	LIBER		
	OTHER	2,403			2,403	AUTRE		
COMMODITY TOTAL		42,053		14,342	56,395			TOTAL DE MARCHANDISE
MUSTARD SEED	SWEDN			60	60	SUEDE		GRAINE DE MOUTARDE
RAPESEED	DENMK	998			998	DANMK		GRAINE DE COLZA
	NETH	5,233			5,233	P.BAS		
COMMODITY TOTAL		6,231			6,231			TOTAL DE MARCHANDISE
SOYA BEANS	U K	16,521			16,521	R U		GRAINE DE SOYA
	DENMK	3,618			3,618	DANMK		
	GER	439			439	ALL		
	GREEK	24,464			24,464	GRECQ		
	ITALY	14,961			14,961	ITAL		
	NETH	18,290			18,290	P.BAS		
	NORW	5,119			5,119	NORV		
	SWEDN	5,544			5,544	SUEDE		
	LIBER	6,248			6,248	LIBER		
	OTHER	7,840			7,840	AUTRE		
COMMODITY TOTAL		103,044			103,044			TOTAL DE MARCHANDISE

TABLE 1. CARGOES LOADED AT CANADIAN PORTS FOR FOREIGN COUNTRIES.

TABLEAU 1. MARCHANDISES CHARGÉES DANS LES PORTS CANADIENS À DESTINATION DE PAYS ÉTRANGERS.

COUNTRY OF DESTINATION AND KIND OF CARGO	REGISTRY OF VESSEL	ATLANTIC ATLANTIQUE	GREAT LAKES GRANDS LACS	PACIFIC PACIFIQUE	TOTAL TOTAL	IMMATIC. DU NAVIRE	PAYS DE DESTINATION ET MARCHANDISE
UNITED KINGDOM CONT. OIL SEEDS, NUTS NES	U K	119			119	R U	ROYAUME-UNI
	GREEK	44			44	GRECO	SUITE GRAINES, NOIX OLEAG. NDA
	NETH	1			1	P.BAS	
COMMODITY TOTAL		164			164		TOTAL DE MARCHANDISE
NURSERY, GREENHOUSE STOCK	U K	63		1	64	R U	PROD. PÉPINIÈRE, SERRE
	GER		17		17	ALL	
COMMODITY TOTAL		63	17	1	81		TOTAL DE MARCHANDISE
CRUDE VEG. PROD. NES	U K	61		1	61	R U	PR. BRUTS ORIG. VEG. NDA
	GFP	34			34	ALL	
COMMODITY TOTAL		95			95		TOTAL DE MARCHANDISE
LOGS	U K	105	64		169	R U	BILLES
	GER	1,294	42		1,336	ALL	
	LIBER	223			223	LIBRF	
COMMODITY TOTAL		1,622	106		1,728		TOTAL DE MARCHANDISE
ROLTS, ROUND TIMBER PULPWOOD	U K	19			19	R U	BILLOTS, BOIS ROUNDS
	U K	39,984			39,984	R U	BOIS À PÂTE
	DENMK	4,400		596	4,996	DANMK	
	NORW	95,670			95,670	NORV	
	SWEDN	35,724			35,724	SUEDE	
	OTHER	16,751			16,751	AUTRE	
COMMODITY TOTAL		192,529		596	193,125		TOTAL DE MARCHANDISE
WOOL AND ANIMAL HAIR	U K	30			30	R U	LAINF, POILS ANIMAL
	NORW	1			1	NORV	
COMMODITY TOTAL		31			31		TOTAL DE MARCHANDISE
TEXTILE FIBRES NES	U K	227			227	R U	FIBRES TEXTILES NDA
	NETH	63			63	P.BAS	
	OTHER	40			40	AUTRE	
COMMODITY TOTAL		330			330		TOTAL DE MARCHANDISE
IRON ORE AND CONC	U K	2,470,842			2,470,842	R U	MINÉRAI, CONC. DE FER
	GER	36,736			36,736	ALL	
	GREEK	208,337			208,337	GRECO	
	ITALY	193,438			193,438	ITAL	
	NETH	150,105			150,105	P.BAS	
	NORW	721,174			721,174	NORV	
	SWEDN	64,664			64,664	SUEDE	
	LIBER	1,068,061			1,068,061	LIBRF	
	JAPAN	93,695			93,695	JAPCN	
	CAN	27,918			27,918	CAN	
	OTHER	407,841			407,841	AUTRE	
COMMODITY TOTAL		5,442,811			5,442,811		TOTAL DE MARCHANDISE
LEAD ORE AND CONC.	U K			650	650	R U	MINÉRAI, CONC. DE PLOMB
	SWEDN	5,051			5,051	SUEDE	
COMMODITY TOTAL		5,051		650	5,701		TOTAL DE MARCHANDISE
NICKEL-COPPER ORE	U K	48,484			48,484	R U	MINÉRAI, DE CUIVRE-NICKEL
	GER	2,664			2,664	ALL	
	GREEK	3,759			3,759	GRECO	
	NORW	4,347			4,347	NORV	
	OTHER	2,246			2,246	AUTRE	
COMMODITY TOTAL		61,500			61,500		TOTAL DE MARCHANDISE
TITANIUM ORE	U K	41,755			41,755	R U	MINÉRAI DE TITANE
ZINC ORE AND CONC.	U K	47,848		540	48,388	R U	MINÉRAI, CONC. DE ZINC
	SWEDN	6,720			6,720	SUEDE	
COMMODITY TOTAL		54,568		540	55,108		TOTAL DE MARCHANDISE
ORES AND CONC. NES	U K	2,552		2,086	4,638	R U	MINÉRAIS ET CONC. NDA
	DENMK			40	40	DANMK	
	GER	322			322	ALL	
	GREEK	7		198	205	GRECO	
	NETH	10		1,343	1,353	P.BAS	
	NORW	52		4,174	4,226	NORV	
	SWEDN			385	385	SUEDE	
	OTHER	532			532	AUTRE	
COMMODITY TOTAL		3,476		8,226	11,702		TOTAL DE MARCHANDISE
IRON AND STEEL SCRAP	U K	1,044			1,044	R U	DÉCHETS DE FER, D'ACIER
	DENMK			1	1	DANMK	
	GER	9,835			9,835	ALL	
	SWEDN			3	3	SUEDE	
	LIBER		3,640		3,640	LIBRF	
	PANAM	6,720	8,429		15,149	PANAM	
COMMODITY TOTAL		17,599	12,069		29,672		TOTAL DE MARCHANDISE
NON-FERROUS MET. SCRAP	U K	2,661		60	2,721	R U	DÉCHETS METAL. NON FER.
	GER	2,079			2,079	ALL	
	GREEK			12	12	GRECO	
	NETH	60			60	P.BAS	
	NORW	18			18	NORV	
	OTHER	32			32	AUTRE	
COMMODITY TOTAL		4,850		72	4,922		TOTAL DE MARCHANDISE
SLAG, DROSS, BY-PRODUCTS	U K	30,266			30,266	R U	POUS. GUEUL. SCOR. PROD.
	DENMK			58	58	DANMK	
	GER	27,399	5		27,404	ALL	
	NORW	16,860			16,860	NORV	
COMMODITY TOTAL		74,525	5	58	74,588		TOTAL DE MARCHANDISE
COAL, BITUMINOUS ASBESTOS	GER	3			3	ALL	CHARBON BITUMINEUX
	U K	46,993		291	47,284	R U	AMIANTE
	GER	16,087		9,761	25,848	ALL	
	GREEK			50	50	GRECO	
	NETH	936			936	P.BAS	

TABLE 1. CARGOES LOADED AT CANADIAN PORTS FOR FOREIGN COUNTRIES.

TABLEAU 1. MARCHANDISES CHARGÉES DANS LES PORTS CANADIENS A DESTINATION DE PAYS ÉTRANGERS.

COUNTRY OF DESTINATION AND KIND OF CARGO	REGISTRY OF VESSEL	ATLANTIC ATLANTIQUE	GREAT LAKES GRANDS LACS	PACIFIC PACIFIQUE	TOTAL TOTAL	IMMTRIC. DU NAVIRE	PAYS DE DESTINATION ET MARCHANDISE
UNITED KINGDOM CONT.							ROYAUME-UNI SUITE
	NORW			2,027	2,027	NORV	
	LIBER	858			858	LIBER	
	PANAM	315			315	PANAM	
	OTHER	1,134			1,134	AUTRE	
COMMODITY TOTAL		66,223		12,129	78,452		TOTAL DE MARCHANDISE
CLAY MATERIALS NES	U K	339			339	R U	MATIERES ARGIL.NDA
STONE, CRUDE NES	U K		2		2	R U	PIERRE BRUTE NDA
CRUDE NON-MET. MIN. NES	U K	2,198		1	2,199	R U	MIN. NON-MET. BRUTS NOA
	GER	120			120	ALL	
	NETH	1,680			1,680	P. BAS	
	PANAM	4,289			4,289	PANAM	
	OTHER	181			181	AUTRE	
COMMODITY TOTAL		8,468		1	8,469		TOTAL DE MARCHANDISE
COTTON, TEXTILE WASTE	U K	28			28	R U	DECHETS DE COTON, TEXT.
	GER		17		17	ALL	
COMMODITY TOTAL		28	17		45		TOTAL DE MARCHANDISE
WASTE AND SCRAP NES	U K	1,042			1,042	P U	DECHETS ET REBUTS NDA
	DENMK			57	57	DANMK	
	GER	37			37	ALL	
	NETH			87	87	P. BAS	
COMMODITY TOTAL		1,079		144	1,223		TOTAL DE MARCHANDISE
LEATHER	U K	6			6	R U	CUIR
	GER	3	1		4	ALL	
	LIBER	2			2	LIBEP	
COMMODITY TOTAL		11	1		12		TOTAL DE MARCHANDISE
FURS, DRESSED	U K	10			10	R U	FOURRURES APPRETEES
RUBBER FAB. MATERIALS	U K	81			81	R U	DEMI-PROD. CAOUTCHOUC
	GER	19			19	ALL	
COMMODITY TOTAL		100			100		TOTAL DE MARCHANDISE
LUMBER AND TIMBER	U K	25,033	166	127,106	152,305	P U	BOIS COUVRE ET CHARP.
	DENMK	1,102		13,191	14,293	DANMK	
	GER	15,964	281	30,516	46,761	ALL	
	GREEK	742		53,045	53,787	GREQO	
	NETH	35		15,621	15,656	P. BAS	
	NORW	21,103	9	355,967	377,079	NORV	
	SWEDN			12,561	12,561	SUEDE	
	LIBER	1,865		65,505	67,370	LIBER	
	PANAM	776			776	PANAM	
	OTHER	7,426	30	62,502	69,967	AUTRE	
COMMODITY TOTAL		74,046	495	736,014	810,555		TOTAL DE MARCHANDISE
FLOORING	U K	1,500	8		1,508	R U	LAMES POUR PARQUET
	GEP	269	100		369	ALL	
	GREEK	59			59	GREQO	
	NORW	67	5		72	NORV	
	LIBER	52			52	LIBER	
	OTHER	247	80		327	AUTRE	
COMMODITY TOTAL		2,194	193		2,387		TOTAL DE MARCHANDISE
SHINGLES AND SHAKES	GEP			10	10	ALL	BARDEAUX, BARD. FACADE
	GREEK			714	714	GREQO	
	NORW			316	316	NORV	
	LIBER			44	44	LIBER	
	OTHER			1	1	AUTRE	
COMMODITY TOTAL				1,085	1,085		TOTAL DE MARCHANDISE
SAWMILL PRODUCTS NES	U K	628			628	R U	SCIAGES NDA
	GER	21	40		61	ALL	
	PANAM	136			136	PANAM	
COMMODITY TOTAL		785	40		825		TOTAL DE MARCHANDISE
VENEER, PLYWOOD	U K	1,280	5	10,562	11,847	R U	PLACAGES, CONTRE-PLAQ.
	DENMK			25	25	DANMK	
	GEP	157		1,330	1,487	ALL	
	GREEK			18,596	18,596	GREQO	
	NETH	11			11	P. BAS	
	NORW			33,794	33,794	NORV	
	SWEDN			5,519	5,519	SUEDE	
	LIBER	5		12,588	12,593	LIBER	
	OTHER	122	77	32,220	32,419	AUTRE	
COMMODITY TOTAL		1,575	82	114,634	116,291		TOTAL DE MARCHANDISE
COOPERAGE STOCK	GER	490			490	ALL	DEMI-PROD. TONNELLERIE
	GREEK	2,185			2,185	GREQO	
COMMODITY TOTAL		2,675			2,675		TOTAL DE MARCHANDISE
WOOD FAB. MATERIALS	U K	4,370			4,370	R U	DEMI-PRODUITS EN BOIS
	GER	670	14		686	ALL	
	NETH	32		2	32	P. BAS	
	NORW	58			58	NORV	
	LIBER	11			11	LIBER	
	PANAM	1			1	PANAM	
	OTHER	382	4	1	387	AUTRE	
COMMODITY TOTAL		5,524	18	3	5,545		TOTAL DE MARCHANDISE
PULP	U K	56,409	12,545	35,916	104,870	R U	PATE
	DENMK	1,000		11,272	12,272	DANMK	
	GER	32,680	7,916	35,673	76,269	ALL	
	GREEK	221		9,829	10,050	GREQO	
	NETH	240		1,324	1,564	P. BAS	
	NORW	26,696		53,940	80,636	NORV	
	SWEDN	58		1,852	1,910	SUEDE	
	LIBER	1,596		4,842	6,438	LIBER	



TABLE 1. CARGOES LOADED AT CANADIAN PORTS FOR FOREIGN COUNTRIES.

TABLEAU 1. MARCHANDISES CHARGÉES DANS LES PORTS CANADIENS A DESTINATION DE PAYS ÉTRANGERS.

COUNTRY OF DESTINATION AND KIND OF CARGO	REGISTRY OF VESSEL	ATLANTIC ATLANTIQUE	GREAT LAKES GRANDS LACS	PACIFIC PACIFIQUE	TOTAL TOTAL	IMMATIC. DU NAVIRE	PAYS DE DESTINATION ET MARCHANDISE
UNITED KINGDOM CONT.							ROYAUME-UNI SUITE
COMMODITY TOTAL NEWSPRINT PAPER	PANAM OTHER	1,200 8,739		34,213	1,200 42,952	PANAM AUTPE	
	U K DENMK GER GREEK ITALY NETH NORW SWEDN LIRER CAN OTHER	128,839 83,076 5,677 36,088 6,402 6,177 135 200,291 50,296	20,461	188,861 2,113	338,161 85,189 5,677 36,088 6,402 6,177 135 211,417 4,757 55,053 10,256 1,226 107,939	R U DANMK ALL GRECO ITAL P.BAS NORV SUEDE LIRER CAN AUTPE	TOTAL DE MARCHANDISE PAPIER JOURNAL
COMMODITY TOTAL PAPER NES	U K GER NETH LIRER OTHER	4,409 1,887 246 515 519	25	510 1,937	4,944 3,824 246 515 1,367	R U ALL P.BAS LIRER AUTRE	TOTAL DE MARCHANDISE PAPIER NDA
COMMODITY TOTAL PAPERBOARD	U K DENMK GER GREEK NETH NORW LIRER OTHER	7,576 15,195 1,768 5,073 114 300 2,586 294 74,534 99,854	7 32	841 3,208 1,227	10,896 16,412 1,768 5,073 114 300 11,509 294 99,719 135,189	R U DANMK ALL GRECO P.BAS NORV LIRER AUTPE	TOTAL DE MARCHANDISE CARTON
COMMODITY TOTAL BLDG.PAPER AND BOARD	U K DENMK GER GREEK NORW LIRER OTHER	441 147 25 16 39 668 101 212 313		817 9 2,016 2,568 545 579 6,534	1,258 9 147 2,016 2,593 561 618 7,202	R U DANMK ALL GRECO NORV LIRER AUTPE	TOTAL DE MARCHANDISE PLAQ.CONSTR.,PAP/CART.
COMMODITY TOTAL WET MACHINE BOARD	U K GER	101 212			101 212	R U ALL	TOTAL DE MARCHANDISE CARTON EN PATE PRESSE
COMMODITY TOTAL TEXTILE FAB.MTL NES	U K GER NETH LIRER PANAM OTHER	3,224 1,232 32 5 2 255	6 1		3,230 1,233 32 5 2 265	R U ALL P.BAS LIRER PANAM AUTPE	TOTAL DE MARCHANDISE OUVR.EN MAT.TEXT.NDA
COMMODITY TOTAL ANIMAL OILS,EXC.MARINE	U K NORW	4,750 4,314	10 17		4,767 4,314	R U NORV	TOTAL DE MARCHANDISE HUIL.ANIM.SAUF AN.MAR.
COMMODITY TOTAL FISH,MARINE ANIMAL OIL	U K NORW	18,331 22,645	1,891 1,891		20,222 24,536	R U NORV	TOTAL DE MARCHANDISE HUIL.DE POISSON,AN.MAR
COMMODITY TOTAL SOYABEAN OIL	U K NORW	544 8,061 8,605			544 8,061 8,605	R U NORV	TOTAL DE MARCHANDISE HUIL.DE SOYA
COMMODITY TOTAL VEG.OILS,FATS NES	U K GER NORW	621 263 127 6,655 7,045	11,262 11,159 22,421		11,883 11,159 23,042 263 127 10,340 10,730	R U NORV P U ALL NORV	TOTAL DE MARCHANDISE HUIL.MAT.GRAS.VEG.NDA
COMMODITY TOTAL OILS,FATS,WAXES NES	U K DENMK NORW	6 3,321 3,327		450	6 450 8,331	R U DANMK NORV	TOTAL DE MARCHANDISE HUIL.MAT.GRAS.CIRE NDA
COMMODITY TOTAL METALLIC SALTS	U K DENMK GER NETH OTHER	2,938 1,563 3,194 2 789	5,010 5,010	450	2,938 1,563 3,194 2 789	R U DANMK ALL P.BAS AUTPE	TOTAL DE MARCHANDISE SFLS METALLIQUES
COMMODITY TOTAL INORGANIC CHEMS. NES	U K DENMK GER GREEK NETH NORW SWEDN LIRER OTHER	8,486 57,823 174 3,111 90 118 113 70 347		12 1,200 15	8,486 57,823 174 4,323 105 118 1,013 9 70 347	R U DANMK ALL GRECO P.BAS NORV SUEDE LIRER AUTPE	TOTAL DE MARCHANDISE PROD.CHM.INORG.NDA
COMMODITY TOTAL GLYCOL	NORW	61,846	912	1,224	63,982	NORV	TOTAL DE MARCHANDISE GLYCOL
COMMODITY TOTAL ORGANIC CHEMICALS NES	U K DENMK GER GREEK	8,100 3,136 76	928 170	75 679	9,112 679 3,306 76	R U DANMK ALL GREEK	TOTAL DE MARCHANDISE PROD.CHM.ORGAN.NDA

TABLE 1. CARGOES LOADED AT CANADIAN PORTS FOR FOREIGN COUNTRIES.

TABLEAU 1. MARCHANDISES CHARGÉES DANS LES PORTS CANADIENS A DESTINATION DE PAYS ÉTRANGERS.

COUNTRY OF DESTINATION AND KIND OF CARGO	REGISTRY OF VESSEL	ATLANTIC ATLANTIQUE	GREAT LAKES GRANDS LACS	PACIFIC PACIFIQUE	TOTAL TOTAL	IMMATIC. DU NAVIRE	PAYS DE DESTINATION ET MARCHANDISE
UNITED KINGDOM CONT.							ROYAUME-UNI SUITE
	NETH	453			453	P.BAS	
	NORW	10,823	37,827	78	43,728	NORW	
	LIBER	3,377	45		3,422	LIBER	
	PANAM	5			5	PANAM	
	OTHER	360	158		518	AUTRE	
COMMODITY TOTAL		26,339	34,128	832	61,299		TOTAL DE MARCHANDISE
EXPLOS., FUSES, CAPS	DENMK	298			298	DANMK	EXPLOS., AMORCES, DÉT.
	OTHER	32			32	AUTRE	
COMMODITY TOTAL		330			330		TOTAL DE MARCHANDISE
POTASH	GER			2,240	2,240	ALL	POTASSE
FERTILIZERS NES	U K	603			603	R U	ENGRAIS CHIMIQUE NDA
	GER	40			40	ALL	
COMMODITY TOTAL		643			643		TOTAL DE MARCHANDISE
AGRICULTURAL CHEMICALS	U K	52		2	54	R U	PROD. CHIM. AGRICOLES
	GER	195	35		230	ALL	
	GREEK			2	2	GREQO	
	NETH	276			276	P.BAS	
	SWEDN			2	2	SUEDE	
	OTHER		84		84	AUTRE	
COMMODITY TOTAL		523	119	6	648		TOTAL DE MARCHANDISE
SYNTHETIC RUBBER	U K	3,240	7,710		10,950	R U	CAOUTCHOUC SYNTHETIQUE
	GER	418	2,731		3,149	ALL	
	NORW		9,128		9,128	NORW	
	LIBER	18			18	LIBER	
	OTHER	882			882	AUTRE	
COMMODITY TOTAL		4,558	19,569		24,127		TOTAL DE MARCHANDISE
PLASTIC MATERIALS	U K	9,077			9,077	R U	MATIERES PLASTIQUES
	GER	2,092	431		2,523	ALL	
	GREEK	354			354	GREQO	
	NETH	90			90	P.BAS	
	NORW	1,680	9,075		10,755	NORW	
	LIBER	197			197	LIBER	
	PANAM	3			3	PANAM	
	OTHER	407	2		409	AUTRE	
COMMODITY TOTAL		13,900	9,508		23,408		TOTAL DE MARCHANDISE
WAX, STUFF, PIGMENT, PAINT	U K	4,355			4,355	R U	MAT. COLOR. PIG. PEINTURE
	GER	10			10	ALL	
	NETH	3			3	P.BAS	
	NORW	3		2	5	NORW	
COMMODITY TOTAL		4,371		2	4,373		TOTAL DE MARCHANDISE
CHEM. SPECIALTIES NES	U K	1,313		2	1,315	R U	PROD. CHIM. SPECIAUX NDA
	GER	584	3		587	ALL	
	NETH			2	2	P.BAS	
	NORW	501	2		503	NORW	
	LIBER	22			22	LIBER	
	OTHER	20	37		57	AUTRE	
COMMODITY TOTAL		2,440	42	4	2,486		TOTAL DE MARCHANDISE
GASOLINE	OTHER	8			8	AUTRE	ESSENCE
FUEL OIL	U K		6		6	R U	MAZOUT
	GER	216	18		234	ALL	
COMMODITY TOTAL		216	24		240		TOTAL DE MARCHANDISE
LUBRICATING OIL, GREASE	U K	5			5	R U	HUILE, GRAISSE LUBRIF.
	GER	31			31	ALL	
COMMODITY TOTAL		36			36		TOTAL DE MARCHANDISE
COKE	U K	1,053			1,053	R U	COKE
	GER	100			100	ALL	
COMMODITY TOTAL		1,153			1,153		TOTAL DE MARCHANDISE
ASPHALTS, ROAD OILS	U K	7			7	R U	ASPHALTE, BITUME LIQD.
	GER	3			3	ALL	
COMMODITY TOTAL		10			10		TOTAL DE MARCHANDISE
PETROL, COAL PROD. NES	U K	292			292	R U	DERIVE PETR. CHARR. NDA
	GER	163			163	ALL	
	NETH	95			95	P.BAS	
	LIBER	193			193	LIBER	
	OTHER	1			1	AUTRE	
COMMODITY TOTAL		744			744		TOTAL DE MARCHANDISE
FERRO-ALLOYS	U K	28,488			28,488	R U	FERRO-ALLIAGES
	GER	2,874	1,116		3,990	ALL	
	NORW		7,770		7,770	NORW	
COMMODITY TOTAL		31,362	8,886		40,248		TOTAL DE MARCHANDISE
PRIMARY IRON, STEEL NES	U K	566			566	R U	FER, ACIER PRIMAIR. NDA
	DENMK	680			680	DANMK	
	GER	11,315			11,315	ALL	
	GREEK	20			20	GREQO	
COMMODITY TOTAL		12,581			12,581		TOTAL DE MARCHANDISE
CASTINGS, FORGINGS	U K	69	2,162		2,231	R U	MOUL. PIÈCES FORGÉES
	GER	6			6	ALL	
COMMODITY TOTAL		75	2,162		2,237		TOTAL DE MARCHANDISE
BARS AND RODS, STEEL	U K	11,200	15,186		26,386	R U	BARRES ET TIGES ACIER
	DENMK	3,148			3,148	DANMK	
	GER	5,493	1,559		7,052	ALL	
	NETH	1,378			1,378	P.BAS	
	NORW			3,352	3,352	NORW	
	LIBER	660			660	LIBER	
	PANAM	84			84	PANAM	
	OTHER	3,899	17,684		21,583	AUTRE	
COMMODITY TOTAL		25,862	34,429	3,352	63,643		TOTAL DE MARCHANDISE

TABLE 1. CARGOES LOADED AT CANADIAN PORTS FOR FOREIGN COUNTRIES.

TABLEAU 1. MARCHANDISES CHARGEES DANS LES PORTS CANADIENS A DESTINATION DE PAYS ETRANGERS.

COUNTRY OF DESTINATION AND KIND OF CARGO	REGISTRY OF VESSEL	ATLANTIC ATLANTIQUE	GREAT LAKES GRANDS LACS	PACIFIC PACIFIQUE	TOTAL TOTAL	IMMATIC. DU NAVIRE	PAYS DE DESTINATION ET MARCHANDISE
UNITED KINGDOM CONT. PLATE & SHEET STEEL	U K GER NORW LIBER OTHER	9,499 702 112 3,339	2,670		12,169	R U ALL NORV LIBER AUTRE	ROYAUME-UNI SUITE TOLES, FEUILLES D'ACIER
COMMODITY TOTAL STRUCTURAL SHAPES	U K GER PANAM OTHER	13,652 5,311 1,803 415	2,728 15		16,380 5,326 1,803 415	R U ALL PANAM AUTRE	TOTAL DE MARCHANDISE PROFILES DE CONSTRUCT.
COMMODITY TOTAL RAILS & TRACK MATERIAL PIPES, TUBES: IRON, STEEL	U K U K GER	49 168 11	15 35		7,545 49 203 11	R U R U ALL	TOTAL DE MARCHANDISE RAILS, MAT. VOIE FERREE TUYAUX, TUBES: FER, ACIER
COMMODITY TOTAL WIRE	U K GER GREEK NORW OTHER	179 57 30 36	35 16 42		214 73 72 36 19 19	R U ALL GREECQ NORV AUTRE	TOTAL DE MARCHANDISE FIL METALLIQUE
COMMODITY TOTAL ALUMINIUM	U K DENMK GER GREEK NETH PANAM OTHER	123 61,284 38,319 71,761 5,918 1 1,678 15,143	96		219 61,284 38,319 71,763 5,918 1 1,678 15,143	R U DANMK ALL GREECQ P.BAS PANAM AUTRE	TOTAL DE MARCHANDISE ALUMINIUM
COMMODITY TOTAL COPPER AND ALLOYS	U K DENMK GER GREEK NETH NORW SWEON LIBER PANAM OTHER	194,104 86,593	2 538	48 34	194,106 87,179	R U DANMK ALL GREECQ P.BAS NORV SUEDE LIBER PANAM AUTRE	TOTAL DE MARCHANDISE CUIVRE ET ALLIAGES
COMMODITY TOTAL LEAD AND ALLOYS	U K DENMK GER GREEK NETH NORW SWEDN	93,237 5,877	538	102 10,519 4,741 15,702	93,877 16,396 4,741 15,702	R U DANMK ALL GREECQ P.BAS NORV SUEOE	TOTAL DE MARCHANDISE PLOMB ET ALLIAGES
COMMODITY TOTAL NICKEL AND ALLOYS	U K GER GREEK NORW OTHER	6,324 14,983 4,181 3,100 1,258 2,614	15 33	41,361	47,685 14,998 4,214 3,100 1,258 2,614	R U ALL GREECQ NORV AUTRE	TOTAL DE MARCHANDISE NICKEL ET ALLIAGES
COMMODITY TOTAL ZINC AND ALLOYS	U K DENMK GER GREEK NETH NORW SWEDN LIBER PANAM OTHER	26,136 25,580	48	11,953 9,024 13,523 2,410 1,644 8,640 4,131	26,184 37,533 9,024 15,480 3,913 1,824 10,755 4,131 568 555 1,179	R U DANMK ALL GREECQ P.BAS NORV SUEDE LIBER PANAM AUTRE	TOTAL DE MARCHANDISE ZINC ET ALLIAGES
COMMODITY TOTAL NON-FERROUS METALS NES	U K DENMK GER GREEK NETH NORW SWEDN LIBER PANAM OTHER	33,637 1,447		51,325 3,551	84,962 4,998	R U DANMK ALL GREECQ P.BAS NORV SUEDE LIBER PANAM AUTRE	TOTAL DE MARCHANDISE METAUX NON-FERREUX NDA
COMMODITY TOTAL METAL FAB. BASIC PROD.	U K DENMK GER GREEK NETH NORW SWEDN LIBER PANAM OTHER	3,448 4,090 259 654	10 59	3,716 2,923	7,164 7,023	R U DANMK ALL GREECQ P.BAS NORV SUEDE LIBER PANAM AUTRE	TOTAL DE MARCHANDISE OUVR. DE BASE EN METAL
COMMODITY TOTAL		5,307	94	2,982	8,383		TOTAL DE MARCHANDISE



TABLE 1. CARGOES LOADED AT CANADIAN PORTS FOR FOREIGN COUNTRIES.

TABLEAU 1. MARCHANDISES CHARGÉES DANS LES PORTS CANADIENS A DESTINATION DE PAYS ÉTRANGERS.

COUNTRY OF DESTINATION AND KIND OF CARGO	REGISTRY OF VESSEL	ATLANTIC ATLANTIQUE	GREAT LAKES GRANDS LACS	PACIFIC PACIFIQUE	TOTAL TOTAL	IMMATIC. DU NAVIRE	PAYS DE DESTINATION ET MARCHANDISE
UNITED KINGDOM CONT. BUILDING BRICK, CLAY BRICKS, TILES NES	GER U K GER LIBER	665 2,692 520 344			665 2,692 520 344	ALL R U ALL LIBER	ROYAUME-UNI SUITE BRIQ.A BATIR ARGILE BRIQUES, TUILES NDA
COMMODITY TOTAL GLASS BASIC PRODUCTS	U K OTHER	3,556 90	6		3,556 96	R U AUTRE	TOTAL DE MARCHANDISE OUVR.DE BASE EN VERRE
COMMODITY TOTAL ASBESTOS BASIC PROD.	U K GER OTHER	164 1,963 131 703	6		170 1,963 131 703	R U ALL AUTRE	TOTAL DE MARCHANDISE OUVR.DE BASE AMIANTE
COMMODITY TOTAL CEMENT CEMENT BASIC PROD. NON-MET.MIN.BASIC PROD	U K U K U K GER GREEK NORW SWEON OTHER	10 55 1,145 1,436 50	862	3	2,010 3,459	R U R U R U ALL GRECO NORV SUEDE AUTRE	TOTAL DE MARCHANDISE CIMENT OUVR.DE BASE CIMENT PRDO.MIN.NON-MET.BASE
COMMODITY TOTAL MISC.FABRICATED PROD.	U K DENMK GER NETH LIBER	2,631 384 621 66 137	5,305	9	7,945 384 621 66 137	R U DANMK ALL P.BAS LIBER	TOTAL DE MARCHANDISE OUVRAGES DIVERS
COMMODITY TOTAL TRACTORS	U K NORW	1,208 1,550		10	1,218 1,550	R U NORV	TOTAL DE MARCHANDISE TRACTEURS
COMMODITY TOTAL MACHINERY NES	U K DENMK GER GREEK NETH NORW SWEON LIBER PANAM OTHER	4,777 532 70 50 253 3	241	26 15 3 3	5,044 15 657 73 50 72 3 253 3	R U DANMK ALL GRECO P.BAS NORV SUEDE LIBER PANAM AUTRE	TOTAL DE MARCHANDISE MACHINES NDA
COMMODITY TOTAL RAILWAY ROLLING STOCK PASS.AUTOS AND CHASSIS	U K U K GER NORW PANAM OTHER	5 87 11 2 54	1 6	1	5 90 17 1 2 54	R U R U ALL NORV PANAM AUTRE	TOTAL DE MARCHANDISE MAT.ROUL.DE CH.DE FER VOITURES PART.,CHASSIS
COMMODITY TOTAL BUSES AND CHASSIS TRUCKS AND CHASSIS	U K U K GER PANAM	154 1 680 65	7	3	164 1 680 65	R U R U ALL PANAM	TOTAL DE MARCHANDISE AUTOBUS ET CHASSIS CAMIONS ET CHASSIS
COMMODITY TOTAL MOTOR VEHICLE ENGINES	U K GER GREEK NETH NORW LIBER OTHER	745 865 240 182 39 106 1 181	8	15	753 865 255 182 39 106 1 182	R U ALL GRECO P.BAS NORV LIBER AUTRE	TOTAL DE MARCHANDISE MOTEURS DE VEH.AUTOM.
COMMODITY TOTAL ROAD MOTOR VEH. NES	GER NETH PANAM	1,614 6 1 4	16		1,630 6 1 4	ALL P.BAS PANAM	TOTAL DE MARCHANDISE VEH.AUTOM.ROUTIERS NOA
COMMODITY TOTAL SHIPS, AIRCRAFT, MIS.VEH	U K GER GREEK NETH SWEON LIBER OTHER	11 40 83 38 6 39	1	4 6	11 41 87 38 5 6 44	R U ALL GRECO P.BAS SUEDE LIBER AUTRE	TOTAL DE MARCHANDISE NAVIRES, AVIONS, VEH.DIV
COMMODITY TOTAL RUBBER TIRES AND TUBES	U K GER SWEON PANAM OTHER	206 25 30 11	10 5	11	227 30 30 11	R U ALL SUEDE PANAM AUTRE	TOTAL DE MARCHANDISE PNEUS, CHAMBRES A AIR
COMMODITY TOTAL EQUIPMENT MISC.	U K DENMK GER GREEK NETH NORW LIBER	66 5,372 37 1,049 156 62 70 13	24 26	2	92 5,398 43 1,195 168 62 83 13	R U DANMK ALL GRECO P.BAS NORV LIBER	TOTAL DE MARCHANDISE MATERIEL OIIVERS

TABLE 1. CARGOES LOADED AT CANADIAN PORTS FOR FOREIGN COUNTRIES.

TABLEAU 1. MARCHANDISES CHARGÉES DANS LES PORTS CANADIENS A DESTINATION DE PAYS ÉTRANGERS.

COUNTRY OF DESTINATION AND KIND OF CARGO	REGISTRY OF VESSEL	ATLANTIC ATLANTIQUE	GREAT LAKES GRANDS LACS	PACIFIC PACIFIQUE	TOTAL TOTAL	IMMATIC. DU NAVIRE	PAYS DE DESTINATION ET MARCHANDISE
UNITED KINGDOM CONT.							ROYAUME-UNI SUITE
	PANAM	7			7	PANAM	
	OTHER	144	91		235	AUTRE	
COMMODITY TOTAL		6,910	276	18	7,204		TOTAL DE MARCHANDISE
PERSONAL, HOUSEHOLD GOODS	U K	2,183	47	78	2,308	R U	ART. PERS. ET MENAGERS
	DENMK			43	43	DANMK	
	GER	974	77		1,051	ALL	
	GREEK	27		8	35	GRECC	
	NETH	81		19	100	P.BAS	
	NORW	1	62	6	69	NORV	
	SWEDN			64	64	SUEDE	
	LIBER	5			5	LIBER	
	PANAM	5			5	PANAM	
	OTHER	77	86		163	AUTRE	
COMMODITY TOTAL		3,353	272	218	3,843		TOTAL DE MARCHANDISE
CONTAINERS, CLOSURES	U K	8,680	3	94	8,777	R U	CONTENEURS, FERMETURES
	DENMK	2,156		95	2,251	DANMK	
	GER	3,162	2		3,164	ALL	
	GREEK	2,272			2,272	GRECC	
	NETH			2	2	P.BAS	
	NORW	1,840			1,840	NORV	
	LIBER	4			4	LIBER	
	PANAM	2			2	PANAM	
COMMODITY TOTAL		18,116	5	191	18,312		TOTAL DE MARCHANDISE
MISC. END PRODUCTS NES	U K	1,299	276		1,575	R U	PRODUITS FINIS DIV. NDA
	DENMK	141			141	DANMK	
	GER	703	25		728	ALL	
	GREEK	301		3	304	GRECC	
	NETH	296			296	P.BAS	
	NORW	144	26		170	NORV	
	LIBER	201			201	LIBER	
	PANAM	15			15	PANAM	
	OTHER	8	23		31	AUTRE	
COMMODITY TOTAL		3,108	350	3	3,461		TOTAL DE MARCHANDISE
GENERAL CARGO	U K	42,378	6,373		48,751	R U	MARCHANDISES DIVERSES
	DENMK	267		8	275	DANMK	
	GER	9,940	20		9,960	ALL	
	GREEK	330			330	GRECC	
	NETH	1,699			1,699	P.BAS	
	NORW	426	21	4	451	NORV	
	SWEDN			18	18	SUEDE	
	LIBER	77			77	LIBER	
	OTHER	522	37		559	AUTRE	
COMMODITY TOTAL		55,639	6,451	30	62,120		TOTAL DE MARCHANDISE
COUNTRY/REGION TOTAL		10,388,429*	479,554*	1,368,094*	12,236,077*		TOTAL DE PAYS/REGION
GIBRALTAR BARLEY	LIBER	24,580			24,580	LIBER	GIBRALTAR ORGE
COUNTRY/REGION TOTAL		24,580*	*	*	24,580*		TOTAL DE PAYS/REGION
MALTA AND GOZO WHEAT	OTHER	21,053			21,053	AUTRE	MALTE ET GOZZO BLE
MISC. FOOD PREP. NES	GREEK		3		3	GRECC	DIV. PREP. ALIM. NDA
PERSONAL, HOUSEHOLD GOODS	GREEK		5		5	GRECC	ART. PERS. ET MENAGERS
MISC. END PRODUCTS NES	GREEK		1		1	GRECC	PRODUITS FINIS DIV. NDA
GENERAL CARGO	ITALY	5			5	ITAL	MARCHANDISES DIVERSES
COUNTRY/REGION TOTAL		21,058*	9*	*	21,067*		TOTAL DE PAYS/REGION
AUSTRIA VENEER, PLYWOOD PULP	LIBER			2	2	LIBER	AUTRICHE
	ITALY			341	341	ITAL	PLACAGES, CONTRE-PLAQ. PATE
COUNTRY/REGION TOTAL		*	*	343*	343*		TOTAL DE PAYS/REGION
BELGIUM-LUXEMB MEAT, FRESH OR FROZEN	GER	332	42		374	ALL	BELGIQUE-LUX. VIANDE, FRAICHE / CONG.
	SWEDN			98	98	SUEDE	
	OTHER			8	8	AUTRE	
COMMODITY TOTAL		332	42	106	480		TOTAL DE MARCHANDISE
MEAT, CURED	SWEDN			83	83	SUEDE	VIANDE FUMEE OU SALEE
MEAT AND MEAT PREP. NES	U K	34			34	R U	VIANDES ET PREP. NDA
	GER	13	5		18	ALL	
COMMODITY TOTAL		47	5		52		TOTAL DE MARCHANDISE
FISH, FRESH OR FROZEN	U K			123	123	R U	POISSON, FRAIS OU CONG.
	GER	15		130	145	ALL	
	GREEK	3			3	GRECC	
	NETH			102	102	P.BAS	
	SWEDN			246	246	SUEDE	
	OTHER			33	33	AUTRE	
COMMODITY TOTAL		18		634	652		TOTAL DE MARCHANDISE



TABLE 1. CARGOES LIAISON AT CANADIAN PORTS FOR FOREIGN COUNTRIES.

TABLEAU 1. MARCHANDISES CHARGÉES DANS LES PORTS CANADIENS A DESTINATION DE PAYS ÉTRANGERS.

COUNTRY OF DESTINATION AND KIND OF CARGO	REGISTRY OF VESSEL	ATLANTIC ATLANTIQUE	GREAT LAKES GRANDS LACS	PACIFIC PACIFIQUE	TOTAL TOTAL	IMMATIC. DU NAVIRE	PAYS DE DESTINATION ET MARCHANDISE
BELGIUM-LUXEMB CONT. FISH, SALTED OR CURED FISH, CANNED	OTHER U K GER NETH SWEFN OTHER	66  116   12			66 19 413 25 161 16 634	AUTRE R U ALL P.BAS SUEDE AUTRE	BELGIQUE-LUX. SUITE POISSON, SALE OU FUME POISSON EN BOITES
COMMODITY TOTAL LOBSTER	GER OTHER	128 57 2			762 57 2	ALL AUTRE	TOTAL DE MARCHANDISE HOMARD
COMMODITY TOTAL SHELL FISH, NES CHEESE MILK POWDER	GER GER U K GER OTHER	59 31 10 550 463 7,644			59 31 10 550 463 7,644	ALL ALL R U ALL AUTRE	TOTAL DE MARCHANDISE MOLLUSQUES CRUST., NDA FROMAGE LAIT EN POUDE
COMMODITY TOTAL DAIRY PROD., EGGS, HONEY	U K GER OTHER	8,657 4 57 80 141		1	8,657 5 57 80 142	R U ALL AUTRE	TOTAL DE MARCHANDISE PROD. LAIT., OEUF, MIEL
COMMODITY TOTAL BARLEY	U K GER GREEK NETH NORW SWEFN LIBER OTHER	13,879 6,720 15,752 15,718 14,881 21,413  12,409	13,879 13,124		13,879 19,844 15,752 15,718 14,881 21,413 1,600 12,409	R U ALL GRECO P.BAS NORV SUEDE LIBER AUTRE	TOTAL DE MARCHANDISE ORGE
COMMODITY TOTAL CORN	U K GER GREEK NORW LIBER JAPAN OTHER	86,893 3,293 9,968 35,910 31,836 40,204 2,665 10,965	28,603		115,496 3,293 9,968 35,910 31,836 40,204 2,665 10,965	R U ALL GRECO NORV LIBER JAPON AUTRE	TOTAL DE MARCHANDISE MAIS
COMMODITY TOTAL OATS	NETH NORW OTHER	134,841 4,202 3,733 7,935	10,146		134,841 10,146 4,202 3,733 18,081	P.BAS NORV AUTRE	TOTAL DE MARCHANDISE AVOINE
COMMODITY TOTAL RYE WHEAT	NORW U K GER GREEK NETH NORW SWEFN LIBER JAPAN OTHER	646 107,344 69,165 65,287 18,732 143,062 39,448 111,786 4,409 51,177 610,410	10,146		646 107,344 69,165 65,287 18,732 156,893 39,448 117,046 4,409 55,615 633,939	NORV R U ALL GRECO P.BAS NORV SUEDE LIBER JAPON AUTRE	TOTAL DE MARCHANDISE SEIGLE BLE
COMMODITY TOTAL WHEAT FLOUR CEREALS MILLED, NES MACARONI, CEREAL PROD. FRESH FRUITS, BERRIES FROZEN FRUITS, BERRIES FRUIT JUICES PEANUTS POTATOES VEGETABLES, FRESH VEGETABLES, FROZEN VEGETABLES, DRIED	GER GER GER OTHER OTHER OTHER OTHER GER GER GER NORW OTHER	1,234 1 5 1,012 227 19 55 93 78 28 624 560 90 1,274	5,260		1,234 1 5 1,012 227 19 55 93 78 28 624 560 90 1,274	ALL ALL ALL AUTRE AUTRE ALL AUTRE AUTRE ALL ALL ALL NORV AUTRE	TOTAL DE MARCHANDISE FARINE DE BLE CEREALES MOULUES, NDA PATES ALIM. PROD. CEREAL FRUITS, BAIES FRAIS FRUITS, BAIES CONGELES JUS DE FRUIT CACAHUETTES POMMES DE TERRE LEGUMES, FRAIS LEGUMES, CONGELES LEGUMES, SECS
COMMODITY TOTAL VEGETABLE PREP. NES	U K GER NORW OTHER	250 3 170 197 620	8		250 11 170 197 628	R U ALL NORV AUTRE	TOTAL DE MARCHANDISE PREP. DE LEGUMES NDA
COMMODITY TOTAL SPICES VINEGAR SAUSAGE SKINS, CASINGS MISC. FOOD PREP. NES	GER GER GER GER GREEK NETH OTHER	22 3 24 277 22 1 20 320	8	5	22 3 29 277 22 1 20 320	ALL ALL ALL ALL GRECO P.BAS AUTRE	TOTAL DE MARCHANDISE EPICES VINAIGRE BOYAUX A SAUCISSES DIV. PREP. ALIM. NDA
COMMODITY TOTAL OIL SEED MEAL, CAKE NES NON-ALCOHOLIC BEVERAGE DIST. ALCOHOLIC BEV.	GER OTHER GER NETH OTHER	21 322 15 61 398	1,659		21 322 15 61 398	ALL AUTRE ALL P.BAS AUTRE	TOTAL DE MARCHANDISE FAR. TOURT. OLEAG. NDA BOISSONS NON-ALCOOLIQ. BOISS. ALCOOL-DIST.
COMMODITY TOTAL CIGARETTES	GER	27			27	ALL	TOTAL DE MARCHANDISE CIGARETTES

TABLE 1. CARGOES LOADED AT CANADIAN PORTS FOR FOREIGN COUNTRIES.

TABLEAU 1. MARCHANDISES CHARGÉES DANS LES PORTS CANADIENS A DESTINATION DE PAYS ÉTRANGERS.

COUNTRY OF DESTINATION AND KIND OF CARGO	REGISTRY OF VESSEL	ATLANTIC ATLANTIQUE	GREAT LAKES GRANDS LACS	PACIFIC PACIFIQUE	TOTAL TOTAL	IMMATIC. DU NAVIRE	PAYS DE DESTINATION ET MARCHANDISE
BELGIUM-LUXEMB CONT.							BELGIQUE-LUX. SUITE
TOBACCO NES	GER	75			75	ALL	TABACS NDA
RAW HIDES AND SKINS	GER	215	24		239	ALL	PEAUX ET CUIRS BRUT
	OTHER	137			137	AUTRE	
COMMODITY TOTAL		352	24		376		TOTAL DE MARCHANDISE
CRUDE ANIMAL PROD.NES	GER		18		18	ALL	PR.BRUTS ORIG.ANIM.NDA
	OTHER	9			9	AUTRE	
COMMODITY TOTAL		9	18		27		TOTAL DE MARCHANDISE
SEEDS FOR SOWING NES	GER	97		6	103	ALL	GRATNES DE SEMENCE NDA
	SWEDN			82	82	SUEDE	
	OTHER	11			11	AUTRE	
COMMODITY TOTAL		108		88	196		TOTAL DE MARCHANDISE
FLAXSEED	GREEK	1,316			1,316	GREQC	GRAINE DE LIN
	NORW	11,238		4,564	15,802	NORV	
	LIBER	9,229	6,160		15,389	LIBER	
	OTHER	7,727		11,614	19,341	AUTRE	
COMMODITY TOTAL		29,510	6,160	16,178	51,848		TOTAL DE MARCHANDISE
MUSTARO SEED	U K			83	83	R U	GRAINE DE MOUTARDE
	GER		6,403		6,403	ALL	
COMMODITY TOTAL			6,403	83	6,486		TOTAL DE MARCHANDISE
RAPESEED	U K			1,263	1,263	R U	GRAINE DE COLZA
	NORW			2,576	2,576	NORV	
	OTHER			11,390	11,390	AUTRE	
COMMODITY TOTAL				15,229	15,229		TOTAL DE MARCHANDISE
SOYA BEANS	GER	560	55		615	ALL	GRAINE DE SOYA
	GREEK	40,320			40,320	GREQC	
	NORW	20,914			20,914	NORV	
	LIBER	47,026			47,026	LIBER	
	OTHER	8,582			8,582	AUTRE	
COMMODITY TOTAL		117,402	55		117,457		TOTAL DE MARCHANDISE
NURSERY, GREENHSE STOCK	GER	22			22	ALL	PROD.PEPINIERE, SERRE
LOGS	GER		49		49	ALL	BILLES
TEXTILE FIBRES NES	U K	34			34	R U	FIBRES TEXTILES NDA
	GER	600			600	ALL	
	OTHER	149			149	AUTRE	
COMMODITY TOTAL		783			783		TOTAL DE MARCHANDISE
IRON ORE AND CONC	DENMK	188,703			188,703	DANMK	MINERAI, CONC. DE FER
	GER		13		13	ALL	
	GREEK	120,400			120,400	GREQC	
	NETH	28,000			28,000	P.BAS	
	NORW	81,424			81,424	NORV	
	SWEDN	37,520			37,520	SUEDE	
	LIBER	229,717			229,717	LIBER	
	OTHER	210,172			210,172	AUTRE	
COMMODITY TOTAL		895,936	13		895,949		TOTAL DE MARCHANDISE
LEAD ORE AND CONC.	U K	1,232			1,232	R U	MINERAI, CONC. DE PLOMB
	DENMK	7,838			7,838	DANMK	
	GER	11,489			11,489	ALL	
	GREEK	15,334			15,334	GREQC	
	LIBER	34,351			34,351	LIBER	
	OTHER	7,868			7,868	AUTRE	
COMMODITY TOTAL		78,112			78,112		TOTAL DE MARCHANDISE
NICKEL-COPPER ORE	GER	3,233			3,233	ALL	MINER. DE CUIVRE-NICKEL
ZINC ORE AND CONC.	U K	9,697			9,697	R U	MINERAI, CONC. DE ZINC
	DENMK	35,546			35,546	DANMK	
	GER	36,790			36,790	ALL	
	GREEK	51,982			51,982	GREQC	
	NORW	13,029			13,029	NORV	
	SWEDN	15,121		9,494	24,615	SUEDE	
	LIBER	206,246			206,246	LIBER	
	CAN	31,360			31,360	CAN	
	OTHER	59,233			59,233	AUTRE	
COMMODITY TOTAL		459,004		9,494	468,498		TOTAL DE MARCHANDISE
ORES AND CONC.NES	DENMK	18,000			18,000	DANMK	MINERAIS ET CONC.NDA
	GER	28,313		20	28,333	ALL	
	GREEK	7,848			7,848	GREQC	
	NORW			316	316	NORV	
	SWEDN			11	11	SUEDE	
	OTHER	26		166	192	AUTRE	
COMMODITY TOTAL		54,187		513	54,700		TOTAL DE MARCHANDISE
IRON AND STEEL SCRAP	U K	19			19	R U	DECHETS DE FER, DACIER
	GER	617	254	11	882	ALL	
	SWEDN			23	23	SUEDE	
	OTHER		50		50	AUTRE	
COMMODITY TOTAL		636	304	34	974		TOTAL DE MARCHANDISE
NON-FERROUS MET.SCRAP	U K	270		32	302	R U	DECHETS METAL.NON FER.
	GER	5,118	244	49	5,411	ALL	
	NETH	40		18	58	P.BAS	
	SWEDN			2	2	SUEDE	
	OTHER	328	50	17	395	AUTRE	
COMMODITY TOTAL		5,756	294	118	6,168		TOTAL DE MARCHANDISE
SLAG, DROSS, BY-PRODUCTS	GER	1,437	500		1,937	ALL	POUS.GUEUL.SCOR.PROD.
	GREEK	97			97	GREQC	
	NORW	31,862		2	31,864	NORV	
	LIBER	3,073			3,073	LIBER	
	OTHER	224			224	AUTRE	
COMMODITY TOTAL		36,693	500	2	37,195		TOTAL DE MARCHANDISE



TABLE 1. CARGOES LOADED AT CANADIAN PORTS FOR FOREIGN COUNTRIES.

TABLEAU 1. MARCHANDISES CHARGÉES DANS LES PORTS CANADIENS À DESTINATION DE PAYS ÉTRANGERS.

COUNTRY OF DESTINATION AND KIND OF CARGO	REGISTRY OF VESSEL	ATLANTIC ATLANTIQUE	GREAT LAKES GRANDS LACS	PACIFIC PACIFIQUE	TOTAL TOTAL	IMMATIC. DU NAVIRE	PAYS DE DESTINATION ET MARCHANDISE
BELGIUM-LUXEMB CONT. COAL, BITUMINOUS ASBESTOS	GER U K DENMK GER GREEK NETH NORW SWEON OTHER	25 12,183 52,246 14,443 40 200 10,500 54,261		256 124	25 12,439 52,246 14,567 40 200 11,025 138 55,919	ALL R U DANMK ALL GRECO P. BAS NORV SUEDE AUTRE	BELGIQUE-LUX. SUITE CHARBON BITUMINEUX AMTANTE
COMMODITY TOTAL LIMESTONE STONE, CRUDE NES SULPHUR IN DRES	GER GER GREEK LIBER	143,873 20 6		2,701	146,574 20 6 18,144 27,354	ALL ALL GRECO LIBER	TOTAL DE MARCHANDISE PIERRE CALCAIRE PIERRE BRUTE NDA SOUFRE EN MINÉRAI
COMMODITY TOTAL CRUDE NON-MET. MIN. NES	U K GER OTHER	140 1,319 267			140 1,319 267	R U ALL AUTRE	TOTAL DE MARCHANDISE MIN. NON-MET. BRUTS NDA
COMMODITY TOTAL COTTON, TEXTILE WASTE WASTE AND SCRAP NES	GER GER OTHER	1,726 110 117 996	66		1,726 110 183 996	ALL ALL AUTRE	TOTAL DE MARCHANDISE DECHETS DE COTON, TEXT. DECHETS ET REBUTS NDA
COMMODITY TOTAL RUBBER FAB. MATERIALS	GER OTHER	1,113 30 19 49	66		1,179 30 19 49	ALL AUTRE	TOTAL DE MARCHANDISE DEMT-PROD. CAOUTCHOUC
COMMODITY TOTAL LUMBER AND TIMBER	U K GER GREEK NORW SWEDN LIBER OTHER	1,332	379	19,123	19,123 1,711 2,065 37,154 920 16,325 15,614	R U ALL GRECO NORV SUEDE LIBER AUTRE	TOTAL DE MARCHANDISE BOIS D'OEUVRE ET CHARP.
COMMODITY TOTAL SHINGLES AND SHAKES SAWMILL PRODUCTS NES VENNER, PLYWOOD	NORW GER U K GER GREEK NORW LIBER OTHER	1,332 10 558	379	91,201	28 10 108 558 112 457 238 79 994	NORV ALL R U ALL GRECO NORV LIBER AUTRE	TOTAL DE MARCHANDISE BARDEAUX, BARD. FACADE SCIAGES NDA PLACAGES, CONTRE-PLAQ.
COMMODITY TOTAL WOOD FAB. MATERIALS PULP	GER U K GER NORW SWEDN LIBER OTHER	96 5,312 15,140 11,276 9,516 35,932		5,312	96 5,312 25,042 19,944 2,720 2,329 18,988 47,919	ALL R U ALL NORV SUEDE LIBER AUTRE	TOTAL DE MARCHANDISE DEMT-PRODUITS EN BOIS PATE
COMMODITY TOTAL NEWSPRINT PAPER	U K GER NORW LIBER OTHER	164 3,920 6,751		1,695	164 5,615 6,751 5,261 3,786	R U ALL NORV LIBER AUTRE	TOTAL DE MARCHANDISE PAPIER JOURNAL
COMMODITY TOTAL PAPER NES	U K GER OTHER	14,253 15 132 64	23	7,324	21,577 15 155 64	R U ALL AUTRE	TOTAL DE MARCHANDISE PAPIER NDA
COMMODITY TOTAL PAPERBOARD BLDG. PAPER AND BOARD	U K GER GREEK NORW OTHER	211 6,430 531 4,443 600 259 93	23	44	234 6,430 531 4,443 607 296 93	NORV R U ALL GRECO NORV AUTRE	TOTAL DE MARCHANDISE CARTON PLAQ. CONSTR., PAP/CART.
COMMODITY TOTAL WET MACHINE BOARD TEXTILE FAB. MTL NES	GER U K GER NORW OTHER	5,926 10 544 21 52	1		5,970 1 10 544 21 52	ALL R U ALL NORV AUTRE	TOTAL DE MARCHANDISE CARTON EN PATE PRESSE OUVR. EN MAT. TEXT. NDA
COMMODITY TOTAL ANIMAL OILS, EXC. MARINE VEG. OILS, FATS NES OILS, FATS, WAXES NES	NORW GER U K GER OTHER	627 441 258 57 32		14	627 441 258 57 32	NORV ALL R U ALL AUTRE	TOTAL DE MARCHANDISE HUIL. ANIM. SAUF AN. MAR. HUIL. MAT. GRAS. VEG. NDA HUIL. MAT. GRAS. CIRE NDA
COMMODITY TOTAL METALLIC SALTS INORGANIC CHEMS. NES ORGANIC CHEMICALS NES	GER GER U K GER GREEK NETH	89 13 1,243 223 1,201 75 46	74	114	103 87 1,243 223 1,315 75 46	ALL ALL R U ALL GRECO P. BAS	TOTAL DE MARCHANDISE SELS METALLIQUES PROD. CHIM. INORG. NDA PROD. CHIM. ORGAN. NDA

TABLE 1. CARGOES LOADED AT CANADIAN PORTS FOR FOREIGN COUNTRIES.

TABEAU 1. MARCHANDISES CHARGÉES DANS LES PORTS CANADIENS A DESTINATION DE PAYS ÉTRANGERS.

COUNTRY OF DESTINATION AND KIND OF CARGO	REGISTRY OF VESSEL	ATLANTIC ATLANTIQUE	GREAT LAKES GRANDS LACS	PACIFIC PACIFIQUE	TOTAL TOTAL	IMMATIC. DU NAVIRE	PAYS DE DESTINATION ET MARCHANDISE
BELGIUM-LUXEMB CONT.							BELGIQUE-LUX. SUITE
	NORW	750			750	NORV	
	OTHER	143			143	AUTRE	
COMMODITY TOTAL		2,438	114		2,552		TOTAL DE MARCHANDISE
AGRICULTURAL CHEMICALS	GER	28	52		80	ALL	PROD.CHIM.AGRICOLÉS
	OTHER	304			304	AUTRE	
COMMODITY TOTAL		332	52		384		TOTAL DE MARCHANDISE
SYNTHETIC RUBBER	GER	158	2,460		2,618	ALL	CAOUTCHOUC SYNTHÉTIQUE
PLASTIC MATERIALS	U K	1			1	R U	MATIÈRES PLASTIQUES
	GER	1,025	184		1,209	ALL	
	OTHER	278			278	AUTRE	
COMMODITY TOTAL		1,304	184		1,488		TOTAL DE MARCHANDISE
DYESTUFF, PIGMENT, PAINT	GER	5	13		18	ALL	MAT.COLOR.PIG.PEINTURE
CHEM.SPECIALTIES NES	GER	204			204	ALL	PROD.CHIM.SPECIALAUX NDA
	NETH	40			40	P.BAS	
	OTHER	43			43	AUTRE	
COMMODITY TOTAL		287			287		TOTAL DE MARCHANDISE
FUEL OIL	GER		71		71	ALL	MAZOUT
COKE	ITALY	3,364			3,364	ITAL	COKE
	NORW	3,315			3,315	NORV	
COMMODITY TOTAL		6,679			6,679		TOTAL DE MARCHANDISE
ASPHALTS, ROAD OILS	U K	60			60	R U	ASPHALTE, BITUME LIQD.
	GER	5,667			5,667	ALL	
	NETH	145			145	P.BAS	
	OTHER	774			774	AUTRE	
COMMODITY TOTAL		6,646			6,646		TOTAL DE MARCHANDISE
PETROL, COAL PRDD, NES	GER		10		10	ALL	DÉRIVE PETR.CHARB.NDA
FERRO-ALLOYS	GER	184			184	ALL	FERRO-ALLIAGES
PIG IRON	GER	40			40	ALL	FER EN GUEUSE
	NORW	34,089			34,089	NORV	
COMMODITY TOTAL		34,129			34,129		TOTAL DE MARCHANDISE
PRIMARY IRON, STEEL NES	DENMK	8,136			8,136	DANMK	FER, ACIER PRIMAIR. NDA
	GER	568			568	ALL	
	GREEK	297			297	GRECO	
	ITALY	4,062			4,062	ITAL	
COMMODITY TOTAL		13,063			13,063		TOTAL DE MARCHANDISE
BARS AND RODS, STEEL	GER	9,085			9,085	ALL	BARRES ET TIGES ACIER
	OTHER	1,065			1,065	AUTRE	
COMMODITY TOTAL		10,150			10,150		TOTAL DE MARCHANDISE
PLATE & SHEET STEEL	U K	4,485			4,485	R U	TOLES, FEUILLES D'ACIER
	GER	801			801	ALL	
	GREEK	3,934			3,934	GRECO	
	ITALY	4,500			4,500	ITAL	
	OTHER	469			469	AUTRE	
COMMODITY TOTAL		14,189			14,189		TOTAL DE MARCHANDISE
STRUCTURAL SHAPES	GER	1,795			1,795	ALL	PROFILES DE CONSTRUCT.
PIPES, TUBES: IRON, STEEL	GER		30		30	ALL	TUYAUX, TUBES: FER, ACIER
WIRE	U K	38			38	R U	FIL MÉTALLIQUE
	GER	1,836			1,836	ALL	
	OTHER	1,250			1,250	AUTRE	
COMMODITY TOTAL		3,124			3,124		TOTAL DE MARCHANDISE
ALUMINIUM	U K	68			68	R U	ALUMINIUM
	GER	15,293			15,293	ALL	
	OTHER	3,145			3,145	AUTRE	
COMMODITY TOTAL		18,506			18,506		TOTAL DE MARCHANDISE
COPPER AND ALLOYS	GER	6,180	999		7,179	ALL	CUIVRE ET ALLIAGES
	NETH	168			168	P.BAS	
	SWEDN			56	56	SUEDE	
	LIBER	2			2	LIBER	
	OTHER	215			215	AUTRE	
COMMODITY TOTAL		6,565	999	56	7,620		TOTAL DE MARCHANDISE
LEAD AND ALLOYS	GER			9,989	9,989	ALL	PLOMB ET ALLIAGES
	LIBER	4			4	LIBER	
COMMODITY TOTAL		4		9,989	9,993		TOTAL DE MARCHANDISE
NICKEL AND ALLOYS	GER	947			947	ALL	NICKEL ET ALLIAGES
ZINC AND ALLOYS	DENMK	2,208			2,208	DANMK	ZINC ET ALLIAGES
	GER	1,552		6,068	7,626	ALL	
COMMODITY TOTAL		3,766		6,068	9,834		TOTAL DE MARCHANDISE
NON-FERROUS METALS NES	GER	396	22	3	421	ALL	MÉTAUX NON-FERREUX NDA
	NETH	2			2	P.BAS	
	SWEDN			2	2	SUEDE	
COMMODITY TOTAL		398	22	5	425		TOTAL DE MARCHANDISE
METAL FAB. BASIC PRDD.	GER	1,575			1,575	ALL	OUVR. DE BASE EN MÉTAL
	NORW			11	11	NORV	
	OTHER	40			40	AUTRE	
COMMODITY TOTAL		1,615		11	1,626		TOTAL DE MARCHANDISE
BRICKS, TILES NES	GER	810			810	ALL	BRIQUES, TUILES NDA
GLASS BASIC PRDDUCTS	GER	34			34	ALL	OUVR. DE BASE EN VERRE
ASBESTOS BASIC PRDD.	GER	230			230	ALL	OUVR. DE BASE AMIANTE
	OTHER	376			376	AUTRE	
COMMODITY TOTAL		606			606		TOTAL DE MARCHANDISE
CEMENT	U K	9			9	R U	CIMENT
	GER	100			100	ALL	
COMMODITY TOTAL		109			109		TOTAL DE MARCHANDISE
NON-MET. MIN. BASIC PRDD	U K			1	1	R U	PRDD. MIN. NON-MET. BASE
	GER	29			31	ALL	
	NORW			5	5	NORV	

TABLEAU 1. CARGOES LOADED AT CANADIAN PORTS FOR FOREIGN COUNTRIES.

TABLEAU 1. MARCHANDISES CHARGÉES DANS LES PORTS CANADIENS A DESTINATION DE PAYS ÉTRANGERS.

COUNTRY OF DESTINATION AND KIND OF CARGO	REGISTRY OF VESSEL	ATLANTIC ATLANTIQUE	GREAT LAKES GRANDS LACS	PACIFIC PACIFIQUE	TOTAL TOTAL	IMMATIC. DU NAVIRE	PAYS DE DESTINATION ET MARCHANDISE
<b>BELGIUM-LUXEMB CONT.</b>							<b>BELGIQUE-LUX. SUITE</b>
	SWEDN			5	5	SUEDE	
	OTHER			3	3	AUTRE	
<b>COMMODITY TOTAL</b>				16	45		
MISC. FABRICATED PROD.	GER	29			4	ALL	TOTAL DE MARCHANDISE
MACHINERY NES	U K	4			32	R U	OUVRAGES DIVERS
	GER	32	86		1,591	ALL	MACHINES NDA
	GREEK	1,505			102	GRECO	
	NETH	102			10	P.BAS	
	SWEDN	10		1	1	SUEDE	
	LIBER	100			100	LIBER	
	OTHER	103			103	AUTRE	
<b>COMMODITY TOTAL</b>		1,852	86	1	1,939		TOTAL DE MARCHANDISE
PASS. AUTOS AND CHASSIS	U K	9			9	R U	VOITURES PART. CHASSIS
	GER	28	4		32	ALL	
	GREEK	9			9	GRECO	
	NORW	5			5	NORV	
	LIBER		3		3	LIBER	
	OTHER	7			7	AUTRE	
<b>COMMODITY TOTAL</b>		58	7		65		TOTAL DE MARCHANDISE
MOTOR VEHICLE ENGINES	GER	96			96	ALL	MOTEURS DE VEH. AUTOM.
ROAD MOTOR VEH. NES	GER	22			22	ALL	VEH. AUTOM. ROUTIERS NDA
	NETH	3			3	P.BAS	
<b>COMMODITY TOTAL</b>		25			25		TOTAL DE MARCHANDISE
SHIPS, AIRCRAFT, MIS. VEH	LIBER		6		6	LIBER	NAVIRES, AVIONS, VEH. DIV
RUBBER TIRES AND TUBES	GER	4			4	ALL	PNEUS, CHAMBRES A AIR
EQUIPMENT MISC.	U K	16			16	R U	MATERIEL DIVERS
	GER	1,132	31		1,163	ALL	
	NETH	47			47	P.BAS	
	OTHER	133			133	AUTRE	
<b>COMMODITY TOTAL</b>		1,328	31		1,359		TOTAL DE MARCHANDISE
PERSONAL, HOUSEHOLD GOODS	U K	34			34	R U	ART. PERS. ET MENAGERS
	GER	501	113	2	616	ALL	
	GREEK	13			13	GRECO	
	SWEDN			3	3	SUEDE	
	OTHER	54	2	2	58	AUTRE	
<b>COMMODITY TOTAL</b>		602	115	7	724		TOTAL DE MARCHANDISE
CONTAINERS, CLOSURES	U K	36			36	R U	CONTENEURS, FERMETURES
	DENMK	874			874	DANMK	
	GER	127	886		1,013	ALL	
	GREEK	150			150	GRECO	
	NORW	139			139	NORV	
	OTHER	649		11	660	AUTRE	
<b>COMMODITY TOTAL</b>		1,975	886	11	2,872		TOTAL DE MARCHANDISE
MISC. END PRODUCTS NES	U K	18			18	R U	PRODUITS FINIS DIV. NDA
	GER	514	2	1	517	ALL	
	NETH	29			29	P.BAS	
	SWEDN			1	1	SUEDE	
<b>COMMODITY TOTAL</b>		561	2	2	565		TOTAL DE MARCHANDISE
GENERAL CARGO	U K	55			55	R U	MARCHANDISES DIVERSES
	GER	1,208	2,653	2	3,863	ALL	
	GREEK	13			13	GRECO	
	NETH	7			7	P.BAS	
	NORW	23		1	24	NORV	
	OTHER	1,134			1,134	AUTRE	
<b>COMMODITY TOTAL</b>		2,440	2,653	3	5,096		TOTAL DE MARCHANDISE
<b>COUNTRY/REGION TOTAL</b>		2,888,651*	67,832*	273,570*	3,230,053*		TOTAL DE PAYS/REGION
<b>DENMARK</b>							<b>DANEMARK</b>
MEAT, FRESH OR FROZEN	GER	2			2	ALL	VIANDE, FRAICHE / CONG.
	NORW	1			1	NORV	
	SWEDN	3		2	5	SUEDE	
<b>COMMODITY TOTAL</b>		6		2	8		TOTAL DE MARCHANDISE
MEAT, CURED	SWEDN	11			11	SUEDE	VIANDE FUMEE OU SALEE
MEAT AND MEAT PREP. NES	SWEDN	6			11	SUEDE	VIANDES ET PREP. NDA
FISH, FRESH OR FROZEN	U K			37	37	R U	POISSON, FRAIS DU CONG.
	DENMK	300		78	378	DANMK	
	NETH	191			191	P.BAS	
	SWEDN			466	466	SUEDE	
	PANAM	67			67	PANAM	
	CAN	280			280	CAN	
<b>COMMODITY TOTAL</b>		838		581	1,419		TOTAL DE MARCHANDISE
FISH, SALTED OR CURED	DENMK	585			585	DANMK	POISSON, SALE OU FUME
FISH, CANNED	U K			1	1	R U	POISSON EN BOITES
	DENMK			24	24	DANMK	
	SWEDN			75	75	SUEDE	
<b>COMMODITY TOTAL</b>				100	100		TOTAL DE MARCHANDISE
LOBSTER	SWEDN	2			2	SUEDE	HOMARD
SHELL FISH, NES	GER	10			10	ALL	MOLLUSQUES CRUST., NDA
	NORW	2			2	NORV	
	SWEDN	3			3	SUEDE	
	PANAM	7			7	PANAM	
<b>COMMODITY TOTAL</b>		22			22		TOTAL DE MARCHANDISE
MILK POWDER	NORW	215			215	NORV	LAIT EN POWDRE
	SWEDN	18			18	SUEDE	



TABLE 1. CARGOES LOADED AT CANADIAN PORTS FOR FOREIGN COUNTRIES.

TABEAU 1. MARCHANDISES CHARGÉES DANS LES PORTS CANADIENS A DESTINATION DE PAYS ÉTRANGERS.

COUNTRY OF DESTINATION AND KIND OF CARGO	REGISTRY OF VESSEL	ATLANTIC ATLANTIQUE	GREAT LAKES GRANDS LACS	PACIFIC PACIFIQUE	TOTAL TOTAL	IMMATIC. DU NAVIRE	PAYS DE DESTINATION ET MARCHANDISE
DENMARK CONT. COMMODITY TOTAL		233			233		DANEMARK SUITE TOTAL DE MARCHANDISE
DAIRY PROD. EGGS, HONEY	U K			1	1	R U	PROD. LAIT., ŒUFS, MIEL
	DENMK			2	2	DANMK	
	NORW	28			28	NORV	
	SWEDN			3	3	SUEDE	
COMMODITY TOTAL		28		6	34		TOTAL DE MARCHANDISE
BARLEY	GREEK	10,387			10,387	GRECQ	ORGE
CORN	GER	6			6	ALL	MAIS
APPLES	SWEDN			23	23	SUEDE	POMMES
FRUITS, PREP. CANNED	GER	10			10	ALL	FRUITS PREP. EN BOITE
	NORW	4			4	NORV	
COMMODITY TOTAL		14			14		TOTAL DE MARCHANDISE
VEGETABLES, FRESH	SWEDN	9			9	SUEDE	LEGUMES, FRAIS
VEGETABLE PREP. NES	NORW	29			29	NORV	PREP. DE LEGUMES NDA
	SWEDN	16			16	SUEDE	
COMMODITY TOTAL		45			45		TOTAL DE MARCHANDISE
SUGAR, NES	GER	77			77	ALL	SUCRE, NDA
MISC. FOOD PREP. NES	DENMK			3	3	DANMK	DIV. PREP. ALIM. NDA
	GER	102	5		107	ALL	
	NORW	196	11		207	NORV	
	SWEDN	328	25		353	SUEDE	
COMMODITY TOTAL		626	41	3	670		TOTAL DE MARCHANDISE
GROUND CEREALS NES	SWEDN	12			12	SUEDE	CEREALES MOULUES NDA
FEEDS, VEGETABLE ORIGIN	NORW	12			12	NORV	PROV. D'ORIGINE VEGETALE
DIST. ALCOHOLIC BEV.	GER	17			17	ALL	BOISS. ALCOOL. DIST.
	NORW	26			26	NORV	
	SWEDN	22			22	SUEDE	
COMMODITY TOTAL		65			65		TOTAL DE MARCHANDISE
TOBACCO NES	GER	26			26	ALL	TABACS NDA
	SWEDN	11			11	SUEDE	
COMMODITY TOTAL		37			37		TOTAL DE MARCHANDISE
RAW HIDES AND SKINS	GER	4			4	ALL	PEAUX ET CUIRS BRUT
	OTHER	17			17	AUTRE	
COMMODITY TOTAL		21			21		TOTAL DE MARCHANDISE
SEEDS FOR SOWING NES	U K			29	29	R U	GRAINES DE SEMENCES NDA
	DENMK			49	49	DANMK	
	GER	133	11		144	ALL	
	GREEK			6	6	GRECQ	
	NORW	22			22	NORV	
	SWEDN	105	13		118	SUEDE	
COMMODITY TOTAL		260	24	84	368		TOTAL DE MARCHANDISE
CRUDE VEG. PROD. NES	DENMK	991			991	DANMK	PR. BRUTS ORIG. VEG. NDA
	GER	4,268			4,268	ALL	
COMMODITY TOTAL		5,259			5,259		TOTAL DE MARCHANDISE
TEXTILE FIBRES NES	NORW	3			3	NORV	FIBRES TEXTILES NDA
	SWEDN	1			1	SUEDE	
COMMODITY TOTAL		4			4		TOTAL DE MARCHANDISE
ORES AND CONC. NES	NORW		7		7	NORV	MINERAIS ET CONC. NDA
SLAG, DROSS, BY-PRODUCTS	GER	32			32	ALL	POUS. GUEUL. SCGR. PROD.
ASBESTOS	U K			450	450	R U	AMIANTE
	DENMK			550	550	DANMK	
	GER	59			59	ALL	
	NORW	827			827	NORV	
	SWEDN	6,032		455	6,487	SUEDE	
	OTHER	35			35	AUTRE	
COMMODITY TOTAL		6,953		1,455	8,408		TOTAL DE MARCHANDISE
CLAY MATERIALS NES	NORW	34			34	NORV	MATIERES ARGIL. NDA
	SWEDN	33			33	SUEDE	
COMMODITY TOTAL		67			67		TOTAL DE MARCHANDISE
WASTE AND SCRAP NES	GER	818			818	ALL	DECHETS ET REBUTS NDA
	NETH	5,694			5,694	P. BAS	
	SWEDN	3	11		14	SUEDE	
	PANAM	481			481	PANAM	
COMMODITY TOTAL		6,996	11		7,007		TOTAL DE MARCHANDISE
LUMBER AND TIMBER	U K			40	40	R U	BOIS D'OEUVRE ET CHARP.
	GREEK			44	44	GRECQ	
COMMODITY TOTAL				84	84		TOTAL DE MARCHANDISE
SHINGLES AND SHAKES	DENMK			7	7	DANMK	BARDEAUX, BARD. FACADE
	NORW			1	1	NORV	
	LIBER			7	7	LIBER	
COMMODITY TOTAL				15	15		TOTAL DE MARCHANDISE
VENEER, PLYWOOD	U K			2,452	2,452	R U	PLACAGES, CONTRE-PLAQ.
	DENMK			1,102	1,102	DANMK	
	GREEK			693	693	GRECQ	
	NORW			367	367	NORV	
	SWEDN	26		1,956	1,982	SUEDE	
	U S A			3,318	3,318	E-U	
COMMODITY TOTAL		26		9,888	9,914		TOTAL DE MARCHANDISE
WOOD FAB. MATERIALS	NORW	21			21	NORV	DEMI-PRODUITS EN BOIS
	SWEDN	15			15	SUEDE	
COMMODITY TOTAL		36			36		TOTAL DE MARCHANDISE
PAPER NES	SWEDN		1		1	SUEDE	PAPIER NDA
TEXTILE FAB. MTL NES	GER	4			4	ALL	OUVR. EN MAT. TEXT. NDA
	NORW	9			9	NORV	
	SWEDN	8			8	SUEDE	
COMMODITY TOTAL		21			21		TOTAL DE MARCHANDISE

TABLE 1. CARGOES LOADED AT CANADIAN PORTS FOR FOREIGN COUNTRIES.

TABEAU 1. MARCHANDISES CHARGÉES DANS LES PORTS CANADIENS A DESTINATION DE PAYS ÉTRANGERS.

COUNTRY OF DESTINATION AND KIND OF CARGO	REGISTRY OF VESSEL	ATLANTIC ATLANTIQUE	GREAT LAKES GRANDS LACS	PACIFIC PACIFIQUE	TOTAL TOTAL	IMMATIC. DU NAVIRE	PAYS DE DESTINATION ET MARCHANDISE
DENMARK CONT. INORGANIC CHEMS. NES	NORW	21			21	NORV	DANEMARK SUITE
	SWEDN	23			23	SUEDE	PROD. CHIM. INORG. NDA
COMMODITY TOTAL		44			44		TOTAL DE MARCHANDISE
ORGANIC CHEMICALS NES	GER		1		1	ALL	PROD. CHIM. ORGAN. NDA
	NORW	63			63	NORV	
	SWEDN	342	2		344	SUEDE	
COMMODITY TOTAL		405	3		408		TOTAL DE MARCHANDISE
SYNTHETIC RUBBER	NORW	2			2	NORV	CAOUTCHOUC SYNTHÉTIQUE
PLASTIC MATERIALS	GER	36			36	ALL	MATIÈRES PLASTIQUES
	SWEDN	34	1		35	SUEDE	
COMMODITY TOTAL		70	1		71		TOTAL DE MARCHANDISE
DYESTUFF, PIGMENT, PAINT	NORW	2			2	NORV	MAT. COLOR. PIG. PEINTURE
CHEM. SPECIALTIES NES	SWEDN	266			266	SUEDE	PROD. CHIM. SPÉCIAUX NDA
PLATE & SHEET STEEL	GER	121			121	ALL	TOILES, FEUILLES D'ACIER
STRUCTURAL SHAPES	GER	48			48	ALL	PROFILES DE CONSTRUCT.
	NORW	24			24	NORV	
	SWEDN	11			11	SUEDE	
COMMODITY TOTAL		83			83		TOTAL DE MARCHANDISE
ALUMINIUM	NORW	100			100	NORV	ALUMINIUM
	SWEDN	27			27	SUEDE	
COMMODITY TOTAL		127			127		TOTAL DE MARCHANDISE
COPPER AND ALLOYS	NORW	1,380			1,380	NORV	CUIVRE ET ALLIAGES
	SWEDN	525			525	SUEDE	
COMMODITY TOTAL		1,905			1,905		TOTAL DE MARCHANDISE
LEAD AND ALLOYS	DENMK			168	168	DANMK	PLOMB ET ALLIAGES
	GER	22			22	ALL	
	SWEDN	80			80	SUEDE	
COMMODITY TOTAL		102		56	136		TOTAL DE MARCHANDISE
NICKEL AND ALLOYS	GER		4		4	ALL	NICKEL ET ALLIAGES
	NORW	2	1		3	NORV	
	SWEDN		3		3	SUEDE	
	OTHER	1			1	AUTRE	
COMMODITY TOTAL		3	8		11		TOTAL DE MARCHANDISE
ZINC AND ALLOYS	GER	113			113	ALL	ZINC ET ALLIAGES
	NORW	223			223	NORV	
COMMODITY TOTAL		336			336		TOTAL DE MARCHANDISE
NON-FERROUS METALS NES	GER	13			13	ALL	MÉTAUX NON-FERREUX NDA
METAL FAB. BASIC PROD.	NORW	24			24	NORV	OUVR. DE BASE EN MÉTAL
MACHINERY NES	DENMK			13	13	DANMK	MACHINES NDA
	GER	197	43		240	ALL	
	GREEK			1	1	GRECO	
	NORW	4	40		48	NORV	
	SWEDN	28	50	1	79	SUEDE	
COMMODITY TOTAL		233	133	15	381		TOTAL DE MARCHANDISE
PASS. AUTOS AND CHASSIS	DENMK				1	DANMK	VOITURES PART., CHASSIS
	NORW				4	NORV	
COMMODITY TOTAL				5	5		TOTAL DE MARCHANDISE
MOTOR VEHICLE ENGINES	NORW	15			15	NORV	MOTEURS DE VEH. AUTOM.
EQUIPMENT MISC.	GER	1			1	ALL	MATÉRIEL DIVERS
	NORW	20			20	NORV	
	SWEDN	67	4		71	SUEDE	
	OTHER	30			30	AUTRE	
COMMODITY TOTAL		118	4		122		TOTAL DE MARCHANDISE
PERSONAL, HOUSEHOLD GOODS	U K				4	R U	ART. PERS. ET MÉNAGERS
	DENMK			13	13	DANMK	
	GER	1	40		41	ALL	
	GREEK			1	1	GRECO	
	NORW	20	3		24	NORV	
	SWEDN	2	4		10	SUEDE	
COMMODITY TOTAL		23	47	23	93		TOTAL DE MARCHANDISE
CONTAINERS, CLOSURES	DENMK			84	84	DANMK	CONTENEURS, FERMETURES
	NORW			1	1	NORV	
	SWEDN			2	2	SUEDE	
COMMODITY TOTAL				84	87		TOTAL DE MARCHANDISE
MISC. END PRODUCTS NES	NORW	33			33	NORV	PRODUITS FINIS DIV. NDA
	SWEDN	8			8	SUEDE	
COMMODITY TOTAL		41			41		TOTAL DE MARCHANDISE
GENERAL CARGO	GER	13	5		18	ALL	MARCHANDISES DIVERSES
	NORW	22			22	NORV	
	SWEDN	21		1	22	SUEDE	
	OTHER	11			11	AUTRE	
COMMODITY TOTAL		67	5	1	73		TOTAL DE MARCHANDISE
COUNTRY/REGION TOTAL		36,685*	288*	12,609*	49,582*		TOTAL DE PAYS/REGION
FINLAND							FINLANDE
MEAT, FRESH OR FROZEN	NORW	6			6	NORV	VIANDE, FRAICHE / CONG.
FISH, FRESH OR FROZEN	NORW	19		22	41	NORV	POISSON, FRAIS OU CONG.
	SWEDN	103		38	141	SUEDE	
COMMODITY TOTAL		122		60	182		TOTAL DE MARCHANDISE
LOBSTER	SWEDN	3			3	SUEDE	HOMARD
SHELL FISH, NES	SWEDN	15			15	SUEDE	MOLLUSQUES CRUST. NDA
APPLES	SWEDN			458	458	SUEDE	POMMES
FRESH FRUITS, BERRIES	SWEDN			38	38	SUEDE	FRUITS, BAIES FRAIS
VEGETABLES, DRIED	OTHER			15	15	AUTRE	LEGUMES, SECS



TABLE 1. CARGOES LOADED AT CANADIAN PORTS FOR FOREIGN COUNTRIES.

TABLEAU 1. MARCHANDISES CHARGÉES DANS LES PORTS CANADIENS A DESTINATION DE PAYS ÉTRANGERS.

COUNTRY OF DESTINATION AND KIND OF CARGO	REGISTRY OF VESSEL	ATLANTIC ATLANTIQUE	GREAT LAKES GRANDS LACS	PACIFIC PACIFIQUE	TOTAL TOTAL	IMMATIC. DU NAVIRE	PAYS DE DESTINATION ET MARCHANDISE
FINLAND CONT.							FINLANDE SUITE
VEGETABLE PREP. NES	NORW	2			2	NORV	PREP. DE LEGUMES NDA
	SWEDN	11			11	SUEDE	
COMMODITY TOTAL		13			13		TOTAL DE MARCHANDISE
SAUSAGE SKINS, CASINGS	GER	3			3	ALL	BOYAUX A SAUCISSES
	NORW		5		5	NORV	
	SWEDN		30	11	41	SUEDE	
	OTHER			7	7	AUTRE	
COMMODITY TOTAL		3	35	18	56		TOTAL DE MARCHANDISE
MISC. FOOD PREP. NES	SWEDN	13			14	SUEDE	DIV. PREP. ALIM. NDA
ALF, BEER, STOUT, PORTER	SWEDN	6	1		6	SUEDE	ALF, BIÈRE, STOUT, PORTER
DIST. ALCOHOLIC BEV.	GER	8			8	ALL	BOISS. ALCOOL. DIST.
	NORW	2			2	NORV	
	SWEDN	12			12	SUEDE	
COMMODITY TOTAL		22			22		TOTAL DE MARCHANDISE
TOBACCO NES	NORW		126		126	NORV	TABACS NDA
	SWEDN		34		34	SUEDE	
COMMODITY TOTAL			160		160		TOTAL DE MARCHANDISE
RAW HIDES AND SKINS	GER	383			383	ALL	PEAUX ET CUIRS BRUT
	NORW	25			25	NORV	
	SWEDN	164	12		176	SUEDE	
COMMODITY TOTAL		572	12		584		TOTAL DE MARCHANDISE
SEEDS FOR SOWING NES	SWEDN			55	55	SUEDE	GRAINES DE SEMENCE NDA
FLAXSEED	OTHER			1,618	1,618	AUTRE	GRAINE DE LIN
RAPESEED	OTHER			843	843	AUTRE	GRAINE DE COLZA
PULPWOOD	GER	3,967			3,967	ALL	BOIS A PATE
IRON ORE AND CONC	LIBER	81,049			81,049	LIBER	MINERAI, CONC. DE FER
	OTHER	13,440			13,440	AUTRE	
COMMODITY TOTAL		94,489			94,489		TOTAL DE MARCHANDISE
IRON AND STEEL SCRAP	SWEDN	16			16	SUEDE	DECHETS DE FER, DACIER
ASBESTOS	GER	148			148	ALL	AMIANTE
	NORW	220		75	304	NORV	
	SWEDN	1,339			1,339	SUEDE	
	OTHER	111		1,689	1,800	AUTRE	
COMMODITY TOTAL		1,827		1,764	3,591		TOTAL DE MARCHANDISE
CLAY MATERIALS NES	SWEDN	57			57	SUEDE	MATIERES ARGIL. NDA
WASTE AND SCRAP NES	NETH	1,331			1,331	P. BAS	DECHETS ET REBUTS NDA
LUMBER AND TIMBER	OTHER			8	8	AUTRE	BOIS D'OUVRE ET CHARP.
FLOORING	NORW		65		65	NORV	LAMES POUR PARQUET
VENEER, PLYWOOD	SWEDN			49	49	SUEDE	PLACAGES, CONTRE-PLAQ.
PULP	NORW	220			220	NORV	PATE
TEXTILE FAB. MTL NES	NORW	4			4	NORV	OUVR. EN MAT. TEXT. NDA
	SWEDN	6			6	SUEDE	
COMMODITY TOTAL		10			10		TOTAL DE MARCHANDISE
ORGANIC CHEMICALS NES	GER	55			55	ALL	PROD. CHIM. ORGAN. NDA
	NORW	1			1	NORV	
	SWEDN	10	17		27	SUEDE	
COMMODITY TOTAL		66	17		83		TOTAL DE MARCHANDISE
PLASTIC MATERIALS	GER	168			168	ALL	MATIERES PLASTIQUES
	NORW	254			254	NORV	
	SWEDN	525	112	12	649	SUEDE	
COMMODITY TOTAL		947	112	12	1,071		TOTAL DE MARCHANDISE
DYESTUFF, PIGMENT, PAINT	SWEDN	9			9	SUEDE	MAT. COLOR. PIG. PEINTURE
CHEM. SPECIALTIES NES	SWEDN		23		23	SUEDE	PROD. CHIM. SPECIAUX NDA
PLATE & SHEET STEEL	GER	143			143	ALL	TOLES, FEUILLES DACIER
STRUCTURAL SHAPES	NORW	11			11	NORV	PROFILES DE CONSTRUCT.
	SWEDN	97			97	SUEDE	
COMMODITY TOTAL		108			108		TOTAL DE MARCHANDISE
BRICKS, TILES NES	SWEDN	64			64	SUEDE	BRIQUEES, TUILES NDA
NON-MET. MIN. BASIC PROD	SWEDN	530		3	542	SUEDE	PROD. MIN. NON-MET. BASE
MACHINERY NES	GER	20			20	ALL	MACHINES NDA
	NORW	14	7		21	NORV	
	SWEDN	136	112	2	250	SUEDE	
COMMODITY TOTAL		170	119	2	291		TOTAL DE MARCHANDISE
PASS. AUTOS AND CHASSIS	SWEDN		2		2	SUEDE	VOITURES PART., CHASSIS
	OTHER			2	2	AUTRE	
COMMODITY TOTAL			2	2	4		TOTAL DE MARCHANDISE
ROAD MOTOR VEH. NES	SWEDN	74			74	SUEDE	VEH. AUTOM. ROUTIERS NDA
SHIPS, AIRCRAFT, MIS. VEH	GER	3			3	ALL	NAVIRES, AVIONS, VEH. DIV
EQUIPMENT MISC.	NORW	1			1	NORV	MATERIEL DIVERS
	SWEDN	2			2	SUEDE	
	OTHER			1	1	AUTRE	
COMMODITY TOTAL		3		1	4		TOTAL DE MARCHANDISE
PERSONAL, HOUSEHOLD GOODS	GER	1			1	ALL	ART. PERS. ET MENAGERS
	NORW	3	16		19	NORV	
	SWEDN	4	7		11	SUEDE	
	OTHER			757	757	AUTRE	
COMMODITY TOTAL		8	23	757	788		TOTAL DE MARCHANDISE
CONTAINERS, CLOSURES	SWEDN		13		13	SUEDE	CONTENEURS, FERMETURES
MISC. END PRODUCTS NES	SWEDN		1		1	SUEDE	PRODUITS FINIS DIV. NDA
GENERAL CARGO	GER	30			30	ALL	MARCHANDISES DIVERSES
	NORW	8	13		21	NORV	
	SWEDN	42			42	SUEDE	
COMMODITY TOTAL		80	13		93		TOTAL DE MARCHANDISE
COUNTRY/REGION TOTAL		104,906*	596*	5,703*	111,205*		TOTAL DE PAYS/REGION



TABLE 1. CARGOES LOADED AT CANADIAN PORTS FOR FOREIGN COUNTRIES.

TABLEAU 1. MARCHANDISES CHARGÉES DANS LES PORTS CANADIENS A DESTINATION DE PAYS ÉTRANGERS.

COUNTRY OF DESTINATION AND KIND OF CARGO	REGISTRY OF VESSEL	ATLANTIC ATLANTIQUE	GREAT LAKES GRANDS LACS	PACIFIC PACIFIQUE	TOTAL TOTAL	IMMATIC. DU NAVIRE	PAYS DE DESTINATION ET MARCHANDISE
FRANCE-ATLANT.							FRANCE-ATLANT.
CATTLE	GER	7			7	ALL	BOVINS
LIVE ANIMALS, NES	GER	364			364	ALL	ANIMAUX VIVANTS, NDA
	NETH	154			154	P.BAS	
COMMODITY TOTAL		518			518		TOTAL DE MARCHANDISE
MEAT, FRESH OR FROZEN	U K	53			53	R U	VIANDE, FRAICHE / CONG.
	DENMK			7	7	DANMK	
	GFP			3	3	ALL	
	GREEK	23			23	GRECO	
	ITALY	43			43	ITAL	
	SWEDN			5	5	SUEDE	
	OTHER	20			20	AUTRE	
COMMODITY TOTAL		139		15	154		TOTAL DE MARCHANDISE
MEAT AND MEAT PREP. NES	OTHER	8			8	AUTRE	VIANDES ET PREP. NDA
FISH, FRESH OR FROZEN	U K	51			51	R U	POISSON, FRAIS OU CONG.
	DENMK			240	240	DANMK	
	GER			398	398	ALL	
	GREEK	29			29	GRECO	
	ITALY	142			142	ITAL	
	NETH	131			131	P.BAS	
	NORW	34			34	NORV	
	SWEDN			261	261	SUEDE	
	LIBEP			1	1	LIBER	
	OTHER			1,057	1,057	AUTRE	
COMMODITY TOTAL		387		2,208	2,595		TOTAL DE MARCHANDISE
FISH, SALTED OR CURED	OTHER			1	1	AUTRE	POISSON, SALE OU FUME
FISH, CANNED	GFP			37	37	ALL	POISSON EN BOITES
	NORW			2	2	NORV	
	OTHER			5	5	AUTRE	
COMMODITY TOTAL				44	44		TOTAL DE MARCHANDISE
SHELL FISH, NES	NORW	38			38	NORV	MOLLUSQUES CRUST., NDA
DAIRY PROD. EGGS, HONEY	GER		5	8	13	ALL	PROD. LAIT., OEUF, MIEL
	OTHER		1		1	AUTRE	
COMMODITY TOTAL			6	8	14		TOTAL DE MARCHANDISE
WHEAT	SWEDN	1,344			1,344	SUEDE	BLE
FRESH FRUITS, BERRIES	U K	4,244			4,244	R U	FRUITS, BATES FRAIS
	GFP	2,538			2,538	ALL	
	GREEK	511			511	GRECO	
	ITALY	1,319			1,319	ITAL	
	NETH	1,383			1,383	P.BAS	
	NORW	2,191			2,191	NORV	
	SWEDN	6,447			6,447	SUEDE	
	OTHER	11,071			11,071	AUTRE	
COMMODITY TOTAL		29,704			29,704		TOTAL DE MARCHANDISE
VEGETABLES, FRESH	OTHER	12			12	AUTRE	LEGUMES, FRAIS
VEGETABLES, FROZEN	U K	37			37	R U	LEGUMES, CONGELÉS
VEGETABLES, ORTED	U K	241			241	R U	LEGUMES, SECS
	GFP	700			700	ALL	
	GREEK	123			123	GRECO	
	NORW	129			129	NORV	
	OTHER	171	28		199	AUTRE	
COMMODITY TOTAL		1,364	28		1,392		TOTAL DE MARCHANDISE
VEGETABLE PREP. NES	GFP		7		7	ALL	PREP. DE LEGUMES NDA
	NORW	1			1	NORV	
COMMODITY TOTAL			7		8		TOTAL DE MARCHANDISE
SUGAR, NES	OTHER	33			33	AUTRE	SUCRE, NDA
SUGAR PREPARATIONS	OTHER	2			2	AUTRE	PREP. A BASE DE SUCRE
SAUSAGE SKINS, CASINGS	OTHER			2	2	AUTRE	BOYAUX A SAUCISSES
MISC. FOOD PREP. NES	U K	21	2		23	R U	DIV. PREP. ALIM, NDA
	GER		2		2	ALL	
	GREEK	77			77	GRECO	
	NORW	40	29		69	NORV	
	OTHER		53		53	AUTRE	
COMMODITY TOTAL		138	86		224		TOTAL DE MARCHANDISE
WINES	NORW	116			116	NORV	VINS
	OTHER	74			74	AUTRE	
COMMODITY TOTAL		190			190		TOTAL DE MARCHANDISE
DIST. ALCOHOLIC BEV.	GER	10			10	ALL	BOISS. ALCOOL. DIST.
	GREEK	20			20	GRECO	
	OTHER	28	5	30	63	AUTRE	
COMMODITY TOTAL		58	5	30	93		TOTAL DE MARCHANDISE
TOBACCO NES	OTHER	80	1		81	AUTRE	TABACS NDA
RAW HIDES AND SKINS	U K	123	1		124	R U	PEAUX ET CUIRS BRUT
	GER	90	117		207	ALL	
	GREEK	125			125	GRECO	
	NORW	51	2		53	NORV	
	OTHER		188		188	AUTRE	
COMMODITY TOTAL		389	308		697		TOTAL DE MARCHANDISE
CRUDE ANIMAL PROD. NES	OTHER			6	6	AUTRE	PR. BRUTS ORIG. ANIM. NDA
SEEDS FOR SOWING NES	U K	214	3		217	R U	GRAINES DE SEMENCE NDA
	DENMK			157	157	DANMK	
	GER	134	73		207	ALL	
	GREEK	66			66	GRECO	
	NORW			16	16	NORV	
	OTHER	237	126	11	374	AUTRE	
COMMODITY TOTAL		651	202	253	1,106		TOTAL DE MARCHANDISE
WAPSEED	OTHER	9,296	9,334		18,630	AUTRE	GRAINE DE COLZA

TABLE 1. CARGOES LOADED AT CANADIAN PORTS FOR FOREIGN COUNTRIES.

TABLEAU 1. MARCHANDISES CHARGÉES DANS LES PORTS CANADIENS A DESTINATION DE PAYS ÉTRANGERS.

COUNTRY OF DESTINATION AND KIND OF CARGO	REGISTRY OF VESSEL	ATLANTIC ATLANTIQUE	GREAT LAKES GRANDS LACS	PACIFIC PACIFIQUE	TOTAL TOTAL	IMMATIC. OU NAVIRE	PAYS DE DESTINATION ET MARCHANDISE
FRANCE-ATLANT. CONT. SOYA BEANS	U K DENMK GREEK NORW OTHER	33,040 24,211 20,917 20,328 3,674			33,040 24,211 20,917 20,328 3,674	R U DANMK GRECO NORV AUTRE	FRANCE-ATLANT. SUITE GRAINE DE SOYA
COMMODITY TOTAL CRUDE VEG. PROD. NES	OTHER	102,170			102,170	AUTRE	TOTAL DE MARCHANDISE PR. BRUTS ORIG. VEG. NDA
LOGS	GREEK	398			398	GRECO	BILLES
PULPWOOD	U K DENMK GER GREEK NORW SWEDN LIBER OTHER	8,533 58,300 37,965 13,621 38,794 13,313 3,330 110,873			8,533 58,300 37,965 13,621 38,794 13,313 3,330 110,873	P U DANMK ALL GRECO NORV SUEDE LIBER AUTRE	BOIS A PATE
COMMODITY TOTAL TEXTILE FIBRES NES	GER	284,729			284,729	ALL	TOTAL DE MARCHANDISE FIBRES TEXTILES NDA
IRON ORE AND CONC	U K GER LIBER OTHER	20 119,344 39,260 167,291 44,800			20 119,344 39,260 167,291 44,800	R U ALL LIBEP AUTRE	MINÉRAI, CONC. DE FER
COMMODITY TOTAL ZINC ORE AND CONC.	LIBER OTHER	370,695 20,627 15,005			370,695 20,627 15,005	LIREP AUTRE	TOTAL DE MARCHANDISE MINÉRAI, CONC. DE ZINC
COMMODITY TOTAL ORES AND CONC. NES	NORW LIBER	5 5		708 904	713 904	NORV LIBER	TOTAL DE MARCHANDISE MINÉRAIS ET CONC. NDA
COMMODITY TOTAL NON-FERROUS MET. SCRAP	U K GER GREEK OTHER	29 22	29	1,612 44	1,617 44	R U ALL GRECO AUTRE	TOTAL DE MARCHANDISE DÉCHETS MÉTAL. NON FER.
COMMODITY TOTAL SLAG, DROSS, BY-PRODUCTS	U K NORW LIBER	22 17,696 43,206 13,440	29	72	123 17,696 43,206 13,440	P U NORV LIBEP	TOTAL DE MARCHANDISE BOIS, GIEUX, SCRAP. PROD.
COMMODITY TOTAL ASBESTOS	DENMK GER NORW LIBER OTHER	40 40 22 110 10,055		40 40 22 110 1,357	40 80 22 110 11,412	DANMK ALL NORV LIBER AUTRE	TOTAL DE MARCHANDISE AMIANTE
COMMODITY TOTAL SULPHUR IN ORES	GREEK LIBER	10,095		1,569 10,080	11,644 10,080	LIBER GRECO	TOTAL DE MARCHANDISE SOUFRE EN MINÉRAI
COMMODITY TOTAL CRUDE NON-MET. MIN. NES	U K GER OTHER	30 67 10		45,612	30 67 10 45,612	R U ALL AUTPE	TOTAL DE MARCHANDISE MIN. NON-MÉT. BRUTS NDA
COMMODITY TOTAL COTTON, TEXTILE WASTE	U K GER OTHER	107 51			107 51	ALL AUTPE	TOTAL DE MARCHANDISE DÉCHETS DE COTON, TEXT.
COMMODITY TOTAL WASTE AND SCRAP NES	GER OTHER	15 66	303 315 618		330 684	ALL AUTRE	TOTAL DE MARCHANDISE DÉCHETS ET REBUTS NDA
COMMODITY TOTAL RUBBER FAB. MATERIALS LUMBER AND TIMBER	GER OTHER NORW U K GER GREEK NORW SWEDN LIBER OTHER	42 42 1 60 21	17 1 182 21	708 4,205 3,480 46,606 10,901 11,174 789	59 1 950 4,226 3,480 46,546 10,901 11,174 1,030	ALL NORV R U ALL GRECO NORV SUEDE LIBER AUTRE	TOTAL DE MARCHANDISE DEMI-PROD. CAOUTCHOUC BOIS D'OEUVRE ET CHARP.
COMMODITY TOTAL SHINGLES AND SHAKES	U K NORW SWEDN LIBER OTHER	100 63	444	77,863	78,407	ALL AUTRE	TOTAL DE MARCHANDISE BARDEAUX, BARD. FACADE
COMMODITY TOTAL VENEER, PLYWOOD	U K GER GREEK NORW SWEDN OTHER	60 123		71	194	R U ALL GRECO NORV SUEDE LIBER AUTRE	TOTAL DE MARCHANDISE PLACAGES, CONTRE-PLAO.
COMMODITY TOTAL WOOD FAB. MATERIALS PULP	U K GER GREEK NETH NORW	8 1,937 6,269 206 1,643		16,784 7,689 15,913	8 1,937 23,053 206 7,689 17,556	NORV R U ALL GRECO P. BAS NORV	TOTAL DE MARCHANDISE DEMI-PRODUITS EN BOIS PATE

TABLE 1. CARGOES LOADED AT CANADIAN PORTS FOR FOREIGN COUNTRIES.

TABLEAU 1. MARCHANDISES CHARGÉES DANS LES PORTS CANADIENS A DESTINATION DE PAYS ÉTRANGERS.

COUNTRY OF DESTINATION AND KIND OF CARGO	REGISTRY OF VESSEL	ATLANTIC ATLANTIQUE	GREAT LAKES GRANDS LACS	PACIFIC PACIFIQUE	TOTAL TOTAL	IMMATIC. DU NAVIRE	PAYS DE DESTINATION ET MARCHANDISE
FRANCE-ATLANT. CONT.							FRANCE-ATLANT. SUITE
	LIBER			844	844	LIBER	
	OTHER	5,812		27,578	33,390	AUTRE	
COMMODITY TOTAL		15,867		68,808	84,675		TOTAL DE MARCHANDISE
NEWSPRINT PAPER	GER	3,854		1,411	5,265	ALL	PAPIER JOURNAL
	NORW			342	342	NORV	
	OTHER	3,905		1,417	5,322	AUTRE	
COMMODITY TOTAL		7,759		3,170	10,929		TOTAL DE MARCHANDISE
PAPER NES	U K		1		1	R U	PAPIER NOA
	NORW		29		29	NORV	
	OTHER		8	1,099	1,107	AUTRE	
COMMODITY TOTAL			38	1,099	1,137		TOTAL DE MARCHANDISE
PAPERBOARD	GER	3			3	ALL	CARTON
BLDG.PAPER AND BOARD	U K	201			201	R U	PLAQ.CONSTR.,PAP/CAPT.
	GER	390			390	ALL	
	NORW	100			100	NORV	
	OTHER	99			99	AUTRE	
COMMODITY TOTAL		790			790		TOTAL DE MARCHANDISE
WET MACHINE BOARD	GER		5		5	ALL	CARTON EN PATE PRESSÉ
TEXTILE FAB.MTL NES	GER		2		2	ALL	OUVR.EN MAT.TEXT.NDA
	NORW		1		1	NORV	
	OTHER		1		1	AUTRE	
COMMODITY TOTAL			4		4		TOTAL DE MARCHANDISE
OILS,FATS,WAXES NES	GER		275		275	ALL	HUIL.MAT.GRAS.CIRE NOA
	OTHER		61		61	AUTRE	
COMMODITY TOTAL			336		336		TOTAL DE MARCHANDISE
METALLIC SALTS	U K	120			120	R U	SELS METALLIQUES
	OTHER	573			573	AUTRE	
COMMODITY TOTAL		693			693		TOTAL DE MARCHANDISE
INDRGANIC CHEMS. NES	U K	20			20	R U	PROD.CHIM.INORG.NDA
	GER	5	40		45	ALL	
	OTHER	605	11		616	AUTRE	
COMMODITY TOTAL		630	51		681		TOTAL DE MARCHANDISE
GLYCOL	U K		63		63	R U	GLYCOL
ORGANIC CHEMICALS NES	U K		31		31	R U	PROD.CHIM.ORGAN.NDA
	GER	7	1		8	ALL	
	GREEK	20			20	GRECQ	
	NORW		84		84	NORV	
	OTHER	571	26		597	AUTRE	
COMMODITY TOTAL		598	142		740		TOTAL DE MARCHANDISE
FERTILIZERS NES	U K	3,351			3,351	R U	ENGRAIS CHIMIQUE NDA
SYNTHETIC RUBBER	GER		74		74	ALL	CAOUTCHOUC SYNTHETIQUE
	OTHER	26			26	AUTRE	
COMMODITY TOTAL		26	74		100		TOTAL DE MARCHANDISE
PLASTIC MATERIALS	U K	74	5		79	R U	MATIERES PLASTIQUES
	GER	120	9		129	ALL	
	OTHER		5		5	AUTRE	
COMMODITY TOTAL		194	19		213		TOTAL DE MARCHANDISE
CHEM.SPECIALTIES NES	GER		23		23	ALL	PROD.CHIM.SPECIALS NDA
	NORW		67		67	NORV	
	OTHER		90		90		TOTAL DE MARCHANDISE
FUEL OIL	OTHER		3		3	AUTRE	MAZOUT
LUBRICATING OIL,GREASE	U K	52			52	R U	HUILE,GRAISSE LUBRIF.
	NORW		56		56	NORV	
COMMODITY TOTAL		52	56		108		TOTAL DE MARCHANDISE
COKE	U K	141			141	R U	COKE
	GREEK	35			35	GRECQ	
	OTHER	45			45	AUTRE	
COMMODITY TOTAL		221			221		TOTAL DE MARCHANDISE
BARNS AND RODS,STEEL	U K	358			358	R U	BARRES ET TIGES ACIER
	GREEK	492			492	GRECQ	
	OTHER		1,967		1,967	AUTRE	
COMMODITY TOTAL		850	1,967		2,817		TOTAL DE MARCHANDISE
ALUMINIUM	U K	1,732			1,732	R U	ALUMINIUM
	GER	3,859			3,859	ALL	
	GREEK	454			454	GRECQ	
	NORW	138			138	NORV	
	OTHER	2,438			2,438	AUTRE	
COMMODITY TOTAL		8,621			8,621		TOTAL DE MARCHANDISE
COPPER AND ALLOYS	U K	4,681	613		5,294	R U	CUIVRE ET ALLIAGES
	GER	1,570	244		1,814	ALL	
	GREEK	2,027			2,027	GRECQ	
	NORW	1,248	707		1,955	NORV	
	OTHER	1,062	704		1,766	AUTRE	
COMMODITY TOTAL		10,588	2,268		12,856		TOTAL DE MARCHANDISE
NICKEL AND ALLOYS	GER			100	100	ALL	NICKEL ET ALLIAGES
	NORW		4		4	NORV	
	OTHER		109	301	410	AUTRE	
COMMODITY TOTAL			113	401	514		TOTAL DE MARCHANDISE
NON-FERROUS METALS NES	U K	180			180	R U	METAUX NON-FERREUX NOA
	NORW	61			61	NORV	
	OTHER		5		5	AUTRE	
COMMODITY TOTAL		241	5		246		TOTAL DE MARCHANDISE
METAL FAB.BASIC PROD.	GER		13		13	ALL	OUVR.DE BASE EN METAL
	OTHER		17		17	AUTRE	
			30		30		TOTAL DE MARCHANDISE
BRICKS,TILES NES	U K	187			187	R U	BRQUES,TUILES NDA



TABLE 1. CARGOES LOADED AT CANADIAN PORTS FOR FOREIGN COUNTRIES.

TABLEAU 1. MARCHANDISES CHARGÉES DANS LES PORTS CANADIENS A DESTINATION DE PAYS ÉTRANGERS.

COUNTRY OF DESTINATION AND KIND OF CARGO	REGISTRY OF VESSEL	ATLANTIC ATLANTIQUE	GREAT LAKES GRANDS LACS	PACIFIC PACIFIQUE	TOTAL TOTAL	IMMATIC. DU NAVIRE	PAYS DE DESTINATION ET MARCHANDISE
FRANCE-ATLANT. CONT.							FRANCE-ATLANT. SUITE
	GER	906			906	ALL	
	NORW	443			443	NORV	
	OTHER	651			651	AUTRE	
COMMODITY TOTAL		2,187			2,187		TOTAL DE MARCHANDISE
ASBESTOS BASIC PROD.	GER	44			44	ALL	OUVR. DE BASE AMIANTE
NON-MET. MIN. BASIC PROD.	OTHER		3		3	AUTRE	PROD. MIN. NON-MET. BASE
TRACTORS	U K	97			97	R U	TRACTEURS
	GREEK	24			24	GRECO	
	NORW	22			22	NORV	
COMMODITY TOTAL		143			143		TOTAL DE MARCHANDISE
MACHINERY NES	U K	89	61		149	R U	MACHINES NDA
	DENMK			1	1	DANMK	
	GER	100	54	17	171	ALL	
	GREEK	43			43	GRECO	
	NORW	42	148	11	201	NORV	
	OTHER	41	235	6	282	AUTRE	
COMMODITY TOTAL		314	498	35	847		TOTAL DE MARCHANDISE
PASS. AUTOS AND CHASSIS	NORW	1			1	NORV	VOITURES PART., CHASSIS
TRUCKS AND CHASSIS	U K	27			27	R U	CAMIONS ET CHASSIS
MOTOR VEHICLE ENGINES	GER		12		12	ALL	MOTEURS DE VEH. AUTOM.
	OTHER	1			1	AUTRE	
COMMODITY TOTAL		1	12		13		TOTAL DE MARCHANDISE
SHIPS, AIRCRAFT, MIS. VEH	GER	10	5		15	ALL	NAVIRES, AVIONS, VEH. DIV
RUBBER TIRES AND TUBES	OTHER			10	10	AUTRE	PNEUS, CHAMBRES A AIR
EQUIPMENT MISC.	U K	25			25	R U	MATERIEL DIVERS
	GER		44	6	50	ALL	
	OTHER	4			4	AUTRE	
COMMODITY TOTAL		29	44	6	79		TOTAL DE MARCHANDISE
PERSONAL, HOUSEHOLD GOODS	U K		14		14	R U	ART. PERS. ET MENAGERS
	GER		22	5	27	ALL	
	NORW		4		4	NORV	
	OTHER	7	18	12	37	AUTRE	
COMMODITY TOTAL		7	58	17	82		TOTAL DE MARCHANDISE
FIREARMS, AMMUNITION	OTHER	7	1		1	AUTRE	ARMES A FEU, MUNITIONS
CONTAINERS, CLOSURES	GER		21		21	ALL	CONTENEURS, FERMETURES
	NORW	13	6		19	NORV	
	OTHER	73	55		128	AUTRE	
COMMODITY TOTAL		86	82		168		TOTAL DE MARCHANDISE
MISC. END PRODUCTS NES	U K	2			2	R U	PRODUITS FINIS DIV. NES
	GER		2		2	ALL	
	NORW	24	2		26	NORV	
	OTHER	7	3	43	53	AUTRE	
COMMODITY TOTAL		33	7	43	83		TOTAL DE MARCHANDISE
GENERAL CARGO	U K	679			679	R U	MARCHANDISES DIVERSES
	GER	368	1	1	370	ALL	
	GREEK	267			267	GRECO	
	NORW	380	8	1	389	NORV	
	OTHER	579	41		620	AUTRE	
COMMODITY TOTAL		2,273	50	2	2,325		TOTAL DE MARCHANDISE
COUNTRY/REGION TOTAL		978,695*	17,110*	210,729*	1,206,534*		TOTAL DE PAYS/REGION
FRANCE-MEDITER							FRANCE-MEDITER
FISH, FRESH OR FROZEN	LIBER			1	1	LIBER	POISSON, FRAIS OU CONG.
FISH, CANNED	ITALY			10	10	ITAL	POISSON EN BOITES
	LIBER			4	4	LIBER	
COMMODITY TOTAL				14	14		TOTAL DE MARCHANDISE
SHELL FISH, NES	OTHER	17			17	AUTRE	MOLLUSQUES CRUST., NOA
BARLEY	LIBER	17,000			17,000	LIBER	ORGE
WHEAT	GER	3,367			3,367	ALL	
	NORW	19,170			19,170	NORV	
	LIBER	22,635			22,635	LIBER	
COMMODITY TOTAL		45,172			45,172		TOTAL DE MARCHANDISE
PEANUTS	GER	50			50	ALL	CACAHUETES
VEGETABLES, DRIED	ITALY	25			25	ITAL	LEGUMES, SECS
SAUSAGE SKINS, CASINGS	GER	11			11	ALL	BOYAUX A SAUCISSES
WINES	GER	50			50	ALL	VINS
DIET. ALCOHOLIC BEV.	OTHER		17		17	AUTRE	BOISS. ALCOOL. DIET.
SEEDS FOR SOWING NES	NORW	6			6	NORV	GRAINES DE SEMENCE NOA
	LIBER			5	5	LIBER	
COMMODITY TOTAL		6		5	11		TOTAL DE MARCHANDISE
NICKEL-COPPER ORE	LIBER			42	42	LIBER	MINER. DE CUIVRE-NICKEL
ORES AND CONC. NES	ITALY			419	419	ITAL	MINERAIS ET CONC. NDA
	LIBER			4,447	4,447	LIBER	
COMMODITY TOTAL				4,866	4,866		TOTAL DE MARCHANDISE
ASBESTOS	GER	522			522	ALL	AMIANTE
	GREEK	717			717	GRECO	
	LIBER			110	110	LIBER	
	OTHER	1,573			1,573	AUTRE	
COMMODITY TOTAL		2,812		195	3,007		TOTAL DE MARCHANDISE
STONE, CRUDE NES	NORW	150			150	NORV	PIERRE BRUTE NDA
COTTON, TEXTILE WASTE	GER	50	29		79	ALL	OCHETS DE COTON, TEXT.
	GREEK	45			45	GRECO	
	OTHER	16	53		69	AUTRE	
COMMODITY TOTAL		111	82		193		TOTAL DE MARCHANDISE

TABLE 1. CARGOES LOADED AT CANADIAN PORTS FOR FOREIGN COUNTRIES.

TABLEAU 1. MARCHANDISES CHARGÉES DANS LES PORTS CANADIENS À DESTINATION DE PAYS ÉTRANGERS.

COUNTRY OF DESTINATION AND KIND OF CARGO	REGISTRY OF VESSEL	ATLANTIC ATLANTIQUE	GREAT LAKES GRANDS LACS	PACIFIC PACIFIQUE	TOTAL TOTAL	IMMATIC. DU NAVIRE	PAYS DE DESTINATION ET MARCHANDISE
FRANCE-MEDITER COMT. PULP	GER	246			246	ALL	FRANCE-MEDITER SUITE
	ITALY	802		542	1,344	ITAL	PATE
	NORW			1,100	1,100	NORV	
	OTHER	12,324			12,324	AUTRE	
COMMODITY TOTAL		13,372		1,642	15,014		TOTAL DE MARCHANDISE
PAPERBOARD	NORW	3,640			3,640	NORV	CARTON
	OTHER	4,540			4,540	AUTRE	
COMMODITY TOTAL		8,180			8,180		TOTAL DE MARCHANDISE
OILS, FATS, WAXES NES	OTHER		1		1	AUTRE	HUIL. MAT. GRAS. CIRE NDA
METALLIC SALTS	OTHER	570			570	AUTRE	SELS METALLIQUES
ALUMINUM	LIBER			1,352	1,352	LIBER	ALUMINIUM
COPPER AND ALLOYS	NORW		111		111	NORV	CUIVRE ET ALLIAGES
	OTHER	50			50	AUTRE	
COMMODITY TOTAL		50	111		161		TOTAL DE MARCHANDISE
NICKEL AND ALLOYS	NORW		150		150	NORV	NICKEL ET ALLIAGES
	OTHER		114		114	AUTRE	
COMMODITY TOTAL			264		264		TOTAL DE MARCHANDISE
NON-FERROUS METALS NES	GER	240			240	ALL	METEAUX NON-FERREUX NDA
	NORW	60			60	NORV	
	LIBER			12	12	LIBER	
	OTHER	180			180	AUTRE	
COMMODITY TOTAL		480		12	492		TOTAL DE MARCHANDISE
RUBBER TIRES AND TUBES	OTHER		37		37	AUTRE	PNEUS, CHAMBRES A AIR
EQUIPMENT MISC.	OTHER		1		1	AUTRE	MATERIEL DIVERS
PERSONAL, HOUSEHOLD GOODS	GER		1		1	ALL	ART. PERS. ET MENAGERS
	GREEK	1		1	2	GRECO	
	OTHER		1		1	AUTRE	
COMMODITY TOTAL		1	2	1	4		TOTAL DE MARCHANDISE
MISC. END PRODUCTS NES	NORW	35			35	NORV	PRODUITS FINIS DIV. NDA
GENERAL CARGO	GER	70			70	ALL	MARCHANDISES DIVERSES
	GREEK	10			10	GRECO	
	NORW	22	3		25	NORV	
	OTHER	102			102	AUTRE	
COMMODITY TOTAL		204	3		207		TOTAL DE MARCHANDISE
COUNTRY/REGION TOTAL		88,296*	518*	8,130*	96,944*		TOTAL DE PAYS/REGION
GERMANY WEST							ALLEMAGNE, R F
CATTLE	GER	16			16	ALL	BOVINS
LIVE ANIMALS, NES	GER	1			1	ALL	ANIMAUX VIVANTS, NDA
MEAT, FRESH OR FROZEN	GER	191	2		193	ALL	VIANDE, FRAICHE / CONG.
FISH, FRESH OR FROZEN	U K			6	6	R U	POISSON, FRAIS OU CONG.
	DENMK	224			224	DANMK	
	GER	23		8	31	ALL	
	NETH	455		14	469	P. BAS	
	SWEDN			296	296	SUEDE	
	PANAM	28			28	PANAM	
	OTHER				29	AUTRE	
COMMODITY TOTAL		730		353	1,083		TOTAL DE MARCHANDISE
FISH, SALTED OR CURED	SWEDN			11	11	SUEDE	POISSON, SALE OU FUME
FISH, CANNED	U K			2	2	R U	POISSON EN BOITES
	GER	56		7	63	ALL	
	SWEDN			2	2	SUEDE	
COMMODITY TOTAL		56		11	67		TOTAL DE MARCHANDISE
LOBSTER	GER	71			71	ALL	HOMARD
	OTHER	11			11	AUTRE	
COMMODITY TOTAL		82			82		TOTAL DE MARCHANDISE
SHELL FISH, NES	GER	13			13	ALL	MOLLUSQUES CRUST. NDA
	OTHER	44			44	AUTRE	
COMMODITY TOTAL		57			57		TOTAL DE MARCHANDISE
CHEESE	GER	1	3		4	ALL	FROMAGE
DAIRY PROD. EGGS, HONEY	U K	12		96	108	R U	PROD. LAIT., OEUFS, MIEL
	GER	104		55	159	ALL	
	NETH			61	61	P. BAS	
	NORW			2	2	NORV	
COMMODITY TOTAL		116		214	330		TOTAL DE MARCHANDISE
BARLEY	U K	47,389			47,389	R U	ORGE
	DENMK		15,400		15,400	DANMK	
	GER	111,335			111,335	ALL	
	GREEK	18,626	14,200		32,826	GRECO	
	ITALY	28,942	14,021		42,963	ITAL	
	NORW	99,208	1,176		100,384	NORV	
	LIBER	51,141	26,254		77,395	LIBER	
	OTHER	103,116	13,880		116,996	AUTRE	
COMMODITY TOTAL		459,757	84,931		544,688		TOTAL DE MARCHANDISE
CORN	U K	28,321			28,321	R U	MAIS
	DENMK	21,067			21,067	DANMK	
	GER	3,444			3,444	ALL	
	ITALY	4,890			4,890	ITAL	
	NETH	21,368		96	21,368	P. BAS	
	NORW	51,174			51,174	NORV	
	LIBER	7,422			7,422	LIBER	
COMMODITY TOTAL		137,686			137,686		TOTAL DE MARCHANDISE
HATS	U K	7,471	1,568		9,039	R U	AVOINE
	DENMK		17,948		17,948	DANMK	

TABLE 1. CARGOES LOADED AT CANADIAN PORTS FOR FOREIGN COUNTRIES.

TABLEAU 1. MARCHANDISES CHARGÉES DANS LES PORTS CANADIENS A DESTINATION DE PAYS ÉTRANGERS.

COUNTRY OF DESTINATION AND KIND OF CARGO	REGISTRY OF VESSEL	ATLANTIC ATLANTIQUE	GREAT LAKES GRANDS LACS	PACIFIC PACIFIQUE	TOTAL TOTAL	IMMATIC. DU NAVIRE	PAYS DE DESTINATION ET MARCHANDISE
GERMANY WEST CONT.							ALLEMAGNE, R F SUITE
	GER		12,210		12,210	ALL	
	ITALY		9,924		9,924	ITAL	
	NORW		12,977		12,977	NORV	
	OTHER		22,147		22,147	AUTRE	
COMMODITY TOTAL		7,471	76,774		84,245		TOTAL DE MARCHANDISE
WHEAT	U K	23,793			23,793	R U	BLF
	DENMK	8,512			8,512	DANMK	
	GER	213,429	17,453		230,882	ALL	
	ITALY	8,826			8,826	ITAL	
	NORW	48,315	5,936	2,985	57,236	NORV	
	SWEDN	8,876			8,876	SUFDE	
	LIBER	10,189			10,189	LIBER	
	PANAM	21,500			21,500	PANAM	
	OTHER	28,937			28,937	AUTRE	
COMMODITY TOTAL		372,377	23,389	2,985	398,751		TOTAL DE MARCHANDISE
WHEAT FLOUR	GER		4		4	ALL	FARINE DE BLE
BAKERY PRDD. INC. FROZEN	GER		22		22	ALL	PROD. BOUL., PROD. CONG.
FRESH FRUITS, BERRIES	DENMK	532			532	DANMK	FRUITS, BAIES FRAIS
	GER	1,640			1,640	ALL	
	GREEK	486			486	GREQO	
	SWEDN	420			420	SUFDE	
	OTHER	1,554			1,554	AUTRE	
COMMODITY TOTAL		4,632			4,632		TOTAL DE MARCHANDISE
FROZEN FRUITS, BERRIES	GER	1			1	ALL	FRUITS, BAIES CONGELES
DRIED FRUITS	GER	20			20	ALL	FRUITS SECS
FRUIT JUICES	GER	22			22	ALL	JUS DE FRUIT
FRUITS, PREP. CANNED	GER	6			6	ALL	FRUITS PREP. EN BOITE
	OTHER	22			22	AUTRE	
COMMODITY TOTAL		28			28		TOTAL DE MARCHANDISE
VEGETABLES, FRESH	GER	2			2	ALL	LEGUMES, FRAIS
	OTHER	395			395	AUTRE	
COMMODITY TOTAL		397			397		TOTAL DE MARCHANDISE
VEGETABLES, FROZEN	GER	33			33	ALL	LEGUMES, CONGELES
VEGETABLES, DRIED	GER	1,398			1,398	ALL	LEGUMES, SECS
	OTHER	720			720	AUTRE	
COMMODITY TOTAL		2,118			2,118		TOTAL DE MARCHANDISE
VEGETABLE PREP. NES	U K			28	28	R U	PREP. DE LEGUMES NES
	GER	2,174	35		2,209	ALL	
	OTHER	30,392			30,392	AUTRE	
COMMODITY TOTAL		32,566	35	28	32,629		TOTAL DE MARCHANDISE
SYRUP	GER	2			2	ALL	SIROP
SUGAR PREPARATIONS	GER	126			126	ALL	PREP. A BASE DE SUCRE
COFFEE	GER	6			6	ALL	CAFE
SPICES	GER	1			1	ALL	EPICES
SAUSAGE SKINS, CASINGS	GER	164	15		179	ALL	BOYAUX A SAUCISSES
	OTHER	99			99	AUTRE	
COMMODITY TOTAL		263	15		278		TOTAL DE MARCHANDISE
MISC. FOOD PREP. NES	GER	334			334	ALL	DIV. PREP. ALIM. NDA
OIL SEED MEAL, CAKE NES	GER		1,120		1,120	ALL	FAR. TOUR. OLEAG. NDA
WINES	GER	4			4	ALL	VINS
DIST. ALCOHOLIC BEV.	GER	127	9		136	ALL	BOISS. ALCOOL. DIST.
	OTHER	124			124	AUTRE	
COMMODITY TOTAL		251	9		260		TOTAL DE MARCHANDISE
CIGARETTES	GER	18	6		24	ALL	CIGARETTES
	OTHER	16			16	AUTRE	
COMMODITY TOTAL		34	6		40		TOTAL DE MARCHANDISE
TOBACCO NES	GER	10			10	ALL	TABACS NDA
RAW HIDES AND SKINS	U K			78	78	R U	PEAUX ET CUIRS BRUT
	GER	5,621	2,948	800	9,369	ALL	
	NETH			78	78	P. BAS	
	SWEDN			78	78	SUFDE	
	OTHER	4,062	50		4,112	AUTRE	
COMMODITY TOTAL		9,683	2,998	1,034	13,715		TOTAL DE MARCHANDISE
CRUDE ANIMAL PROD. NES	GER	17	92		109	ALL	PR. BRUTS ORIG. ANIM. NDA
	OTHER	5			5	AUTRE	
COMMODITY TOTAL		22	92		114		TOTAL DE MARCHANDISE
SEEDS FOR SOWING NES	U K			34	34	R U	GRAINES DE SEMENCE NDA
	GER	363	19		399	ALL	
	NETH			11	11	P. BAS	
	OTHER	143			143	AUTRE	
COMMODITY TOTAL		506	19	88	613		TOTAL DE MARCHANDISE
FLAXSEED	U K	1,150	2,834		3,984	R U	GRAINE DE LIN
	NORW	15,977	8,869		24,846	NORV	
	LIBER	19,170	5,350		24,520	LIBER	
	OTHER	4,793			4,793	AUTRE	
COMMODITY TOTAL		41,090	17,053		58,143		TOTAL DE MARCHANDISE
MUSTARD SEED	GER	20	3,011		3,031	ALL	GRAINE DE MOUTARDE
	NETH			409	409	P. BAS	
	NORW	5,322			5,322	NORV	
COMMODITY TOTAL		5,342	3,011	409	8,762		TOTAL DE MARCHANDISE
RAPESEED	ITALY		18,648		18,648	ITAL	GRAINE DE COLZA
	NORW		5,326	17,917	23,243	NORV	
	LIBER	14,103			14,103	LIBER	
COMMODITY TOTAL		14,103	23,974	17,917	55,994		TOTAL DE MARCHANDISE
SOYA BEANS	GER	6,721			6,721	ALL	GRAINE DE SOYA



TABLE 1. CARGOES LOADED AT CANADIAN PORTS FOR FOREIGN COUNTRIES.

TABLEAU 1. MARCHANDISES CHARGÉES DANS LES PORTS CANADIENS A DESTINATION DE PAYS ÉTRANGERS.

COUNTRY OF DESTINATION AND KIND OF CARGO	REGISTRY OF VESSEL	ATLANTIC	GREAT LAKES	PACIFIC	TOTAL	IMMATIC. DU NAVIRE	PAYS DE DESTINATION ET MARCHANDISE	
		ATLANTIQUE	GRANDS LACS	PACIFIQUE	TOTAL			
GERMANY WEST CONT.							ALLEMAGNE, R F	SUITE
	NORW	42,609			42,609	NORV		
COMMOODITY TOTAL		49,330			49,330			TOTAL DE MARCHANDISE
NURSERY, GREENHSE STOCK	GER	470			470	ALL		PROD. PEPINIERE, SERRE
CRUDE VEG. PROD. NES	GER	3			3	ALL		PR. BRUTS ORIG. VEG. NDA
	OTHER				16	AUTRE		
COMMOODITY TOTAL		3			16			TOTAL DE MARCHANDISE
LOGS	GER	548	837		1,385	ALL		BILLES
	GREEK				5	GREQC		
COMMOODITY TOTAL		548	837		1,390			TOTAL DE MARCHANDISE
TEXTILE FIBRES NES	GER	176			176	ALL		FIBRES TEXTILES NDA
	OTHER	11			11	AUTRE		
COMMOODITY TOTAL		187			187			TOTAL DE MARCHANDISE
COPPER ORE AND CONC.	U K	2,243			2,243	R U		MINERAI, CONC. CUIVRE
	SWEDN	10,189			10,209	SUEDE		
COMMOODITY TOTAL		12,432			12,452			TOTAL DE MARCHANDISE
IRON ORE AND CONC	GER	260,449			260,449	ALL		MINERAI, CONC. DE FER
	GREEK	86,903			86,903	GREQC		
	NETH	37,205			37,205	P. BAS		
	NORW	468,186			468,186	NORV		
	SWEDN	77,178			77,178	SUEDE		
	LIBER	296,537			296,537	LIBER		
	OTHER	54,544			54,544	AUTRE		
COMMOODITY TOTAL		1,281,002			1,281,002			TOTAL DE MARCHANDISE
LEAD ORE AND CONC.	LIBER			69	69	LIBER		MINERAI, CONC. DE PLOMB
ZINC ORE AND CONC.	GER	17,530			17,530	ALL		MINERAI, CONC. DE ZINC
	LIBER			2,770	2,770	LIBER		
COMMOODITY TOTAL		17,530		2,770	20,300			TOTAL DE MARCHANDISE
ORES AND CONC. NES	GER	783			183	ALL		MINERAIS ET CONC. NDA
	SWEDN				556	SUEDE		
	OTHER	85			11	AUTRE		
COMMOODITY TOTAL		868		750	1,618			TOTAL DE MARCHANDISE
IRON AND STEEL SCRAP	GER	693	1,536		2,256	ALL		DECHETS DE FER, DACIER
	NORW				1	NORV		
	SWEDN				11	SUEDE		
	OTHER				10	AUTRE		
COMMOODITY TOTAL		693	1,536	49	2,278			TOTAL DE MARCHANDISE
NON-FERROUS MET. SCRAP	U K	40			51	R U		DECHETS METAL. NON FER.
	GER	3,857	978		919	ALL		
	NETH				99	P. BAS		
	NORW				220	NORV		
	SWEDN				135	SUEDE		
	OTHER	694	60	39	793	AUTRE		
COMMOODITY TOTAL		4,591	1,038	1,463	7,092			TOTAL DE MARCHANDISE
SLAG, DROSS, BY-PRODUCTS	GER	222	82		331	ALL		POUS, GUEUL, SCOR. PROD.
ASBESTOS	U K	586			586	R U		AMIANTE
	GER	9,693			5,002	ALL		
	NETH				114	P. BAS		
	SWEDN				2	SUEDE		
	OTHER	29,983			100	AUTRE		
COMMOODITY TOTAL		40,262		5,218	45,480			TOTAL DE MARCHANDISE
CLAY MATERIALS NES	GER		128		128	ALL		MATIERES ARGIL. NDA
	OTHER	550			550	AUTRE		
COMMOODITY TOTAL		550	128		678			TOTAL DE MARCHANDISE
GYPNUM	GER	50			50	ALL		GYPSE
CRUDE NON-MET. MIN. NES	GER	3,446			3,446	ALL		MIN. NON-MET. BRUTS NDA
	OTHER	543			543	AUTRE		
COMMOODITY TOTAL		3,989			3,989			TOTAL DE MARCHANDISE
COTTON, TEXTILE WASTE	GER	174			174	ALL		DECHETS DE COTON, TEXT.
WASTE AND SCRAP NES	GER	1,057	828		1,885	ALL		DECHETS ET REBUTS NDA
	NORW				11	NORV		
	OTHER	69			11	AUTRE		
COMMOODITY TOTAL		1,126	828	22	1,976			TOTAL DE MARCHANDISE
LEATHER	OTHER	26			26	AUTRE		CUIR
RUBBER FAB. MATERIALS	GER	2			2	ALL		DEMI-PROD. CAOUTCHOUC
LUMBER AND TIMBER	U K			3,063	3,063	R U		BOIS D'OEUVRE ET CHARP.
	DENMK			15,800	15,800	DANMK		
	GER	264			2,132	ALL		
	GREEK				7,399	GREQC		
	NORW				8,975	NORV		
	LIBER				9,184	LIBER		
	OTHER				8,424	AUTRE		
COMMOODITY TOTAL		264		54,977	55,241			TOTAL DE MARCHANDISE
SHINGLES AND SHAKES	DENMK			85	85	DANMK		BARDEAUX, BARD. FACADE
	GER	18			18	ALL		
	GREEK				31	GREQC		
	LIBER				15	LIBER		
	OTHER				65	AUTRE		
COMMOODITY TOTAL		18		196	214			TOTAL DE MARCHANDISE
VENEER, PLYWOOD	U K			695	695	R U		PLACAGES, CONTRE-PLAQ.
	DENMK			1,558	1,558	DANMK		
	GER	1,442	2		100	ALL		
	GREEK				1,693	GREQC		
	NETH				5	P. BAS		
	NORW				2,601	NORV		
	SWEDN				100	SUEDE		

TABLE 1. CARGOES LOADED AT CANADIAN PORTS FOR FOREIGN COUNTRIES.

TABLEAU 1. MARCHANDISES CHARGÉES DANS LES PORTS CANADIENS A DESTINATION DE PAYS ÉTRANGERS.

COUNTRY OF DESTINATION AND KIND OF CARGO	REGISTRY OF VESSEL	ATLANTIC ATLANTIQUE	GREAT LAKES GRANDS LACS	PACIFIC PACIFIQUE	TOTAL TOTAL	IMMATIC. DU NAVIRE	PAYS DE DESTINATION ET MARCHANDISE
GERMANY WEST CONT.							ALLEMAGNE, R F SUITE
	LIBER			2,333	2,333	LIBER	
	OTHER			1,629	1,629	AUTRE	
COMMODITY TOTAL		1,442	2	10,714	12,158		TOTAL DE MARCHANDISE
WOOD FAB. MATERIALS	GER	1			1	ALL	DEMI-PRODUITS EN BOIS
	OTHER			7	7	AUTRE	
COMMODITY TOTAL		1		7	8		TOTAL DE MARCHANDISE
PULP	U K	839		9,104	9,443	R U	PATE
	DENMK	937			937	DANMK	
	GER	32,203		10,608	42,811	ALL	
	NETH			7,934	7,934	P. BAS	
	NORW	11,588		15,883	27,471	NORV	
	SWEDN			175	175	SUEDE	
	LIBER			17,204	17,204	LIBER	
	PANAM	4,396			4,396	PANAM	
	OTHER	7,627		12,102	19,729	AUTRE	
COMMODITY TOTAL		57,590		73,010	130,600		TOTAL DE MARCHANDISE
NEWSPRINT PAPER	U K	562			562	R U	PAPIER JOURNAL
	GER	5,767		2,238	8,005	ALL	
	NORW	6,631			6,631	NORV	
	SWEDN	5,441			5,441	SUEDE	
	CAN	20,998			20,998	CAN	
	OTHER	4,245		68	4,413	AUTRE	
COMMODITY TOTAL		43,744		2,306	46,050		TOTAL DE MARCHANDISE
PAPER NES	GER	589			589	ALL	PAPIER NDA
PAPERBOARD	U K	1,320			1,320	R U	CARTON
	GER	3,795			3,795	ALL	
	NORW	6,651			6,651	NORV	
	OTHER	3,204			3,204	AUTRE	
COMMODITY TOTAL		14,970			14,970		TOTAL DE MARCHANDISE
BLDG. PAPER AND BOARD	GER	592	6		598	ALL	PLAQ. CONSTR., PAP/CART.
	OTHER	40			40	AUTRE	
COMMODITY TOTAL		632	6		638		TOTAL DE MARCHANDISE
WET MACHINE BOARD	GER	2	34		36	ALL	CARTON EN PATE PRESSE
TEXTILE FAB. MTL NES	GER	114	3		117	ALL	DUVR. EN MAT. TEXT. NDA
ANIMAL OILS, EXC. MARINE	NORW	329			329	NORV	HUIL. ANIM. SAUF AN. MAR.
FISH, MARINE ANIMAL OIL	NORW	1,156			1,156	NORV	HUIL. DE POISSON, AN. MAR.
OILS, FATS, WAXES NES	GER	11	48		59	ALL	HUIL. MAT. GRAS. CIPE NDA
	NORW			605	605	NORV	
	SWEDN			102	102	SUEDE	
COMMODITY TOTAL		11	48	707	766		TOTAL DE MARCHANDISE
METALLIC SALTS	GER	21			21	ALL	SELS METALLIQUES
INORGANIC CHEMS. NES	GER	67			67	ALL	PROD. CHIM. INORG. NDA
	OTHER	5			5	AUTRE	
COMMODITY TOTAL		72			72		TOTAL DE MARCHANDISE
ORGANIC CHEMICALS NES	GER	1,356	34		1,390	ALL	PROD. CHIM. ORGAN. NDA
	OTHER	60			60	AUTRE	
COMMODITY TOTAL		1,416	34		1,450		TOTAL DE MARCHANDISE
AGRICULTURAL CHEMICALS	GER	6			6	ALL	PROD. CHIM. AGRICOLES
SYNTHETIC RUBBER	GER	553	445		998	ALL	CAOUTCHOUC SYNTHETIQUE
PLASTIC MATERIALS	GER	3,219	1,262		4,481	ALL	MATIERES PLASTIQUES
	OTHER	2			2	AUTRE	
COMMODITY TOTAL		3,221	1,262		4,483		TOTAL DE MARCHANDISE
DYESTUFF, PIGMENT, PAINT	GER	22			22	ALL	MAT. COLOR. PIG. PEINTURE
CHEM. SPECIALTIES NES	GER	11	I		112	ALL	PROD. CHIM. SPECIAUX NDA
	NETH			100	100	P. BAS	
	OTHER	2		4	6	AUTRE	
COMMODITY TOTAL		13	1	204	218		TOTAL DE MARCHANDISE
LUBRICATING OIL, GREASE	GER		18		18	ALL	HUIL. GRAISSE LUBRIF.
ASPHALTS, ROAD OILS	OTHER	80			80	AUTRE	ASPHALTE, BITUME LIQD.
FERRO-ALLOYS	GER	11			11	ALL	FERRO-ALLIAGES
PRIMARY IRON, STEEL NES	GER	188			188	ALL	FER, ACIER PRIMAIR. NDA
BARS AND ROOS, STEEL	GER	84			84	ALL	BARRES ET TIGES ACIER
	OTHER	124			124	AUTRE	
COMMODITY TOTAL		208			208		TOTAL DE MARCHANDISE
PLATE & SHEET STEEL	GER	141	461		602	ALL	TOLES, FEUILLES D'ACIER
STRUCTURAL SHAPES	GER	9			9	ALL	PROFILES DE CONSTRUCT.
	OTHER	2		97	99	AUTRE	
COMMODITY TOTAL		11		97	108		TOTAL DE MARCHANDISE
PIPES, TUBES: IRON, STEEL	GER	10			10	ALL	TUYAUX, TUBES: FER, ACIER
	OTHER			34	34	AUTRE	
COMMODITY TOTAL		10		34	44		TOTAL DE MARCHANDISE
WIRE	OTHER			80	80	AUTRE	FIL METALLIQUE
ALUMINUM	DENMK	1,015			1,015	DANMK	ALUMINIUM
	GER	12,959	9		12,968	ALL	
	OTHER	4,893			4,893	AUTRE	
COMMODITY TOTAL		18,867	9		18,876		TOTAL DE MARCHANDISE
COPPER AND ALLOYS	GER	4,581	53		4,634	ALL	CUIVRE ET ALLIAGES
	SWEDN			71	71	SUEDE	
	OTHER	1,232			1,232	AUTRE	
COMMODITY TOTAL		5,813	53	71	5,937		TOTAL DE MARCHANDISE
LEAD AND ALLOYS	GER	394		1,563	1,957	ALL	PLOMB ET ALLIAGES
	OTHER			110	110	AUTRE	
COMMODITY TOTAL		394		1,673	2,067		TOTAL DE MARCHANDISE
NICKEL AND ALLOYS	GER	136	63		199	ALL	NICKEL ET ALLIAGES
	NORW			100	100	NORV	
COMMODITY TOTAL		136	63	100	299		TOTAL DE MARCHANDISE



TABLE 1. CARGOES LOADED AT CANADIAN PORTS FOR FOREIGN COUNTRIES.

TABEAU 1. MARCHANDISES CHARGÉES DANS LES PORTS CANADIENS A DESTINATION DE PAYS ÉTRANGERS.

COUNTRY OF DESTINATION AND KIND OF CARGO	REGISTRY OF VESSEL	ATLANTIC ATLANTIQUE	GREAT LAKES GRANDS LACS	PACIFIC PACIFIQUE	TOTAL TOTAL	IMMATIC. DU NAVIRE	PAYS DE DESTINATION ET MARCHANDISE
GERMANY WEST CONT. ZINC AND ALLOYS	U K GER NORV SWEON OTHER	1,041		112 1,622 228 56	112 2,663 228 56 113	R U ALL NORV SUEOF AUTRE	ALLEMAGNE, R F SUITE ZINC ET ALLIAGES
COMMODITY TOTAL NON-FERROUS METALS NES METAL FAB. BASIC PROD.	GER U K GER OTHER	1,154 283		1 20 1	3,172 283 1 602 14	ALL R U ALL AUTRE	TOTAL DE MARCHANDISE METAUX NON-FERREUX NDA OUVR. DE BASE EN METAL
COMMODITY TOTAL GLASS BASIC PRODUCTS	GER OTHER	527	63 5	20 1	617 626 1	ALL AUTRE	TOTAL DE MARCHANDISE OUVR. DE BASE EN VERRE
COMMODITY TOTAL ASBESTOS BASIC PROD. NON-MET. MIN. BASIC PROD.	GER OTHER SWEON	651 21	626	1	627 651 21 1	ALL AUTRE SUEDE	TOTAL DE MARCHANDISE OUVR. DE BASE AMIANTE PROD. MIN. NON-MET. BASE
COMMODITY TOTAL MISC. FABRICATED PROD. TRACTORS	GER U K GER	21 6 24		1 6 24	22 6 24 301	ALL R U ALL	TOTAL DE MARCHANDISE OUVRAGES DIVERS TRACTEURS
COMMODITY TOTAL MACHINERY NES	U K GER SWEON OTHER	106 768	287	6 3	1,061 1,061 3 370	R U ALL SUEDE AUTRE	TOTAL DE MARCHANDISE MACHINES NDA
COMMODITY TOTAL RAILWAY ROLLING STOCK PASS. AUTOS AND CHASSIS	OTHER GER NORV OTHER	368 17	289 1 5	9	1,540 1 22 640 8	AUTRE ALL NORV AUTRE	TOTAL DE MARCHANDISE MAT. ROUL. DE CH. DE FER VOITURES PART., CHASSIS
COMMODITY TOTAL TRUCKS AND CHASSIS MOTOR VEHICLE ENGINES ROAD MOTOR VEH. NES	GER GER GER OTHER	24 11 65	645 56 4	1	670 11 121 4 5 9	ALL ALL ALL AUTRE	TOTAL DE MARCHANDISE CAMIONS ET CHASSIS MOTEURS DE VEH. AUTOM. VEH. AUTOM. ROUTIERS NDA
COMMODITY TOTAL RUBBER TIRES AND TUBES EQUIPMENT MISC.	GER U K GER OTHER	38 9	12 183	1 48	50 1 830 57	ALL R U ALL AUTRE	TOTAL DE MARCHANDISE PNEUS, CHAMBRES A AIR MATERIEL DIVERS
COMMODITY TOTAL PERSONAL, HOUSEHOLD GOODS	U K GER NETH NORV SWEON OTHER	107 22	99 2	7 12 9 22 38	213 12 9 22 62	R U ALL P. BAS NORV SUEDE AUTRE	TOTAL DE MARCHANDISE ART. PERS. ET MENAGERS
COMMODITY TOTAL CONTAINERS, CLOSURES	GER OTHER	129 777	101 2,576	89 132	319 3,485 128	ALL AUTRE	TOTAL DE MARCHANDISE CONTENEURS, FERMETURES
COMMODITY TOTAL MISC. END PRODUCTS NES	GER OTHER	905 42	2,576 3	132	3,613 195 42	ALL AUTRE	TOTAL DE MARCHANDISE PRODUITS FINIS DIV. NDA
COMMODITY TOTAL GENERAL CARGO	GER SWEON OTHER	234 1,932 151	3 2,232	5 2	237 4,169 2 151	ALL SUEDE AUTRE	TOTAL DE MARCHANDISE MARCHANDISES DIVERSES
COMMODITY TOTAL COUNTRY/REGION TOTAL		2,664,588*	247,141*	179,970*	3,091,699*		TOTAL DE MARCHANDISE TOTAL DE PAYS/REGION
GREECE FISH, FRESH OR FROZEN FISH, CANNED	LIBER GREEK OTHER			5 4	5 4	LIBEP GRECO AUTRE	GREECE POISSON, FRAIS OU CONG. POISSON EN BOITES
COMMODITY TOTAL SHELL FISH, NES MILK POWDER	LIBER GER GREEK LIBER	1 45 200 22		4 2	5 2 45 200 22	ALL LIBER GREEK LIBER	TOTAL DE MARCHANDISE MOLLUSQUES CRUST., NDA LAIT EN POUFRE
COMMODITY TOTAL WHEAT FLOUR	GER GREEK ITALY OTHER	267 233 434 371 187		267 233 434 371 187	267 233 434 371 187	ALL GREEK ITAL AUTRE	TOTAL DE MARCHANDISE FARINE DE BLE
COMMODITY TOTAL POTATOES	GER OTHER	1,225 1,485			1,225 1,485 2,466 3,951	ALL AUTRE	TOTAL DE MARCHANDISE POMMES DE TERRE
COMMODITY TOTAL VEGETABLES, DRIED VEGETABLE PREP. NES	LIBER GER OTHER	6 4	4	4	6 4 4	LIBER ALL AUTRE	TOTAL DE MARCHANDISE LEGUMES, SECS PREP. DE LEGUMES NDA
COMMODITY TOTAL MISC. FOOD PREP. NES	OTHER	25	2	8	27	AUTRE	TOTAL DE MARCHANDISE DIV. PREP. ALIM. NDA



TABLE 1. CARGOES LOADED AT CANADIAN PORTS FOR FOREIGN COUNTRIES.

TABLEAU 1. MARCHANDISES CHARGÉES DANS LES PORTS CANADIENS A DESTINATION DE PAYS ÉTRANGERS.

COUNTRY OF DESTINATION AND KIND OF CARGO	REGISTRY OF VESSEL	ATLANTIC ATLANTIQUE	GREAT LAKES GRANDS LACS	PACIFIC PACIFIQUE	TOTAL TOTAL	IMMATIC. DU NAVIRE	PAYS DE DESTINATION ET MARCHANDISE
GREECE GREECE							GRECE GRECE
CONT. FEEDS, VEGETABLE ORIGIN							SUITE PROV. D'ORIGINE VEGETALE
	GER	33			33	ALL	
	GREEK	70			70	GRECO	
	ITALY	110			110	ITAL	
	LIBER	77			77	LIBER	
	OTHER	11			11	AUTRE	
COMMODITY TOTAL		301			301		TOTAL DE MARCHANDISE
CONC. COMPLETE FEEDS	GREEK	148			148	GRECO	CONC., PROV. COMPLETES
DIST. ALCOHOLIC BEV.	LIBER	4			4	LIBER	BOISS. ALCOOL. DIST.
CIGARETTES	ITALY	20			20	ITAL	CIGARETTES
TOBACCO NES	OTHER		5		5	AUTRE	TABACS NDA
RAW HIDES AND SKINS	GREEK	209			209	GRECO	PEAUX ET CUIRS BRUT
	ITALY	373	19		392	ITAL	
	LIBER	51			51	LIBER	
	OTHER	260			260	AUTRE	
COMMODITY TOTAL		893	19		912		TOTAL DE MARCHANDISE
CRUDE ANIMAL PROD. NES	OTHER	27			27	AUTRE	PR. BRUTS ORIG. ANIM. NDA
FLAXSEED	ITALY	200			200	ITAL	GRAINE DE LIN
	LIBER	8,400			8,400	LIBER	
COMMODITY TOTAL		8,600			8,600		TOTAL DE MARCHANDISE
TEXTILE FIBRES NES	OTHER	3			3	AUTRE	FIBRES TEXTILES NDA
ASBESTOS	GREEK			600	600	GRECO	AMIANTE
	ITALY	2,479			2,479	ITAL	
	LIBER	813		500	1,313	LIBER	
	OTHER	8,488		605	9,094	AUTRE	
COMMODITY TOTAL		11,780		1,706	13,486		TOTAL DE MARCHANDISE
CRUDE NON-MET. MIN. NES	GREEK	100			100	GRECO	MIN. NON-MET. BRUTS NDA
	LIBER	6			6	LIBER	
COMMODITY TOTAL		106			106		TOTAL DE MARCHANDISE
COTTON, TEXTILE WASTE	ITALY		1		1	ITAL	DECHETS DE COTON, TEXT.
WASTE AND SCRAP NES	OTHER	1			1	AUTRE	DECHETS ET REBUTS NDA
LUMBER AND TIMBER	LIBER	361		1,428	1,789	LIBER	BOIS D'OEUVRE ET CHARP.
	OTHER			8	8	AUTRE	
COMMODITY TOTAL		361		1,436	1,797		TOTAL DE MARCHANDISE
VENEER, PLYWOOD	LIBER			82	82	LIBER	PLACAGES, CONTRE-PLAQ.
COOPERAGE STOCK	LIBER	66			66	LIBER	DEMI-PROD. TONNELLERIE
	OTHER	77			77	AUTRE	
COMMODITY TOTAL		143			143		TOTAL DE MARCHANDISE
WOOD FAB. MATERIALS	OTHER			1	1	AUTRE	DEMI-PRODUITS EN BOIS
PULP	GER	1,341			1,341	ALL	PATE
	GREEK	5,157			5,157	GRECO	
	ITALY	14,789			14,789	ITAL	
	LIBER	574		330	904	LIBER	
	OTHER	10,280		1,977	12,257	AUTRE	
COMMODITY TOTAL		32,141		2,307	34,448		TOTAL DE MARCHANDISE
NEWSPRINT PAPER	GREEK	787			787	GRECO	PAPIER JOURNAL
	ITALY	110			110	ITAL	
	LIBER	325			325	LIBER	
	OTHER	2,306			2,306	AUTRE	
COMMODITY TOTAL		3,528			3,528		TOTAL DE MARCHANDISE
PAPER NES	LIBER			22	22	LIBER	PAPIER NDA
	OTHER			48	48	AUTRE	
COMMODITY TOTAL				70	70		TOTAL DE MARCHANDISE
BLDG. PAPER AND BOARD	LIBER			30	30	LIBER	PLAQ. CONSTR., PAP./CART.
WET MACHINE BOARD	OTHER		3		3	AUTRE	CARTON EN PATE PRESSE
TEXTILE FAB. MTL NES	GER	1			1	ALL	OUVR. EN MAT. TEXT. NDA
	LIBER	11			11	LIBER	
	OTHER	11			11	AUTRE	
COMMODITY TOTAL		23			23		TOTAL DE MARCHANDISE
INORGANIC CHEMS. NES	GREEK	20			20	GRECO	PROD. CHIM. INORG. NDA
ORGANIC CHEMICALS NES	ITALY		5		5	ITAL	PROD. CHIM. ORGAN. NDA
	LIBER	2			2	LIBER	
	OTHER	945			945	AUTRE	
COMMODITY TOTAL		947		5	952		TOTAL DE MARCHANDISE
SYNTHETIC RUBBER	OTHER		41		41	AUTRE	CADOUTCHOUC SYNTHETIQUE
PLASTIC MATERIALS	GER	19			19	ALL	MATIERES PLASTIQUES
	ITALY	143			143	ITAL	
	LIBER	58			58	LIBER	
	OTHER	73			73	AUTRE	
COMMODITY TOTAL		293			293		TOTAL DE MARCHANDISE
PRIMARY IRON, STEEL NES	GER	6,875			6,875	ALL	FER, ACIER, PRIMAIR. NDA
PLATE & SHEET STEEL	U K	7,125	41,620		48,745	R U	TOLES, FEUILLES D'ACIER
	GER	22			22	ALL	
	LIBER	27	19		46	LIBER	
	OTHER	29			29	AUTRE	
COMMODITY TOTAL		7,203	41,639		48,842		TOTAL DE MARCHANDISE
WIPE	GREEK			1	1	GRECO	FIL METALLIQUE
	LIBER			1	1	LIBER	
COMMODITY TOTAL				2	2		TOTAL DE MARCHANDISE
ALUMINIUM	ITALY	386			386	ITAL	ALUMINIUM
	LIBER	40			40	LIBER	
	OTHER	1,295			1,295	AUTRE	
COMMODITY TOTAL		1,721			1,721		TOTAL DE MARCHANDISE
COPPER AND ALLOYS	GER	5			5	ALL	CUIVRE ET ALLIAGES
	ITALY	11	4		15	ITAL	
	LIBER	22			22	LIBER	
	OTHER		4		4	AUTRE	
COMMODITY TOTAL		38	8		46		TOTAL DE MARCHANDISE

TABLE 1. CARGOES LOADED AT CANADIAN PORTS FOR FOREIGN COUNTRIES.

TABLEAU 1. MARCHANDISES CHARGÉES DANS LES PORTS CANADIENS A DESTINATION DE PAYS ÉTRANGERS.

COUNTRY OF DESTINATION AND KIND OF CARGO	REGISTRY OF VESSEL	ATLANTIC ATLANTIQUE	GREAT LAKES GRANOS LACS	PACIFIC PACIFIQUE	TOTAL TOTAL	IMMATIC. DU NAVIRE	PAYS DE DESTINATION ET MARCHANDISE
GREECE CONT.							GRECE SUITE
LEAD AND ALLOYS	LIBER			338	338	LIBER	PLOMB ET ALLIAGES
NICKEL AND ALLOYS	GER		6		6	ALL	NICKEL ET ALLIAGES
	LIBER		2		2	LIBER	
	OTHER		1		1	AUTRE	
COMMODITY TOTAL			9		9		TOTAL DE MARCHANDISE
ZINC AND ALLOYS	LIBER	56			63	LIBER	ZINC ET ALLIAGES
	OTHER	106			106	AUTRE	
COMMODITY TOTAL		162			169		TOTAL DE MARCHANDISE
NON-FERROUS METALS NES	LIBER	17			17	LIBER	METAUX NON-FERREUX NDA
METAL FAB. BASIC PROD.	GER	18	68		86	ALL	OUVR. DE BASE EN METAL
	GREEK			2	2	GREEQ	
	ITALY	35	45		80	ITAL	
	LIBER	32	18	4	54	LIBER	
	OTHER	42	36		78	AUTRE	
COMMODITY TOTAL		127	167	6	300		TOTAL DE MARCHANDISE
BRICKS, TILES NES	GER	489			489	ALL	BRQUES, TUILES NDA
	ITALY	365			365	ITAL	
	LIBER	360			360	LIBER	
	OTHER	702			702	AUTRE	
COMMODITY TOTAL		1,916			1,916		TOTAL DE MARCHANDISE
CEMENT	LIBER	2			2	LIBER	CEMENT
NON-MET. MIN. BASIC PROD	OTHER	18			18	AUTRE	PROD. MIN. NON-MET. BASE
TRACTORS	LIBER	40			40	LIBER	TRACTEURS
MACHINERY NES	GER	1			1	ALL	MACHINES NDA
	GREEK		62		62	GREEQ	
	ITALY		45		45	ITAL	
	LIBER			12	12	LIBER	
	OTHER	6	4		10	AUTRE	
COMMODITY TOTAL		7	111	12	130		TOTAL DE MARCHANDISE
PASS. AUTOS AND CHASSIS	OTHER		4		4	AUTRE	VOITURES PART., CHASSIS
MOTOR VEHICLE ENGINES	GER	1			1	ALL	MOTEURS DE VEH. AUTOM.
	LIBER		1		1	LIBER	
	OTHER	2	7		9	AUTRE	
COMMODITY TOTAL		3	8		11		TOTAL DE MARCHANDISE
ROAD MOTOR VEH. NES	GREEK			4	4	GREEQ	VEH. AUTOM. ROUTIERS NDA
SHIPS, AIRCRAFT, MIS. VEH	U K	20			20	R U	NAVIRES, AVIONS, VEH. DIV
	GREEK	104			104	GREEQ	
	ITALY	5			5	ITAL	
COMMODITY TOTAL		129			129		TOTAL DE MARCHANDISE
EQUIPMENT MISC.	GER	89			89	ALL	MATERIEL DIVERS
	GREEK	41			41	GREEQ	
	ITALY	328			328	ITAL	
	NORW			5	5	NORV	
	LIBER	140			140	LIBER	
	OTHER	181	4		185	AUTRE	
COMMODITY TOTAL		779	4	5	788		TOTAL DE MARCHANDISE
PERSONAL, HOUSEHOLD GOODS	GER	14	8	4	26	ALL	ART. PERS. ET MENAGERS
	GREEK			22	22	GREEQ	
	ITALY	14	11		25	ITAL	
	NORW		1	1	2	NORV	
	LIBER	31	17	7	55	LIBER	
	OTHER	21	58	1	80	AUTRE	
COMMODITY TOTAL		80	95	35	210		TOTAL DE MARCHANDISE
CONTAINERS, CLOSURES	LIBER		1		1	LIBER	CONTENEURS, FERMETURES
MISC. END PRODUCTS NES	GER	10			10	ALL	PRODUITS FINIS DIV. NDA
	OTHER	2			2	AUTRE	
COMMODITY TOTAL		12			12		TOTAL DE MARCHANDISE
GENERAL CARGO	GREEK	180			180	GREEQ	MARCHANDISES DIVERSES
	ITALY	190		1	191	ITAL	
	OTHER	62			62	AUTRE	
COMMODITY TOTAL		432		1	433		TOTAL DE MARCHANDISE
COUNTRY/REGION TOTAL		84,375*	42,130*	6,053*	132,558*		TOTAL DE PAYS/REGION
ICELAND							ISELANDE
PAPERBOARD	OTHER	800			800	AUTRE	CARTON
COUNTRY/REGION TOTAL		800*	*	*	800*		TOTAL DE PAYS/REGION
IRELAND							IRLANDE
MEAT, FRESH OR FROZEN	U K	6			6	R U	VIANDE, FRAICHE / CONG.
FISH, FRESH OR FROZEN	U K			24	24	R U	POISSON, FRAIS OU CONG.
	DENMK			248	248	DANMK	
COMMODITY TOTAL				272	272		TOTAL DE MARCHANDISE
FISH, SALTED OR CURED	OTHER	5			5	AUTRE	POISSON, SALE OU FUME
FISH, CANNED	U K			55	55	R U	POISSON EN BOITES
	DENMK			119	119	DANMK	
	GER	6			6	ALL	
COMMODITY TOTAL		6		174	180		TOTAL DE MARCHANDISE
LOBSTER	U K	21			21	R U	HOMARD
DAIRY PROD. EGGS, HONEY	U K	72		6	78	R U	PROD. LAIT., OEUF, MIEL
	DENMK			15	15	DANMK	
	GER	11			11	ALL	
	LIBER	1			1	LIBER	

TABLE 1. CARGOES LOADED AT CANADIAN PORTS FOR FOREIGN COUNTRIES.

TABLEAU 1. MARCHANDISES CHARGÉES DANS LES PORTS CANADIENS A DESTINATION DE PAYS ÉTRANGERS.

COUNTRY OF DESTINATION AND KIND OF CARGO	REGISTRY OF VESSEL	ATLANTIC ATLANTIQUE	GREAT LAKES GRANDS LACS	PACIFIC PACIFIQUE	TOTAL TOTAL	IMMTRIC. DU NAVIRE	PAYS DE DESTINATION ET MARCHANDISE
IRELAND CONT.							IRLANDE SUITE
COMMODITY TOTAL	PANAM	3			3	PANAM	TOTAL DE MARCHANDISE
BARLEY	U K	10,900		21	10,900	R U	ORGE
	OTHER	11,200			11,200	AUTRE	
COMMODITY TOTAL		22,100			22,100		TOTAL DE MARCHANDISE
OATS	GER	2,192	3,196		3,196	ALL	AVOINE
	NETH	2,192			2,192	P.BAS	
COMMODITY TOTAL		4,384	3,196		7,580		TOTAL DE MARCHANDISE
WHEAT	U K	10,053			10,053	R U	BLE
	NETH	25,000			25,000	P.BAS	
COMMODITY TOTAL		35,053			35,053		TOTAL DE MARCHANDISE
CEREALS UNMILLED, NES	GER	9			9	ALL	CEREALES NON MOUL., NDA
MACARONI, CEREAL PROD.	GER	22			22	ALL	PATES ALIM. PROD. CEREAL
APPLES	U K	647			647	R U	POMMES
	DENMK			265	125	DANMK	
	SWEDN			24	24	SUEDE	
COMMODITY TOTAL		647		414	1,061		TOTAL DE MARCHANDISE
FRUITS, PREP. CANNED	U K	27			27	R U	FRUITS PREP. EN BOITE
VEGETABLES, FRESH	U K	65			65	R U	LEGUMES, FRAIS
	DENMK			5	5	DANMK	
COMMODITY TOTAL		65		5	70		TOTAL DE MARCHANDISE
VEGETABLES, FROZEN	U K	21			21	R U	LEGUMES, CONGELÉS
VEGETABLES, DRIED	U K	1,048			1,048	R U	LEGUMES, SECS
	DENMK			40	40	DANMK	
	GFP	223			223	ALL	
	OTHER	60			60	AUTRE	
COMMODITY TOTAL		1,331		40	1,371		TOTAL DE MARCHANDISE
VEGETABLE PREP. NES	GER	6			6	ALL	PREP. DE LEGUMES NDA
SUGAR PREPARATIONS	U K	5			5	P U	PREP. A BASE DE SUCRE
	PANAM	2			2	PANAM	
COMMODITY TOTAL		7			7		TOTAL DE MARCHANDISE
VINEGAR	U K	2			2	R U	VINAIGRE
SAUSAGE SKINS, CASINGS	U K	1			1	R U	BOYAUX A SAUCISSES
	OTHER	3			3	AUTRE	
COMMODITY TOTAL		4			4		TOTAL DE MARCHANDISE
MISC. FOOD PREP. NES	U K	198	23		221	R U	DIV. PREP. ALIM. NDA
GROUND CEREALS NES	GER	226			226	ALL	CEREALES MOULUES NDA
OIL SEED MEAL, CAKE NES	U K	214			214	P U	FAR. TOURT. OLEAG. NDA
	GER	57			57	ALL	
	PANAM	56			56	PANAM	
COMMODITY TOTAL		327	23		327		TOTAL DE MARCHANDISE
FEEDS OF ANIMAL ORIGIN	DENMK	2,364			2,364	DANMK	PROV. D'ORIGINE ANIMALE
	GER	622			622	ALL	
COMMODITY TOTAL		2,986			2,986		TOTAL DE MARCHANDISE
DIST. ALCOHOLIC BEV.	U K	28			28	R U	BOISS. ALCOOL. DIST.
	GER	3			3	ALL	
COMMODITY TOTAL		31			31		TOTAL DE MARCHANDISE
TOBACCO NES	U K	75	182		257	P U	TABACS NDA
RAW HIDES AND SKINS	U K	28			28	R U	PEAUX ET CUIRS BRUT
SEEDS FOR SOWING NES	U K	42			42	P U	GRAINES DE SEMENCE NDA
	DENMK			38	51	DANMK	
	LIBER	6			6	LIBER	
COMMODITY TOTAL		48	182	38	137		TOTAL DE MARCHANDISE
SOYA BEANS	U K	19			19	P U	GRAINE DE SOYA
ASBESTOS	U K	15			15	R U	AMIANTE
	DENMK			60	75	DANMK	
	GER	142		2,629	2,771	ALL	
COMMODITY TOTAL		157		2,769	2,926		TOTAL DE MARCHANDISE
CRUDE NON-MET. MIN. NES	U K	60			60	P U	MIN. NON-MET. BRUTS NDA
	GFP	56			56	ALL	
COMMODITY TOTAL		116			116		TOTAL DE MARCHANDISE
COTTON, TEXTILE WASTE	OTHER	265			265	AUTRE	DECHETS DE COTON, TEXT.
WASTE AND SCRAP NES	U K	122			122	R U	DECHETS ET REBUTS NDA
LEATHER	GER	2			2	ALL	CUIR
LUMBER AND TIMBER	U K	2,990	953	202	4,145	R U	BOIS D'OEUVRE ET CHARP.
	DENMK			1,191	1,191	DANMK	
	GER	4,267		5,900	10,167	ALL	
	NORV	6,072			6,072	NORV	
	LIBER	248			248	LIBER	
COMMODITY TOTAL		13,577	953	7,293	21,823		TOTAL DE MARCHANDISE
FLOORING	U K	116			116	R U	LAMES POUR PARQUET
	GER	99			99	ALL	
	LIBER	10			10	LIBER	
	PANAM	38			38	PANAM	
COMMODITY TOTAL		263			263		TOTAL DE MARCHANDISE
SHINGLES AND SHAKES	DENMK			16	16	DANMK	BARDEAUX, BARD. FACADE
SAWMILL PRODUCTS NES	PANAM	40			40	PANAM	SCIAGES NDA
VENEER, PLYWOOD	U K			85	85	R U	PLACAGES, CONTRE-PLAQ.
	DENMK			269	269	DANMK	
	GER	2		6	8	ALL	
COMMODITY TOTAL		2		360	362		TOTAL DE MARCHANDISE
COOPERAGE STOCK	U K	3			3	R U	DEMI-PROD. TONNELLERIE
WOOD FAB. MATERIALS	U K	37			37	R U	DEMI-PRODUITS EN BOIS
	DENMK			5	5	DANMK	
	GER	184			184	ALL	
COMMODITY TOTAL		221		28	249		TOTAL DE MARCHANDISE



TABLE 1. CARGOES LOADED AT CANADIAN PORTS FOR FOREIGN COUNTRIES.

TABLEAU 1. MARCHANDISES CHARGÉES DANS LES PORTS CANADIENS A DESTINATION DE PAYS ÉTRANGERS.

COUNTRY OF DESTINATION AND KIND OF CARGO	REGISTRY OF VESSEL	ATLANTIC ATLANTIQUE	GREAT LAKES GRANDS LACS	PACIFIC PACIFIQUE	TOTAL TOTAL	IMMATIC. DU NAVIRE	PAYS DE DESTINATION ET MARCHANDISE
<b>IRELAND CONT.</b>							<b>IRLANDE SUITE</b>
PULP	U K	2,301	1,100		3,401	R U	IRLANDE PATE
	GER	11,656			11,656	ALL	
	GREEK		1,780		1,780	GRECO	
	LIBER	519			519	LIBER	
	PANAM	240			240	PANAM	
	OTHER	169			169	AUTRE	
<b>COMMODITY TOTAL</b>		<b>14,885</b>	<b>2,880</b>		<b>17,765</b>		<b>TOTAL DE MARCHANDISE</b>
NEWSPRINT PAPER	U K	2,714		389	3,103	R U	PAPIER JOURNAL
	NORW	7,862			7,862	NORV	
	OTHER	5,239			5,239	AUTRE	
<b>COMMODITY TOTAL</b>		<b>15,815</b>		<b>389</b>	<b>16,204</b>		<b>TOTAL DE MARCHANDISE</b>
PAPER NES	U K	23			23	R U	PAPIER NDA
	GER	94			94	ALL	
	LIBER	69			69	LIBER	
<b>COMMODITY TOTAL</b>		<b>186</b>			<b>186</b>		<b>TOTAL DE MARCHANDISE</b>
BLDG.PAPER AND BOARD	PANAM	19			19	PANAM	PLAQ.CONSTR.,PAP/CART.
TEXTILE FAB.MTL NES	U K	5			5	R U	OUVR.EN MAT.TEXT.NDA
	GER	2			2	ALL	
<b>COMMODITY TOTAL</b>		<b>7</b>			<b>7</b>		<b>TOTAL DE MARCHANDISE</b>
INORGANIC CHEMS. NES	GER	19			19	ALL	PROD.CHIM.INORG.NDA
ORGANIC CHEMICALS NES	U K	7			7	R U	PROD.CHIM.ORGAN.NDA
	OTHER	10			10	AUTRE	
<b>COMMODITY TOTAL</b>		<b>17</b>			<b>17</b>		<b>TOTAL DE MARCHANDISE</b>
SYNTHETIC RUBBER	U K	13			13	R U	CAOUTCHOUC SYNTHETIQUE
	GER		2,807		2,807	ALL	
	OTHER	138			138	AUTRE	
<b>COMMODITY TOTAL</b>		<b>151</b>	<b>2,807</b>		<b>2,958</b>		<b>TOTAL DE MARCHANDISE</b>
PLASTIC MATERIALS	U K	16			16	R U	MATIERES PLASTIQUES
	GER	2			2	ALL	
<b>COMMODITY TOTAL</b>		<b>18</b>			<b>18</b>		<b>TOTAL DE MARCHANDISE</b>
DYESTUFF,PIGMENT,PAINT	U K	3			3	R U	MAT.COLOR.PIC.PEINTURE
CHEM.SPECIALTIES NES	GER	17			17	ALL	PROD.CHIM.SPECTAUX NDA
CASTINGS,FORGINGS	U K	15			15	R U	MOUL.PIECES FORGEES
	LIBER	1			1	LIBER	
<b>COMMODITY TOTAL</b>		<b>16</b>			<b>16</b>		<b>TOTAL DE MARCHANDISE</b>
BARS AND RODS,STEEL	LIBER	3			3	LIBER	BARRES ET TIGES ACIER
STRUCTURAL SHAPES	U K	1			1	R U	PROFILES DE CONSTRUCT.
	GER		2		2	ALL	
<b>COMMODITY TOTAL</b>		<b>1</b>	<b>2</b>		<b>3</b>		<b>TOTAL DE MARCHANDISE</b>
PIRES,TUBES:IRON,STEEL	U K	4			4	R U	TUYAUX,TUBES:FER,ACIER
ALUMINIUM	U K	1,792			1,792	R U	ALUMINIUM
	GER	2,300			2,300	ALL	
<b>COMMODITY TOTAL</b>		<b>4,092</b>			<b>4,092</b>		<b>TOTAL DE MARCHANDISE</b>
NON-FERROUS METALS NES	U K	1			1	R U	METAUX NON-FERREUX NDA
METAL FAB.BASIC PROD.	U K	271	27		298	R U	OUVR.DE BASE EN METAL
	DENMK			2	2	DANMK	
	GER	90			90	ALL	
	LIBER	1			1	LIBER	
<b>COMMODITY TOTAL</b>		<b>362</b>	<b>27</b>	<b>2</b>	<b>391</b>		<b>TOTAL DE MARCHANDISE</b>
BRICKS,TILES NES	U K	145			145	R U	BRIQUES,TUILES NDA
	PANAM	278			278	PANAM	
<b>COMMODITY TOTAL</b>		<b>423</b>			<b>423</b>		<b>TOTAL DE MARCHANDISE</b>
GLASS BASIC PRODUCTS	U K	3			3	R U	OUVR.DE BASE EN VERRE
NON-MET.MIN.BASIC PROD	U K	19			19	R U	PROD.MIN.NON-MET.BASE
	GER	7			7	ALL	
<b>COMMODITY TOTAL</b>		<b>26</b>			<b>26</b>		<b>TOTAL DE MARCHANDISE</b>
MISC.FABRICATED PROD.	U K	19			19	R U	OUVRAGES DIVERS
TRACTORS	U K	18			18	R U	TRACTEURS
MACHINERY NES	U K	104		4	108	R U	MACHINES NDA
	DENMK	21			21	DANMK	
	GER	87			87	ALL	
	OTHER	23			23	AUTRE	
<b>COMMODITY TOTAL</b>		<b>235</b>		<b>4</b>	<b>239</b>		<b>TOTAL DE MARCHANDISE</b>
PASS.AUTOS AND CHASSIS	U K	2			2	R U	VOITURES PART.,CHASSIS
	GER	6			6	ALL	
<b>COMMODITY TOTAL</b>		<b>8</b>			<b>8</b>		<b>TOTAL DE MARCHANDISE</b>
TRUCKS AND CHASSIS	LIBER	2			2	LIBER	CAMIONS ET CHASSIS
MOTOR VEHICLE ENGINES	LIBER	1			1	LIBER	MOTEURS DE VEH.AUTOM.
SHIPS,AIRCRAFT,MIS.VEH	OTHER	15			15	AUTRE	NAVIRES,AVIONS,VEH.DIV
EQUIPMENT MISC.	U K	5			5	R U	MATERIEL DIVERS
	GER	3			3	ALL	
	LIBER	7			7	LIBER	
	PANAM	2			2	PANAM	
	OTHER	1			1	AUTRE	
<b>COMMODITY TOTAL</b>		<b>18</b>			<b>18</b>		<b>TOTAL DE MARCHANDISE</b>
PERSONAL,HOUSEHOLD GOODS	U K	43		4	47	R U	ART.PERS.ET MENAGERS
	DENMK			8	8	DANMK	
	GER	1			1	ALL	
	LIBER	5			5	LIBER	
<b>COMMODITY TOTAL</b>		<b>49</b>		<b>12</b>	<b>61</b>		<b>TOTAL DE MARCHANDISE</b>
CONTAINERS,CLOSURES	U K	339			339	R U	CONTENEURS,FERMETURES
	DENMK	232			232	DANMK	
<b>COMMODITY TOTAL</b>		<b>571</b>			<b>571</b>		<b>TOTAL DE MARCHANDISE</b>
MISC. END PRODUCTS NES	U K	156			156	R U	PRODUITS FINIS DIV.NDA
	GER	8			8	ALL	
<b>COMMODITY TOTAL</b>		<b>164</b>			<b>164</b>		<b>TOTAL DE MARCHANDISE</b>

TABLE 1. CARGOES LOADED AT CANADIAN PORTS FOR FOREIGN COUNTRIES.

TABEAU 1. MARCHANDISES CHARGÉES DANS LES PORTS CANADIENS A DESTINATION DE PAYS ÉTRANGERS.

COUNTRY OF DESTINATION AND KIND OF CARGO	REGISTRY OF VESSEL	ATLANTIC ATLANTIQUE	GREAT LAKES GRANDS LACS	PACIFIC PACIFIQUE	TOTAL TOTAL	IMMATIC. DU NAVIRE	PAYS DE DESTINATION ET MARCHANDISE
<b>IRELAND CONT.</b>							<b>IRLANDE SUITE</b>
GENERAL CARGO	U K	83	2,364		2,447	R U	MARCHANDISES DIVERSES
	GER	43			43	ALL	
	PANAM	1			1	PANAM	
	OTHER	30			30	AUTRE	
COMMODITY TOTAL		157	2,364		2,521		TOTAL DE MARCHANDISE
COUNTRY/REGION TOTAL		117,642*	12,434*	11,888*	141,964*		TOTAL DE PAYS/REGION
<b>ITALY</b>							<b>ITALIE</b>
MEAT, FRESH OR FROZEN	OTHER		2		2	AUTRE	VIANDE, FRAICHE / CONG.
MEAT AND MEAT PREP. NES	ITALY	4			4	ITAL	VIANDES FT PREP. NDA
FISH, FRESH OR FROZEN	GREEK			103	103	GRECO	POISSON, FRAIS OU CONG.
	ITALY			351	351	ITAL	
	LIBER			145	145	LIBER	
	OTHER	192			192	AUTRE	
COMMODITY TOTAL		192		599	791		TOTAL DE MARCHANDISE
FISH, SALTED OR CURED	GER	72			72	ALL	POISSON, SALE OU FUME
	GREEK	243			243	GRECO	
COMMODITY TOTAL		315			315		TOTAL DE MARCHANDISE
FISH, CANNED	GREEK			15	15	GRECO	POISSON EN BOITES
	ITALY			196	196	ITAL	
	LIBER			61	61	LIBER	
	OTHER			6	6	AUTRE	
COMMODITY TOTAL				278	278		TOTAL DE MARCHANDISE
CHEESE	NORW		7		7	NORV	FROMAGE
	OTHER	13			13	AUTRE	
COMMODITY TOTAL		13	7		20		TOTAL DE MARCHANDISE
MILK POWDER	OTHER	1,940			1,940	AUTRE	LAIT EN POUFRE
BAPLEY	U K	69,330			69,330	R U	ORGE
	GER	31,196			31,196	ALL	
	GREEK	92,964			92,964	GRECO	
	ITALY	181,928	11,311		193,239	ITAL	
	NETH	37,398	13,867		51,265	P. BAS	
	NORW	30,509		47,886	78,395	NORV	
	LIBER	102,654			102,654	LIBER	
	PANAM	8,450			8,450	PANAM	
	OTHER	199,256		63,433	262,689	AUTRE	
COMMODITY TOTAL		753,685	25,178	111,319	890,182		TOTAL DE MARCHANDISE
CORN	LIBER	1,157			1,157	LIBER	MAIS
OATS	GER		25		25	ALL	AVOINE
WHEAT	U K	15,719			15,719	R U	BLE
	DENMK	54,284			54,284	DANMK	
	GREEK	50,860			50,860	GRECO	
	ITALY	81,550			81,550	ITAL	
	NORW	17,000			17,000	NORV	
	LIBER	85,130			85,130	LIBER	
	PANAM	9,350			9,350	PANAM	
	OTHER	122,930			122,930	AUTRE	
COMMODITY TOTAL		436,823			436,823		TOTAL DE MARCHANDISE
WHEAT FLOUR	ITALY	17,585		295	17,880	ITAL	FARINE DE BLE
	OTHER	7,135			7,135	AUTRE	
COMMODITY TOTAL		24,720		295	25,015		TOTAL DE MARCHANDISE
NUTS, EXC. OIL NUTS NES	LIBER	5			5	LIBER	NOIX, SAUF OLEAG. NDA
POTATOES	GER	6,226			6,226	ALL	POMMES DE TERRE
	OTHER	2,932			2,932	AUTRE	
COMMODITY TOTAL		9,158			9,158		TOTAL DE MARCHANDISE
VEGETABLES, DRIED	ITALY	165			165	ITAL	LEGUMES, SECS
	NORW	2,365			2,365	NORV	
	OTHER	220			220	AUTRE	
COMMODITY TOTAL		2,750			2,750		TOTAL DE MARCHANDISE
VEGETABLE PREP. NES	NORW	4			4	NORV	PREP. DE LEGUMES NDA
	LIBER		4		4	LIBER	
	OTHER		1		1	AUTRE	
COMMODITY TOTAL		4	5		9		TOTAL DE MARCHANDISE
SUGAR PREPARATIONS	OTHER	3			3	AUTRE	PREP. A BASE DE SUCRE
SAUSAGE SKINS, CASINGS	LIBER	6			6	LIBER	BOYAUX A SAUCISSES
MISC. FOOD PREP. NES	GER	185	1		186	ALL	DIV. PREP. ALIM. NDA
	NORW		29		29	NORV	
	OTHER		16		16	AUTRE	
COMMODITY TOTAL		185	46		231		TOTAL DE MARCHANDISE
HULLS, SCREENINGS, CHAFF	GREEK		3,000		3,000	GRECO	ECOLURES, CRIBLURES, BAL
	OTHER	22			22	AUTRE	
COMMODITY TOTAL		22	3,000		3,022		TOTAL DE MARCHANDISE
GROUND CEREALS NES	OTHER		11		11	AUTRE	CEREALES MOULUES NDA
DIST. ALCOHOLIC BEV.	GER		3		3	ALL	BOISS. ALCOOL. DIST.
	OTHER	8			8	AUTRE	
COMMODITY TOTAL		8	3		11		TOTAL DE MARCHANDISE
RAW HIDES AND SKINS	GER	390	8		398	ALL	PEAUX ET CUIRS BRUT
	GREEK	56			56	GRECO	
	NORW	306	16		322	NORV	
	LIBER		25		25	LIBER	
	OTHER	2,187			2,187	AUTRE	
COMMODITY TOTAL		2,939	49		2,988		TOTAL DE MARCHANDISE
CRUDE ANIMAL PROD. NES	NORW	340			340	NORV	PR. BRUTS ORIG. ANIM. NDA
SEEDS FOR SOWING NES	GER		4	22	26	ALL	GRAINES DE SEMENCE NDA

TABLE 1. CARGOES LOADED AT CANADIAN PORTS FOR FOREIGN COUNTRIES.

TABLÉAU 1. MARCHANDISES CHARGÉES DANS LES PORTS CANADIENS À DESTINATION DE PAYS ÉTRANGERS.

COUNTRY OF DESTINATION AND KIND OF CARGO	REGISTRY OF VESSEL	ATLANTIC ATLANTIQUE	GREAT LAKES GRANOS LACS	PACIFIC PACIFIQUE	TOTAL TOTAL	INMATIC. DU NAVIRE	PAYS DE DESTINATION ET MARCHANDISE
ITALY CONT.							ITALIE SUITE
	GREEK			384	384	GRECO	
	ITALY			44	44	ITAL	
	NORW	15		17	32	NORV	
	LIBER	54		530	584	LIBER	
	OTHER	924	58	51	1,033	AUTRE	
COMMODITY TOTAL		993	62	1,048	2,103		TOTAL DE MARCHANDISE
FLAXSEED	LIBER	6,145			6,145	LIBER	GRAINE DE LIN
RAPESEED	U K	941			941	R U	GRAINE DE COLZA
	GREEK	14,784	8,281	3,500	26,565	GRECO	
	ITALY				2,240	ITAL	
	OTHER	5,633		5,869	11,502	AUTRE	
COMMODITY TOTAL		21,358	8,281	11,609	41,248		TOTAL DE MARCHANDISE
SOYA BEANS	ITALY	18,500			18,500	ITAL	GRAINE DE SOYA
	OTHER	12,500			12,500	AUTRE	
COMMODITY TOTAL		31,000			31,000		TOTAL DE MARCHANDISE
OIL SEEDS,NUTS NES	LIBER			2,184	2,184	LIBER	GRAINES,NOIX OLEAG.NDA
NURSERY,GREENHSE STOCK	OTHER		17		17	AUTRE	PROD.PEPINIERE,SERRE
CRUDE VEG.PROD.NES	LIBER			28	28	LIBER	PR.BRUTS ORIG.VEG.NDA
LOGS	GER		73		73	ALL	BILLEFS
	GREEK	24			24	GRECO	
	LIBER	38			38	LIBER	
	OTHER		30		30	AUTRE	
COMMODITY TOTAL		62	103		165		TOTAL DE MARCHANDISE
BOLTS,ROUND TIMBER	ITALY			11	11	ITAL	BILLOTS,BOIS RONDS
PULPWOOD	GER	15,449			15,449	ALL	BOIS A PATE
	NORW	7,598			7,598	NORV	
	LIBER	15,200			15,200	LIBER	
	PANAM	6,690			6,690	PANAM	
	OTHER	45,881			45,881	AUTRE	
COMMODITY TOTAL		90,818			90,818		TOTAL DE MARCHANDISE
TEXTILE FIBRES NES	GREEK	100			100	GRECO	FIBRES TEXTILES NDA
	NORW	38			38	NORV	
	LIBER	23			23	LIBER	
	OTHER	98	8		106	AUTRE	
COMMODITY TOTAL		259	8		267		TOTAL DE MARCHANDISE
IRON ORE AND CONC	ITALY	1,003,234			1,003,234	ITAL	MINERAI,CONC.OE FER
	NORW	231,656			231,656	NORV	
	LIBER	488,302			488,302	LIBER	
	JAPAN	59,565			59,565	JAPON	
COMMODITY TOTAL		1,782,757			1,782,757		TOTAL DE MARCHANDISE
ONDS AND CONC.NES	ITALY			11	11	ITAL	MINERAI ET CONC.NDA
	NORW			81	81	NORV	
	LIBER			532	532	LIBER	
COMMODITY TOTAL				624	624		TOTAL DE MARCHANDISE
IRON AND STEEL SCRAP	U K	5,880			5,880	R U	DECHETS DE FER, D'ACIER
	GER	3,631			3,631	ALL	
	GREEK	30			30	GRECO	
	ITALY	19,936			19,936	ITAL	
	LIBER	56			56	LIBER	
	OTHER	10			10	AUTRE	
COMMODITY TOTAL		29,543			29,543		TOTAL DE MARCHANDISE
NON-FERROUS MET.SCRAP	GER	12	62		74	ALL	DECHETS METAL.NON FER.
	GREEK	15		11	26	GRECO	
	ITALY			337	337	ITAL	
	NORW	44	34		78	NORV	
	LIBER	136	20		156	LIBER	
	OTHER	2,014	292		2,306	AUTRE	
COMMODITY TOTAL		2,221	408	348	2,977		TOTAL DE MARCHANDISE
SLAG,PROSS,BY-PRODUCTS	GREEK	6,730			6,730	GRECO	POUS.GUEUL.SCOR.PROD.
	ITALY	19,699			19,699	ITAL	
COMMODITY TOTAL		26,429			26,429		TOTAL DE MARCHANDISE
ASBESTOS	GER	1,325			1,325	ALL	AMIANTE
	GREEK	868		88	956	GRECO	
	ITALY			498	498	ITAL	
	NORW	418			418	NORV	
	LIBER			44	44	LIBER	
	OTHER	15,363			15,363	AUTRE	
COMMODITY TOTAL		17,974		630	18,604		TOTAL DE MARCHANDISE
CLAY MATERIALS NES	OTHER	276			276	AUTRE	MATIERES ARGIL.NDA
STONE,CRUDE NES	GER	1,854			1,854	ALL	PIERRE BRUTE NDA
	GREEK	504			504	GRECO	
	NORW	500			500	NORV	
	OTHER	3,198			3,198	AUTRE	
COMMODITY TOTAL		6,056			6,056		TOTAL DE MARCHANDISE
SULPHUR IN ORES	U K			10,526	10,526	R U	SOUFRE EN MINERAI
	GREEK			22,960	22,960	GRECO	
	LIBER			15,494	15,494	LIBER	
	OTHER			16,800	16,800	AUTRE	
COMMODITY TOTAL				65,780	65,780		TOTAL DE MARCHANDISE
CRUDE NON-MET.MIN.NES	GER	786			786	ALL	MIN.NON-MET.BRUTS NDA
	OTHER	1,597			1,597	AUTRE	
COMMODITY TOTAL		2,383			2,383		TOTAL DE MARCHANDISE
COTTON,TEXTILE WASTE	GER	147	98	34	279	ALL	DECHETS DE COTON,TEXT.
	GREEK	68	9		77	GRECO	
	ITALY			63	63	ITAL	
	NORW	12	77		89	NORV	



TABLE 1. CARGOES LOADED AT CANADIAN PORTS FOR FOREIGN COUNTRIES.

TABEAU 1. MARCHANDISES CHARGÉES DANS LES PORTS CANADIENS A DESTINATION DE PAYS ÉTRANGERS.

COUNTRY OF DESTINATION AND KIND OF CARGO	REGISTRY OF VESSEL	ATLANTIC ATLANTIQUE	GREAT LAKES GRANOS LACS	PACIFIC PACIFIQUE	TOTAL TOTAL	IMMATIC. DU NAVIRE	PAYS DE DESTINATION ET MARCHANDISE
ITALY	CONT.						ITALIE
	LIBER		45		45	LIBER	SUITE
	OTHER	284	129		413	AUTRE	
COMMODITY TOTAL		511	358	97	966		TOTAL DE MARCHANDISE
WASTE AND SCRAP NES	GER	27	25		52	ALL	DECHETS ET REBUTS NDA
	ITALY	20			20	ITAL	
	OTHER	17	27		44	AUTRE	
COMMODITY TOTAL		64	52		116		TOTAL DE MARCHANDISE
LUMBER AND TIMBER	U K	2,255			2,255	R U	BOIS D'OEUVRE ET CHARP.
	GER	6,429	45	14,478	20,952	ALL	
	GREEK	103		168	271	GREQO	
	ITALY			2,450	2,450	ITAL	
	NORW			8,605	8,605	NORV	
	SWEDN			861	861	SUEDE	
	LIBER			6,552	6,552	LIBER	
	JAPAN	36			36	JAPON	
	OTHER	194		3,551	3,745	AUTRE	
COMMODITY TOTAL		9,017	45	36,665	45,727		TOTAL DE MARCHANDISE
VENEER, PLYWOOD	ITALY			35	35	ITAL	PLACAGES, CONTRE-PLAQ.
	NORW	13		4	17	NORV	
	LIBER			99	99	LIBER	
	OTHER	40			40	AUTRE	
COMMODITY TOTAL		53		138	191		TOTAL DE MARCHANDISE
PULP	U K			2,654	2,654	R U	PATE
	DENMK	11,477			11,477	DANMK	
	GER	22,676		1,466	24,142	ALL	
	GREEK	13,905		8,487	22,392	GREQO	
	ITALY	2,381	3,168	70,631	76,180	ITAL	
	NORW	4,571			4,571	NORV	
	LIBER	2,644		36,984	39,628	LIBER	
	JAPAN			254	254	JAPON	
	OTHER	66,575	2,352	13,227	82,154	AUTRE	
COMMODITY TOTAL		124,229	5,520	133,703	263,452		TOTAL DE MARCHANDISE
NEWSPRINT PAPER	GREEK	99			99	GREQO	PAPIER JOURNAL
	OTHER	1,369			1,369	AUTRE	
COMMODITY TOTAL		1,468			1,468		TOTAL DE MARCHANDISE
PAPER NES	OTHER	3			3	AUTRE	PAPIER NDA
PAPERBOARD	GER	1,608			1,608	ALL	CARTON
	ITALY	500			500	ITAL	
	NORW	4,612			4,612	NORV	
	OTHER	16,350			16,350	AUTRE	
COMMODITY TOTAL		23,070			23,070		TOTAL DE MARCHANDISE
BLDG, PAPER AND BOARD	OTHER	40			40	AUTRE	PLAQ, CONSTR, PAP/CART.
WET MACHINE BOARD	GREEK		4		4	GREQO	CARTON EN PATE PRESSE
	ITALY	7			7	ITAL	
	OTHER		1		1	AUTRE	
COMMODITY TOTAL		7	5		12		TOTAL DE MARCHANDISE
TEXTILE FAB. MTL NES	GREEK		1		1	GREQO	OUVR. EN MAT. TEXT. NDA
	ITALY	1			1	ITAL	
	NORW		2		2	NORV	
	OTHER	5	10		15	AUTRE	
COMMODITY TOTAL		6	13		19		TOTAL DE MARCHANDISE
OILS, FATS, WAXES NES	ITALY			410	410	ITAL	HUIL. MAT. GRAS. CIRE NDA
	OTHER	20			20	AUTRE	
COMMODITY TOTAL		20		410	430		TOTAL DE MARCHANDISE
METALLIC SALTS	GREEK	681			681	GREQO	SELS METALLIQUES
	NORW	46			46	NORV	
	LIBER		5		5	LIBER	
	OTHER	284			284	AUTRE	
COMMODITY TOTAL		1,011	5		1,016		TOTAL DE MARCHANDISE
INORGANIC CHEMS. NES	GER	777	3		780	ALL	PROD. CHIM. INORG. NDA
	GREEK	91			91	GREQO	
	ITALY	9		6	15	ITAL	
	OTHER	962			962	AUTRE	
COMMODITY TOTAL		1,839	3	6	1,848		TOTAL DE MARCHANDISE
ORGANIC CHEMICALS NES	GER	241	179		420	ALL	PROD. CHIM. ORGAN. NDA
	NORW	18	34		52	NORV	
	OTHER	1,972	23		1,995	AUTRE	
COMMODITY TOTAL		2,231	236		2,467		TOTAL DE MARCHANDISE
POTASH	GREEK			18,144	18,144	GREQO	POTASSE
AGRICULTURAL CHEMICALS	OTHER	3			3	AUTRE	PROD. CHIM. AGRICOLLES
SYNTHETIC RUBBER	GER		16		16	ALL	CADUTCHOUX SYNTHETIQUE
	NORW	635	1,674		2,309	NORV	
	LIBER		25		25	LIBER	
	OTHER	43	64		107	AUTRE	
COMMODITY TOTAL		678	1,779		2,457		TOTAL DE MARCHANDISE
PLASTIC MATERIALS	GER	10	21		31	ALL	MATIERES PLASTIQUES
	NORW		672		672	NORV	
	OTHER	95	18		113	AUTRE	
COMMODITY TOTAL		105	711		816		TOTAL DE MARCHANDISE
CHEM. SPECIALTIES NES	LIBER		1		1	LIBER	PROD. CHIM. SPECIAUX NDA
	OTHER	55			55	AUTRE	
COMMODITY TOTAL		55	1		56		TOTAL DE MARCHANDISE
COKE	ITALY	19,484	15,000		34,484	ITAL	COKE
	NORW	16,291			16,291	NORV	
	PANAM	6,640			6,640	PANAM	
COMMODITY TOTAL		42,415	15,000		57,415		TOTAL DE MARCHANDISE

TABLE 1. CARGOES LOADED AT CANADIAN PORTS FOR FOREIGN COUNTRIES.

TABLEAU 1. MARCHANDISES CHARGÉES DANS LES PORTS CANADIENS A DESTINATION DE PAYS ÉTRANGERS.

COUNTRY OF DESTINATION AND KIND OF CARGO	REGISTRY OF VESSEL	ATLANTIC ATLANTIQUE	GREAT LAKES GRANDS LACS	PACIFIC PACIFIQUE	TOTAL TOTAL	IMMATIC. DU NAVIRE	PAYS DE DESTINATION ET MARCHANDISE
ITALY CONT.							ITALIE SUITE
COAL TAR, PITCH	OTHER	15			15	AUTRE	GOUDRON, BRAT DE BOUIL.
FERRO-ALLOYS	GREEK	1			1	GRECQ	FERRO-ALLIAGES
PIG IRON	U K	19,656			19,656	R U	FER EN GUSE
	ITALY	21,221			21,221	ITAL	
	LIBER	41,264			41,264	LIBER	
	OTHER	4,450			4,450	AUTRE	
COMMODITY TOTAL		86,591			86,591		TOTAL DE MARCHANDISE
PRIMARY IRON, STEEL NES	GER	2,014	112		2,126	ALL	FER, ACIER PRIMAIR. NDA
CASTINGS, FORGINGS	NORW	3			3	NORV	MOUL. PIECES FORGEES
BAR AND RODS, STEEL	NORW	50			50	NORV	BARRES ET TIGES ACIER
	OTHER	381	4,123		4,504	AUTRE	
COMMODITY TOTAL		431	4,123		4,554		TOTAL DE MARCHANDISE
PLATE & SHEET STEEL	GER	52			52	ALL	TOLES, FEUILLES DACIER
	NORW	3,800	509		4,309	NORV	
	OTHER	843			843	AUTRE	
COMMODITY TOTAL		4,643	561		5,204		TOTAL DE MARCHANDISE
STRUCTURAL SHAPES	ITALY	739			739	ITAL	PROFILES DE CONSTRUCT.
	OTHER		340		340	AUTRE	
COMMODITY TOTAL		739	340		1,079		TOTAL DE MARCHANDISE
ALUMINIUM	GER	2,975			2,975	ALL	ALUMINIUM
	GREEK	2,536			2,536	GRECQ	
	NORW	1,118			1,118	NORV	
	LIBER	55		551	606	LIBER	
	OTHER	14,981			14,981	AUTRE	
COMMODITY TOTAL		21,665		551	22,216		TOTAL DE MARCHANDISE
COPPER AND ALLOYS	GER	328	1,375		1,703	ALL	CUIVRE ET ALLIAGES
	GREEK	40	23		63	GRECQ	
	NORW	899	221		1,120	NORV	
	OTHER	2,537	719		3,256	AUTRE	
COMMODITY TOTAL		3,804	2,338		6,142		TOTAL DE MARCHANDISE
LEAD AND ALLOYS	ITALY			555	555	ITAL	PLOMB ET ALLIAGES
	NORW		276		276	NORV	
	LIBER			782	782	LIBER	
	OTHER			337	337	AUTRE	
COMMODITY TOTAL			276	1,674	1,950		TOTAL DE MARCHANDISE
NICKEL AND ALLOYS	GER	250	265		515	ALL	NICKEL ET ALLIAGES
	GREEK		207		207	GRECQ	
	ITALY			155	155	ITAL	
	NORW		219		219	NORV	
	LIBER	328		300	628	LIBER	
	OTHER	134			239	AUTRE	
COMMODITY TOTAL		712	796	455	1,963		TOTAL DE MARCHANDISE
ZINC AND ALLOYS	GER	447		48	495	ALL	ZINC ET ALLIAGES
	GREEK	39			39	GRECQ	
	ITALY			166	166	ITAL	
	NORW	347			347	NORV	
	LIBER			118	118	LIBER	
	OTHER	5,838			5,838	AUTRE	
COMMODITY TOTAL		6,671		332	7,003		TOTAL DE MARCHANDISE
NON-FERROUS METALS NES	ITALY			100	100	ITAL	METAUX NON-FERREUX NDA
	LIBER			9	9	LIBER	
	OTHER	4		6	10	AUTRE	
COMMODITY TOTAL		4		115	119		TOTAL DE MARCHANDISE
METAL FAB. BASIC PROD.	GER	183	1		184	ALL	OUVR. DE BASE EN METAL
	OTHER	183	1		184	AUTRE	
COMMODITY TOTAL		366	2		368		TOTAL DE MARCHANDISE
BRICKS, TILES NES	GER	17			17	ALL	BRIQUES, TUILES NDA
	GREEK	83			83	GRECQ	
	NORW	60			60	NORV	
	OTHER	900			900	AUTRE	
COMMODITY TOTAL		1,060			1,060		TOTAL DE MARCHANDISE
ASBESTOS BASIC PROD.	OTHER	26			26	AUTRE	OUVR. DE BASE AMIANTE
CEMENT BASIC PROD.	NORW	58			58	NORV	OUVR. DE BASE CIMENT
	OTHER	24			24	AUTRE	
COMMODITY TOTAL		82			82		TOTAL DE MARCHANDISE
NON-MET. MIN. BASIC PROD	GREEK			5	5	GRECQ	PROD. MIN. NON-MET. BASE
	ITALY			15	15	ITAL	
	NORW			2	2	NORV	
	LIBER			27	27	LIBER	
	OTHER	816	7	4	827	AUTRE	
COMMODITY TOTAL		816	7	53	876		TOTAL DE MARCHANDISE
TRACTORS	GREEK	41			41	GRECQ	TRACTEURS
	OTHER	24			24	AUTRE	
COMMODITY TOTAL		65			65		TOTAL DE MARCHANDISE
MACHINERY NES	U K	1,800			1,800	R U	MACHINES NDA
	GER	186		1	209	ALL	
	GREEK		11		11	GRECQ	
	ITALY	262			262	ITAL	
	NORW		43		43	NORV	
	LIBER		13	343	356	LIBER	
	OTHER	683	19		702	AUTRE	
COMMODITY TOTAL		2,931	108	344	3,383		TOTAL DE MARCHANDISE
PASS. AUTOS AND CHASSIS	OTHER	1			1	AUTRE	VOITURES PART. CHASSIS
MOTOR VEHICLE ENGINES	GER		30		30	ALL	MOTEURS DE VEH. AUTOM.
	GREEK		1		1	GRECQ	
	NORW	55	15		70	NORV	

TABLE 1. CARGES LOADED AT CANADIAN PORTS FOR FOREIGN COUNTRIES.

TABLEAU 1. MARCHANDISES CHARGÉES DANS LES PORTS CANADIENS A DESTINATION DE PAYS ÉTRANGERS.

COUNTRY OF DESTINATION AND KIND OF CARGO	REGISTRY OF VESSEL	ATLANTIC ATLANTIQUE	GREAT LAKES GRANDS LACS	PACIFIC PACIFIQUE	TOTAL TOTAL	IMMATIC. DU NAVIRE	PAYS DE DESTINATION ET MARCHANDISE
ITALY	CONT.						ITALIE
	OTHER	111	3		114	AUTRE	SUITE
COMMODITY TOTAL		166	49		215		TOTAL DE MARCHANDISE
SHIPS, AIRCRAFT, MIS. VEH EQUIPMENT MISC.	OTHER		3		3	AUTRE	NAVIRES, AVIONS, VEH. DIV
	ITALY			2	2	ITAL	MATERIEL DIVERS
	NORW	42	26		68	NORV	
	LIBER		2		2	LIBER	
	OTHER	12	12		24	AUTRE	
COMMODITY TOTAL		54	40		96		TOTAL DE MARCHANDISE
PERSONAL, HOUSEHOLD GOODS	GER	8	70	2	78	ALL	ART. PERS. ET MENAGERS
	GREEK		18		18	GRECQ	
	ITALY	1	7	2	10	ITAL	
	NORW		53	1	54	NORV	
	LIBER	2		9	11	LIBER	
	OTHER	48	58	1	107	AUTRE	
COMMODITY TOTAL		59	206	13	278		TOTAL DE MARCHANDISE
CONTAINERS, CLOSURES	GER		66		66	ALL	CONTENEURS, FERMETURES
	GREEK		12		12	GRECQ	
	NORW		24		24	NORV	
	OTHER	52	180		232	AUTRE	
COMMODITY TOTAL		52	282		334		TOTAL DE MARCHANDISE
MISC. END PRODUCTS NES	GER	1	2		3	ALL	PRODUITS FINIS DIV. NDA
	ITALY	9			9	ITAL	
	NORW		12		12	NORV	
	OTHER		20		20	AUTRE	
COMMODITY TOTAL		10	34		44		TOTAL DE MARCHANDISE
GENERAL CARGO	GER	261			261	ALL	MARCHANDISES DIVERSES
	GREEK	108	1		109	GRECQ	
	ITALY	17		3	20	ITAL	
	NORW	230			230	NORV	
	OTHER	769	1		770	AUTRE	
COMMODITY TOTAL		1,385	2	38	1,425		TOTAL DE MARCHANDISE
COUNTRY/REGION TOTAL		3,593,734*	70,212*	387,458*	4,051,404*		TOTAL DE PAYS/REGION
NETHERLANDS							PAYS-BAS
MEAT, FRESH OR FROZEN	U K	30			30	R U	VIANDE, FRAICHE / CONG.
	GER	338	20	8	366	ALL	
	GREEK	20			20	GRECQ	
	NORW	63			63	NORV	
	SWEDN			26	26	SUEDE	
	OTHER	4			4	AUTRE	
COMMODITY TOTAL		455	20	34	509		TOTAL DE MARCHANDISE
MEAT AND MEAT PREP. NES	GER	62	6		68	ALL	VIANDES ET PREP. NDA
	SWEDN			5	5	SUEDE	
COMMODITY TOTAL		62	6	5	73		TOTAL DE MARCHANDISE
FISH, FRESH OR FROZEN	U K			358	358	R U	POISSON, FRAIS OU CONG.
	DENMK			37	37	DANMK	
	GER	19		2	21	ALL	
	GREEK	1			1	GRECQ	
	NETH	37		32	69	P. BAS	
	NORW			1	1	NORV	
	SWEDN			99	99	SUEDE	
	OTHER			233	233	AUTRE	
COMMODITY TOTAL		57		762	819		TOTAL DE MARCHANDISE
FISH, CANNED	U K			42	42	R U	POISSON EN BOITES
	DENMK			4	4	DANMK	
	GER	3	4		29	ALL	
	GREEK			20	20	GRECQ	
	SWEDN			65	65	SUEDE	
	OTHER	5			5	AUTRE	
COMMODITY TOTAL		8	4	153	165		TOTAL DE MARCHANDISE
LOBSTER	GER	57			57	ALL	HOMARD
SHELL FISH, NES	U K			8	8	R U	MOLLUSQUES CRUST., NDA
	GER	28			28	ALL	
COMMODITY TOTAL		28		8	36		TOTAL DE MARCHANDISE
CHEESE	GER	1			1	ALL	FROMAGE
MILK POWDER	GER	921			921	ALL	LAIT EN Poudre
	OTHER	1,490			1,490	AUTRE	
COMMODITY TOTAL		2,411			2,411		TOTAL DE MARCHANDISE
DAIRY PROD. EGGS, HONEY	U K			7	7	R U	PRDD. LAIT., DEUFS, MIEL
	GER	113			113	ALL	
	NETH			2	2	P. BAS	
COMMODITY TOTAL		113		9	122		TOTAL DE MARCHANDISE
BARLEY	U K	20,330			20,330	R U	ORGE
	DENMK		14,071		14,071	DANMK	
	GER	35,076			35,076	ALL	
	GREEK	2,419			2,419	GRECQ	
	ITALY	786	24,321		25,107	ITAL	
	NORW	33,826		16,800	50,626	NORV	
	SWEDN	14,976			14,976	SUEDE	
	LIBER	50,045			50,045	LIBER	
	JAPAN	3,748			3,748	JAPON	
	OTHER	47,921	5,880		53,801	AUTRE	
COMMODITY TOTAL		209,127	44,272	16,800	270,199		TOTAL DE MARCHANDISE



TABLE 1. CARGOES LOADED AT CANADIAN PORTS FOR FOREIGN COUNTRIES.

TABLEAU 1. MARCHANDISES CHARGÉES DANS LES PORTS CANADIENS A DESTINATION DE PAYS ÉTRANGERS.

COUNTRY OF DESTINATION AND KIND OF CARGO	REGISTRY OF VESSEL	ATLANTIC ATLANTIQUE	GREAT LAKES GRANDS LACS	PACIFIC PACIFIQUE	TOTAL TOTAL	IMMATIC. DU NAVIRE	PAYS DE DESTINATION ET MARCHANDISE
NETHERLANDS CORN	CONT.						PAYS-BAS MAIS
	DENMK	53,563			53,563	DANMK	SUITE
	GER	36,694			36,694	ALL	
	GREEK	4,126			4,126	GRECO	
	ITALY	3,230			3,230	ITAL	
	NETH	19,096			19,096	P.BAS	
	NORW	99,508			99,508	NORV	
	SWEDN	101,776			101,776	SUEDE	
	LIBER	20,786			20,786	LIBER	
	PANAM	30,597			30,597	PANAM	
	OTHER	113,772			113,772	AUTRE	
COMMODITY TOTAL		483,148			483,148		TOTAL DE MARCHANDISE
DATS	U K			879	879	R U	AVOINE
	NETH		11,282		11,282	P.BAS	
	NORW	1,238		3,103	4,341	NORV	
	LIBER	4,007	15,804		19,811	LIBER	
	JAPAN		6,927		6,927	JAPON	
	OTHER	5,397	840		6,237	AUTRE	
COMMODITY TOTAL		10,642	34,853	3,982	49,477		TOTAL DE MARCHANDISE
RYE	DENMK	875			875	DANMK	SEIGLE
	GER	5,858			5,858	ALL	
	NETH	2,797			2,797	P.BAS	
COMMODITY TOTAL		9,530			9,530		TOTAL DE MARCHANDISE
WHEAT	U K	18,282		11,065	29,347	R U	BLÉ
	DENMK	50,546			50,546	DANMK	
	GER	168,859			168,859	ALL	
	GREEK	43,368			43,368	GRECO	
	ITALY	3,798			3,798	ITAL	
	NETH	35,825			35,825	P.BAS	
	NORW	216,458		7,600	224,058	NORV	
	SWEDN	31,415			31,415	SUEDE	
	LIBER	182,193		33,758	215,951	LIBER	
	JAPAN	2,500			2,500	JAPON	
	PANAM	31,864			31,864	PANAM	
	OTHER	262,360			262,360	AUTRE	
COMMODITY TOTAL		1,047,468		52,423	1,099,891		TOTAL DE MARCHANDISE
CEREALS UNMILLED, NES	NORW			1,949	1,949	NORV	CÉRÉALES NON MOUL., NDA
	OTHER	459			459	AUTRE	
COMMODITY TOTAL		459		1,949	2,408		TOTAL DE MARCHANDISE
WHEAT FLOUR	U K	955			955	R U	FARINE DE BLÉ
	GER	1,252	15		1,267	ALL	
	GREEK	203			203	GRECO	
	NORW	316			316	NORV	
	OTHER	410			410	AUTRE	
COMMODITY TOTAL		3,136	15		3,151		TOTAL DE MARCHANDISE
BAKERY PROD., INC. FROZEN MACARONI, CEREAL PROD.	GER		2		2	ALL	PROD. BOUL., PROD. CONG. PÂTES ALIM. PROD. CÉRÉAL
	GER	11			11	ALL	
	NETH	72			72	P.BAS	
COMMODITY TOTAL		83			83		TOTAL DE MARCHANDISE
APPLES	U K			66	66	R U	POMMES
	NETH			370	370	P.BAS	
	OTHER	242			242	AUTRE	
COMMODITY TOTAL		242		436	678		TOTAL DE MARCHANDISE
FRESH FRUITS, BERRIES	U K	6,598			6,598	R U	FRUITS, BAIES FRAIS
	GER	1,952			1,952	ALL	
	GREEK	1,592			1,592	GRECO	
	ITALY	2,095			2,095	ITAL	
	NETH	5,486			5,486	P.BAS	
	NORW	4,380			4,380	NORV	
	SWEDN	7,288			7,288	SUEDE	
	OTHER	21,471			21,471	AUTRE	
COMMODITY TOTAL		50,862			50,862		TOTAL DE MARCHANDISE
FRUIT JUICES	GER	3			3	ALL	JUS DE FRUIT
PEANUTS	GER	1,683	136		1,819	ALL	CACAHUETES
	NETH	230			230	P.BAS	
COMMODITY TOTAL		1,913	136		2,049		TOTAL DE MARCHANDISE
POTATOES	NETH			30	30	P.BAS	POMMES DE TERRE
	OTHER	89			89	AUTRE	
COMMODITY TOTAL		89		30	119		TOTAL DE MARCHANDISE
VEGETABLES, FRESH	GER	43			43	ALL	LEGUMES, FRAIS
VEGETABLES, FROZEN	GER	35			35	ALL	LEGUMES, CONGÉLÉS
VEGETABLES, DRIED	GER	228			228	ALL	LEGUMES, SECS
	NETH	159			159	P.BAS	
	LIBER	80			80	LIBER	
	OTHER	55			55	AUTRE	
COMMODITY TOTAL		522			522		TOTAL DE MARCHANDISE
VEGETABLE PREP. NES	U K	20			20	R U	PREP. DE LEGUMES NDA
	GER	314	34		348	ALL	
	SWEDN			5	5	SUEDE	
	OTHER	59			59	AUTRE	
COMMODITY TOTAL		393	34	5	432		TOTAL DE MARCHANDISE
SUGAR PREPARATIONS	GER	3			3	ALL	PREP. A BASE DE SUCRE
COCOA AND CHOCOLATE	GER		51		51	ALL	CACAO ET CHOCOLAT
	OTHER	19			19	AUTRE	
COMMODITY TOTAL		19	51		70		TOTAL DE MARCHANDISE
COFFEE	GER	3			3	ALL	CAFÉ
SPICES	U K		1		1	R U	ÉPICES

TABLE 1. CARGOES LOADED AT CANADIAN PORTS FOR FOREIGN COUNTRIES.

TABLEAU 1. MARCHANDISES CHARGÉES DANS LES PORTS CANADIENS À DESTINATION DE PAYS ÉTRANGERS.

COUNTRY OF DESTINATION AND KIND OF CARGO	REGISTRY OF VESSEL	ATLANTIC ATLANTIQUE	GREAT LAKES GRANDS LACS	PACIFIC PACIFIQUE	TOTAL TOTAL	IMMATIC. DU NAVIRE	PAYS DE DESTINATION ET MARCHANDISE
NETHERLANDS	CONT.						PAYS-BAS
	GER	29			29	ALL	SUITE
COMMODITY TOTAL		29	1		30		TOTAL DE MARCHANDISE
SAUSAGE SKINS,CASINGS	GER	19	8		27	ALL	BOYAUX A SAUCISSES
MISC.FOOD PREP.NES	U K	20	1		21	R U	DIV.PREP.ALIM.NDA
	DENMK			6	6	DANMK	
	GER	333			333	ALL	
	GREEK	6			6	GREQO	
	NETH	15			15	P.BAS	
	NORW	20	6		26	NORV	
	OTHER	37	5		42	AUTRE	
COMMODITY TOTAL		431	12	6	449		TOTAL DE MARCHANDISE
HULLS, SCREENINGS, CHAFF	U K			4,427	4,427	R U	ECOLURES,CRIBLURES,BAL
	GREEK			1,800	1,800	GREQO	
	ITALY	335			335	ITAL	
COMMODITY TOTAL		335		6,227	6,562		TOTAL DE MARCHANDISE
BRAN, SHORTS, MIDDLINGS	U K	10,000			10,000	R U	SON,ISSUES DE CEREALES
SOYA. OIL MEAL, CAKE	GER	74			74	ALL	FARINE TOURT.GR.SOYA
OIL SEED MEAL, CAKE NES	GER		3,248		3,248	ALL	FAR.TOURT.OLEAG.NDA
FEEDS, VEGETABLE ORIGIN	LIBEP	5,771			5,771	LIBEP	PROV.DORTIGINE VEGETALE
	OTHER	722			722	AUTRE	
COMMODITY TOTAL		6,493			6,493		TOTAL DE MARCHANDISE
FEEDS OF ANIMAL ORIGIN	U K		215		215	R U	PROV.DORTIGINE ANIMALE
	GER	44			44	ALL	
	NETH	34			34	P.BAS	
COMMODITY TOTAL		78	215		293		TOTAL DE MARCHANDISE
CONC.COMPLETE FEEDS	GER	4,230			4,230	ALL	CONC.,PROV.COMPLETES
WINES	GER		122		122	ALL	VINS
	OTHER	45			45	AUTRE	
COMMODITY TOTAL		45	122		167		TOTAL DE MARCHANDISE
DIST.ALCOHOLIC BEV.	U K	73			73	R U	BOISS.ALCOOL.DIST.
	DENMK			14	14	DANMK	
	GER	195			195	ALL	
	NETH	20			20	P.BAS	
	NORW		5		5	NORV	
	OTHER		9	14	23	AUTRE	
COMMODITY TOTAL		288	14	28	330		TOTAL DE MARCHANDISE
CIGARETTES	GER	1			1	ALL	CIGARETTES
	NETH	8			8	P.BAS	
COMMODITY TOTAL		9			9		TOTAL DE MARCHANDISE
TOBACCO NES	U K		100		100	R U	TABACS NDA
	NORW		1		1	NORV	
	OTHER		102		102	AUTRE	
COMMODITY TOTAL			203		203		TOTAL DE MARCHANDISE
RAW HIDES AND SKINS	U K	856			856	R U	PEAUX ET CUIRS BRUT
	GER	1,464	618		2,082	ALL	
	NETH	40		23	63	P.BAS	
	NORW	717			717	NORV	
	SWEDN			23	23	SUEDE	
	OTHER	2,131	80		2,211	AUTRE	
COMMODITY TOTAL		5,208	698	46	5,952		TOTAL DE MARCHANDISE
CRUDE ANIMAL PROD.NES	GER	7	6		13	ALL	PR.3RUTS DRIG.ANIM.NDA
SEEDS FOR SOWING NES	U K	1		115	116	R U	GRAINES DE SEMENCE NDA
	GER	80			80	ALL	
	GREEK			24	24	GREQO	
	NORW	24			24	NORV	
	SWEDN			20	20	SUEDE	
	OTHER	197	16		213	AUTRE	
COMMODITY TOTAL		302	16	159	477		TOTAL DE MARCHANDISE
FLAXSEED	U K	8,875		7,343	16,218	R U	GRAINE DE LIN
	DENMK	4,669			4,669	DANMK	
	GER	15,697			15,697	ALL	
	GREEK	7,728			7,728	GREQO	
	NORW	19,350		1,124	20,474	NORV	
	LIBER	38,991	12,089	1,746	52,826	LIBEP	
	OTHER	14,117	3,486		17,603	AUTRE	
COMMODITY TOTAL		109,427	15,575	10,213	135,215		TOTAL DE MARCHANDISE
MUSTARD SEED	U K		6,423	4,159	10,582	R U	GRAINE DE MOUTARDE
	OTHER	22			22	AUTRE	
COMMODITY TOTAL		22	6,423	4,159	10,604		TOTAL DE MARCHANDISE
RAPESEED	U K	12,118		5,740	17,858	R U	GRAINE DE COLZA
	DENMK		4,071		4,071	DANMK	
	GER	3,047			3,047	ALL	
	ITALY		2,052		2,052	ITAL	
	NORW	12,497		20,410	32,907	NORV	
	LIBER	21,847			21,847	LIBEP	
	JAPAN		7,329	7,252	14,581	JAPON	
	OTHER	12,528	4,481		17,009	AUTRE	
COMMODITY TOTAL		62,037	17,933	33,402	113,372		TOTAL DE MARCHANDISE
SOYA BEANS	DENMK	27,193			27,193	DANMK	GRAINE DE SOYA
	GER	26,599			26,599	ALL	
	GREEK	28,748			28,748	GREQO	
	ITALY	4,834			4,834	ITAL	
	NETH	28,440			28,440	P.BAS	
	NORW	204,056			204,056	NORV	
	SWEDN	29,293			29,293	SUEDE	
	LIBER	126,909			126,909	LIBEP	

TABLE 1. CARGOES LOADED AT CANADIAN PORTS FOR FOREIGN COUNTRIES.

TABLEAU 1. MARCHANDISES CHARGÉES DANS LES PORTS CANADIENS A DESTINATION DE PAYS ÉTRANGERS.

COUNTRY OF DESTINATION AND KIND OF CARGO	REGISTRY OF VESSEL	ATLANTIC ATLANTIQUE	GREAT LAKES GRANDS LACS	PACIFIC PACIFIQUE	TOTAL TOTAL	IMMATIC. DU NAVIRE	PAYS DE DESTINATION ET MARCHANDISE
NETHERLANDS CONT.							PAYS-BAS SUITE
	JAPAN	11,461			11,461	JAPON	
	PANAM	5,538			5,538	PANAM	
	CAN	9,988			9,988	CAN	
	OTHER	68,951			68,951	AUTRE	
COMMODITY TOTAL		572,010			572,010		TOTAL DE MARCHANDISE
OTL SEEDS,NUTS NES	U K	10			10	P U	GRAINES,NOIX OLFAG.NDA
	PANAM		2,000		2,000	PANAM	
COMMODITY TOTAL		10	2,000		2,010		TOTAL DE MARCHANDISE
CRUDE VEG.PROD.NES	GER	31			31	ALL	PR.BRUTS ORIG.VEG.NDA
LOGS	GEP	256			256	ALL	BILLES
PULPWOOD	U K	3,140			3,140	P U	BOIS A PATE
	GER	49,753			49,753	ALL	
	NORW	20,023			20,023	NORV	
	OTHER	16,114			16,114	AUTRE	
COMMODITY TOTAL		89,030			89,030		TOTAL DE MARCHANDISE
WOOL AND ANIMAL HAIR	NORW	20			20	NORV	LAIN.E,POILS DANIMAL
TEXTILE FIBRES NES	GEP	42			42	ALL	FIBRES TEXTILES NDA
	OTHER	22			22	AUTRE	
COMMODITY TOTAL		64			64		TOTAL DE MARCHANDISE
COPPER ORE AND CONC.	LIBER	3,600			3,600	LIBER	MINERAI,CONC. CUIVRE
IRON ORE AND CONC	U K	293,159			293,159	R U	MINERAI,CONC.DE FER
	GER	599,631			599,631	ALL	
	GREEK	42,560			42,560	GREQC	
	ITALY	175,277			175,277	ITAL	
	NETH	188,458			188,458	P.BAS	
	NORW	1,622,499			1,622,499	NORV	
	SWEDN	23,520			23,520	SUEDE	
	LIBER	890,954			890,954	LIBER	
	JAPAN	187,344			187,344	JAPON	
	OTHER	492,196			492,196	AUTRE	
COMMODITY TOTAL		4,515,598			4,515,598		TOTAL DE MARCHANDISE
LEAD ORE AND CONC.	U K	20,625			20,625	R U	MINERAI,CONC.DE PLOMB
	GER	13,644			13,644	ALL	
COMMODITY TOTAL		34,269			34,269		TOTAL DE MARCHANDISE
NICKEL-COPPER ORE	GER	234			234	ALL	MINER. DE CUIVRE-NICKEL
	NETH	318			318	P.BAS	
	LIBER	634			634	LIBEP	
COMMODITY TOTAL		1,186			1,186		TOTAL DE MARCHANDISE
TITANIUM ORE	OTHER	20,080			20,080	AUTRE	MINERAI DE TITANE
ZINC ORE AND CONC.	U K	14,044			14,044	R U	MINERAI,CONC.DE ZINC
	GER	144,268			144,268	ALL	
COMMODITY TOTAL		158,312			158,312		TOTAL DE MARCHANDISE
ORES AND CONC.NES	U K	98		1,350	1,448	R U	MINERAIS ET CONC.NDA
	GER	10,867		93	10,960	ALL	
	NORW	126		486	612	NORV	
	SWEDN			629	629	SUEDE	
	OTHER	53		3	56	AUTRE	
COMMODITY TOTAL		11,144		2,561	13,705		TOTAL DE MARCHANDISE
IRON AND STEEL SCRAP	U K	45	23		68	R U	DECHETS DE FER, DACIER
	GER	588	206		794	ALL	
	NETH	131		17	148	P.BAS	
	SWEDN			40	40	SUEDE	
	LIBER	74			74	LIBER	
COMMODITY TOTAL		838	229	57	1,124		TOTAL DE MARCHANDISE
NON-FERROUS MET.SCRAP	U K	155		56	211	R U	DECHETS METAL.NON FER.
	GER	3,407	344	112	3,863	ALL	
	NETH	420		28	448	P.BAS	
	NORW			197	197	NORV	
	SWEDN			86	86	SUEDE	
	LIBER	60			60	LIBER	
	OTHER	143			165	AUTRE	
COMMODITY TOTAL		4,185	366	479	5,030		TOTAL DE MARCHANDISE
SLAG,DRUSS,BY-PRDUCTS	U K	20,160			20,160	R U	POUS.GUEUL.SCOR.PROD.
	GFR	107,317	224	14	107,555	ALL	
	ITALY	45,472		38	45,472	ITAL	
	NORW	41,720			41,758	NORV	
	LIBER	19,600			19,600	LIBER	
	OTHER	11,778			11,778	AUTRE	
COMMODITY TOTAL		246,047	224	52	246,323		TOTAL DE MARCHANDISE
ASBESTOS	U K	40		1,144	1,184	R U	AMIANTE
	DENMK			1,625	1,625	DANMK	
	GER	3,825		2,762	6,587	ALL	
	GREEK			1,065	1,065	GREQC	
	NETH	442		815	1,257	P.BAS	
	NORW	737		459	1,196	NORV	
	LIBER	1,091			1,091	LIBER	
	OTHER	9,516			9,516	AUTRE	
COMMODITY TOTAL		15,651		7,870	23,521		TOTAL DE MARCHANDISE
GYPSEUM	GER	318			318	ALL	GYPSE
SALT	GER	3			3	ALL	SEL
SULPHUR IN ORES	OTHER			35,000	35,000	AUTRE	SOUFRE EN MINERAI
CRUDE NON-MET.MIN.NES	U K	55	7		62	R U	MIN.NON-MET.BRUTS NDA
	GER	742	180	2	924	ALL	
	OTHER	5,265			5,265	AUTRE	
COMMODITY TOTAL		6,062	187	2	6,251		TOTAL DE MARCHANDISE



TABLE 1. CARGOES LOADED AT CANADIAN PORTS FOR FOREIGN COUNTRIES.

TABLEAU 1. MARCHANDISES CHARGÉES DANS LES PORTS CANADIENS A DESTINATION DE PAYS ÉTRANGERS.

COUNTRY OF DESTINATION AND KIND OF CARGO	REGISTRY OF VESSEL	ATLANTIC ATLANTIQUE	GREAT LAKES GRANDS LACS	PACIFIC PACIFIQUE	TOTAL TOTAL	IMMATIC. DU NAVIRE	PAYS DE DESTINATION ET MARCHANDISE
NETHERLANDS CONT.							PAYS-BAS SUITE
COTTON, TEXTILE WASTE	GER	19	29		48	ALL	DECHETS DE COTON, TEXT.
WASTE AND SCRAP NES	U K		66		66	R U	DECHETS ET REBUTS NDA
	GER	305	185		490	ALL	
COMMODITY TOTAL		305	251		556		TOTAL DE MARCHANDISE
LEATHER	GER	1			1	ALL	CUIR
LUMBER AND TIMBER	U K				3,570	R U	BOIS D'OEUVRE ET CHARP.
	DENMK				3,191	DANMK	
	GER	43	47		90	ALL	
	GREEK				4,324	GREQC	
	NORW				16,836	NORV	
	SWEDN				235	SUEDE	
	LIBER				8,228	LIBER	
	OTHER	90	3		11,601	AUTRE	
COMMODITY TOTAL		133	50		47,892		TOTAL DE MARCHANDISE
FLOORING	U K		5		5	R U	LAMES POUR PARQUET
SHINGLES AND SHAKES	DENMK				1	DANMK	BARDEAUX, BARO. FACADE
	GER	22			22	ALL	
	NORW		28		28	NORV	
COMMODITY TOTAL		22	28		51		TOTAL DE MARCHANDISE
VENEER, PLYWOOD	DENMK				1,598	DANMK	PLACAGES, CONTRE-PLAQ.
	GER	296	5		32	ALL	
	GREEK				1,870	GREQC	
	NORW				4,242	NORV	
	LIBER				2,988	LIBER	
	OTHER				8,649	AUTRE	
COMMODITY TOTAL		296	5		19,379		TOTAL DE MARCHANDISE
WOOD FAB. MATERIALS	GER	59			59	ALL	DEMI-PRODUITS EN BOIS
PULP	U K	697			23,077	R U	PATE
	DENMK				9,273	DANMK	
	GER	1,878			25,175	ALL	
	GREEK				840	GREQC	
	NORW	300			85,829	NORV	
	SWEDN				7,350	SUEDE	
	LIBER				12,890	LIBER	
	OTHER	479			23,677	AUTRE	
COMMODITY TOTAL		3,354			188,111		TOTAL DE MARCHANDISE
NEWSPRINT PAPER	U K	16,750			16,750	R U	PAPIER JOURNAL
	GER	4,809			4,809	ALL	
	CAN	3,395			3,395	CAN	
	OTHER	6,285			6,285	AUTRE	
COMMODITY TOTAL		31,239			31,239		TOTAL DE MARCHANDISE
PAPER NES	U K	281			283	R U	PAPIER NDA
	GER	300	18		318	ALL	
	NETH	27			27	P.BAS	
	NORW	252	10		262	NORV	
	LIBER	19			19	LIBER	
	OTHER	365			365	AUTRE	
COMMODITY TOTAL		1,244	28		1,274		TOTAL DE MARCHANDISE
PAPERBOARD	U K				93	R U	CARTON
	GER	6,424	1		6,425	ALL	
	NORW	9,618			9,618	NORV	
	OTHER	21,203			21,203	AUTRE	
COMMODITY TOTAL		37,245	1		37,339		TOTAL DE MARCHANDISE
BLDG. PAPER AND BOARD	U K	688			688	R U	PLAQ. CONSTR., PAP/CART.
	GER	397			397	ALL	
	NORW	161			161	NORV	
	LIBER	279			279	LIBER	
	OTHER	572			572	AUTRE	
COMMODITY TOTAL		2,097			2,097		TOTAL DE MARCHANDISE
WET MACHINE BOARD	GER	34	1		35	ALL	CARTON EN PATE PRESSE
	OTHER		9		9	AUTRE	
COMMODITY TOTAL		34	10		44		TOTAL DE MARCHANDISE
TEXTILE FAB. MTL NES	GER	297	16		313	ALL	OUVR. EN MAT. TEXT. NDA
	LIBER	27			27	LIBER	
	OTHER	11			11	AUTRE	
COMMODITY TOTAL		335	16		351		TOTAL DE MARCHANDISE
ANIMAL OILS, EXC. MARINE	NORW	1,017			1,017	NORV	HUIL. ANIM. SAUF AN. MAR.
	LIBER	7,037	2,346		9,383	LIBER	
	OTHER	600			600	AUTRE	
COMMODITY TOTAL		8,654	2,346		11,000		TOTAL DE MARCHANDISE
FISH, MARINE ANIMAL OIL	NORW	5,066			5,066	NORV	HUIL. DE POISSON, AN. MAR
VEG. OILS, FATS NES	NORW	599			599	NORV	HUIL. MAT. GRAS. VEG. NDA
OILS, FATS, WAXES NES	GER	518	140		669	ALL	HUIL. MAT. GRAS. CIRE NDA
	LIBER	500			500	LIBER	
	OTHER	28			28	AUTRE	
COMMODITY TOTAL		1,046	140		1,197		TOTAL DE MARCHANDISE
METALLIC SALTS	GER	29			29	ALL	SELS METALLIQUES
INORGANIC CHEMS. NES	U K	233			233	R U	PROD. CHIM. INORG. NDA
	GER	173	608		781	ALL	
	NETH	55			55	P.BAS	
	SWEDN				10	SUEDE	
	LIBER	235			235	LIBER	
	OTHER	589			589	AUTRE	
COMMODITY TOTAL		1,285	608		1,903		TOTAL DE MARCHANDISE
GLYCOL	NORW		1,750		1,750	NORV	GLYCOL
	LIBER	1,000			1,000	LIBER	

TABLE 1. CARGOES LOADED AT CANADIAN PORTS FOR FOREIGN COUNTRIES.

TABLEAU 1. MARCHANDISES CHARGÉES DANS LES PORTS CANADIENS A DESTINATION DE PAYS ÉTRANGERS.

COUNTRY OF DESTINATION AND KIND OF CARGO	REGISTRY OF VESSEL	ATLANTIC ATLANTIQUE	GREAT LAKES GRANDS LACS	PACIFIC PACIFIQUE	TOTAL TOTAL	IMMTRIC. DU NAVIRE	PAYS DE DESTINATION ET MARCHANDISE
NETHERLANDS CONT. COMMODITY TOTAL		1,000	1,750		2,750		PAYS-BAS SUITE
ORGANIC CHEMICALS NES	U K	963	1		964	R U	TOTAL DE MARCHANDISE
	DENMK			100	100	DANMK	PROD.CHIM.ORGAN.NDA
	GER	2,461	106		2,567	ALL	
	GREEK	317			317	GRECQ	
	NETH	72			72	P.BAS	
	NORW	11,609	2,208	41	13,858	NORV	
	LIBER	5,227	1,102		6,329	LIBER	
	OTHER	2,227	15		2,242	AUTRE	
COMMODITY TOTAL		22,876	3,432	141	26,449		TOTAL DE MARCHANDISE
POTASH FERTILIZERS NES	U K	117			117	R U	POTASSE
	GER	3			3	ALL	ENGRAIS CHIMIQUE NDA
	OTHER		22		22	AUTRE	
COMMODITY TOTAL		3	22		25		TOTAL DE MARCHANDISE
AGRICULTURAL CHEMICALS	GER	277	26		303	ALL	PROD.CHIM.AGRICOLES
	LIBER		1,102		1,102	LIBER	
COMMODITY TOTAL		277	1,128		1,405		TOTAL DE MARCHANDISE
SYNTHETIC RUBBER	GER	109	2,621		2,730	ALL	CAOUTCHOUC SYNTHETIQUE
	NORW		4,749		4,749	NORV	
COMMODITY TOTAL		109	7,370		7,479		TOTAL DE MARCHANDISE
PLASTIC MATERIALS	U K	155			155	R U	MATIERES PLASTIQUES
	GER	3,298	518		3,816	ALL	
	GREEK	28			28	GRECQ	
	NETH	7			7	P.BAS	
	NORW	51	4,210		4,261	NORV	
	LIBER	168	661		829	LIBER	
	OTHER		1		1	AUTRE	
COMMODITY TOTAL		3,707	5,390		9,097		TOTAL DE MARCHANDISE
DYESTUFF, PIGMENT, PAINT	U K	12	14		26	R U	MAT.COLOR.PIG. PEINTURE
	GER	20	8		28	ALL	
COMMODITY TOTAL		32	22		54		TOTAL DE MARCHANDISE
CHEM. SPECIALTIES NES	GER	85			85	ALL	PROD.CHIM.SPECTAUX NDA
	NORW	436	11		447	NORV	
	LIBER	6,936	1,719		8,655	LIBER	
	OTHER	3			3	AUTRE	
COMMODITY TOTAL		7,460	1,730		9,190		TOTAL DE MARCHANDISE
LUBRICATING OIL, GREASE	GER	221			221	ALL	HUILE, GRAISSE LUBRIF.
COKE	NORW	66,077			66,077	NORV	COKE
	LIBER		13,996		13,996	LIBER	
	PANAM	4			4	PANAM	
COMMODITY TOTAL		66,081	13,996		80,077		TOTAL DE MARCHANDISE
ASPHALTS, ROAD OILS	U K	20			20	R U	ASPHALTE, BITUME LIQD.
	GER	319			319	ALL	
	OTHER	62			62	AUTRE	
COMMODITY TOTAL		401			401		TOTAL DE MARCHANDISE
PETROL, COAL PROD. NES	LIBER	58	300		358	LIBER	DERIVE PETR.CHARB.NDA
FERRO-ALLOYS	U K	374			374	R U	FERRO-ALLIAGES
	GER	1,087			1,087	ALL	
	OTHER	765			765	AUTRE	
COMMODITY TOTAL		2,226			2,226		TOTAL DE MARCHANDISE
PIG IRON	GER	78,336			78,336	ALL	FER EN GUEUSE
	NORW	38,064			38,064	NORV	
	CAN	15,904			15,904	CAN	
COMMODITY TOTAL		132,304			132,304		TOTAL DE MARCHANDISE
PRIMARY IRON, STEEL NES	U K		111		111	R U	FER, ACIER PRIMAIR. NDA
	GER	873			873	ALL	
COMMODITY TOTAL		873	111		984		TOTAL DE MARCHANDISE
BARS AND RODS, STEEL	GER	349			349	ALL	BARRES ET TIGES ACIER
	NETH	942			942	P.BAS	
	LIBER	1,202			1,202	LIBER	
	OTHER		555		555	AUTRE	
COMMODITY TOTAL		2,493	555		3,048		TOTAL DE MARCHANDISE
PLATE & SHEET STEEL	GER	2,001			2,001	ALL	TOLES, FEUILLES D'ACIER
	LIBER	60			60	LIBER	
COMMODITY TOTAL		2,061			2,061		TOTAL DE MARCHANDISE
STRUCTURAL SHAPES	GER	665	361		1,026	ALL	PROFILES DE CONSTRUCT.
PIPES, TUBES: IRON, STEEL	GER	145			145	ALL	TUYAUX, TUBES: FER, ACIER
ALUMINIUM	GER	15,472	2	4,639	20,113	ALL	ALUMINIUM
	GREEK	263			263	GRECQ	
	NETH	1			1	P.BAS	
	NORW	131			131	NORV	
	LIBER	17			17	LIBER	
	OTHER	6,074			6,074	AUTRE	
COMMODITY TOTAL		21,958	2	4,639	26,599		TOTAL DE MARCHANDISE
COPPER AND ALLOYS	U K	3,767	903		4,670	R U	CUIVRE ET ALLIAGES
	GER	13,440	6,668		20,108	ALL	
	GREEK	168			168	GRECQ	
	NETH	96			96	P.BAS	
	NORW	1,329	739	1	2,069	NORV	
	LIBER	39			39	LIBER	
	OTHER	4,004	443		4,447	AUTRE	
COMMODITY TOTAL		22,843	8,753	1	31,597		TOTAL DE MARCHANDISE
LEAD AND ALLOYS	U K				679	R U	PLOMB ET ALLIAGES
	DENMK				113	DANMK	
	GER	1			1,777	ALL	
	NORW				485	NORV	



TABLE 1. CARGOES LOADED AT CANADIAN PORTS FOR FOREIGN COUNTRIES.

TABLEAU 1. MARCHANDISES CHARGÉES DANS LES PORTS CANADIENS A DESTINATION DE PAYS ÉTRANGERS.

COUNTRY OF DESTINATION AND KIND OF CARGO	REGISTRY OF VESSEL	ATLANTIC ATLANTIQUE	GREAT LAKES GRANDS LACS	PACIFIC PACIFIQUE	TOTAL TOTAL	IMMATIC. DU NAVIRE	PAYS DE DESTINATION ET MARCHANDISE
NETHERLANDS CONT.							PAYS-BAS SUITE
	SWEDN OTHER			1,119	1,119	SUEDE	
				549	549	AUTRE	
COMMODITY TOTAL NICKEL AND ALLOYS		1		4,722	4,723		TOTAL DE MARCHANDISE NICKEL ET ALLIAGES
	U K		87	1	88	R U	
	GER	2,195	49	56	2,300	ALL	
	NORW	62	3		65	NORV	
	SWEDN			114	114	SUEDE	
	LIBER	99			99	LIBER	
	OTHER		6		6	AUTRE	
COMMODITY TOTAL ZINC AND ALLOYS		2,356	145	171	2,672		TOTAL DE MARCHANDISE ZINC ET ALLIAGES
	U K	531		1,120	1,651	R U	
	GER	4,836		170	5,006	ALL	
	NORW	449			449	NORV	
	SWEDN			710	710	SUEDE	
	OTHER	1,635			1,635	AUTRE	
COMMODITY TOTAL NON-FERROUS METALS NES		7,451		2,000	9,451		TOTAL DE MARCHANDISE METAUX NON-FERREUX NDA
	U K	396		1	397	R U	
	GER	1,305	44		1,349	ALL	
	GREEK	23			23	GRECO	
	SWEDN			8	8	SUEDE	
COMMODITY TOTAL METAL FAB. BASIC PROD.		1,724	44	9	1,777		TOTAL DE MARCHANDISE OUVR. DE BASE EN METAL
	U K	3	18		21	R U	
	GER	1,536	14		1,550	ALL	
	NETH	57			57	P. BAS	
	NORW		7		7	NORV	
	OTHER	17	22		39	AUTRE	
COMMODITY TOTAL BRICKS, TILES NES		1,613	61		1,674		TOTAL DE MARCHANDISE BRIQUES, TUILES NDA
	GER	62			62	ALL	
	NORW	55			55	NORV	
COMMODITY TOTAL GLASS BASIC PRODUCTS		117			117		TOTAL DE MARCHANDISE OUVR. DE BASE EN VERRE
ASBESTOS BASIC PROD.	GER	91	55		146	ALL	OUVR. DE BASE AMIANTE
	U K	202			202	R U	
	OTHER	60			60	AUTRE	
COMMODITY TOTAL CEMENT		262			262		TOTAL DE MARCHANDISE CIMENT
NON-MET. MIN. BASIC PROD	GER		20		20	ALL	PROD. MIN. NON-MET. BASE
	U K	31			31	R U	
	GER	79	156		235	ALL	
	NETH	7			7	P. BAS	
	LIBER	11			11	LIBER	
	OTHER	91	80		171	AUTRE	
COMMODITY TOTAL MISC. FABRICATED PROD.		219	236		455		TOTAL DE MARCHANDISE OUVRAGES DIVERS
TRACTORS	GER	42			42	ALL	TRACTEURS
	GER	14			14	ALL	
	OTHER		10		10	AUTRE	
COMMODITY TOTAL MACHINERY NES		14	10		24		TOTAL DE MARCHANDISE MACHINES NDA
	U K	20	28	5	53	R U	
	DENMK			8	8	DANMK	
	GER	673	197	2	872	ALL	
	NETH	184		2	186	P. BAS	
	NORW		58	5	63	NORV	
	SWEDN			3	3	SUEDE	
	LIBER	118			118	LIBER	
	OTHER	97	47		144	AUTRE	
COMMODITY TOTAL PASS. AUTOS AND CHASSIS		1,092	330	25	1,447		TOTAL DE MARCHANDISE VOITURES PART., CHASSIS
	U K	3		4	7	R U	
	GER	43	2		45	ALL	
COMMODITY TOTAL TRUCKS AND CHASSIS		46	2	4	52		TOTAL DE MARCHANDISE CAMIONS ET CHASSIS
	GER	18	42		60	ALL	
	OTHER	2			2	AUTRE	
COMMODITY TOTAL MOTOR VEHICLE ENGINES		20	42		62		TOTAL DE MARCHANDISE MOTEURS DE VEH. AUTOM.
	GER	90	2		92	ALL	
	LIBER	16			16	LIBER	
COMMODITY TOTAL ROAD MOTOR VEH. NES		106	2		108		TOTAL DE MARCHANDISE VEH. AUTOM. ROUTTERS NDA
	GER	381			381	ALL	
	NETH	5			5	P. BAS	
COMMODITY TOTAL SHIPS, AIRCRAFT, MIS. VEH		386			386		TOTAL DE MARCHANDISE NAVIRES, AVIONS, VEH. DIV
	GER	70			70	ALL	
	NETH	16		3	19	P. BAS	
COMMODITY TOTAL RUBBER TIRES AND TUBES		86		3	89		TOTAL DE MARCHANDISE PNEUS, CHAMBRES A AIR
	GER	101	5		106	ALL	
	NETH	1			1	P. BAS	
	LIBER	53			53	LIBER	
COMMODITY TOTAL EQUIPMENT MISC.		155	5		160		TOTAL DE MARCHANDISE MATERIEL DIVERS
	U K	6		5	11	R U	
	DENMK			1	1	DANMK	
	GER	166	53	8	227	ALL	
	NETH	61			61	P. BAS	
	LIBER	23			23	LIBER	
	OTHER		16		16	AUTRE	
COMMODITY TOTAL PERSONAL, HOUSEHOLD GOODS		256	69	14	339		TOTAL DE MARCHANDISE ART. PERS. ET MENAGERS
	U K		9	9	18	R U	
	DENMK			5	5	DANMK	
	GER	230	104	3	337	ALL	
	GREEK			2	2	GRECO	
	NETH	4		3	7	P. BAS	
	NORW		4		4	NORV	



TABLE 1. CARGOES LOADED AT CANADIAN PORTS FOR FOREIGN COUNTRIES.

TABLEAU 1. MARCHANDISES CHARGÉES DANS LES PORTS CANADIENS A DESTINATION DE PAYS ÉTRANGERS.

COUNTRY OF DESTINATION AND KIND OF CARGO	REGISTRY OF VESSEL	ATLANTIC ATLANTIQUE	GREAT LAKES GRANDS LACS	PACIFIC PACIFIQUE	TOTAL TOTAL	IMMATIC. DU NAVIRE	PAYS DE DESTINATION ET MARCHANDISE
NETHERLANDS CONT.							PAYS-BAS SUITE
	SWEDN			5	5	SUEDE	
	OTHER	2	15	3	20	AUTRE	
COMMODITY TOTAL		236	132	30	398		TOTAL DE MARCHANDISE
FIREARMS, AMMUNITION	GER	2			2	ALL	ARMES A FEU, MUNITIONS
CONTAINERS, CLOSURES	U K		5		5	R U	CONTENEURS, FERMETURES
	GER	610	1,095		1,704	ALL	
	NETH	33			33	P.BAS	
	LIBER	3			3	LIBER	
	OTHER		20		20	AUTRE	
COMMODITY TOTAL		655	1,110		1,765		TOTAL DE MARCHANDISE
MISC. END PRODUCTS NES	U K	24			24	R U	PRODUITS FINIS DIV. NDA
	GER	677	20		697	ALL	
	NETH	236			236	P.BAS	
	SWEDN			1	1	SUEDE	
	LIBER	185			185	LIBER	
	OTHER	9	3		12	AUTRE	
COMMODITY TOTAL		1,131	23	1	1,155		TOTAL DE MARCHANDISE
GENERAL CARGO	U K	1,989	8	1	1,998	R U	MARCHANDISES DIVERSES
	DENMK			1	1	DANMK	
	GER	3,113	4,400	1	7,514	ALL	
	GREEK	73			73	GRECQ	
	NETH	426			426	P.BAS	
	NORW	292	28		320	NORV	
	SWEDN			1	1	SUEDE	
	LIBER	53			53	LIBER	
	OTHER	530			530	AUTRE	
COMMODITY TOTAL		6,476	4,436	4	10,916		TOTAL DE MARCHANDISE
COUNTRY/REGION TOTAL		8,104,169*	182,034*	444,120*	8,730,323*		TOTAL DE PAYS/REGION
NORWAY							NORVEGE
MEAT, FRESH OR FROZEN	NORW	9			9	NORV	VIANDE, FRAICHE / CONG.
MEAT AND MEAT PREP. NES	NORW	70			70	NORV	VIANDES ET PREP. NDA
FISH, FRESH OR FROZEN	NORW	3		63	66	NORV	POISSON, FRAIS OU CONG.
	SWEDN			32	32	SUEDE	
	CAN	429			429	CAN	
COMMODITY TOTAL		432		95	527		TOTAL DE MARCHANDISE
FISH, SALTED OR CURED	DENMK	225			225	DANMK	POISSON, SALE OU FUME
	NORW	188			188	NORV	
COMMODITY TOTAL		413			413		TOTAL DE MARCHANDISE
LOBSTER	NORW	2			2	NORV	HOMARD
SHELL FISH, NES	NORW	46			46	NORV	MOLLUSQUES CRUST., NDA
MILK POWDER	OTHER	4,150			4,150	AUTRE	LAIT EN POUVRE
BARLEY	OTHER	61,745			61,745	AUTRE	ORGE
CORN	GER	3			3	ALL	MAIS
WHEAT	NORW	62,485			62,485	NORV	BLE
	OTHER	85,171			85,171	AUTRE	
COMMODITY TOTAL		147,656			147,656		TOTAL DE MARCHANDISE
WHEAT FLOUR	NORW	2			2	NORV	FARINE DE BLE
APPLES	NORW			1,037	1,037	NORV	POMMES
FRESH FRUITS, BERRIES	SWEDN			40	40	SUEDE	FRUITS, BAIES FRAIS
FRUITS, PREP. CANNED	NORW	10			10	NORV	FRUITS PREP. EN BOITE
	SWEDN			24	24	SUEDE	
COMMODITY TOTAL		10		24	34		TOTAL DE MARCHANDISE
VEGETABLES, FROZEN	NORW			33	33	NORV	LEGUMES, CONGELES
	SWEDN			23	23	SUEDE	
COMMODITY TOTAL				56	56		TOTAL DE MARCHANDISE
VEGETABLES, DRIED	GER	82			82	ALL	LEGUMES, SECS
	NORW	472			472	NORV	
	SWEDN	72			72	SUEDE	
COMMODITY TOTAL		626			626		TOTAL DE MARCHANDISE
VEGETABLE PREP. NES	NORW	85			85	NORV	PREP. DE LEGUMES NDA
SAUSAGE SKINS, CASINGS	NORW	44	10		54	NORV	BOYAUX A SAUCISSES
	SWEDN		15		15	SUEDE	
COMMODITY TOTAL		44	25		69		TOTAL DE MARCHANDISE
MISC. FOOD PREP. NES	GER	106	4		110	ALL	DIV. PREP. ALIM. NDA
	NORW	445	32		477	NORV	
	SWEDN	25	251		276	SUEDE	
COMMODITY TOTAL		576	287		863		TOTAL DE MARCHANDISE
DIST. ALCOHOLIC BEV.	GER	6			6	ALL	BOISS. ALCOOL. DIST.
	NORW	19			19	NORV	
	SWEDN	8			8	SUEDE	
COMMODITY TOTAL		33			33		TOTAL DE MARCHANDISE
TOBACCO NES	NORW		44		44	NDPV	TABACS NDA
	SWEDN		58		58	SUEDE	
COMMODITY TOTAL			102		102		TOTAL DE MARCHANDISE
RAW HIDES AND SKINS	GER		19		19	ALL	PEAUX ET CUIRS BRUT
	NORW	224	41	22	287	NORV	
	SWEDN	20	27		47	SUEDE	
COMMODITY TOTAL		244	87	22	353		TOTAL DE MARCHANDISE
SEEDS FOR SOWING NES	DENMK			55	55	DANMK	GRAINES DE SEMENCE NDA
	SWEDN	3			3	SUEDE	
COMMODITY TOTAL		3		55	58		TOTAL DE MARCHANDISE
FLAXSEED	NORW		4,622	1,250	5,872	NORV	GRAINE DE LIN
RAPESEED	GER		6,074		6,074	ALL	GRAINE DE COLZA

TABLE 1. CARGOES LOADED AT CANADIAN PORTS FOR FOREIGN COUNTRIES.

TABEAU 1. MARCHANDISES CHARGÉES DANS LES PORTS CANADIENS A DESTINATION DE PAYS ÉTRANGERS.

COUNTRY OF DESTINATION AND KIND OF CARGO	REGISTRY OF VESSEL	ATLANTIC ATLANTIQUE	GREAT LAKES GRANDS LACS	PACIFIC PACIFIQUE	TOTAL TOTAL	IMMATIC. DU NAVIRE	PAYS DE DESTINATION ET MARCHANDISE
NORWAY CONT.							NORVEGE SUITE
SOYA BEANS	U K	16,016			16,016	R U	GRAINE DE SOYA
	NORW	3,600			3,600	NORV	
COMMODITY TOTAL		19,616			19,616		TOTAL DE MARCHANDISE
CRUDE VEG. PROD. NES	NORW	20			20	NORV	PR. BRUTS ORIG. VEG. NDA
TEXTILE FIBRES NES	NORW	1			1	NORV	FIBRES TEXTILES NDA
COPPER ORE AND CONC.	GER	2,429			2,429	ALL	MINÉRAI, CONC. CUIVRE
NICKEL-COPPER ORE	NORW	74,641			74,641	NORV	MINÉRAI, DE CUIVRE-NICKEL
ZINC ORE AND CONC.	NORW	5,718			5,718	NORV	MINÉRAI, CONC. DE ZINC
	SWEDN	17,718			17,718	SUEDE	
COMMODITY TOTAL		23,436			23,436		TOTAL DE MARCHANDISE
NON-FERROUS MET. SCRAP	NORW	26			26	NORV	DECHETS METAL. NON FER.
SLAG, OROSS, BY-PRODUCTS	NORW	4			4	NORV	POUS. GUEUL. SCOR. PROD.
ASBESTOS	GER	23		72	95	ALL	AMIANTE
	NORW	2,212		250	2,462	NORV	
	SWEDN	1,138			1,138	SUEDE	
COMMODITY TOTAL		3,373		322	3,695		TOTAL DE MARCHANDISE
LUMBER AND TIMBER	NORW	13			13	NORV	BOIS D'OEUVRE ET CHAPP.
	SWEDN	8			8	SUEDE	
COMMODITY TOTAL		21			21		TOTAL DE MARCHANDISE
VENEER, PLYWOOD	GER	66			66	ALL	PLACAGES, CONTRE-PLAQ.
	NORW	74		706	780	NORV	
	SWEDN	9		387	396	SUEDE	
COMMODITY TOTAL		149		1,093	1,242		TOTAL DE MARCHANDISE
PAPER NES	NORW	5	1		6	NORV	PAPIER NDA
	SWEDN		3		3	SUEDE	
COMMODITY TOTAL		5	4		9		TOTAL DE MARCHANDISE
BLDG. PAPER AND BOARD	GER	14			14	ALL	PLAQ. CONSTR., PAP/CART.
WET MACHINE BOARD	GER		8		8	ALL	CARTON EN PATE PRESSE
	NORW	9	13		22	NORV	
	SWEDN		3		3	SUEDE	
COMMODITY TOTAL		9	24		33		TOTAL DE MARCHANDISE
TEXTILE FAB. MTL NES	GER	3			3	ALL	OUVR. EN MAT. TEXT. NDA
	NORW	4			4	NORV	
COMMODITY TOTAL		7			7		TOTAL DE MARCHANDISE
FISH, MARINE ANIMAL OIL	NORW	2,444			2,444	NORV	HUIL. DE POISSON, AN. MAR
OILS, FATS, WAXES NES	NORW			102	102	NORV	HUIL. MAT. GRAS. CIPE NDA
METALLIC SALTS	NORW	170			170	NORV	SELS METALLIQUES
INORGANIC CHEMS. NES	DENMK	1,119			1,119	DANMK	PROD. CHIM. INORG. NDA
	NORW	500			500	NORV	
COMMODITY TOTAL		1,619			1,619		TOTAL DE MARCHANDISE
ORGANIC CHEMICALS NES	GER	53	21		74	ALL	PROD. CHIM. ORGAN. NDA
	NORW	142	6		148	NORV	
	SWEDN		39		39	SUEDE	
COMMODITY TOTAL		195	66		261		TOTAL DE MARCHANDISE
PLASTIC MATERIALS	GER	61			61	ALL	MATIERES PLASTIQUES
	NORW	151			151	NORV	
COMMODITY TOTAL		212			212		TOTAL DE MARCHANDISE
DYESTUFF, PIGMENT, PAINT	SWEDN		1		1	SUEDE	MAT. COLOR. FIG. PEINTURE
CHEM. SPECIALTIES NES	SWEDN	100	42		142	SUEDE	PROD. CHIM. SPECIAUX NDA
FUEL OIL	GER	90			90	ALL	MAZOUT
COKE	NORW	7,112			7,112	NORV	COKE
BARS AND RODS, STEEL	NORW	27			27	NORV	BARRES ET TIGES ACIER
PLATE & SHEET STEEL	GER	15			15	ALL	TOLES, FEUILLES D'ACIER
	SWEDN	1,170			1,170	SUEDE	
COMMODITY TOTAL		1,185			1,185		TOTAL DE MARCHANDISE
STRUCTURAL SHAPES	GER	56			56	ALL	PROFILES DE CONSTRUCT.
	NORW	15			15	NORV	
COMMODITY TOTAL		71			71		TOTAL DE MARCHANDISE
WIRE	CAN	2			2	CAN	FIL METALLIQUE
ALUMINUM	NORW	34			34	NORV	ALUMINIUM
COPPER AND ALLOYS	GER	332			332	ALL	CUIVRE ET ALLIAGES
	NORW	1,612	171		1,783	NORV	
	SWEDN	137			137	SUEDE	
COMMODITY TOTAL		2,081	171		2,252		TOTAL DE MARCHANDISE
LEAD AND ALLOYS	NORW	227		316	543	NORV	PLOMB ET ALLIAGES
NICKEL AND ALLOYS	GER		3		3	ALL	NICKEL ET ALLIAGES
	NORW	2			2	NORV	
	SWEDN		9		9	SUEDE	
COMMODITY TOTAL		2	12		14		TOTAL DE MARCHANDISE
METAL FAB. BASIC PROD.	NORW	14	5		19	NORV	OUVR. DE BASE EN METAL
	SWEDN	144	33		177	SUEDE	
COMMODITY TOTAL		158	38		196		TOTAL DE MARCHANDISE
NON-MET. MIN. BASIC PROD	GER	1	142		143	ALL	PROD. MIN. NON-MET. BASE
	NORW	71	284		355	NORV	
	SWEDN		195		195	SUEDE	
COMMODITY TOTAL		72	621		693		TOTAL DE MARCHANDISE
TRACTORS	GER	15			15	ALL	TRACTEURS
	NORW	18			18	NORV	
COMMODITY TOTAL		33			33		TOTAL DE MARCHANDISE
MACHINERY NES	GER	60	12		72	ALL	MACHINES NDA
	NORW	414	13	3	430	NORV	
	SWEDN	386	33	2	421	SUEDE	
COMMODITY TOTAL		860	58	5	923		TOTAL DE MARCHANDISE
PASS. AUTOS AND CHASSIS	GER			1	1	ALL	VOITURES PART., CHASSIS
	NORW	13			13	NORV	
COMMODITY TOTAL		13		1	14		TOTAL DE MARCHANDISE



TABLE 1. CARGOES LOADED AT CANADIAN PORTS FOR FOREIGN COUNTRIES.

TABLÉAU 1. MARCHANDISES CHARGÉES DANS LES PORTS CANADIENS A DESTINATION DE PAYS ÉTRANGERS.

COUNTRY OF DESTINATION AND KIND OF CARGO	REGISTRY OF VESSEL	ATLANTIC ATLANTIQUE	GREAT LAKES GRANDS LACS	PACIFIC PACIFIQUE	TOTAL TOTAL	IMMATIC. DU NAVIRE	PAYS DE DESTINATION ET MARCHANDISE
<b>NORWAY CONT.</b>							<b>NORVEGE SUITE</b>
MOTOR VEHICLE ENGINES	NORW	2			2	NORV	MOTEURS DE VEH.AUTOM.
ROAD MOTOR VEH. NES	SWEDN	39			39	SUEDE	VEH.AUTOM.ROUTERS NDA
SHIPS, AIRCRAFT, MIS.VEH	NORW	7			7	NORV	NAVIRES,AVIONS,VEH.DIV
RUBBER TIRES AND TUBES	NORW		2		2	NORV	PNEUS, CHAMBRES A AIR
EQUIPMENT MISC.	GER	7	1		8	ALL	MATERIEL DIVERS
	NORW	19			19	NORV	
	SWEDN			3	22	SUEDE	
COMMODITY TOTAL		26	1	4	31		TOTAL DE MARCHANDISE
PERSONAL/HSEHOLD GOODS	GER		7	1	8	ALL	ART.PERS.ET MENAGERS
	NORW	6	5	11	22	NORV	
	SWEDN	8	3	1	12	SUEDE	
COMMODITY TOTAL		14	15	13	42		TOTAL DE MARCHANDISE
CONTAINERS,CLDSURES	NORW	12			12	NORV	CONTENEURS,FERMETURES
	SWEDN		3	2	5	SUEDE	
COMMODITY TOTAL		12	3	2	17		TOTAL DE MARCHANDISE
GENERAL CARGO	GER	17			17	ALL	MARCHANDISES DIVERSES
	NORW	71	7	2	80	NORV	
	SWEDN	20		1	21	SUEDE	
COMMODITY TOTAL		108	7	3	118		TOTAL DE MARCHANDISE
COUNTRY/REGION TOTAL		356,815*	12,262*	4,440*	373,517*		TOTAL DE PAYS/REGION
<b>PORTUGAL</b>							<b>PORTUGAL</b>
MEAT AND MEAT PREP.NES	GREEK	7			7	GRECQ	VIANDES ET PREP.NDA
BARLEY	GREEK	14,059			14,059	GRECQ	ORGE
	NETH	15,792			15,792	P.8AS	
COMMODITY TOTAL		29,851			29,851		TOTAL DE MARCHANDISE
WHEAT	LIBER	13,500			13,500	LIBER	BLE
	OTHER	17,500			17,500	AUTRE	
COMMODITY TOTAL		31,000			31,000		TOTAL DE MARCHANDISE
WHEAT FLOUR	GER	237			237	ALL	FARINE DE BLE
	GREEK	205			205	GRECQ	
	NORW	429			429	NORV	
	OTHER	383			383	AUTRE	
COMMODITY TOTAL		1,254			1,254		TOTAL DE MARCHANDISE
VEGETABLE PREP.NES	LIBER			3	3	LIBER	PREP. DE LEGUMES NDA
	OTHER	38			38	AUTRE	
COMMODITY TOTAL		38		3	41		TOTAL DE MARCHANDISE
SAUSAGE SKINS,CASINGS	NORW	4	2		6	NORV	BOYAUX A SAUCISSES
MISC.FOOD PREP.NES	GREEK	67	191		258	GRECQ	DIV.PREP.ALIM.NDA
	NORW		22		22	NORV	
	OTHER		58		58	AUTRE	
COMMODITY TOTAL		67	271		338		TOTAL DE MARCHANDISE
RAW HIDES AND SKINS	GER	123			123	ALL	PEAUX ET CUIRS BRUT
	GREEK	620	1		621	GRECQ	
	NORW	285	24		309	NORV	
	OTHER	170	74		244	AUTRE	
COMMODITY TOTAL		1,198	99		1,297		TOTAL DE MARCHANDISE
IRON AND STEEL SCRAP	GREEK		23		23	GRECQ	DECHETS DE FER, DACIER
NON-FERROUS MET.SCRAP	GER	50			50	ALL	DECHETS METAL.NON FER.
	GREEK	65			65	GRECQ	
	ITALY			12	12	ITAL	
COMMODITY TOTAL		115		12	127		TOTAL DE MARCHANDISE
SLAG,DROSS,BY-PRODUCTS	GREEK	40			40	GRECQ	POUS.GUEUL.SCOR.PROD.
	NORW		41		41	NORV	
COMMODITY TOTAL		40	41		81		TOTAL DE MARCHANDISE
ASBESTOS	GER	210			210	ALL	AMIANTE
	GREEK	666			666	GRECQ	
	NORW	1,425			1,425	NORV	
	OTHER	760			760	AUTRE	
COMMODITY TOTAL		3,061			3,061		TOTAL DE MARCHANDISE
COTTON,TEXTILE WASTE	NORW		14		14	NORV	DECHETS DE COTON,TEXT.
WASTE AND SCRAP NES	OTHER		3		3	AUTRE	DECHETS ET REBUTS NDA
LEATHER	GREEK	73			73	GRECQ	CUIR
LUMBER AND TIMBER	ITALY			45	45	ITAL	BOIS DOEUVRE ET CHARP.
NEWSPRINT PAPER	NORW	110			110	NORV	PAPIER JOURNAL
PAPER NES	NORW		3		3	NORV	PAPIER NDA
TEXTILE FAB.MTL NES	NORW		2		2	NORV	OUVR.EN MAT.TEXT.NDA
ORGANIC CHEMICALS NES	NORW		38		38	NORV	PROD.CHIM.ORGAN.NDA
FERTILIZERS NES	ITALY			2	2	ITAL	ENGRAIS CHIMIQUE NDA
SYNTHETIC RUBBER	GREEK		45		45	GRECQ	CAOUTCHOUC SYNTHETIQUE
PLASTIC MATERIALS	GER		22		22	ALL	MATIERES PLASTIQUES
	GREEK		40		40	GRECQ	
COMMODITY TOTAL			62		62		TOTAL DE MARCHANDISE
PIG IRON	U K	2,000			2,000	R U	FER EN GUEUSE
PRIMARY IRON,STEEL NES	GER	16,725			16,725	ALL	FER,ACIER PRIMAIR.NDA
	NORW	5			5	NORV	
COMMODITY TOTAL		16,730			16,730		TOTAL DE MARCHANDISE
BAR AND RODS,STEEL	GREEK	6			6	GRECQ	BARRES ET TIGES ACIER
	NORW	49	78		127	NORV	
	OTHER		33		33	AUTRE	
COMMODITY TOTAL		55	111		166		TOTAL DE MARCHANDISE
PLATE & SHEET STEEL	GREEK		225		225	GRECQ	TOLES,FEUILLES DACIER
	NORW	1,120			1,120	NORV	
COMMODITY TOTAL		1,120	225		1,345		TOTAL DE MARCHANDISE



TABLE 1. CARGOES LOADED AT CANADIAN PORTS FOR FOREIGN COUNTRIES.

TABLEAU 1. MARCHANDISES CHARGÉES DANS LES PORTS CANADIENS A DESTINATION DE PAYS ÉTRANGERS.

COUNTRY OF DESTINATION AND KIND OF CARGO	REGISTRY OF VESSEL	ATLANTIC ATLANTIQUE	GREAT LAKES GRANDS LACS	PACIFIC PACIFIQUE	TOTAL TOTAL	IMMATIC. DU NAVIRE	PAYS DE DESTINATION ET MARCHANDISE
<b>PORTUGAL CONT.</b>							
ALUMINUM	GER	10			10	ALL	PORTUGAL ALUMINIUM SUITE
	GREEK	352			352	GRECQ	
	NORV	368			368	NORV	
COMMODITY TOTAL		730			730		TOTAL DE MARCHANDISE
COPPER AND ALLOYS	GREEK	864	112		976	GRECQ	CUIVRE ET ALLIAGES
	NORV	1,014	56		1,070	NORV	
	OTHER	773			773	AUTRE	
COMMODITY TOTAL		2,651	168		2,819		TOTAL DE MARCHANDISE
ZINC AND ALLOYS	GER	49			49	ALL	ZINC ET ALLIAGES
	GREEK	970			970	GRECQ	
	NORV	427			427	NORV	
	OTHER	455			455	AUTRE	
COMMODITY TOTAL		1,901			1,901		TOTAL DE MARCHANDISE
MACHINERY NES	GREEK		19		19	GRECQ	MACHINES NDA
	NORV		76		76	NORV	
	OTHER		5		5	AUTRE	
COMMODITY TOTAL			100		100		TOTAL DE MARCHANDISE
RAILWAY ROLLING STOCK	GREEK	19			19	GRECQ	MAT. ROUL. DE CH. DE FER
EQUIPMENT MISC.	GREEK		13		13	GRECQ	MATERIEL DIVERS
	ITALY			1	1	ITAL	
COMMODITY TOTAL			13	1	14		TOTAL DE MARCHANDISE
PERSONAL, HOUSEHOLD GOODS	GER		2		2	ALL	ART. PERS. ET MENAGERS
	GREEK		6		6	GRECQ	
	NORV	6	4		10	NORV	
	LIBER			1	1	LIBER	
	OTHER		5		5	AUTRE	
COMMODITY TOTAL		6	17	1	24		TOTAL DE MARCHANDISE
CONTAINERS, CLOSURES	GER		51		51	ALL	CONTENEURS, FERMETURES
GENERAL CARGO	GER	30			30	ALL	MARCHANDISES DIVERSES
	GREEK	75			75	GRECQ	
	NORV	120			120	NORV	
	OTHER	135			135	AUTRE	
COMMODITY TOTAL		360			360		TOTAL DE MARCHANDISE
COUNTRY/REGION TOTAL		92,390*	1,288*	64*	93,742*		TOTAL DE PAYS/REGION
<b>SPAIN</b>							
FISH, FRESH OR FROZEN	ITALY			10	10	ITAL	ESPAGNE POISSON, FRATS OU CONG.
	NORV	130			130	NORV	
	OTHER	235			235	AUTRE	
COMMODITY TOTAL		365		10	375		TOTAL DE MARCHANDISE
FISH, SALTED OR CURED	NORV	59			59	NORV	POISSON, SALE OU FUME
MILK POWDER	DENMK	1,937			1,937	DANMK	LAIT EN POUORE
	GER	984			984	ALL	
	NORV	2,552			2,552	NORV	
	OTHER	11,578			11,578	AUTRE	
COMMODITY TOTAL		17,051			17,051		TOTAL DE MARCHANDISE
WHEAT	GREEK	3,770			3,770	GRECQ	BLE
	ITALY	13,000			13,000	ITAL	
	JAPAN	18,480			18,480	JAPON	
COMMODITY TOTAL		35,250			35,250		TOTAL DE MARCHANDISE
WHEAT FLOUR	GREEK	101			101	GRECQ	FARINE DE BLE
	ITALY			35	35	ITAL	
COMMODITY TOTAL		101		35	136		TOTAL DE MARCHANDISE
VEGETABLES, FRESH	OTHER		12		12	AUTRE	LEGUMES, FRAIS
VEGETABLES, FROZEN	OTHER	66			66	AUTRE	LEGUMES, CONGELES
VEGETABLES, DRIED	GER	75			75	ALL	LEGUMES, SECS
	OTHER	104			104	AUTRE	
COMMODITY TOTAL		179			179		TOTAL DE MARCHANDISE
VEGETABLE PREP. NES	OTHER	16			16	AUTRE	PREP. DE LEGUMES NDA
SAUSAGE SKINS, CASINGS	GER		6		6	ALL	BRYAUX A SAUCISSES
	GREEK		3		3	GRECQ	
	NORV		1		1	NORV	
	LIBER		8		8	LIBER	
	OTHER	11			11	AUTRE	
COMMODITY TOTAL		11	18		29		TOTAL DE MARCHANDISE
MISC. FOOD PREP. NES	ITALY		6		6	ITAL	DIV. PREP. ALIM. NDA
	NORV		39		39	NORV	
	OTHER	17			17	AUTRE	
COMMODITY TOTAL		17	45		62		TOTAL DE MARCHANDISE
GROUND CEREALS NES	GREEK	10			10	GRECQ	CEREALES MOULUES NDA
CONC. COMPLETE FEEDS	GER	984			984	ALL	CONC., PROV. COMPLETES
	GREEK	984			984	GRECQ	
COMMODITY TOTAL		1,968			1,968		TOTAL DE MARCHANDISE
DIST. ALCOHOLIC BEV.	ITALY		8		8	ITAL	BOISS. ALCOOL. DIST.
	OTHER	12			12	AUTRE	
COMMODITY TOTAL		12	8		20		TOTAL DE MARCHANDISE
RAW HIDES AND SKINS	GER	218	10		228	ALL	PEAUX ET CUIRS BRUT
	GREEK	654	10		664	GRECQ	
	NORV	355			355	NORV	
	OTHER	983	187		1,170	AUTRE	
COMMODITY TOTAL		2,210	207		2,417		TOTAL DE MARCHANDISE
SEEDS FOR SOWING NES	GREEK	30			30	GRECQ	GRAINES DE SEMENCE NDA
FLAXSEED	U K	8,666			8,666	R U	GRAINE DE LIN
	GER	2,694			2,694	ALL	

TABLE 1. CARGOES LOADED AT CANADIAN PORTS FOR FOREIGN COUNTRIES.

TABLEAU 1. MARCHANDISES CHARGÉES DANS LES PORTS CANADIENS A DESTINATION DE PAYS ÉTRANGERS.

COUNTRY OF DESTINATION AND KIND OF CARGO	REGISTRY OF VESSEL	ATLANTIC ATLANTIQUE	GREAT LAKES GRANDS LACS	PACIFIC PACIFIQUE	TOTAL TOTAL	IMMATIC. DU NAVIRE	PAYS DE DESTINATION ET MARCHANDISE
SPAIN CONT.							ESPAGNE SUITE
	GREEK LIBER	10,000			10,000	GRECQ LIBER	
			10,747		10,747		
COMMODITY TOTAL SOYA BEANS		21,360	10,747		32,107		TOTAL DE MARCHANDISE GRAINE DE SOYA
	U K	48,122			48,122	R U	
	GREEK	53,493			53,493	GRECQ	
	ITALY	19,767			19,767	ITAL	
	NETH	50,152			50,152	P.BAS	
	LIBER	15,473			15,473	LIBER	
	OTHER	12,900			12,800	AUTRE	
COMMODITY TOTAL PULPWOOD		199,807			199,807		TOTAL DE MARCHANDISE BOIS A PATE
	GER	4,981			4,981	ALL	
	GREEK	17,489			17,489	GRECQ	
	NORW	17,481			17,481	NORV	
	OTHER	17,713			17,713	AUTRE	
COMMODITY TOTAL WOOL AND ANIMAL HAIR TEXTILE FIBRES NES		57,664			57,664		TOTAL DE MARCHANDISE LAINE,POILS DANIMAL FIBRES TEXTILES NDA
	OTHER	24			24	AUTRE	
	LIBER			6	6	LIBER	
	OTHER	31			31	AUTRE	
COMMODITY TOTAL COPPER ORE AND CONC. IRON ORE AND CONC.		31		6	37		TOTAL DE MARCHANDISE MINERAI,CONC. CUIVRE MINERAI,CONC.DE FER
	OTHER		6,635		6,635	AUTRE	
	GREEK	26,300			26,300	GRECQ	
	ITALY	20,160			20,160	ITAL	
	NETH	18,368			18,368	P.BAS	
	NORW	24,650			24,650	NORV	
	SWEON	25,760			25,760	SUEDE	
	LIBER	49,594			49,594	LIBER	
	OTHER	192,871			192,871	AUTRE	
COMMODITY TOTAL IRON AND STEEL SCRAP		357,703			357,703		TOTAL DE MARCHANDISE DECHETS DE FER, D'ACIER
	GER	4,298			4,298	ALL	
	GREEK	170		296	466	GRECQ	
	NORW	2,160	11,757		13,917	NORV	
	LIBER		4,163		4,163	LIBER	
	PANAM		8,064		8,064	PANAM	
	OTHER		100		100	AUTRE	
COMMODITY TOTAL NON-FERROUS MET. SCRAP		6,628	24,084	296	31,008		TOTAL DE MARCHANDISE DECHETS METAL, NON FER.
	GER	320	50		370	ALL	
	GREEK	117			117	GRECQ	
	ITALY			378	378	ITAL	
	NORW	322	159		481	NORV	
	LIBER	80			80	LIBER	
	OTHER	2,523	157		2,680	AUTRE	
COMMODITY TOTAL ASBESTOS		3,362	366	378	4,106		TOTAL DE MARCHANDISE AMIANTE
	GER	732			1,021	ALL	
	GREEK	1,053			1,488	GRECQ	
	ITALY			1,297	1,297	ITAL	
	NORW	1,349			1,349	NORV	
	SWEON	4,040			4,040	SUEDE	
	LIBER	106		500	606	LIBER	
	OTHER	25,720			25,720	AUTRE	
COMMODITY TOTAL STONE, CRUDE NES CRUDE NON-MET. MIN. NES COTTON, TEXTILE WASTE		33,000		2,521	35,521		TOTAL DE MARCHANDISE PIERRE BRUTE NDA MIN. NON-MET. BRUTS NDA DECHETS DE COTON, TEXT.
	ITALY		13		13	ITAL	
	OTHER	56			56	AUTRE	
	GER	421	115		536	ALL	
	GREEK	135	70		205	GRECQ	
	NORW	354			354	NORV	
	OTHER	626	178		804	AUTRE	
COMMODITY TOTAL LUMBER AND TIMBER		1,536	363		1,899		TOTAL DE MARCHANDISE BOIS D'OEUVRE ET CHARP.
	GER	54			54	ALL	
	GREEK			451	451	GRECQ	
	ITALY			95	95	ITAL	
	NORW	54			54	NORV	
	SWEON			4,220	4,220	SUEDE	
	LIBER			96	96	LIBER	
	OTHER	41			185	AUTRE	
COMMODITY TOTAL SHINGLES AND SHAKES VENEER, PLYWOOD		149		5,006	5,155		TOTAL DE MARCHANDISE BARDEAUX, BARD. FACADE PLACAGES, CONTRE-PLAQ.
	OTHER	4			4	AUTRE	
	ITALY			33	33	ITAL	
	LIBER			6	6	LIBER	
COMMODITY TOTAL PULP				39	39		TOTAL DE MARCHANDISE PATE
	GER	1,286		1,154	2,440	ALL	
	GREEK	2,072		1,152	3,224	GRECQ	
	ITALY			6,593	6,593	ITAL	
	NORW	1,249		804	2,053	NORV	
	LIBER			5,966	5,966	LIBER	
	OTHER	8,819		3,273	12,092	AUTRE	
COMMODITY TOTAL NEWSPRINT PAPER		13,426		18,942	32,368		TOTAL DE MARCHANDISE PAPIER JOURNAL
	U K	23,452			23,452	R U	
	GER	840			840	ALL	
	GREEK	1,032			1,032	GRECQ	
	NORW	2,304			2,304	NORV	
	OTHER	3,828			3,828	AUTRE	
COMMODITY TOTAL PAPER NES		31,456			31,456		TOTAL DE MARCHANDISE PAPIER NDA
	GREEK	34			34	GRECQ	
	OTHER	74			74	AUTRE	
COMMODITY TOTAL PAPERBOARD		108			108		TOTAL DE MARCHANDISE CARTON
	NORW	22			22	NORV	

TABLE 1. CARGOES LOADED AT CANADIAN PORTS FOR FOREIGN COUNTRIES.

TABLEAU 1. MARCHANDISES CHARGÉES DANS LES PORTS CANADIENS A DESTINATION DE PAYS ÉTRANGERS.

COUNTRY OF DESTINATION AND KIND OF CARGO	REGISTRY OF VESSEL	ATLANTIC ATLANTIQUE	GREAT LAKES GRANDS LACS	PACIFIC PACIFIQUE	TOTAL TOTAL	IMMATIC. DU NAVIRE	PAYS DE DESTINATION ET MARCHANDISE
SPAIN	CONT.						ESPAGNE SUITE
COMMODITY TOTAL	OTHER	539			539	AUTRE	
BLDG.PAPER AND BOARD	SWEDN	140			140	SUEDE	TOTAL DE MARCHANDISE PLAQ.CONSTR.,PAP/CART.
	OTHER	105			105	AUTRE	
COMMODITY TOTAL		245			245		TOTAL DE MARCHANDISE
WET MACHINE BOARD	GREEK		2		2	GRECO	CARTON EN PATE PRESSE
TEXTILE FAB.MTL NES	OTHER	60			60	AUTRE	OUVR.EN MAT.TEXT.NDA
ANIMAL OILS,EXC.MARINE	OTHER	3,524			3,524	AUTRE	HUIL.ANIM.SAUF AN.MAR.
OILS,FATS,WAXES NES	GER	15			15	ALL	HUIL.MAT.GRAS.CIPE NDA
	GREEK	49		17	66	GRECO	
	ITALY			13	13	ITAL	
	LIBER			11	11	LIBEP	
	OTHER	50			50	AUTRE	
COMMODITY TOTAL		114		41	155		TOTAL DE MARCHANDISE
METALLIC SALTS	OTHER	91			91	AUTRE	SELS METALLIQUES
INORGANIC CHEMS. NES	GREEK	30			30	GRECO	PROD.CHM.INORG.NDA
	OTHER	157	60		217	AUTRE	
COMMODITY TOTAL		187	60		247		TOTAL DE MARCHANDISE
ORGANIC CHEMICALS NES	GER	52	60		112	ALL	PROD.CHM.ORGAN.NDA
	GREEK		87		87	GRECO	
	NORW		134		134	NORV	
	SWEDN	120			120	SUEDE	
	LIBER	64			64	LIBER	
	OTHER	425	79		504	AUTRE	
COMMODITY TOTAL		661	360		1,021		TOTAL DE MARCHANDISE
SYNTHETIC RUBBER	GER		6		6	ALL	CAOUTCHOUC SYNTHETIQUE
	NORW		330		330	NORV	
	OTHER		4		4	AUTRE	
COMMODITY TOTAL			340		340		TOTAL DE MARCHANDISE
PLASTIC MATERIALS	GER		18		18	ALL	MATIERES PLASTIQUES
	NORW		5		5	NORV	
	OTHER	380	2		382	AUTRE	
COMMODITY TOTAL		380	25		405		TOTAL DE MARCHANDISE
CHEM.SPECIALTIES NES	OTHER	62	2		64	AUTRE	PROD.CHM.SPECTAUX NDA
COKE	LIBER	17,368			17,368	LIBER	COKE
	OTHER	8,000			8,000	AUTRE	
COMMODITY TOTAL		25,368			25,368		TOTAL DE MARCHANDISE
PIG IRON	NORW	9,268			9,268	NORV	FER EN GUEUSE
PRIMARY IRON,STEEL NES	GREEK	4,500			4,500	GRECO	FER,ACIER PRIMAIR.NDA
BARS AND RODS,STEEL	GER		2,400		2,400	ALL	BARRES ET TIGES ACIER
	GREEK	148			148	GRECO	
	NORW	160			160	NORV	
	OTHER	253			253	AUTRE	
COMMODITY TOTAL		561	2,400		2,961		TOTAL DE MARCHANDISE
PLATE & SHEET STEEL	GREEK	20			20	GRECO	TOLES,FEUILLES D'ACIER
STRUCTURAL SHAPES	OTHER	23			23	AUTRE	PROFILES DE CONSTRUCT.
PIPES,TUBES:IRON,STEEL	OTHER	14			14	AUTRE	TUYAUX,TUBES:FER,ACIER
ALUMINIUM	GER	13			13	ALL	ALUMINIUM
	GREEK	1,232	149		1,381	GRECO	
	NORW	2,208	457		2,665	NORV	
	OTHER	3,729			3,729	AUTRE	
COMMODITY TOTAL		7,182	606		7,788		TOTAL DE MARCHANDISE
COPPER AND ALLOYS	GER	300	6		306	ALL	CUIVRE ET ALLIAGES
	GREEK	587			587	GRECO	
	NORW	497			497	NORV	
	LIBER		10		10	LIBER	
	OTHER	1,087	163		1,250	AUTRE	
COMMODITY TOTAL		2,471	179		2,650		TOTAL DE MARCHANDISE
ZINC AND ALLOYS	GREEK	325			325	GRECO	ZINC ET ALLIAGES
BRICKS,TILES NES	GER	53			53	ALL	BRIQUES,TUILLES NDA
	GREEK		46		46	GRECO	
	NORW	110			110	NORV	
	OTHER	255			255	AUTRE	
COMMODITY TOTAL		418	46		464		TOTAL DE MARCHANDISE
CEMENT BASIC PROD.	GER	42			42	ALL	OUVR.OE BASE CIMENT
NON-MET.MIN.BASIC PROD	ITALY			2	2	ITAL	PROD.MIN.NON-MET.BASE
	OTHER	117			117	AUTRE	
COMMODITY TOTAL		117		2	119		TOTAL DE MARCHANDISE
MACHINERY NES	GER	38	28		66	ALL	MACHINES NDA
	GREEK		19		19	GRECO	
	ITALY		2		2	ITAL	
	NORW	419	58		477	NORV	
	LIBER			1	1	LIBEP	
	OTHER	100	8		108	AUTRE	
COMMODITY TOTAL		557	115	1	673		TOTAL DE MARCHANDISE
PASS.AUTOS AND CHASSIS	ITALY	2			2	ITAL	VOITURES PART.,CHASSIS
MOTOR VEHICLE ENGINES	OTHER		1		1	AUTRE	MOTEURS DE VEH.AUTOM.
SHIPS,AIRCRAFT,MIS.VEH	OTHER	1			1	AUTRE	NAVIRES,AVIONS,VEH.OIV
EQUIPMENT MISC.	OTHER		20		20	AUTRE	MATERIEL DIVERS
PERSONAL,HSEHOLD GOODS	GER		1		1	ALL	APT.PERS.ET MENAGERS
	GREEK		2		2	GRECO	
	ITALY		14	1	15	ITAL	
	NORW		2		2	NORV	
	SWEDN	20			20	SUEDE	
	LIBER		1	2	3	LIBER	
	OTHER		1		1	AUTRE	
COMMODITY TOTAL		20	21	3	44		TOTAL DE MARCHANDISE



TABLE 1. CARGOES LOADED AT CANADIAN PORTS FOR FOREIGN COUNTRIES.

TABLEAU 1. MARCHANDISES CHARGÉES DANS LES PORTS CANADIENS A DESTINATION DE PAYS ÉTRANGERS.

COUNTRY OF DESTINATION AND KIND OF CARGO	REGISTRY OF VESSEL	ATLANTIC ATLANTIQUE	GREAT LAKES GRANDS LACS	PACIFIC PACIFIQUE	TOTAL TOTAL	IMMATIC. DU NAVIRE	PAYS DE DESTINATION ET MARCHANDISE
<b>SPAIN</b>							<b>ESPAGNE</b>
CONTAINERS, CLOSURES	GER		85		85	ALL	SUITE
	GREEK		39		39	GRECO	CONTENEURS, FERMETURES
	NORW		20		20	NORV	
	OTHER		42		42	AUTRE	
COMMODITY TOTAL			186		186		TOTAL DE MARCHANDISE
MISC. END PRODUCTS NES	NORW		1		1	NORV	PRODUITS FINIS DIV. NDA
	OTHER	4			4	AUTRE	
COMMODITY TOTAL		4		1	5		TOTAL DE MARCHANDISE
GENERAL CARGO	GER	122			122	ALL	MARCHANDISES DIVERSES
	GREEK	142			142	GRECO	
	ITALY	5			5	ITAL	
	NORW	85			85	NORV	
	OTHER	310			310	AUTRE	
COMMODITY TOTAL		664			664		TOTAL DE MARCHANDISE
COUNTRY/REGION TOTAL		841,101*	46,862*	27,280*	915,243*		TOTAL DE PAYS/REGION
<b>SWEDEN</b>							<b>SUEDE</b>
MEAT, FRESH OR FROZEN	NORW	59			59	NORV	VIANDE, FRAICHE / CONG.
	SWEDN	89		234	323	SUEDE	
COMMODITY TOTAL		148		234	382		TOTAL DE MARCHANDISE
MEAT AND MEAT PREP. NES	GER	13			13	ALL	VIANDES ET PREP. NDA
	NORW	7			7	NORV	
	SWEDN	7			7	SUEDE	
COMMODITY TOTAL		27			27		TOTAL DE MARCHANDISE
FISH, FRESH OR FROZEN	DENMK			208	208	DANMK	POISSON, FRAIS OU CONG.
	NETH	226			226	P. BAS	
	SWEDN	19		1,023	1,042	SUEDE	
	PANAM	18			18	PANAM	
	CAN	471			471	CAN	
COMMODITY TOTAL		734		1,231	1,965		TOTAL DE MARCHANDISE
FISH, SALTED OR CURED	NORW	1,275			1,275	NORV	POISSON, SALE OU FUME
	SWEDN			45	45	SUEDE	
COMMODITY TOTAL		1,275		45	1,320		TOTAL DE MARCHANDISE
FISH, CANNED	SWEDN			24	24	SUEDE	POISSON EN BOITES
LOBSTER	GER	2			2	ALL	HOMARD
	NORW	4			4	NORV	
	SWEDN	93			93	SUEDE	
COMMODITY TOTAL		99			99		TOTAL DE MARCHANDISE
SHELL FISH, NES	GER	43			43	ALL	MOLLUSQUES CRUST., NDA
	NORW	6			6	NORV	
	SWEDN	28			28	SUEDE	
COMMODITY TOTAL		77			77		TOTAL DE MARCHANDISE
MILK POWDER	GER	2,240			2,240	ALL	LAIT EN POUVRE
	PANAM	3,200			3,200	PANAM	
COMMODITY TOTAL		5,440			5,440		TOTAL DE MARCHANDISE
CORN	GER	8			8	ALL	MAIS
	NORW	18			18	NORV	
COMMODITY TOTAL		26			26		TOTAL DE MARCHANDISE
APPLES	GER	94			94	ALL	POMMES
	SWEDN			1,269	1,269	SUEDE	
COMMODITY TOTAL		94		1,269	1,363		TOTAL DE MARCHANDISE
FRESH FRUITS, BERRIES	SWEDN	1		267	268	SUEDE	FRUITS, BAIES FRAIS
FRUITS, PREP. CANNED	NORW	10			10	NORV	FRUITS PREP. EN BOITE
	SWEDN			24	24	SUEDE	
COMMODITY TOTAL		10		24	34		TOTAL DE MARCHANDISE
VEGETABLES, FROZEN	NORW	115			115	NORV	LEGUMES, CONGELES
	SWEDN	110			110	SUEDE	
COMMODITY TOTAL		225			225		TOTAL DE MARCHANDISE
VEGETABLES, DRIED	DENMK			33	33	DANMK	LEGUMES, SECS
	NORW	50			50	NORV	
COMMODITY TOTAL		50		33	83		TOTAL DE MARCHANDISE
VEGETABLE PREP. NES	GER	130			130	ALL	PREP. DE LEGUMES NDA
	NORW	71			71	NORV	
	SWEDN	8		11	19	SUEDE	
COMMODITY TOTAL		209		11	220		TOTAL DE MARCHANDISE
SUGAR, NES	GER	22			22	ALL	SUCRE, NDA
	SWEDN	21			21	SUEDE	
COMMODITY TOTAL		43			43		TOTAL DE MARCHANDISE
SAUSAGE SKINS, CASINGS	GER	15			15	ALL	BOYAUX A SAUCISSES
	SWEDN	5			5	SUEDE	
COMMODITY TOTAL		20			20		TOTAL DE MARCHANDISE
MISC. FOOD PREP. NES	GER	6		9	15	ALL	DIV. PREP. ALIM. NDA
	NORW	307		29	336	NORV	
	SWEDN	626		89	715	SUEDE	
COMMODITY TOTAL		939		127	1,066		TOTAL DE MARCHANDISE
GROUND CEREALS NES	SWEDN	1			1	SUEDE	CEREALES MOULUES NDA
DIST. ALCOHOLIC BEV.	GER	55			55	ALL	BOISS. ALCOOL. DIST.
	NORW	106			106	NORV	
	SWEDN	125			125	SUEDE	
COMMODITY TOTAL		286			286		TOTAL DE MARCHANDISE
RAW HIDES AND SKINS	GER	70		19	89	ALL	PEAUX ET CUIRS BRUT
	NORW	259			259	NORV	
	SWEDN	67		151	218	SUEDE	

TABLE 1. CARGOES LOADED AT CANADIAN PORTS FOR FOREIGN COUNTRIES.

TABLEAU 1. MARCHANDISES CHARGÉES DANS LES PORTS CANADIENS A DESTINATION DE PAYS ÉTRANGERS.

COUNTRY OF DESTINATION AND KIND OF CARGO	REGISTRY OF VESSEL	ATLANTIC ATLANTIQUE	GREAT LAKES GRANDS LACS	PACIFIC PACIFIQUE	TOTAL TOTAL	IMMATIC. DU NAVIRE	PAYS DE DESTINATION ET MARCHANDISE
SWEDEN CONT. COMMODITY TOTAL SEEDS FOR SOWING NES	U K	396	170		566	R U	SUEDE TOTAL DE MARCHANDISE GRAINES DE SEMENCE NDA
	DENMK			13	13	DANMK	
	GER	36		67	67	ALL	
	GREEK				36	GRECO	
	NORW	48		6	6	NORV	
	SWEDN	5	15	865	885	SUEDE	
COMMODITY TOTAL SOYA BEANS	GER	89	15	951	1,055	ALL	TOTAL DE MARCHANDISE GRAINE DE SOYA
	NORW	65			65	NORV	
	SWEDN	177			177	SUEDE	
COMMODITY TOTAL CRUDE VEG.PROD.NES LOGS	SWEDN	3			3	SUEDE	TOTAL DE MARCHANDISE PR.BRUTS ORIG.VEG.NDA BILLES
	NORW	4			4	NORV	
PULPWOOD	SWEDN			5	5	SUEDE	BOIS A PATE
TEXTILE FIBRES NES	NORW	1			1	NORV	FIBRES TEXTILES NDA
ALUMINA,BAUXITE ORES	SWEDN	1			1	SUEDE	MINERAIS ALUMINE,BAUX.
COPPER ORE AND CONC.	DENMK			70	70	DANMK	MINERAT,CONC. CUIVRE
	SWEDN			495	495	SUEDE	
COMMODITY TOTAL NICKEL-COPPER ORE ORES AND CONC.NES	SWEDN	5,587		565	5,587	SUEDE	TOTAL DE MARCHANDISE MINER,DE CUIVRE-NICKEL
	DENMK			52	52	DANMK	MINERAIS ET CONC.NDA
	NORW	22			22	NORV	
	SWEDN			2,007	2,007	SUEDE	
COMMODITY TOTAL IRON AND STEEL SCRAP	U K	22	8,176		2,081	R U	TOTAL DE MARCHANDISE DECHETS DE FER, DACIER
	NORW	32	5,824		8,176	NORV	
	SWEDN	73			5,856	SUEDE	
COMMODITY TOTAL NON-FERROUS MET.SCRAP	GER	105	14,000		14,105	ALL	TOTAL DE MARCHANDISE DECHETS METAL.NON FER.
	NORW		107		107	NORV	
	SWEDN		48		48	SUEDE	
COMMODITY TOTAL SLAG,ROSS,BY-PRODUCTS ASBESTOS	DENMK		158	46	204	DANMK	TOTAL DE MARCHANDISE PONS,QUEL,SCOR,PROD. AMIANTE
	DENMK			17	17	DANMK	
	GER	526			160	ALL	
	NORW	2,894			526	NORV	
	SWEDN	3,654			2,894	SUEDE	
COMMODITY TOTAL CLAY MATERIALS NES	SWEDN	7,074		160	7,234	SUEDE	TOTAL DE MARCHANDISE MATIERES ARGIL.NDA
	GER	127			127	ALL	MTN.NON-MET.BRUTS NDA
CRUDE NON-MET.MTN.NES	NORW	66	14		66	NORV	
	SWEDN	60			75	SUEDE	
COMMODITY TOTAL WASTE AND SCRAP NES	SWEDN	187	14		201	SUEDE	TOTAL DE MARCHANDISE DECHETS ET REBUTS NDA
	DENMK	233			233	DANMK	
	NETH	4,255			4,255	P.BAS	
	PANAM	322			322	PANAM	
COMMODITY TOTAL LUMBER AND TIMBER	SWEDN	4,810			4,810	SUEDE	TOTAL DE MARCHANDISE BOIS DOEUVRE ET CHARP.
	U K			5	5	R U	
	GER		38		38	ALL	
	SWEDN	19		7	26	SUEDE	
COMMODITY TOTAL FLOORING	SWEDN	19	38	12	69	SUEDE	TOTAL DE MARCHANDISE LAMES POUR PARQUET
VENEER,PLYWOOD	U K	15			15	R U	PLACAGES,CONTRE-PLAQ.
	DENMK			189	189	DANMK	
	NORW	4		12	12	NORV	
	SWEDN	22		524	4	SUEDE	
COMMODITY TOTAL WOOD FAB.MATERIALS	DENMK	26		725	751	DANMK	TOTAL DE MARCHANDISE DEMI-PRODUITS EN BOIS
	NORW			3	3	NORV	
	SWEDN		2		2	SUEDE	
COMMODITY TOTAL PULP	GER	6,359	2	6	8	ALL	TOTAL DE MARCHANDISE PATE
NEWSPRINT PAPER	GER	1			1	ALL	PAPTER JOURNAL
PAPER NES	NORW		6		6	NORV	PAPIER NDA
	SWEDN	3	3		6	SUEDE	
COMMODITY TOTAL PAPERBOARD	U K	305			12	R U	TOTAL DE MARCHANDISE CARTON
WET MACHINE BOARD	GER		6		6	ALL	CARTON EN PATE PRESSE
	SWEDN		12		12	SUEDE	
COMMODITY TOTAL TEXTILE FAB.MTL NES	GER	13	18		18	ALL	TOTAL DE MARCHANDISE OUVR.EN MAT.TEXT.NDA
	NORW	22			13	NORV	
	SWEDN	15	1		22	SUEDE	
COMMODITY TOTAL OILS,FATS,WAXES NES	SWEDN	50	1		51	SUEDE	TOTAL DE MARCHANDISE HUIL.MAT.GRAS.CIRE NDA
METALLIC SALTS	GER	12	43		12	ALL	SELS METALLIQUES
INORGANIC CHEMS. NES	GER	11			43	ALL	PROD.CHIM.INDRG.NDA
	NORW	5			11	NORV	
	SWEDN	10			5	SUEDE	
COMMODITY TOTAL ORGANIC CHEMICALS NES	GER	26	52		26	ALL	TOTAL DE MARCHANDISE PROD.CHIM.ORGAN.NDA
	NORW	3			55	NORV	
	SWEDN	25			25	SUEDE	
COMMODITY TOTAL AGRICULTURAL CHEMICALS	GER	65	44		109	ALL	TOTAL DE MARCHANDISE PROD.CHIM.AGRICOLES
	NORW	93	96		189		
	SWEDN		12		12		

TABLE 1. CARGES LOADED AT CANADIAN PORTS FOR FOREIGN COUNTRIES.

TABLEAU 1. MARCHANDISES CHARGÉES DANS LES PORTS CANADIENS A DESTINATION DE PAYS ÉTRANGERS.

COUNTRY OF DESTINATION AND KIND OF CARGO	REGISTRY OF VESSEL	ATLANTIC ATLANTIQUE	GREAT LAKES GRANDS LACS	PACIFIC PACIFIQUE	TOTAL TOTAL	IMMATIC. DU NAVIRE	PAYS DE DESTINATION ET MARCHANDISE
SWEDEN CONT.							SUEDE SUITE
SYNTHETIC RUBBER	SWEDN	2			2	SUEDE	CAOUTCHOUC SYNTHETIQUE
PLASTIC MATERIALS	GER	55	51		106	ALL	MATIERES PLASTIQUES
	NORW	54			54	NORV	
	SWEDN	115	11		126	SUEDE	
COMMODITY TOTAL		224	62		286		TOTAL DE MARCHANDISE
DYESTUFF, PIGMENT, PAINT	GER		15		15	ALL	MAT. COLOR. PIG. PEINTURE
	NORW		9		9	NORV	
COMMODITY TOTAL			24		24		TOTAL DE MARCHANDISE
CHEM. SPECIALTIES NES	NORW	5			5	NORV	PROD. CHIM. SPECIAUX NDA
	SWEDN		2		2	SUEDE	
COMMODITY TOTAL		5	2		7		TOTAL DE MARCHANDISE
FUEL OIL	GER		43		43	ALL	MAZOUT
LUBRICATING OIL, GREASE	NORW	4			4	NORV	HUILE, GRAISSE LUBRIF.
	SWEDN	74			74	SUEDE	
COMMODITY TOTAL		78			78		TOTAL DE MARCHANDISE
COKE	PANAM	826			826	PANAM	COKE
PETROL, COAL PROD. NES	NORW	175			175	NORV	DERIVE PETR. CHARB. NDA
BARS AND RODS, STEEL	NORW	352			352	NORV	BARRES ET TIGES ACIER
PLATE & SHEET STEEL	GER	100			100	ALL	TOLES, FEUILLES DACIER
	NORW	356	23		379	NORV	
	SWEDN	39	22		61	SUEDE	
COMMODITY TOTAL		495	45		540		TOTAL DE MARCHANDISE
STRUCTURAL SHAPES	GER	10	104		114	ALL	PROFILES DE CONSTRUCT.
	NORW	65	40		105	NORV	
	SWEDN	39	36		75	SUEDE	
COMMODITY TOTAL		114	180		294		TOTAL DE MARCHANDISE
PIPES, TUBES: IRON, STEEL	GER		139		139	ALL	TUYAUX, TUBES: FER, ACIER
	SWEDN		21		28	SUEDE	
COMMODITY TOTAL			160		167		TOTAL DE MARCHANDISE
WIRE	GER	1			1	ALL	FIL METALLIQUE
	SWEDN	110			110	SUEDE	
COMMODITY TOTAL		111			111		TOTAL DE MARCHANDISE
ALUMINUM	GER	217			217	ALL	ALUMINIUM
COPPER AND ALLOYS	GER	110	342		452	ALL	CUIVRE ET ALLIAGES
	NORW	480	33		913	NORV	
	SWEDN	220	114		334	SUEDE	
COMMODITY TOTAL		1,210	489		1,699		TOTAL DE MARCHANDISE
NICKEL AND ALLOYS	GER		68		68	ALL	NICKEL ET ALLIAGES
	NORW		114		114	NORV	
	SWEDN	46	1		47	SUEDE	
COMMODITY TOTAL		46	183		229		TOTAL DE MARCHANDISE
ZINC AND ALLOYS	SWEDN			5,025	5,025	SUEDE	ZINC ET ALLIAGES
NON-FERROUS METALS NES	SWEDN	2			2	SUEDE	METAUX NON-FERREUX NDA
METAL FAB. BASIC PROD.	GER	1	2		3	ALL	OUVR. DE BASE EN METAL
	NORW	26	21		47	NORV	
	SWEDN		6		6	SUEDE	
COMMODITY TOTAL		27	29		56		TOTAL DE MARCHANDISE
BRICKS, TILES NES	NORW	136			136	NORV	BRIQUES, TUILES NDA
	SWEDN	461			461	SUEDE	
COMMODITY TOTAL		597			597		TOTAL DE MARCHANDISE
GLASS BASIC PRODUCTS	GER		9		9	ALL	OUVR. DE BASE EN VERRE
	NORW	93			93	NORV	
	SWEDN		65		65	SUEDE	
COMMODITY TOTAL		93	74		167		TOTAL DE MARCHANDISE
NON-MET. MIN. BASIC PROD	GER		11		11	ALL	PROD. MIN. NON-MET. BASE
	NORW	544	150		694	NORV	
	SWEDN				99	SUEDE	
COMMODITY TOTAL		544	161		99		TOTAL DE MARCHANDISE
TRACTORS	U K	18			18	R U	TRACTEURS
MACHINERY NES	DENMK				7	DANMK	MACHINES NDA
	GER	520	164		684	ALL	
	NORW	315	238		553	NORV	
	SWEDN	901	779	130	1,810	SUEDE	
COMMODITY TOTAL		1,736	1,181	137	3,054		TOTAL DE MARCHANDISE
PASS. AUTOS AND CHASSIS	U K	91			91	R U	VOITURES PART., CHASSIS
	GER	2			2	ALL	
	NORW	2			2	NORV	
COMMODITY TOTAL		95			95		TOTAL DE MARCHANDISE
MOTOR VEHICLE ENGINES	U K	150			150	R U	MOTEURS DE VEH. AUTOM.
	GER	128	132		260	ALL	
	NORW	485			485	NORV	
	SWEDN	219	31		250	SUEDE	
	LIBER	299			299	LIBER	
COMMODITY TOTAL		1,281	163		1,444		TOTAL DE MARCHANDISE
ROAD MOTOR VEH. NES	NORW	3			3	NORV	VEH. AUTOM. ROUTIERS NDA
	SWEDN	222			222	SUEDE	
COMMODITY TOTAL		225			225		TOTAL DE MARCHANDISE
SHIPS, AIRCRAFT, MTS. VEH	GER	1			1	ALL	NAVIRES, AVIONS, VEH. OIV
EQUIPMENT MISC.	GER	7	14		21	ALL	MATERIEL DIVERS
	GREEK				1	GREGQ	
	NORW	2			2	NORV	
	SWEDN	1	1	10	12	SUEDE	
COMMODITY TOTAL		10	15	11	36		TOTAL DE MARCHANDISE
PERSONAL, HOUSEHOLD GOODS	DENMK				7	DANMK	ART. PERS. ET MENAGERS
	GER	9	3		12	ALL	
	NORW	10	2		12	NORV	



TABLE 1. CARGOES LOADED AT CANADIAN PORTS FOR FOREIGN COUNTRIES.

TABLEAU 1. MARCHANDISES CHARGÉES DANS LES PORTS CANADIENS A DESTINATION DE PAYS ÉTRANGERS.

COUNTRY OF DESTINATION AND KIND OF CARGO	REGISTRY OF VESSEL	ATLANTIC ATLANTIQUE	GREAT LAKES GRANDS LACS	PACIFIC PACIFIQUE	TOTAL TOTAL	IMMATIC. DU NAVIRE	PAYS DE DESTINATION ET MARCHANDISE
<b>SWEDEN</b>							<b>SUEDE</b>
<b>CONT.</b>							<b>SUITE</b>
COMMODITY TOTAL	SWEDN	10	10	21	41	SUEDE	
CONTAINERS, CLOSURES	U K	29	15	28	72	R U	TOTAL DE MARCHANDISE
	GER	1,506			1,506	ALL	CONTENEURS, FERMETURES
	NORW	1,127	12		1,139	NORV	
	SWEDN	2	9		11	SUEDE	
	LIBER	278	37		315	LIBER	
COMMODITY TOTAL		4,974	58		5,032		TOTAL DE MARCHANDISE
MISC. FND PRODUCTS NES	U K	304			304	R U	PRODUITS FINIS DIV. NDA
	GER	1			1	ALL	
	NORW	1			1	NORV	
	SWEDN	10	2		12	SUEDE	
COMMODITY TOTAL		316	2		318		TOTAL DE MARCHANDISE
GENERAL CARGO	U K	218			218	R U	MARCHANDISES DIVERSES
	DENMK			1	1	DANMK	
	GER	212	34		246	ALL	
	NORW	82			82	NORV	
	SWEDN	38	44	10	92	SUEDE	
COMMODITY TOTAL		550	78	11	639		TOTAL DE MARCHANDISE
COUNTRY/REGION TOTAL		49,703*	17,667*	13,106*	80,476*		TOTAL DE PAYS/REGION
<b>SWITZERLAND</b>							<b>SUISSE</b>
VENEER, PLYWOOD	LIBER			450	450	LIBER	PLACAGES, CONTRE-PLAQ.
COUNTRY/REGION TOTAL		*	*	450*	450*		TOTAL DE PAYS/REGION
<b>ALBANIA</b>							<b>ALBANIE</b>
WHEAT	GREEK	62,794			62,794	GRECO	BLE
	OTHER	10,752			10,752	AUTRE	
COMMODITY TOTAL		73,546			73,546		TOTAL DE MARCHANDISE
COUNTRY/REGION TOTAL		73,546*	*	*	73,546*		TOTAL DE PAYS/REGION
<b>BULGARIA</b>							<b>BULGARIE</b>
MILK POWDER	GREEK	2,000			2,000	GRECO	LAIT EN POUSS.
WHEAT	GREEK	1,788			1,788	GRECO	BLE
	OTHER	38,048			38,048	AUTRE	
COMMODITY TOTAL		39,836			39,836		TOTAL DE MARCHANDISE
ASBESTOS	OTHER	990			990	AUTRE	AMIANTE
COUNTRY/REGION TOTAL		42,826*	*	*	42,826*		TOTAL DE PAYS/REGION
<b>GERMANY EAST</b>							<b>ALLEMAGNE, EST</b>
FRESH FRUITS, BERRIES	GER	2,190			2,190	ALL	FRUITS, BAIES FRATS
	NORW	2,723			2,723	NORV	
	SWEDN	1,371			1,371	SUEDE	
	OTHER	2,070			2,070	AUTRE	
COMMODITY TOTAL		8,354			8,354		TOTAL DE MARCHANDISE
COUNTRY/REGION TOTAL		8,354*	*	*	8,354*		TOTAL DE PAYS/REGION
<b>POLAND</b>							<b>POLOGNE</b>
CATTLE	SWEDN	33			33	SUEDE	BOVINS
BARLEY	GREEK	15,646		24,752	40,398	GRECO	ORGE
	LIBER	44,426		21,905	66,331	LIBER	
COMMODITY TOTAL		60,072		46,657	106,729		TOTAL DE MARCHANDISE
WHEAT	NORW	36,072			36,072	NORV	BLE
	SWEDN	34,724			34,724	SUEDE	
COMMODITY TOTAL		70,796			70,796		TOTAL DE MARCHANDISE
FRESH FRUITS, BERRIES	OTHER	355			355	AUTRE	FRUITS, BAIES FRATS
SUGAR PREPARATIONS	OTHER	7			7	AUTRE	PREP. A BASE DE SUCRE
RAW HIDES AND SKINS	GER	634			634	ALL	PEAUX ET CUIRS BRUT
	SWEDN	41	236		277	SUEDE	
	OTHER	1,941	951		2,892	AUTRE	
COMMODITY TOTAL		2,616	1,187		3,803		TOTAL DE MARCHANDISE
SEEDS FOR SOWING NES	OTHER	129			129	AUTRE	GRAINES DE SEMENCE NDA
DRES AND CONC. NES	NORW	42			42	NORV	MINERAIS ET CONC. NDA
	OTHER	17			17	AUTRE	
COMMODITY TOTAL		59			59		TOTAL DE MARCHANDISE
ASBESTOS	GER	370			370	ALL	AMIANTE
	NORW	5			5	NORV	
	OTHER	15,735			15,735	AUTRE	
COMMODITY TOTAL		16,110			16,110		TOTAL DE MARCHANDISE
LUMBER AND TIMBER	SWEDN	210			210	SUEDE	BOIS D'OEUVRE ET CHARP.
PULP	NORW	280			280	NORV	PATE
BLDG. PAPER AND BOARD	SWEDN		3		3	SUEDE	PLAQ. CONSTR., PAP./CART.
WET MACHINE BOARD	SWEDN		1		1	SUEDE	CLATON EN PATE PRESSE
TEXTILE FAB. MTL NES	GER	2			2	ALL	OUVR. EN MAT. TEXT. NDA
ORGANIC CHEMICALS NES	GER		32		32	ALL	PROD. CHIM. ORGAN. NDA
	NORW		31		31	NORV	

TABLE 1. CARGOES LOADED AT CANADIAN PORTS FOR FOREIGN COUNTRIES.

TABEAU 1. MARCHANDISES CHARGÉES DANS LES PORTS CANADIENS A DESTINATION DE PAYS ÉTRANGERS.

COUNTRY OF DESTINATION AND KIND OF CARGO	REGISTRY OF VESSEL	ATLANTIC ATLANTIQUE	GREAT LAKES GRANDS LACS	PACIFIC PACIFIQUE	TOTAL TOTAL	IMMATIC. DU NAVIRE	PAYS DE DESTINATION ET MARCHANDISE
<b>POLAND CONT.</b>							<b>POLOGNE SUITE</b>
COMMODITY TOTAL	SWEON	60			60	SUEDE	
PLASTIC MATERIALS	OTHER	12	63		123	AUTRE	TOTAL DE MARCHANDISE
PLATE & SHEET STEEL	GFP	8			12	ALL	MATIERES PLASTIQUES
	OTHER			5,475	8	AUTRE	TOLES, FEUILLES DACIER
COMMODITY TOTAL		8		5,475	5,475		TOTAL DE MARCHANDISE
COPPER AND ALLOYS	GER	27			27	ALL	CUIVRE ET ALLIAGES
	SWEON	22			22	SUEDE	
COMMODITY TOTAL		49			49		TOTAL DE MARCHANDISE
METAL FAB. BASIC PROD.	OTHER		60		60	AUTRE	OUVR. DE BASE EN METAL
MACHINERY NES	OTHER	1			1	AUTRE	MACHINES NDA
PASS. AUTOS AND CHASSIS	OTHER	20			20	AUTRE	VOITURES PART., CHASSIS
PERSONAL, HSEHOLD GODDS	SWEON		2		2	SUEDE	ART. PERS. ET MENAGERS
	OTHER	1			1	AUTRE	
COMMODITY TOTAL		1	2		3		TOTAL DE MARCHANDISE
MISC. END PRODUCTS NES	OTHER	4			4	AUTRE	PRODUITS FINIS DIV. NDA
GENERAL CARGO	SWEON	4			4	SUEDE	MARCHANDISES DIVERSES
	OTHER	338			338	AUTRE	
COMMODITY TOTAL		342			342		TOTAL DE MARCHANDISE
COUNTRY/REGION TOTAL		151,166*	6,791*	46,657*	204,614*		TOTAL DE PAYS/REGION
<b>ROUMANIA</b>							<b>ROUMANIE</b>
BARLEY	GREEK	66,901			66,901	GREQ	ORGE
	LIBER	140,898			140,898	LIBER	
	PANAM	48,000			48,000	PANAM	
	U S A	15,312			15,312	E-U	
COMMODITY TOTAL		271,111			271,111		TOTAL DE MARCHANDISE
OATS	U S A	22,689			22,689	E-U	AVOINE
WHEAT	PANAM	46,000			46,000	PANAM	BLE
FRESH FRUITS, BERRIES	SWEON	639			639	SUEDE	FRUITS, BAIES FRAIS
ASBESTOS	OTHER	3,996			3,996	AUTRE	AMIANTE
COKE	ITALY	16,979			16,979	ITAL	COKE
	NORW	12,629	21,956		34,585	NORV	
	LIBER	6,599			6,599	LIBER	
COMMODITY TOTAL		36,207	21,956		58,163		TOTAL DE MARCHANDISE
METAL FAB. BASIC PROD.	GER	9			9	ALL	OUVR. DE BASE EN METAL
COUNTRY/REGION TOTAL		380,651*	21,956*	*	402,607*		TOTAL DE PAYS/REGION
<b>USSR - EUROP.</b>							<b>URSS - EUROP.</b>
CATTLE	GER	244			244	ALL	BOVINS
DAIRY PROD. EGGS, HONEY	OTHER	1			1	AUTRE	PRD. LAIT., OEUFS, MIEL
WHEAT	OTHER	1,158,512			1,158,512	AUTRE	BLE
CIGARETTES	OTHER	624			624	AUTRE	CIGARETTES
RAW HIDES AND SKINS	OTHER	36,709	389		37,098	AUTRE	PEAUX ET CUIRS BRUT
ASBESTOS	OTHER	2,371			2,371	AUTRE	AMIANTE
LEATHER	OTHER	19			19	AUTRE	CUIR
RUBBER FAB. MATERIALS	OTHER	172			172	AUTRE	DEMI-PROD. CAOUTCHOUC
PULP	GER			5,040	5,040	ALL	PATE
	OTHER	23,323			23,323	AUTRE	
COMMODITY TOTAL		23,323		5,040	28,363		TOTAL DE MARCHANDISE
TEXTILE FAB. MTL NES	OTHER	413			413	AUTRE	OUVR. EN MAT. TEXT. NDA
ORGANIC CHEMICALS NES	OTHER	62			62	AUTRE	PRD. CHIM. ORGAN. NDA
SYNTHETIC RUBBER	OTHER		1,805		1,805	AUTRE	CAOUTCHOUC SYNTHETIQUE
PLASTIC MATERIALS	OTHER	98			98	AUTRE	MATIERES PLASTIQUES
CHEM. SPECIALTIES NES	OTHER	1			1	AUTRE	PRD. CHIM. SPECIAUX NDA
FERRD-ALLOYS	OTHER	120			120	AUTRE	FERRD-ALLIAGES
PLATE & SHEET STEEL	OTHER		32,787		32,787	AUTRE	TOLES, FEUILLES DACIER
ALUMINIUM	OTHER	555			555	AUTRE	ALUMINIUM
NON-MET. MIN. BASIC PROD	OTHER		42		42	AUTRE	PRD. MIN. NON-MET. BASE
TRACTORS	OTHER	2,684			2,684	AUTRE	TRACTEURS
MACHINERY NES	OTHER	5,845	175		6,020	AUTRE	MACHINES NDA
PASS. AUTOS AND CHASSIS	OTHER	99			99	AUTRE	VOITURES PART., CHASSIS
ROAD MOTOR VEH. NES	OTHER	335			335	AUTRE	VEH. AUTOM. ROUTIERS NDA
SHIPS, AIRCRAFT, MIS. VEH	OTHER	6			6	AUTRE	NAVIRES, AVIONS, VEH. DIV
RUBBER TIRES AND TUBES	OTHER	25			25	AUTRE	PNEUS, CHAMBRES A AIR
EQUIPMENT MISC.	OTHER	199			199	AUTRE	MATERIEL DIVERS
PERSONAL, HSEHOLD GODDS	OTHER	7			7	AUTRE	ART. PERS. ET MENAGERS
MISC. END PRODUCTS NES	OTHER	31			31	AUTRE	PRODUITS FINIS DIV. NDA
GENERAL CARGO	OTHER	67			67	AUTRE	MARCHANDISES DIVERSES
COUNTRY/REGION TOTAL		1,232,522*	35,198*	5,040*	1,272,760*		TOTAL DE PAYS/REGION
<b>YUGOSLAVIA</b>							<b>YOUOSLAVIE</b>
CATTLE	GER	174			174	ALL	BOVINS
MILK POWDER	GREEK	1,500			1,500	GREQ	LAIT EN POUFRE
	OTHER	1,002			1,002	AUTRE	
COMMODITY TOTAL		2,502			2,502		TOTAL DE MARCHANDISE
BARLEY	U K	3,000			3,000	R U	ORGE
	GER	4,654			4,654	ALL	
	GREEK	3,000			3,000	GREQ	
	LIBER	19,000			19,000	LIBER	

TABLE 1. CARGOES LOADED AT CANADIAN PORTS FOR FOREIGN COUNTRIES.

TABLEAU 1. MARCHANDISES CHARGÉES DANS LES PORTS CANADIENS À DESTINATION DE PAYS ÉTRANGERS.

COUNTRY OF DESTINATION AND KIND OF CARGO	REGISTRY OF VESSEL	ATLANTIC ATLANTIQUE	GREAT LAKES GRANDS LACS	PACIFIC PACIFIQUE	TOTAL TOTAL	IMMATIC. DU NAVIRE	PAYS DE DESTINATION ET MARCHANDISE
<b>YUGOSLAVIA CONT.</b>							<b>YUGOSLAVIE SUITE</b>
COMMODITY TOTAL	OTHER	24,000			24,000	AUTRE	TOTAL DE MARCHANDISE
WHEAT	OTHER	53,654			53,654	AUTRE	BLE
WHEAT FLOUR	ITALY	13,200		10	13,200	ITAL	FARINE DE BLE
MISC. FOOD PREP. NES	OTHER	12			12	AUTRE	OTV. PREP. ALIM. NDA
WINES	OTHER		15		15	AUTRE	VINS
RAW HIDES AND SKINS	OTHER	407	548		955	AUTRE	PEAUX ET CUTRS BRUT
PULPWOOD	DENMK	12,149			12,149	DANMK	BOIS À PATE
	GFP	13,813			13,813	ALL	
	GREEK	28,480			28,480	GRECO	
	NORW	7,404			7,404	NORV	
	LIBER	19,249			19,249	LIBER	
	PANAM	13,479			13,479	PANAM	
	OTHER	53,641			53,641	AUTRE	
COMMODITY TOTAL		148,215			148,215		TOTAL DE MARCHANDISE
CRUDE WOOD MTLs. NES	OTHER	2,600			2,600	AUTRE	MATIERES BOIS BRUT NDA
IRON ORE AND CONC	OTHER	8			8	AUTRE	MINERAI, CONC. DE FER
ORES AND CONC. NES	LIBER			6	6	LIBER	MINERAIS ET CONC. NDA
IRON AND STEEL SCRAP	GREEK	9,407			9,407	GRECO	DECHETS DE FER, DACIER
NON-FERROUS MET. SCRAP	OTHER	322	665		987	AUTRE	DECHETS METAL. NON FER.
SLAG, DROSS, BY-PRODUCTS	OTHER	315			315	AUTRE	PDUS. GUEUL. SCOR. PROD.
ASBESTOS	OTHER	6,790			6,790	AUTRE	AMIANTE
WASTE AND SCRAP NES	OTHER	269			269	AUTRE	DECHETS ET REBUTS NDA
PULP	GREEK	9,260			9,260	GRECO	PATE
	ITALY			2,160	2,160	ITAL	
	NORW	6,445			6,445	NORV	
	LIBER	14,247			14,247	LIBER	
	OTHER	15,525			23,564	AUTRE	
COMMODITY TOTAL		45,477		8,039	55,676		TOTAL DE MARCHANDISE
NEWSPRINT PAPER	OTHER	2,060		10,199	2,060	AUTRE	PAPIER JOURNAL
WET MACHINE BOARD	OTHER		6		6	AUTRE	CARTDN EN PATE PRESSE
TEXTILE FAB. MTL NES	OTHER		3		3	AUTRE	OUVR. EN MAT. TEXT. NDA
DYESTUFF, PIGMENT, PAINT	OTHER		2		2	AUTRE	MAT. COLOR. PIG. PEINTURE
PRIMARY IRON, STEEL NES	LIBER		1,790		1,790	LIBER	FER, ACIER PRIMAIR. NDA
	OTHER	984			984	AUTRE	
COMMODITY TOTAL		984	1,790		2,774		TOTAL DE MARCHANDISE
ALUMINUM	GFP	4,026			4,026	ALL	ALUMINIUM
	OTHER	3,320	287		3,617	AUTRE	
COMMODITY TOTAL		7,356	287		7,643		TOTAL DE MARCHANDISE
COPPER AND ALLOYS	OTHER	2,494			2,494	AUTRE	CUTVRE ET ALLIAGES
LEAD AND ALLOYS	ITALY			220	220	ITAL	PLOMB ET ALLIAGES
	OTHER			1,215	1,215	AUTRE	
COMMODITY TOTAL				1,435	1,435		TOTAL DE MARCHANDISE
METAL FAB. BASIC PROD.	OTHER	2			2	AUTRE	OUVR. DE BASE EN METAL
NON-MET. MIN. BASIC PROD	OTHER	34	3		37	AUTRE	PROD. MIN. NON-MET. BASE
MACHINEERY NES	ITALY			11	11	ITAL	MACHINES NDA
	LIBER	22			22	LIBER	
	OTHER	26	8		34	AUTRE	
COMMODITY TOTAL		48	8	11	67		TOTAL DE MARCHANDISE
RAILWAY ROLLING STOCK	GFP		1,066		1,066	ALL	MAT. ROUL. DE CH. DE FER
	NETH		1,154		1,154	P. BAS	
	OTHER		458		458	AUTRE	
COMMODITY TOTAL			2,678		2,678		TOTAL DE MARCHANDISE
MOTOR VEHICLE ENGINES	OTHER	46	73		119	AUTRE	MOTEURS DE VEH. AUTOM.
ROAD MOTOR VEH. NES	OTHER	46			46	AUTRE	VEH. AUTOM. ROUTIERS NDA
PERSONAL, HSEHOLD GOODS	ITALY			1	1	ITAL	ART. PERS. ET MENAGERS
	OTHER	10	5	2	17	AUTRE	
COMMODITY TOTAL		10	5	3	18		TOTAL DE MARCHANDISE
MISC. END PRODUCTS NES	OTHER	5		1	6	AUTRE	P. PRODUITS FINIS OTV. NDA
GENERAL CARGO	OTHER	15			15	AUTRE	MARCHANDISES DIVERSES
<b>COUNTRY/REGION TOTAL</b>		<b>296,452*</b>	<b>6,083*</b>	<b>11,665*</b>	<b>314,200*</b>		<b>TOTAL DE PAYS/REGION</b>
<b>ADEN</b>							<b>ADEN</b>
WHEAT FLOUR	U K	4,946			4,946	R U	FARINE DE BLE
	GER	154			154	ALL	
	OTHER	3,408			3,408	AUTRE	
COMMODITY TOTAL		8,508			8,508		TOTAL DE MARCHANDISE
VEGETABLES, DRIED	GER	16			16	ALL	LEGUMES, SECS
PERSONAL, HSEHOLD GOODS	GER	1			1	ALL	ART. PERS. ET MENAGERS
<b>COUNTRY/REGION TOTAL</b>		<b>8,525*</b>	<b>*</b>	<b>*</b>	<b>8,525*</b>		<b>TOTAL DE PAYS/REGION</b>
<b>BAHREIN</b>							<b>BAHREIN</b>
EQUIPMENT MISC.	NETH			1	1	P. BAS	MATERIEL DIVERS
<b>COUNTRY/REGION TOTAL</b>		<b>*</b>	<b>*</b>	<b>1*</b>	<b>1*</b>		<b>TOTAL DE PAYS/REGION</b>
<b>CYPRUS</b>							<b>CHYPRE</b>
MEAT AND MEAT PREP. NES	GER		3		3	ALL	VIANDES ET PREP. NDA
	OTHER		2		2	AUTRE	
COMMODITY TOTAL			5		5		TOTAL DE MARCHANDISE
MILK POWDER	LIBER		4		4	LIBER	LAIT EN POUDRE



TABLE 1. CARGOES LOADED AT CANADIAN PORTS FOR FOREIGN COUNTRIES.

TABLEAU 1. MARCHANDISES CHARGÉES DANS LES PORTS CANADIENS A DESTINATION DE PAYS ÉTRANGERS.

COUNTRY OF DESTINATION AND KIND OF CARGO	REGISTRY OF VESSEL	ATLANTIC ATLANTIQUE	GREAT LAKES GRANDS LACS	PACIFIC PACIFIQUE	TOTAL TOTAL	IMMATIC. DU NAVIRE	PAYS DE DESTINATION ET MARCHANDISE
CYPRUS							CYPRUS
DAIRY PROD. EGGS, HONEY	GREEK	280			280	GRECO	SUITE
BARLEY	U K	11,500			11,500	R U	PROD. LAIT., OEUFS, MIEL
	GER	14,000			14,000	ALL	ORGE
	GREEK	3,780			3,780	GRECO	
	NORV	19,388			19,388	NORV	
	OTHER	29,453			29,453	AUTRE	
COMMODITY TOTAL		77,121			77,121		TOTAL DE MARCHANDISE
WHEAT	LIBER	22,792			22,792	LIBER	BLE
	OTHER	8			8	AUTRE	
COMMODITY TOTAL		22,800			22,800		TOTAL DE MARCHANDISE
WHEAT FLOUR	GREEK	441			441	GRECO	FARINE DE BLE
VEGETABLES, DRIED	GREEK	31			31	GRECO	LEGUMES, SECS
VEGETABLE PREP. NES	LIBER	4			4	LIBER	PREP. DE LEGUMES NDA
MISC. FOOD PREP. NES	LIBER	4			4	LIBER	DIV. PREP. ALIM. NDA
	OTHER		3		3	AUTRE	
COMMODITY TOTAL		4	3		7		TOTAL DE MARCHANDISE
CONC. COMPLETE FEEDS	OTHER	14			14	AUTRE	CONC., PROV. COMPLETES
DIST. ALCOHOLIC BEV.	GER		1		1	ALL	BOISS. ALCOOL. DIST.
TOBACCO NES	LIBER	10			10	LIBER	TABACS NDA
	OTHER	3			3	AUTRE	
COMMODITY TOTAL		13			13		TOTAL DE MARCHANDISE
LUMBER AND TIMBER	LIBER			41	41	LIBER	BOIS OEUVRE ET CHARP.
NEWSPRINT PAPER	GREEK	33			33	GRECO	PAPIER JOURNAL
	OTHER	27			27	AUTRE	
COMMODITY TOTAL		60			60		TOTAL DE MARCHANDISE
BLDG. PAPER AND BOARD	LIBER	10			10	LIBER	PLAQ. CONSTP., PAP/CART.
TEXTILE FAB. MTL NES	LIBER	3			3	LIBER	OUVR. EN MAT. TEXT. NDA
	OTHER	7			7	AUTRE	
COMMODITY TOTAL		10			10		TOTAL DE MARCHANDISE
METAL FAB. BASIC PROD.	LIBER		1		1	LIBER	OUVR. DE BASE EN METAL
	OTHER		21		21	AUTRE	
COMMODITY TOTAL			22		22		TOTAL DE MARCHANDISE
NON-MET. MIN. BASIC PROD	OTHER	1			1	AUTRE	PROD. MIN. NON-MET. BASE
MACHINERY NES	OTHER		4		4	AUTRE	MACHINES NDA
PERSONAL, HOUSEHOLD GOODS	LIBER		1		1	LIBER	ART. PERS. ET MENAGERS
	OTHER		9		9	AUTRE	
COMMODITY TOTAL			10		10		TOTAL DE MARCHANDISE
CONTAINERS, CLOSURES	GREEK	25			25	GRECO	CONTENEURS, FERMETURES
	LIBER		13		13	LIBER	
	OTHER	563			563	AUTRE	
COMMODITY TOTAL		588	13		601		TOTAL DE MARCHANDISE
GENERAL CARGO	GREEK	20			20	GRECO	MARCHANDISES DIVERSES
	OTHER	30			30	AUTRE	
COMMODITY TOTAL		50			50		TOTAL DE MARCHANDISE
COUNTRY/REGION TOTAL		101,431*	58*	41*	101,530*		TOTAL DE PAYS/REGION
ETHIOPIA							ETHIOPIE
CONTAINERS, CLOSURES	OTHER	250			250	AUTRE	CONTENEURS, FERMETURES
GENERAL CARGO	OTHER	20			20	AUTRE	MARCHANDISES DIVERSES
COUNTRY/REGION TOTAL		270*	*	*	270*		TOTAL DE PAYS/REGION
IRAN							IRAN
TEXTILE FIBRES NES	NORV			10	10	NORV	FIBRES TEXTILES NDA
ASBESTOS	GREEK	1,339			1,339	GRECO	AMIANTE
	OTHER	1,860			1,860	AUTRE	
COMMODITY TOTAL		3,199			3,199		TOTAL DE MARCHANDISE
PAPER NES	OTHER	109			109	AUTRE	PAPIER NDA
TEXTILE FAB. MTL NES	GREEK	25			25	GRECO	OUVR. EN MAT. TEXT. NDA
	OTHER	11			11	AUTRE	
COMMODITY TOTAL		36			36		TOTAL DE MARCHANDISE
INORGANIC CHEMS. NES	OTHER	6			6	AUTRE	PROD. CHIM. INORG. NDA
ORGANIC CHEMICALS NES	NETH			33	33	P. BAS	PROD. CHIM. ORGAN. NDA
	OTHER	6			6	AUTRE	
COMMODITY TOTAL		6		33	39		TOTAL DE MARCHANDISE
ALUMINIUM	OTHER	108			108	AUTRE	ALUMINIUM
COPPER AND ALLOYS	GREEK	39			39	GRECO	CUIVRE ET ALLIAGES
LEAD AND ALLOYS	NETH			1,101	1,101	P. BAS	PLOMB ET ALLIAGES
METAL FAB. BASIC PROD.	NORV			143	143	NORV	OUVR. DE BASE EN METAL
MACHINERY NES	GREEK	18			18	GRECO	MACHINES NDA
	NETH			14	14	P. BAS	
	OTHER	57			57	AUTRE	
COMMODITY TOTAL		75		14	89		TOTAL DE MARCHANDISE
PASS. AUTOS AND CHASSIS	OTHER	2			2	AUTRE	VOITURES PART., CHASSIS
MOTOR VEHICLE ENGINES	GER	7			7	ALL	MOTEURS DE VEH. AUTOM.
EQUIPMENT MISC.	NETH			139	139	P. BAS	MATERIEL DIVERS
	NORV			107	107	NORV	
	OTHER	1			1	AUTRE	
COMMODITY TOTAL		1		246	247		TOTAL DE MARCHANDISE
PERSONAL, HOUSEHOLD GOODS	JAPAN			15	15	JAPON	ART. PERS. ET MENAGERS
CONTAINERS, CLOSURES	OTHER	11			11	AUTRE	CONTENEURS, FERMETURES
MISC. END PRODUCTS NES	OTHER	1			1	AUTRE	PRODUITS FINIS DIV. NDA
COUNTRY/REGION TOTAL		3,600*	*	1,562*	5,162*		TOTAL DE PAYS/REGION

TABLE 1. CARGOES LOADED AT CANADIAN PORTS FOR FOREIGN COUNTRIES.

TABEAU 1. MARCHANDISES CHARGÉES DANS LES PORTS CANADIENS A DESTINATION DE PAYS ÉTRANGERS.

COUNTRY OF DESTINATION AND KIND OF CARGO	REGISTRY OF VESSEL	ATLANTIC ATLANTIQUE	GREAT LAKES GRANDS LACS	PACIFIC PACIFIQUE	TOTAL TOTAL	INMATIC. DU NAVIRE	PAYS DE DESTINATION ET MARCHANDISE
<b>IRAQ</b>							
MILK POWDER	OTHER	130			130	AUTRE	IRAQ LAIT EN POWDRE
WHEAT	GREEK	15,980			15,980	GRECO	BLE
WHEAT FLOUR	GREEK	5,184			5,184	GRECO	FARINE DE BLE
	OTHER	7,050			7,050	AUTRE	
COMMODITY TOTAL		12,234			12,234		TOTAL DE MARCHANDISE
VEGETABLES, DRIED	OTHER	331			331	AUTRE	LEGUMES, SECS
MISC. FOOD PREP. NES	GREEK	1,043			1,043	GRECO	DIV. PREP. ALIM. NDA
ASBESTOS	OTHER	266			266	AUTRE	AMIANTE
COTTON, TEXTILE WASTE	ITALY		21		21	ITAL	DECHETS DE COTON, TEXT.
DYESTUFF, PIGMENT, PAINT	OTHER	6			6	AUTRE	MAT. COLOR. PTG. PEINTURE
PRIMARY IRON, STEEL NES	GREEK	11,023			11,023	GRECO	FER, ACIER PRIMAIR. NDA
MACHINERY NES	ITALY				5	ITAL	MACHINES NDA
EQUIPMENT MISC.	ITALY		16		16	ITAL	MATERIEL DIVERS
	OTHER	191			191	AUTRE	
COMMODITY TOTAL		191	16		207		TOTAL DE MARCHANDISE
COUNTRY/REGION TOTAL		41,204*	42*	*	41,246*		TOTAL DE PAYS/REGION
<b>ISRAEL</b>							
MEAT AND MEAT PREP. NES	GER	3			3	ALL	ISRAEL VIANDES ET PREP. NDA
FISH, CANNED	GER			5	5	ALL	POISSON EN BOITES
	GREEK			4	4	GRECO	
	OTHER	4			4	AUTRE	
COMMODITY TOTAL		4		9	13		TOTAL DE MARCHANDISE
BARLEY	OTHER	159,578			159,578	AUTRE	ORGE
CEREALS UNMILLED, NES	OTHER	86			86	AUTRE	CEREALES NON MOUL., NDA
WHEAT FLOUR	GER	315			315	ALL	FARINE DE BLE
MACARONI, CEREAL PROD.	GER	2			2	ALL	PATES ALIM. PROD. CEREAL
	OTHER	1			1	AUTRE	
COMMODITY TOTAL		3			3		TOTAL DE MARCHANDISE
VEGETABLES, DRIED	GER	12			12	ALL	LEGUMES, SECS
	OTHER	10			10	AUTRE	
COMMODITY TOTAL		22			22		TOTAL DE MARCHANDISE
MISC. FOOD PREP. NES	OTHER	25			25	AUTRE	DIV. PREP. ALIM. NDA
FEEDS, VEGETABLE ORIGIN	OTHER	33			33	AUTRE	PROV. D'ORIGINE VEGETALE
DIST. ALCOHOLIC BEV.	GER	3			3	ALL	BOISS. ALCOOL. DIST.
	OTHER	5			5	AUTRE	
COMMODITY TOTAL		8			8		TOTAL DE MARCHANDISE
TOBACCO NES	GER	3			3	ALL	TABACS NDA
	OTHER	4			4	AUTRE	
COMMODITY TOTAL		7			7		TOTAL DE MARCHANDISE
RAW HIDES AND SKINS	GER	42			42	ALL	PEAUX ET CUIRS BRUT
	LIBER	10	9		19	LIBER	
	OTHER	21	64		85	AUTRE	
COMMODITY TOTAL		73	73		146		TOTAL DE MARCHANDISE
SEEDS FOR SOWING NES	GER	6			6	ALL	GRAINES DE SEMENCE NDA
FLAXSEED	GER	1,126			1,126	ALL	GRAINE DE LIN
	LIBER	661			661	LIBER	
	OTHER	437			437	AUTRE	
COMMODITY TOTAL		2,224			2,224		TOTAL DE MARCHANDISE
SOYA BEANS	OTHER	100,905			100,905	AUTRE	GRAINE DE SOYA
TEXTILE FIBRES NES	OTHER	6			6	AUTRE	FIBRES TEXTILES NDA
NON-FERROUS MET. SCRAP	GER		22		22	ALL	DECHETS METAL. NON FER.
	LIBER	108			108	LIBER	
	OTHER	25			25	AUTRE	
COMMODITY TOTAL		133	22		155		TOTAL DE MARCHANDISE
ASBESTOS	GER	494		616	1,110	ALL	AMIANTE
	GREEK			1,355	1,355	GRECO	
	LIBER	572			572	LIBER	
	OTHER	1,305			1,305	AUTRE	
COMMODITY TOTAL		2,371		1,971	4,342		TOTAL DE MARCHANDISE
CRUDE NON-MET. MIN. NES	GER	10			10	ALL	MIN. NON-MET. BRUTS NDA
COTTON, TEXTILE WASTE	OTHER		2		2	AUTRE	DECHETS DE COTON, TEXT.
WASTE AND SCRAP NES	LIBER	101			101	LIBER	DECHETS ET REBUTS NDA
	OTHER	98			98	AUTRE	
COMMODITY TOTAL		199			199		TOTAL DE MARCHANDISE
LUMBER AND TIMBER	GER	72		211	283	ALL	BOIS D'OEUVRE ET CHARP.
	GREEK			282	282	GRECO	
	LIBER	302			302	LIBER	
	OTHER	1,122			1,122	AUTRE	
COMMODITY TOTAL		1,496		493	1,989		TOTAL DE MARCHANDISE
PULP	GREEK	1,650			1,650	GRECO	PATE
	OTHER	886			886	AUTRE	
COMMODITY TOTAL		2,536			2,536		TOTAL DE MARCHANDISE
NEWSPRINT PAPER	GER	59			59	ALL	PAPIER JOURNAL
	GREEK	57			57	GRECO	
	LIBER	533			533	LIBER	
	OTHER	339			339	AUTRE	
COMMODITY TOTAL		988			988		TOTAL DE MARCHANDISE
PAPER NES	GER	3			3	ALL	PAPIER NDA
	LIBER	19			19	LIBER	
COMMODITY TOTAL		22			22		TOTAL DE MARCHANDISE
PAPERBOARD	GER	113			113	ALL	CARTON
	LIBER	762			762	LIBER	
	OTHER	384			384	AUTRE	
COMMODITY TOTAL		1,259			1,259		TOTAL DE MARCHANDISE



TABLE 1. CARGOES LOADED AT CANADIAN PORTS FOR FOREIGN COUNTRIES.

TABLÉAU 1. MARCHANDISES CHARGÉES DANS LES PORTS CANADIENS A DESTINATION DE PAYS ÉTRANGERS.

COUNTRY OF DESTINATION AND KIND OF CARGO	REGISTRY OF VESSEL	ATLANTIC ATLANTIQUE	GREAT LAKES GRANDS LACS	PACIFIC PACIFIQUE	TOTAL TOTAL	IMMATIC. DU NAVIRE	PAYS DE DESTINATION ET MARCHANDISE
<b>ISRAEL</b>							<b>ISRAEL</b>
CONT. TEXTILE FAB.MTL NES	GER	4			4	ALL	SUITE OUVR.EN MAT.TEXT.NDA
	LIBER	2			2	LIBER	
	OTHER	1			1	AUTRE	
COMMODITY TOTAL		7			7		TOTAL DE MARCHANDISE
INORGANIC CHEMS. NES	GER	49			49	ALL	PROD.CHTM.INORG.NDA
	LIBER	32			32	LIBER	
	OTHER	43			43	AUTRE	
COMMODITY TOTAL		124			124		TOTAL DE MARCHANDISE
ORGANIC CHEMICALS NES	GER	48			48	ALL	PROD.CHTM.ORGAN.NDA
	LIBER	5			5	LIBER	
	OTHER	73			73	AUTRE	
COMMODITY TOTAL		126			126		TOTAL DE MARCHANDISE
EXPLOS., FUSES, CAPS	GER	4			4	ALL	EXPLOS.,AMORCES, DET.
	OTHER	1			1	AUTRE	
COMMODITY TOTAL		5			5		TOTAL DE MARCHANDISE
SYNTHETIC RUBBER	LIBER		180		180	LIBER	CAOUTCHOUC SYNTHETIQUE
PLASTIC MATERIALS	GER	94	220		314	ALL	MATIERES PLASTIQUES
	LIBER	162	645		807	LIBER	
	OTHER	194	926		1,120	AUTRE	
COMMODITY TOTAL		450	1,791		2,241		TOTAL DE MARCHANDISE
CHEM.SPECIALTIES NES	OTHER	1			1	AUTRE	PROD.CHTM.SPECTAUX NDA
BARS AND RODS,STEEL	GER	21			21	ALL	BARRES ET TIGES ACIER
	OTHER	35			35	AUTRE	
COMMODITY TOTAL		56			56		TOTAL DE MARCHANDISE
PLATE & SHEET STEEL	GER	128	3,020		3,148	ALL	TOLES,FEUILLES D'ACIER
	LIBER		3,063		3,063	LIBER	
	OTHER	4	1,167		1,171	AUTRE	
COMMODITY TOTAL		132	7,250		7,382		TOTAL DE MARCHANDISE
STRUCTURAL SHAPES	LIBER		190		190	LIBER	PROFILES DE CONSTRUCT.
	OTHER		1,015		1,015	AUTRE	
COMMODITY TOTAL			1,205		1,205		TOTAL DE MARCHANDISE
ALUMINUM	GER	975			975	ALL	ALUMINIUM
	LIBER	545			545	LIBER	
	OTHER	1,384			1,384	AUTRE	
COMMODITY TOTAL		2,904			2,904		TOTAL DE MARCHANDISE
COPPER AND ALLOYS	GER	69	2		73	ALL	CUIVRE ET ALLIAGES
	LIBER	33	233	2	266	LIBER	
	OTHER	93	87		180	AUTRE	
COMMODITY TOTAL		195	322	2	519		TOTAL DE MARCHANDISE
NICKEL AND ALLOYS	LIBER	79	6		79	LIBER	NICKEL ET ALLIAGES
	OTHER		6		6	AUTRE	
COMMODITY TOTAL		79	6		85		TOTAL DE MARCHANDISE
ZINC AND ALLOYS	LIBER	336			336	LIBER	ZINC ET ALLIAGES
NON-FERROUS METALS NES	OTHER	7			7	AUTRE	METAUX NON-FERREUX NDA
METAL FAB.BASIC PROD.	GER	5			5	ALL	OUVR.DE BASE EN METAL
	OTHER	3	36		39	AUTRE	
COMMODITY TOTAL		8	36		44		TOTAL DE MARCHANDISE
NON-MET.MIN.BASIC PROD	GER	6			6	ALL	PROD.MIN.NON-MET.BASE
	OTHER	6			6	AUTRE	
COMMODITY TOTAL		12			12		TOTAL DE MARCHANDISE
MACHINERY NES	GER	9	1		10	ALL	MACHINES NDA
	GREEK					GRECO	
	LIBER	1	2		3	LIBER	
	OTHER	11	3		14	AUTRE	
COMMODITY TOTAL		21	6		30		TOTAL DE MARCHANDISE
PASS.AUTOS AND CHASSIS	OTHER		2		2	AUTRE	VOITURES PART.,CHASSIS
TRUCKS AND CHASSIS	GER	5			5	ALL	CAMIONS ET CHASSIS
MOTOR VEHICLE ENGINES	GER	4	5		9	ALL	MOTEURS DE VEH.AUTOM.
	GREEK					GRECO	
	LIBER		2		2	LIBER	
	OTHER	3	33		36	AUTRE	
COMMODITY TOTAL		7	40		53		TOTAL DE MARCHANDISE
RUBBER TIRES AND TUBES	GER	1	4		5	ALL	PNEUS, CHAMBRES A AIR
EQUIPMENT MISC.	GER	52			52	ALL	MATERIEL DIVERS
	LIBER	6	3		9	LIBER	
	OTHER	30	20		50	AUTRE	
COMMODITY TOTAL		88	23		111		TOTAL DE MARCHANDISE
PERSONAL,HOUSEHOLD GOODS	GER	239	18		261	ALL	ART.PERS.ET MENAGERS
	GREEK					GRECO	
	LIBER	41	21		63	LIBER	
	OTHER	130	48		178	AUTRE	
COMMODITY TOTAL		410	87		509		TOTAL DE MARCHANDISE
CONTAINERS,CLOSURES	GER		56		56	ALL	CONTENEURS,FERMETURES
	OTHER	10			10	AUTRE	
COMMODITY TOTAL		10	56		66		TOTAL DE MARCHANDISE
MISC. END PRODUCTS NES	GER	36	30		66	ALL	PRODUITS FINIS DIV.NDA
	LIBER	3	13		16	LIBER	
	OTHER	19	44		63	AUTRE	
COMMODITY TOTAL		58	87		145		TOTAL DE MARCHANDISE
GENERAL CARGO	OTHER		7		7	AUTRE	MARCHANDISES DIVERSES
<b>COUNTRY/REGION TOTAL</b>		<b>277,354*</b>	<b>11,199*</b>	<b>2,496*</b>	<b>291,049*</b>		<b>TOTAL DE PAYS/REGION</b>
<b>KUWAIT</b>							<b>KUWAIT</b>
FRUIT JUICES	NORW			2	2	NORV	JUS DE FRUIT



TABLE 1. CARGOES LOADED AT CANADIAN PORTS FOR FOREIGN COUNTRIES.

TABLEAU 1. MARCHANDISES CHARGÉES DANS LES PORTS CANADIENS À DESTINATION DE PAYS ÉTRANGERS.

COUNTRY OF DESTINATION AND KIND OF CARGO	REGISTRY OF VESSEL	ATLANTIC ATLANTIQUE	GREAT LAKES GRANDS LACS	PACIFIC PACIFIQUE	TOTAL TOTAL	IMMATIC. DU NAVIRE	PAYS DE DESTINATION ET MARCHANDISE
<b>KUWAIT CONT.</b>							<b>KUWAIT SUITE</b>
VENEER, PLYWOOD	NETH			51	51	P. BAS	PLACAGES, CONTRE-PLAQ.
EQUIPMENT MISC.	JAPAN			1	1	JAPON	MATERIEL DIVERS
GENERAL CARGO	U K	1			1	R U	MARCHANDISES DIVERSES
<b>COUNTRY/REGION TOTAL</b>		<b>1*</b>	<b>*</b>	<b>54*</b>	<b>55*</b>		<b>TOTAL DE PAYS/REGION</b>
<b>LEBANON</b>							<b>LIBAN</b>
MEAT AND MEAT PREP. NES	ITALY	25			25	ITAL	VIANDES ET PREP. NDA
	OTHER	17			17	AUTRE	
<b>COMMODITY TOTAL</b>		<b>42</b>			<b>42</b>		<b>TOTAL DE MARCHANDISE</b>
CHEESE	GREEK	25			25	GRECQ	FROMAGE
	OTHER	85			85	AUTRE	
<b>COMMODITY TOTAL</b>		<b>110</b>			<b>110</b>		<b>TOTAL DE MARCHANDISE</b>
MILK POWDER	OTHER	333			333	AUTRE	LAIT EN POUVRE
BARLEY	GREEK	37,990			37,990	GRECQ	ORGE
	ITALY	10,192			10,192	ITAL	
	NORW	2,425			2,425	NORV	
	LIBER	26,741			26,741	LIBER	
<b>COMMODITY TOTAL</b>		<b>77,348</b>			<b>77,348</b>		<b>TOTAL DE MARCHANDISE</b>
WHEAT	GREEK	19,908			19,908	GRECQ	BLF
	OTHER	14,500			14,500	AUTRE	
<b>COMMODITY TOTAL</b>		<b>34,408</b>			<b>34,408</b>		<b>TOTAL DE MARCHANDISE</b>
WHEAT FLOUR	GREEK	198			198	GRECQ	FARINE DE BLE
	ITALY	5,537			5,537	ITAL	
	OTHER	299			299	AUTRE	
<b>COMMODITY TOTAL</b>		<b>6,034</b>			<b>6,034</b>		<b>TOTAL DE MARCHANDISE</b>
VEGETABLES, DRIED	ITALY	198			198	ITAL	LEGUMES, SECS
MISC. FOOD PREP. NES	ITALY		12		12	ITAL	OV. PREP. ALTM. NDA
	OTHER		15		15	AUTRE	
<b>COMMODITY TOTAL</b>			<b>27</b>		<b>27</b>		<b>TOTAL DE MARCHANDISE</b>
WINES	ITALY	7			7	ITAL	VINS
RAW HIDES AND SKINS	ITALY	575			575	ITAL	PEAUX ET CUIRS BRUT
SOYA BEANS	GREEK	4,502			4,502	GRECQ	GRAINE DE SOYA
RUBBER, ALLIED GUMS, NAT	OTHER		2		2	AUTRE	CAOUTCHOUC GOMMES NAT.
TEXTILE FIBRES NES	ITALY	10			10	ITAL	FIBRES TEXTILES NDA
	OTHER		23		23	AUTRE	
<b>COMMODITY TOTAL</b>		<b>10</b>	<b>23</b>		<b>33</b>		<b>TOTAL DE MARCHANDISE</b>
IRON AND STEEL SCRAP	OTHER	28			28	AUTRE	DECHETS DE FER, D'ACIER
ASBESTOS	GER	97			97	ALL	AMIANTE
	ITALY	886			886	ITAL	
	OTHER	1,538		452	1,990	AUTRE	
<b>COMMODITY TOTAL</b>		<b>2,521</b>		<b>452</b>	<b>2,973</b>		<b>TOTAL DE MARCHANDISE</b>
COTTON, TEXTILE WASTE	GREEK	15	25		40	GRECQ	DECHETS DE COTON, TEXT.
	ITALY	175	54		229	ITAL	
	OTHER	111	15		126	AUTRE	
<b>COMMODITY TOTAL</b>		<b>301</b>	<b>94</b>		<b>395</b>		<b>TOTAL DE MARCHANDISE</b>
LUMBER AND TIMBER	OTHER			5	5	AUTRE	BOIS D'OEUVRE ET CHARP.
PULP	GREEK	112			112	GRECQ	PATE
	ITALY	89			89	ITAL	
<b>COMMODITY TOTAL</b>		<b>201</b>			<b>201</b>		<b>TOTAL DE MARCHANDISE</b>
NEWSPRINT PAPER	GER	241			241	ALL	PAPIER JOURNAL
	GREEK	1,973			1,973	GRECQ	
	ITALY	3,149			3,149	ITAL	
	OTHER	1,709			1,709	AUTRE	
<b>COMMODITY TOTAL</b>		<b>7,072</b>			<b>7,072</b>		<b>TOTAL DE MARCHANDISE</b>
PAPER NES	GREEK	13			13	GRECQ	PAPIER NDA
	OTHER			21	21	AUTRE	
<b>COMMODITY TOTAL</b>		<b>13</b>		<b>21</b>	<b>34</b>		<b>TOTAL DE MARCHANDISE</b>
PAPERBOARD	ITALY	635			635	ITAL	CARTON
BLDG. PAPER AND BOARD	ITALY	61			61	ITAL	PLAQ. CONSTR., PAP./CART.
INORGANIC CHEMS. NES	ITALY	45			45	ITAL	PROD. CHIM. INORG. NDA
ORGANIC CHEMICALS NES	ITALY	13			13	ITAL	PROD. CHIM. ORGAN. NDA
SYNTHETIC RUBBER	OTHER	35			35	AUTRE	CAOUTCHOUC SYNTHETIQUE
DYESTUFF, PIGMENT, PAINT	OTHER		3		3	AUTRE	MAT. COLOR. PIG. PEINTURE
PLATE & SHEET STEEL	ITALY		28		28	ITAL	TOLES, FEUILLES D'ACIER
	OTHER	61	56		117	AUTRE	
<b>COMMODITY TOTAL</b>		<b>61</b>	<b>84</b>		<b>145</b>		<b>TOTAL DE MARCHANDISE</b>
PIPES, TUBES: IRON, STEEL	ITALY		3		3	ITAL	TUYAUX, TUBES: FER, ACIER
ALUMINUM	GREEK	173			173	GRECQ	ALUMINIUM
	ITALY	400			400	ITAL	
	OTHER	1,315			1,315	AUTRE	
<b>COMMODITY TOTAL</b>		<b>1,888</b>			<b>1,888</b>		<b>TOTAL DE MARCHANDISE</b>
COPPER AND ALLOYS	GREEK		13		13	GRECQ	CUIVRE ET ALLIAGES
	ITALY		33		33	ITAL	
	OTHER	14	4		18	AUTRE	
<b>COMMODITY TOTAL</b>		<b>14</b>	<b>50</b>		<b>64</b>		<b>TOTAL DE MARCHANDISE</b>
ZINC AND ALLOYS	ITALY	100			100	ITAL	ZINC ET ALLIAGES
	OTHER	110			110	AUTRE	
<b>COMMODITY TOTAL</b>		<b>210</b>			<b>210</b>		<b>TOTAL DE MARCHANDISE</b>
NON-FERROUS METALS NES	OTHER		1		1	AUTRE	METAUX NON-FERREUX NDA
METAL FAB. BASIC PROD.	ITALY		8		8	ITAL	OUVR. DE BASE EN METAL
	OTHER	7			7	AUTRE	
<b>COMMODITY TOTAL</b>		<b>7</b>	<b>8</b>		<b>15</b>		<b>TOTAL DE MARCHANDISE</b>
BRICKS, TILES NES	ITALY	59			59	ITAL	BRIQUES, TUILLES NDA
	OTHER	258			258	AUTRE	
<b>COMMODITY TOTAL</b>		<b>317</b>			<b>317</b>		<b>TOTAL DE MARCHANDISE</b>

TABLE 1. CARGOES LOADED AT CANADIAN PORTS FOR FOREIGN COUNTRIES.

TABEAU 1. MARCHANDISES CHARGÉES DANS LES PORTS CANADIENS A DESTINATION DE PAYS ÉTRANGERS.

COUNTRY OF DESTINATION AND KIND OF CARGO	REGISTRY OF VESSEL	ATLANTIC ATLANTIQUE	GREAT LAKES GRANDS LACS	PACIFIC PACIFIQUE	TOTAL TOTAL	IMMATIC. DU NAVIRE	PAYS DE DESTINATION ET MARCHANDISE
<b>LEBANON</b>							<b>LIBAN</b>
CDNT. MISC. FABRICATED PROD.	GREEK	12			12	GRECO	SUITE
	ITALY	11			11	ITAL	OUVRAGES DIVERS
	OTHER	17			17	AUTRE	
COMMODITY TOTAL		40			40		TOTAL DE MARCHANDISE
MACHINERY NES	GREEK		7		7	GRECO	MACHINES NDA
	ITALY		53		53	ITAL	
	OTHER		22		22	AUTRE	
COMMODITY TOTAL			82		82		TOTAL DE MARCHANDISE
MOTOR VEHICLE ENGINES	OTHER	5	10		15	AUTRE	MOTEURS DE VEH. AUTOM.
RUBBER TIRES AND TUBES	ITALY				12	ITAL	PNEUS, CHAMBRES A AIR
EQUIPMENT MISC.	GREEK	15			15	GRECO	MATERIEL DIVERS
	ITALY	33			33	ITAL	
	OTHER	178	50		228	AUTRE	
COMMODITY TOTAL		226	50		276		TOTAL DE MARCHANDISE
PERSONAL, HOUSEHOLD GOODS	ITALY		1		1	ITAL	ART. PERS. ET MENAGERS
	OTHER	57		2	59	AUTRE	
COMMODITY TOTAL		57	1	2	60		TOTAL DE MARCHANDISE
MISC. END PRODUCTS NES	OTHER	7	1		8	AUTRE	PRODUITS FINIS DIV. NDA
GENERAL CARGO	GREEK	88			88	GRECO	MARCHANDISES DIVERSES
	ITALY	238	1		239	ITAL	
	OTHER	169			169	AUTRE	
COMMODITY TOTAL		495	1		496		TOTAL DE MARCHANDISE
COUNTRY/REGION TOTAL		137,831*	440*	480*	138,751*		TOTAL DE PAYS/REGION
<b>LIBYA</b>							<b>LIBYE</b>
MISC. END PRODUCTS NES	GREEK	517			517	GRECO	PRODUITS FINIS DIV. NDA
COUNTRY/REGION TOTAL		517*	*	*	517*		TOTAL DE PAYS/REGION
<b>SAUDI ARABIA</b>							<b>ARABIE SAOUDIT</b>
WHEAT	NETH			5,696	5,696	P. BAS	BLE
	NORW			3,325	3,325	NORV	
	JAPAN			882	882	JAPON	
COMMODITY TOTAL				9,903	9,903		TOTAL DE MARCHANDISE
WHEAT FLOUR	GREEK	2,144			2,144	GRECO	FARINE DE BLE
MISC. FOOD PREP. NES	GREEK	340			340	GRECO	DIV. PREP. ALIM. NDA
EQUIPMENT MISC.	NETH			5	5	P. BAS	MATERIEL DIVERS
COUNTRY/REGION TOTAL		2,484*	*	9,908*	12,392*		TOTAL DE PAYS/REGION
<b>SOMALIA</b>							<b>SOMALIE</b>
WHEAT FLOUR	GER	129			129	ALL	FARINE DE BLE
COUNTRY/REGION TOTAL		129*	*	*	129*		TOTAL DE PAYS/REGION
<b>SUDAN</b>							<b>SOUDAN</b>
WHEAT	U K	485			485	R U	BLE
WHEAT FLOUR	U K	3,198			3,198	R U	FARINE DE BLE
COUNTRY/REGION TOTAL		3,683*	*	*	3,683*		TOTAL DE PAYS/REGION
<b>SYRIA</b>							<b>SYRIE</b>
BARLEY	GREEK	13,224			13,224	GRECO	ORGE
	ITALY	10,304			10,304	ITAL	
	PANAM	19,086			19,086	PANAM	
COMMODITY TOTAL		42,614			42,614		TOTAL DE MARCHANDISE
WHEAT	GREEK	64,312			64,312	GRECO	BLE
	LIBER	46,476			46,476	LIBER	
	OTHER	200,582			200,582	AUTRE	
COMMODITY TOTAL		311,370			311,370		TOTAL DE MARCHANDISE
ASBESTOS	OTHER	10			10	AUTRE	AMIANTE
COTTON, TEXTILE WASTE	OTHER	7			7	AUTRE	DECHETS DE COTON, TEXT.
NEWSPRINT PAPER	OTHER	492			492	AUTRE	PAPIER JOURNAL
MISC. END PRODUCTS NES	OTHER	10			10	AUTRE	PRODUITS FINIS DIV. NDA
COUNTRY/REGION TOTAL		354,503*	*	*	354,503*		TOTAL DE PAYS/REGION
<b>TURKEY</b>							<b>TURQUIE</b>
FISH, CANNED	ITALY	337			337	ITAL	POISSON EN BOITES
WHEAT	OTHER	35,200			35,200	AUTRE	BLE
VEGETABLES, DRIED	ITALY	74			74	ITAL	LEGUMES, SECS
	OTHER	55			55	AUTRE	
COMMODITY TOTAL		129			129		TOTAL DE MARCHANDISE
RAW HIDES AND SKINS	GREEK	1,137			1,137	GRECO	PEAUX ET CUIRS BRUT
	ITALY	464			464	ITAL	
	OTHER	1,100			1,100	AUTRE	
COMMODITY TOTAL		2,701			2,701		TOTAL DE MARCHANDISE
ASBESTOS	GREEK	181			181	GRECO	AMIANTE
	ITALY	92			92	ITAL	

TABLE 1. CARGOES LOADED AT CANADIAN PORTS FOR FOREIGN COUNTRIES.

TABLEAU 1. MARCHANDISES CHARGÉES DANS LES PORTS CANADIENS A DESTINATION DE PAYS ÉTRANGERS.

COUNTRY OF DESTINATION AND KIND OF CARGO	REGISTRY OF VESSEL	ATLANTIC ATLANTIQUE	GREAT LAKES GRANDS LACS	PACIFIC PACIFIQUE	TOTAL TOTAL	IMMATIC. DU NAVIRE	PAYS DE DESTINATION ET MARCHANDISE
<b>TURKEY</b>	<b>CONT.</b>						<b>TURQUIE</b>
							<b>SUITE</b>
COMMODITY TOTAL	OTHER	4,357			4,357	AUTRE	TOTAL DE MARCHANDISE
LEATHER	OTHER	4,640			4,640	AUTRE	CUIR
VENEER, PLYWOOD	ITALY	275			275	ITAL	PLACAGES, CONTRE-PLAQ.
PULP	OTHER	137			137	AUTRE	PATE
NEWSPRINT PAPER	GER	107			107	ALL	PAPIER JOURNAL
	GREEK	2,640			2,640	GRECQ	
	NORW	7,128			7,128	NORV	
	LIBER	4,123			4,123	LIBER	
		7,215			7,215		
COMMODITY TOTAL		21,106			21,106		TOTAL DE MARCHANDISE
PAPERBOARD	OTHER	147			147	AUTRE	CARTON
INORGANIC CHEMS. NES	GREEK	80			80	GRECQ	PROD. CHIM. INORG. NDA
ORGANIC CHEMICALS NES	OTHER	144			144	AUTRE	PROD. CHIM. ORGAN. NDA
DYESTUFF, PIGMENT, PAINT	OTHER		1		1	AUTRE	MAT. COLOR. PIG. PEINTURE
STRUCTURAL SHAPES	ITALY	12			12	ITAL	PROFILES DE CONSTRUCT.
ALUMINIUM	GREEK	838			838	GRECQ	ALUMINIUM
	ITALY	2,460			2,460	ITAL	
	OTHER	3,720			3,720	AUTRE	
COMMODITY TOTAL		7,018			7,018		TOTAL DE MARCHANDISE
COPPER AND ALLOYS	OTHER	28			28	AUTRE	CUIVRE ET ALLIAGES
ZINC AND ALLOYS	GREEK	25			25	GRECQ	ZINC ET ALLIAGES
	ITALY	360			360	ITAL	
	OTHER	727			727	AUTRE	
COMMODITY TOTAL		1,112			1,112		TOTAL DE MARCHANDISE
METAL FAB. BASIC PROD.	OTHER	36	1		37	AUTRE	OUVR. DE BASE EN METAL
BRICKS, TILES NES	OTHER	75			75	AUTRE	BRIQUES, TUILES NDA
MACHINERY NES	ITALY		18		18	ITAL	MACHINES NDA
	OTHER	1,058	12		1,070	AUTRE	
COMMODITY TOTAL		1,058	30		1,088		TOTAL DE MARCHANDISE
PASS. AUTOS AND CHASSIS	OTHER		1		1	AUTRE	VOITURES PART., CHASSIS
MOTOR VEHICLE ENGINES	GREEK	9			9	GRECQ	MOTEURS DE VEH. AUTOM.
	ITALY		14		14	ITAL	
	OTHER	601	44		645	AUTRE	
COMMODITY TOTAL		610	59		669		TOTAL DE MARCHANDISE
SHIPS, AIRCRAFT, MIS. VEH	GREEK	12			12	GRECQ	NAVIRES, AVIONS, VEH. DIV
	ITALY	14			14	ITAL	
COMMODITY TOTAL		26			26		TOTAL DE MARCHANDISE
EQUIPMENT MISC.	ITALY	151			151	ITAL	MATERIEL DIVERS
	OTHER	2,669			2,669	AUTRE	
COMMODITY TOTAL		2,820			2,820		TOTAL DE MARCHANDISE
PERSONAL, HOUSEHOLD GOODS	ITALY		1		1	ITAL	ART. PERS. ET MENAGERS
	OTHER		3		3	AUTRE	
COMMODITY TOTAL			4		4		TOTAL DE MARCHANDISE
MISC. END PRODUCTS NES	OTHER		1		1	AUTRE	PRODUITS FINIS DIV. NDA
GENERAL CARGO	GREEK	97			97	GRECQ	MARCHANDISES DIVERSES
	ITALY	42			42	ITAL	
	OTHER	62			62	AUTRE	
COMMODITY TOTAL		201			201		TOTAL DE MARCHANDISE
COUNTRY/REGION TOTAL		77,999*	97*	*	78,096*		TOTAL DE PAYS/REGION
<b>U.A.R. - EGYPT</b>							<b>R.A.U. - EGYPTE</b>
FISH, CANNED	GREEK	524			524	GRECQ	POISSON EN BOITES
CHEESE	GREEK	148			148	GRECQ	FROMAGE
WHEAT	GREEK	161,280			161,280	GRECQ	BLE
	ITALY	13,031			13,031	ITAL	
	LIBER	166,488			166,488	LIBER	
	CAN	16,860			16,860	CAN	
	OTHER	136,737			136,737	AUTRE	
COMMODITY TOTAL		494,396			494,396		TOTAL DE MARCHANDISE
WHEAT FLOUR	GREEK	9,431			9,431	GRECQ	FARINE DE BLE
	OTHER	6,097			6,097	AUTRE	
COMMODITY TOTAL		15,528			15,528		TOTAL DE MARCHANDISE
MISC. FOOD PREP. NES	GREEK		250		250	GRECQ	DIV. PREP. ALIM. NDA
ASBESTOS	GREEK	388			388	GRECQ	AMIANTE
	OTHER	518			518	AUTRE	
COMMODITY TOTAL		906			906		TOTAL DE MARCHANDISE
COTTON, TEXTILE WASTE	ITALY	40			40	ITAL	DECHETS DE COTON, TEXT.
DYED	GER	517			517	ALL	PATE
	GREEK	3,530			3,530	GRECQ	
	ITALY	4,547			4,547	ITAL	
	OTHER	2,644			2,644	AUTRE	
COMMODITY TOTAL		11,238		2,394	13,632		TOTAL DE MARCHANDISE
NEWSPRINT PAPER	GREEK	5,637		2,394	8,031	GRECQ	PAPIER JOURNAL
PAPERBOARD	ITALY	112			112	ITAL	CARTON
TEXTILE FAB. MTL NES	GREEK	60			60	GRECQ	OUVR. EN MAT. TEXT. NDA
INORGANIC CHEMS. NES	ITALY	32			32	ITAL	PROD. CHIM. INORG. NDA
PLATE & SHEET STEEL	GREEK	15			15	GRECQ	TOLES, FEUILLES D'ACIER
ALUMINIUM	OTHER	169			169	AUTRE	ALUMINIUM
MACHINERY NES	ITALY		4		4	ITAL	MACHINES NDA
GENERAL CARGO	GREEK	30			30	GRECQ	MARCHANDISES DIVERSES
	ITALY	80			80	ITAL	
	OTHER	10			10	AUTRE	
COMMODITY TOTAL		120			120		TOTAL DE MARCHANDISE
COUNTRY/REGION TOTAL		528,925*	254*	2,394*	531,573*		TOTAL DE PAYS/REGION



TABLE 1. CARGES LOADED AT CANADIAN PORTS FOR FOREIGN COUNTRIES.

TABLEAU 1. MARCHANDISES CHARGÉES DANS LES PORTS CANADIENS A DESTINATION DE PAYS ÉTRANGERS.

COUNTRY OF DESTINATION AND KIND OF CARGO	REGISTRY OF VESSEL	ATLANTIC ATLANTIQUE	GREAT LAKES GRANDS LACS	PACIFIC PACIFIQUE	TOTAL TOTAL	IMMATIC. DU NAVIRE	PAYS DE DESTINATION ET MARCHANDISE
<b>GAMBIA</b>							
WHEAT FLOUR	U K	786			786	R U	GAMBIE FARINE DE BLE
	OTHER	154	838		992	AUTRE	
COMMODITY TOTAL		940	838		1,778		TOTAL DE MARCHANDISE LEGUMES, SECS
VEGETABLES, DRIED	OTHER	12			12	AUTRE	
COUNTRY/REGION TOTAL		952*	838*	*	1,790*		TOTAL DE PAYS/REGION
<b>GHANA</b>							
MEAT, CURED	OTHER		1		1	AUTRE	GHANA VIANDE FUMÉE OU SALÉE BLE
WHEAT	U K	18,189			18,189	R U	
	GER	7,967	15,313		23,280	ALL	
	OTHER	22,462	9,571		32,033	AUTRE	
COMMODITY TOTAL		48,618	24,884		73,502		TOTAL DE MARCHANDISE MALT ET FARINE DE MALT FARINE DE BLE
MALT AND MALT FLOUR	U K	333			333	R U	
WHEAT FLOUR	U K	176			176	R U	
	GREEK	3,276			3,276	GRECQ	
	OTHER	6,609	10		6,619	AUTRE	
COMMODITY TOTAL		10,061	10		10,071		TOTAL DE MARCHANDISE PREP. DE LEGUMES NDA DIV. PREP. ALIM. NDA AMIANTE
VEGETABLE PREP. NES	OTHER	4	10		10	AUTRE	
MISC. FOOD PREP. NES	OTHER	4			4	AUTRE	
ASBESTOS	OTHER	202			202	AUTRE	
ANIMAL OILS, EXC. MARINE	U K	1,210			1,210	R U	HUIL. ANIM. SAUF AN. MAR.
VEG. OILS, FATS NES	U K	1			1	R U	HUIL. MAT. GRAS. VEG. NDA
PIPES, TUBES: IRON, STEEL	U K	1			1	R U	TUYAUX, TUBES: FER, ACIER
NON-FERROUS METALS NES	OTHER	239			239	AUTRE	METALL. NON-FERREUX NDA
MACHINERY NES	U K	555			555	R U	MACHINES NDA
	GER			1	1	ALL	
COMMODITY TOTAL		555		1	556		TOTAL DE MARCHANDISE VOITURES PART., CHASSIS
PASS. AUTOS AND CHASSIS	NORW	2			2	NORV	
	OTHER	1	1		2	AUTRE	
COMMODITY TOTAL		3	1		4		TOTAL DE MARCHANDISE MATERIEL DIVERS
EQUIPMENT MISC.	U K	6			6	R U	
	NORW	5			5	NORV	
	OTHER		1		1	AUTRE	
COMMODITY TOTAL		11	1		12		TOTAL DE MARCHANDISE ART. PERS. ET MENAGERS
PERSONAL, HOUSEHOLD GOODS	U K	12			12	R U	
	OTHER	42	3		45	AUTRE	
COMMODITY TOTAL		54	3		57		TOTAL DE MARCHANDISE CONTENEURS, FERMETURES PRODUITS FINIS DIV. NDA MARCHANDISES DIVERSES
CONTAINERS, CLOSURES	OTHER	2			2	AUTRE	
MISC. END PRODUCTS NES	OTHER	6	20		26	AUTRE	
GENERAL CARGO	U K	2			2	R U	
	NORW	3			3	NORV	
	OTHER	17			17	AUTRE	
COMMODITY TOTAL		22			22		TOTAL DE MARCHANDISE
COUNTRY/REGION TOTAL		61,322*	24,930*	1*	86,253*		TOTAL DE PAYS/REGION
<b>KENYA</b>							
FISH, FRESH OR FROZEN	NETH			1	1	P. BAS	KENYA POISSON, FRAIS OU CONG.
FISH, CANNED	NETH			4	4	P. BAS	POISSON EN BOITES
OATS	NETH			2	2	P. BAS	AVOINE
WHEAT FLOUR	NORW	580			580	NORV	FARINE DE BLE
APPLES	NETH			38	38	P. BAS	POMMES
FRESH FRUITS, BERRIES	NETH			17	17	P. BAS	FRUITS, BAIES FRAIS
LOGS	NORW	84			84	NORV	BILLES
BOLTS, ROUND TIMBER	NORW	178			178	NORV	BILLOTS, BOIS RONDS
CRUDE WOOD HTLS. NES	NORW	150			150	NORV	MATIERES BOIS BRUT NDA
WOOL AND ANIMAL HAIR	JAPAN		7		7	JAPON	LAIN, POILS D'ANIMAL
TEXTILE FIBRES NES	NORW		32		32	NORV	FIBRES TEXTILES NDA
	JAPAN		7		7	JAPON	
COMMODITY TOTAL			39		39		TOTAL DE MARCHANDISE AMIANTE
ASBESTOS	NORW	325			325	NORV	AMIANTE
COTTON, TEXTILE WASTE	NORW	65	13		78	NORV	DECHETS DE COTON, TEXT.
	JAPAN		7		7	JAPON	
COMMODITY TOTAL		65	20		85		TOTAL DE MARCHANDISE BARDEAUX, BARD. FACADE
SHINGLES AND SHAKES	NORW	555			555	NORV	BARDEAUX, BARD. FACADE
VENEER, PLYWOOD	NETH			3	3	P. BAS	PLACAGES, CONTRE-PLAQ.
NEWSPRINT PAPER	NORW	4,208			4,208	NORV	PAPIER JOURNAL
PAPER NES	NORW	6			6	NORV	PAPIER NDA
BLOC. PAPER AND BOARD	NORW	668			668	NORV	PLAQ. CONSTR., PAP/CART.
ANIMAL OILS, EXC. MARINE	NORW		112		112	NORV	HUIL. ANIM. SAUF AN. MAR.
INORGANIC CHEMS. NES	NORW	28			28	NORV	PROD. CHIM. INORG. NDA
ORGANIC CHEMICALS NES	NETH			1	1	P. BAS	PROD. CHIM. ORGAN. NDA
PLATE & SHEET STEEL	NORW	27			27	NORV	TOLES, FEUILLES D'ACIER
PIPES, TUBES: IRON, STEEL	NORW	89			89	NORV	TUYAUX, TUBES: FER, ACIER
METAL FAB. BASIC PROD.	NORW	106			106	NORV	OUVR. DE BASE EN METAL
BRICKS, TILES NES	NORW	172	12		184	NORV	BRICKES, TILES NDA
MISC. FABRICATED PROD.	NORW	25	29		54	NORV	OUVRAGES DIVERS
TRACTORS	NORW	78			78	NORV	TRACTEURS
MACHINERY NES	NORW		11		11	NORV	MACHINES NDA
MOTOR VEHICLE ENGINES	NETH			3	3	P. BAS	MOTEURS DE VEH. AUTOM.
MOTOR VEH. NES	NETH			2	2	P. BAS	VEH. AUTOM. ROUTIERS NDA
PERSONAL, HOUSEHOLD GOODS	NETH			12	12	P. BAS	ART. PERS. ET MENAGERS
	LIBER			2	2	LIBER	

TABLE 1. CARGOES LOADED AT CANADIAN PORTS FOR FOREIGN COUNTRIES.

TABLEAU 1. MARCHANDISES CHARGÉES DANS LES PORTS CANADIENS A DESTINATION DE PAYS ÉTRANGERS.

COUNTRY OF DESTINATION AND KIND OF CARGO	REGISTRY OF VESSEL	ATLANTIC ATLANTIQUE	GREAT LAKES GRANDS LACS	PACIFIC PACIFIQUE	TOTAL TOTAL	IMMATIC. DU NAVIRE	PAYS DE DESTINATION ET MARCHANDISE
<b>KENYA CONT.</b>							
COMMODITY TOTAL				14	14		KENYA SUITE
MISC. END PRODUCTS NES	NETH			19	19	P.BAS	TOTAL DE MARCHANDISE
	NORW	6			6	NORV	PRODUITS FINIS DIV.NDA
COMMODITY TOTAL		6		19	25		TOTAL DE MARCHANDISE
GENERAL CARGO	NETH			1	1	P.BAS	MARCHANDISES DIVERSES
	NORW	145	67		212	NORV	
	JAPAN		1		1	JAPON	
COMMODITY TOTAL		145	68	1	214		TOTAL DE MARCHANDISE
COUNTRY/REGION TOTAL		7,495*	298*	105*	7,898*		TOTAL DE PAYS/REGION
<b>MAURITIUS-DEP.</b>							
FISH,CANNED	NETH			1	1	P.BAS	MAURICE ET DEP
RAW HIDES AND SKINS	GREEK	237			237	GRECO	POISSON EN BOITES
STONE,CRUDE NES	GREEK	313			313	GRECO	PEAUX ET CUIRS BRUT
RUBBER FAB.MATERIALS	OTHER	5			5	AUTRF	PIERRE BRUTE NDA
NEWSPRINT PAPER	U K	3,372			3,372	R U	DEMI-PROD.CAOUTCHOUC
ZINC AND ALLOYS	GREEK	200			200	GRECO	PAPIER JOURNAL
BRICKS,TILES NES	GREEK	162			162	GRECO	ZINC ET ALLIAGES
GENERAL CARGO	GREEK	5			5	GRECO	BRIQUES,TILES NDA
							MARCHANDISES DIVERSES
COUNTRY/REGION TOTAL		4,294*	*	1*	4,295*		TOTAL DE PAYS/REGION
<b>NIGERIA</b>							
MEAT AND MEAT PREP.NES	U K	10			10	R U	NIGERIA
	NORW	8			8	NORV	VIANDES ET PREP.NDA
COMMODITY TOTAL		18			18		TOTAL DE MARCHANDISE
FISH,CANNED	U K	748			748	R U	POISSON EN BOITES
MILK POWDER	OTHER	30			30	AUTRF	LAIT EN POUDRE
DAIRY PROD.EGGS,HONEY	OTHER	14			14	AUTRE	PRD.LAIT.,OEUF,MIEL
WHEAT	DENMK	3,800			3,800	DANMK	BLE
FRUIT JUICES	U K	1			1	R U	JUS DE FRUIT
	OTHER	6			6	AUTRE	
COMMODITY TOTAL		7			7		TOTAL DE MARCHANDISE
FRUITS, PREP. CANNED	U K	2			2	R U	FRUITS PREP. EN BOITE
	OTHER	12			12	AUTRE	
COMMODITY TOTAL		14			14		TOTAL DE MARCHANDISE
VEGETABLE PREP.NES	U K	3			3	R U	PREP. DE LEGUMES NDA
	OTHER	85	9		94	AUTRE	
COMMODITY TOTAL		88	9		97		TOTAL DE MARCHANDISE
SPICES	U K	21			21	R U	ÉPICES
MISC.FOOD PREP.NES	NORW	19			19	NORV	DIV.PREP.ALIM.NDA
	OTHER		2		2	AUTRE	
COMMODITY TOTAL		19	2		21		TOTAL DE MARCHANDISE
CONC.COMPLETE FEEDS	U K	3			3	R U	CONC.,PROV.COMPLETES
	OTHER		1		1	AUTRE	
COMMODITY TOTAL		3	1		4		TOTAL DE MARCHANDISE
TITANIUM ORE	NORW	19,444			19,444	NORV	MINÉRAI DE TITANE
ASBESTOS	OTHER	13			13	AUTRE	AMIANTE
SALT	U K	119			119	R U	SEL
PULP	U K	496			496	R U	PÂTE
NEWSPRINT PAPER	U K	913			913	R U	PAPIER JOURNAL
	NORW	1,707			1,707	NORV	
	OTHER	3,651			3,651	AUTRE	
COMMODITY TOTAL		6,271			6,271		TOTAL DE MARCHANDISE
PAPER NES	NORW	551			551	NORV	PAPIER NDA
	OTHER	223			223	AUTRE	
COMMODITY TOTAL		774			774		TOTAL DE MARCHANDISE
PAPERBOARD	OTHER	127			127	AUTRE	CARTON
BLDG.PAPER AND BOARD	OTHER	42			42	AUTRE	PLAQ.CONSTR.,PAP/CART.
TEXTILE FAB.MTL NES	U K	1			1	R U	OUVR.EN MAT.TEXT.NDA
	GER	118			118	ALL	
	OTHER	19			19	AUTRE	
COMMODITY TOTAL		138			138		TOTAL DE MARCHANDISE
VEG.OILS,FATS NES	OTHER	12			12	AUTRE	HUIL.MAT.GRAS.VEG.NDA
INORGANIC CHEMS. NES	U K	32			32	R U	PRD.CHM.INORG.NDA
ORGANIC CHEMICALS NES	OTHER	35			35	AUTRE	PRD.CHM.ORGAN.NDA
AGRICULTURAL CHEMICALS	U K	1			1	R U	PRD.CHM.AGRICOLES
DYESTUFF,PIGMENT,PAINT	OTHER		7		7	AUTRE	MAT.COLOR.PIG.PEINTURE
BARNS AND RODS,STEEL	U K	142			142	R U	BARRES ET TIGES ACIER
WIRE	U K	1			1	R U	FIL MÉTALLIQUE
COPPER AND ALLOYS	LIBER	4			4	LIBER	CUIVRE ET ALLIAGES
	OTHER		3		3	AUTRE	
COMMODITY TOTAL		4	3		7		TOTAL DE MARCHANDISE
ZINC AND ALLOYS	U K	32			32	R U	ZINC ET ALLIAGES
METAL FAB.BASIC PRD.	U K	1			1	R U	OUVR.DE BASE EN MÉTAL
BUILDING BRICK, CLAY	NORW	163			163	NORV	BRIQ.A BATIP ARGILE
CEMENT	NORW	327			327	NORV	CIMENT
NON-MET.MIN.BASIC PRD	OTHER	113			113	AUTRE	PRD.MIN.NON-MÉT.ÉLÉ
TRACTORS	U K	2			2	R U	TRACTEURS
MACHINERY NES	U K	307			307	R U	MACHINES NDA
	NORW	62			62	NORV	
	OTHER	17			17	AUTRE	
COMMODITY TOTAL		386			386		TOTAL DE MARCHANDISE



TABLE 1. CARGOES LOADED AT CANADIAN PORTS FOR FOREIGN COUNTRIES.

TABLEAU 1. MARCHANDISES CHARGÉES DANS LES PORTS CANADIENS A DESTINATION DE PAYS ÉTRANGERS.

COUNTRY OF DESTINATION AND KIND OF CARGO	REGISTRY OF VESSEL	ATLANTIC ATLANTIQUE	GREAT LAKES GRANDS LACS	PACIFIC PACIFIQUE	TOTAL TOTAL	INMATIC. DU NAVIRE	PAYS DE DESTINATION ET MARCHANDISE
<b>NIGERIA CONT.</b>							<b>NIGERIA SUITE</b>
PASS. AUTOS AND CHASSIS	OTHER	3	1		4	AUTRE	VOITURES PART., CHASSIS
BUSES AND CHASSIS	OTHER	20			20	AUTRE	AUTOBUS ET CHASSIS
TRUCKS AND CHASSIS	CAN	172			172	CAN	CAMIONS ET CHASSIS
	OTHER	19			19	AUTRE	
COMMODITY TOTAL		191			191		TOTAL DE MARCHANDISE
MOTOR VEHICLE ENGINES	NORW	29			29	NORV	MOTEURS DE VEH. AUTOM.
	OTHER	16	7		23	AUTRE	
COMMODITY TOTAL		45	7		52		TOTAL DE MARCHANDISE
ROAD MOTOR VEH. NES	OTHER	18			18	AUTRE	VEH. AUTOM. ROUTIERS NDA
SHIPS, AIRCRAFT, MIS. VEH	U K	1			1	R U	NAVIRES, AVIONS, VEH. DIV
RUBBER TIRES AND TUBES	OTHER	26			26	AUTRE	PNEUS, CHAMBRES A AIR
EQUIPMENT MISC.	U K	172			172	R U	MATERIEL DIVERS
	NORW	156			156	NORV	
	CAN	5			5	CAN	
	OTHER	306	3		309	AUTRE	
COMMODITY TOTAL		639	3		642		TOTAL DE MARCHANDISE
PERSONAL, HOUSEHOLD GOODS	U K	15			15	R U	ART. PERS. ET MENAGERS
	NORW	3			3	NORV	
	LIBER	5			5	LIBER	
	CAN	72			72	CAN	
	OTHER	34	15		49	AUTRE	
COMMODITY TOTAL		129	15		144		TOTAL DE MARCHANDISE
CONTAINERS, CLOSURES	OTHER	44			44	AUTRE	CONTENEURS, FERMETURES
MISC. END PRODUCTS NES	U K	7			7	R U	PRODUITS FINIS DIV. NDA
	OTHER	19	5		24	AUTRE	
COMMODITY TOTAL		26	5		31		TOTAL DE MARCHANDISE
GENERAL CARGO	U K	2			2	R U	MARCHANDISES DIVERSES
	OTHER	75			75	AUTRE	
COMMODITY TOTAL		77			77		TOTAL DE MARCHANDISE
<b>COUNTRY/REGION TOTAL</b>		<b>34,656*</b>	<b>53*</b>	<b>*</b>	<b>34,709*</b>		<b>TOTAL DE PAYS/REGION</b>
<b>REP. SO. AFRICA</b>							<b>REP. SUD-ADR.</b>
MEAT AND MEAT PREP. NES	JAPAN	4			4	JAPON	VIANDES ET PREP. NDA
FISH, FRESH OR FROZEN	NETH			146	146	P. BAS	POISSON, FRAIS OU CONG.
FISH, SALTED OR CURED	NETH			16	16	P. BAS	POISSON, SALE OU FUME
FISH, CANNED	NETH			209	209	P. BAS	POISSON EN BOITES
CHEESE	NORW	120			120	NORV	FROMAGE
WHEAT	ITALY			57,007	57,007	ITAL	BLE
	LIBER			48,832	48,832	LIBER	
COMMODITY TOTAL				105,839	105,839		TOTAL DE MARCHANDISE
WHEAT FLOUR	NORW	320			320	NORV	FARINE DE BLE
	OTHER	12			12	AUTRE	
COMMODITY TOTAL		332			332		TOTAL DE MARCHANDISE
BAKERY PROD. INC. FROZEN	JAPAN		16		16	JAPON	PROD. BOUL., PROD. CONG.
FRESH FRUITS, BERRIES	NETH			14	14	P. BAS	FRUITS, BAIES FRAIS
FRUIT, PRES. NOT CANNED	JAPAN	2			2	JAPON	CONS. FRUITS NON BOITE
FRUITS, PREP. CANNED	NETH			29	29	P. BAS	FRUITS PREP. EN BOITE
VEGETABLES, DRIED	NORW	825			825	NORV	LEGUMES, SECS
VEGETABLE PREP. NES	NORW	225			225	NORV	PREP. DE LEGUMES NDA
COMMODITY TOTAL		225	27		252		TOTAL DE MARCHANDISE
SUGAR, NES	JAPAN	5	27		5	JAPON	SUCRE, NDA
SYRUP	JAPAN	3			3	JAPON	SIRUP
SUGAR PREPARATIONS	NORW	4			4	NORV	PREP. A BASE OF SUCRE
SAUSAGE SKINS, CASINGS	U K	1			1	R U	BOYAUX A SAUCISSES
	NORW	3			3	NORV	
	JAPAN	9			9	JAPON	
COMMODITY TOTAL		13			13		TOTAL DE MARCHANDISE
GROUND CEREALS NES	NORW	100			100	NORV	CEREALES MOULUES NDA
	JAPAN	55			55	JAPON	
COMMODITY TOTAL		155			155		TOTAL DE MARCHANDISE
SOYA. OIL MEAL, CAKE	JAPAN		17		17	JAPON	FARINE TOURT. GR. SOYA
CONC. COMPLETE FEEDS	NORW	60			60	NORV	CONC., PROV. COMPLETES
RAW HIDES AND SKINS	NORW	22			22	NORV	PEAUX ET CUIRS BRUT
LOGS	NORW	940			940	NORV	BILLES
TEXTILE FIBRES NES	U K	1			1	P U	FIBRES TEXTILES NDA
	JAPAN		9		9	JAPON	
COMMODITY TOTAL		1	9		10		TOTAL DE MARCHANDISE
ORES AND CONC. NES	NETH			147	147	P. BAS	MINERAIS ET CONC. NDA
NON-FERROUS MET. SCRAP	NETH			119	119	P. BAS	DECHETS METAL. NON FER.
SLAG, DROSS, BY-PRODUCTS	NORW	37,614	239		37,853	NORV	POUS. SUEUL. SCOR. PROD.
ASBESTOS	U K	9			9	R U	AMIANTE
	NORW	53			53	NORV	
	OTHER	4,400			4,400	AUTRE	
COMMODITY TOTAL		4,462			4,462		TOTAL DE MARCHANDISE
SULPHUR IN ORES	GREEK			17,939	17,939	GRECQ	SOUFRE EN MINERAI
	NORW			4,060	4,060	NORV	
	SWEDN			21,609	21,609	SUEOE	
	LIBER			8,064	8,064	LIBER	
COMMODITY TOTAL				51,672	51,672		TOTAL DE MARCHANDISE
CRUDE NON-MET. MIN. NES	U K	8			8	P U	MIN. NON-MET. BRUTS NDA
	NORW	27			27	NORV	
	JAPAN	31			31	JAPON	



TABLE 1. CARGOES LOADED AT CANADIAN PORTS FOR FOREIGN COUNTRIES.

TABLEAU 1. MARCHANDISES CHARGÉES DANS LES PORTS CANADIENS A DESTINATION DE PAYS ÉTRANGERS.

COUNTRY OF DESTINATION AND KIND OF CARGO	REGISTRY OF VESSEL	ATLANTIC ATLANTIQUE	GREAT LAKES GRANDS LACS	PACIFIC PACIFIQUE	TOTAL TOTAL	IMMATIC. DU NAVIRE	PAYS DE DESTINATION ET MARCHANDISE
REP. SO.AFRICA CONT. COMMODITY TOTAL		86			86		REP. SUD-AFR. SUITE
COTTON, TEXTILE WASTE	U K	6			6	R U	TOTAL DE MARCHANDISE
	NORW		13		13	NORV	DECHETS DE COTON, TEXT.
	JAPAN		9		9	JAPON	
	OTHER	3			3	AUTRE	
COMMODITY TOTAL		9	22		31		TOTAL DE MARCHANDISE
WASTE AND SCRAP NES	NORW	82			82	NORV	DECHETS ET REBUTS NDA
	JAPAN	24			24	JAPON	
COMMODITY TOTAL		106			106		TOTAL DE MARCHANDISE
RUBBER FAB. MATERIALS	OTHER	8			8	AUTRE	DEMI-PROD. CAOUTCHOUC
LUMBER AND TIMBER	GREEK			9,464	9,464	GRECQ	BOIS D'OEUVRE ET CHARP.
	NETH			12,208	12,208	P.BAS	
	NORW			826	826	NORV	
	SWEDN			15,589	15,589	SUEDE	
	LIBER			3,507	3,507	LIBER	
COMMODITY TOTAL				41,594	41,594		TOTAL DE MARCHANDISE
FLOORING	OTHER	1			1	AUTRE	LAMES POUR PARQUET
SHINGLES AND SHAKES	NETH			137	137	P.BAS	BARDEAUX, BARD. FACADE
	NORW			7	7	NORV	
COMMODITY TOTAL				144	144		TOTAL DE MARCHANDISE
VENEER, PLYWOOD	GREEK			32	32	GRECQ	PLACAGES, CONTRE-PLAQ.
	NETH			90	90	P.BAS	
	NORW		23	12	35	NORV	
	SWEDN			46	46	SUEDE	
	LIBER	11			11	LIBER	
	JAPAN	34	80		114	JAPON	
COMMODITY TOTAL		45	103	180	328		TOTAL DE MARCHANDISE
WOOD FAB. MATERIALS	NETH			8	8	P.BAS	DEMI-PRODUITS EN BOIS
PULP	U K	3,386			3,386	R U	PATE
	DENMK	1,897			1,897	DANMK	
	NETH			2,935	2,935	P.BAS	
	NORW	3,205			3,205	NORV	
	LIBER	233		1,581	1,814	LIBER	
	JAPAN	126			126	JAPON	
	OTHER	481			481	AUTRE	
COMMODITY TOTAL		9,328		4,516	13,844		TOTAL DE MARCHANDISE
NEWSPRINT PAPER	U K	7,630			7,630	R U	PAPIER JOURNAL
	DENMK	1,605			1,605	DANMK	
	NETH			300	300	P.BAS	
	NORW	23,154	287		23,441	NORV	
	SWEDN	1,158			1,158	SUEDE	
	LIBER	1,233		2,699	3,932	LIBER	
	JAPAN	769	3,496		4,265	JAPON	
	OTHER	1,863			1,863	AUTRE	
COMMODITY TOTAL		37,412	3,783	2,999	44,194		TOTAL DE MARCHANDISE
PAPER NES	U K	559			559	R U	PAPIER NDA
	DENMK	579			579	DANMK	
	NETH			1,710	1,710	P.BAS	
	NORW	3,898	146		4,044	NORV	
	SWEDN	18			18	SUEDE	
	LIBER	226		1	227	LIBER	
	JAPAN	732	49		781	JAPON	
	OTHER	435			435	AUTRE	
COMMODITY TOTAL		6,447	195	1,711	8,353		TOTAL DE MARCHANDISE
PAPERBOARD	U K	1			1	R U	CARTON
	NETH			387	387	P.BAS	
	NORW	60	19		79	NORV	
	JAPAN	4			4	JAPON	
COMMODITY TOTAL		65	19	387	471		TOTAL DE MARCHANDISE
BLDG. PAPER AND BOARD	NETH			17	17	P.BAS	PLAQ. CONSTR., PAQ. CART.
	NORW	301			301	NORV	
COMMODITY TOTAL		301		17	318		TOTAL DE MARCHANDISE
WEY MACHINE BOARD	NORW		17		17	NORV	CARTON EN PATE PRESSE
	JAPAN		51		51	JAPON	
	OTHER	7			7	AUTRE	
COMMODITY TOTAL		7	68		75		TOTAL DE MARCHANDISE
CORDAGE, TWINE, ROPE	U K	1			1	R U	CORDAGE, FICELLE, CORDE
JUTE WOVEN FABRICS	OTHER	484			484	AUTRE	TISSUS DE JUTE
TEXTILE FAB. MTL NES	U K	38			38	R U	OUVR. EN MAT. TEXT. NDA
	NORW	117			117	NORV	
	LIBER	11			11	LIBER	
	JAPAN	21			21	JAPON	
COMMODITY TOTAL		187			187		TOTAL DE MARCHANDISE
OILS, FATS, WAXES NES	NETH			656	656	P.BAS	HUIL. MAT. GRAS. CIRE NDA
	OTHER	1			1	AUTRE	
COMMODITY TOTAL		1		656	657		TOTAL DE MARCHANDISE
METALLIC SALTS	U K	1			1	R U	SELS METALLIQUES
	DENMK	146			146	DANMK	
	GREEK			1,500	1,500	GRECQ	
	NORW	666		3,322	3,988	NORV	
	SWEDN			3,400	3,400	SUEDE	
	JAPAN		10		10	JAPON	
COMMODITY TOTAL		813	10	8,222	9,045		TOTAL DE MARCHANDISE
INORGANIC CHEMS. NES	U K	2			2	R U	PROD. CHEM. INORG. NDA
	DENMK	72			72	DANMK	
	NORW	1,589			1,589	NORV	

TABLE 1. CARGOES LOADED AT CANADIAN PORTS FOR FOREIGN COUNTRIES.

TABLEAU 1. MARCHANDISES CHARGÉES DANS LES PORTS CANADIENS A DESTINATION DE PAYS ÉTRANGERS.

COUNTRY OF DESTINATION AND KIND OF CARGO	REGISTRY OF VESSEL	ATLANTIC ATLANTIQUE	GREAT LAKES GRANDS LACS	PACIFIC PACIFIQUE	TOTAL TOTAL	IMMATIC. DU NAVIRE	PAYS DE DESTINATION ET MARCHANDISE
REP. SO.AFRICA CONT.							REP. SUD-AFR. SUITE
	JAPAN	14			14	JAPON	
	OTHER	3			3	AUTRE	
COMMODITY TOTAL		1,680			1,680		TOTAL DE MARCHANDISE
ORGANIC CHEMICALS NES	U K	6			6	R U	PROD.CHIM.ORGAN.NDA
	NETH			379	379	P.BAS	
	NORW	346	73		419	NORV	
	LIBER	1	14		15	LIBEP	
	JAPAN		43		43	JAPON	
	OTHER	4			4	AUTRE	
COMMODITY TOTAL		357	130	379	866		TOTAL DE MARCHANDISE
EXPLOS., FUSES, CAPS	U K	1			1	R U	EXPLOS.,AMORCES, DET.
	NORW	15			15	NORV	
COMMODITY TOTAL		16			16		TOTAL DE MARCHANDISE
POTASH	NORW	50			50	NORV	POTASSE
	SWEDN			1,120	1,120	SUEDE	
	LIBER			2,000	2,000	LIBER	
COMMODITY TOTAL		50		3,120	3,170		TOTAL DE MARCHANDISE
SYNTHETIC RUBBER	U K	166			166	R U	CAOUTCHOUC *SYNTHETIQUE
	DENMK	25			25	DANMK	
	NORW		78		78	NORV	
	JAPAN	6	15		21	JAPON	
COMMODITY TOTAL		197	93		290		TOTAL DE MARCHANDISE
PLASTIC MATERIALS	U K	152			152	R U	MATIERES PLASTIQUES
	NORW	160			160	NORV	
	LIBER	84			84	LIBEP	
	JAPAN	33	75	1	108	JAPON	
	OTHER	253			253	AUTRE	
COMMODITY TOTAL		682	75	1	758		TOTAL DE MARCHANDISE
DYESTUFF, PIGMENT, PAINT	U K	5			5	R U	MAT.COLOR.PIG.PEINTURE
	NORW		9		9	NORV	
COMMODITY TOTAL		5	9		14		TOTAL DE MARCHANDISE
CHEM.SPECIALTIES NES	U K	10			10	R U	PROD.CHIM.SPECIALT.AUX NDA
	NETH			20	20	P.BAS	
	NORW	18	34		52	NORV	
	OTHER	41			41	AUTRE	
COMMODITY TOTAL		69	34	20	123		TOTAL DE MARCHANDISE
FERRO-ALLOYS	U K	24			24	R U	FERRO-ALLIAGES
BARRE AND RODS, STEEL	NORW	25			25	NORV	BARRES ET TIGES ACIER
	LIBER		4,461		4,461	LIBER	
COMMODITY TOTAL		25	4,461		4,486		TOTAL DE MARCHANDISE
PLATE & SHEET STEEL	U K	65			65	R U	TOLES, FEUILLES D'ACIER
	NORW	15			15	NORV	
	LIBER		5		5	LIBER	
COMMODITY TOTAL		15	70		85		TOTAL DE MARCHANDISE
STRUCTURAL SHAPES	U K	71			71	R U	PROFILES DE CONSTRUCT.
RAILS & TRACK MATERIAL	NORW	86			86	NORV	RAILS, MAT. VOIE FERREE
PIPES, TUBES: IRON, STEEL	U K		5		5	R U	TUYAUX, TUBES: FER, ACIER
	JAPAN		23		23	JAPON	
COMMODITY TOTAL			28		28		TOTAL DE MARCHANDISE
ALUMINIUM	U K	8,704			8,704	R U	ALUMINIUM
	DENMK	454			454	DANMK	
	NETH			1,835	1,835	P.BAS	
	NORW	7,685			7,685	NORV	
	SWEDN	2,490		2,672	5,162	SUEDE	
	LIBER	1,917			1,917	LIBER	
	JAPAN	9,999			9,999	JAPON	
	OTHER	2,457			2,457	AUTRE	
COMMODITY TOTAL		33,706		4,507	38,213		TOTAL DE MARCHANDISE
COPPER AND ALLOYS	U K	36	30		66	R U	CUIVRE ET ALLIAGES
	NETH			45	45	P.BAS	
	NORW	21	20		41	NORV	
	LIBER	13			13	LIBER	
	JAPAN		47		47	JAPON	
COMMODITY TOTAL		70	97	45	212		TOTAL DE MARCHANDISE
LEAD AND ALLOYS	NORW	89			89	NORV	PLOMB ET ALLIAGES
ZINC AND ALLOYS	NORW	1,171			1,171	NORV	ZINC ET ALLIAGES
NON-FERROUS METALS NES	NETH			12	12	P.BAS	METAUX NON-FERREUX NDA
	NORW		6		6	NORV	
COMMODITY TOTAL			6	12	18		TOTAL DE MARCHANDISE
METAL FAB.BASIC PROD.	U K	73	17		90	R U	OUVR.DE BASE EN METAL
	DENMK	107			107	DANMK	
	NETH			74	74	P.BAS	
	NORW	9	84		93	NORV	
	LIBER	3	13		16	LIBER	
	JAPAN	45			45	JAPON	
	OTHER	273			273	AUTRE	
COMMODITY TOTAL		510	114	74	698		TOTAL DE MARCHANDISE
BRICKS, TILES NES	NORW	2,771			2,771	NORV	BRIQUES, TUILES NDA
GLASS BASIC PRODUCTS	NORW		362		362	NORV	OUVR.DE BASE EN VERRE
	JAPAN		1,346		1,346	JAPON	
	OTHER	4			4	AUTRE	
COMMODITY TOTAL		4	1,708		1,712		TOTAL DE MARCHANDISE
NON-MET.MIN.BASIC PROD	NETH			1	1	P.BAS	PROD.MIN.NON-MET.BASE
	NORW		19		19	NORV	
COMMODITY TOTAL			19	1	20		TOTAL DE MARCHANDISE
TRACTORS	U K	309			309	R U	TRACTEURS

TABLE 1. CARGOES LOADED AT CANADIAN PORTS FOR FOREIGN COUNTRIES.

TABLEAU 1. MARCHANDISES CHARGÉES DANS LES PORTS CANADIENS A DESTINATION DE PAYS ÉTRANGERS.

COUNTRY OF DESTINATION AND KIND OF CARGO	REGISTRY OF VESSEL	ATLANTIC ATLANTIQUE	GREAT LAKES GRANDS LACS	PACIFIC PACIFIQUE	TOTAL TOTAL	IMMATIC. DU NAVIRE	PAYS DE DESTINATION ET MARCHANDISE
REP. SO. AFRICA CONT.							REP. SUD-AFR. SUITE
	DENMK	205			205	DANMK	
	NORW	576	983		1,559	NORV	
	JAPAN		958		958	JAPON	
COMMOOITY TOTAL MACHINERY NES		1,090	1,941		3,031		TOTAL DE MARCHANDISE MACHINES NDA
	U K	158			158	R U	
	NETH			32	32	P.BAS	
	NORW	1,134	808		1,942	NORV	
	LIBER	11			11	LIBER	
	JAPAN	25	158		183	JAPON	
	OTHER	128			128	AUTRE	
COMMOOITY TOTAL PASS. AUTOS AND CHASSIS		1,456	966	32	2,454		TOTAL DE MARCHANDISE VOITURES PART., CHASSIS
	U K	1,354		2	1,356	R U	
	NETH			4	4	P.BAS	
	NORW	2,472			2,472	NORV	
	LIBER	1,418		2	1,420	LIBER	
COMMOOITY TOTAL TRUCKS AND CHASSIS		5,244		8	5,252		TOTAL DE MARCHANDISE CAMIONS ET CHASSIS
	U K	1,449			1,449	R U	
	NETH			58	58	P.BAS	
	LIBER	688			688	LIBER	
	OTHER	634			634	AUTRE	
COMMOOITY TOTAL MOTOR VEHICLE ENGINES		2,771		58	2,829		TOTAL DE MARCHANDISE MOTEURS DE VEH. AUTOM.
	U K	1,127	8		1,135	R U	
	DENMK	226			226	DANMK	
	NORW	860	8		868	NORV	
	JAPAN	20	34		54	JAPON	
	OTHER	11			11	AUTRE	
COMMOOITY TOTAL ROAD MOTOR VEH. NES SHIPS, AIRCRAFT, MIS. VEH		2,244	50		2,294		TOTAL DE MARCHANDISE VEH. AUTOM. ROUTTERS NDA NAVIRES, AVIONS, VEH. DIV
	OTHER	286			286	AUTRE	
	U K	3			3	R U	
	NORW	1			1	NORV	
COMMOOITY TOTAL EQUIPMENT MISC.		4			4		TOTAL DE MARCHANDISE MATERIEL DIVERS
	U K	85	11		96	R U	
	GREEK			7	7	GREQC	
	NETH			9	9	P.BAS	
	NORW	93	6		99	NORV	
	LIBER	16			16	LIBER	
	JAPAN	5			5	JAPON	
	OTHER	25			25	AUTRE	
COMMOOITY TOTAL PERSONAL, HOUSEHOLD GOODS		224	17	16	257		TOTAL DE MARCHANDISE ART. PERS. ET MENAGERS
	U K	22			22	R U	
	NETH			46	46	P.BAS	
	NORW	90			90	NORV	
	SWEON	.		262	262	SUEDE	
	JAPAN	21			21	JAPON	
	OTHER	14			14	AUTRE	
COMMOOITY TOTAL FIREARMS, AMMUNITION CONTAINERS, CLOSURES		147		308	455		TOTAL DE MARCHANDISE ARMES A FEU, MUNITIONS CONTENEURS, FERMETURES
	NORW	1			1	NORV	
	NORW		11		11	NORV	
	JAPAN	2	6		8	JAPON	
	OTHER	27			27	AUTRE	
COMMOOITY TOTAL MISC. END PRODUCTS NES		29	17		46		TOTAL DE MARCHANDISE PRODUITS FINIS DIV. NDA
	U K	92			92	R U	
	GREEK			27	27	GREQC	
	NETH			10	10	P.BAS	
	NORW	47			47	NORV	
	JAPAN	5			5	JAPON	
	OTHER	4			4	AUTRE	
COMMOOITY TOTAL GENERAL CARGO		148		37	185		TOTAL DE MARCHANDISE MARCHANDISES DIVERSES
	U K	1,909			1,909	R U	
	DENMK	509			509	DANMK	
	GREEK			1	1	GREQC	
	NETH			2	2	P.BAS	
	NORW	829	478		1,307	NORV	
	LIBER	124			124	LIBER	
	JAPAN		266		266	JAPON	
	OTHER	68			68	AUTRE	
COMMOOITY TOTAL COUNTRY/REGION TOTAL		3,439	744	3	4,186		TOTAL DE MARCHANDISE TOTAL DE PAYS/REGION
		158,769*	15,087*	227,246*	401,102*		
SIERRA LEONE MEAT AND MEAT PREP. NES	U K	4			4	R U	SIERRA LEONE VIANDES ET PREP. NDA
WHEAT FLOUR	U K	160			160	R U	FARINE DE BLE
	OTHER	127			127	AUTRE	
COMMOOITY TOTAL FRUIT JUICES		287			287		TOTAL DE MARCHANDISE JUS DE FRUIT
VEGETABLE PREP. NES	LIBER	16			16	LIBER	PREP. DE LEGUMES NDA
	U K	4			4	R U	
	OTHER	9	1		10	AUTRE	
COMMOOITY TOTAL SPICES		13	1		14		TOTAL DE MARCHANDISE EPICES
MISC. FOOD PREP. NES	U K	1			1	R U	DIV. PREP. ALIM. NDA
FEEDS OF ANIMAL ORIGIN	U K	5			5	R U	PROV. D'ORIGINE ANIMALE
CONC. COMPLETE FEEDS	LIBER	3			3	LIBER	CONC., PROV. COMPLETES
	U K	12			12	R U	
	OTHER		3		3	AUTRE	
COMMOOITY TOTAL		12	3		15		TOTAL DE MARCHANDISE



TABLE 1. CARGOES LOADED AT CANADIAN PORTS FOR FOREIGN COUNTRIES.

TABEAU 1. MARCHANDISES CHARGÉES DANS LES PORTS CANADIENS À DESTINATION DE PAYS ÉTRANGERS.

COUNTRY OF DESTINATION AND KIND OF CARGO	REGISTRY OF VESSEL	ATLANTIC ATLANTIQUE	GREAT LAKES GRANDS LACS	PACIFIC PACIFIQUE	TOTAL TOTAL	IMMATIC. DU NAVIRE	PAYS DE DESTINATION ET MARCHANDISE
<b>SIERRA LEONE CONT.</b>							
VEG.OILS,FATS NES	U K	2			2	R U	SIERRA LEONE SUITE
MACHINERY NES	U K	10			10	R U	HUIL.MAT.GRAS.VEG.NDA
EQUIPMENT MISC.	U K	1			1	R U	MACHINES NDA
PERSONAL,HSEHOLD GOODS	U K	8			8	R U	MATERIEL DIVERS
	OTHER	1	1		2	AUTRE	ART.PERS.ET MENAGERS
COMMODITY TOTAL		9	1		10		TOTAL DE MARCHANDISE
MISC. END PRODUCTS NES	U K	2			2	R U	PRODUITS FINIS DIV.NDA
	OTHER		2		2	AUTRE	
COMMODITY TOTAL		2	2		4		TOTAL DE MARCHANDISE
GENERAL CARGO	U K	2			2	R U	MARCHANDISES DIVERSES
	OTHER	1			1	AUTRE	
COMMODITY TOTAL		3			3		TOTAL DE MARCHANDISE
COUNTRY/REGION TOTAL		368*	7*	*	375*		TOTAL DE PAYS/REGION
<b>TANZANIA</b>							
WHEAT FLOUR	NORW	277			277	NORV	TANZANIE
FRUIT JUICES	NETH			8	8	P.BAS	FARINE DE BLE
COTTON,TEXTILE WASTE	JAPAN		5		5	JAPON	JUS DE FRUIT
LUMBER AND TIMBER	NETH			75	75	P.BAS	DECHETS DE COTON,TEXT.
NEWSPRINT PAPER	NORW	1,085			1,085	NORV	BOIS D'OEUVRE ET CHARP.
PAPER NES	NORW	30			30	NORV	PAPIER JOURNAL
BLDG.PAPER AND BOARD	NORW	53			53	NORV	PAPIER NDA
BARNS AND RODS,STEEL	NORW	50			50	NORV	PLAQ.CONSTR.,PAP/CART.
METAL FAB.BASIC PROD.	NORW	60			60	NORV	BARRS ET TIGES ACIER
MACHINERY NES	NORW	231			231	NORV	OUVR.DE BASE EN METAL
	JAPAN		4		4	JAPON	MACHINES NDA
COMMODITY TOTAL		231	4		235		TOTAL DE MARCHANDISE
PERSONAL,HSEHOLD GOODS	NETH			1	1	P.BAS	ART.PERS.ET MENAGERS
MISC. END PRODUCTS NES	NETH			3	3	P.BAS	PRODUITS FINIS DIV.NDA
GENERAL CARGO	NORW		24		24	NORV	MARCHANDISES DIVERSES
COUNTRY/REGION TOTAL		1,786*	33*	87*	1,906*		TOTAL DE PAYS/REGION
<b>ZAMBIA</b>							
FISH,FRESH OR FROZEN	NETH			2	2	P.BAS	ZAMBIE
TRUCKS AND CHASSIS	SWEDN			52	52	SUEDE	POISSON,FRAIS OU CONG.
COUNTRY/REGION TOTAL		*	*	54*	54*		CAMIONS ET CHASSIS
<b>BR. AFRICA NES</b>							
LUMBER AND TIMBER	GREEK			7,453	7,453	GRECQ	AFRIQUE BR.NDA
	SWEDN			1,131	1,131	SUEDE	BOIS D'OEUVRE ET CHARP.
	LIBER			1,162	1,162	LIBER	
COMMODITY TOTAL				9,746	9,746		TOTAL DE MARCHANDISE
VENEER,PLYWOOD	GREEK			17	17	GRECQ	PLACAGES,CONTRE-PLAQ.
COMMODITY TOTAL	SWEDN			22	22	SUEDE	TOTAL DE MARCHANDISE
				39	39		TOTAL DE PAYS/REGION
COUNTRY/REGION TOTAL		*	*	9,785*	9,785*		
<b>ALGERIA</b>							
WHEAT	GER	33,619			33,619	ALL	ALGERIE
	GREEK	27,740			27,740	GRECQ	BLE
	ITALY	48,384			48,384	ITAL	
	NETH	15,291			15,291	P.BAS	
	NORW	4,143			4,143	NORV	
	LIBER	101,899			101,899	LIBER	
	OTHER	61,581			61,581	AUTRE	
COMMODITY TOTAL		292,657			292,657		TOTAL DE MARCHANDISE
WHEAT FLOUR	GREEK	1,920			1,920	GRECQ	FARINE DE BLE
ASBESTOS	ITALY	785			785	ITAL	AMIANTE
	NORW	447			447	NORV	
COMMODITY TOTAL		1,232			1,232		TOTAL DE MARCHANDISE
LUMBER AND TIMBER	GER	7,766		4,171	11,937	ALL	BOIS D'OEUVRE ET CHARP.
	GREEK	3,613			3,613	GRECQ	
	NORW	39,795			39,795	NORV	
COMMODITY TOTAL		51,174		4,171	55,345		TOTAL DE MARCHANDISE
NEWSPRINT PAPER	NORW	1,647			1,647	NORV	PAPIER JOURNAL
	OTHER	344			344	AUTRE	
COMMODITY TOTAL		1,991			1,991		TOTAL DE MARCHANDISE
BLDG.PAPER AND BOARD	GREEK	221			221	GRECQ	PLAQ.CONSTR.,PAP/CART.
BARNS AND RODS,STEEL	GER		2,122		2,122	ALL	BAPRES ET TIGES ACIER
ALUMINIUM	GREEK	526			526	GRECQ	ALUMINIUM
ASBESTOS BASIC PROD.	OTHER	145			145	AUTRE	DUVR.DE BASE AMIANTE
MACHINERY NES	GER	2			2	ALL	MACHINES NDA
	ITALY		2		2	ITAL	
COMMODITY TOTAL		2	2		4		TOTAL DE MARCHANDISE
PERSONAL,HSEHOLD GOODS	NORW	31			31	NORV	ART.PERS.ET MENAGERS
MISC. END PRODUCTS NES	GREEK	200			200	GRECQ	PRODUITS FINIS DIV.NDA
	OTHER	151			151	AUTRE	
COMMODITY TOTAL		351			351		TOTAL DE MARCHANDISE

TABLE 1. CARGOES LOADED AT CANADIAN PORTS FOR FOREIGN COUNTRIES.

TABLEAU 1. MARCHANDISES CHARGÉES DANS LES PORTS CANADIENS A DESTINATION DE PAYS ÉTRANGERS.

COUNTRY OF DESTINATION AND KIND OF CARGO	REGISTRY OF VESSEL	ATLANTIC ATLANTIQUE	GREAT LAKES GRANDS LACS	PACIFIC PACIFIQUE	TOTAL TOTAL	IMMATIC. DU NAVIRE	PAYS DE DESTINATION ET MARCHANDISE
<b>ALGERIA</b>							<b>ALGERIE</b>
GENERAL CARGO	GREEK	2			2	GRECO	SUITE
	NORW	20			20	NORV	MARCHANDISES DIVERSES
	OTHER	1			1	AUTRE	
COMMODITY TOTAL		23			23		TOTAL DE MARCHANDISE
COUNTRY/REGION TOTAL		350,273*	2,124*	4,171*	356,568*		TOTAL DE PAYS/REGION
<b>CAMEROUN REP.</b>							<b>R. DU CAMEROUN</b>
MALT AND MALT FLOUR	U K	50			50	R U	MALT ET FARINE DE MALT
WHEAT FLOUR	U K	35			35	R U	FARINE DE BLE
	NORW	201			201	NORV	
	OTHER		150		150	AUTRE	
COMMODITY TOTAL		236	150		386		TOTAL DE MARCHANDISE
MISC. FOOD PREP. NES	U K	1			1	R U	DIV. PREP. ALIM. NDA
DYESTUFF, PIGMENT, PAINT	U K	1			1	R U	MAT. COLOR. PIG. PEINTURE
	OTHER		6		6	AUTRE	
COMMODITY TOTAL		1	6		7		TOTAL DE MARCHANDISE
STRUCTURAL SHAPES	U K	219			219	R U	PROFILES DE CONSTRUCT.
PIPES, TUBES; IRON, STEEL	OTHER	229			229	AUTRE	TUYAUX, TUBES; FER, ACIER
METAL FAB. BASIC PROD.	OTHER	2	10		12	AUTRE	OUVR. DE BASE EN METAL
CEMENT	U K	426			426	R U	CIMENT
TRACTORS	U K	127			127	R U	TRACTEURS
MACHINERY NES	U K	27			27	R U	MACHINES NOA
	NORW	2			2	NORV	
	OTHER	1			1	AUTRE	
COMMODITY TOTAL		30			30		TOTAL DE MARCHANDISE
EQUIPMENT MISC.	U K	19			19	R U	MATERIEL DIVERS
	OTHER	13			13	AUTRE	
COMMODITY TOTAL		32			32		TOTAL DE MARCHANDISE
PERSONAL, HOUSEHOLD GOODS	U K	15			15	R U	ART. PERS. ET MENAGERS
	OTHER	6			6	AUTRE	
COMMODITY TOTAL		21			21		TOTAL DE MARCHANDISE
MISC. END PRODUCTS NES	U K	9			9	R U	PRODUITS FINIS DIV. NDA
	OTHER	6			6	AUTRE	
COMMODITY TOTAL		15			15		TOTAL DE MARCHANDISE
GENERAL CARGO	OTHER	14			14	AUTRE	MARCHANDISES DIVERSES
COUNTRY/REGION TOTAL		1,403*	166*	*	1,569*		TOTAL DE PAYS/REGION
<b>CONGO-KINSHASA</b>							<b>CONGO-KINSHASA</b>
DAIRY PROD. EGGS, HONEY	OTHER	11			11	AUTRE	PROD. LAIT., OEUFS, MIEL
WHEAT FLOUR	OTHER		450		450	AUTRE	FARINE DE BLE
PAPER NES	U K	420			420	R U	PAPIER NDA
	OTHER	804			804	AUTRE	
COMMODITY TOTAL		1,224			1,224		TOTAL DE MARCHANDISE
MISC. END PRODUCTS NES	U K	1			1	R U	PRODUITS FINIS DIV. NDA
GENERAL CARGO	OTHER	10			10	AUTRE	MARCHANDISES DIVERSES
COUNTRY/REGION TOTAL		1,246*	450*	*	1,696*		TOTAL DE PAYS/REGION
<b>DAHOMY</b>							<b>DAHOMY</b>
WHEAT FLOUR	U K	430			430	R U	FARINE DE BLE
	OTHER		200		200	AUTRE	
COMMODITY TOTAL		430	200		630		TOTAL DE MARCHANDISE
TEXTILE FIBRES NES	U K	31			31	R U	FIBRES TEXTILES NDA
COTTON, TEXTILE WASTE	U K	43			43	R U	DECHETS DE COTON, TEXT.
BLDG. PAPER AND BOARD	U K	100			100	R U	PLAQ. CONSTR., PAP/CART.
TRACTORS	U K	163			163	R U	TRACTEURS
MACHINERY NES	U K	14			14	R U	MACHINES NDA
EQUIPMENT MISC.	U K	20			20	R U	MATERIEL DIVERS
	OTHER	18			18	AUTRE	
COMMODITY TOTAL		38			38		TOTAL DE MARCHANDISE
PERSONAL, HOUSEHOLD GOODS	U K	9			9	R U	ART. PERS. ET MENAGERS
	OTHER	5			5	AUTRE	
COMMODITY TOTAL		14			14		TOTAL DE MARCHANDISE
MISC. END PRODUCTS NES	U K	73			73	R U	PRODUITS FINIS DIV. NDA
COUNTRY/REGION TOTAL		906*	200*	*	1,106*		TOTAL DE PAYS/REGION
<b>FR. AFRICA NES</b>							<b>AFRIQUE FR. NDA</b>
VEGETABLES, DRIED	OTHER	7			7	AUTRE	LEGUMES, SECS
TRACTORS	U K	106			106	R U	TRACTEURS
MACHINERY NES	U K	30			30	R U	MACHINES NDA
RUBBER TIRES AND TUBES	U K	1			1	R U	PNEUS, CHAMBRES A AIR
MISC. END PRODUCTS NES	NETH			1	1	P. BAS	PRODUITS FINIS DIV. NDA
COUNTRY/REGION TOTAL		144*	*	1*	145*		TOTAL DE PAYS/REGION
<b>GABON REPUBLIC</b>							<b>REP. DU GABON</b>
MILK POWDER	U K	13			13	R U	LAIT EN POUSS
DAIRY PROD. EGGS, HONEY	U K	17			17	R U	PROD. LAIT., OEUFS, MIEL

TABLE 1. CARGOES LOADED AT CANADIAN PORTS FOR FOREIGN COUNTRIES.

TABLEAU 1. MARCHANDISES CHARGÉES DANS LES PORTS CANADIENS A DESTINATION DE PAYS ÉTRANGERS.

COUNTRY OF DESTINATION AND KIND OF CARGO	REGISTRY OF VESSEL	ATLANTIC ATLANTIQUE	GREAT LAKES GRANDS LACS	PACIFIC PACIFIQUE	TOTAL TOTAL	IMMATIC. DU NAVIRE	PAYS DE DESTINATION ET MARCHANDISE
<b>GABON REPUBLIC CDNT.</b>							
WHEAT FLOUR	U K	136			136	R U	REP. DU GABON SUITE
TRACTORS	U K	396			396	R U	FARINE DE BLE TRACTEURS
MACHINERY NES	U K	91			91	R U	MACHINES NDA
MOTOR VEHICLE ENGINES	U K	4			4	R U	MOTEURS DE VEH. AUTOM.
EQUIPMENT MISC.	U K	1			1	R U	MATERIEL DIVERS
PERSONAL, HOUSEHOLD GOODS	U K	5			5	R U	ART. PERS. ET MENAGERS
COUNTRY/REGION TOTAL		663*	*	*	663*		TOTAL DE PAYS/REGION
<b>IVORY COAST</b>							
MEAT AND MEAT PREP. NES	U K	2			2	R U	COTE-D'IVOIRE
DAIRY PROD. EGGS, HONEY	OTHER	44			44	AUTRE	VIANDES ET PREP. NDA
WHEAT FLOUR	U K	92			92	R U	PROD. LAIT., OEUFS, MIEL
	NORW	8			8	NORV	FARINE DE BLE
	OTHER	10	131		141	AUTRE	
COMMODITY TOTAL		110	131		241		TOTAL DE MARCHANDISE
MISC. FOOD PREP. NES	U K	2			2	R U	DIV. PREP. ALIM. NDA
TEXTILE FAB. MTL NES	LIBER	5			5	LIBER	OUVR. EN MAT. TEXT. NDA
ANIMAL OILS, EXC. MARINE	U K	1			1	R U	HUIL. ANIM. SAUF AN. MAR.
DYESTUFF, PIGMENT, PAINT	U K	2			2	R U	MAT. COLOR. PIG. PEINTURE
	OTHER		2		2	AUTRE	
COMMODITY TOTAL		2	2		4		TOTAL DE MARCHANDISE
PIPES, TUBES, IRON, STEEL	U K	4			4	R U	TUYAUX, TUBES, FER, ACIER
ALUMINUM	OTHER	3			3	AUTRE	ALUMINIUM
METAL FAB. BASIC PROD.	U K	1			1	R U	OUVR. DE BASE EN METAL
TRACTORS	U K	477			477	R U	TRACTEURS
	OTHER	10			10	AUTRE	
COMMODITY TOTAL		487			487		TOTAL DE MARCHANDISE
MACHINERY NES	U K	228			228	R U	MACHINES NDA
	OTHER	40	1		41	AUTRE	
COMMODITY TOTAL		268	1		269		TOTAL DE MARCHANDISE
EQUIPMENT MISC.	U K	34			34	R U	MATERIEL DIVERS
	OTHER	1	1		2	AUTRE	
COMMODITY TOTAL		35	1		36		TOTAL DE MARCHANDISE
PERSONAL, HOUSEHOLD GOODS	U K	7			7	R U	ART. PERS. ET MENAGERS
	LIBER	4			4	LIBER	
	OTHER	11			11	AUTRE	
COMMODITY TOTAL		22			22		TOTAL DE MARCHANDISE
MISC. END PRODUCTS NES	U K	192			192	R U	PRODUITS FINIS DIV. NDA
	NORW	98			98	NORV	
	OTHER	1			1	AUTRE	
COMMODITY TOTAL		291			291		TOTAL DE MARCHANDISE
GENERAL CARGO	U K	4			4	R U	MARCHANDISES DIVERSES
	OTHER	4			4	AUTRE	
COMMODITY TOTAL		8			8		TOTAL DE MARCHANDISE
COUNTRY/REGION TOTAL		1,285*	135*	*	1,420*		TOTAL DE PAYS/REGION
<b>LIBERIA</b>							
MEAT AND MEAT PREP. NES	OTHER	1			1	AUTRE	LIBERIA
FISH, CANNED	U K	2			2	R U	VIANDES ET PREP. NDA
MILK POWDER	U K	11			11	R U	POISSON EN BOITES
DAIRY PROD. EGGS, HONEY	OTHER		1		1	AUTRE	LAIT EN POUORE
WHEAT	NORW	204			204	NORV	PROD. LAIT., OEUFS, MIEL
WHEAT FLOUR	U K	1,766			1,766	R U	BLE
	NORW	785			785	NORV	FARINE DE BLE
	OTHER	147	2,390		2,537	AUTRE	
COMMODITY TOTAL		2,698	2,390		5,088		TOTAL DE MARCHANDISE
VEGETABLES, FROZEN	U K	4			4	R U	LEGUMES, CONGELES
VEGETABLE PREP. NES	U K	27			27	R U	PREP. DE LEGUMES NDA
	LIBER	2			2	LIBER	
	OTHER	34			34	AUTRE	
COMMODITY TOTAL		63			63		TOTAL DE MARCHANDISE
SPICES	U K	2			2	R U	EPICES
MISC. FOOD PREP. NES	U K	10			10	R U	DIV. PREP. ALIM. NDA
	OTHER		3		3	AUTRE	
COMMODITY TOTAL		10	3		13		TOTAL DE MARCHANDISE
SALT	U K	12			12	R U	SEL
FLOORING	U K	307			307	R U	LAMES POUR PARQUET
WOOD FAB. MATERIALS	U K	2			2	R U	DEMI-PRODUITS EN BOIS
PAPER NES	NORW	10			10	NORV	PAPIER NDA
TEXTILE FAB. MTL NES	NORW	55			55	NORV	OUVR. EN MAT. TEXT. NDA
EXPLOS., FUSES, CAPS	U K	87			87	R U	EXPLOS., AMORCES, DET.
FERTILIZERS NES	U K	2			2	R U	ENGRAIS CHIMIQUE NDA
PLASTIC MATERIALS	U K	2			2	R U	MATIERES PLASTIQUES
DYESTUFF, PIGMENT, PAINT	U K	28			28	R U	MAT. COLOR. PIG. PEINTURE
METAL FAB. BASIC PROD.	U K	54			54	R U	OUVR. DE BASE EN METAL
CEMENT	NORW	574			574	NORV	CIMENT
TRACTORS	U K	45			45	R U	TRACTEURS
	NORW	93			93	NORV	
COMMODITY TOTAL		138			138		TOTAL DE MARCHANDISE
MACHINERY NES	U K	1			1	R U	MACHINES NDA
TRUCKS AND CHASSIS	U K	40			40	R U	CAMIONS ET CHASSIS



TABLE 1. CARGOES LOADED AT CANADIAN PORTS FOR FOREIGN COUNTRIES.

TABLEAU 1. MARCHANDISES CHARGÉES DANS LES PORTS CANADIENS A DESTINATION DE PAYS ÉTRANGERS.

COUNTRY OF DESTINATION AND KIND OF CARGO	REGISTRY OF VESSEL	ATLANTIC ATLANTIQUE	GREAT LAKES GRANDS LACS	PACIFIC PACIFIQUE	TOTAL TOTAL	INMATIC. DU NAVIRE	PAYS DE DESTINATION ET MARCHANDISE
<b>LIBERIA CONT.</b>							<b>LIBERIA SUITE</b>
MOTOR VEHICLE ENGINES	NORW	2			2	NORV	MOTEURS DE VEH.AUTOM.
ROAD MOTOR VEH. NES	U K	24			24	R U	VEH.AUTOM.ROUTIERS NDA
EQUIPMENT MISC.	U K	5			5	R U	MATERIEL DIVERS
	OTHER		1		1	AUTRE	
COMMODITY TOTAL		5	1		6		TOTAL DE MARCHANDISE
PERSONAL,HOUSEHOLD GOODS	U K	3			3	R U	ART.PERS.ET MENAGERS
	NORW	1			1	NORV	
COMMODITY TOTAL		4			4		TOTAL DE MARCHANDISE
FIRFARMS,AMMUNITION	U K	14			14	P U	ARMES A FEU,MUNITIONS
	OTHER	4			4	AUTRE	
COMMODITY TOTAL		18			18		TOTAL DE MARCHANDISE
CONTAINERS,CLOSURES	U K	102			102	P U	CONTENEURS,FERMETURES
	OTHER	70			70	AUTRE	
COMMODITY TOTAL		172			172		TOTAL DE MARCHANDISE
MISC. END PRODUCTS NES	OTHER		4		4	AUTRE	PRODUITS FINIS DIV.NDA
GENERAL CARGO	U K	5			5	R U	MARCHANDISES DIVERSES
	NORW	1			1	NORV	
	OTHER	5			5	AUTRE	
COMMODITY TOTAL		11			11		TOTAL DE MARCHANDISE
COUNTRY/REGION TOTAL		4,543*	2,399*	*	6,942*		TOTAL DE PAYS/REGION
<b>MOROCCO WHEAT</b>							<b>MAROC BLE</b>
	GER	15,885			15,885	ALL	
	LIBER	19,376			19,376	LIBER	
	OTHER	16,135			16,135	AUTRE	
COMMODITY TOTAL		51,396			51,396		TOTAL DE MARCHANDISE
FLAXSEED	U K	2,296			2,296	R U	GRAINE DE LIN
RAPESEED	U K	4,181			4,181	R U	GRAINE DE COLZA
	GREEK			13,746	13,746	GREQC	
COMMODITY TOTAL		4,181		13,746	17,927		TOTAL DE MARCHANDISE
ASBESTOS	GER	147			147	ALL	AMIANTE
	ITALY	53			53	ITAL	
	OTHER	93			93	AUTPE	
COMMODITY TOTAL		293			293		TOTAL DE MARCHANDISE
TEXTILE FAB.MTL NES	ITALY	20			20	ITAL	OUVR.EN MAT.TEXT.NDA
	OTHER	28			28	AUTRE	
COMMODITY TOTAL		48			48		TOTAL DE MARCHANDISE
ORGANIC CHEMICALS NES	GER		237		237	ALL	PROD.CHIM.ORGAN.NDA
BRICKS,TILES NES	GER	61			61	ALL	BRIQUES,TUILES NDA
	OTHER	70			70	AUTRE	
COMMODITY TOTAL		131			131		TOTAL DE MARCHANDISE
MACHINERY NES	ITALY		2		2	ITAL	MACHINES NDA
GENERAL CARGO	GER	34			34	ALL	MARCHANDISES DIVERSES
	ITALY	49			49	ITAL	
	NORW	10			10	NORV	
	OTHER	40			40	AUTRE	
COMMODITY TOTAL		133			133		TOTAL DE MARCHANDISE
COUNTRY/REGION TOTAL		58,478*	239*	13,746*	72,463*		TOTAL DE PAYS/REGION
<b>MOZAMBIQUE</b>							<b>MOZAMBIQUE</b>
FISH,FRESH OR FROZEN	NETH			18	18	P.BAS	POISSON,FRAIS OU CONG.
FISH,CANNED	NETH			15	15	P.BAS	POISSON EN BOITES
WHEAT	GREEK			689	689	GREQC	BLE
WHEAT FLOUR	U K	56			56	R U	FARINE DE BLE
	DENMK	21			21	DANMK	
	NORW	2,365			2,365	NORV	
	JAPAN	91			91	JAPON	
	OTHER	71			71	AUTRE	
COMMODITY TOTAL		2,604			2,604		TOTAL DE MARCHANDISE
SAUSAGE SKINS,CASINGS	U K	2			2	R U	ROYAUX A SAUCISSES
	JAPAN	2			2	JAPON	
	OTHER	3			3	AUTRE	
COMMODITY TOTAL		7			7		TOTAL DE MARCHANDISE
MISC.FOOD PREP.NES	LIBER	241			241	LIBER	DIV.PREP.ALIM.NDA
GROUND CEREALS NES	NORW	150			150	NORV	CEREALES MOULUES NDA
SULPHUR IN DRES	GREEK			4,537	4,537	GREQC	SOUFRE EN MINERAL
	NORW			3,998	3,998	NORV	
COMMODITY TOTAL				8,535	8,535		TOTAL DE MARCHANDISE
LUMBER AND TIMBER	GREEK			7,013	7,013	GREQC	BOIS D'OEUVRE ET CHARP.
	NETH			9,517	9,517	P.BAS	
	NORW			14,942	14,942	NORV	
	SWEDN			10,694	10,694	SUFDE	
	LIBER			4,729	4,729	LIBER	
COMMODITY TOTAL				46,895	46,895		TOTAL DE MARCHANDISE
VENEER,PLYWOOD	GREEK			8	8	GREQC	PLACAGES,CONTRE-PLAQ.
	NETH			299	299	P.BAS	
	NORW			19	19	NORV	
	SWEDN			10	10	SUEDE	
COMMODITY TOTAL				336	336		TOTAL DE MARCHANDISE
PULP	U K	2,082			2,082	R U	PATE
	DENMK	272			272	DANMK	
	NORW	450			450	NORV	

TABLE 1. CARGOES LOADED AT CANADIAN PORTS FOR FOREIGN COUNTRIES.

TABLEAU 1. MARCHANDISES CHARGÉES DANS LES PORTS CANADIENS A DESTINATION DE PAYS ÉTRANGERS.

COUNTRY OF DESTINATION AND KIND OF CARGO	REGISTRY OF VESSEL	ATLANTIC ATLANTIQUE	GREAT LAKES GRANDS LACS	PACIFIC PACIFIQUE	TOTAL TOTAL	IMMATIC. DU NAVIRE	PAYS DE DESTINATION ET MARCHANDISE
MOZAMBIQUE	CDNT.						MOZAMBIQUE SUITE
	SWEDN			1,518	1,518	SUEDE	
	LIBER			3,225	3,225	LIBER	
	JAPAN				278	JAPON	
	OTHER				1,187	AUTRE	
COMMODITY TOTAL				4,743	9,012		TOTAL DE MARCHANDISE
NEWSPRINT PAPER	U K	278			633	R U	PAPIER JOURNAL
	GREEK	1,187		453	453	GREQO	
	NORW	633			1,364	NORV	
COMMODITY TOTAL		1,997		453	2,450		TOTAL DE MARCHANDISE
PAPER NES	U K	14			14	R U	PAPIER NDA
	NORW	69			69	NORV	
	LIBER	27			27	LIBER	
	JAPAN	44			44	JAPON	
	OTHER	20			20	AUTRE	
COMMODITY TOTAL		174			174		TOTAL DE MARCHANDISE
PAPERBOARD	LIBER	1			1	LIBER	CARTON
BLDG.PAPER AND BOARD	NORW	155			155	NORV	PLAQ.CONSTR.,PAP/CART.
	OTHER	25			25	AUTRE	
COMMODITY TOTAL		180			180		TOTAL DE MARCHANDISE
OILS,FATS,WAXES NES	OTHER	1			1	AUTRE	HUIL.MAT.GRAS.CIRE NDA
METALLIC SALTS	GREEK			3,443	3,443	GREQO	SELS METALLIQUES
ORGANIC CHEMICALS NES	NORW		200		200	NORV	PROD.CHIM.ORGAN.NDA
PLASTIC MATERIALS	U K	26			26	R U	MATIERES PLASTIQUES
	NORW	50			50	NORV	
	JAPAN	5	77		82	JAPON	
	OTHER	155			155	AUTRE	
COMMODITY TOTAL		236	77		313		TOTAL DE MARCHANDISE
ALUMINIUM	NORW	720			720	NORV	ALUMINIUM
	JAPAN	8			8	JAPON	
COMMODITY TOTAL		728			728		TOTAL DE MARCHANDISE
METAL FAB.BASIC PROD.	U K	176			176	R U	OUVR.DE BASE EN METAL
	DENMK	1			1	DANMK	
	NETH			7	7	P.BAS	
	JAPAN	1			1	JAPON	
	OTHER	1			1	AUTRE	
COMMODITY TOTAL		179		7	186		TOTAL DE MARCHANDISE
BRICKS,TILES NES	NORW	44			44	NORV	BRIQUES,TUILES NDA
NON-MET.MIN.BASIC PROD	NORW		8		8	NORV	PROD.MIN.NON-MET.BASE
TRACTORS	NORW	92			92	NORV	TRACTEURS
	JAPAN		30		30	JAPON	
COMMODITY TOTAL		92	30		122		TOTAL DE MARCHANDISE
MACHINERY NES	U K	2			2	R U	MACHINES NDA
	NETH			124	124	P.BAS	
	NORW	1	13		14	NORV	
	LIBER	5			5	LIBER	
	JAPAN	2			2	JAPON	
	OTHER	1			1	AUTRE	
COMMODITY TOTAL		11	13	124	148		TOTAL DE MARCHANDISE
PASS.AUTOS AND CHASSIS	NETH			1	1	P.BAS	VOITURES PART.,CHASSIS
TRUCKS AND CHASSIS	U K		528		528	R U	CAMIONS ET CHASSIS
	NETH			15	15	P.BAS	
COMMODITY TOTAL			528	15	543		TOTAL DE MARCHANDISE
MOTOR VEHICLE ENGINES	NETH			3	3	P.BAS	MOTEURS DE VEH.AUTOM.
	OTHER	6			6	AUTRE	
COMMODITY TOTAL		6		3	9		TOTAL DE MARCHANDISE
EQUIPMENT MISC.	NORW		52		52	NORV	MATERIEL DIVERS
	LIBER	8			8	LIBER	
	JAPAN		3		3	JAPON	
COMMODITY TOTAL		8	55		63		TOTAL DE MARCHANDISE
PERSONAL,HOUSEHOLD GOODS	NETH			9	9	P.BAS	ART.PERS.ET MENAGERS
	OTHER	1			1	AUTRE	
COMMODITY TOTAL		1		9	10		TOTAL DE MARCHANDISE
FIREARMS,AMMUNITION	JAPAN		1		1	JAPON	ARMES A FEU,MUNITIONS
CONTAINERS,CLOSURES	NORW	44			44	NORV	CONTENEURS,FERMETURES
MISC. END PRODUCTS NES	NETH			2	2	P.BAS	PRODUITS FINIS DIV.NDA
	OTHER	8			8	AUTRE	
COMMODITY TOTAL		8		2	10		TOTAL DE MARCHANDISE
GENERAL CARGO	DENMK	52			52	DANMK	MARCHANDISES DIVERSES
	NORW	89	45		134	NORV	
	JAPAN		1		1	JAPON	
	OTHER	8			8	AUTRE	
COMMODITY TOTAL		149	46		195		TOTAL DE MARCHANDISE
COUNTRY/REGION TOTAL		11,130*	958*	65,288*	77,376*		TOTAL DE PAYS/REGION
PORT. AF. NES							AF. PORT. NDA
WHEAT FLOUR	U K	2,077			2,077	P U	FARINE DE BLE
VEGETABLES, DRIED	U K	1			1	P U	LEGUMES, SECS
COUNTRY/REGION TOTAL		2,078*	*	*	2,078*		TOTAL DE PAYS/REGION
SENEGAL							SENEGAL
MILK POWDER	U K	66			66	R U	LAIT EN POWDRE
DAIRY PROD.EGGS,HONEY	OTHER		6		6	AUTRE	PPOD.LAIT.,OEUFs,MIEL

TABLE 1. CARGOES LOADED AT CANADIAN PORTS FOR FOREIGN COUNTRIES.

TABLEAU 1. MARCHANDISES CHARGÉES DANS LES PORTS CANADIENS A DESTINATION DE PAYS ÉTRANGERS.

COUNTRY OF DESTINATION AND KIND OF CARGO	REGISTRY OF VESSEL	ATLANTIC ATLANTIQUE	GREAT LAKES GRANDS LACS	PACIFIC PACIFIQUE	TOTAL TOTAL	IMMATIC. DU NAVIRE	PAYS DE DESTINATION ET MARCHANDISE
<b>SENEGAL CONT.</b>							
WHEAT	OTHER	23,143			23,143	AUTRE	SENEGAL SUITE
WHEAT FLOUR	U K	221			221	R U	BLE
VEGETABLES, DRIED	OTHER	21			21	AUTRE	FARINE DE BLE
MISC.FOOD PREP.NES	U K	2			2	R U	LEGUMES, SECS
	LIBER	2			2	LIBER	DIV.PREP.ALIM.NDA
COMMODITY TOTAL		4			4		TOTAL DE MARCHANDISE
WOOD FAB.MATERIALS	U K	26			26	R U	DEMI-PRODUITS EN BOIS
NEWSPRINT PAPER	OTHER	600			600	AUTRE	PAPIER JOURNAL
BLDG.PAPER AND BOARD	U K	185			185	R U	PLAQ.CONSTR.,PAP/CART.
BARNS AND RDDS,STEEL	U K	215			215	R U	BARRES ET TIGES ACIER
MACHINERY NES	U K	4			4	R U	MACHINES NDA
	OTHER		10		10	AUTRE	
COMMODITY TOTAL		4	10		14		TOTAL DE MARCHANDISE
EQUIPMENT MISC.	U K	2			2	R U	MATERIEL DIVERS
PERSONAL,HSEHOLD GOODS	U K	8			8	R U	ART.PERS.ET MENAGERS
	OTHER	30			30	AUTRE	
COMMODITY TOTAL		38			38		TOTAL DE MARCHANDISE
GENERAL CARGO	OTHER	2			2	AUTRE	MARCHANDISES DIVERSES
COUNTRY/REGION TOTAL		24,527*	16*	*	24,543*		TOTAL DE PAYS/REGION
<b>SPANISH AFRICA</b>							
NEWSPRINT PAPER	U K	2,653			2,653	R U	AFRIQUE ESPAG.
PAPERBOARD	NORW	731			731	NORV	PAPIER JOURNAL
							CARTON
COUNTRY/REGION TOTAL		3,384*	*	*	3,384*		TOTAL DE PAYS/REGION
<b>TOGO</b>							
MEAT AND MEAT PREP.NES	OTHER	3			3	AUTRE	TOGO
WHEAT FLOUR	U K	1,099			1,099	R U	VIANDES ET PREP.NDA
	OTHER	37	1,407		1,444	AUTRE	FARINE DE BLE
COMMODITY TOTAL		1,136	1,407		2,543		TOTAL DE MARCHANDISE
VEGETABLE PREP.NES	U K	1			1	R U	PREP. DE LEGUMES NDA
	OTHER	1			1	AUTRE	
COMMODITY TOTAL		2			2		TOTAL DE MARCHANDISE
MISC.FOOD PREP.NES	U K	2			2	R U	DIV.PREP.ALIM.NDA
TRACTORS	U K	165			165	R U	TRACTEURS
MACHINERY NES	U K	52			52	R U	MACHINES NDA
PASS.AUTOS AND CHASSIS	U K	1			1	R U	VOITURES PART.,CHASSIS
PERSONAL,HSEHOLD GOODS	U K	1			1	R U	ART.PERS.ET MENAGERS
	OTHER	4			4	AUTRE	
COMMODITY TOTAL		5			5		TOTAL DE MARCHANDISE
COUNTRY/REGION TDAL		1,366*	1,407*	*	2,773*		TOTAL DE PAYS/REGION
<b>TUNISIA</b>							
WHEAT	GREEK	3,600			3,600	GREQ	TUNISIE
	LIBER	44,821			44,821	LIBER	BLE
COMMODITY TOTAL		48,421			48,421		TOTAL DE MARCHANDISE
VEGETABLES, DRIED	GREEK	21			21	GREQ	LEGUMES, SECS
	ITALY	155			155	ITAL	
COMMODITY TOTAL		176			176		TOTAL DE MARCHANDISE
ASBESTOS	GREEK	768			768	GREQ	AMIANTE
CRUDE NON-MET.MIN.NES	GREEK	118			118	GREQ	MIN.NDN-MET.BRUTS NDA
	ITALY	120			120	ITAL	
COMMODITY TOTAL		238			238		TOTAL DE MARCHANDISE
LUMBER AND TIMBER	GER	2,163			2,163	ALL	BOIS DOEUVRE ET CHARP.
	NORW	2,069			2,069	NORV	
COMMODITY TOTAL		4,232			4,232		TOTAL DE MARCHANDISE
STRUCTURAL SHAPES	GREEK	300			300	GREQ	PROFILES DE CONSTRUCT.
GENERAL CARGO	GREEK	20			20	GREQ	MARCHANDISES DIVERSES
	ITALY	355			355	ITAL	
COMMODITY TOTAL		375			375		TOTAL DE MARCHANDISE
COUNTRY/REGIDN TDAL		54,510*	*	*	54,510*		TOTAL DE PAYS/REGION
<b>CEYLON</b>							
WHEAT FLOUR	NORW			268	268	NDRV	CEYLAN
TEXTILE FIBRES NES	U K	3			3	R U	FARINE DE BLE
ASBESTOS	U K	3,457			3,457	P U	FIBRES TEXTILES NDA
	NETH			223	223	P.BAS	AMIANTE
	NORW			221	221	NORV	
COMMODITY TOTAL		3,457		444	3,901		TOTAL DE MARCHANDISE
PULP	NETH			37	37	P.BAS	PATE
	NORW			11	11	NORV	
	JAPAN			34	34	JAPON	
COMMODITY TOTAL				82	82		TOTAL DE MARCHANDISE
NEWSPRINT PAPER	U K	5,620			5,620	R U	TOTAL DE MARCHANDISE
	NETH			1,206	1,206	P.BAS	PAPIER JOURNAL
	NORW			161	161	NORV	
	LIBER	1,114			1,114	LIBER	
COMMODITY TOTAL		6,734		1,367	8,101		TOTAL DE MARCHANDISE



TABLE 1. CARGOES LOADED AT CANADIAN PORTS FOR FOREIGN COUNTRIES.

TABLEAU 1. MARCHANDISES CHARGÉES DANS LES PORTS CANADIENS A DESTINATION DE PAYS ÉTRANGERS.

COUNTRY OF DESTINATION AND KIND OF CARGO	REGISTRY OF VESSEL	ATLANTIC ATLANTIQUE	GREAT LAKES GRANDS LACS	PACIFIC PACIFIQUE	TOTAL TOTAL	IMMATIC. DU NAVIRE	PAYS DE DESTINATION ET MARCHANDISE
<b>CEYLON CONT.</b>							<b>CEYLAN SUITE</b>
PAPER NES	NORW			1,122	1,122	NOPV	PAPIER NDA
PAPERBOARD	NETH			559	559	P.BAS	CARTON
ORGANIC CHEMICALS NES	U K	33			33	R U	PROD.CHTM.ORGAN.NDA
STRUCTURAL SHAPES	U K	23			23	R U	PROFILES DE CONSTRUCT.
ALUMINUM	U K	6			6	R U	ALUMINIUM
COPPER AND ALLOYS	U K	7			7	R U	·CUIVRE ET ALLIAGES
METAL FAB.BASIC PRDD.	U K	8			8	R U	OUVR.DE BASE EN METAL
	LIBER	3			3	LIBER	
COMMODITY TOTAL		11			11		TOTAL DE MARCHANDISE
MACHINERY NES	U K	3			3	R U	MACHINES NDA
	NETH			13	13	P.BAS	
COMMODITY TOTAL		3		13	16		TOTAL DE MARCHANDISE
PASS.AUTOS AND CHASSIS	U K	3			3	R U	VOITURES PART.,CHASSIS
MOTOR VEHICLE ENGINES	U K	1			1	R U	MOTEURS DE VEH.AUTOM.
EQUIPMENT MISC.	U K	5			5	R U	MATERIEL DIVERS
PERSONAL,HSEHOLD GOODS	U K	37			37	R U	ART.PERS.ET MENAGERS
	NETH			1	1	P.BAS	
	LIBER	6			6	LIBER	
COMMODITY TOTAL		43		1	44		TOTAL DE MARCHANDISE
MISC. END PRODUCTS NES	U K	3,021			3,021	R U	PRODUITS FINIS DIV.NDA
	NETH			5	5	P.BAS	
	JAPAN			2	2	JAPON	
COMMODITY TOTAL		3,021		7	3,028		TOTAL DE MARCHANDISE
GENERAL CARGO	U K	75			75	R U	MARCHANDISES DIVERSES
	LIBER	80			80	LIBER	
COMMODITY TOTAL		155			155		TOTAL DE MARCHANDISE
COUNTRY/REGION TOTAL		13,505*	*	3,863*	17,368*		TOTAL DE PAYS/REGION
<b>HONG KONG</b>							<b>HONG-KONG</b>
MEAT,FRESH OR FROZEN	DENMK	679			679	DANMK	VIANDE,FRAICHE / CONG.
	NORW	26		481	507	NORV	
	JAPAN		12		12	JAPON	
	U S A			207	207	E-U	
	OTHER			15	15	AUTRE	
COMMODITY TOTAL		705	12	703	1,420		TOTAL DE MARCHANDISE
MEAT,CURED	JAPAN		60		60	JAPON	VIANDE FUMEE OU SALEE
MEAT AND MEAT PREP.NES	DENMK	5			5	DANMK	VIANDES ET PREP.NDA
	NORW			1	1	NORV	
COMMODITY TOTAL		5		1	6		TOTAL DE MARCHANDISE
FISH,FRESH OR FROZEN	DENMK	24			24	DANMK	POISSON,FRAIS OU CONG.
	NORW	13		48	61	NORV	
	U S A			43	43	E-U	
COMMODITY TOTAL		37		91	128		TOTAL DE MARCHANDISE
FISH,SALTED OR CURED	LIBER			26	26	LIBER	POISSON,SALE OU FUME
	OTHER			128	128	AUTRE	
COMMODITY TOTAL				154	154		TOTAL DE MARCHANDISE
FISH,CANNED	DENMK	151			151	DANMK	POISSON EN BOITES
	NORW	20		24	44	NORV	
	OTHER			99	99	AUTRE	
COMMODITY TOTAL		171		123	294		TOTAL DE MARCHANDISE
SHELL FISH,NES	NORW			5	5	NORV	MOLLUSQUES CRUST.NDA
	OTHER			1	1	AUTRE	
COMMODITY TOTAL				6	6		TOTAL DE MARCHANDISE
MILK POWDER	DENMK	147			147	DANMK	LAIT EN POWDRE
WHEAT	NORW			17,681	17,681	NORV	BLE
MALT AND MALT FLOUR	NORW			332	332	NORV	MALT ET FARINE DE MALT
	JAPAN			662	662	JAPON	
	OTHER			111	111	AUTRE	
COMMODITY TOTAL				1,105	1,105		TOTAL DE MARCHANDISE
WHEAT FLOUR	DENMK	275			275	DANMK	FARINE DE BLE
	GER			229	229	ALL	
	NORW			2,408	2,408	NORV	
	JAPAN			85	85	JAPON	
	U S A			809	809	E-U	
	OTHER			140	140	AUTRE	
COMMODITY TOTAL		275		3,671	3,946		TOTAL DE MARCHANDISE
CEREALS MILLED,NES	OTHER			24	24	AUTRE	CEREALES MOULUES,NDA
BAKERY PROD.INC.FROZEN	U S A			1	1	E-U	PROD.BOUL.,PROD.CONG.
APPLES	GER			34	34	ALL	POMMES
	NORW			308	308	NORV	
	LIBER			316	316	LIBER	
	U S A			124	124	E-U	
	OTHER			23	23	AUTRE	
COMMODITY TOTAL				805	805		TOTAL DE MARCHANDISE
FROZEN FRUITS, BERRIES	NORW	16			16	NORV	FRUITS, BAIES CONGELES
VEGETABLES, FROZEN	NORW	189		24	213	NORV	LEGUMES, CONGELES
	U S A			19	19	E-U	
COMMODITY TOTAL		189		43	232		TOTAL DE MARCHANDISE
VEGETABLES, DRIED	DENMK	14			14	DANMK	LEGUMES, SECS
VEGETABLE PREP.NES	LIBER			7	7	LIBER	PREP. DE LEGUMES NDA
	JAPAN			4	4	JAPON	
COMMODITY TOTAL				4	11		TOTAL DE MARCHANDISE
MISC.FOOD PREP.NES	DENMK	16			16	DANMK	DIV.PREP.ALIM.NDA

TABLE 1. CARGOES LOADED AT CANADIAN PORTS FOR FOREIGN COUNTRIES.

TABLEAU 1. MARCHANDISES CHARGÉES DANS LES PORTS CANADIENS A DESTINATION DE PAYS ÉTRANGERS.

COUNTRY OF DESTINATION AND KIND OF CARGO	REGISTRY OF VESSEL	ATLANTIC ATLANTIQUE	GREAT LAKES GRANDS LACS	PACIFIC PACIFIQUE	TOTAL TOTAL	IMMATIC. DU NAVIRE	PAYS DE DESTINATION ET MARCHANDISE
HONG KONG	CONT.						HONG-KONG SUITE
	NORW	234		1	235	NORV	
	U S A			47	47	E-U	
COMMODITY TOTAL		250		48	298		TOTAL DE MARCHANDISE
CONC. COMPLETE FEEDS	DENMK	1			1	DANMK	CONC., PROV. COMPLETES
DIST. ALCOHOLIC BEV.	U K			1	1	R U	BOISS. ALCOOL. DIST.
	DENMK	84			84	DANMK	
	NETH			3	3	P. BAS	
	NORW			14	14	NORV	
	U S A			197	197	E-U	
	OTHER			5	5	AUTRE	
COMMODITY TOTAL		84		220	304		TOTAL DE MARCHANDISE
TOBACCO NES	DENMK	75			75	DANMK	TABACS NDA
RAW HIDES AND SKINS	DENMK	125			125	DANMK	PEAUX ET CUIRS BRUT
	NORW			32	32	NORV	
	JAPAN		95		95	JAPON	
COMMODITY TOTAL		125	95	32	252		TOTAL DE MARCHANDISE
CRUDE VEG. PROD. NES	NORW			23	23	NORV	PR. BRUTS ORIG. VEG. NDA
	U S A			8	8	E-U	
COMMODITY TOTAL				31	31		TOTAL DE MARCHANDISE
CRUDE WOOD MTL. NES	OTHER			34	34	AUTRE	MATIERES BOIS BRUT NDA
IRON AND STEEL SCRAP	DENMK	136			136	DANMK	DECHETS DE FER, DACIER
	LIBER			488	488	LIBER	
	JAPAN		407		407	JAPON	
COMMODITY TOTAL		136	407	488	1,031		TOTAL DE MARCHANDISE
NON-FERROUS MET. SCRAP	GER			24	24	ALL	DECHETS METAL. NON FER.
	NORW			24	24	NORV	
COMMODITY TOTAL				48	48		TOTAL DE MARCHANDISE
ASBESTOS	DENMK	5,727			5,727	DANMK	AMIANTE
	NORW			101	101	NORV	
COMMODITY TOTAL		5,727		101	5,828		TOTAL DE MARCHANDISE
CRUDE NON-MET. MIN. NES	NORW			5	5	NORV	MIN. NON-MET. BRUTS NDA
WASTE AND SCRAP NES	DENMK	130			130	DANMK	DECHETS ET REBUTS NDA
LEATHER	DENMK	250			250	DANMK	CUIR
LUMBER AND TIMBER	NORW			118	118	NORV	BOIS D'OEUVRE ET CHARRP.
	OTHER			123	123	AUTRE	
COMMODITY TOTAL				241	241		TOTAL DE MARCHANDISE
WOOD FAB. MATERIALS	DENMK	10			10	DANMK	DEMI-PRODUITS EN BOIS
PULP	NORW	24			24	NORV	PATE
	LIBER			2,745	2,745	LIBER	
COMMODITY TOTAL		24		2,745	2,769		TOTAL DE MARCHANDISE
NEWSPRINT PAPER	DENMK	10,664			10,664	DANMK	PAPIER JOURNAL
	GER			84	84	ALL	
	NORW	4,702		718	5,420	NORV	
	LIBER			5,130	5,130	LIBER	
	JAPAN			621	621	JAPON	
	U S A			823	823	E-U	
	OTHER			2,095	2,318	AUTRE	
COMMODITY TOTAL		15,589		9,471	25,060		TOTAL DE MARCHANDISE
PAPER NES	DENMK	203			203	DANMK	PAPIER NDA
	NORW	47		1,697	1,744	NORV	
	JAPAN			150	150	JAPON	
COMMODITY TOTAL		250		1,847	2,097		TOTAL DE MARCHANDISE
PAPERBOARD	DENMK	8			8	DANMK	CARTON
	JAPAN			185	185	JAPON	
COMMODITY TOTAL		8		185	193		TOTAL DE MARCHANDISE
TEXTILE FAB. MTL NES	DENMK	5			5	DANMK	OUVR. EN MAT. TEXT. NDA
VEG. OILS, FATS NES	NORW			711	711	NORV	HUIL. MAT. GRAS. VEG. NDA
METALLIC SALTS	JAPAN		6		6	JAPON	SELS METALLIQUES
INORGANIC CHEMS. NES	DENMK	34			34	DANMK	PROD. CHIM. INORG. NDA
ORGANIC CHEMICALS NES	DENMK	69			69	DANMK	PROD. CHIM. ORGAN. NDA
	NORW	365			365	NORV	
	JAPAN		1,099		1,099	JAPON	
COMMODITY TOTAL		434	1,099		1,533		TOTAL DE MARCHANDISE
SYNTHETIC RUBBER	DENMK	247			247	DANMK	CAOUTCHOUC SYNTHETIQUE
	NORW	51			51	NORV	
	JAPAN		370		370	JAPON	
COMMODITY TOTAL		298	370		668		TOTAL DE MARCHANDISE
PLASTIC MATERIALS	DENMK	1,945			1,945	DANMK	MATIERES PLASTIQUES
	NORW	921		8	929	NORV	
	JAPAN	40	1,252		1,292	JAPON	
COMMODITY TOTAL		2,906	1,252	8	4,166		TOTAL DE MARCHANDISE
DYESTUFF, PIGMENT, PAINT	DENMK	13			13	DANMK	MAT. COLOR. FIG. PEINTURE
CHEM. SPECIALTIES NES	JAPAN		1		1	JAPON	PROD. CHIM. SPECIAUX NDA
FERRO-ALLOYS	DENMK	501			501	DANMK	FERRO-ALLIAGES
	OTHER	69			69	AUTRE	
COMMODITY TOTAL		570			570		TOTAL DE MARCHANDISE
PLATE & SHEET STEEL	DENMK	560			560	DANMK	TOLES, FEUILLES DACIER
	NORW	41			41	NORV	
	JAPAN		404		404	JAPON	
COMMODITY TOTAL		601	404		1,005		TOTAL DE MARCHANDISE
WIRE	DENMK	12			12	DANMK	FIL METALLIQUE
ALUMINUM	DENMK	2,429			2,429	DANMK	ALUMINIUM
	NORW	28			28	NORV	
	LIBER			2,026	2,026	LIBER	
	JAPAN	274			431	JAPON	
	U S A			450	450	E-U	

TABLE 1. CARGOES LOADED AT CANADIAN PORTS FOR FOREIGN COUNTRIES.

TABLEAU 1. MARCHANDISES CHARGÉES DANS LES PORTS CANADIENS A DESTINATION DE PAYS ÉTRANGERS.

COUNTRY OF DESTINATION AND KIND OF CARGO	REGISTRY OF VESSEL	ATLANTIC ATLANTIQUE	GREAT LAKES GRANDS LACS	PACIFIC PACIFIQUE	TOTAL TOTAL	IMMATIC. DU NAVIRE	PAYS DE DESTINATION ET MARCHANDISE
<b>HONG KONG CONT.</b>							<b>HONG-KONG SUITE</b>
COMMODITY TOTAL		2,731		2,907	5,638		TOTAL DE MARCHANDISE
COPPER AND ALLOYS	DENMK	375			375	DANMK	CUIVRE ET ALLIAGES
LEAD AND ALLOYS	NORW U S A			38	38	NORV E-U	PLOMB ET ALLIAGES
COMMODITY TOTAL				44	44		TOTAL DE MARCHANDISE
NICKEL AND ALLOYS	DENMK	22			22	DANMK	NICKEL ET ALLIAGES
	NORW	54			54	NORV	
COMMODITY TOTAL		76			76		TOTAL DE MARCHANDISE
ZINC AND ALLOYS	NORW			1,937	1,937	NORV	ZINC ET ALLIAGES
	LIBER			469	469	LIBER	
	U S A			298	298	E-U	
	OTHER			129	129	AUTRE	
COMMODITY TOTAL				2,833	2,833		TOTAL DE MARCHANDISE
NON-FERROUS METALS NES	DENMK	67			67	DANMK	MÉTAUX NON-FERREUX NDA
METAL FAB. BASIC PRDD.	DENMK	88			88	DANMK	OUVR. DE BASE EN METAL
	NORW			3	3	NORV	
COMMODITY TOTAL		88		3	91		TOTAL DE MARCHANDISE
BRICKS, TILES NES	DENMK	303			303	DANMK	BRIQUES, TUILLES NDA
NON-MET. MIN. BASIC PRDD	OTHER			1	1	AUTRE	PROD. MIN. NON-MET. BASE
MISC. FABRICATED PRDD.	DENMK	34			34	DANMK	OUVRAGES DIVERS
MACHINERY NES	U K			1	1	R U	MACHINES NDA
	DENMK	5			5	DANMK	
	NORW	50		47	97	NORV	
	U S A			1	1	E-U	
COMMODITY TOTAL		55		49	104		TOTAL DE MARCHANDISE
RAILWAY ROLLING STOCK	LIBER			1,311	1,311	LIBER	MAT. ROUL. DE CH. DE FER
TRUCKS AND CHASSIS	NORW			5	5	NORV	CAMIONS ET CHASSIS
MOTOR VEHICLE ENGINES	NORW	50		22	72	NORV	MOTEURS DE VEH. AUTOM.
SHIPS, AIRCRAFT, MIS. VEH	JAPAN		1		1	JAPON	NAVIRES, AVIONS, VEH. DIV
RUBBER TIRES AND TUBES	DENMK	3			3	DANMK	PNEUS, CHAMBRES A AIR
EQUIPMENT MISC.	NORW	65			65	NORV	MATERIEL DIVERS
	LIBER			1	1	LIBER	
	JAPAN			1	1	JAPON	
COMMODITY TOTAL		65		2	67		TOTAL DE MARCHANDISE
PERSONAL USE WOOD GOODS	DENMK	79			79	DANMK	ART. PERS. ET MENAGERS
	NORW	3		617	620	NORV	
	JAPAN		6		6	JAPON	
	U S A			31	31	E-U	
	OTHER			8	8	AUTRE	
COMMODITY TOTAL		82	6	656	744		TOTAL DE MARCHANDISE
MISC. END PRODUCTS NES	DENMK	31			31	DANMK	PRODUITS FINIS DIV. NDA
	NORW	23			45	NORV	
	LIBER			11	11	LIBER	
	JAPAN		6		6	JAPON	
	U S A			3	3	E-U	
COMMODITY TOTAL		54	6	36	96		TOTAL DE MARCHANDISE
GENERAL CARGO	U K		3		3	R U	MARCHANDISES DIVERSES
	DENMK	409	2		411	DANMK	
	NORW			29	29	NORV	
	JAPAN	14	10		24	JAPON	
COMMODITY TOTAL		423	15	29	467		TOTAL DE MARCHANDISE
<b>COUNTRY/REGION TOTAL</b>		<b>33,497*</b>	<b>3,738*</b>	<b>48,528*</b>	<b>85,763*</b>		<b>TOTAL DE PAYS/REGION</b>
<b>INDIA</b>							<b>INDE</b>
FISH, CANNED	OTHER			3	3	AUTRE	POISSON EN BOITES
MILK POWDER	U K	56			56	R U	LAIT EN POUDRE
	LIBER	18			18	LIBER	
	OTHER	70			70	AUTRE	
COMMODITY TOTAL		144			144		TOTAL DE MARCHANDISE
WHEAT	U K	75,873			75,873	R U	BLE
	GREEK	103,476		18,704	122,180	GREQC	
	LIBER	209,840		31,373	241,213	LIBER	
	OTHER	57,793		165,889	223,682	AUTRE	
COMMODITY TOTAL		446,982		215,966	662,948		TOTAL DE MARCHANDISE
WHEAT FLOUR	OTHER	10			10	AUTRE	FARINE DE BLE
RAPESEED	U K			16,072	16,072	R U	GRAINE DE COLZA
TEXTILE FIBRES NES	U K	69			69	R U	FIBRES TEXTILES NDA
ZINC ORE AND CONC.	GREEK			10,400	10,400	GREQC	MINÉRAI, CONC. DE ZINC
ORES AND CONC. NES	OTHER			22	22	AUTRE	MINÉRAIS ET CONC. NDA
IRON AND STEEL SCRAP	U K	26			26	R U	DECHETS DE FER, D'ACIER
NON-FERROUS MET. SCRAP	OTHER	350		112	462	AUTRE	DECHETS METAL. NON FER.
COAL, BITUMINOUS	U K	158			158	R U	CHARBON BITUMINEUX
ASBESTOS	U K	6,780			6,780	R U	AMIANTE
	LIBER	1,065			1,065	LIBER	
	OTHER	6,185		7,792	13,977	AUTRE	
COMMODITY TOTAL		14,030		7,792	21,822		TOTAL DE MARCHANDISE
SULPHUR IN ORES	U K			12,815	12,815	R U	SOUFRE EN MINÉRAI
	GREEK			114,000	114,000	GREQC	
	LIBER			107,813	107,813	LIBER	
	JAPAN			13,445	13,445	JAPON	
	OTHER			34,375	34,375	AUTRE	
COMMODITY TOTAL				282,448	282,448		TOTAL DE MARCHANDISE
COTTON, TEXTILE WASTE	U K	23			23	R U	DECHETS DE COTON, TEXT.
	LIBER	22			22	LIBER	



TABLE 1. CARGOES LOADED AT CANADIAN PORTS FOR FOREIGN COUNTRIES.

TABLEAU 1. MARCHANDISES CHARGÉES DANS LES PORTS CANADIENS A DESTINATION DE PAYS ÉTRANGERS.

COUNTRY OF DESTINATION AND KIND OF CARGO	REGISTRY OF VESSEL	ATLANTIC ATLANTIQUE	GREAT LAKES GRANDS LACS	PACIFIC PACIFIQUE	TOTAL TOTAL	IMMATIC. DU NAVIRE	PAYS DE DESTINATION ET MARCHANDISE
INDIA	CONT.						INDE
	OTHER	281		72	353	AUTRE	SUITE
COMMODITY TOTAL		326		72	398		TOTAL DE MARCHANDISE
PULP	OTHER			8,125	8,125	AUTRE	PATE
NEWSPRINT PAPER	U K	12,263			12,263	R U	PAPIER JOURNAL
	LIBER	370			370	LIBER	
	OTHER	26,836		30,968	57,804	AUTRE	
COMMODITY TOTAL		39,469		30,968	70,437		TOTAL DE MARCHANDISE
TEXTILE FAB.MTL NES	U K	118			118	R U	OUVR. EN MAT. TEXT. NDA
	OTHER	35			35	AUTRE	
COMMODITY TOTAL		153			153		TOTAL DE MARCHANDISE
OILS, FATS, WAXES NES	OTHER	346			346	AUTRE	HUIL. MAT. GRAS. CIRE NDA
METALLIC SALTS	U K	295			295	R U	SELS METALLIQUES
	LIBER	422			422	LIBER	
COMMODITY TOTAL		717			717		TOTAL DE MARCHANDISE
INORGANIC CHEMS. NES	U K	2,003			2,003	R U	PROD. CHIM. INDRG. NDA
	OTHER	532		728	1,260	AUTRE	
COMMODITY TOTAL		2,535		728	3,263		TOTAL DE MARCHANDISE
ORGANIC CHEMICALS NES	U K	187			187	R U	PROD. CHIM. ORGAN. NDA
	OTHER	136	17	222	375	AUTRE	
COMMODITY TOTAL		323	17	222	562		TOTAL DE MARCHANDISE
POTASH	GREEK			11,421	11,421	GRECQ	POTASSE
	LIBER			59,370	59,370	LIBER	
	OTHER			87,077	87,077	AUTRE	
COMMODITY TOTAL				157,868	157,868		TOTAL DE MARCHANDISE
FERTILIZERS NES	GREEK			13,538	13,538	GRECQ	ENGRAIS CHIMIQUE NDA
	LIBER			27,016	27,016	LIBER	
	OTHER			50,760	50,760	AUTRE	
COMMODITY TOTAL				91,314	91,314		TOTAL DE MARCHANDISE
SYNTHETIC RUBBER	U K	4			4	R U	CAOUTCHOUC SYNTHETIQUE
	OTHER	648	1,219		1,867	AUTRE	
COMMODITY TOTAL		652	1,219		1,871		TOTAL DE MARCHANDISE
PLASTIC MATERIALS	U K	1			1	R U	MATIERES PLASTIQUES
	OTHER	116		5	121	AUTRE	
COMMODITY TOTAL		117		5	122		TOTAL DE MARCHANDISE
CHEM. SPECIALTIES NES	OTHER			2	2	AUTRE	PROD. CHIM. SPECIAUX NDA
FERRO-ALLOYS	OTHER	172			172	AUTRE	FERR. ALLIAGES
BAR AND RODS, STEEL	OTHER	680			680	AUTRE	BARRES ET TIGES ACIER
PLATE & SHEET STEEL	U K	5			5	R U	TOLES, FEUILLES D'ACIER
	OTHER	195	1,105	1	1,301	AUTRE	
COMMODITY TOTAL		200	1,105	1	1,306		TOTAL DE MARCHANDISE
STRUCTURAL SHAPES	U K	1,922			1,922	R U	PROFILES DE CONSTRUCT.
	OTHER	104		1	105	AUTRE	
COMMODITY TOTAL		2,026		1	2,027		TOTAL DE MARCHANDISE
PIPES, TUBES, IRON, STEEL	OTHER	5,460			5,460	AUTRE	TUYAUX, TUBES: FER, ACIER
ALUMINUM	U K	1,478			1,478	R U	ALUMINIUM
	LIBER	77			77	LIBER	
	OTHER	418			418	AUTRE	
COMMODITY TOTAL		1,973			1,973		TOTAL DE MARCHANDISE
COPPER AND ALLOYS	U K	713			713	R U	CUIVRE ET ALLIAGES
	OTHER	2,203			2,203	AUTRE	
COMMODITY TOTAL		2,916			2,916		TOTAL DE MARCHANDISE
LEAD AND ALLOYS	U K	2,664			2,664	R U	PLOMB ET ALLIAGES
	LIBER	21			21	LIBER	
	OTHER	200		9,230	9,430	AUTRE	
COMMODITY TOTAL		2,885		9,230	12,115		TOTAL DE MARCHANDISE
NICKEL AND ALLOYS	U K	119			119	R U	NICKEL ET ALLIAGES
	OTHER	1,103		1,116	2,219	AUTRE	
COMMODITY TOTAL		1,222		1,116	2,338		TOTAL DE MARCHANDISE
ZINC AND ALLOYS	U K	6,456			6,456	R U	ZINC ET ALLIAGES
	LIBER	2,209			2,209	LIBER	
	OTHER	10,533	115	5,317	15,965	AUTRE	
COMMODITY TOTAL		19,198	115	5,317	24,630		TOTAL DE MARCHANDISE
NON-FERROUS METALS NES	OTHER		589		589	AUTRE	METAUX NON-FERREUX NDA
METAL FAB. BASIC PROD.	OTHER	371			371	AUTRE	OUVR. DE BASE EN METAL
NON-MET. MIN. BASIC PROD	U K	91			91	R U	PROD. MIN. NON-MET. BASE
MACHINERY NES	U K	166			166	R U	MACHINES NDA
	OTHER	811	1	8	820	AUTRE	
COMMODITY TOTAL		977	1	8	986		TOTAL DE MARCHANDISE
RAILWAY ROLLING STOCK	OTHER	35			35	AUTRE	MAT. ROUL. DE CH. DE FER
PASS. AUTOS AND CHASSIS	U K	98			98	R U	VOITURES PART., CHASSIS
	LIBER	13			13	LIBER	
	OTHER			1	1	AUTRE	
COMMODITY TOTAL		111		1	112		TOTAL DE MARCHANDISE
TRUCKS AND CHASSIS	OTHER	30			30	AUTRE	CAMIONS ET CHASSIS
MOTOR VEHICLE ENGINES	U K	7			7	R U	MOTEURS DE VEH. AUTOM.
	OTHER	13			14	AUTRE	
COMMODITY TOTAL		20		1	21		TOTAL DE MARCHANDISE
SHIPS, AIRCRAFT, MIS. VEH	OTHER		8		8	AUTRE	NAVIRES, AVIONS, VEH. DIV
RUBBER TIRES AND TUBES	OTHER	22			22	AUTRE	PNEUS, CHAMBRES A AIR
EQUIPMENT MISC.	U K	295			295	R U	MATERIEL DIVERS
	OTHER	483	3	20	506	AUTRE	
COMMODITY TOTAL		778	3	20	801		TOTAL DE MARCHANDISE
PERSONAL, HOUSEHOLD GOODS	U K	86			86	R U	ART. PERS. ET MENAGERS
	OTHER	21		45	66	AUTRE	
COMMODITY TOTAL		107		45	152		TOTAL DE MARCHANDISE
FIREARMS, AMMUNITION	OTHER	157			157	AUTRE	ARMES A FEU, MUNITIONS

TABLE 1. CARGOES LOADED AT CANADIAN PORTS FOR FOREIGN COUNTRIES.

TABLÉAU 1. MARCHANDISES CHARGÉES DANS LES PORTS CANADIENS À DESTINATION DE PAYS ÉTRANGERS.

COUNTRY OF DESTINATION AND KIND OF CARGO	REGISTRY OF VESSEL	ATLANTIC ATLANTIQUE	GREAT LAKES GRANDS LACS	PACIFIC PACIFIQUE	TOTAL TOTAL	IMMATIC. DU NAVIRE	PAYS DE DESTINATION ET MARCHANDISE
<b>INDIA</b>							<b>INDE</b>
CONTAINERS, CLOSURES	OTHER	64			64	AUTRE	SUITE
MISC. END PRODUCTS NES	U K	2,497			2,497	R U	CONTENEURS, FERMETURES
	OTHER	13		5	18	AUTRE	PRD. FINIS DIV. NDA
COMMODITY TOTAL		2,510		5	2,515		TOTAL DE MARCHANDISE
GENERAL CARGO	U K	422			422	R U	MARCHANDISES DIVERSES
	LIBER	1,512			1,512	LIBER	
	OTHER	903		18	921	AUTRE	
COMMODITY TOTAL		2,837		18	2,855		TOTAL DE MARCHANDISE
COUNTRY/REGION TOTAL		551,249*	3,057*	837,882*	1,392,188*		TOTAL DE PAYS/REGION
<b>MALAYSLA</b>							<b>MALAISIE</b>
MEAT AND MEAT PREP. NES	DENMK	6			6	DANMK	VIANDES ET PREP. NDA
FISH, FRESH OR FROZEN	NORW			11	11	NORW	POISSON, FRAIS DU CONG.
MILK POWDER	DENMK	20			20	DANMK	LAIT EN POUFRE
DAIRY PROD. EGGS, HONEY	DENMK	63			63	DANMK	PRD. LAIT., OEUFS, MIEL
	NORW			603	603	NORW	
COMMODITY TOTAL		63		603	666		TOTAL DE MARCHANDISE
WHEAT	GREEK			1,862	1,862	GRECO	BLE
	NORW			7,000	7,000	NORW	
COMMODITY TOTAL				8,862	8,862		TOTAL DE MARCHANDISE
VEGETABLE PREP. NES	DENMK	7			7	DANMK	PREP. DE LEGUMES NDA
MISC. FOOD PREP. NES	NORW	1		6	7	NORW	DIV. PREP. ALIM. NDA
GROUND CEREALS NES	NORW	32			32	NORW	CEREALES MOULUES NDA
CONC. COMPLETE FEEDS	NORW	67			67	NORW	CONC., PROV. COMPLETES
DIST. ALCOHOLIC BEV.	DENMK	2			2	DANMK	BOISS. ALCOOL. DIST.
	NORW			8	8	NORW	
COMMODITY TOTAL		2		8	10		TOTAL DE MARCHANDISE
TOBACCO NES	DENMK	23			23	DANMK	TARACS NDA
	NORW	19			19	NORW	
COMMODITY TOTAL		42			42		TOTAL DE MARCHANDISE
ASBESTOS	DENMK	3,463			3,463	DANMK	AMIANTE
	NORW	2,106		2,784	4,890	NORW	
	JAPAN			566	566	JAPON	
COMMODITY TOTAL		5,569		3,350	8,919		TOTAL DE MARCHANDISE
WASTE AND SCRAP NES	DENMK	1,014			1,014	DANMK	DECHETS ET REBUTS NDA
	NORW	342			342	NORW	
COMMODITY TOTAL		1,356			1,356		TOTAL DE MARCHANDISE
NEWSPRINT PAPER	DENMK	16,667			16,667	DANMK	PAPIER JOURNAL
	GER			505	505	ALL	
	NETH			526	526	P. BAS	
	NORW	7,412		2,465	9,877	NORW	
	JAPAN			1,118	1,118	JAPON	
	OTHER			1,354	1,354	AUTRE	
COMMODITY TOTAL		24,079		5,968	30,047		TOTAL DE MARCHANDISE
PAPER NES	DENMK	42			42	DANMK	PAPIER NDA
	GER			680	680	ALL	
	JAPAN			16	16	JAPON	
COMMODITY TOTAL		42		696	738		TOTAL DE MARCHANDISE
PAPERBOARD	DENMK	1			1	DANMK	CARTON
	JAPAN			5	5	JAPON	
COMMODITY TOTAL		1		5	6		TOTAL DE MARCHANDISE
METALLIC SALTS	NORW			232	232	NORW	SELS METALLIQUES
ORGANIC CHEMICALS NES	GER			3	3	ALL	PROD. CHIM. ORGAN. NDA
SYNTHETIC RUBBER	NORW	28			28	NORW	CAOUTCHOUC SYNTHETIQUE
PLASTIC MATERIALS	DENMK	3			3	DANMK	MATIERES PLASTIQUES
WIRE	NORW			41	41	NORW	FIL METALLIQUE
ALUMINUM	DENMK	473			473	DANMK	ALUMINIUM
	NORW			250	250	NORW	
	LIBER			300	300	LIBER	
	JAPAN			551	551	JAPON	
COMMODITY TOTAL		473		1,101	1,574		TOTAL DE MARCHANDISE
COPPER AND ALLOYS	GER			3	3	ALL	CUIVRE ET ALLIAGES
ZINC AND ALLOYS	DENMK	356			356	DANMK	ZINC ET ALLIAGES
	NORW			83	83	NORW	
COMMODITY TOTAL		356		83	439		TOTAL DE MARCHANDISE
NON-FERROUS METALS NES	DENMK	51			51	DANMK	METAUX NON-FERREUX NDA
METAL FAB. BASIC PROD.	DENMK	1			1	DANMK	OUVR. DE BASE EN METAL
	NORW			4	4	NORW	
COMMODITY TOTAL		1		4	5		TOTAL DE MARCHANDISE
BRICKS, TILES NES	DENMK	20			20	DANMK	BRICKES, TUILLES NDA
MISC. FABRICATED PROD.	DENMK	11			11	DANMK	OUVRAGES DIVERS
TRACTORS	NORW			19	19	NORW	TRACTEURS
MACHINERY NES	NETH			1	1	P. BAS	MACHINES NDA
	NORW	2		234	236	NORW	
	JAPAN			7	7	JAPON	
COMMODITY TOTAL		2		242	244		TOTAL DE MARCHANDISE
TRUCKS AND CHASSIS	NORW			178	178	NORW	CAMIONS ET CHASSIS
MOTOR VEHICLE ENGINES	DENMK	24			24	DANMK	MOTEURS DE VEH. AUTOM.
MOTOR VEH. NES	NORW			57	57	NORW	VEH. AUTOM. DIVERSES NDA
SHIPS, AIRCRAFT, MIS. VEH	DENMK	1			1	DANMK	NAVIRES, AVIONS, VEH. DIV
EQUIPMENT MISC.	DENMK	5			5	DANMK	MATERIEL DIVERS
PERSONAL, HOUSEHOLD GOODS	DENMK	31			31	DANMK	ART. PERS. ET MENAGERS
	NETH			1	1	P. BAS	
	NORW			6	6	NORW	

TABLE 1. CARGES LOADED AT CANADIAN PORTS FOR FOREIGN COUNTRIES.

TABLEAU 1. MARCHANDISES CHARGÉES DANS LES PORTS CANADIENS A DESTINATION DE PAYS ÉTRANGERS.

COUNTRY OF DESTINATION AND KIND OF CARGO	REGISTRY OF VESSEL	ATLANTIC ATLANTIQUE	GREAT LAKES GRANDS LACS	PACIFIC PACIFIQUE	TOTAL TOTAL	IMMATIC. DU NAVIRE	PAYS DE DESTINATION ET MARCHANDISE
<b>MALAYSIA CONT.</b>							
COMMODITY TOTAL		31		7	38		MALAISIE SUITE
MISC. END PRODUCTS NES	DENMK	20			20	DANMK	TOTAL DE MARCHANDISE
	NORV			6	6	NORV	PRODUITS FINIS DIV.NDA
COMMODITY TOTAL		20		6	26		TOTAL DE MARCHANDISE
GENERAL CARGO	DENMK	83			83	DANMK	MARCHANDISES DIVERSES
	NORV			11	11	NORV	
	JAPAN		1		1	JAPON	
COMMODITY TOTAL		83	1	11	95		TOTAL DE MARCHANDISE
COUNTRY/REGION TOTAL		32,396*	1*	21,496*	53,893*		TOTAL DE PAYS/REGION
<b>PAKISTAN</b>							
MILK POWDER	OTHER	1,027			1,027	AUTRE	LAIT EN POUORE
DAIRY PROD. EGGS, HONEY	OTHER	111			111	AUTRE	PROD. LAIT., OEUF, MIEL
WHEAT	U K	31,572			31,572	R U	BLE
	GER	15,792			15,792	ALL	
	GREEK	26,089		13,860	39,949	GREQC	
	NETH	21,000			21,000	P.BAS	
	CAN	9,778			9,778	CAN	
	OTHER	26,219			26,219	AUTRE	
COMMODITY TOTAL		130,450		13,860	144,310		TOTAL DE MARCHANDISE
WHEAT FLOUR	NETH			15	15	P.BAS	FARINE DE BLE
	NORV			20	20	NORV	
COMMODITY TOTAL				35	35		TOTAL DE MARCHANDISE
RAPESEED	NETH			28,729	28,729	P.BAS	GRAINE DE COLZA
ASBESTOS	U K	40			40	R U	AMIANTE
	NETH			1,676	1,676	P.BAS	
	NORV			700	700	NORV	
	JAPAN			1,436	1,436	JAPON	
	OTHER	606			606	AUTRE	
COMMODITY TOTAL		646		3,812	4,458		TOTAL DE MARCHANDISE
SULPHUR IN DRES	GREEK			12,304	12,304	GREQC	SOUFRE EN MINERAI
RUBBER FAB. MATERIALS	OTHER	14			14	AUTRE	DEMI-PROD. CAOUTCHOUC
RULP	U K	3,941			3,941	R U	PATE
	LIBER			6,967	6,967	LIBER	
	U S A			3,913	3,913	E-U	
	OTHER	16,657			16,657	AUTRE	
COMMODITY TOTAL		20,598		10,880	31,478		TOTAL DE MARCHANDISE
NEWSPRINT PAPER	U K	1,950			1,950	R U	PAPIER JOURNAL
	GREEK			1,366	1,366	GREQC	
	LIBER	2,371			2,371	LIBER	
	OTHER	1,120			1,120	AUTRE	
COMMODITY TOTAL		5,441		1,366	6,807		TOTAL DE MARCHANDISE
PAPER NES	NETH			10	10	P.BAS	PAPIER NDA
	NORV			3	3	NORV	
	JAPAN			5	5	JAPON	
COMMODITY TOTAL				18	18		TOTAL DE MARCHANDISE
PAPERBOARD	OTHER	1,435			1,435	AUTRE	CARTON
ANIMAL OILS, EXC. MARINE	GREEK			848	848	GREQC	HUIL. ANIM. SAUF AN. MAR.
	OTHER	1,732			1,732	AUTRE	
COMMODITY TOTAL		1,732		848	2,580		TOTAL DE MARCHANDISE
OILS, FATS, WAXES NES	U K	4			4	R U	HUIL. MAT. GRAS. CIRE NDA
ORGANIC CHEMICALS NES	U K	8			8	R U	PROD. CHIM. ORGAN. NDA
POTASH	GREEK			27,742	27,742	GREQC	POTASSE
FERTILIZERS NES	LIBER			31,021	31,021	LIBER	ENGRAIS CHIMIQUE NDA
	PANAM			10,449	10,449	PANAM	
	OTHER	1,700		8,400	10,100	AUTRE	
COMMODITY TOTAL		1,700		49,870	51,570		TOTAL DE MARCHANDISE
AGRICULTURAL CHEMICALS	OTHER	8			8	AUTRE	PROD. CHIM. AGRICOLES
SYNTHETIC RUBBER	OTHER	2,965			2,965	AUTRE	CAOUTCHOUC SYNTHETIQUE
PLASTIC MATERIALS	U K	1			1	R U	MATIERES PLASTIQUES
DYESTUFF, PIGMENT, PAINT	OTHER	5			5	AUTRE	MAT. COLOR. PIG. PEINTURE
CHEM. SPECIALTIES NES	OTHER	3			3	AUTRE	PROD. CHIM. SPECIAUX NDA
PETROL. COAL PROD. NES	OTHER	2			2	AUTRE	DERIVE PETR. CHARB. NDA
FERRO-ALLOYS	OTHER	390			390	AUTRE	FERRO-ALLIAGES
PLATE & SHEET STEEL	U K	4			4	R U	TOLES, FEUILLES D'ACTIER
	LIBER	58			58	LIBER	
	OTHER	25			25	AUTRE	
COMMODITY TOTAL		87			87		TOTAL DE MARCHANDISE
STRUCTURAL SHAPES	OTHER	2,431			2,431	AUTRE	PROFILES DE CONSTRUCT.
RAILS & TRACK MATERIAL	OTHER	34			34	AUTRE	RAILS, MAT. VOIE FERREE
PIPES, TUBES: IRON, STEEL	U K	2			2	R U	TUYAUX, TUBES: FER, ACTIER
ALUMINUM	OTHER	8,821			8,821	AUTRE	ALUMINIUM
COPPER AND ALLOYS	U K	11			11	R U	CUIVRE ET ALLIAGES
	LIBER	11			11	LIBER	
	OTHER	3,447			3,447	AUTRE	
COMMODITY TOTAL		3,469			3,469		TOTAL DE MARCHANDISE
LEAD AND ALLOYS	OTHER	1,250			1,250	AUTRE	PLOMB ET ALLIAGES
NICKEL AND ALLOYS	NETH			2	2	P.BAS	NICKEL ET ALLIAGES
	NORV			1	1	NORV	
COMMODITY TOTAL				3	3		TOTAL DE MARCHANDISE
ZINC AND ALLOYS	OTHER	3,969			3,969	AUTRE	ZINC ET ALLIAGES
METAL FAB. BASIC PROD.	U K	25			25	R U	UNV. DE BASE EN METAL
	GREEK			21	21	GREQC	
	LIBER	8			8	LIBER	



TABLE 1. CARGOES LOADED AT CANADIAN PORTS FOR FOREIGN COUNTRIES.

TABEAU 1. MARCHANDISES CHARGÉES DANS LES PORTS CANADIENS A DESTINATION DE PAYS ÉTRANGERS.

COUNTRY OF DESTINATION AND KIND OF CARGO	REGISTRY OF VESSEL	ATLANTIC ATLANTIQUE	GREAT LAKES GRANDS LACS	PACIFIC PACIFIQUE	TOTAL TOTAL	IMMATIC. DU NAVIRE	PAYS DE DESTINATION ET MARCHANDISE
<b>PAKISTAN CONT.</b>							<b>PAKISTAN SUITE</b>
COMMODITY TOTAL	OTHER	2			2	AUTRE	TOTAL DE MARCHANDISE
BUILDING BRICK, CLAY	OTHER	35		21	56	AUTRE	BRIQ.A BATIR ARGILE
BRICKS, TILES NES	U K	174			310	R U	BRIQUES, TUILLES NDA
MACHINERY NES	U K	32			174	R U	MACHINES NDA
	NETH			30	32	P.BAS	
	NORW			22	30	NORV	
	LIBER	16			22	LIBER	
	JAPAN			12	16	JAPON	
	OTHER	135			12	AUTRE	
COMMODITY TOTAL		183		64	135		TOTAL DE MARCHANDISE
RAILWAY ROLLING STOCK	OTHER	1,996			247	AUTRE	MAT.ROUL.DE CH.DE FER
PASS.AUTOS AND CHASSIS	U K	14			1,996	R U	VOITURES PART.,CHASSIS
	NETH			1	14	P.BAS	
	OTHER	3			1	AUTRE	
COMMODITY TOTAL		17		1	3		TOTAL DE MARCHANDISE
TRUCKS AND CHASSIS	U K	383			18	R U	CAMIONS ET CHASSIS
	OTHER	2			383	AUTRE	
COMMODITY TOTAL		385			2		TOTAL DE MARCHANDISE
MOTOR VEHICLE ENGINES	U K	7			385	R U	MOTEURS DE VEH.AUTOM.
	OTHER	53			7	AUTRE	
COMMODITY TOTAL		60			60		TOTAL DE MARCHANDISE
ROAD MOTOR VEH. NES	OTHER	13			13	AUTRE	VEH.AUTOM.ROUTIERS NDA
SHIPS, AIRCRAFT, MIS.VEH	OTHER	19			19	AUTRE	NAVIRES, AVIONS, VEH.DIV
RUBBER TIRES AND TUBES	OTHER	1			1	AUTRE	PNEUS, CHAMBRES A AIR
EQUIPMENT MISC.	U K	64			64	R U	MATERIEL DIVERS
	LIBER	28			28	LIBER	
	OTHER	2			2	AUTRE	
COMMODITY TOTAL		94			94		TOTAL DE MARCHANDISE
PERSONAL, HOUSEHOLD GOODS	U K	1,355			1,355	R U	ART.PERS.ET MENAGERS
	NETH			14	14	P.BAS	
	NORW			2	2	NORV	
	LIBER	283			283	LIBER	
	OTHER	7			7	AUTRE	
COMMODITY TOTAL		1,645		16	1,661		TOTAL DE MARCHANDISE
MISC. END PRODUCTS NES	U K	6			6	R U	PRODUITS FINIS DIV.NDA
	NETH			2	2	P.BAS	
	JAPAN			1	1	JAPON	
	OTHER	56			56	AUTRE	
COMMODITY TOTAL		62		3	65		TOTAL DE MARCHANDISE
GENERAL CARGO	U K	551			551	R U	MARCHANDISES DIVERSES
	NETH			1	1	P.BAS	
	LIBER	84			84	LIBER	
COMMODITY TOTAL		635		1	636		TOTAL DE MARCHANDISE
<b>COUNTRY/REGION TOTAL</b>		<b>192,233*</b>	<b>*</b>	<b>149,573*</b>	<b>341,806*</b>		<b>TOTAL DE PAYS/REGION</b>
<b>SINGAPORE</b>							<b>SINGAPOUR</b>
MEAT, FRESH OR FROZEN	DENMK	24			24	DANMK	VIANDE,FRAICHE / CONG.
	NORW			44	44	NORV	
COMMODITY TOTAL		24		44	68		TOTAL DE MARCHANDISE
MEAT AND MEAT PREP.NES	DENMK	5			5	DANMK	VIANDES ET PREP.NDA
FISH, FRESH OR FROZEN	NORW			56	56	NORV	POISSON,FRAIS OU CONG.
FISH,CANNED	DENMK	11			11	DANMK	POISSON EN BOITES
	NORW			46	46	NORV	
COMMODITY TOTAL		11		46	57		TOTAL DE MARCHANDISE
MILK POWDER	DENMK	182			182	DANMK	LAIT EN POWDRE
DAIRY PROD.,EGGS,HONEY	DENMK	943			943	DANMK	PROD.LAIT.,OEUFs,MIEL
BARLEY	NORW			2	2	NORV	ORGE
WHEAT	GER			1,680	1,680	ALL	BLE
	NORW			5,253	5,253	NORV	
	JAPAN			1,607	1,607	JAPON	
COMMODITY TOTAL				8,540	8,540		TOTAL DE MARCHANDISE
WHEAT FLOUR	DENMK	75			75	DANMK	FARINE DE BLE
	NORW			1,067	1,098	NORV	
COMMODITY TOTAL		106		1,067	1,173		TOTAL DE MARCHANDISE
APPLES	GER			11	11	ALL	POMMES
	NORW			24	24	NORV	
COMMODITY TOTAL				35	35		TOTAL DE MARCHANDISE
FRUITS, PREP. CANNED	DENMK	2			2	DANMK	FRUITS PREP. EN BOITE
VEGETABLES, FROZEN	NORW			20	20	NORV	LEGUMES, CONGELES
VEGETABLE PREP.NES	DENMK	27			27	DANMK	PREP. DE LEGUMES NDA
	NORW			5	5	NORV	
COMMODITY TOTAL		27		5	32		TOTAL DE MARCHANDISE
MISC.FOOD PREP.NES	DENMK	2			2	DANMK	DIV.PREP.ALIM.NDA
	NORW	318			318	NORV	
COMMODITY TOTAL		320			320		TOTAL DE MARCHANDISE
CONC.COMPLETE FEEDS	NORW			3	3	NORV	CONC.,PROV.COMPLETES
DIST.ALCOHOLIC BEV.	DENMK	33			33	DANMK	BOISS.ALCOOL.DIST.
	NORW			20	20	NORV	
COMMODITY TOTAL		33		20	53		TOTAL DE MARCHANDISE
TOBACCO NES	DENMK	60			60	DANMK	TABACS NDA
IRON AND STEEL SCRAP	DENMK	346			346	DANMK	DECHETS DE FER, DACIER
ASBESTOS	DENMK	2,307			2,307	DANMK	AMIANTE
	NORW	975		225	1,200	NORV	

TABLE 1. CARGOES LOADED AT CANADIAN PORTS FOR FOREIGN COUNTRIES.

TABLEAU 1. MARCHANDISES CHARGÉES DANS LES PORTS CANADIENS A DESTINATION DE PAYS ÉTRANGERS.

COUNTRY OF DESTINATION AND KIND OF CARGO	REGISTRY OF VESSEL	ATLANTIC ATLANTIQUE	GREAT LAKES GRANDS LACS	PACIFIC PACIFIQUE	TOTAL TOTAL	IMMATIC. DU NAVIRE	PAYS DE DESTINATION ET MARCHANDISE
SINGAPORE CONT.							SINGAPOUR SUITE
COMMODITY TOTAL		3,282		225	3,507		TOTAL DE MARCHANDISE
WASTE AND SCRAP NES	DENMK	424			424	DANMK	DECHETS ET REBUTS NDA
	NORV	304			304	NORV	
COMMODITY TOTAL		728			728		TOTAL DE MARCHANDISE
LEATHER	DENMK	4			4	DANMK	CUIR
PULP	NORV			161	161	NORV	PATE
	OTHER			117	117	AUTRE	
COMMODITY TOTAL				278	278		TOTAL DE MARCHANDISE
NEWSPRINT PAPER	DENMK	5,159			5,159	DANMK	PAPIER JOURNAL
	GER			1,395	1,395	ALL	
	NETH			359	359	P.BAS	
	NORV	4,890		2,705	7,595	NORV	
	JAPAN			435	435	JAPON	
	OTHER			7,792	7,792	AUTRE	
COMMODITY TOTAL		10,049		12,686	22,735		TOTAL DE MARCHANDISE
PAPER NES	DENMK	270			270	DANMK	PAPIER NDA
	NORV	19		39	58	NORV	
	OTHER	5			5	AUTRE	
COMMODITY TOTAL		294		39	333		TOTAL DE MARCHANDISE
PAPERBOARD	JAPAN			39	39	JAPON	CARTON
TEXTILE FAB.MTL NES	OTHER			6	6	AUTRE	OUVR.EN MAT.TEXT.NDA
ANIMAL OILS,EXC.MARINE	NORV			10	10	NORV	HUIL.ANIM.SAUF AN.MAR.
METALLIC SALTS	DENMK	16			16	DANMK	SELS METALLIQUES
	NORV			58	58	NORV	
COMMODITY TOTAL		16		58	74		TOTAL DE MARCHANDISE
INORGANIC CHEMS. NES	NORV			11	11	NORV	PROD.CHIM.INORG.NDA
	OTHER			4	4	AUTRE	
COMMODITY TOTAL				15	15		TOTAL DE MARCHANDISE
ORGANIC CHEMICALS NES	DENMK	42			42	DANMK	PROD.CHIM.ORGAN.NDA
POTASH	GREEK			2,240	2,240	GRECO	POTASSE
SYNTHETIC RUBBER	DENMK	11			11	DANMK	CAOUTCHOUC SYNTHETIQUE
	NORV	44			44	NORV	
COMMODITY TOTAL		55			55		TOTAL DE MARCHANDISE
PLASTIC MATERIALS	DENMK	26			26	DANMK	MATIERES PLASTIQUES
FERRO-ALLOYS	DENMK	621			621	DANMK	FERRO-ALLIAGES
PLATE & SHEET STEEL	DENMK	47			47	DANMK	TOLES,FEUILLES D'ACIER
STRUCTURAL SHAPES	NORV			2	2	NORV	PROFILES DE CONSTRUCT.
ALUMINIUM	DENMK	124			124	DANMK	ALUMINIUM
	NORV			81	81	NORV	
	JAPAN			181	181	JAPON	
COMMODITY TOTAL		124		262	386		TOTAL DE MARCHANDISE
COPPER AND ALLOYS	DENMK	74			74	DANMK	CUivre ET ALLIAGES
	NORV			21	21	NORV	
COMMODITY TOTAL		74		21	95		TOTAL DE MARCHANDISE
NICKEL AND ALLOYS	OTHER			5	5	AUTRE	NICKEL ET ALLIAGES
ZINC AND ALLOYS	DENMK	316			316	DANMK	ZINC ET ALLIAGES
	NORV			3,406	3,406	NORV	
	JAPAN			370	370	JAPON	
	OTHER			1,448	1,448	AUTRE	
COMMODITY TOTAL		316		5,224	5,540		TOTAL DE MARCHANDISE
NON-FERROUS METALS NES	NORV			533	533	NORV	METAUX NON-FERREUX NDA
METAL FAB.BASIC PROD.	DENMK	7			7	DANMK	OUVR.DE BASE EN METAL
	GER			10	10	ALL	
	NORV			37	37	NORV	
	OTHER			21	21	AUTRE	
COMMODITY TOTAL		7		68	75		TOTAL DE MARCHANDISE
BRICKS, TILES NES	DENMK	331			331	DANMK	BRQUES,TUILES NDA
MISC.FABRICATED PROD.	DENMK	113			113	DANMK	OUVRAGES DIVERS
TRACTORS	DENMK	75			75	DANMK	TRACTEURS
	NETH			20	20	P.BAS	
	NORV	81			81	NORV	
COMMODITY TOTAL		156		20	176		TOTAL DE MARCHANDISE
MACHINERY NES	DENMK	22			22	DANMK	MACHINES NDA
	NETH			10	10	P.BAS	
	NORV	22		19	41	NORV	
	JAPAN			11	11	JAPON	
COMMODITY TOTAL		44		40	84		TOTAL DE MARCHANDISE
TRUCKS AND CHASSIS	DENMK	79			79	DANMK	CAMIONS ET CHASSIS
	NORV			10	10	NORV	
COMMODITY TOTAL		79		10	89		TOTAL DE MARCHANDISE
MOTDR VEHICLE ENGINES	DENMK	111			111	DANMK	MOTEURS DE VEH.AUTOM.
	GER			4	4	ALL	
	NORV	40		1	41	NORV	
COMMODITY TOTAL		151		5	156		TOTAL DE MARCHANDISE
SHIPS, AIRCRAFT, MIS.VEH	NORV			2	2	NORV	NAVIRES,AVIONS,VEH.DIV
EQUIPMENT MISC.	DENMK	19			19	DANMK	MATERIEL DIVERS
	NORV			3	3	NORV	
	JAPAN			2	2	JAPON	
COMMODITY TOTAL		19		5	24		TOTAL DE MARCHANDISE
PERSONAL, HSEHOLD GOODS	DENMK	70			70	DANMK	ART.PERS.ET MENAGERS
	NETH			2	2	P.BAS	
	NORV			9	9	NORV	
COMMODITY TOTAL		70		11	81		TOTAL DE MARCHANDISE
CONTAINERS, CLOSURES	GER			30	30	ALL	CONTENEURS,FERMETURES
MISC. END PRODUCTS NES	DENMK	433			433	DANMK	PRODUITS FINIS DIV.NDA
	NETH			1	1	P.BAS	

TABLE 1. CARGOES LOADED AT CANADIAN PORTS FOR FOREIGN COUNTRIES.

TABLEAU 1. MARCHANDISES CHARGÉES DANS LES PORTS CANADIENS A DESTINATION DE PAYS ÉTRANGERS.

COUNTRY OF DESTINATION AND KIND OF CARGO	REGISTRY OF VESSEL	ATLANTIC ATLANTIQUE	GREAT LAKES GRANDS LACS	PACIFIC PACIFIQUE	TOTAL TOTAL	IMMATIC. DU NAVIRE	PAYS DE DESTINATION ET MARCHANDISE
<b>SINGAPORE CONT.</b>							<b>SINGAPOUR SUITE</b>
COMMODITY TOTAL	NORW			5	5	NORV	
GENERAL CARGO	DENMK	433		6	439	DANMK	TOTAL DE MARCHANDISE MARCHANDISES DIVERSES
COMMODITY TOTAL	NORW	364		8	372	NORV	TOTAL DE MARCHANDISE
COUNTRY/REGION TOTAL		19,504*	*	31,686*	51,190*		TOTAL DE PAYS/REGION
<b>BURMA</b>							<b>BIRMANIE</b>
WHEAT FLOUR	LIBER			16,000	16,000	LIBER	FARINE DE BLE
ZINC ORE AND CONC.	GREEK			12,547	12,547	GRECO	MINÉRAI, CONC. DE ZINC
MACHINERY NES	JAPAN			1	1	JAPON	MACHINES NDA
COUNTRY/REGION TOTAL		*	*	28,548*	28,548*		TOTAL DE PAYS/REGION
<b>CAMBODIA-LAOS</b>							<b>CAMBODGE-LAOS</b>
POTASH	PANAM			10,369	10,369	PANAM	POTASSE
MACHINERY NES	JAPAN			36	36	JAPON	MACHINES NDA
COUNTRY/REGION TOTAL		*	*	10,405*	10,405*		TOTAL DE PAYS/REGION
<b>CHINA, COMMUN.</b>							<b>CHINE, COMMUN.</b>
CORN	U K			15,288	15,288	R U	MAIS
WHEAT	U K			93,977	93,977	R U	BLE
	GREEK			847,874	847,874	GRECO	
	ITALY			80,808	80,808	ITAL	
	NETH			321,613	321,613	P.BAS	
	NORW			297,694	297,694	NORV	
	SWEDN			87,443	87,443	SUEDE	
	JAPAN			45,304	45,304	JAPON	
	OTHER			180,216	180,216	AUTRE	
COMMODITY TOTAL				1,954,929	1,954,929		TOTAL DE MARCHANDISE
IRON AND STEEL SCRAP	GREEK	21,800			21,800	GRECO	DECHETS DE FER, DACTIER
	PANAM	8,300			8,300	PANAM	
COMMODITY TOTAL		30,100			30,100		TOTAL DE MARCHANDISE
ASBESTOS	OTHER	9			9	AUTRE	AMIANTE
WASTE AND SCRAP NES	JAPAN			23	23	JAPON	DECHETS ET REBUTS NDA
ALUMINIUM	U K	5,513			5,513	R U	ALUMINIUM
NICKEL AND ALLOYS	U K			303	303	R U	NICKEL ET ALLIAGES
	GREEK			1,601	1,601	GRECO	
	OTHER			308	308	AUTRE	
COMMODITY TOTAL				2,212	2,212		TOTAL DE MARCHANDISE
ZINC AND ALLOYS	GREEK			2,804	2,804	GRECO	ZINC ET ALLIAGES
COUNTRY/REGION TOTAL		35,622*	*	1,975,256*	2,010,878*		TOTAL DE PAYS/REGION
<b>INDONESIA</b>							<b>INDONESIE</b>
MILK POWDER	GREEK	2,123			2,123	GRECO	LAIT EN POUFRE
WHEAT FLOUR	GREEK	26,598			26,598	GRECO	FARINE DE BLE
NEWSPRINT PAPER	DENMK	3,577			3,577	DANMK	PAPIER JOURNAL
	NORW	80			80	NORV	
COMMODITY TOTAL		3,657			3,657		TOTAL DE MARCHANDISE
MACHINERY NES	DENMK	1			1	DANMK	MACHINES NDA
	NORW	8			8	NORV	
COMMODITY TOTAL		9			9		TOTAL DE MARCHANDISE
PASS. AUTOS AND CHASSIS	NORW			2	2	NORV	VOITURES PART., CHASSIS
COUNTRY/REGION TOTAL		32,387*	*	2*	32,389*		TOTAL DE PAYS/REGION
<b>JAPAN</b>							<b>JAPON</b>
MEAT, FRESH OR FROZEN	U K			16	16	R U	VIANDE, FRAICHE / CONG.
	DENMK	69		62	131	DANMK	
	JAPAN	136	115	3,267	3,518	JAPON	
	U S A			190	190	E-U	
	OTHER			20	20	AUTRE	
COMMODITY TOTAL		205	115	3,555	3,875		TOTAL DE MARCHANDISE
MEAT AND MEAT PREP. NES	JAPAN	1	23		24	JAPON	VIANDES ET PREP. NDA
FISH, FRESH OR FROZEN	U K			17	17	R U	POISSON, FRAIS OU CONG.
	NORW			9	9	NORV	
	JAPAN	66		1,688	1,754	JAPON	
	U S A			4	4	E-U	
COMMODITY TOTAL		66		1,718	1,784		TOTAL DE MARCHANDISE
FISH, SALTED OR CURED	JAPAN		2	232	234	JAPON	POISSON, SALE OU FUME
FISH, CANNED	NORW			6	6	NORV	POISSON EN BOITES
	JAPAN	28		146	174	JAPON	
COMMODITY TOTAL		28		152	180		TOTAL DE MARCHANDISE
MOLL. FISH, NES	U K			66	66	R U	MOLLUSQUES CRUST., NDA
	DENMK			12	12	DANMK	
	NORW			1	1	NORV	
	JAPAN	337		943	1,280	JAPON	
	U S A			55	55	E-U	



TABLE 1. CARGOES LOADED AT CANADIAN PORTS FOR FOREIGN COUNTRIES.

TABLEAU 1. MARCHANDISES CHARGÉES DANS LES PORTS CANADIENS A DESTINATION DE PAYS ÉTRANGERS.

COUNTRY OF DESTINATION AND KIND OF CARGO	REGISTRY OF VESSEL	ATLANTIC ATLANTIQUE	GREAT LAKES GRANDS LACS	PACIFIC PACIFIQUE	TOTAL TOTAL	INMATIC. DU NAVIRE	PAYS DE DESTINATION ET MARCHANDISE
JAPAN CONT.							JAPON SUITE
COMMODITY TOTAL		337		1,077	1,414		TOTAL DE MARCHANDISE
MILK POWDER	JAPAN	3,735	1,161		4,896	JAPON	LAIT EN POUDRE
	OTHER	223			223	AUTRE	
COMMODITY TOTAL		3,958	1,161		5,119		TOTAL DE MARCHANDISE
DAIRY PROD. EGGS, HONEY	U K	138			138	R U	PROD. LAIT., DEUFS, MIEL
	DENMK			3	3	DANMK	
	JAPAN	589		73	662	JAPON	
	U S A			6	6	E-U	
COMMODITY TOTAL		727		82	809		TOTAL DE MARCHANDISE
BARLEY	U K			31,690	31,690	R U	ORGE
	GREEK			79,055	79,055	GRECQ	
	NORW			18,080	18,080	NORV	
	SWEDN			62,545	62,545	SUEDE	
	LIBER			178,368	178,368	LIBER	
	JAPAN			111,497	111,497	JAPON	
	OTHER			48,483	48,483	AUTRE	
COMMODITY TOTAL				529,718	529,718		TOTAL DE MARCHANDISE
RYE	NORW			2,997	2,997	NORV	SEIGLE
	LIBER			48,658	48,658	LIBER	
	JAPAN			1,650	1,650	JAPON	
	OTHER			11,755	11,755	AUTRE	
COMMODITY TOTAL				65,060	65,060		TOTAL DE MARCHANDISE
WHEAT	U K			37,984	37,984	R U	BLE
	GREEK			386,173	386,173	GRECQ	
	NORW			193,131	193,131	NORV	
	SWEDN			37,856	37,856	SUEDE	
	LIBER			187,809	187,809	LIBER	
	JAPAN	460		312,914	313,374	JAPON	
	OTHER			138,128	138,128	AUTRE	
COMMODITY TOTAL		460		1,293,995	1,294,455		TOTAL DE MARCHANDISE
CEREALS UNMILLED, NES	NORW			7,745	7,745	NORV	CEREALES NON MOUL., NDA
	LIBER			10,484	10,484	LIBER	
	JAPAN			820	820	JAPON	
	OTHER			4,603	4,603	AUTRE	
COMMODITY TOTAL				23,652	23,652		TOTAL DE MARCHANDISE
MALT AND MALT FLOUR	DENMK			1,352	1,352	DANMK	MALT ET FARTINE DE MALT
	GREEK			5,185	5,185	GRECQ	
	JAPAN			21,949	21,949	JAPON	
	OTHER			1,046	1,046	AUTRE	
COMMODITY TOTAL				29,532	29,532		TOTAL DE MARCHANDISE
WHEAT FLOUR	DENMK			8	8	DANMK	FARINE DE BLE
	NORW			135	135	NORV	
	JAPAN			54	54	JAPON	
	U S A			40	40	E-U	
COMMODITY TOTAL				237	237		TOTAL DE MARCHANDISE
CEREALS MILLED, NES	U K		40		40	R U	CEREALES MOULUES, NDA
	DENMK		43		43	DANMK	
	JAPAN	54	209		263	JAPON	
	OTHER		43		43	AUTRE	
COMMODITY TOTAL		54	335		389		TOTAL DE MARCHANDISE
BAKERY PROD. INC. FROZEN	JAPAN		9		9	JAPON	PROD. BOUL., PROD. CONG.
PEANUTS	JAPAN		2		2	JAPON	CACAHUETES
VEGETABLES, FROZEN	NORW			1	1	NORV	LEGUMES, CONGELES
COMMODITY TOTAL	JAPAN	50			50	JAPON	
VEGETABLES, DRIED	U K		138		138	R U	
	DENMK		79		79	DANMK	
	JAPAN		707		707	JAPON	
	OTHER		348		348	AUTRE	
COMMODITY TOTAL			1,272		1,272		TOTAL DE MARCHANDISE
VEGETABLE PREP. NES	JAPAN	60			68	JAPON	PREP. DE LEGUMES NDA
	U S A			12	12	E-U	
COMMODITY TOTAL		60	8		80		TOTAL DE MARCHANDISE
SUGAR, NES	JAPAN	6			6	JAPON	SUCRE, NDA
SYRUP	U K			1	1	R U	SIROP
	JAPAN	13			79	JAPON	
COMMODITY TOTAL		13			80		TOTAL DE MARCHANDISE
SUGAR PREPARATIONS	U K			1	1	R U	PREP. A BASE DE SUCRE
	JAPAN			3	3	JAPON	
	OTHER	3			3	AUTRE	
COMMODITY TOTAL		3			7		TOTAL DE MARCHANDISE
SPICES	JAPAN			20	20	JAPON	EPICES
SAUSAGE SKINS, CASINGS	JAPAN	5			9	JAPON	BOYAUX A SAUCISSES
	U S A			1	1	E-U	
COMMODITY TOTAL		5			10		TOTAL DE MARCHANDISE
MISC. FOOD PREP. NES	U K			14	14	R U	DIV. PREP. ALIM. NDA
	GREEK			4	4	GRECQ	
	NORW			2	2	NORV	
	JAPAN	64		71	135	JAPON	
	U S A			27	27	E-U	
	OTHER			11	11	AUTRE	
COMMODITY TOTAL		64		129	193		TOTAL DE MARCHANDISE
HULLS, SCREENINGS, CHAFF	U K			6,130	6,130	R U	ECOLURES, CRTBLURES, PAL
	GER		8,706		8,706	ALL	
	NORW			22,216	22,216	NORV	
	LIBER			49,145	49,145	LIBER	

TABLE 1. CARGOES LOADED AT CANADIAN PORTS FOR FOREIGN COUNTRIES.

TABLEAU 1. MARCHANDISES CHARGÉES DANS LES PORTS CANADIENS A DESTINATION DE PAYS ÉTRANGERS.

COUNTRY OF DESTINATION AND KIND OF CARGO	REGISTRY OF VESSEL	ATLANTIC ATLANTIQUE	GREAT LAKES GRANDS LACS	PACIFIC PACIFIQUE	TOTAL TOTAL	IMMATIC. DU NAVIRE	PAYS DE DESTINATION ET MARCHANDISE
JAPAN	CONT.						JAPON SUITE
COMMODITY TOTAL	JAPAN OTHER			5,125	5,125	JAPON	
BRAN, SHORTS, MIDDINGS	U K		8,706	36,337	36,337	AUTRE	
	NORW			118,953	127,659	R U	TOTAL DE MARCHANDISE SON, ISSUES DE CEREALES
	LIBER			5,275	5,275	NORV	
	JAPAN			12,970	12,970	LIBER	
	OTHER			21,475	21,475	JAPON	
COMMODITY TOTAL	JAPAN	105	228	1,672	1,672	AUTRE	TOTAL DE MARCHANDISE CEREALES MOULUES NDA
GROUND CEREALS NES	JAPAN			10,590	10,590	JAPON	PROV. D'ORIGINE VEGETALE
FEEDS, VEGETABLE ORIGIN	JAPAN	378	207	51,982	51,982	JAPON	PROV. D'ORIGINE ANIMALE
FEEDS OF ANIMAL ORIGIN	OTHER		105	1,053	1,200	AUTRE	
COMMODITY TOTAL	JAPAN	378	312	1,200	585	JAPON	TOTAL DE MARCHANDISE CONC., PROV. COMPLETES
CONC. COMPLETE FEEDS	LIBER			105	105	AUTRE	
	JAPAN			17,772	17,772	LIBER	
	OTHER			9,609	9,641	JAPON	TOTAL DE MARCHANDISE BOISSONS NON-ALCOOLIQ.
COMMODITY TOTAL	JAPAN	32		8,268	8,268	AUTRE	ALE, BIÈRE, STOUT, PORTER
NON-ALCOHOLIC BEVERAGE	JAPAN			35,649	35,681	JAPON	
ALE, BEER, STOUT, PORTER	JAPAN		1	4	4	JAPON	TOTAL DE MARCHANDISE VINS
	JAPAN			48	73	JAPON	BOISS. ALCOOL. DIST.
	OTHER			3	1	AUTRE	
COMMODITY TOTAL	JAPAN	25	1	48	74	JAPON	TOTAL DE MARCHANDISE TABACS NDA
MINES	JAPAN			3	3	JAPON	PEAUX ET CUIRS BRUT
DIST. ALCOHOLIC BEV.	JAPAN		2	1	3	JAPON	
	U S A			267	267	E-U	TOTAL DE MARCHANDISE BOISS. ALCOOL. DIST.
COMMODITY TOTAL	JAPAN		2	268	270	JAPON	TOTAL DE MARCHANDISE TABACS NDA
TOBACCO NES	JAPAN			5	5	JAPON	PEAUX ET CUIRS BRUT
RAW HIDES AND SKINS	U K	57	37	37	131	R U	
	DENMK	65	73	2	140	DANMK	
	GREEK			13	13	GRECQ	
	NORW	5	36	41	41	NORV	
	JAPAN	487	101	3,609	4,197	JAPON	
	OTHER	697	179	253	1,129	AUTRE	
COMMODITY TOTAL	JAPAN	1,311	426	3,914	5,651	JAPON	TOTAL DE MARCHANDISE PR. BRUTS ORIG. ANIM. NDA
GRUDE ANIMAL PROD. NES	OTHER		218		317	AUTRE	
COMMODITY TOTAL	JAPAN	103	218		4	JAPON	TOTAL DE MARCHANDISE GRAINES DE SEMENCE NDA
SEEDS FOR SOWING NES	LIBER			3	3	LIBER	
	JAPAN			117	117	JAPON	
	U S A			32	32	E-U	
COMMODITY TOTAL	GREEK			152	152	JAPON	TOTAL DE MARCHANDISE GRAINE DE LIN
FLAXSEED	NORW			7,512	7,512	GRECQ	
	LIBER			10,167	10,167	NORV	
	JAPAN			109,940	109,940	LIBER	
	OTHER			3,618	3,618	JAPON	
COMMODITY TOTAL	JAPAN			5,153	5,153	AUTRE	TOTAL DE MARCHANDISE GRAINE DE COLZA
MUSTARD SEED	NORW			136,390	136,390	NORV	
	LIBER			737	737	LIBER	TOTAL DE MARCHANDISE GRAINE DE MOUTARDE
	JAPAN			7,197	7,197	JAPON	
	OTHER			362	362	AUTRE	
COMMODITY TOTAL	JAPAN			370	370	JAPON	TOTAL DE MARCHANDISE GRAINE DE COLZA
RAPESEED	GREEK			8,666	8,666	GRECQ	
	NORW			5,331	5,331	NORV	
	LIBER			42,623	42,623	LIBER	
	JAPAN			199,335	199,335	JAPON	
	OTHER			20,026	20,026	AUTRE	
COMMODITY TOTAL	JAPAN			21,083	21,083	JAPON	TOTAL DE MARCHANDISE GRAINE DE SOYA
SOYA BEANS	U K	23,255		288,398	288,398	R U	
	GER	10,752				ALL	
	GREEK	15,120				GRECQ	
	NORW	7,484				NORV	
	LIBER	37,329				LIBER	
	JAPAN	26,940				JAPON	
	OTHER	45,640				AUTRE	
COMMODITY TOTAL	JAPAN	166,520				JAPON	TOTAL DE MARCHANDISE GRAINES, NOIX OLEAG. NDA
OIL SEEDS, NUTS NES	GREEK			18,500	18,500	GRECQ	
	NORW			19,000	19,000	NORV	
	LIBER			25,615	25,615	LIBER	
	OTHER			18,832	18,832	AUTRE	
COMMODITY TOTAL	JAPAN			81,947	81,947	JAPON	TOTAL DE MARCHANDISE PROD. PEPINIERE, SERRE
NURSERY, GREENHSE STOCK	JAPAN	2			2	JAPON	CAOUTCHOUC GOMMES NAT.
RUBBER, ALLIED GUMS, NAT	JAPAN	511			511	JAPON	PR. BRUTS ORIG. VEG. NDA
CRUDE VEG. PROD. NES	OTHER	1			1	AUTRE	BILLES
LOGS	SWEDN			12,204	12,204	SUEDE	
	LIBER			137,582	137,582	LIBER	
	JAPAN			323,483	323,483	JAPON	
	PANAM			11,344	11,344	PANAM	
	U S A			687	687	E-U	
	OTHER			18,708	18,708	AUTRE	
COMMODITY TOTAL	NORW			504,008	504,008	NORV	TOTAL DE MARCHANDISE BILLOTS, BOIS RONDS
BOLTS, ROUND TIMBER	JAPAN			219	219	JAPON	BOIS A PATE
PULPHOOD	JAPAN		11	48,113	48,113	JAPON	FIBRES TEXTILES NDA
TEXTILE FIBRES NES	JAPAN	23			34	JAPON	
	U S A				3	E-U	
	OTHER				5	AUTRE	
COMMODITY TOTAL	JAPAN	23	11	0	42	JAPON	TOTAL DE MARCHANDISE

TABLE 1. CARGOES LOADED AT CANADIAN PORTS FOR FOREIGN COUNTRIES.

TABLEAU 1. MARCHANDISES CHARGÉES DANS LES PORTS CANADIENS A DESTINATION DE PAYS ÉTRANGERS.

COUNTRY OF DESTINATION AND KIND OF CARGO	REGISTRY OF VESSEL	ATLANTIC ATLANTIQUE	GREAT LAKES GRANOS LACS	PACIFIC PACIFIQUE	TOTAL TOTAL	IMMATIC. DU NAVIRE	PAYS DE DESTINATION ET MARCHANDISE
<b>JAPAN CONT.</b>							<b>JAPON SUITE</b>
COPPER ORE AND CONC.	DENMK	12,552		14,681	27,233	DANMK	MINÉRAI, CONC. CUIVRE
	GER	12,970			12,970	ALL	
	NORV			4,914	4,914	NORV	
	LIBER			16,500	16,500	LIBER	
	JAPAN			386,666	386,666	JAPON	
	OTHER	18,668			18,668	AUTRE	
COMMODITY TOTAL		44,190		422,761	466,951		TOTAL DE MARCHANDISE
IRON ORE AND CONC	U K	152,656		50,400	203,056	R U	MINÉRAI, CONC. DE FER
	NETH	88,704			88,704	P.BAS	
	NORV	49,300		331,922	381,222	NORV	
	SWEDN	71,456			71,456	SUEDE	
	LIBER	115,808		735,695	851,503	LIBER	
	JAPAN	227,808		501,730	729,538	JAPON	
	OTHER	10,127		85,928	96,055	AUTRE	
COMMODITY TOTAL		715,859		1,705,675	2,421,534		TOTAL DE MARCHANDISE
LEAD ORE AND CONC.	NORV			4,812	4,812	NORV	MINÉRAI, CONC. DE PLOMB
	SWEDN			34,856	34,856	SUEDE	
	OTHER	859			859	AUTRE	
COMMODITY TOTAL		859		39,668	40,527		TOTAL DE MARCHANDISE
NICKEL-COPPER ORE	U K	148		2,077	2,225	R U	MINÉRAI, CONC. DE NICKEL
	DENMK	500			500	DANMK	
	JAPAN	6,582		22,181	28,763	JAPON	
COMMODITY TOTAL		7,230		24,258	31,488		TOTAL DE MARCHANDISE
ZINC ORE AND CONC.	U K	7,021			7,021	R U	MINÉRAI, CONC. DE ZINC
	GER	5,510			5,510	ALL	
	GREEK	23,141			23,141	GREQC	
	NORV	25,088			25,088	NORV	
	SWEDN	33,673			33,673	SUEDE	
	LIBER	15,812			15,812	LIBER	
COMMODITY TOTAL		110,245			110,245		TOTAL DE MARCHANDISE
ORES AND CONC.NES	U K			53	53	R U	MINÉRAIS ET CONC.NOA
	DENMK			52	52	DANMK	
	GREEK			24	24	GREQC	
	NORV			4	4	NORV	
	SWEDN			5,028	5,028	SUEDE	
	JAPAN			12,225	12,225	JAPON	
	U S A			64	64	E-U	
	OTHER			1,028	1,028	AUTRE	
COMMODITY TOTAL				18,478	18,478		TOTAL DE MARCHANDISE
IRON AND STEEL SCRAP	U K		5,785		5,785	R U	DECHETS DE FER, D'ACIER
	GREEK	26,231	17,475	18	43,724	GREQC	
	NORV	64	5,940		6,004	NORV	
	LIBER		24,986		24,986	LIBER	
	JAPAN	110	1,111	666	1,887	JAPON	
	U S A			216	216	E-U	
	OTHER	22,500	303		22,803	AUTRE	
COMMODITY TOTAL		48,905	55,600	900	105,405		TOTAL DE MARCHANDISE
NON-FERROUS MET.SCRAP	U K			83	83	R U	DECHETS METAL. NON FER.
	DENMK			33	33	DANMK	
	GREEK			54	54	GREQC	
	NORV			17	17	NORV	
	LIBER			4,480	4,480	LIBER	
	JAPAN	1,397		1,241	2,866	JAPON	
	U S A			371	371	E-U	
	OTHER	1,100		86	1,198	AUTRE	
COMMODITY TOTAL		11,769		1,868	18,508		TOTAL DE MARCHANDISE
SLAG,ROSS, BY-PRODUCTS	U S A			8	8	E-U	POUS.GUEUL.SCOR.PROD.
COAL,BITUMINOUS	U K			132,800	132,800	R U	CHARBON BITUMINEUX
	DENMK			9	9	DANMK	
	GER			92,682	92,682	ALL	
	GREEK			121,015	121,015	GREQC	
	NETH			82,457	82,457	P.BAS	
	NORV			198,973	198,973	NORV	
	SWEDN			66,602	66,602	SUEDE	
	LIBER			762,691	762,691	LIBER	
	JAPAN			1,795,190	1,795,190	JAPON	
	PANAM			34,336	34,336	PANAM	
	OTHER			429,269	429,269	AUTRE	
COMMODITY TOTAL				3,716,024	3,716,024		TOTAL DE MARCHANDISE
ASBESTOS	U K	11,687			11,687	R U	AMIANTE
	DENMK	4,837		549	5,386	DANMK	
	GER	1,782			1,782	ALL	
	GREEK	4,528		3,318	7,846	GREQC	
	NORV	9,467		320	9,787	NORV	
	JAPAN	138,254		5,327	143,581	JAPON	
	OTHER	14,362		876	15,238	AUTRE	
COMMODITY TOTAL		184,917		10,390	195,307		TOTAL DE MARCHANDISE
BENTONITE	DENMK	304			304	DANMK	BENTONITE
STONE,CRUDE NES	JAPAN	262		6	268	JAPON	PIERRE BRUTE NOA
SULPHUR IN DRES	OTHER			11,200	11,200	AUTRE	SOUFRE EN MINÉRAI
CRUDE NON-MET.MIN.NES	GREEK	595			595	GREQC	MIN.NON-MET.BRUTS NOA
	JAPAN	595			595	JAPON	
COMMODITY TOTAL		1,190			1,190		TOTAL DE MARCHANDISE
COYTDN,TEXTILE WASTE	JAPAN	10	3		13	JAPON	DECHETS DE COTON,TEXT.
WASTE AND SCRAP NES	GREEK			1	1	GREQC	DECHETS ET REBUTS NOA
	LIBER			521	521	LIBER	



TABLE 1. CARGOES LOADED AT CANADIAN PORTS FOR FOREIGN COUNTRIES.

TABLEAU 1. MARCHANDISES CHARGEES DANS LES PORTS CANADIENS A DESTINATION DE PAYS ETRANGERS.

COUNTRY OF DESTINATION AND KIND OF CARGO	REGISTRY OF VESSEL	ATLANTIC ATLANTIQUE	GREAT LAKES GRANDS LACS	PACIFIC PACIFIQUE	TOTAL TOTAL	IMMATIC. DU NAVIRE	PAYS DE DESTINATION ET MARCHANDISE
JAPAN CONT.							JAPON SUITE
	JAPAN	1,523	108	70,223	79,854	JAPON	
	OTHER	445	37	10	512	AUTRE	
COMMODITY TOTAL		1,988	145	78,755	80,888		TOTAL DE MARCHANDISE
LEATHER	JAPAN			8	8	JAPON	CUIR
LUMBER AND TIMBER	U K	29	205	57,655	57,889	R U	BOIS DOEUVRE ET CHARP.
	DENMK		221		221	DANMK	
	GREEK			172,725	172,725	GRECQ	
	NETH			3,056	3,056	P.BAS	
	NORW	118	219	334,563	334,900	NORV	
	SWEDN			135,044	135,044	SUEDE	
	LIBER			53,133	53,133	LIBER	
	JAPAN	1,192	1,884	64,628	67,704	JAPON	
	U S A			6,527	6,527	E-U	
	OTHER	316	276	244,591	245,183	AUTRE	
COMMODITY TOTAL		1,655	2,805	1,071,922	1,076,382		TOTAL DE MARCHANDISE
FLOORING	NORW		22		22	NORV	LAMES POUR PARQUET
	JAPAN		21		21	JAPON	
COMMODITY TOTAL			43		43		TOTAL DE MARCHANDISE
SHINGLES AND SHAKES	NORW	137			137	NORV	BARDEAUX, BARD. FACADE
	LIBER			329	329	LIBER	
	JAPAN	984			984	JAPON	
	OTHER	47			55	AUTRE	
COMMODITY TOTAL		1,168		8	1,505		TOTAL DE MARCHANDISE
VENEER, PLYWOOD	U K			486	486	R U	PLACAGES, CONTRE-PLAQ.
	GREEK			186	186	GRECQ	
	NORW			59	59	NORV	
	OTHER			2,149	2,149	AUTRE	
COMMODITY TOTAL				2,880	2,880		TOTAL DE MARCHANDISE
WOOD FAB. MATERIALS	DENMK			164	164	DANMK	DEMI-PRODUITS EN BOIS
PULP	U K			69,810	69,810	R U	PATE
	DENMK			3,953	3,953	DANMK	
	GREEK			5,771	5,771	GRECQ	
	NORW	1,008		36,083	37,091	NORV	
	LIBER	1,509		33,696	35,205	LIBER	
	JAPAN	2,265		71,009	73,274	JAPON	
	OTHER	899		162,758	163,657	AUTRE	
COMMODITY TOTAL		5,681		383,080	388,761		TOTAL DE MARCHANDISE
NEWSPRINT PAPER	U K	2,056			2,056	R U	PAPIER JOURNAL
	DENMK	627		215	842	DANMK	
	GER	13,093			13,093	ALL	
	GREEK	9,364		9,610	18,974	GRECQ	
	NORW	14,651		605	15,256	NORV	
	SWEDN			310	310	SUEDE	
	LIBER	18,229		10,844	29,073	LIBER	
	JAPAN	7,876		5,796	13,672	JAPON	
	U S A			114	114	E-U	
	OTHER	852		7,979	8,831	AUTRE	
COMMODITY TOTAL		66,748		35,473	102,221		TOTAL DE MARCHANDISE
PAPER NES	NORW		30		30	NORV	PAPIER NDA
	JAPAN		8	133	141	JAPON	
COMMODITY TOTAL			38	133	171		TOTAL DE MARCHANDISE
BLOG. PAPER AND BOARD	GER	86			86	ALL	PLAQ. CONSTR., PAP/CART.
	NORW	81			81	NORV	
	JAPAN	2,183			2,183	JAPON	
	OTHER	787			787	AUTRE	
COMMODITY TOTAL		3,137			3,137		TOTAL DE MARCHANDISE
WET MACHINE BOARD	JAPAN		2		2	JAPON	CARTON EN PATE PRESSE
TEXTILE FAB. MTL NES	JAPAN	4		4	8	JAPON	OUVR. EN MAT. TEXT. NDA
	U S A			2	2	E-U	
	OTHER	38			38	AUTRE	
COMMODITY TOTAL		42		6	48		TOTAL DE MARCHANDISE
ANIMAL OILS, EXC. MARINE	U K			3,338	3,338	R U	HUIL. ANIM. SAUF AN. MAR.
	NORW			20,976	20,976	NORV	
	JAPAN			4,340	4,340	JAPON	
	PANAM			441	441	PANAM	
COMMODITY TOTAL				29,095	29,095		TOTAL DE MARCHANDISE
OILS, FATS, WAXES NES	U K	89			89	R U	HUIL. MAT. GRAS. CIRE NDA
	NORW			1,888	1,888	NORV	
	JAPAN	128	47	5,131	5,306	JAPON	
	PANAM			784	784	PANAM	
	OTHER	100			100	AUTRE	
COMMODITY TOTAL		317	47	7,803	8,167		TOTAL DE MARCHANDISE
METALLIC SALTS	JAPAN	521		1	522	JAPON	SELS METALLIQUES
INORGANIC CHEMS. NES	U K			117	117	R U	PROD. CHIM. INORG. NDA
	DENMK			4	4	DANMK	
	GREEK			186	186	GRECQ	
	JAPAN	65		1,400	1,465	JAPON	
	U S A			57	57	E-U	
	OTHER	70		127	197	AUTRE	
COMMODITY TOTAL		135		1,891	2,026		TOTAL DE MARCHANDISE
ORGANIC CHEMICALS NES	U K		13	100	113	R U	PROD. CHIM. ORGAN. NDA
	NORW		27	5,352	5,379	NORV	
	JAPAN	1,542	77	155	1,774	JAPON	
	U S A			22	22	E-U	
	OTHER	276		255	531	AUTRE	
COMMODITY TOTAL		1,818	117	5,884	7,819		TOTAL DE MARCHANDISE

TABLE 1. CARGOES LOADED AT CANADIAN PORTS FOR FOREIGN COUNTRIES.

TABLEAU 1. MARCHANDISES CHARGEES DANS LES PORTS CANADIENS A DESTINATION DE PAYS ETRANGERS.

COUNTRY OF DESTINATION AND KIND OF CARGO	REGISTRY OF VESSEL	ATLANTIC ATLANTIQUE	GREAT LAKES GRANDS LACS	PACIFIC PACIFIQUE	TOTAL TOTAL	IMMATIC. DU NAVIRE	PAYS DE DESTINATION ET MARCHANDISE
JAPAN POTASH	CONT.						JAPDN POTASSE
	U K			25,692	25,692	R U	SUITE
	DENMK			19,179	19,179	DANMK	
	GREEK			69,174	69,174	GRECQ	
	NORW			22,202	22,202	NORV	
	LIBER			53,092	53,092	LIBER	
	JAPAN			268,246	268,246	JAPON	
	PANAM			63,623	63,623	PANAM	
	OTHER			25,367	25,367	AUTRE	
COMMODITY TOTAL FERTILIZERS NES	JAPAN			546,575	546,575	JAPON	TOTAL DE MARCHANDISE ENGRATS CHIMIQUE NOA
SYNTHETIC RUBBER	NORW		320	2,120	320	NORV	CADUTCHOUX SYNTHETIQUE
	JAPAN	1,682	3,013		4,695	JAPON	
	OTHER		331		331	AUTRE	
COMMODITY TOTAL PLASTIC MATERIALS	DENMK	1,682	3,664		5,346	DANMK	TOTAL DE MARCHANDISE MATIERES PLASTIQUES
	GREEK	368			368	GRECQ	
	ITALY			3	3	ITAL	
	LIBER		12		12	LIBER	
	JAPAN	155		100	156	JAPON	
COMMODITY TOTAL DYE STUFF, PIGMENT, PAINT	JAPAN	523	12	104	639	JAPON	TOTAL DE MARCHANDISE MAT. COLOR. PIG. PEINTURE
CHEM. SPECIALTIES NES	NORW	20		5	25	NORV	PROD. CHIM. SPECIAUX NOA
	JAPAN	6			6	JAPON	
	JAPAN	7			7	JAPON	
COMMODITY TOTAL LUBRICATING OIL, GREASE	JAPAN	13			13	JAPON	TOTAL DE MARCHANDISE HUILE, GRAISSE LUBRIF.
COAL TAR, PITCH	JAPAN	5	25	36	66	JAPON	GOUDRON, BRAI DE BOUIL.
PETROL. COAL PROD. NES	NORW	100			100	NORV	DERIVE PETR. CHARR. NOA
	JAPAN			9,555	9,555	JAPON	
	U S A			259,159	259,159	E-U	
	OTHER			39	39	AUTRE	
COMMODITY TOTAL FERRO-ALLOYS	U K		736	268,780	268,780	R U	TOTAL DE MARCHANDISE FERRO-ALLIAGES
	JAPAN	197			933	JAPON	
	OTHER	2,060			2,060	AUTRE	
COMMODITY TOTAL PIG IRON	U K	110			110	R U	TOTAL DE MARCHANDISE FER EN GUEUSE
	GER	2,367	736		3,103	ALL	
	GREEK	87,864		23,843	87,864	GRECQ	
	LIBER			35,115	23,843	LIBER	
COMMODITY TOTAL PRIMARY IRON, STEEL NES	JAPAN	14,452		12,768	47,883	JAPON	TOTAL DE MARCHANDISE FER, ACIER PRIMAIRE NOA
	OTHER	102,316	94,418	12,768	49,912	AUTRE	
COMMODITY TOTAL CASTINGS, FORGINGS	JAPAN	80			80	JAPON	TOTAL DE MARCHANDISE MOUL. PIECES FORGEES
BARS AND RODS, STEEL	OTHER	20	80		20	AUTRE	BARRES ET TIGES ACIER
	LIBER	20	22,054		100	LIBER	
	JAPAN	74			74	JAPON	
	OTHER	1			1	AUTRE	
COMMODITY TOTAL PLATE & SHEET STEEL	GREEK	75		11	75	GRECQ	TOTAL DE MARCHANDISE TOLES, FEUILLES D'ACIER
	JAPAN		10		11	JAPON	
	OTHER	236			236	AUTRE	
COMMODITY TOTAL STRUCTURAL SHAPES	JAPAN	236	10	11	257	JAPON	TOTAL DE MARCHANDISE PROFILES DE CONSTRUCT.
RAILS & TRACK MATERIAL	JAPAN	223	19		19	JAPON	RAILS, MAT. VOIE FERREE
ALUMINUM	U K	987			987	R U	ALUMINIUM
	GER	147			147	ALL	
	GREEK	6,049			6,049	GRECQ	
	NORW			14,137	14,137	NORV	
	LIBER			30,164	30,164	LIBER	
	JAPAN	506		13,442	13,948	JAPON	
	U S A			1,544	1,544	E-U	
	OTHER	1,101		28,820	29,921	AUTRE	
COMMODITY TOTAL COPPER AND ALLOYS	U K	8,790	340	88,107	96,897	R U	TOTAL DE MARCHANDISE CUIVRE ET ALLIAGES
	DENMK	36	12		376	DANMK	
	GREEK	102			102	GRECQ	
	NORW	11	293		304	NORV	
	JAPAN	426	1,405	23	1,854	JAPON	
	U S A			20	20	E-U	
	OTHER	28	366		394	AUTRE	
COMMODITY TOTAL NICKEL AND ALLOYS	U K	603	2,416	43	3,062	R U	TOTAL DE MARCHANDISE NICKEL ET ALLIAGES
	DENMK				26	DANMK	
	GREEK				58	GRECQ	
	LIBER				169	LIBER	
	JAPAN				60	JAPON	
	U S A				906	E-U	
	GREEK				120	GRECQ	
COMMODITY TOTAL ZINC AND ALLOYS	JAPAN			1,339	1,339	JAPON	TOTAL DE MARCHANDISE ZINC ET ALLIAGES
	GREEK			772	772	GRECQ	
	JAPAN	800		8,758	9,558	JAPON	
COMMODITY TOTAL NON-FERROUS METALS NES	U K	800		9,530	10,330	R U	TOTAL DE MARCHANDISE METAUX NON-FERREUX NOA
	JAPAN			9	9	JAPON	
	OTHER	23		21	44	AUTRE	
	JAPAN			111	111	JAPON	
	OTHER			141	164	AUTRE	
COMMODITY TOTAL METAL FAB. BASIC PROD.	U K	23		2	57	R U	TOTAL DE MARCHANDISE OUVR. DE BASE EN METAL
	DENMK	55		22	22	DANMK	

TABLE 1. CARGOES LOADED AT CANADIAN PORTS FOR FOREIGN COUNTRIES.

TABLEAU 1. MARCHANDISES CHARGÉES DANS LES PORTS CANADIENS A DESTINATION DE PAYS ÉTRANGERS.

COUNTRY OF DESTINATION AND KIND OF CARGO	REGISTRY OF VESSEL	ATLANTIC ATLANTIQUE	GREAT LAKES GRANDS LACS	PACIFIC PACIFIQUE	TOTAL TOTAL	IMMATIC. DU NAVIRE	PAYS DE DESTINATION ET MARCHANDISE
<b>JAPAN</b>	<b>CONT.</b>						<b>JAPON</b>
	GREEK			4	4	GRECO	
	NORW			3	3	NORV	
	SWEDN			20	20	SUEDE	
	LIBER			8	8	LIBER	
	JAPAN	88	81	104	273	JAPON	
	U S A			4	4	E-U	
	OTHER	669			669	AUTRE	
<b>COMMODITY TOTAL</b>		<b>812</b>	<b>81</b>	<b>167</b>	<b>1,060</b>		<b>TOTAL DE MARCHANDISE</b>
GLASS BASIC PRODUCTS	JAPAN	31	83	21	135	JAPON	OUVR. DE BASE EN VERRE
NON-MET. MIN. BASIC PROD	DENMK			2	2	DANMK	PROD. MIN. NON-MET. BASE
	GREEK			4	4	GRECO	
	JAPAN	12		150	162	JAPON	
	U S A			1	1	E-U	
	OTHER		12	19	31	AUTRE	
<b>COMMODITY TOTAL</b>		<b>12</b>	<b>12</b>	<b>176</b>	<b>200</b>		<b>TOTAL DE MARCHANDISE</b>
MISC. FABRICATED PROD. TRACTORS	GREEK			1	1	GRECO	OUVRAGES DIVERS
	NORW			17	17	NORV	TRACTEURS
	JAPAN		60		60	JAPON	
	U S A			31	31	E-U	
<b>COMMODITY TOTAL</b>			<b>60</b>	<b>48</b>	<b>108</b>		<b>TOTAL DE MARCHANDISE</b>
MACHINERY NES	DENMK			15	15	DANMK	MACHINES NDA
	GREEK			43	43	GRECO	
	NORW		7	2	9	NORV	
	JAPAN	18	84	193	295	JAPON	
	U S A			12	12	E-U	
	OTHER	37		106	143	AUTRE	
<b>COMMODITY TOTAL</b>		<b>55</b>	<b>91</b>	<b>371</b>	<b>517</b>		<b>TOTAL DE MARCHANDISE</b>
PASS. AUTOS AND CHASSIS	DENMK			1	1	DANMK	VOITURES PART., CHASSIS
	JAPAN		4	5	9	JAPON	
<b>COMMODITY TOTAL</b>			<b>4</b>	<b>6</b>	<b>10</b>		<b>TOTAL DE MARCHANDISE</b>
MOTOR VEHICLE ENGINES	JAPAN	65		3	68	JAPON	MOTEURS DE VEH. AUTOM.
	U S A			51	51	E-U	
<b>COMMODITY TOTAL</b>		<b>65</b>		<b>54</b>	<b>119</b>		<b>TOTAL DE MARCHANDISE</b>
ROAD MOTOR VEH. NES	JAPAN	4	51		55	JAPON	VEH. AUTOM. ROUTIERS NDA
SHIPS, AIRCRAFT, MIS. VEH	GREEK			1	1	GRECO	NAVIRES, AVIONS, VEH. DIV
	NORW			1	1	NORV	
	JAPAN	2	16	27	45	JAPON	
<b>COMMODITY TOTAL</b>		<b>2</b>	<b>16</b>	<b>29</b>	<b>47</b>		<b>TOTAL DE MARCHANDISE</b>
EQUIPMENT MISC.	U K			7	7	R U	MATERIEL DIVERS
	DENMK			1	1	DANMK	
	GER	6		6	6	ALL	
	GREEK			1	1	GRECO	
	NORW		113	1	114	NORV	
	JAPAN	21	36	47	104	JAPON	
	U S A			5	5	E-U	
	OTHER	21	83	2	106	AUTRE	
<b>COMMODITY TOTAL</b>		<b>48</b>	<b>232</b>	<b>64</b>	<b>344</b>		<b>TOTAL DE MARCHANDISE</b>
PERSONAL, HOUSEHOLD GOODS	DENMK			1	1	DANMK	ART. PERS. ET MENAGERS
	GREEK			6	6	GRECO	
	NORW	3		72	75	NORV	
	JAPAN	213	24	73	310	JAPON	
	U S A			7	7	E-U	
<b>COMMODITY TOTAL</b>		<b>216</b>	<b>24</b>	<b>159</b>	<b>399</b>		<b>TOTAL DE MARCHANDISE</b>
CONTAINERS, CLOSURES	DENMK			2	2	DANMK	CONTENEURS, FERMETURES
	JAPAN	8	12	100	120	JAPON	
	OTHER	397			397	AUTRE	
<b>COMMODITY TOTAL</b>		<b>405</b>	<b>12</b>	<b>102</b>	<b>519</b>		<b>TOTAL DE MARCHANDISE</b>
MISC. END PRODUCTS NES	GREEK			7	7	GRECO	PRODUITS FINIS DIV. NDA
	NORW			5	5	NORV	
	JAPAN		4	137	141	JAPON	
	U S A			41	41	E-U	
	OTHER	10		22	32	AUTRE	
<b>COMMODITY TOTAL</b>		<b>10</b>	<b>4</b>	<b>212</b>	<b>226</b>		<b>TOTAL DE MARCHANDISE</b>
GENERAL CARGO	U K	28	20		48	R U	MARCHANDISES DIVERSES
	DENMK		42		42	DANMK	
	GER	2			2	ALL	
	NORW		76		76	NORV	
	JAPAN	824	402	37	1,263	JAPON	
	OTHER	57	135		192	AUTRE	
<b>COMMODITY TOTAL</b>		<b>911</b>	<b>675</b>	<b>37</b>	<b>1,623</b>		<b>TOTAL DE MARCHANDISE</b>
<b>COUNTRY/REGION TOTAL</b>		<b>1,504,365*</b>	<b>201,281*</b>	<b>11,729,902*</b>	<b>13,435,548*</b>		<b>TOTAL DE PAYS/REGION</b>
<b>KOREA - NORTH</b>							<b>COREE DU NORD</b>
PULP	U K			1,166	1,166	R U	PATE
<b>COUNTRY/REGION TOTAL</b>		<b>*</b>	<b>*</b>	<b>1,166*</b>	<b>1,166*</b>		<b>TOTAL DE PAYS/REGION</b>
<b>KOREA - SOUTH</b>							<b>COREE DU SUD</b>
CATTLE	DENMK			726	726	DANMK	BOVINS
MILK POWDER	JAPAN			1	1	JAPON	LAIT EN POUDE
Dairy PROD. EGGS, HONEY	U S A			26	26	E-U	PROD. LAIT., OEUF, MIEL
BARLEY	U S A			40	40	E-U	ORGE
WHEAT	LIBER			40,494	40,494	LIBER	BLE



TABLE 1. CARGOES LOADED AT CANADIAN PORTS FOR FOREIGN COUNTRIES.

TABLEAU 1. MARCHANDISES CHARGÉES DANS LES PORTS CANADIENS A DESTINATION DE PAYS ÉTRANGERS.

COUNTRY OF DESTINATION AND KIND OF CARGO	REGISTRY OF VESSEL	ATLANTIC ATLANTIQUE	GREAT LAKES GRANDS LACS	PACIFIC PACIFIQUE	TOTAL TOTAL	IMMATIC. DU NAVIRE	PAYS DE DESTINATION ET MARCHANDISE
<b>KOREA - SOUTH CONT.</b>							
MALT AND MALT FLOUR	U S A			558	558	F-U	COREE DU SUD SUITE
CEREALS MILLED, NES	U S A			360	360	E-U	MALT ET FARINE DE MALT
FRUIT JUICES	U S A			6	6	E-U	CEREALES MOULUES, NDA
SUGAR, NES	U S A			101	101	E-U	JUS DE FRUIT
MISC. FOOD PREP. NES	U S A			3	3	E-U	SUCRE, NDA
HAY, FORAGE, STRAW	DENMK			277	277	DANMK	DIV. PREP. ALIM. NDA
GROUND CEREALS NES	DENMK			35	35	DANMK	FOIN, FOURRAGE, PAILLE
DIST. ALCOHOLIC BEV.	JAPAN			2	2	JAPON	CEREALES MOULUES NDA
	U S A			1	1	E-U	BOISS. ALCOOL. DIST.
COMMODITY TOTAL				3	3		TOTAL DE MARCHANDISE
RAW HIDES AND SKINS	JAPAN			125	125	JAPON	PEAUX ET CUIRS BRUT
	U S A			529	529	E-U	
COMMODITY TOTAL				654	654		TOTAL DE MARCHANDISE
LEAD DRE AND CONC.	OTHER	2,161			2,161	AUTRE	MINERAI, CONC. DE PLOMB
ORES AND CONC. NES	DENMK	5,250			5,250	DANMK	MINERAIS ET CONC. NDA
IRON AND STEEL SCRAP	U K		6,404		6,404	R U	DECHETS DE FER, DACIER
	GREEK	114			114	GRECQ	
	LIBER	3,014	8,442		11,456	LIBER	
COMMODITY TOTAL		3,128	14,846		17,974		TOTAL DE MARCHANDISE
NON-FERROUS MET. SCRAP	U S A			43	43	E-U	DECHETS METAL. NON FER.
ASBESTOS	DENMK	48,099			48,099	DANMK	AMIANTE
	GREEK	5,429			5,429	GRECQ	
	OTHER	5,105			5,105	AUTRE	
COMMODITY TOTAL		58,633			58,633		TOTAL DE MARCHANDISE
SALT	DENMK			1	1	DANMK	SFL
SULPHUR IN DRES	U K			63,870	63,870	R U	SOUFRE EN MINERAI
	GREEK			19,338	19,338	GRECQ	
	LIBER			37,296	37,296	LIBER	
	OTHER			36,176	36,176	AUTRE	
COMMODITY TOTAL				156,680	156,680		TOTAL DE MARCHANDISE
WASTE AND SCRAP NES	JAPAN	707			707	JAPON	DECHETS ET REBUTS NDA
PULP	U K			2,174	2,174	R U	PATE
	GREEK	1,634			1,634	GRECQ	
	NETH			1,109	1,109	P. BAS	
	LIBER	2,269			2,269	LIBER	
	JAPAN	549			549	JAPON	
	U S A			3,725	3,725	E-U	
	OTHER	1,186			1,186	AUTRE	
COMMODITY TOTAL		1,638		7,008	12,646		TOTAL DE MARCHANDISE
NEWSPRINT PAPER	GREEK	1,210			1,210	GRECQ	PAPIER JOURNAL
	LIBER			2,675	2,675	LIBER	
	U S A			116	116	E-U	
	OTHER	2,695			2,695	AUTRE	
COMMODITY TOTAL		3,905		2,791	6,696		TOTAL DE MARCHANDISE
TEXTILE FAB. MTL NES	GREEK	8			8	GRECQ	OUVR. EN MAT. TEXT. NDA
	JAPAN			14	14	JAPON	
COMMODITY TOTAL		8		14	22		TOTAL DE MARCHANDISE
POTASH	U K			32,605	32,605	R U	POTASSE
	GREEK			6,716	6,716	GRECQ	
	LIBER			24,456	24,456	LIBER	
	OTHER			17,477	17,477	AUTRE	
COMMODITY TOTAL				81,254	81,254		TOTAL DE MARCHANDISE
FERTILIZERS NES	LIBER			3,527	3,527	LIBER	ENGRAIS CHIMIQUE NDA
	JAPAN			3,637	3,637	JAPON	
				7,164	7,164		TOTAL DE MARCHANDISE
STRUCTURAL SHAPES	DENMK	14,200			14,200	DANMK	PROFILES DE CONSTRUCT.
WIRE	JAPAN			46	46	JAPON	FIL METALLIQUE
ZINC AND ALLOYS	U S A			1,165	1,165	E-U	ZINC ET ALLIAGES
METAL FAB. BASIC PROD.	U S A			25	25	E-U	OUVR. DE BASE EN METAL
MACHINERY NES	JAPAN		3		3	JAPON	MACHINES NDA
	U S A			13	13	E-U	
COMMODITY TOTAL			3	13	16		TOTAL DE MARCHANDISE
EQUIPMENT MISC.	NORW		25		25	NORV	MATERIEL DIVERS
	U S A			1	1	E-U	
COMMODITY TOTAL			25	1	26		TOTAL DE MARCHANDISE
PERSONAL, HSEHOLD GODDS	GREEK	2			2	GRECQ	ART. PERS. ET MENAGERS
	JAPAN			27	27	JAPON	
	U S A			59	59	E-U	
COMMODITY TOTAL		2		86	88		TOTAL DE MARCHANDISE
MISC. END PRODUCTS NES	U S A			41	41	E-U	PRODUITS FINIS DIV. NDA
GENERAL CARGO	NORW		2		2	NORV	MARCHANDISES DIVERSES
	JAPAN		6		6	JAPON	
	U S A			9	9	E-U	
	OTHER		9		9	AUTRE	
COMMODITY TOTAL			17	9	26		TOTAL DE MARCHANDISE
COUNTRY/REGION TOTAL		93,632*	14,891*	299,625*	408,148*		TOTAL DE PAYS/REGION
<b>PHILLIPINES</b>							
MEAT AND MEAT PREP. NES	U S A			3	3	E-U	VIANDES ET PREP. NDA
DAIRY PROD. EGGS, HONEY	DENMK	50			50	DANMK	PROD. LAIT., OEUFS, MIEL
MALT AND MALT FLOUR	GER			550	550	ALL	MALT ET FARINE DE MALT
	NORW			5,671	5,671	NORV	
	U S A			739	739	E-U	
	OTHER			4,041	4,041	AUTRE	
COMMODITY TOTAL				11,001	11,001		TOTAL DE MARCHANDISE

TABLE 1. CARGOES LOADED AT CANADIAN PORTS FOR FOREIGN COUNTRIES.

TABLEAU 1. MARCHANDISES CHARGEES DANS LES PORTS CANADIENS A DESTINATION DE PAYS ETRANGERS.

COUNTRY OF DESTINATION AND KIND OF CARGO	REGISTRY OF VESSEL	ATLANTIC ATLANTIQUE	GREAT LAKES GRANDS LACS	PACIFIC PACIFIQUE	TOTAL TOTAL	IMMATIC. DU NAVIRE	PAYS DE DESTINATION ET MARCHANDISE
PHILLIPINES CONT.							PHILLIPINES SUITE
MISC. FOOD PREP. NES	NORW	23			23	NORV	DIV. PREP. ALIM. NDA
DIST. ALCOHOLIC BEV.	NORW			7	7	NORV	BOISS. ALCOOL. DIST.
CIGARETTES	NORW			20	20	NORV	CIGARETTES
RAW HIDES AND SKINS	NORW			20	20	NORV	PEAUX ET CUIRS BRUT
	U S A			101	101	E-U	
COMMODITY TOTAL				121	121		TOTAL DE MARCHANDISE
PULPWOOD	NORW	251			251	NORV	BOIS A PATE
TEXTILE FIBRES NES	NORW			113	113	NORV	FIBRES TEXTILES NDA
	U S A			103	103	E-U	
COMMODITY TOTAL				216	216		TOTAL DE MARCHANDISE
ASBESTOS	DENMK	2,103			2,103	DANMK	AMIANTE
	NORW	432		50	482	NORV	
	U S A			305	305	E-U	
	OTHER			101	101	AUTRE	
COMMODITY TOTAL		2,535		456	2,991		TOTAL DE MARCHANDISE
PULP	DENMK	354			354	DANMK	PATE
	GER			327	327	ALL	
	NORW	2,367		1,272	3,639	NORV	
	U S A			2,261	2,261	E-U	
	OTHER			672	672	AUTRE	
COMMODITY TOTAL		2,721		4,532	7,253		TOTAL DE MARCHANDISE
NEWSPRINT PAPER	DENMK	12,480		600	13,080	DANMK	PAPIER JOURNAL
	GER			48	48	ALL	
	NORW	4,526		740	5,266	NORV	
	LIBER	1,999		770	2,769	LIBER	
	U S A			1,135	1,135	E-U	
	OTHER	497		1,600	2,097	AUTRE	
COMMODITY TOTAL		19,502		4,893	24,395		TOTAL DE MARCHANDISE
PAPER NES	DENMK	21			21	DANMK	PAPIER NDA
	NORW			745	745	NORV	
	U S A			99	99	E-U	
COMMODITY TOTAL		21		844	865		TOTAL DE MARCHANDISE
TEXTILE FAB. MTL NES	OTHER			103	103	AUTRE	OUVR. EN MAT. TEXT. NDA
OTLS, FATS, WAXES NES	DENMK	28			28	DANMK	HUIL. MAT. GRAS. CIRE NDA
METALLIC SALTS	DENMK	60			60	DANMK	SELS METALLIQUES
INORGANIC CHEMS. NES	DENMK	137			137	DANMK	PROD. CHIM. INORG. NDA
ORGANIC CHEMICALS NES	DENMK	136			136	DANMK	PROD. CHIM. ORGAN. NDA
	GER			11	11	ALL	
	NORW	54		44	98	NORV	
	OTHER			11	11	AUTRE	
COMMODITY TOTAL		190		66	256		TOTAL DE MARCHANDISE
POTASH	NETH			12,800	12,800	P. BAS	POTASSE
	PANAM			5,842	5,842	PANAM	
COMMODITY TOTAL				18,642	18,642		TOTAL DE MARCHANDISE
PLASTIC MATERIALS	DENMK	157			157	DANMK	MATIERES PLASTIQUES
	NORW			389	389	NORV	
	U S A			20	20	E-U	
COMMODITY TOTAL		157		409	566		TOTAL DE MARCHANDISE
DYESTUFF, PIGMENT, PAINT	DENMK	15			15	DANMK	MAT. COLOR. PIG. PEINTURE
	OTHER			10	10	AUTRE	
COMMODITY TOTAL		15		10	25		TOTAL DE MARCHANDISE
CHEM. SPECIALTIES NES	NORW			16	16	NORV	PROD. CHIM. SPECTAUX NDA
	OTHER			1	1	AUTRE	
COMMODITY TOTAL				17	17		TOTAL DE MARCHANDISE
COAL TAR, PITCH	DENMK	18			18	DANMK	GOUDRON, BRAI DE BOUIL.
FERRD-ALLOYS	DENMK	1,141			1,141	DANMK	FERRD-ALLIAGES
	OTHER	187			187	AUTRE	
COMMODITY TOTAL		1,328			1,328		TOTAL DE MARCHANDISE
CASTINGS, FORGINGS	NORW			343	343	NORV	MOUL. PIECES FORGEES
	OTHER			7	7	AUTRE	
COMMODITY TOTAL				350	350		TOTAL DE MARCHANDISE
PLATE & SHEET STEEL	NORW			20	20	NORV	TOLES, FEUILLES D'ACIER
	OTHER			1	1	AUTRE	
COMMODITY TOTAL				21	21		TOTAL DE MARCHANDISE
PIPES, TUBES: IRON, STEEL	OTHER			3	3	AUTRE	TUYAUX, TUBES: FER, ACIER
WIRE	NORW			1	1	NORV	FIL METALLIQUE
	OTHER			10	10	AUTRE	
COMMODITY TOTAL				11	11		TOTAL DE MARCHANDISE
ALUMINUM	DENMK	250			250	DANMK	ALUMINIUM
	NORW			52	52	NORV	
COMMODITY TOTAL		250		52	302		TOTAL DE MARCHANDISE
COPPER AND ALLOYS	DENMK	100			100	DANMK	CUIVRE ET ALLIAGES
	NORW			140	140	NORV	
	U S A			34	34	E-U	
COMMODITY TOTAL		100		174	274		TOTAL DE MARCHANDISE
NICKEL AND ALLOYS	NORW			1	1	NORV	NICKEL ET ALLIAGES
	U S A			5	5	E-U	
COMMODITY TOTAL				6	6		TOTAL DE MARCHANDISE
ZINC AND ALLOYS	DENMK	1,811			1,811	DANMK	ZINC ET ALLIAGES
	NORW			1,048	1,048	NORV	
	LIBER			448	448	LIBER	
	U S A			937	937	E-U	
	OTHER			1,460	1,460	AUTRE	
COMMODITY TOTAL		1,811		3,893	5,704		TOTAL DE MARCHANDISE
NON-FERROUS METALS NES	NORW			54	54	NORV	METAUX NON-FERREUX NDA
METAL FAB. BASIC PROD.	DENMK	4			4	DANMK	OUVR. DE BASE EN METAL

TABLE 1. CARGOES LOADED AT CANADIAN PORTS FOR FOREIGN COUNTRIES.

TABLEAU 1. MARCHANDISES CHARGÉES DANS LES PORTS CANADIENS A DESTINATION DE PAYS ÉTRANGERS.

COUNTRY OF DESTINATION AND KIND OF CARGO	REGISTRY OF VESSEL	ATLANTIC ATLANTIQUE	GREAT LAKES GRANDS LACS	PACIFIC PACIFIQUE	TOTAL TOTAL	IMMATIC. DU NAVIRE	PAYS DE DESTINATION ET MARCHANDISE
PHILLIPINES	CONT.						PHILLIPINES SUITE
	NORW			70	70	NORV	
	U S A			2	2	E-U	
	OTHER			329	329	AUTRE	
COMMODITY TOTAL		4		401	405		TOTAL DE MARCHANDISE
BRICKS, TILES NES	DENMK	123			123	DANMK	BRIQUES, TUILLES NDA
	NORW	218			218	NORV	
COMMODITY TOTAL		341			341		TOTAL DE MARCHANDISE
MISC. FABRICATED PROD.	DENMK	157			157	DANMK	OUVRAGES DIVERS
TRACTORS	NORW			141	141	NORV	TRACTEURS
	U S A			27	27	E-U	
COMMODITY TOTAL				168	168		TOTAL DE MARCHANDISE
MACHINERY NES	DENMK	42			42	DANMK	MACHINES NDA
	NORW	223			223	NORV	
	U S A			113	113	E-U	
	OTHER			10	10	AUTRE	
COMMODITY TOTAL		265		1,322	1,322		TOTAL DE MARCHANDISE
RAILWAY ROLLING STOCK	U S A			1,445	1,445	E-U	MAT. ROUL. DE CH. DE FER
PASS. AUTOS AND CHASSIS	DENMK	798			798	DANMK	VOITURES PART., CHASSIS
	NORW	190			190	NORV	
	OTHER			7	7	AUTRE	
COMMODITY TOTAL		988		7	995		TOTAL DE MARCHANDISE
TRUCKS AND CHASSIS	DENMK	2,823			2,823	DANMK	CAMIONS ET CHASSIS
	NORW			3	3	NORV	
	OTHER			63	63	AUTRE	
COMMODITY TOTAL		2,823		66	2,889		TOTAL DE MARCHANDISE
MOTOR VEHICLE ENGINES	DENMK	2,043			2,043	DANMK	MOTEURS DE VEH. AUTOM.
	NORW	451			451	NORV	
	U S A			1	1	E-U	
	OTHER			4	4	AUTRE	
COMMODITY TOTAL		2,494		6	2,500		TOTAL DE MARCHANDISE
RUBBER TIRES AND TUBES	NORW			17	17	NORV	PNEUS, CHAMBRES A AIR
	OTHER			2	2	AUTRE	
COMMODITY TOTAL				19	19		TOTAL DE MARCHANDISE
EQUIPMENT MISC.	DENMK	43			43	DANMK	MATERIEL DIVERS
	NORW			72	72	NORV	
	U S A			119	119	E-U	
COMMODITY TOTAL		43		191	234		TOTAL DE MARCHANDISE
PERSONAL, HOUSEHOLD GOODS	DENMK	11			11	DANMK	ART. PERS. ET MENAGERS
	NORW	76			79	NORV	
	U S A			3	5	E-U	
	OTHER			2	2	AUTRE	
COMMODITY TOTAL		87		10	97		TOTAL DE MARCHANDISE
CONTAINERS, CLOSURES	DENMK	44			44	DANMK	CONTENEURS, FERMETURES
MISC. END PRODUCTS NES	DENMK	2			2	DANMK	PRODUITS FINIS DIV. NDA
	NORW			3	3	NORV	
COMMODITY TOTAL		2		3	5		TOTAL DE MARCHANDISE
GENERAL CARGO	DENMK	203			203	DANMK	MARCHANDISES DIVERSES
	NORW			10	10	NORV	
COMMODITY TOTAL		203		10	213		TOTAL DE MARCHANDISE
COUNTRY/REGION TOTAL		36,648*	*	48,232*	84,880*		TOTAL DE PAYS/REGION
TAIWAN							TAIWAN
MILK POWDER	DENMK	35			35	DANMK	LAIT EN POUDRE
BARLEY	ITALY			14,000	14,000	ITAL	ORGE
	LIBER			30,376	30,376	LIBER	
	OTHER			29,649	29,649	AUTRE	
COMMODITY TOTAL				74,025	74,025		TOTAL DE MARCHANDISE
WHEAT	GER	15,625			15,625	ALL	BLE
	GREEK			41,496	41,496	GRECCQ	
	NORW			19,544	19,544	NORV	
	SWEDN			26,936	26,936	SUEDE	
COMMODITY TOTAL		15,625		87,976	103,601		TOTAL DE MARCHANDISE
DIST. ALCOHOLIC BEV.	U S A			35	35	E-U	BOISS. ALCOOL. DIST.
SOYA BEANS	OTHER	17,500			17,500	AUTRE	GRATNE DE SOYA
NON-FERROUS MET. SCRAP	LIBER			120	120	LIBER	DECHETS METAL. NON FER.
	U S A			23	23	E-U	
COMMODITY TOTAL				143	143		TOTAL DE MARCHANDISE
ASBESTOS	DENMK	47			47	DANMK	AMIANTE
	GREEK	1,217			1,217	GRECCQ	
	OTHER	27			27	AUTRE	
COMMODITY TOTAL		1,291			1,291		TOTAL DE MARCHANDISE
SULPHUR IN ORES	GREEK			53,311	53,311	GRECCQ	SOUFRE EN MINERAL
	LIBER			95,272	95,272	LIBER	
	PANAM			10,976	10,976	PANAM	
	OTHER			54,710	54,710	AUTRE	
COMMODITY TOTAL				214,269	214,269		TOTAL DE MARCHANDISE
PULP	LIBER			6,314	6,314	LIBER	PATE
NEWSPRINT PAPER	LIBER			3,650	3,650	LIBER	PAPIER JOURNAL
	OTHER			5,644	5,644	AUTRE	
COMMODITY TOTAL				9,294	9,294		TOTAL DE MARCHANDISE
METALLIC SALTS	LIBER			5	5	LIBER	SELS METALLIQUES
INDORGANIC CHEMS. NES	LIBER			4	4	LIBER	PROD. CHIM. INORG. NDA
	JAPAN	361			361	JAPON	
	OTHER			1	1	AUTRE	
COMMODITY TOTAL		361		5	366		TOTAL DE MARCHANDISE



TABLE 1. CARGOES LOADED AT CANADIAN PORTS FOR FOREIGN COUNTRIES.

TABLEAU 1. MARCHANDISES CHARGÉES DANS LES PORTS CANADIENS A DESTINATION DE PAYS ÉTRANGERS.

COUNTRY OF DESTINATION AND KIND OF CARGO	REGISTRY OF VESSEL	ATLANTIC ATLANTIQUE	GREAT LAKES GRANDS LACS	PACIFIC PACIFIQUE	TOTAL TOTAL	IMMATIC. DU NAVIRE	PAYS DE DESTINATION ET MARCHANDISE
<b>TAIWAN CONT.</b>							<b>TAIWAN SUITE</b>
POTASH	OTHER			17,048	17,048	AUTRE	POTASSE
NICKEL AND ALLOYS	LIBER			9	9	LIBER	NICKEL ET ALLIAGES
ZINC AND ALLOYS	LIBER			55	55	LIBER	ZINC ET ALLIAGES
	U S A			485	485	E-U	
	OTHER			143	143	AUTRE	
<b>COMMODITY TOTAL</b>				<b>683</b>	<b>683</b>		<b>TOTAL DE MARCHANDISE</b>
MACHINERY NES	DENMK	1			1	OANMK	MACHINES NDA
	JAPAN		84		84	JAPON	
	OTHER			1	1	AUTRE	
<b>COMMODITY TOTAL</b>		<b>1</b>	<b>84</b>	<b>1</b>	<b>86</b>		<b>TOTAL DE MARCHANDISE</b>
EQUIPMENT MISC.	LIBER			1	1	LIBER	MATERIEL DIVERS
	OTHER			34	34	AUTRE	
<b>COMMODITY TOTAL</b>				<b>35</b>	<b>35</b>		<b>TOTAL DE MARCHANDISE</b>
PERSONAL/HSEHOLD GOODS	LIBER			2	2	LIBER	ART.PERS.ET MENAGERS
GENERAL CARGO	DENMK	8			8	DANMK	MARCHANDISES DIVERSES
	JAPAN		11		11	JAPON	
<b>COMMODITY TOTAL</b>		<b>8</b>	<b>11</b>	<b>11</b>	<b>19</b>		<b>TOTAL DE MARCHANDISE</b>
<b>COUNTRY/REGION TOTAL</b>		<b>34,821*</b>	<b>95*</b>	<b>409,844*</b>	<b>444,760*</b>		<b>TOTAL DE PAYS/REGION</b>
<b>THAILAND</b>							<b>THAILANDE</b>
FISH, FRESH OR FROZEN	U S A			4	4	E-U	POISSON,FRAIS DU CDNG.
MILK POWDER	DENMK	30			30	OANMK	LAIT EN POUORE
WHEAT	NORV			27	27	NORV	BLE
WHEAT FLOUR	DENMK	100			100	DANMK	FARINE DE BLE
	GER			198	198	ALL	
	NORV			975	975	NORV	
	U S A			890	890	E-U	
<b>COMMODITY TOTAL</b>		<b>100</b>		<b>2,063</b>	<b>2,163</b>		<b>TOTAL DE MARCHANDISE</b>
APPLES	U S A			10	10	E-U	POMMES
VEGETABLE PREP.NES	DENMK	6			6	OANMK	PREP. DE LEGUMES NOA
MISC.FOOD PREP.NES	NORV			2	2	NORV	OIV.PREP.ALIM.NOA
CONC.COMPLETE FEEDS	GER			8	8	ALL	CONC., PROV.COMPLETES
	NORV			6	6	NORV	
	U S A			22	22	E-U	
<b>COMMODITY TOTAL</b>				<b>36</b>	<b>36</b>		<b>TOTAL DE MARCHANDISE</b>
DIST.ALCOHOLIC BEV.	U S A			16	16	E-U	BOISS.ALCOOL.DIST.
PULPWOOD	NORV	534			534	NORV	BOIS A PATE
TEXTILE FIBRES NES	U S A			140	140	E-U	FIBRES TEXTILES NDA
IRON AND STEEL SCRAP	DENMK	183			183	DANMK	DECHETS DE FER, D'ACIER
ASBESTOS	OENMK	2,802			2,802	OANMK	AMIANTE
	GER			251	251	ALL	
	NORV	492			120	NORV	
	U S A			1,050	1,050	E-U	
<b>COMMODITY TOTAL</b>		<b>3,294</b>		<b>1,421</b>	<b>4,715</b>		<b>TOTAL DE MARCHANDISE</b>
SULPHUR IN ORES	JAPAN			9,993	9,993	JAPON	SOUFRE EN MINERAI
WASTE AND SCRAP NES	DENMK	1,404			1,404	DANMK	DECHETS ET REBUTS NDA
LUMBER AND TIMBER	DENMK	11			11	OANMK	BOIS D'OEUVRE ET CHARP.
	NORV	270			270	NORV	
<b>COMMODITY TOTAL</b>		<b>281</b>			<b>281</b>		<b>TOTAL DE MARCHANDISE</b>
PULP	DENMK	474			474	DANMK	PATE
	NORV	1,735			364	NORV	
	LIBER			364	2,099	LIBER	
	U S A			2,336	2,336	E-U	
				693	693		
<b>COMMODITY TOTAL</b>		<b>2,209</b>		<b>3,393</b>	<b>5,602</b>		<b>TOTAL DE MARCHANDISE</b>
NEWSPRINT PAPER	DENMK	18,044			18,044	DANMK	PAPIER JOURNAL
	GER			679	679	ALL	
	NORV	588			573	NORV	
	U S A			1,698	1,698	E-U	
	OTHER	117			117	AUTRE	
<b>COMMODITY TOTAL</b>		<b>18,749</b>		<b>2,950</b>	<b>21,699</b>		<b>TOTAL DE MARCHANDISE</b>
PAPER NES	NORV			10	10	NORV	PAPIER NDA
	U S A			271	271	E-U	
				281	281		
<b>COMMODITY TOTAL</b>				<b>33</b>	<b>33</b>		<b>TOTAL DE MARCHANDISE</b>
INORGANIC CHEMS. NES	DENMK	33			33	DANMK	PROD.CHIM.INDRG.NDA
SYNTHETIC RUBBER	OENMK	55			55	DANMK	CADUTCHOUC SYNTHETIQUE
PLASTIC MATERIALS	OENMK	160			160	DANMK	MATIERES PLASTIQUES
	NORV	156			156	NORV	
<b>COMMODITY TOTAL</b>		<b>316</b>			<b>316</b>		<b>TOTAL DE MARCHANDISE</b>
ASPHALTS,ROAD DILS	DENMK	10			10	DANMK	ASPHALTE,BITUME LIQD.
ALUMINUM	DENMK	273			273	DANMK	ALUMINIUM
	JAPAN			544	544	JAPON	
	OTHER			11	11	AUTRE	
<b>COMMODITY TOTAL</b>		<b>273</b>		<b>555</b>	<b>828</b>		<b>TOTAL DE MARCHANDISE</b>
COPPER AND ALLOYS	DENMK	186			186	DANMK	CUIVRE ET ALLIAGES
	NORV			3	3	NORV	
	U S A			6	6	E-U	
				9	195		
<b>COMMODITY TOTAL</b>		<b>186</b>		<b>94</b>	<b>94</b>		<b>TOTAL DE MARCHANDISE</b>
LEAD AND ALLOYS	U S A			94	94	E-U	PLOMB ET ALLIAGES
ZINC AND ALLOYS	NORV			613	613	NORV	ZINC ET ALLIAGES
	U S A			3,309	3,309	E-U	
<b>COMMODITY TOTAL</b>				<b>3,922</b>	<b>3,922</b>		<b>TOTAL DE MARCHANDISE</b>
METAL FAB.BASIC PROD.	GER			11	11	ALL	OUVR.DE BASE EN METAL
	NORV			10	10	NORV	
	U S A			17	17	E-U	

TABLE 1. CARGOES LOADED AT CANADIAN PORTS FOR FOREIGN COUNTRIES.

TABLEAU 1. MARCHANDISES CHARGÉES DANS LES PORTS CANADIENS A DESTINATION DE PAYS ÉTRANGERS.

COUNTRY OF DESTINATION AND KIND OF CARGO	REGISTRY OF VESSEL	ATLANTIC ATLANTIQUE	GREAT LAKES GRANDS LACS	PACIFIC PACIFIQUE	TOTAL TOTAL	IMMATRIC. DU NAVIRE	PAYS DE DESTINATION ET MARCHANDISE
THAILAND CONT. COMMODITY TOTAL				38	38		THAÏLANDE SUITE TOTAL DE MARCHANDISE
MISC. FABRICATED PROD.	DENMK	119			119	DANMK	OUVRAGES DIVERS
TRACTORS	DENMK	18			18	DANMK	TRACTEURS
MACHINERY NES	DENMK	269			269	DANMK	MACHINES NOA
	NORW			3	3	NORV	
COMMODITY TOTAL		269		3	272		TOTAL DE MARCHANDISE
MOTOR VEHICLE ENGINES	DENMK	110			110	DANMK	MOTEURS DE VEH. AUTOM.
	NORW	18			18	NORV	
COMMODITY TOTAL		128			128		TOTAL DE MARCHANDISE
EQUIPMENT MISC.	DENMK	106			106	DANMK	MATERIEL DIVERS
	NORW	17		1	18	NORV	
COMMODITY TOTAL		123		1	124		TOTAL DE MARCHANDISE
PERSONAL, HOUSEHOLD GOODS	DENMK	1			1	DANMK	ART. PERS. ET MENAGERS
	NORW			5	5	NORV	
	U S A			17	17	E-U	
COMMODITY TOTAL		1		22	23		TOTAL DE MARCHANDISE
CONTAINERS, CLOSURES	NORW			1	1	NORV	CONTENEURS, FERMETURES
MISC. END PRODUCTS NES	DENMK	26			26	DANMK	PRODUITS FINIS DIV. NOA
GENERAL CARGO	DENMK	133			133	DANMK	MARCHANDISES DIVERSES
	NORW			2	2	NORV	
COMMODITY TOTAL		133		2	135		TOTAL DE MARCHANDISE
COUNTRY/REGION TOTAL		28,480*	*	24,983*	53,463*		TOTAL DE PAYS/REGION
USSR - PACIFIC							URSS-PACIFIQUE
WHEAT	OTHER			344,101	344,101	AUTRE	BLE
SULPHUR IN DRES	OTHER			24,640	24,640	AUTRE	SOUFRE EN MINERAI
PULP	OTHER			4,475	4,475	AUTRE	PATE
MISC. END PRODUCTS NES	OTHER			2	2	AUTRE	PRODUITS FINIS DIV. NOA
COUNTRY/REGION TOTAL		*	*	373,218*	373,218*		TOTAL DE PAYS/REGION
VIET-NAM, NORTH							VIET-NAM, NORD
GENERAL CARGO	OTHER			1	1	AUTRE	MARCHANDISES DIVERSES
COUNTRY/REGION TOTAL		*	*	1*	1*		TOTAL DE PAYS/REGION
VIET-NAM, SOUTH							VIET-NAM, SUD
FISH, CANNED	PANAM	792			792	PANAM	POISSON EN BOITES
NEWSPRINT PAPER	OTHER			4,859	4,859	AUTRE	PAPIER JOURNAL
PERSONAL, HOUSEHOLD GOODS	U S A			5	5	E-U	ART. PERS. ET MENAGERS
MISC. END PRODUCTS NES	U S A			33	33	E-U	PRODUITS FINIS DIV. NOA
GENERAL CARGO	JAPAN		1		1	JAPON	MARCHANDISES DIVERSES
COUNTRY/REGION TOTAL		792*	1*	4,897*	5,690*		TOTAL DE PAYS/REGION
AUSTRALIA							AUSTRALIE
MEAT, FRESH OR FROZEN	U K	125			125	R U	VIANDE, FRAICHE / CONG.
	SWEDN			40	40	SUEDE	
COMMODITY TOTAL		125		40	165		TOTAL DE MARCHANDISE
MEAT AND MEAT PREP. NES	SWEDN	18	3		21	SUEDE	VIANDES ET PREP. NOA
	LIBER			22	22	LIBER	
COMMODITY TOTAL		18	3	22	43		TOTAL DE MARCHANDISE
FISH, FRESH OR FROZEN	U K	2,984			2,984	R U	POISSON, FRAIS OU CONG.
	GER			26	26	ALL	
	GREEK			4	4	GRECQ	
	NORW			8	8	NORV	
	SWEDN			12	12	SUEDE	
	LIBER			20	20	LIBER	
	U S A			65	65	E-U	
COMMODITY TOTAL		2,984		135	3,119		TOTAL DE MARCHANDISE
FISH, CANNED	U K	627			627	R U	POISSON EN BOITES
	DENMK			10	10	DANMK	
	GER			75	75	ALL	
	NORW			14	14	NORV	
	SWEDN			23	23	SUEDE	
	LIBER			2	2	LIBER	
	JAPAN			3	3	JAPON	
	U S A			42	42	E-U	
COMMODITY TOTAL		627		169	796		TOTAL DE MARCHANDISE
SHELL FISH, NES	U K	106			106	R U	MOLLUSQUES CRUST., NOA
CHEESE	SWEDN			6	6	SUEDE	FROMAGE
MILK POWDER	DENMK	500			500	DANMK	LAIT EN POUDRE
DAIRY PROD. EGGS, HONEY	U K	2			2	R U	PROD. LAIT., OEUFS, MIEL
BAKERY PROD. INC. FROZEN	U K	220			220	R U	PROD. BOUL., PROD. CONG.
	GER	112			112	ALL	
	SWEDN			51	51	SUEDE	
COMMODITY TOTAL		332		51	383		TOTAL DE MARCHANDISE
FROZEN FRUITS, BERRIES	GER			5	5	ALL	FRUITS, BATES CONGÉLÉS
	NORW			8	8	NORV	
	SWEDN	2	46		48	SUEDE	
	U S A			1	1	E-U	

TABLE 1. CARGOES LOADED AT CANADIAN PORTS FOR FOREIGN COUNTRIES.

TABLEAU 1. MARCHANDISES CHARGÉES DANS LES PORTS CANADIENS A DESTINATION DE PAYS ÉTRANGERS.

COUNTRY OF DESTINATION AND KIND OF CARGO	REGISTRY OF VESSEL	ATLANTIC ATLANTIQUE	GREAT LAKES GRANDS LACS	PACIFIC PACIFIQUE	TOTAL TOTAL	IMMATIC. DU NAVIRE	PAYS DE DESTINATION ET MARCHANDISE
AUSTRALIA CONT.							AUSTRALIE SUITE
COMMODITY TOTAL		2	46	14	62		TOTAL DE MARCHANDISE
FRUIT JUICES	LIBER			26	26	LIBER	JUS DE FRUIT
POTATOES	U K	32			32	R U	POMMES DE TERRE
VEGETABLES, FRESH	GER			18	18	ALL	LEGUMES, FRAIS
VEGETABLES, FROZEN	U K	471			471	R U	LEGUMES, CONGÉLÉS
	SWEON	11	63		74	SUEDE	
COMMODITY TOTAL		482	63		545		TOTAL DE MARCHANDISE
VEGETABLES, DRIED	U K	465			465	R U	LEGUMES, SECS
VEGETABLE PREP.NES	U K	128	63		191	R U	PREP. DE LEGUMES NOA
	DENMK			4	4	DANMK	
	SWEON	2	560	1	563	SUEDE	
	DYHER		150		150	AUTRE	
COMMODITY TOTAL		130	773	5	908		TOTAL DE MARCHANDISE
SYRUP	NORW			1	1	NORV	SIROP
SPICES	SWEON		28		28	SUEDE	EPICES
SAUSAGE SKINS,CASINGS	U K	46			46	R U	BOYAUX A SAUCISSES
	SWEON			2	2	SUEDE	
	U S A			1	1	E-U	
COMMODITY TOTAL		46		3	49		TOTAL DE MARCHANDISE
MISC.FOOD PREP.NES	U K	657	4	32	693	R U	DIV.PREP.ALIM.NDA
	DENMK	21			21	DANMK	
	SWEON		49		49	SUEDE	
	U S A			29	29	E-U	
COMMODITY TOTAL		678	53	61	792		TOTAL DE MARCHANDISE
BRAN,SHORTS,MIDDINGS	U K	17			17	R U	SON,ISSUES DE CEREALES
WINES	SWEON			19	19	SUEDE	VINS
DIST.ALCOHOLIC BEV.	U K	359			359	R U	BOISS.ALCOOL.DIST.
	GER			1	1	ALL	
	SWEON			12	12	SUEDE	
	U S A			7	7	E-U	
COMMODITY TOTAL		359		20	379		TOTAL DE MARCHANDISE
CIGARETTES	U K	3			3	R U	CIGARETTES
TOBACCO NES	U K	19			19	R U	TABACS NDA
	OTHER	7			7	AUTRE	
COMMODITY TOTAL		26			26		TOTAL DE MARCHANDISE
SEEDS FOR SOWING NES	LIBER			6	6	LIBER	GRAINES DE SEMENCE NDA
RUBBER,ALLIED GUMS,NAT	U K	30			30	R U	CAOUTCHUC GOMMES NAT.
TEXTILE FIBRES NES	U K	451			451	R U	FIBRES TEXTILES NDA
	SWEON	288			288	SUEDE	
	LIBER		352		352	LIBER	
COMMODITY TOTAL		739	352		1,091		TOTAL DE MARCHANDISE
ALUMINA,BAUXITE ORES	SWEON	35			35	SUEDE	MINERALS ALUMINE,BAUX.
NICKEL-COPPER ORE	U K	81			81	R U	MINER.DE CUIVRE-NICKEL
ORES AND CONC.NES	GER			40	40	ALL	MINERALS ET CONC.NDA
	SWEON			9	9	SUEDE	
	LIBER			10	10	LIBER	
	JAPAN			43	43	JAPON	
	U S A			19	19	E-U	
COMMODITY TOTAL				121	121		TOTAL DE MARCHANDISE
IRON AND STEEL SCRAP	LIBER	50			50	LIBER	DECHETS DE FER, DACIER
NON-FERROUS MET.SCRAP	U K	46			46	R U	DECHETS METAL.NON FER.
	DENMK	80			80	DANMK	
	LIBER	80			80	LIBER	
COMMODITY TOTAL		206			206		TOTAL DE MARCHANDISE
SLAG,DROSS,BY-PRODUCTS	SWEON			1	1	SUEDE	PDUS.GUEUL.SCOR.PROD.
ASBESTOS	U K	22,093			22,093	R U	AMIANTE
	DENMK	2,623			2,623	DANMK	
	GER	8,006		3,328	11,334	ALL	
	GREEK	712		614	1,326	GREGQ	
	NORW			1,194	1,194	NORV	
	SWEON	3,123		3,460	6,583	SUEDE	
	LIBER	2,906		2,928	5,834	LIBER	
	JAPAN			2,292	2,292	JAPON	
	U S A			3,676	3,676	E-U	
	OTHER	2,121			2,121	AUTRE	
COMMODITY TOTAL		41,584		17,492	59,076		TOTAL DE MARCHANDISE
CLAY MATERIALS NES	U K	101			101	R U	MATIERES ARGIL.NDA
	GER			28	28	ALL	
	OTHER	433			433	AUTRE	
COMMODITY TOTAL		534		28	562		TOTAL DE MARCHANDISE
SULPHUR IN ORES	U K			103,420	103,420	R U	SDFRE EN MINERAL
	GREEK			21,675	21,675	GREGQ	
	NORW			19,389	19,389	NORV	
	LIBER			17,343	17,343	LIBER	
	PANAM			20,678	20,678	PANAM	
COMMODITY TOTAL				182,505	182,505		TOTAL DE MARCHANDISE
CRUDE NON-MET.MIN.NES	U K	833			833	R U	MIN.NON-MET.BRUTS NDA
	SWEON	17	43		60	SUEDE	
COMMODITY TOTAL		850	43		893		TOTAL DE MARCHANDISE
WASTE AND SCRAP NES	U K	147			147	R U	DECHETS ET REBUTS NDA
	SWEON	909			909	SUEDE	
	LIBER			19	19	LIBER	
COMMODITY TOTAL		1,056		19	1,075		TOTAL DE MARCHANDISE
RUBBER FAB.MATERIALS	U K	12			12	R U	DEMI-PROD.CAOUTCHUC
	SWEON		289		289	SUEDE	
COMMODITY TOTAL		12	289		301		TOTAL DE MARCHANDISE



TABLE 1. CARGOES LOADED AT CANADIAN PORTS FOR FOREIGN COUNTRIES.

TABLEAU 1. MARCHANDISES CHARGÉES DANS LES PORTS CANADIENS A DESTINATION DE PAYS ÉTRANGERS.

COUNTRY OF DESTINATION AND KIND OF CARGO	REGISTRY OF VESSEL	ATLANTIC ATLANTIQUE	GREAT LAKES GRANDS LACS	PACIFIC PACIFIQUE	TOTAL TOTAL	IMMATIC. OU NAVIRE	PAYS DE DESTINATION ET MARCHANDISE
AUSTRALIA LUMBER AND TIMBER	U K	17			17	R U	AUSTRALIE
	GER			22	22	ALL	BOIS D'OEUVRE ET CHARP.
	GREEK			9,971	9,971	GRECQ	
	NETH			12,678	12,678	P.BAS	
	NORW			85,383	85,383	NORV	
	SWEDN			39,410	39,410	SUEDE	
	LIBER			39,023	39,023	LIBER	
	JAPAN			4,206	4,206	JAPDN	
	U S A			142	142	E-U	
	OTHER			3,542	3,542	AUTRE	
COMMODITY TOTAL		17		194,377	194,394		TOTAL DE MARCHANDISE
SHINGLES AND SHAKES	U K	63			63	R U	BARDEAUX, BARD. FACADE
	GREEK			25	25	GRECQ	
	NORW			21	21	NORV	
	SWEDN			21	21	SUEDE	
COMMODITY TOTAL		63		67	130		TOTAL DE MARCHANDISE
VENEER, PLYWOOD	NETH			46	46	P.BAS	PLACAGES, CONTRE-PLAQ.
	NORW			76	76	NORV	
	SWEDN			9	37	SUEDE	
COMMODITY TOTAL		28		131	159		TOTAL DE MARCHANDISE
COOPERAGE STOCK	LIBER				4	LIBER	DEMI-PROD. TONNELLERIE
WOOD FAB. MATERIALS	U K	17			17	R U	DEMI-PRODUITS EN BOIS
	SWEDN		14		14	SUEDE	
COMMODITY TOTAL		17	14		31		TOTAL DE MARCHANDISE
PULP	U K	520			520	R U	PATE
	DENMK	925		881	1,806	DANMK	
	GER	7,145		828	7,973	ALL	
	NETH			1,269	1,269	P.BAS	
	NORW			16,335	16,335	NORV	
	SWEDN	580		19,502	20,082	SUEDE	
	LIBER	578		14,224	14,802	LIBER	
	JAPAN			714	714	JAPON	
	PANAM	2,240			2,240	PANAM	
	U S A			1,688	1,688	E-U	
	OTHER	1,874		2,723	4,597	AUTRE	
COMMODITY TOTAL		13,862		58,164	72,026		TOTAL DE MARCHANDISE
MEKREPRINT PAPER	U K	24,946			24,946	R U	PAPIER JOURNAL
	DENMK	115			115	DANMK	
	GER	2,224		877	3,101	ALL	
	GREEK	233			233	GRECQ	
	NETH	10,289			10,289	P.BAS	
	NORW	37,639		22,459	60,098	NORV	
	SWEDN	1,419		22,127	23,546	SUEDE	
	LIBER	28,133		4,312	32,445	LIBER	
	JAPAN			4,326	4,326	JAPON	
	PANAM	388			388	PANAM	
	U S A			2,026	2,026	E-U	
	OTHER	18,851			18,851	AUTRE	
COMMODITY TOTAL		124,237		56,127	180,364		TOTAL DE MARCHANDISE
PAPER NES	U K	2,363			2,363	R U	PAPIER NDA
	DENMK	458		24	482	DANMK	
	GER	148		556	704	ALL	
	GREEK			85	85	GRECQ	
	SWEDN	795	115	65	975	SUEDE	
	LIBER	92	118	175	385	LIBER	
	JAPAN			109	109	JAPON	
	U S A			1	1	E-U	
	OTHER	42			42	AUTRE	
COMMODITY TOTAL		3,898	233	1,015	5,146		TOTAL DE MARCHANDISE
PAPERBOARD	U K	6			6	R U	CARTON
	SWEDN	166			166	SUEDE	
	LIBER		11	321	332	LIBER	
	OTHER	573			573	AUTRE	
COMMODITY TOTAL		745	11	321	1,077		TOTAL DE MARCHANDISE
W.D.C. PAPER AND BOARD	U K	296			296	R U	PLAQ. CONSTR. PAP/CART.
	GREEK			70	70	GRECQ	
	NORW			40	40	NORV	
	SWEDN	155			155	SUEDE	
COMMODITY TOTAL		451		110	561		TOTAL DE MARCHANDISE
WET MACHINE BOARD	U K	223			223	R U	CARTON EN PATE PRESSE
	SWEDN	151	418	1	570	SUEDE	
	U S A			3	3	E-U	
COMMODITY TOTAL		374	418	4	796		TOTAL DE MARCHANDISE
TEXTILE FAB. MAT. NES	U K	657			662	R U	OUVP. EN MAT. TEXT. NDA
	DENMK		181		181	DANMK	
	GER	160		105	265	ALL	
	GREEK	8			8	GRECQ	
	SWEDN	142	28	19	189	SUEDE	
	LIBER	12		52	64	LIBER	
	JAPAN			627	627	JAPON	
	U S A			18	18	E-U	
	OTHER	15			15	AUTRE	
COMMODITY TOTAL		994	214	821	2,029		TOTAL DE MARCHANDISE
ANIMAL OILS, EXC. MARINE	U K	31			31	R U	HUIL. ANIM. SAUF AN. MAR.
VEG. OILS, FATS NES	GER			1,307	1,307	ALL	HUIL. MAT. GRAS. VEG. NDA
	SWEDN			310	310	SUEDE	

TABLE 1. CARGOES LOADED AT CANADIAN PORTS FOR FOREIGN COUNTRIES.

TABEAU 1. MARCHANDISES CHARGÉES DANS LES PORTS CANADIENS A DESTINATION DE PAYS ÉTRANGERS.

COUNTRY OF ORIGIN AND KIND OF CARGO	REGISTRY OF VESSEL	ATLANTIC ATLANTIQUE	GREAT LAKES GRANDS LACS	PACIFIC PACIFIQUE	TOTAL TOTAL	IMMATIC. DU NAVIRE	PAYS DE DESTINATION ET MARCHANDISE
AUSTRALIA CONT.	U S A			757	757	E-U	AUSTRALIE SUITE
COMMODITY TOTAL OILS, FATS, WAXES NES	U K DENMK SWEDN OTHER	788 500		2,374	2,374	R U DANMK SUEDE AUTRE	TOTAL DE MARCHANDISE HUIL. MAT. GRAS. CIRE NDA
COMMODITY TOTAL METALLIC SALTS	U K GER SWEDN OTHER	1,366 1,785 855 677	502		1,868 1,785 864 747	R U ALL SUEDE AUTRE	TOTAL DE MARCHANDISE SELS METALLIQUES
COMMODITY TOTAL INORGANIC CHEMS. NES	U K DENMK GER SWEON LIBER JAPAN OTHER	3,317 1,560 25	398	9	3,724 1,560	R U DANMK ALL SUEDE LIBER JAPON AUTRE	TOTAL DE MARCHANDISE PROD. CHIM. INORG. NDA
COMMODITY TOTAL ORGANIC CHEMICALS NES	U K DENMK GER GREEK SWEDN LIBER JAPAN U S A OTHER	1,982 3,952 765 105 1,672 2,145	106	318	2,406 3,952 34 865 33 138 3,265 2,434 183 107	R U DANMK ALL GREECQ SUEDE LIBER JAPON E-U AUTRE	TOTAL DE MARCHANDISE PROD. CHIM. ORGAN. NDA
COMMODITY TOTAL EXPLOS., FUSES, CAPS POTASH	OTHER U K LIBER JAPAN	2,087 10,726 573	1,017	2,087	13,830 573	AUTRE R U LIBER JAPON	TOTAL DE MARCHANDISE EXPLOS., AMORCES, DET. POTASSE
COMMODITY TOTAL SYNTHETIC RUBBER	U K GER SWEDN	1,614 172	717		17,305 1,614 12	R U ALL SUEDE	TOTAL DE MARCHANDISE CAOUTCHOUC SYNTHETIQUE
COMMODITY TOTAL PLASTIC MATERIALS	U K DENMK GER GREEK SWEDN LIBER OTHER	1,786 2,057 17 248 65 633 295	93 32	12	2,515 2,150 49 266 65 723 464	R U DANMK ALL GREECQ SUEDE LIBER AUTRE	TOTAL DE MARCHANDISE MATIERES PLASTIQUES
COMMODITY TOTAL DYE STUFF, PIGMENT, PAINT	U K GER GREEK SWEDN LIBER JAPAN	3,315 59	431	42	3,788 59	R U ALL GREECQ SUEDE LIBER JAPON	TOTAL DE MARCHANDISE MAT. COLOR. PIG. PEINTURE
COMMODITY TOTAL CHEM. SPECIALTIES NES	U K DENMK SWEDN OTHER	196 1,144 89 7	27	173	259 196 1,144 242 7	R U DANMK SUEDE AUTRE	TOTAL DE MARCHANDISE PROD. CHIM. SPECIAUX NDA
COMMODITY TOTAL LUBRICATING OIL, GREASE	U K SWEDN	1,436 225	153		1,589 225	R U SUEDE	TOTAL DE MARCHANDISE HUILE, GRAISSE LUBRIF.
COMMODITY TOTAL COKE	U K	225	37		262	R U	TOTAL DE MARCHANDISE COKE
PETROL, COAL PROD. NES	U K SWEDN	789 1			789 1	R U SUEDE	DERIVE PETR. CHARB. NDA
COMMODITY TOTAL FERRO-ALLOYS	U K DENMK GER OTHER	1 342 216 108	1		2 342 216 108	R U DANMK ALL AUTRE	TOTAL DE MARCHANDISE FERRO-ALLIAGES
COMMODITY TOTAL BARS AND RODS, STEEL	U K SWEON LIBER OTHER	1,721 9 306 76	154		1,721 9 460	R U SUEDE LIBER AUTRE	TOTAL DE MARCHANDISE BARRES ET TIGES ACIER
COMMODITY TOTAL PLATE & SHEET STEEL	U K GREEK SWEDN LIBER OTHER	391 980 13 255 1,288 19	154 3,193	1,539	6,478 4,173 13 2,017 1,288 2,195	R U GREECQ SUEDE LIBER AUTRE	TOTAL DE MARCHANDISE TOLES, FEUILLES DACIER
COMMODITY TOTAL STRUCTURAL SHAPES	U K GREEK SWEON JAPAN	2,555 841 20 271	5,592 143	1,539	9,686 841 20 414 948	R U GREECQ SUEDE JAPON	TOTAL DE MARCHANDISE PROFILES DE CONSTRUCT.

TABLE 1. CARGOES LOADED AT CANADIAN PORTS FOR FOREIGN COUNTRIES.

TABLEAU 1. MARCHANDISES CHARGÉES DANS LES PORTS CANADIENS A DESTINATION DE PAYS ÉTRANGERS.

COUNTRY OF DESTINATION AND KIND OF CARGO	REGISTRY OF VESSEL	ATLANTIC ATLANTIQUE	GREAT LAKES GRANDS LACS	PACIFIC PACIFIQUE	TOTAL TOTAL	IMMTRIC. DU NAVIRE	PAYS DE DESTINATION ET MARCHANDISE
AUSTRALIA CONT.							AUSTRALIE SUITE
COMMODITY TOTAL		1,132	143	948	2,223		TOTAL DE MARCHANDISE
PIPES, TUBES, IRON, STEEL WIRE	U K	154			154	R U	TUYAUX, TUBES, FER, ACIER
	U K	24			24	R U	FIL METALLIQUE
	SWEDN	38	26	89	153	SUEDE	
	LIBER			5	5	LIBER	
COMMODITY TOTAL		62	26	94	182		TOTAL DE MARCHANDISE
ALUMINUM	U K	361			361	R U	ALUMINIUM
	GER	1,401			1,401	ALL	
	LIBER	2			2	LIBER	
	OTHER	1,537			1,537	AUTRE	
COMMODITY TOTAL		3,301			3,301		TOTAL DE MARCHANDISE
COPPER AND ALLOYS	U K	40			40	R U	CUivre ET ALLIAGES
	DENMK	45			45	DANMK	
	GREEK	19			19	GRECQ	
	SWEDN	11	29		40	SUEDE	
	LIBER	102			102	LIBER	
COMMODITY TOTAL		217	29		246		TOTAL DE MARCHANDISE
LEAD AND ALLOYS	SWEDN	11			11	SUEDE	PLOMB ET ALLIAGES
NICKEL AND ALLOYS	U K	1,722			1,722	R U	NICKEL ET ALLIAGES
	GER			92	92	ALL	
	GREEK	152			152	GRECQ	
	NORW			1	1	NORV	
	SWEDN		16		99	SUEDE	
	LIBER	151			174	LIBER	
	JAPAN				2	JAPON	
	U S A				1	E-U	
COMMODITY TOTAL		2,025	16	202	2,243		TOTAL DE MARCHANDISE
NON-FERROUS METALS NES	U S A			3	3	E-U	MET. NON-FERREUX NDA
	OTHER	76			76	AUTRE	
COMMODITY TOTAL		76		3	79		TOTAL DE MARCHANDISE
METAL FAB. BASIC PROD.	U K	1,105			1,114	R U	OUV. DE BASE EN METAL
	GER			31	31	ALL	
	SWEDN	176	58		254	SUEDE	
	LIBER			8	8	LIBER	
	JAPAN			18	18	JAPON	
	U S A			0	9	E-U	
	OTHER	7	17		24	AUTRE	
COMMODITY TOTAL		1,288	75	95	1,458		TOTAL DE MARCHANDISE
BUILDING BRICK, CLAY	GREEK	13			13	GRECQ	BRICQ. & MAT. ARGILE
	SWEDN		134		134	SUEDE	
COMMODITY TOTAL		13	134		147		TOTAL DE MARCHANDISE
BRICKS, TILES NES	GER			53	53	ALL	BRIQUES, TUILES NDA
	SWEDN		63		63	SUEDE	
COMMODITY TOTAL			63	53	116		TOTAL DE MARCHANDISE
GLASS BASIC PRODUCTS	U K	325			325	R U	OUV. DE BASE EN VERRE
	SWEDN		456		456	SUEDE	
	LIBER		322		322	LIBER	
COMMODITY TOTAL		325	778		1,103		TOTAL DE MARCHANDISE
NON-MET. MIN. BASIC PROD.	U K	130			130	R U	PROD. MIN. NON-MET. BASE
	GER			2	2	ALL	
	SWEDN	26	128	1	155	SUEDE	
	OTHER	32			32	AUTRE	
COMMODITY TOTAL		188	128	3	319		TOTAL DE MARCHANDISE
MISC. FABRICATED PROD.	U K	218			218	R U	OUVRAGES DIVERS
	SWEDN	26			26	SUEDE	
	LIBER	19			19	LIBER	
COMMODITY TOTAL		263			263		TOTAL DE MARCHANDISE
TRACTORS	U K	86	3		89	R U	TRACTEURS
	SWEDN	64	19		83	SUEDE	
COMMODITY TOTAL		150	22		172		TOTAL DE MARCHANDISE
MACHINERY NES	U K	1,946		154	2,100	R U	MACHINES NDA
	DENMK	630		4	634	DANMK	
	GER	193		179	372	ALL	
	GREEK	20			20	GRECQ	
	SWEDN	243	694		1,104	SUEDE	
	LIBER	1,237			1,253	LIBER	
	JAPAN				55	JAPON	
	U S A				115	E-U	
	OTHER	2,526			2,526	AUTRE	
COMMODITY TOTAL		6,795	694	690	8,179		TOTAL DE MARCHANDISE
PASS. AUTOS AND CHASSIS	U K	729	7	18	754	R U	VOITURES PART., CHASSIS
	SWEDN		2	10	12	SUEDE	
	JAPAN			3	3	JAPON	
	U S A			1	1	E-U	
	OTHER	2			2	AUTRE	
COMMODITY TOTAL		731	9	32	772		TOTAL DE MARCHANDISE
TRUCKS AND CHASSIS	U K	147			147	R U	CAMIONS ET CHASSIS
	GER			3	3	ALL	
	SWEDN		87		87	SUEDE	
COMMODITY TOTAL		147	87	3	237		TOTAL DE MARCHANDISE
MOTOR VEHICLE ENGINES	U K	17,631	6		17,637	R U	MOTEURS DE VEH. AUTOM.
	DENMK	37			37	DANMK	
	GER			98	98	ALL	
	GREEK	1,478			1,478	GRECQ	
	SWEDN	26	184		226	SUEDE	
	LIBER				20	LIBER	



TABLE 1. CARGOES LOADED AT CANADIAN PORTS FOR FOREIGN COUNTRIES.

TARLEAU 1. MARCHANDISES CHARGÉES DANS LES PORTS CANADIENS A DESTINATION DE PAYS ÉTRANGERS.

COUNTRY OF DESTINATION AND KIND OF CARGO	REGISTRY OF VESSEL	ATLANTIC ATLANTIQUE	GREAT LAKES GRANDS LACS	PACIFIC PACIFIQUE	TOTAL TOTAL	IMMATIC. OU NAVIRE	PAYS DE DESTINATION ET MARCHANDISE
<b>AUSTRALIA</b>	<b>CONT.</b>						<b>AUSTRALIE</b>
	JAPAN			52	52	JAPON	<b>SUITE</b>
	U S A			34	34	E-U	
	OTHER	2			2	AUTRE	
<b>COMMODITY TOTAL</b>		<b>19,174</b>	<b>190</b>	<b>220</b>	<b>19,584</b>		<b>TOTAL DE MARCHANDISE</b>
ROAD MOTOR VEH. NES	U K			1	1	R U	VEH. AUTOM. ROUTIERS NDA
	NORW			3	3	NORV	
<b>COMMODITY TOTAL</b>				<b>4</b>	<b>4</b>		<b>TOTAL DE MARCHANDISE</b>
SHIPS, AIRCRAFT, MIS. VEH	U K	15			15	R U	NAVIRES, AVIONS, VEH. DIV
	SWEDN		31	11	42	SUEDE	
<b>COMMODITY TOTAL</b>		<b>15</b>	<b>31</b>	<b>11</b>	<b>57</b>		<b>TOTAL DE MARCHANDISE</b>
RUBBER TIRES AND TUBES	GER			3	3	ALL	PNEUS, CHAMBRES A AIR
	LIBER			9	9	LIBER	
	OTHER	1			1	AUTRE	
<b>COMMODITY TOTAL</b>		<b>1</b>		<b>12</b>	<b>13</b>		<b>TOTAL DE MARCHANDISE</b>
EQUIPMENT MISC.	U K	388			388	R U	MATERIEL DIVERS
	DENMK	14		18	32	DANMK	
	GER	29		127	156	ALL	
	GREEK	33		6	39	GREQO	
	NORW			1	1	NORV	
	SWEDN	38	84	13	135	SUEDE	
	LIBER			26	26	LIBER	
	JAPAN			1	1	JAPON	
	U S A			7	7	E-U	
	OTHER	584			584	AUTRE	
<b>COMMODITY TOTAL</b>		<b>1,086</b>	<b>84</b>	<b>199</b>	<b>1,369</b>		<b>TOTAL DE MARCHANDISE</b>
PERSONAL, HSEHOLD GOODS	U K	1,287		9	1,296	R U	ART. PERS. ET MENAGERS
	DENMK			3	3	DANMK	
	GER			82	82	ALL	
	GREEK	10			10	GREQO	
	NORW			24	24	NORV	
	SWEDN	77	269	103	449	SUEDE	
	LIBER	38		16	54	LIBER	
	JAPAN			67	67	JAPON	
	U S A			123	123	E-U	
	OTHER	31			31	AUTRE	
<b>COMMODITY TOTAL</b>		<b>1,443</b>	<b>269</b>	<b>427</b>	<b>2,139</b>		<b>TOTAL DE MARCHANDISE</b>
FIREARMS, AMMUNITION	SWEDN		3		3	SUEDE	ARMES A FEU, MUNITIONS
CONTAINERS, CLOSURES	GER	175			175	ALL	CONTENEURS, FERMETURES
	SWEDN	239	11		250	SUEDE	
	LIBER		34		34	LIBER	
	JAPAN			5	5	JAPON	
<b>COMMODITY TOTAL</b>		<b>414</b>	<b>45</b>	<b>5</b>	<b>464</b>		<b>TOTAL DE MARCHANDISE</b>
MISC. END PRODUCTS NES	U K	381		3	384	R U	PRODUITS FINIS DIV. NDA
	DENMK			18	18	DANMK	
	GER			6	6	ALL	
	GREEK	26			26	GREQO	
	NORW			3	3	NORV	
	SWEDN	6	118		124	SUEDE	
	LIBER	22			24	LIBER	
	JAPAN			1	1	JAPON	
	OTHER	66	15		81	AUTRE	
<b>COMMODITY TOTAL</b>		<b>501</b>	<b>133</b>	<b>33</b>	<b>667</b>		<b>TOTAL DE MARCHANDISE</b>
GENERAL CARGO	U K	3,022			3,022	R U	MARCHANDISES DIVERSES
	DENMK	131		2	133	DANMK	
	GER	128		131	259	ALL	
	GREEK			5	5	GREQO	
	NORW			26	26	NORV	
	SWEDN	785	307	19	1,111	SUEDE	
	LIBER	144		25	169	LIBER	
	JAPAN			1	1	JAPON	
	OTHER	16			16	AUTRE	
<b>COMMODITY TOTAL</b>		<b>4,226</b>	<b>307</b>	<b>209</b>	<b>4,742</b>		<b>TOTAL DE MARCHANDISE</b>
<b>COUNTRY/REGION TOTAL</b>		<b>270,808*</b>	<b>14,992*</b>	<b>544,887*</b>	<b>830,687*</b>		<b>TOTAL DE PAYS/REGION</b>
<b>FIJI</b>							<b>FIDJI</b>
FISH, CANNED	U K			4	4	R U	POISSON EN BOITES
	U S A			2	2	E-U	
<b>COMMODITY TOTAL</b>				<b>6</b>	<b>6</b>		<b>TOTAL DE MARCHANDISE</b>
WHEAT	GREEK			12	12	GREQO	BLE
APPLES	U K			5	5	R U	POMMES
FRESH FRUITS, BERRIES	U K			1	1	R U	FRUITS, BAIES FRAIS
LUMBER AND TIMBER	U K			526	526	R U	BOIS D'OEUVRE ET CHARP.
	GREEK			750	750	GREQO	
	U S A			18	18	E-U	
<b>COMMODITY TOTAL</b>				<b>1,294</b>	<b>1,294</b>		<b>TOTAL DE MARCHANDISE</b>
SHINGLES AND SHAKES	U K			11	11	R U	BARDEAUX, BARD. FACADE
	U S A			2	2	E-U	
<b>COMMODITY TOTAL</b>				<b>13</b>	<b>13</b>		<b>TOTAL DE MARCHANDISE</b>
VENEER, PLYWOOD	U K			5	5	R U	PLACAGES, CONTRE-PLAQ.
	U S A			15	15	E-U	
<b>COMMODITY TOTAL</b>				<b>20</b>	<b>20</b>		<b>TOTAL DE MARCHANDISE</b>
METAL FAB. BASIC PROD.	U K			1	1	R U	OUVR. DE BASE EN METAL
MACHINERY NES	GREEK			4	4	GREQO	MACHINES NDA
	U S A			8	8	E-U	

TABLE 1. CARGOES LOADED AT CANADIAN PORTS FOR FOREIGN COUNTRIES.

TABLEAU 1. MARCHANDISES CHARGÉES DANS LES PORTS CANADIENS A DESTINATION DE PAYS ÉTRANGERS.

COUNTRY OF DESTINATION AND KIND OF CARGO	REGISTRY OF VESSEL	ATLANTIC ATLANTIQUE	GREAT LAKES GRANDS LACS	PACIFIC PACIFIQUE	TOTAL TOTAL	IMMATIC. DU NAVIRE	PAYS DE DESTINATION ET MARCHANDISE
<b>FIJI</b>							<b>FIDJI</b>
CONT. COMMODITY TOTAL				12	12		SUITE
PERSONAL, HOUSEHOLD GOODS	U K			3	3	R U	TOTAL DE MARCHANDISE APT. PERS. ET MENAGERS
COUNTRY/REGION TOTAL		*	*	1,367*	1,367*		TOTAL DE PAYS/REGION
<b>NEW ZEALAND</b>							<b>NOUV.- ZELANDE</b>
LIVE ANIMALS, NES	U K			3	3	R U	ANIMAUX VIVANTS, NDA
MEAT, FRESH OR FROZEN	U K			360	360	R U	VIANDE, FRAICHE / CONG.
FISH, FRESH OR FROZEN	U K			106	106	R U	POISSON, FRAIS OU CONG.
FISH, CANNED	U K	141		544	685	R U	POISSON EN BOITES
	DENMK			103	103	DANMK	
	GER	40		305	345	ALL	
	GREEK			134	134	GRECQ	
	SWEDN			1	1	SUEDE	
COMMODITY TOTAL		181		1,087	1,268		TOTAL DE MARCHANDISE
BARLEY	GREEK			12,857	12,857	GRECQ	ORGE
	LIBER			12,350	12,350	LIBER	
COMMODITY TOTAL				25,207	25,207		TOTAL DE MARCHANDISE
FRUITS, PREP. CANNED	GREEK			9	9	GRECQ	FRUITS PREP. EN BOITE
VEGETABLES, DRIED	U K	970		970	970	R U	LEGUMES, SECS
	DENMK	45		45	45	DANMK	
COMMODITY TOTAL		1,015		1,015	1,015		TOTAL DE MARCHANDISE
VEGETABLE PREP. NES	U K	225		225	225	R U	PREP. DE LEGUMES NDA
MISC. FOOD PREP. NES	U K	6		6	6	R U	DIV. PREP. ALIM. NDA
DIST. ALCOHOLIC BEV.	U K			1	1	R U	BOISS. ALCOOL. DIST.
SEEDS FOR SOWING NES	U K			6	6	R U	GRAINES DE SEMENCE NDA
	GER			21	21	ALL	
COMMODITY TOTAL				27	27		TOTAL DE MARCHANDISE
PULPWOOD	U K			1	1	R U	BOIS A PATE
ASBESTOS	U K	1,952		2,267	4,219	R U	AMIANTE
	DENMK	16		16	16	DANMK	
	GER	368		620	620	ALL	
	GREEK			620	620	GRECQ	
	NORW	314		314	314	NORV	
COMMODITY TOTAL		2,650		2,887	5,537		TOTAL DE MARCHANDISE
DOLOMITE	U K	100		100	100	R U	DOLOMITE
	GER	200		200	200	ALL	
	NORW	200		200	200	NORV	
COMMODITY TOTAL		500		500	500		TOTAL DE MARCHANDISE
CLAY MATERIALS NES	U K	617		617	617	R U	MATIERES ARGIL. NDA
SALT	U K	6		6	6	R U	SEL
SULPHUR IN ORES	U K			16,789	16,789	R U	SOUFRE EN MINERAL
	NORW			49,340	49,340	NORV	
	SWEDN			19,653	19,653	SUEDE	
	LIBER			47,255	47,255	LIBER	
COMMODITY TOTAL				133,037	133,037		TOTAL DE MARCHANDISE
CRUDE NON-MET. MIN. NES	U K	20		20	20	R U	MIN. NON-MET. BRUTS NDA
	DENMK	20		20	20	DANMK	
COMMODITY TOTAL		40		40	40		TOTAL DE MARCHANDISE
LUMBER AND TIMBER	U K			1,957	1,957	R U	BOIS D'OEUVRE ET CHARP.
	GER			17	17	ALL	
	GREEK			1,568	1,568	GRECQ	
COMMODITY TOTAL				3,542	3,542		TOTAL DE MARCHANDISE
SHINGLES AND SHAKES	U K			5	5	R U	BARDEAUX, BARDE. FACADE
	GREEK			1	1	GRECQ	
COMMODITY TOTAL				6	6		TOTAL DE MARCHANDISE
COOPERAGE STOCK	U K			256	256	R U	DEMI-PROD. TONNELLERIE
	DENMK			11	11	DANMK	
	GER			43	43	ALL	
	GREEK			22	22	GRECQ	
	SWEDN			76	76	SUEDE	
COMMODITY TOTAL				408	408		TOTAL DE MARCHANDISE
WOOD FAB. MATERIALS	U K	430		8	438	R U	DEMI-PRODUITS EN BOIS
PULP	U K			358	358	R U	PATE
	GER	568		568	568	ALL	
	GREEK			1,212	1,212	GRECQ	
	NORW	858		858	858	NORV	
COMMODITY TOTAL		1,426		1,570	2,996		TOTAL DE MARCHANDISE
NEWSPRINT PAPER	U K	898		898	898	R U	PAPIER JOURNAL
	GER	939		939	939	ALL	
COMMODITY TOTAL		1,837		1,837	1,837		TOTAL DE MARCHANDISE
PAPER NES	U K	190		190	190	R U	PAPIER NDA
	DENMK	31		31	31	DANMK	
	GER	26		5	31	ALL	
	SWEDN			7	7	SUEDE	
COMMODITY TOTAL		247		12	259		TOTAL DE MARCHANDISE
BLDG. PAPER AND BOARD	LIBER	78		78	78	LIBER	PLAQ. CONSTR., PAP/CART.
WET MACHINE BOARD	NORW	55		55	55	NORV	CARTON EN PATE PRESSE
TEXTILE FAB. MTL NES	U K	95		6	101	R U	OUVR. EN MAT. TEXT. NDA
	DENMK	70		70	70	DANMK	
	GER	30		13	43	ALL	
	SWEDN			5	5	SUEDE	
COMMODITY TOTAL		195		24	219		TOTAL DE MARCHANDISE
OILS, FATS, WAXES NES	U K	56		56	56	R U	HUIL. MAT. GRAS. CIRE NDA

TABLE 1. CARGOES LOADED AT CANADIAN PORTS FOR FOREIGN COUNTRIES.

TABLEAU 1. MARCHANDISES CHARGÉES DANS LES PORTS CANADIENS A DESTINATION DE PAYS ÉTRANGERS.

COUNTRY OF DESTINATION AND KIND OF CARGO	REGISTRY OF VESSEL	ATLANTIC ATLANTIQUE	GREAT LAKES GRANOS LACS	PACIFIC PACIFIQUE	TOTAL TOTAL	IMMATIC. DU NAVIRE	PAYS DE DESTINATION ET MARCHANDISE
<b>NEW ZEALAND CONT.</b>							<b>NOUV.- ZELANDE SUITE</b>
METALLIC SALTS	GER			102	102	ALL	SELS METALLIQUES
	NORW	40			40	NORV	
COMMODITY TOTAL		40		102	142		TOTAL DE MARCHANDISE
INORGANIC CHEMS. NES	NORW	15			15	NORV	PROD. CHIM. INORG. NDA
	SWEDN			7	7	SUEDE	
COMMODITY TOTAL		15		7	22		TOTAL DE MARCHANDISE
ORGANIC CHEMICALS NES	U K	522		123	645	R U	PROD. CHIM. ORGAN. NDA
	DENMK	115		17	132	DANMK	
	GER	168		182	350	ALL	
	GREEK			41	41	GRECO	
	SWEDN			6	6	SUEDE	
	LIBER			49	49	LIBER	
COMMODITY TOTAL		805		418	1,223		TOTAL DE MARCHANDISE
POTASH	U K			20,720	20,720	R U	POTASSE
	NORW			16,800	16,800	NORV	
	LIBER			17,500	17,500	LIBER	
	JAPAN			35,056	35,056	JAPON	
COMMODITY TOTAL				90,076	90,076		TOTAL DE MARCHANDISE
FERTILIZERS NES	NORW			2,277	2,277	NORV	ENGRAIS CHIMIQUE NDA
SYNTHETIC RUBBER	U K	413			413	R U	CADOUTHOUC SYNTHETIQUE
	DENMK	588			588	DANMK	
	GER	240			260	ALL	
	NORW	540			540	NORV	
COMMODITY TOTAL		1,801			1,801		TOTAL DE MARCHANDISE
PLASTIC MATERIALS	U K	261			261	R U	MATIERES PLASTIQUES
	DENMK	386			386	DANMK	
	GER	1,260		6	1,266	ALL	
	NORW	57			57	NORV	
	LIBER	175			175	LIBER	
COMMODITY TOTAL		2,139		6	2,145		TOTAL DE MARCHANDISE
CHEM. SPECIALTIES NES	U K	50			50	R U	PROD. CHIM. SPECIAUX NDA
	NORW	10			10	NORV	
COMMODITY TOTAL		60			60		TOTAL DE MARCHANDISE
PRIMARY IRON, STEEL NES	U K			1,759	1,759	R U	FER, ACIER PRIMAIRE NDA
CASTINGS, FORGINGS	U K			12	12	R U	MOUL. PIECES FORGEES
BARS AND RODS, STEEL	U K	7,889		981	8,870	R U	BARRES ET TIGES ACIER
	DENMK	70			70	DANMK	
	NORW	1,302			1,302	NORV	
COMMODITY TOTAL		9,261		981	10,242		TOTAL DE MARCHANDISE
PLATE & SHEET STEEL	U K	352			352	R U	TOILES, FEUILLES D'ACIER
	DENMK	539			539	DANMK	
	GER	1,500			1,500	ALL	
	GREEK			114	114	GRECO	
	NORW	1,527			1,527	NORV	
	LIBER	197			197	LIBER	
COMMODITY TOTAL		4,115		114	4,229		TOTAL DE MARCHANDISE
STRUCTURAL SHAPES	U K	318			318	R U	PROFILES DE CONSTRUCT.
	DENMK	173			173	DANMK	
	GER	764			764	ALL	
	LIBER				80	LIBER	
COMMODITY TOTAL		1,255			985		TOTAL DE MARCHANDISE
PIPES, TUBES: IRON, STEEL	GER				1	ALL	TUYAUX, TUBES: FER, ACIER
WIRE	U K	1,662			1,665	R U	FIL METALLIQUE
ALUMINIUM	U K	3,806			3,893	R U	ALUMINIUM
	DENMK	6,414			6,414	DANMK	
	GER	4,100			4,100	ALL	
	LIBER	1,312			1,312	LIBER	
COMMODITY TOTAL		15,632			87		TOTAL DE MARCHANDISE
COPPER AND ALLOYS	U K	2,087			2,087	R U	CUIVRE ET ALLIAGES
	DENMK				27	DANMK	
	GER	140			68	ALL	
	GREEK				24	GRECO	
	NORW	85			85	NORV	
	LIBER	34			84	LIBER	
COMMODITY TOTAL		2,346			910		TOTAL DE MARCHANDISE
NON-FERROUS METALS NES	U K	55			55	R U	METAUX NON-FERREUX NDA
METAL FAB. BASIC PROD.	U K	166			171	R U	OUVR. DE BASE EN METAL
	DENMK				2	DANMK	
	GER				47	ALL	
	GREEK				1	GRECO	
	SWEDN				2	SUEDE	
COMMODITY TOTAL		166			57		TOTAL DE MARCHANDISE
BUILDING BRICK, CLAY	GER	550			550	ALL	BRIQ. A BATIR ARGILE
BRICKS, TILES NES	GER	635			635	ALL	BRIQUEES, TUILES NDA
	NORW	50			50	NORV	
COMMODITY TOTAL		685			685		TOTAL DE MARCHANDISE
GLASS BASIC PRODUCTS	GER	140			140	ALL	OUVR. DE BASE EN VERRE
	LIBER	265			265	LIBER	
COMMODITY TOTAL		405			405		TOTAL DE MARCHANDISE
NON-MET. MIN. BASIC PROD	U K	78			78	R U	PROD. MIN. NON-MET. BASE
MISC. FABRICATED PROD.	U K	100			100	R U	OUVRAGES DIVERS
	DENMK	82			82	DANMK	
COMMODITY TOTAL		182			182		TOTAL DE MARCHANDISE
TRACTORS	GER	65			65	ALL	TRACTEURS
MACHINERY NES	U K	249		126	375	R U	MACHINES NDA
	DENMK	262		11	273	DANMK	



TABLE 1. CARGOES LOADED AT CANADIAN PORTS FOR FOREIGN COUNTRIES.

TABLEAU 1. MARCHANDISES CHARGÉES DANS LES PORTS CANADIENS A DESTINATION DE PAYS ÉTRANGERS.

COUNTRY OF DESTINATION AND KIND OF CARGO	REGISTRY OF VESSEL	ATLANTIC ATLANTIQUE	GREAT LAKES GRANDS LACS	PACIFIC PACIFIQUE	TOTAL TOTAL	IMMATIC. DU NAVIRE	PAYS DE DESTINATION ET MARCHANDISE
NEW ZEALAND CONT.							NOUV.- ZELANDE SUITE
	GER	203		40	243	ALL	
	GREEK			298	298	GRECO	
	NORW	105			105	NORV	
	SWEDN			5	5	SUEDE	
	LIBER	48		14	62	LIBER	
COMMODITY TOTAL		867		494	1,361		TOTAL DE MARCHANDISE
PASS.AUTOS AND CHASSIS	U K			81	81	R U	VOITURES PART.,CHASSIS
	GER			2	2	ALL	
	GREEK			14	14	GRECO	
COMMODITY TOTAL				97	97		TOTAL DE MARCHANDISE
TRUCKS AND CHASSIS	U K			98	98	R U	CAMIONS ET CHASSIS
	GER			67	67	ALL	
	GREEK			5	5	GRECO	
	SWEDN			1	1	SUEDE	
COMMODITY TOTAL				171	171		TOTAL DE MARCHANDISE
MOTOR VEHICLE ENGINES	U K	295		20	315	R U	MOTEURS DE VEH.AUTOM.
	GER			5	5	ALL	
COMMODITY TOTAL		295		25	320		TOTAL DE MARCHANDISE
ROAD MOTOR VEH. NES	U K			1	1	R U	VEH.AUTOM.ROUTIERS NDA
	GREEK			1	1	GRECO	
COMMODITY TOTAL				2	2		TOTAL DE MARCHANDISE
SHIPS,AIRCRAFT,MIS.VEH	GER	140			140	ALL	NAVIRES,AVIONS,VEH.DIV
	NORW	50			50	NORV	
COMMODITY TOTAL		190			190		TOTAL DE MARCHANDISE
PURPER TIRES AND TUBES	U K	9			9	R U	PNEUS, CHAMBRES A AIR
	NORW			6	6	NORV	
COMMODITY TOTAL		9		6	15		TOTAL DE MARCHANDISE
EQUIPMENT MISC.	U K	105		7	112	R U	MATERIEL DIVERS
	GER			79	79	ALL	
	GREEK			188	188	GRECO	
	SWEDN			2	2	SUEDE	
	LIBER			9	9	LIBER	
COMMODITY TOTAL		105		285	390		TOTAL DE MARCHANDISE
PERSONAL,HSEHOLD GOODS	U K	5		42	47	R U	ART.PERS.ET MENAGERS
	DENMK			2	2	DANMK	
	GER			16	16	ALL	
	GREEK			28	28	GRECO	
	NORW			2	2	NORV	
COMMODITY TOTAL		5		90	95		TOTAL DE MARCHANDISE
CONTAINERS,CLDSURES	U K	470		93	563	R U	CONTENEURS,FERMETURES
MISC. END PRODUCTS NES	U K			23	23	R U	PRODUITS FINIS DIV.NDA
GENERAL CARGO	U K	725			725	R U	MARCHANDISES DIVERSES
	DENMK	47		5	52	DANMK	
	GER	427		43	470	ALL	
	NORW	130			130	NORV	
	SWEDN			11	11	SUEDE	
	LIBER	45		24	69	LIBER	
COMMODITY TOTAL		1,374		83	1,457		TOTAL DE MARCHANDISE
COUNTRY/REGION TOTAL		54,196*	*	267,459*	321,655*		TOTAL DE PAYS/REGION
BR.OCEANIA NES							OCEANIE BR.NDA
MISC. END PRODUCTS NES	U K			2	2	R U	PRDDUITS FINIS DIV.NDA
COUNTRY/REGION TOTAL		*	*	2*	2*		TOTAL DE PAYS/REGION
FR. OCEANIA							OCEANIE FR.
FISH,CANNED	U S A			1	1	E-U	POISSON EN BOITES
SHINGLES AND SHAKES	U S A			5	5	E-U	BARDEAUX,BARD.FACADE
COUNTRY/REGION TDAL		*	*	6*	6*		TOTAL DE PAYS/REGION
U.S. OCEANIA							OCEANIE E-U.
MEAT AND MEAT PREP.NES	U S A			15	15	E-U	VIANDES ET PREP.NDA
FISH,FRESH OR FROZEN	U S A			2	2	E-U	POISSON,FRAIS OU CONG.
FISH,CANNED	U S A			8	8	E-U	POISSON EN BOITES
DAIRY PROD.EGGS,HONEY	U S A			1	1	E-U	PROD.LAIT.,OEUFs,MIEL
BAPLEY	LIBER			5,855	5,855	LIBER	ORGE
	OTHER			5,025	5,025	AUTRE	
COMMODITY TOTAL				10,880	10,880		TOTAL DE MARCHANDISE
WHEAT FLOUR	U S A			608	608	E-U	FARINE DE BLE
	OTHER			80	80	AUTRE	
COMMODITY TOTAL				688	688		TOTAL DE MARCHANDISE
PEANUTS	JAPAN		3		3	JAPDN	CACAHUETES
MISC.FOOD PREP.NES	GREEK			4	4	GRECO	DIV.PREP.ALIM.NDA
	U S A			2	2	E-U	
	OTHER			2	2	AUTRE	
COMMODITY TOTAL				8	8		TOTAL DE MARCHANDISE
CONC.COMPLETE FEEDS	U S A			1	1	E-U	CONC.,PROV.COMPLETES
DIST.ALCOHOLIC BEV.	U S A			78	78	E-U	BOISS.ALCOOL.DIST.
PAPER NES	U S A			15	15	E-U	PAPIER NDA
MOTOR VEHICLE ENGINES	OTHER	1			1	AUTRE	MOTEURS DE VEH.AUTOM.
PERSONAL,HSEHOLD GOODS	U S A			1	1	E-U	ART.PERS.ET MENAGERS

TABLE 1. CARGOES LOADED AT CANADIAN PORTS FOR FOREIGN COUNTRIES.

TABLEAU 1. MARCHANDISES CHARGÉES DANS LES PORTS CANADIENS A DESTINATION DE PAYS ÉTRANGERS.

COUNTRY OF DESTINATION AND KIND OF CARGO	REGISTRY OF VESSEL	ATLANTIC ATLANTIQUE	GREAT LAKES GRANDS LACS	PACIFIC PACIFIQUE	TOTAL TOTAL	IMMATIC. DU NAVIRE	PAYS DE DESTINATION ET MARCHANDISE
U.S. OCEANIA CONT.							OCEANIE E-U. SUITE
COUNTRY/REGION TOTAL		1*	3*	11,697*	11,701*		TOTAL DE PAYS/REGION
<b>GUYANA</b>							<b>GUYANE</b>
MEAT, CURED	GER	295			295	ALL	VIANDE FUMÉE DU SALEE
	NORW	161			161	NORV	
	LIBER	72			72	LIBER	
COMMODITY TOTAL		528			528		TOTAL DE MARCHANDISE
MEAT AND MEAT PREP. NES	GER	98			98	ALL	VIANDES ET PPEP. NDA
	NORW	59			59	NORV	
	LIBER	55			55	LIBER	
COMMODITY TOTAL		212			212		TOTAL DE MARCHANDISE
FISH, FRESH OR FROZEN	GER	225			225	ALL	POISSON, FRAIS OU CONG.
	NORW	152			152	NORV	
	LIBER	137			137	LIBER	
COMMODITY TOTAL		514			514		TOTAL DE MARCHANDISE
FISH, SALTED OR CURED	GER	24			24	ALL	POISSON, SALE OU FUME
	NORW	373			373	NORV	
COMMODITY TOTAL		397			397		TOTAL DE MARCHANDISE
FISH, CANNED	GER	195			195	ALL	POISSON EN BOITES
	NORW	131		4	135	NORV	
	LIBER	57			57	LIBER	
COMMODITY TOTAL		383		4	387		TOTAL DE MARCHANDISE
MILK POWDER	GER	176			176	ALL	LAIT EN POUDRE
	NORW	30			30	NORV	
	LIBER	24			24	LIBER	
	OTHER	28			28	AUTRE	
COMMODITY TOTAL		258			258		TOTAL DE MARCHANDISE
OATS	GER	110			110	ALL	AVOINE
	NORW	178			178	NORV	
	LIBER	27			27	LIBER	
COMMODITY TOTAL		315			315		TOTAL DE MARCHANDISE
WHEAT FLOUR	GER	291			291	ALL	FARINE DE BLE
	NORW	128			128	NORV	
	LIBER	104			104	LIBER	
	OTHER	23			23	AUTRE	
COMMODITY TOTAL		546			546		TOTAL DE MARCHANDISE
PASTRY PROD. INC. FROZEN	GER	1			1	ALL	PROD. BOUL., PROD. CONG.
	NORW	1			1	NORV	
COMMODITY TOTAL		2			2		TOTAL DE MARCHANDISE
MACARONI, CEREAL PROD.	GER	103			103	ALL	PATES ALIM. PROD. CEREAL
	NORW	21			21	NORV	
COMMODITY TOTAL		124			124		TOTAL DE MARCHANDISE
FRUIT JUICES	GER	7			7	ALL	JUS DE FRUIT
FRUITS, PREP. CANNED	GER	21			21	ALL	FRUITS PREP. EN BOITE
	LIBER	65			65	LIBER	
COMMODITY TOTAL		86			86		TOTAL DE MARCHANDISE
POTATOES	GER	58			58	ALL	POMMES DE TERRE
	LIBER	25			25	LIBER	
COMMODITY TOTAL		83			83		TOTAL DE MARCHANDISE
VEGETABLES, FRESH	GER	412			412	ALL	LEGUMES, FRAIS
	NORW	312			312	NORV	
	LIBER	118			118	LIBER	
	OTHER	23			23	AUTRE	
COMMODITY TOTAL		865			865		TOTAL DE MARCHANDISE
VEGETABLES, DRIED	GER	446			446	ALL	LEGUMES, SECS
	NORW	516			516	NORV	
	LIBER	111			111	LIBER	
	OTHER	61			61	AUTRE	
COMMODITY TOTAL		1,134			1,134		TOTAL DE MARCHANDISE
VEGETABLE PREP. NES	GER	1			1	ALL	PREP. DE LEGUMES NDA
	NORW	19			19	NORV	
	LIBER	42			42	LIBER	
COMMODITY TOTAL		62			62		TOTAL DE MARCHANDISE
MISC. FOOD PREP. NES	GER	235			235	ALL	OIV. PREP. ALIM. NDA
	NORW	20			20	NORV	
	OTHER	57			57	AUTRE	
COMMODITY TOTAL		312			312		TOTAL DE MARCHANDISE
BRAN, SHORTS, MIDOLINGS	GER	20			20	ALL	SON, ISSUES DE CEREALES
GROUND CEREALS NES	GER	137			137	ALL	CEREALES MOULUES NDA
	NORW	49			49	NORV	
	LIBER	67			67	LIBER	
	OTHER	57			57	AUTRE	
COMMODITY TOTAL		310			310		TOTAL DE MARCHANDISE
SOYA, OIL MEAL, CAKE	GER	45			45	ALL	FARINE TOURT. GR. SOYA
OIL SEED MEAL, CAKE NES	GER	159			159	ALL	FAR. TOURT. OLEAG. NDA
	LIBER	29			29	LIBER	
COMMODITY TOTAL		188			188		TOTAL DE MARCHANDISE
FEEDS OF ANIMAL ORIGIN	GER	15			15	ALL	PROD. D'ORIGINE ANIMALE
	NORW	50			50	NORV	
COMMODITY TOTAL		65			65		TOTAL DE MARCHANDISE
CONC. COMPLETE FEEDS	GER	73			73	ALL	CONC., PROV. COMPLETES
	NORW	27			27	NORV	
COMMODITY TOTAL		100			100		TOTAL DE MARCHANDISE
NON-ALCOHOLIC BEVERAGE	GER	47			47	ALL	BOISSONS NON-ALCOOLIQ.

TABLE 1. CARGOES LOADED AT CANADIAN PORTS FOR FOREIGN COUNTRIES.

TABLEAU 1. MARCHANDISES CHARGÉES DANS LES PORTS CANADIENS A DESTINATION DE PAYS ÉTRANGERS.

COUNTRY OF DESTINATION AND KIND OF CARGO	REGISTRY OF VESSEL	ATLANTIC ATLANTIQUE	GREAT LAKES GRANDS LACS	PACIFIC PACIFIQUE	TOTAL TOTAL	IMMATIC. DU NAVIRE	PAYS DE DESTINATION ET MARCHANDISE
GUYANA	CONT.						GUYANE
	NORW	3			3	NORV	SUITE
	LIBER	7			7	LIBER	
COMMODITY TOTAL		57			57		TOTAL DE MARCHANDISE
TORACCO NES	GER	27			27	ALL	TABACS NDA
	NORW	35			35	NORV	
	LIBER	32			32	LIBER	
COMMODITY TOTAL		94			94		TOTAL DE MARCHANDISE
TEXTILE FIBRES NES	NORW	20			20	NORV	FIBRES TEXTILES NDA
SALT	GER	2			2	ALL	SEL
COTTON, TEXTILE WASTE	GER	47			47	ALL	DECHETS DE COTON, TEXT.
	NORW	16			16	NORV	
COMMODITY TOTAL		63			63		TOTAL DE MARCHANDISE
WASTE AND SCRAP NES	GER	70			70	ALL	DECHETS ET REBUTS NDA
LUMBER AND TIMBER	GER	225			225	ALL	BOIS D'OEUVRE ET CHARP.
	NORW	9			9	NORV	
	LIBER	186			186	LIBER	
COMMODITY TOTAL		420			420		TOTAL DE MARCHANDISE
SHINGLES AND SHAKES	GER	43			43	ALL	BARDEAUX, BARO, FACADE
	LIBER	40			40	LIBER	
COMMODITY TOTAL		83			83		TOTAL DE MARCHANDISE
SAWMILL PRODUCTS NES	GER	31			31	ALL	SCIAGES NDA
NEWSPRINT PAPER	GER	813			813	ALL	PAPIER JOURNAL
	NORW	368			368	NORV	
	LIBER	267			267	LIBER	
	OTHER	61			61	AUTRE	
COMMODITY TOTAL		1,509			1,509		TOTAL DE MARCHANDISE
PAPER NES	GER	349			349	ALL	PAPIER NDA
	NORW	262			262	NORV	
	LIBER	124			124	LIBER	
	OTHER	57			57	AUTRE	
COMMODITY TOTAL		792			792		TOTAL DE MARCHANDISE
PAPERBOARD	GER	66			66	ALL	CARTON
BLDG. PAPER AND BOARD	GER	14			14	ALL	PLAQ. CONSTR., PAP/CART.
	NORW	15			15	NORV	
	LIBER	20			20	LIBER	
COMMODITY TOTAL		49			49		TOTAL DE MARCHANDISE
TEXTILE FAB. MTL NES	GER	100			100	ALL	OUVR. EN MAT. TEXT. NDA
	NORW	5			5	NORV	
	OTHER	27			27	AUTRE	
COMMODITY TOTAL		132			132		TOTAL DE MARCHANDISE
ANIMAL OILS, EXC. MARINE	LIBER	50			50	LIBER	HUIL. ANIM. SAUF AN. MAR.
SULPHURIC ACID	GER	2			2	ALL	ACIDE SULFURIQUE
	NORW	1			1	NORV	
COMMODITY TOTAL		3			3		TOTAL DE MARCHANDISE
METALLIC SALTS	LIBER	68			68	LIBER	SELS METALLIQUES
INORGANIC CHEMS. NES	GER	29			29	ALL	PROD. CHIM. INORG. NDA
	NORW	7			7	NORV	
	LIBER	14			14	LIBER	
	OTHER	5			5	AUTRE	
COMMODITY TOTAL		55			55		TOTAL DE MARCHANDISE
ORGANIC CHEMICALS NES	GER	47			47	ALL	PROD. CHIM. ORGAN. NDA
	NORW	16			16	NORV	
	LIBER	37			37	LIBER	
	OTHER	30			30	AUTRE	
COMMODITY TOTAL		130			130		TOTAL DE MARCHANDISE
EXPLOS., FUSES, CAPS	OTHER	72			72	AUTRE	EXPLOS., AMORCES, DET.
AGRICULTURAL CHEMICALS	GER	3			3	ALL	PROD. CHIM. AGRICOLES
	NORW	17			17	NORV	
	LIBER	50			50	LIBER	
COMMODITY TOTAL		70			70		TOTAL DE MARCHANDISE
DYESTUFF, PIGMENT, PAINT	GER	1			1	ALL	MAT. COLOR. PIG. PEINTURE
	NORW	2			2	NORV	
COMMODITY TOTAL		3			3		TOTAL DE MARCHANDISE
CHEM. SPECIALTIES NES	GER	2			2	ALL	PROD. CHIM. SPECIAUX NDA
PETROL, COAL PROD. NES	GER	44			44	ALL	DERIVE PETR. CHARB. NDA
CASTINGS, FORGINGS	LIBER	4			4	LIBER	MOUL. PIECES FORGEES
BARS AND RODS, STEEL	GER	54			54	ALL	BARRES ET TIGES ACIER
	NORW	18			18	NORV	
	LIBER	2			2	LIBER	
	OTHER	37			37	AUTRE	
COMMODITY TOTAL		111			111		TOTAL DE MARCHANDISE
PLATE & SHEET STEEL	GER	23			23	ALL	TOLES, FEUILLES DACIER
	NORW	11			11	NORV	
COMMODITY TOTAL		34			34		TOTAL DE MARCHANDISE
STRUCTURAL SHAPES	GER	67			67	ALL	PROFILES DE CONSTRUCT.
	NORW	80			80	NORV	
	LIBER	77			77	LIBER	
COMMODITY TOTAL		224			224		TOTAL DE MARCHANDISE
RAILS & TRACK MATERIAL	LIBER	12			12	LIBER	RAILS, MAT. VOIE FERREE
PIPES, TUBES: IRON, STEEL	GER	33			33	ALL	TUYAUX, TUBES: FER, ACIER
	NORW	92			92	NORV	
	LIBER	85			85	LIBER	
COMMODITY TOTAL		210			210		TOTAL DE MARCHANDISE
WIRE	GER	25			25	ALL	FIL METALLIQUE
	LIBER	106			106	LIBER	
COMMODITY TOTAL		131			131		TOTAL DE MARCHANDISE



TABLE 1. CARGOES LOADED AT CANADIAN PORTS FOR FOREIGN COUNTRIES.

TABLEAU 1. MARCHANDISES CHARGÉES DANS LES PORTS CANADIENS A DESTINATION DE PAYS ÉTRANGERS.

COUNTRY OF DESTINATION AND KIND OF CARGO	REGISTRY OF VESSEL	ATLANTIC ATLANTIQUE	GREAT LAKES GRANDS LACS	PACIFIC PACIFIQUE	TOTAL TOTAL	IMMATIC. DU NAVIRE	PAYS DE DESTINATION ET MARCHANDISE
<b>GUYANA CONT.</b>							<b>GUYANE SUITE</b>
ALUMINUM	GER	63			63	ALL	ALUMINIUM
	NORW	110			110	NORV	
COMMODITY TOTAL		173			173		TOTAL DE MARCHANDISE
COPPER AND ALLOYS	GER	27			27	ALL	CUIVRE ET ALLIAGES
	NORW	47			47	NORV	
COMMODITY TOTAL		74			74		TOTAL DE MARCHANDISE
NON-FERROUS METALS NFS	GER	22			22	ALL	METAUX NON-FERREUX NDA
METAL FAB. BASIC PROD.	GER	85			85	ALL	OUVR. DE BASE EN METAL
	NORW	17			17	NORV	
	LIBER	31			31	LIBER	
	OTHER	94			94	AUTRE	
COMMODITY TOTAL		227			227		TOTAL DE MARCHANDISE
BRICKS, TILES NES	GER	589			589	ALL	BRIQUES, TUILES NDA
	NORW	179			179	NORV	
	LIBER	299			299	LIBER	
COMMODITY TOTAL		1,067			1,067		TOTAL DE MARCHANDISE
LIME	GER	1,842			1,842	ALL	CHAUX
	NORW	1,095			1,095	NORV	
	LIBER	586			586	LIBER	
COMMODITY TOTAL		3,523			3,523		TOTAL DE MARCHANDISE
NON-MET. MIN. BASIC PROD	GER	162			162	ALL	PROD. MIN. NON-MET. BASE
	NORW	52			52	NORV	
	LIBER	20			20	LIBER	
	OTHER	27			27	AUTRE	
COMMODITY TOTAL		261			261		TOTAL DE MARCHANDISE
MISC. FABRICATED PROD.	GER	162			162	ALL	OUVRAGES DIVERS
	LIBER	10			10	LIBER	
COMMODITY TOTAL		172			172		TOTAL DE MARCHANDISE
TRACTORS	GER	16			16	ALL	TRACTEURS
MACHINERY NES	GER	620			620	ALL	MACHINES NDA
	NORW	325		1	326	NORV	
	LIBER	66			66	LIBER	
COMMODITY TOTAL		1,011		1	1,012		TOTAL DE MARCHANDISE
RAILWAY ROLLING STOCK	GER	45			45	ALL	MAT. ROUL. DE CH. DE FER
TRUCKS AND CHASSIS	GER	1			1	ALL	CAMIONS ET CHASSIS
RUBBER TIRES AND TUBES	GER	12			12	ALL	PNEUS, CHAMBRES A AIR
	NORW	8			8	NORV	
	LIBER	20			20	LIBER	
COMMODITY TOTAL		40			40		TOTAL DE MARCHANDISE
EQUIPMENT MISC.	GER	90			90	ALL	MATERIEL DIVERS
	NORW	121			121	NORV	
	LIBER	34			34	LIBER	
COMMODITY TOTAL		245			245		TOTAL DE MARCHANDISE
PERSONAL, HOUSEHOLD GOODS	GER	360			360	ALL	ART. PERS. ET MENAGERS
	NORW	142			142	NORV	
	LIBER	65			65	LIBER	
	OTHER	34			34	AUTRE	
COMMODITY TOTAL		601			601		TOTAL DE MARCHANDISE
CONTAINERS, CLOSURES	GER	285			285	ALL	CONTENEURS, FERMETURES
	NORW	82			82	NORV	
	LIBER	112			112	LIBER	
	OTHER	58			58	AUTRE	
COMMODITY TOTAL		537			537		TOTAL DE MARCHANDISE
MISC. END PRODUCTS NES	GER	183			183	ALL	PRODUITS FINIS DIV. NDA
	NORW	10			10	NORV	
	OTHER	5			5	AUTRE	
COMMODITY TOTAL		198			198		TOTAL DE MARCHANDISE
GENERAL CARGO	GER	147			147	ALL	MARCHANDISES DIVERSES
	NORW	23			23	NORV	
	LIBER	10			10	LIBER	
COMMODITY TOTAL		180			180		TOTAL DE MARCHANDISE
COUNTRY/REGION TOTAL		19,560*	*	5*	19,565*		TOTAL DE PAYS/REGION
<b>ARGENTINA</b>							<b>ARGENTINE</b>
CHEESE	U S A	36			36	E-U	FROMAGE
WHEAT	OTHER	17			17	AUTRE	BLE
POTATOES	OTHER	2,473			2,473	AUTRE	POMMES DE TERRE
VEGETABLES, FRESH	OTHER	46			46	AUTRE	LEGUMES, FRAIS
HAY, FORAGE, STRAW	OTHER	6			6	AUTRE	FOIN, FOURRAGE, PAILLE
SEEDS FOR SOWING NES	DENMK	6			6	DANMK	GRAINES DE SEMENCE NDA
	NORW			59	59	NORV	
	U S A	60		204	264	E-U	
	OTHER	85			85	AUTRE	
COMMODITY TOTAL		151		263	414		TOTAL DE MARCHANDISE
MUSTARD SEED	NORW			110	110	NORV	GRAINE DE MOUTARDE
	OTHER	55			55	AUTRE	
COMMODITY TOTAL		55		110	165		TOTAL DE MARCHANDISE
CRUDE VEG. PROD. NES	U S A			14	14	E-U	PR. BRUTS ORIG. VEG. NDA
	OTHER	6			6	AUTRE	
COMMODITY TOTAL		6		14	20		TOTAL DE MARCHANDISE
MINES AND CONC. NES	NORW			9	9	NORV	MINERAIS ET CONC. NDA
	U S A			14	14	E-U	
COMMODITY TOTAL				23	23		TOTAL DE MARCHANDISE
ASBESTOS	DENMK	774			774	DANMK	AMIANTE

TABLE 1. CARGOES LOADED AT CANADIAN PORTS FOR FOREIGN COUNTRIES.

TABLEAU 1. MARCHANDISES CHARGÉES DANS LES PORTS CANADIENS A DESTINATION DE PAYS ÉTRANGERS.

COUNTRY OF DESTINATION AND KIND OF CARGO	REGISTRY OF VESSEL	ATLANTIC ATLANTIQUE	GREAT LAKES GRANDS LACS	PACIFIC PACIFIQUE	TOTAL TOTAL	IMMATIC. DU NAVIRE	PAYS DE DESTINATION ET MARCHANDISE
ARGENTINA CONT.							ARGENTINE SUITE
	GREEK	711			711	GRECO	
	NORV			1,083	1,083	NORV	
	U S A	328		2,126	2,454	E-U	
	OTHER	7,199			7,199	AUTRE	
COMMODITY TOTAL		9,012		3,209	12,221		TOTAL DE MARCHANDISE
WASTE AND SCRAP NES	DENMK	101			101	DANMK	DECHETS ET REBUTS NDA
	OTHER	336			336	AUTRE	
COMMODITY TOTAL		437			437		TOTAL DE MARCHANDISE
LUMBER AND TIMBER	NORV			1,024	1,024	NORV	BOIS D'OEUVRE ET CHARP.
	U S A			86	86	E-U	
COMMODITY TOTAL				1,110	1,110		TOTAL DE MARCHANDISE
PULP	DENMK	60			60	DANMK	PATE
	GREEK	173			173	GRECO	
	NORV			12,657	12,657	NORV	
	U S A	314		5,388	5,702	E-U	
	OTHER	2,019			2,019	AUTRE	
COMMODITY TOTAL		2,566		18,045	20,611		TOTAL DE MARCHANDISE
NEWSPRINT PAPER	U K	4,327			4,327	R U	PAPIER JOURNAL
	DENMK	4,935			4,935	DANMK	
	GREEK	7,810			7,810	GRECO	
	NORV			14,687	14,687	NORV	
	LIBER	57		3,440	3,497	LIBER	
	U S A	65		5,046	5,111	E-U	
	OTHER	59,727		770	60,497	AUTRE	
COMMODITY TOTAL		76,921		23,943	100,864		TOTAL DE MARCHANDISE
WET MACHINE BOARD	DENMK	1			1	DANMK	CARTON EN PATE PRESSE
	U S A	2			2	E-U	
	OTHER	17			17	AUTRE	
COMMODITY TOTAL		20			20		TOTAL DE MARCHANDISE
TEXTILE FAB.MTL NES	GREEK	1			1	GRECO	OUVR.EN MAT.TEXT.NDA
	OTHER	9			9	AUTRE	
COMMODITY TOTAL		10			10		TOTAL DE MARCHANDISE
METALLIC SALTS	U S A	28			28	E-U	SELS METALLIQUES
	OTHER	28			28	AUTRE	
COMMODITY TOTAL		56			56		TOTAL DE MARCHANDISE
INORGANIC CHEMS. NES	DENMK	18			18	DANMK	PROD.CHIM.INORG.NDA
	U S A	127		2	129	E-U	
	OTHER	343			343	AUTRE	
COMMODITY TOTAL		488		2	490		TOTAL DE MARCHANDISE
ORGANIC CHEMICALS NES	GREEK	22			22	GRECO	PROD.CHIM.ORGAN.NDA
	U S A	20		136	156	E-U	
	OTHER	1,553			1,553	AUTRE	
COMMODITY TOTAL		1,595		136	1,731		TOTAL DE MARCHANDISE
EXPLOS., FUSES, CAPS	OTHER	1			1	AUTPE	EXPLOS.,AMORCES, DET.
PLASTIC MATERIALS	DENMK	23			23	DANMK	MATIFRES PLASTIQUES
	U S A	225			225	E-U	
	OTHER	78			78	AUTRE	
COMMODITY TOTAL		326			326		TOTAL DE MARCHANDISE
DYESTUFF,PIGMENT,PAINT	U S A	4			4	E-U	MAT.COLOR.PIC.PEINTURE
CHEM.SPECIALTIFS NES	DENMK	11			11	DANMK	PROD.CHIM.SPECIALIAUX NDA
	U S A	133			133	E-U	
	OTHER	141			141	AUTRE	
COMMODITY TOTAL		285			285		TOTAL DE MARCHANDISE
BARS AND RODS,STEEL	DENMK	1			1	DANMK	BARRES ET TIGES ACIER
	OTHER	10			10	AUTRE	
COMMODITY TOTAL		11			11		TOTAL DE MARCHANDISE
PLATE & SHEET STEEL	DENMK	609			609	DANMK	TOLES,FEUILLES D'ACIER
	U S A	16			16	E-U	
	OTHER	4,974			4,974	AUTRE	
COMMODITY TOTAL		5,599			5,599		TOTAL DE MARCHANDISE
STRUCTURAL SHAPES	OTHER	64			64	AUTRE	PROFILES DE CONSTRUCT.
ALUMINIUM	DENMK	1,446			1,446	DANMK	ALUMINIUM
	GREEK	2,207			2,207	GRECO	
	U S A	2,684		1	2,685	E-U	
	OTHER	9,664			9,664	AUTRE	
COMMODITY TOTAL		16,001		1	16,002		TOTAL DE MARCHANDISE
COPPER AND ALLOYS	OTHER	64			64	AUTRE	CUIVRE ET ALLIAGES
LEAD AND ALLOYS	OTHER	1,204			1,204	AUTRE	PLOMB ET ALLIAGES
NICKEL AND ALLOYS	NORV			1	1	NORV	NICKEL ET ALLIAGES
	OTHER	52			52	AUTRE	
COMMODITY TOTAL		52		1	53		TOTAL DE MARCHANDISE
ZINC AND ALLOYS	DENMK	110			110	DANMK	ZINC ET ALLIAGES
	GREEK	220			220	GRECO	
	NORV			190	190	NORV	
	U S A	221		331	552	E-U	
	OTHER	3,097			3,097	AUTRE	
COMMODITY TOTAL		3,648		521	4,169		TOTAL DE MARCHANDISE
NON-FERROUS METALS NES	OTHER	137			137	AUTRE	METAUX NON-FERREUX NDA
METAL FAB.BASIC PROD.	U S A	19		1	20	E-U	OUVR.DE BASE EN METAL
	OTHER	392			392	AUTRE	
COMMODITY TOTAL		411		1	412		TOTAL DE MARCHANDISE
TRACTORS	U S A			21	21	E-U	TRACTEURS
MACHINEPY NES	DENMK	3			3	DANMK	MACHINES NDA
	GREEK	9			9	GRECO	
	U S A	11			11	E-U	
	OTHER	351			351	AUTRE	
COMMODITY TOTAL		374			374		TOTAL DE MARCHANDISE

TABLE 1. CARGOES LOADED AT CANADIAN PORTS FOR FOREIGN COUNTRIES.

TABLEAU 1. MARCHANDISES CHARGÉES DANS LES PORTS CANADIENS À DESTINATION DE PAYS ÉTRANGERS.

COUNTRY OF DESTINATION AND KIND OF CARGO	REGISTRY OF VESSEL	ATLANTIC ATLANTIQUE	GREAT LAKES GRANOS LACS	PACIFIC PACIFIQUE	TOTAL TOTAL	IMMATIC. DU NAVIRE	PAYS DE DESTINATION ET MARCHANDISE
<b>ARGENTINA CONT.</b>							<b>ARGENTINE SUITE</b>
RAILWAY ROLLING STOCK	OTHER	2			2	AUTPE	MAT. ROUL. DE CH. DE FER
PASS. AUTOS AND CHASSIS	U S A	2			2	E-U	VOITURES PART., CHASSIS
	OTHER	2			2	AUTPE	
<b>COMMODITY TOTAL</b>		<b>4</b>			<b>4</b>		<b>TOTAL DE MARCHANDISE</b>
TRUCKS AND CHASSIS	U S A	18			18	E-U	CAMIONS ET CHASSIS
MOTOR VEHICLE ENGINES	DENMK	2			2	DANMK	MOTEURS DE VEH. AUTOM.
	GREEK	1			1	GRECO	
	U S A	92			92	E-U	
	OTHER	8			8	AUTRE	
<b>COMMODITY TOTAL</b>		<b>103</b>			<b>103</b>		<b>TOTAL DE MARCHANDISE</b>
ROAD MOTOR VEH. NES	GREEK	2			2	GRECO	VEH. AUTOM. ROUTIERS NDA
SHIPS, AIRCRAFT, MIS. VEH	OTHER	2			2	AUTRE	NAVIRES, AVIONS, VEH. DIV
EQUIPMENT MISC.	OTHER	72			72	AUTRE	MATÉRIEL DIVERS
PERSONAL, HOUSEHOLD GOODS	DENMK	3			3	DANMK	ART. PERS. ET MENAGERS
	GREEK	1			1	GRECO	
	NORW				1	NORV	
	U S A	14		1	33	E-U	
	OTHER	67		19	67	AUTRE	
<b>COMMODITY TOTAL</b>		<b>85</b>		<b>20</b>	<b>105</b>		<b>TOTAL DE MARCHANDISE</b>
CONTAINERS, CLOSURES	U S A	20			20	E-U	CONTENEURS, FERMETURES
	OTHER	14			14	AUTRE	
<b>COMMODITY TOTAL</b>		<b>34</b>			<b>34</b>		<b>TOTAL DE MARCHANDISE</b>
MISC. END PRODUCTS NES	U S A	1			1	E-U	PRODUITS FINIS DIV. NDA
	OTHER	3			3	AUTRE	
<b>COMMODITY TOTAL</b>		<b>4</b>			<b>4</b>		<b>TOTAL DE MARCHANDISE</b>
GENERAL CARGO	U S A	20			20	E-U	MARCHANDISES DIVERSES
	OTHER	744			744	AUTRE	
<b>COMMODITY TOTAL</b>		<b>764</b>			<b>764</b>		<b>TOTAL DE MARCHANDISE</b>
<b>COUNTRY/REGION TOTAL</b>		<b>123,166*</b>	<b>*</b>	<b>47,420*</b>	<b>170,586*</b>		<b>TOTAL DE PAYS/REGION</b>
<b>BOLIVIA</b>							<b>BOLIVIE</b>
NEWSPRINT PAPER	OTHER	821			821	AUTRE	PAPIER JOURNAL
<b>COUNTRY/REGION TOTAL</b>		<b>821*</b>	<b>*</b>	<b>*</b>	<b>821*</b>		<b>TOTAL DE PAYS/REGION</b>
<b>BRAZIL</b>							<b>BRESIL</b>
CHEESE	DENMK	10			10	DANMK	FROMAGE
WHEAT	U K	23,147			23,147	R U	BLÉ
	LIBER	197,723			197,723	LTBER	
	OTHER	112,084			112,084	AUTRE	
<b>COMMODITY TOTAL</b>		<b>332,954</b>			<b>332,954</b>		<b>TOTAL DE MARCHANDISE</b>
MALT AND MALT FLOUR	GER	728			728	ALL	MALT ET FARINE DE MALT
	GREEK	440			440	GRECO	
	SWEDN	555			555	SUEDE	
	LIBER	957			957	LIBER	
	OTHER	2,329			2,329	AUTRE	
<b>COMMODITY TOTAL</b>		<b>5,009</b>			<b>5,009</b>		<b>TOTAL DE MARCHANDISE</b>
VEGETABLES, DRIED	LIBER			25	25	LTBER	LEGUMES, SECS
SAUSAGE SKINS, CASINGS	LIBER	5			5	LIBER	ROYAUX À SAUCISSES
	U S A	11			11	E-U	
	OTHER	19			19	AUTRE	
<b>COMMODITY TOTAL</b>		<b>35</b>			<b>35</b>		<b>TOTAL DE MARCHANDISE</b>
GROUND CEREALS NES	U S A	2			2	E-U	CÉRÉALES MOULUES NDA
CONC. COMPLETE FEEDS	DENMK	11			11	DANMK	CONC., PROV. COMPLETES
DIST. ALCOHOLIC BEV.	U S A	3			3	E-U	BOISS. ALCOOL. DIST.
RAW HIDES AND SKINS	OTHER	66			66	AUTRE	PEAUX ET CUIPS BRUT
SEEDS FOR SOWING NES	OTHER			28	28	AUTRE	GRAINES DE SEMENCE NDA
ORES AND CONC. NES	U S A			143	143	E-U	MINÉRAIS ET CONC. NDA
	OTHER	29			29	AUTRE	
<b>COMMODITY TOTAL</b>		<b>29</b>		<b>143</b>	<b>172</b>		<b>TOTAL DE MARCHANDISE</b>
SLAG, DROSS, BY-PRODUCTS	OTHER	54			54	AUTRE	POUS. GUEUL. SCDR. PROD.
ASBESTOS	DENMK	1,861			1,861	DANMK	AMIANTE
	GER	1,597			1,597	ALL	
	ITALY	411			411	ITAL	
	NORW	2,161			2,161	NORV	
	SWEDN	442			442	SUEDE	
	LIBER	5,043			5,043	LIBER	
	U S A	849			849	E-U	
	OTHER	8,066			8,066	AUTRE	
<b>COMMODITY TOTAL</b>		<b>20,430</b>			<b>20,430</b>		<b>TOTAL DE MARCHANDISE</b>
CRUDE NON-MET. MIN. NES	U S A	12			12	E-U	MIN. NON-MET. BRUTS NDA
COTTON, TEXTILE WASTE	U S A	12			12	E-U	DECHETS DE COTON, TEXT.
WASTE AND SCRAP NES	ITALY	66			66	ITAL	DECHETS ET REBUTS NDA
	U S A	6			6	E-U	
<b>COMMODITY TOTAL</b>		<b>72</b>			<b>72</b>		<b>TOTAL DE MARCHANDISE</b>
LUMBER AND TIMBER	NORW			119	119	NORV	BOIS D'OEUVRE ET CHARP.
PULP	DENMK	59			59	DANMK	PÂTE
	NORW			450	450	NORV	
	U S A	524		1,066	1,590	E-U	
	OTHER	1,350			1,350	AUTRE	
<b>COMMODITY TOTAL</b>		<b>1,933</b>		<b>1,516</b>	<b>3,449</b>		<b>TOTAL DE MARCHANDISE</b>
NEWSPRINT PAPER	DENMK	7,513			7,513	DANMK	PAPIER JOURNAL
	GER	3,894			2,316	ALL	



TABLE 1. CARGOES LOADED AT CANADIAN PORTS FOR FOREIGN COUNTRIES.

TABLEAU 1. MARCHANDISES CHARGEES DANS LES PORTS CANADIENS A DESTINATION DE PAYS ETRANGERS.

COUNTRY OF DESTINATION AND KIND OF CARGO	REGISTRY OF VESSEL	ATLANTIC ATLANTIQUE	GREAT LAKES GRANDS LACS	PACIFIC PACIFIQUE	TOTAL TOTAL	IMMATIC. DU NAVIRE	PAYS DE DESTINATION ET MARCHANDISE
BRAZIL	CONT.						BRESIL SUITE
	GREEK	193			193	GRECO	
	ITALY	3,814			3,814	ITAL	
	NORW	3,802		551	4,353	NORV	
	LIBER	24,538		5,798	30,336	LIBER	
	U S A			569	569	E-U	
	OTHER	12,627		16,857	29,484	AUTRE	
COMMODITY TOTAL		56,381		29,683	86,064		TOTAL DE MARCHANDISE
PAPER NES	DENMK	11			11	DANMK	PAPIER NDA
PAPERBOARD	DYHER	197			197	AUTRE	CARTON
WET MACHINE BDARD	U S A	14			14	E-U	CARTON EN PATE PRESSE
TEXTILE FAB.MTL NES	LIBER	1			1	LIBER	OUVR.EN MAT.TEXT.NDA
	U S A	1			1	E-U	
	OTHER	54			54	AUTRE	
COMMODITY TOTAL		56			56		TOTAL DE MARCHANDISE
METALLIC SALTS	LIBER	785			785	LIBER	SELS METALLIQUES
	U S A	215			215	E-U	
COMMODITY TOTAL		1,000			1,000		TOTAL DE MARCHANDISE
INORGANIC CHEMS. NES	LIBER	995			995	LIBER	PROD.CHIM.INORG.NDA
	U S A	78			78	E-U	
	OTHER	343			343	AUTRE	
COMMODITY TOTAL		1,416			1,416		TOTAL DE MARCHANDISE
ORGANIC CHEMICALS NES	DENMK	668			668	DANMK	PROD.CHIM.ORGAN.NDA
	GER	528			528	ALL	
	ITALY	104			104	ITAL	
	NORW	56		16	72	NORV	
	LIBER	485			485	LIBER	
	U S A	392		155	547	E-U	
	OTHER	1,743			1,743	AUTRE	
COMMODITY TOTAL		3,976		171	4,147		TOTAL DE MARCHANDISE
SYNTHETIC RUBBER	OTHER	112			112	AUTRE	CAOUTCHOUC SYNTHETIQUE
PLASTIC MATERIALS	GER	100			100	ALL	MATIERES PLASTIQUES
	ITALY	72			72	ITAL	
	NORW	25			25	NORV	
	LIBER	186			186	LIBER	
	U S A	158			158	E-U	
	OTHER	345			345	AUTRE	
COMMODITY TOTAL		886			886		TOTAL DE MARCHANDISE
DYESTUFF,PIGMENT,PAINT	OTHER	66			66	AUTRE	MAT.COLOR.PIG.PEINTURE
CHEM.SPECIALTIES NES	SWEDN	75			75	SUEDE	PROD.CHIM.SPECIALS NDA
	LIBER	353			353	LIBER	
	U S A	203			203	E-U	
	OTHER	113	1		114	AUTRE	
COMMODITY TOTAL		744	1		745		TOTAL DE MARCHANDISE
COKE	OTHER		1		282	AUTRE	COKE
COAL TAR,PITCH	GER	1			1	ALL	GOUORON,BRAI DE BOUIL.
FERRO-ALLOYS	GER	703			703	ALL	FERRO-ALLIAGES
	LIBER	242			242	LIBER	
	OTHER	1,016			1,016	AUTRE	
COMMODITY TOTAL		1,961			1,961		TOTAL DE MARCHANDISE
RIG IRON	DENMK	37			37	DANMK	FER EN GUEUSE
BARS AND RODS,STEEL	DENMK	125			125	DANMK	BARRES ET TIGES ACIER
	GER	155			155	ALL	
	ITALY	86			86	ITAL	
	SWEDN	12			12	SUEDE	
	LIBER	180			180	LIBER	
	OTHER	1,690			1,690	AUTRE	
COMMODITY TOTAL		2,248			2,248		TOTAL DE MARCHANDISE
PLATE & SHEET STEEL	DENMK	7			7	DANMK	TOLES,FEUILLES DACIER
	GER	215	3,571		3,786	ALL	
	ITALY	158			158	ITAL	
	NORW	30			30	NORV	
	SWEDN		440		440	SUEDE	
	LIBER	1,280			1,280	LIBER	
	U S A	117			117	E-U	
	OTHER	1,973	1,685		3,658	AUTRE	
COMMODITY TOTAL		3,780	5,696		9,476		TOTAL DE MARCHANDISE
STRUCTURAL SHAPES	DENMK	41			41	DANMK	PROFILES DE CONSTRUCT.
	LIBER	27			27	LIBER	
	U S A	77			77	E-U	
COMMODITY TOTAL		145			145		TOTAL DE MARCHANDISE
PIPES,TUBES:IRON,STEEL	GER		105		105	ALL	TUYAUX,TUBES:FER,ACIER
	OTHER	21			21	AUTRE	
COMMODITY TOTAL		21	105		126		TOTAL DE MARCHANDISE
ALUMINIUM	DENMK	1,899			1,899	DANMK	ALUMINIUM
	GER	1,862			1,862	ALL	
	GREEK	571			571	GRECO	
	ITALY	802			802	ITAL	
	NORW	1,114			1,114	NORV	
	LIBER	2,519			2,519	LIBER	
	OTHER	2,657			2,657	AUTRE	
COMMODITY TOTAL		11,424			11,424		TOTAL DE MARCHANDISE
COPPER AND ALLOYS	DENMK	94			94	DANMK	CHIVRE ET ALLIAGES
	GER	189			189	ALL	
	ITALY	250			250	ITAL	
	NORW	363			363	NORV	
	SWEDN	244			244	SUEDE	

TABLE 1. CARGOES LOADED AT CANADIAN PORTS FOR FOREIGN COUNTRIES.

TABLEAU 1. MARCHANDISES CHARGÉES DANS LES PORTS CANADIENS A DESTINATION DE PAYS ÉTRANGERS.

COUNTRY OF DESTINATION AND KIND OF CARGO	REGISTRY OF VESSEL	ATLANTIC ATLANTIQUE	GREAT LAKES GRANDS LACS	PACIFIC PACIFIQUE	TOTAL TOTAL	IMMATIC. DU NAVIRE	PAYS DE DESTINATION ET MARCHANDISE
<b>BRAZIL</b>	<b>CONT.</b>						<b>BRESIL</b>
							<b>SUITE</b>
	LIBER	837			837	LIBEP	
	OTHER	1,192			1,192	AUTRE	
<b>COMMODITY TOTAL</b>		<b>3,169</b>			<b>3,169</b>		<b>TOTAL DE MARCHANDISE</b>
<b>NICKEL AND ALLOYS</b>	DENMK	2			2	DANMK	<b>NICKEL ET ALLIAGES</b>
	ITALY	69			69	ITAL	
	LIBER	747			747	LIBEP	
	U S A	15		7	22	E-U	
	OTHER	14			1,042	AUTRE	
<b>COMMODITY TOTAL</b>		<b>847</b>		<b>1,028</b>	<b>1,882</b>		<b>TOTAL DE MARCHANDISE</b>
<b>ZINC AND ALLOYS</b>	DENMK	523		<b>1,035</b>	523	DANMK	<b>ZINC ET ALLIAGES</b>
	GER	972			972	ALL	
	GREEK	1,266			1,266	GPECO	
	ITALY	270			270	ITAL	
	NORW	721			721	NORV	
	SWFON	350			350	SUFDE	
	LIBER	601			601	LIBEP	
	OTHER	2,409			2,433	AUTRE	
<b>COMMODITY TOTAL</b>		<b>7,112</b>		<b>24</b>	<b>7,136</b>		<b>TOTAL DE MARCHANDISE</b>
<b>NON-FERROUS METALS NES</b>	NORW	2			2	NORV	<b>METALLS NON-FERREUX NDA</b>
	LIBER	49			49	LIBEP	
	U S A	65			65	E-U	
	OTHER	74			74	AUTRE	
<b>COMMODITY TOTAL</b>		<b>190</b>			<b>190</b>		<b>TOTAL DE MARCHANDISE</b>
<b>METAL FAB. BASIC PROD.</b>	DENMK	7			7	DANMK	<b>OUVR. DE BASE EN METAL</b>
	U S A	9			9	E-U	
	OTHER	40			40	AUTRE	
<b>COMMODITY TOTAL</b>		<b>56</b>			<b>56</b>		<b>TOTAL DE MARCHANDISE</b>
<b>BRICKS, TILES NES</b>	DENMK	353			353	DANMK	<b>BRICKS, TILES NDA</b>
<b>GLASS BASIC PRODUCTS</b>	ITALY	25			25	ITAL	<b>OUVR. DE BASE EN VERRRE</b>
	OTHER	25			25	AUTRE	
<b>COMMODITY TOTAL</b>		<b>50</b>			<b>50</b>		<b>TOTAL DE MARCHANDISE</b>
<b>NON-MET. MIN. BASIC PROD.</b>	ITALY	20			20	ITAL	<b>PROD. MIN. NON-MET. BASE</b>
	U S A	27			27	E-U	
<b>COMMODITY TOTAL</b>		<b>47</b>			<b>47</b>		<b>TOTAL DE MARCHANDISE</b>
<b>MISC. FABRICATED PROD. MACHINERY NES</b>	U S A	5			5	E-U	<b>OUVRAGES DIVERS</b>
	DENMK	123			123	DANMK	<b>MACHINES NDA</b>
	GER		63		63	ALL	
	NORW			17	17	NORV	
	SWEDN	21			21	SUEDE	
	LIBER	240			240	LIBEP	
	U S A	413			413	E-U	
	OTHER	177			177	AUTRE	
<b>COMMODITY TOTAL</b>		<b>974</b>	<b>63</b>	<b>17</b>	<b>1,054</b>		<b>TOTAL DE MARCHANDISE</b>
<b>PASS. AUTOS AND CHASSIS TRUCKS AND CHASSIS</b>	U S A	1			1	E-U	<b>VOITURES PART., CHASSIS</b>
	DENMK	142			142	DANMK	<b>CAMIONS ET CHASSIS</b>
	LIBER	144			144	LIBEP	
	OTHER	343			343	AUTRE	
<b>COMMODITY TOTAL</b>		<b>629</b>			<b>629</b>		<b>TOTAL DE MARCHANDISE</b>
<b>MOTOR VEHICLE ENGINES</b>	GER	27			27	ALL	<b>MOTEURS DE VEH. AUTOM.</b>
	U S A	3			3	E-U	
	OTHER	66			66	AUTRE	
<b>COMMODITY TOTAL</b>		<b>96</b>			<b>96</b>		<b>TOTAL DE MARCHANDISE</b>
<b>EQUIPMENT MISC.</b>	DENMK	84			84	DANMK	<b>MATERIEL DIVERS</b>
	ITALY	10			10	ITAL	
	LIBER	43			43	LIBEP	
	U S A	100			100	E-U	
	OTHER	61			61	AUTRE	
<b>COMMODITY TOTAL</b>		<b>298</b>			<b>298</b>		<b>TOTAL DE MARCHANDISE</b>
<b>PERSONAL, HOUSEHOLD GOODS</b>	NORW			4	4	NORV	<b>APT. PERS. ET MENAGERS</b>
	U S A	17		12	29	E-U	
	OTHER	2	8		10	AUTRE	
<b>COMMODITY TOTAL</b>		<b>19</b>	<b>8</b>	<b>16</b>	<b>43</b>		<b>TOTAL DE MARCHANDISE</b>
<b>CONTAINERS, CLOSURES MISC. END PRODUCTS NES</b>	U S A	15			15	E-U	<b>CONTENEURS, FERMETURES</b>
	GER	69			69	ALL	<b>PRODUITS FINIS DIV. NDA</b>
	OTHER	69			69	AUTRE	
<b>COMMODITY TOTAL</b>		<b>138</b>			<b>138</b>		<b>TOTAL DE MARCHANDISE</b>
<b>GENERAL CARGO</b>	DENMK	73			73	DANMK	<b>MARCHANDISES DIVERSES</b>
	GER	0			0	ALL	
	ITALY	31			31	ITAL	
	NORW	4			4	NORV	
	SWEDN	14			14	SUEDE	
	LIBER	97			97	LIBEP	
	U S A	13			13	E-U	
	OTHER	163			163	AUTRE	
<b>COMMODITY TOTAL</b>		<b>404</b>			<b>404</b>		<b>TOTAL DE MARCHANDISE</b>
<b>COUNTRY/REGION TOTAL</b>		<b>459,793*</b>	<b>5,873*</b>	<b>32,777*</b>	<b>498,443*</b>		<b>TOTAL DE PAYS/REGION</b>
<b>CHILE</b>							<b>CHILI</b>
FISH, FRESH OR FROZEN	OTHER	7			7	AUTRE	<b>POISSON, FRAIS OU CONG.</b>
FISH, CANNED	OTHER	22			22	AUTRE	<b>POISSON EN BOITES</b>
CHEESE	OTHER	217			217	AUTRE	<b>FROMAGE</b>
MILK POWDER	OTHER	1,708			1,708	AUTRE	<b>LAIT EN POUORE</b>
POTATOES	GER	4,548			4,548	ALL	<b>POMMES DE TERRE</b>
WHEAT CEREALS NES	OTHER	63			63	AUTRE	<b>CEREALES MOULUES NDA</b>

TABLE 1. CARGOES LOADED AT CANADIAN PORTS FOR FOREIGN COUNTRIES.

TABLEAU 1. MARCHANDISES CHARGÉES DANS LES PORTS CANADIENS A DESTINATION DE PAYS ÉTRANGERS.

COUNTRY OF DESTINATION AND KIND OF CARGO	REGISTRY OF VESSEL	ATLANTIC ATLANTIQUE	GREAT LAKES GRANDS LACS	PACIFIC PACIFIQUE	TOTAL TOTAL	IMMATIC. DU NAVIRE	PAYS DE DESTINATION ET MARCHANDISE
<b>CHILE</b>							<b>CHILI</b>
CONC. COMPLETE FEEDS	OTHER	8			8	AUTRE	SUITE
ASBESTOS	NORW	121		1,445	1,566	NORV	CONC., PROV. COMPLETES
	U S A			1,332	1,332	E-U	AMIANTE
	OTHER	3,497			3,497	AUTRE	
COMMODITY TOTAL		3,618		2,777	6,395		TOTAL DE MARCHANDISE
SULPHUR IN ORES	GREEK			10,920	10,920	GRECO	SOUFRE EN MINERAI
	LIBER			55,177	55,177	LIBER	
COMMODITY TOTAL				66,097	66,097		TOTAL DE MARCHANDISE
CRUDE NON-MET. MIN. NES	OTHER	8			8	AUTRE	MIN. NON-MET. BRUTS NDA
LUMBER AND TIMBER	NORW			161	161	NORV	BOIS D'OEUVRE ET CHARP.
NEWSPRINT PAPER	NORW	136		1,378	1,514	NORV	PAPIER JOURNAL
	U S A			55	55	E-U	
	OTHER	3,832			3,832	AUTRE	
COMMODITY TOTAL		3,968		1,433	5,401		TOTAL DE MARCHANDISE
PAPER NES	NORW			2	2	NORV	PAPIER NDA
	OTHER	492			492	AUTRE	
COMMODITY TOTAL		492		2	494		TOTAL DE MARCHANDISE
JUTE WOVEN FARRICS	U S A			24	24	E-U	TISSUS DE JUTE
TEXTILE FAB. MTL NES	NORW			5	5	NORV	OUVR. EN MAT. TEXT. NDA
	OTHER	71			71	AUTRE	
COMMODITY TOTAL		71		5	76		TOTAL DE MARCHANDISE
DILS, FATS, WAXES NES	NORW			5	5	NORV	HUIL. MAT. GRAS. CIRE NDA
INORGANIC CHEMS. NES	OTHER	177			177	AUTRE	PROD. CHIM. INORG. NDA
ORGANIC CHEMS. NES	NORW			30	30	NORV	PROD. CHIM. ORGAN. NDA
	OTHER	207			207	AUTRE	
COMMODITY TOTAL		207		30	237		TOTAL DE MARCHANDISE
SYNTHETIC RUBBER	OTHER	44			44	AUTRE	CAOUTCHOUC SYNTHETIQUE
PLASTIC MATERIALS	NORW	38			38	NORV	MATIERES PLASTIQUES
	U S A			12	12	E-U	
	OTHER	577			577	AUTRE	
COMMODITY TOTAL		615		12	627		TOTAL DE MARCHANDISE
DYESTUFF, PIGMENT, PAINT	OTHER	8			8	AUTRE	MAT. COLOR. PIG. PEINTURE
CHEM. SPECIALTIES NES	U S A			6	6	E-U	PROD. CHIM. SPECIALT. NDA
	OTHER	33			33	AUTRE	
COMMODITY TOTAL		33		6	39		TOTAL DE MARCHANDISE
LUBRICATING OIL, GREASE	OTHER	33			33	AUTRE	HUIL. GRAISSE LUBRIF.
PIG IRON	OTHER	1,041			1,041	AUTRE	FER EN GUFUSE
CASTINGS, FORGINGS	OTHER	21			21	AUTRE	MOUL. PIECES FORGEES
PLATE & SHEET STEEL	OTHER	38			38	AUTRE	TOLES, FEUILLES D'ACIER
ALUMINIUM	NORW	193			193	NORV	ALUMINIUM
	OTHER	2,165			2,165	AUTRE	
COMMODITY TOTAL		2,358			2,358		TOTAL DE MARCHANDISE
NICKEL AND ALLOYS	NORW			4	4	NORV	NICKEL ET ALLIAGES
ZINC AND ALLOYS	OTHER	295			295	AUTRE	ZINC ET ALLIAGES
NON-FERROUS METALS NES	OTHER	50			50	AUTRE	METAUX NON-FERREUX NDA
METAL FAB. BASIC PROD.	GER		6		6	ALL	OUVR. DE BASE EN METAL
	OTHER	187			187	AUTRE	
COMMODITY TOTAL		187	6		193		TOTAL DE MARCHANDISE
BRICKS, TILES NES	OTHER	419			419	AUTRE	BRIQUEES, TUILLES NDA
MACHINERY NES	NORW			21	21	NORV	MACHINES NDA
	U S A			13	13	E-U	
	OTHER	243			243	AUTRE	
COMMODITY TOTAL		243		34	277		TOTAL DE MARCHANDISE
PASS. AUTOS AND CHASSIS	NORW			11	11	NORV	VOITURES PART., CHASSIS
	OTHER	5			5	AUTRE	
COMMODITY TOTAL		5		11	16		TOTAL DE MARCHANDISE
TRUCKS AND CHASSIS	NORW			70	70	NORV	CAMIONS ET CHASSIS
	OTHER	3			3	AUTRE	
COMMODITY TOTAL		3		70	73		TOTAL DE MARCHANDISE
MOTOR VEHICLE ENGINES	GER		4		4	ALL	MOTEURS DE VEH. AUTOM.
	NORW	3			3	NORV	
COMMODITY TOTAL		3	4		7		TOTAL DE MARCHANDISE
SHIPS, AIRCRAFT, MIS. VEH	OTHER	1			1	AUTRE	NAVIRES, AVIONS, VEH. DIV
EQUIPMENT MISC.	GER		1		1	ALL	MATERIEL DIVERS
	OTHER	54			54	AUTRE	
COMMODITY TOTAL		54	1		55		TOTAL DE MARCHANDISE
PERSONAL, HOUSEHOLD GOODS	NORW			22	22	NORV	ART. PERS. ET MENAGERS
	U S A			8	8	E-U	
	OTHER	206			206	AUTRE	
COMMODITY TOTAL		206		30	236		TOTAL DE MARCHANDISE
CONTAINERS, CLOSURES	OTHER	43			43	AUTRE	CONTENEURS, FERMETURES
MISC. END PRODUCTS NES	OTHER	31			31	AUTRE	PRODUITS FINIS DIV. NDA
GENERAL CARGO	U S A			1	1	E-U	MARCHANDISES DIVERSES
	OTHER	25			25	AUTRE	
COMMODITY TOTAL		25		1	26		TOTAL DE MARCHANDISE
<b>COUNTRY/REGION TOTAL</b>		<b>20,870*</b>	<b>11*</b>	<b>70,702*</b>	<b>91,583*</b>		<b>TOTAL DE PAYS/REGION</b>
<b>COLOMBIA</b>							<b>COLOMBIE</b>
FISH, FRESH OR FROZEN	OTHER	348			348	AUTRE	POISSON, FRATS OU CONG.
CHEESE	OTHER	240			240	AUTRE	FROMAGE
MILK POWDER	DENMK	14			14	DANMK	LAIT EN POUDEE
DAIRY PROD. EGGS, HONEY	OTHER	28			28	AUTRE	PROD. LAIT., OEUFS, MIEL
BARLEY	SWEDN	16,744			16,744	SUEDE	ORGE
	LIBER	14,000			14,000	LIBER	



TABLE 1. CARGOES LOADED AT CANADIAN PORTS FOR FOREIGN COUNTRIES.

TABLEAU 1. MARCHANDISES CHARGÉES DANS LES PORTS CANADIENS A DESTINATION DE PAYS ÉTRANGERS.

COUNTRY OF DESTINATION AND KIND OF CARGO	REGISTRY OF VESSEL	ATLANTIC ATLANTIQUE	GREAT LAKES GRANDS LACS	PACIFIC PACIFIQUE	TOTAL TOTAL	IMMATIC. DU NAVIRE	PAYS DE DESTINATION ET MARCHANDISE
<b>COLOMBIA</b>	<b>CONT.</b>						<b>COLOMBIE</b>
							<b>SUITE</b>
COMMODITY TOTAL	OTHER	30,744		41,984	41,984	AUTRE	TOTAL DE MARCHANDISE
VEGETABLES, DRIED	OTHER	219		41,984	72,728	AUTRE	LEGUMES, SECS
GROUND CEREALS NES	DENMK			1,680	219	DANMK	CEREALES MOULUES NDA
	OTHER			1,680	1,680	AUTRE	
COMMODITY TOTAL				3,360	3,360		TOTAL DE MARCHANDISE
DIST. ALCOHOLIC BEV.	DENMK	4			4	DANMK	BOISS. ALCOOL. DIST.
	OTHER	2			2	AUTRE	
COMMODITY TOTAL		6			6		TOTAL DE MARCHANDISE
SEEDS FOR SOWING NES	NORV			44	44	NORV	GRAINES DE SEMENCE NDA
MUSTARD SEED	NORV	1			1	NORV	GRAINE DE MOUTARDE
SOYA BEANS	NETH	18,954			18,954	P.BAS	GRAINE DE SOYA
ASBESTOS	DENMK	739		505	744	DANMK	AMIANTE
	NORV	515			515	NORV	
	OTHER	6,471		808	7,279	AUTRE	
COMMODITY TOTAL		7,225		1,313	8,538		TOTAL DE MARCHANDISE
PULP	GREEK	1,806			1,806	GREQC	PATE
	OTHER	1,415			1,415	AUTRE	
COMMODITY TOTAL		3,221			3,221		TOTAL DE MARCHANDISE
NEWSPRINT PAPER	U K	4,090			4,090	R U	PAPIER JOURNAL
	DENMK	1,024		1,930	2,954	DANMK	
	GER	11,006			11,006	ALL	
	NORV	9,382		1,735	11,117	NORV	
	SWEDN	10,606			10,606	SUEDE	
	LIBER	263			263	LIBER	
	U S A			355	355	E-U	
	OTHER	15,758		1,101	16,859	AUTRE	
COMMODITY TOTAL		52,129		5,121	57,250		TOTAL DE MARCHANDISE
PAPER NES	OTHER	100			100	AUTRE	PAPIER NDA
WET MACHINE BOARD	GER		4		4	ALL	CARTON EN PATE PRESSE
TEXTILE FAB. MTL NES	OTHER	342			342	AUTRE	OUVR. EN MAT. TEXT. NDA
METALLIC SALTS	OTHER	28			28	AUTRE	SELS METALLIQUES
INORGANIC CHEMS. NES	OTHER	177			177	AUTRE	PROD. CHIM. INORG. NDA
ORGANIC CHEMICALS NES	DENMK	124			124	DANMK	PROD. CHIM. ORGAN. NDA
	NORV	10			10	NORV	
	OTHER	289			289	AUTRE	
COMMODITY TOTAL		423			423		TOTAL DE MARCHANDISE
EXPLOS., FUSES, CAPS	NETH	179			179	P.BAS	EXPLOS., AMORCES, DET.
	OTHER	1,078			1,078	AUTRE	
COMMODITY TOTAL		1,257			1,257		TOTAL DE MARCHANDISE
PLASTIC MATERIALS	DENMK			594	594	DANMK	MATIERES PLASTIQUES
	NORV			1,997	1,997	NORV	
	U S A			1,109	1,109	E-U	
	OTHER	50		541	591	AUTRE	
COMMODITY TOTAL		50		4,241	4,291		TOTAL DE MARCHANDISE
DYESTUFF, PIGMENT, PAINT	DENMK	3			3	DANMK	MAT. COLOR. PTG. PEINTURE
	NORV	1			1	NORV	
	OTHER	29			29	AUTRE	
COMMODITY TOTAL		33			33		TOTAL DE MARCHANDISE
FERRO-ALLOYS	OTHER	234			234	AUTRE	FERRO-ALLIAGES
BARS AND RODS, STEEL	DENMK		217		217	DANMK	BARRES ET TIGES ACIER
	GER		786		786	ALL	
	NORV	5			5	NORV	
	OTHER	5			5	AUTRE	
COMMODITY TOTAL		10	1,003		1,013		TOTAL DE MARCHANDISE
PLATE & SHEET STEEL	DENMK	115			115	DANMK	TOLES, FEUILLES D'ACIER
	GER		431		431	ALL	
	OTHER	76			76	AUTRE	
COMMODITY TOTAL		191	431		622		TOTAL DE MARCHANDISE
STRUCTURAL SHAPES	OTHER	72			72	AUTRE	PROFILES DE CONSTRUCT.
PIPES, TUBES: IRON, STEEL	OTHER	3			3	AUTRE	TUYAUX, TUBES: FER, ACIER
WIRE	U S A			11	11	E-U	FIL METALLIQUE
ALUMINUM	DENMK	762			762	DANMK	ALUMINIUM
	NORV	284			284	NORV	
	OTHER	164			164	AUTRE	
COMMODITY TOTAL		1,210			1,210		TOTAL DE MARCHANDISE
COPPER AND ALLOYS	OTHER	55			55	AUTRE	CUIVRE ET ALLIAGES
NICKEL AND ALLOYS	DENMK		3		3	DANMK	NICKEL ET ALLIAGES
	OTHER	3			3	AUTRE	
COMMODITY TOTAL		3	3		6		TOTAL DE MARCHANDISE
NON-FERROUS METALS NES	OTHER	214			214	AUTRE	METAUX NON-FERREUX NDA
METAL FAB. BASIC PROD.	NORV	2			2	NORV	OUVR. DE BASE EN METAL
	OTHER	108			108	AUTRE	
COMMODITY TOTAL		110			110		TOTAL DE MARCHANDISE
BRICKS, TILES NES	OTHER	1,470			1,470	AUTRE	BRIQUES, TUILES NDA
MACHINERY NES	DENMK	25	4	50	79	DANMK	MACHINES NDA
	NORV	76			76	NORV	
	OTHER	2,342			2,342	AUTRE	
COMMODITY TOTAL		2,443	4	50	2,497		TOTAL DE MARCHANDISE
MOTOR VEHICLE ENGINES	DENMK	70			70	DANMK	MOTEURS DE VEH. AUTOM.
	NORV	54			54	NORV	
COMMODITY TOTAL		124			124		TOTAL DE MARCHANDISE
SHIPS, AIRCRAFT, VEH	OTHER	85			85	AUTRE	NAVIRES, AVIONS, VEH. DIV
EQUIPMENT MISC.	DENMK	35			35	DANMK	MATERIEL DIVERS
	NORV	2			2	NORV	
	OTHER	10			10	AUTRE	
COMMODITY TOTAL		47			47		TOTAL DE MARCHANDISE

TABLE 1. CARGOES LOADED AT CANADIAN PORTS FOR FOREIGN COUNTRIES.

TABLEAU 1. MARCHANDISES CHARGÉES DANS LES PORTS CANADIENS A DESTINATION DE PAYS ÉTRANGERS.

COUNTRY OF DESTINATION AND KIND OF CARGO	REGISTRY OF VESSEL	ATLANTIC ATLANTIQUE	GREAT LAKES GRANDS LACS	PACIFIC PACIFIQUE	TOTAL TOTAL	IMMATIC. DU NAVIRE	PAYS DE DESTINATION ET MARCHANDISE
<b>COLOMBIA</b>							<b>COLOMBIE</b>
CONT. PERSONAL, HOUSEHOLD GOODS	DENMK	7			7	DANMK	SUITE APT. PERS. ET MENAGERS
	GER		8		8	ALL	
	U S A			4	4	E-U	
	OTHER	2			2	AUTRE	
COMMODITY TOTAL		9	8	4	21		TOTAL DE MARCHANDISE
FIREARMS, AMMUNITION	OTHER	9			9	AUTRE	ARMES A FEU, MUNITIONS
CONTAINERS, CLOSURES	OTHER	36			36	AUTRE	CONTENEURS, FERMETURES
MISC. END PRODUCTS NES	NORV	3			3	NORV	PRODUITS FINIS DIV. NDA
	U S A			1	1	E-U	
	OTHER	1			1	AUTRE	
COMMODITY TOTAL		4		1	5		TOTAL DE MARCHANDISE
GENERAL CARGO	NORV	22			22	NORV	MARCHANDISES DIVERSES
	U S A			1	1	E-U	
	OTHER	120			120	AUTRE	
COMMODITY TOTAL		142		1	143		TOTAL DE MARCHANDISE
COUNTRY/REGION TOTAL		122,010*	1,453*	56,130*	179,593*		TOTAL DE PAYS/REGION
<b>ECUADOR</b>							<b>EQUATEUR</b>
FISH, CANNED	OTHER	4			4	AUTRE	POISSON EN BOITES
VEGETABLES, DRIED	OTHER	21			21	AUTRE	LEGUMES, SECS
FLAXSEED	OTHER	7			7	AUTRE	GRAINE DE LIN
ASBESTOS	NORV	101		121	222	NORV	AMIANTE
	U S A			51	51	E-U	
	OTHER	410			410	AUTRE	
COMMODITY TOTAL		511		172	683		TOTAL DE MARCHANDISE
PULP	NORV			16	16	NORV	PATE
NEWSPRINT PAPER	NORV	219		48	267	NORV	PAPIER JOURNAL
	LIBER	60			60	LIBER	
	OTHER	963		55	1,018	AUTRE	
COMMODITY TOTAL		1,242		103	1,345		TOTAL DE MARCHANDISE
PAPER NES	OTHER	292			292	AUTRE	PAPIER NDA
PAPERBOARD	U K	1,538			1,538	R U	CARTON
TEXTILE FAB. MTL NES	OTHER	18			18	AUTRE	OUVR. EN MAT. TEXT. NDA
INORGANIC CHEMS. NES	OTHER	130			130	AUTRE	PROD. CHIM. INORG. NDA
ORGANIC CHEMICALS NES	DENMK	6			6	DANMK	PROD. CHIM. ORGAN. NDA
	OTHER	90			90	AUTRE	
COMMODITY TOTAL		96			96		TOTAL DE MARCHANDISE
FUEL OIL	OTHER	33			33	AUTRE	MAZOUT
BARS AND RODS, STEEL	GREEK	1,204			1,204	GRECO	BARRES ET TIGES ACIER
	OTHER	2,761			2,761	AUTRE	
COMMODITY TOTAL		3,965			3,965		TOTAL DE MARCHANDISE
STRUCTURAL SHAPES	OTHER	23			23	AUTRE	PROFILES DE CONSTRUCT.
WIRE	OTHER	5			5	AUTRE	FIL METALLIQUE
ALUMINUM	NORV	2			2	NORV	ALUMINIUM
	OTHER	107			107	AUTRE	
COMMODITY TOTAL		109			109		TOTAL DE MARCHANDISE
METAL FAB. BASIC PROD.	OTHER	43			43	AUTRE	OUVR. DE BASE EN METAL
BRICKS, TILES NES	OTHER	48			48	AUTRE	BRICKS, TUILES NDA
ASBESTOS BASIC PROD.	OTHER	23			23	AUTRE	OUVR. DE BASE AMIANTE
NON-MET. MIN. BASIC PROD.	NORV	8			8	NORV	PROD. MIN. NON-MET. BASE
	OTHER	134			134	AUTRE	
COMMODITY TOTAL		142			142		TOTAL DE MARCHANDISE
MACHINERY NES	NORV			8	8	NORV	MACHINES NDA
EQUIPMENT MISC.	GER		850		850	ALL	MATERIEL DIVERS
	NORV			2	2	NORV	
COMMODITY TOTAL			850		852		TOTAL DE MARCHANDISE
PERSONAL, HOUSEHOLD GOODS	DENMK			39	39	DANMK	APT. PERS. ET MENAGERS
	NORV			130	130	NORV	
	U S A			1	1	E-U	
	OTHER	2		32	34	AUTRE	
COMMODITY TOTAL		2		202	204		TOTAL DE MARCHANDISE
CONTAINERS, CLOSURES	GREEK	1			1	GRECO	CONTENEURS, FERMETURES
	OTHER	2			2	AUTRE	
COMMODITY TOTAL		3			3		TOTAL DE MARCHANDISE
MISC. END PRODUCTS NES	NORV			2	2	NORV	PRODUITS FINIS DIV. NDA
GENERAL CARGO	DENMK	1			1	DANMK	MARCHANDISES DIVERSES
	OTHER	136			136	AUTRE	
COMMODITY TOTAL		137			137		TOTAL DE MARCHANDISE
COUNTRY/REGION TOTAL		8,392*	850*	505*	9,747*		TOTAL DE PAYS/REGION
<b>PARAGUAY</b>							<b>PARAGUAY</b>
STRUCTURAL SHAPES	OTHER	12			12	AUTRE	PROFILES DE CONSTRUCT.
ALUMINUM	OTHER	34			34	AUTRE	ALUMINIUM
COPPER AND ALLOYS	OTHER	53			53	AUTRE	CUIVRE ET ALLIAGES
MACHINERY NES	OTHER	17			17	AUTRE	MACHINES NDA
GENERAL CARGO	OTHER	19			19	AUTRE	MARCHANDISES DIVERSES
COUNTRY/REGION TOTAL		135*	*	*	135*		TOTAL DE PAYS/REGION
<b>PERU</b>							<b>PEROU</b>
FISH, FRESH OR FROZEN	OTHER	352			352	AUTRE	POISSON, FRAIS OU CONG.

TABLE 1. CARGOES LOADED AT CANADIAN PORTS FOR FOREIGN COUNTRIES.

TABLEAU 1. MARCHANDISES CHARGÉES DANS LES PORTS CANADIENS A DESTINATION DE PAYS ÉTRANGERS.

COUNTRY OF DESTINATION AND KIND OF CARGO	REGISTRY OF VESSEL	ATLANTIC ATLANTIQUE	GREAT LAKES GRANDS LACS	PACIFIC PACIFIQUE	TOTAL TOTAL	IMMATIC. DU NAVIRE	PAYS DE DESTINATION ET MARCHANDISE
PERU CONT.							PEROU SUITE
FISH, CANNED	NORV U S A OTHER			17 10 469	17 10 469	NORV E-U AUTRE	POISSON EN BOITES
COMMODITY TOTAL		469		27	496		TOTAL DE MARCHANDISE
CHEESE	OTHER	46			46	AUTRE	FROMAGE
MILK POWDER	OTHER	55			55	AUTRE	LAIT EN POUDRF
BARLEY	U K			3,000	3,000	R U	ORGE
WHEAT	U K NORV LIBER OTHER			9,500 2,318 106,532 96,689	9,500 2,318 106,532 96,689	R U NORV LIBER AUTRE	BLE
COMMODITY TOTAL				215,039	215,039		TOTAL DE MARCHANDISE
MALT AND MALT FLOUR	OTHER	2,125			2,125	AUTRE	MALT ET FARINE DE MALT
VEGETABLE PREP. NES	NORV			1	1	NORV	ET LEGUMES NDA
ALE, BEER, STOUT, PORTER	OTHER	3			3	AUTRE	ALE, BIÈRE, STOUT, PORTER
DIST. ALCOHOLIC BEV.	OTHER	4			4	AUTRE	BOISS. ALCOOL. DIST.
RODTS, ROUND TIMBER	NORV U S A			66 273	66 273	NORV E-U	BILLOTS, BOIS ROUNDS
COMMODITY TOTAL				339	339		TOTAL DE MARCHANDISE
TEXTILE FIBRES NES	OTHER	52			52	AUTRE	FIBRES TEXTILES NDA
ASBESTOS	NORV OTHER	399 3,964			399 3,964	NORV AUTRE	AMIANTE
COMMODITY TOTAL		4,363			4,363		TOTAL DE MARCHANDISE
CRUDE NON-MET. MIN. NES	OTHER	45			45	AUTRE	MIN. NON-MET. BRUTS NOA
WOOD FAB. MATERIALS	NORV			16	16	NORV	DEMI-PRODUITS EN BOIS
PULP	NORV U S A OTHER			1,959 1,948 543	1,959 1,948 1,262	NORV E-U AUTRE	PATE
COMMODITY TOTAL		719		4,450	5,169		TOTAL DE MARCHANDISE
NEWSPRINT PAPER	DENMK NORV LIBER			2,426 7,322	2,426 7,587	DANMK NORV LIBER	PAPIER JOURNAL
	JAPAN U S A OTHER			2,723 2,824 3,858	2,723 2,824 17,976	JAPON E-U AUTRE	
COMMODITY TOTAL		14,118		19,153	34,689		TOTAL DE MARCHANDISE
PAPER NES	NORV U S A OTHER			50 1 208	50 1 208	NORV E-U AUTRE	PAPIER NOA
COMMODITY TOTAL		208		51	259		TOTAL DE MARCHANDISE
TEXTILE FAB. MTL NES	NORV OTHER	46 171			46 171	NORV AUTRE	OUVR. EN MAT. TEXT. NDA
COMMODITY TOTAL		217			217		TOTAL DE MARCHANDISE
SULPHURIC ACID	OTHER	3			3	AUTRE	ACIDE SULFURIQUE
METALLIC SALTS	OTHER	15			15	AUTRE	SELS METALLIQUES
INORGANIC CHEMS. NES	NORV OTHER	3 190			3 190	NORV AUTRE	PROD. CHIM. INORG. NOA
COMMODITY TOTAL		193			193		TOTAL DE MARCHANDISE
ORGANIC CHEMICALS NES	U S A OTHER			11 548	11 548	E-U AUTRE	PROD. CHIM. ORGAN. NDA
COMMODITY TOTAL		548		11	559		TOTAL DE MARCHANDISE
PLASTIC MATERIALS	GER U S A OTHER		7		7 182 611	ALL E-U AUTRE	MATIERES PLASTIQUES
COMMODITY TOTAL		611	7	182	800		TOTAL DE MARCHANDISE
DYESTUFF, PIGMENT, PAINT	OTHER	20			20	AUTRE	MAT. COLOR. PIG. PEINTURE
CASTINGS, FORGINGS	OTHER	129			129	AUTRE	MOUL. PIÈCES FORGÉES
BARNS AND RODS, STEEL	OTHER	99			99	AUTRE	RAPRES ET TIGES ACIER
PLATE & SHEET STEEL	GER NORV OTHER		727		727 300 4,553	ALL NORV AUTRE	TOLES, FEUILLES D'ACIER
COMMODITY TOTAL		4,853	727		5,580		TOTAL DE MARCHANDISE
STRUCTURAL SHAPES	LIBER OTHER				1 803	LIBER AUTRE	PROFILES DE CONSTRUCT.
COMMODITY TOTAL		804			804		TOTAL DE MARCHANDISE
PIPES, TUBES: IRON, STEEL	OTHER	19			19	AUTRE	TUYAUX, TUBES: FER, ACIER
WIRE	LIBER U S A OTHER				15 16 140	LIBER E-U AUTRE	FIL METALLIQUE
COMMODITY TOTAL		155		16	171		TOTAL DE MARCHANDISE
ALUMINUM	NORV LIBER OTHER	124 34 2,560			124 34 2,560	NORV LIBER AUTRE	ALUMINIUM
COMMODITY TOTAL		2,718			2,718		TOTAL DE MARCHANDISE
COPPER AND ALLOYS	DENMK OTHER	1 115			1 115	DANMK AUTRE	CUIVRE ET ALLIAGES
COMMODITY TOTAL		116			116		TOTAL DE MARCHANDISE
NICKEL AND ALLOYS	OTHER	1			1	AUTRE	NICKEL ET ALLIAGES
METAL FAB. BASIC PROD.	NORV OTHER	167 97			167 97	NORV AUTRE	OUVR. DE BASE EN METAL
COMMODITY TOTAL		264			264		TOTAL DE MARCHANDISE
BRICKS, TILES NES	OTHER	177			177	AUTRE	BRIOQUES, TUILLES NDA
GLASS BASIC PRODUCTS	DENMK	2			2	DANMK	OUVR. DE BASE EN VERRE
LIME	OTHER	44			44	AUTRE	CHAUX
NON-MET. MIN. BASIC PROD.	OTHER	8			8	AUTRE	PROD. MIN. NON-MET. BASE
MISC. FABRICATED PROD.	OTHER	141			141	AUTRE	OUVRAGES DIVERS



TABLE 1. CARGOES LOADED AT CANADIAN PORTS FOR FOREIGN COUNTRIES.

TABLEAU 1. MARCHANDISES CHARGÉES DANS LES PORTS CANADIENS A DESTINATION DE PAYS ÉTRANGERS.

COUNTRY OF DESTINATION AND KIND OF CARGO	REGISTRY OF VESSEL	ATLANTIC ATLANTIQUE	GREAT LAKES GRANDS LACS	PACIFIC PACIFIQUE	TOTAL TOTAL	IMMATIC. OU NAVIRE	PAYS DE DESTINATION ET MARCHANDISE
<b>PERU CONT.</b>							
TRACTORS	OTHER	271			271	AUTRE	PERU SUITE
MACHINERY NES	DENMK	6		1	7	DANMK	TRACTEURS
	NORV	4		2	6	NORV	MACHINES NDA
	U S A			6	6	E-U	
	OTHER	605			605	AUTRE	
COMMODITY TOTAL		615		9	624		TOTAL DE MARCHANDISE
RAILWAY ROLLING STOCK	OTHER	191			191	AUTRE	MAT. ROUL. DE CH. DE FER
TRUCKS AND CHASSIS	OTHER	51			51	AUTRE	CAMIONS ET CHASSIS
SHIPS, AIRCRAFT, MIS. VEH	OTHER	29			29	AUTRE	NAVIRES, AVIONS, VEH. DIV
RUBBER TIRES AND TUBES	OTHER	58			58	AUTRE	PNEUS, CHAMBRES A AIR
EQUIPMENT MISC.	OTHER	324			324	AUTRE	MATERIEL DIVERS
PERSONAL, HOUSEHOLD GOODS	U S A			2	2	E-U	ART. PERS. ET MENAGERS
	OTHER	113		1	114	AUTRE	
COMMODITY TOTAL		113		3	116		TOTAL DE MARCHANDISE
FIREARMS, AMMUNITION	LIBER	2			2	LIBEP	ARMES A FEU, MUNITIONS
	OTHER	5			5	AUTRE	
COMMODITY TOTAL		7			7		TOTAL DE MARCHANDISE
MISC. END PRODUCTS NES	OTHER	8			8	AUTRE	PRODUITS FINIS DIV. NDA
GENERAL CARGO	NORV	6			6	NORV	MARCHANDISES DIVERSES
	U S A			2	2	E-U	
	OTHER	125			125	AUTRE	
COMMODITY TOTAL		131		2	133		TOTAL DE MARCHANDISE
COUNTRY/REGION TOTAL		36,912*	734*	242,299*	279,945*		TOTAL DE PAYS/REGION
<b>SURINAM</b>							
FISH, FRESH OR FROZEN	LIBER	7			7	LIBER	SURINAM
FISH, CANNED	NORV			10	10	NORV	POISSON, FRAIS OU CONG.
SUGAR, NES	OTHER	2			2	AUTRE	POISSON EN BOITES
LUMBER AND TIMBER	OTHER	33			33	AUTRE	SUCRE, NDA
EXPLOS., FUSES, CAPS	OTHER	410			410	AUTRE	BOIS D'OEUVRE ET CHARP.
PERSONAL, HOUSEHOLD GOODS	OTHER	22			22	AUTRE	EXPLOS., AMORCES, DET.
GENERAL CARGO	OTHER	35			35	AUTRE	ART. PERS. ET MENAGERS
							MARCHANDISES DIVERSES
COUNTRY/REGION TOTAL		509*	*	10*	519*		TOTAL DE PAYS/REGION
<b>URUGUAY</b>							
POTATOES	OTHER	7,039			7,039	AUTRE	URUGUAY
ASBESTOS	DENMK	69			69	DANMK	POMMES DE TERRE
	U S A	585			585	E-U	AMIANTE
COMMODITY TOTAL		654			654		TOTAL DE MARCHANDISE
PULP	U S A	464			464	E-U	PATE
NEWSPRINT PAPER	U K	1,210			1,210	R U	PAPIER JOURNAL
	DENMK	304			304	DANMK	
	GREEK	3,190			3,190	GRECQ	
	NORV			1,398	1,398	NORV	
	U S A	3,996		1,132	5,128	E-U	
	OTHER	3,500		2,480	5,980	AUTRE	
COMMODITY TOTAL		12,200		5,010	17,210		TOTAL DE MARCHANDISE
TEXTILE FAB. MTL NES	U S A	2			2	E-U	OUVR. EN MAT. TEXT. NDA
	OTHER	2			2	AUTRE	
COMMODITY TOTAL		4			4		TOTAL DE MARCHANDISE
ORGANIC CHEMICALS NES	NORV			4	4	NORV	PROD. CHIM. ORGAN. NDA
	U S A	4			4	E-U	
	OTHER	6			6	AUTRE	
COMMODITY TOTAL		10		4	14		TOTAL DE MARCHANDISE
LUBRICATING OIL, GREASE	U S A	73			73	E-U	HUILE, GRAISSE LUBRIF.
PLATE & SHEET STEEL	U S A	326			326	E-U	TOLES, FEUILLES D'ACIER
	OTHER	165			165	AUTRE	
COMMODITY TOTAL		491			491		TOTAL DE MARCHANDISE
ALUMINIUM	DENMK	254			254	DANMK	ALUMINIUM
	U S A	796			796	E-U	
	OTHER	255			255	AUTRE	
COMMODITY TOTAL		1,305			1,305		TOTAL DE MARCHANDISE
BRICKS, TILES NES	U S A	22			22	E-U	BRIQUES, TUILES NDA
MACHINERY NES	U S A	2			2	E-U	MACHINES NOA
MOTOR VEHICLE ENGINES	DENMK	1			1	DANMK	MOTEURS DE VEH. AUTOM.
	U S A	1			1	E-U	
COMMODITY TOTAL		2			2		TOTAL DE MARCHANDISE
GENERAL CARGO	U S A	7			7	E-U	MARCHANDISES DIVERSES
COUNTRY/REGION TOTAL		22,273*	*	5,014*	27,287*		TOTAL DE PAYS/REGION
<b>VENEZUELA</b>							
MEAT, FRESH OR FROZEN	SWEDN	2			2	SUEOE	VIANDE, FRAICHE / CONG.
MEAT AND MEAT PREP. NES	NORV	14			14	NORV	VIANDES ET PREP. NDA
FISH, FRESH OR FROZEN	GER	30			30	ALL	POISSON, FRAIS OU CONG.
	ITALY			15	15	ITAL	
	NORV			2	2	NORV	
	U S A			6	6	E-U	
	OTHER	1			1	AUTRE	
COMMODITY TOTAL		31		23	54		TOTAL DE MARCHANDISE
FISH, SALTED OR CURED	GER	24			24	ALL	POISSON, SALE OU FUME

TABLE 1. CARGOES LOADED AT CANADIAN PORTS FOR FOREIGN COUNTRIES.

TABEAU 1. MARCHANDISES CHARGÉES DANS LES PORTS CANADIENS A DESTINATION DE PAYS ÉTRANGERS.

COUNTRY OF DESTINATION AND KIND OF CARGO	REGISTRY OF VESSEL	ATLANTIC ATLANTIQUE	GREAT LAKES GRANDS LACS	PACIFIC PACIFIQUE	TOTAL TOTAL	IMMATIC. DU NAVIRE	PAYS DE DESTINATION ET MARCHANDISE
VENEZUELA CONT. FISH, CANNED	NORW JAPAN U S A			84	84	NORV JAPON E-U	VENEZUELA SUITE POISSON EN BOITES
COMMODITY TOTAL		507		8	507		
SHELL FISH, NES	ITALY			10	10	ITAL	TOTAL DE MARCHANDISE MOLLUSQUES CRUST., NDA
MILK POWDER	GER GREEK NETH NORW LIBER OTHER	1,812 86 22 999 168 153			1,812 86 22 999 168 153	ALL GRECO P.BAS NORV LIBER AUTRE	LAIT EN POUFRE
COMMODITY TOTAL		3,240			3,240		TOTAL DE MARCHANDISE PROD.LAIT., OEUFS, MIEL
DAIRY PROD., EGGS, HONEY	GER NORW LIBER	75 10 43			75 10 43	ALL NORV LIBER	
COMMODITY TOTAL		128			128		TOTAL DE MARCHANDISE ORGE
BARLEY	GER NORW SWEDN	25 64 23	18		43 64 23	ALL NORV SUEDE	
COMMODITY TOTAL		112	18		130		TOTAL DE MARCHANDISE MAIS
CORN	LIBER	9,150			9,150	LIBER	AVOINE
OATS	DENMK GER GREEK NETH NORW SWEDN OTHER		752 1,002 55 225 1,234 358 387		752 2,129 55 225 1,234 358 387	DANMK ALL GRECO P.BAS NORV SUEDE AUTRE	
COMMODITY TOTAL		3,261	1,879		5,140		TOTAL DE MARCHANDISE SEIGLE
RYE	GER OTHER	115 5			115 5	ALL AUTRE	
COMMODITY TOTAL		120			120		TOTAL DE MARCHANDISE BLE
WHEAT	NORW LIBER			9,942	9,942	NORV LIBER	
COMMODITY TOTAL		40,222		9,942	50,164		TOTAL DE MARCHANDISE MALT ET FARINE DE MALT
MALT AND MALT FLOUR	GER GREEK NORW	7,239 228 3,256			7,239 228 3,256	ALL GRECO NORV	
COMMODITY TOTAL		10,723			10,723		TOTAL DE MARCHANDISE FARINE DE BLE
WHEAT FLOUR	GER NORW	77 112			77 112	ALL NORV	
COMMODITY TOTAL		189			189		TOTAL DE MARCHANDISE CEREALES MOULUES, NDA
CEREALS MILLED, NES	GER OTHER	50 3			50 3	ALL AUTRE	
COMMODITY TOTAL		53			53		TOTAL DE MARCHANDISE PATES ALIM. PROD. CEREAL
MACARONI, CEREAL PROD.	GER NORW	81 2			81 2	ALL NORV	
COMMODITY TOTAL		83			83		TOTAL DE MARCHANDISE POMMES DE TERRE
POTATOES	U K GER GREEK NORW SWEDN LIBER	560 5,141 448 6,069 8,139 862			560 5,141 448 6,069 8,139 862	R U ALL GRECO NORV SUEDE LIBER	
COMMODITY TOTAL		21,219			21,219		TOTAL DE MARCHANDISE LEGUMES, SECS
VEGETABLES, DRIED	GER NORW	117	20		137	ALL NORV	
COMMODITY TOTAL		117	20	9	146		TOTAL DE MARCHANDISE PREP. DE LEGUMES NDA
VEGETABLE PREP., NES	GER NORW U S A	115			115	ALL NORV E-U	
COMMODITY TOTAL		115		86	201		TOTAL DE MARCHANDISE SUCRE, NDA
SUGAR, NES	NORW SWEDN	4 6			4 6	NORV SUEDE	
COMMODITY TOTAL		10			10		TOTAL DE MARCHANDISE BOYAUX A SAUCISSES DIV. PREP. ALIM. NDA
SAUSAGE SKINS, CASINGS MISC. FOOD PREP., NES	NORW GER NORW OTHER	4 92 16 16		33	4 92 49 16	NORV ALL NORV AUTRE	
COMMODITY TOTAL		124		33	157		TOTAL DE MARCHANDISE FOIN, FOURRAGE, PAILLE CEREALES MOULUES NDA
HAY, FORAGE, STRAW GROUND CEREALS, NES	GER GER NORW SWEDN LIBER OTHER	27 220 40 30 69 110			27 220 40 30 69 110	ALL ALL NORV SUEDE LIBER AUTRE	
COMMODITY TOTAL		469		3,360	3,829		TOTAL DE MARCHANDISE FARINE TOURT. GR. SOYA PROV. D'ORIGINE VEGETALE
SOYA, OIL MEAL, CAKE FEEDS, VEGETABLE ORIGIN	NORW GER NORW	12 103 50			12 103 50	NORV ALL NORV	
COMMODITY TOTAL		153			153		TOTAL DE MARCHANDISE CONC., PROV. COMPLETES
CONC. COMPLETE, FEEDS	DENMK GER SWEDN LIBER OTHER		3 1		3 63 30 51 66	DANMK ALL SUEDE LIBER AUTRE	
COMMODITY TOTAL		209	4		213		TOTAL DE MARCHANDISE

TABLE 1. CARGOES LOADED AT CANADIAN PORTS FOR FOREIGN COUNTRIES.

TABLEAU 1. MARCHANDISES CHARGÉES DANS LES PORTS CANADIENS A DESTINATION DE PAYS ÉTRANGERS.

COUNTRY OF DESTINATION AND KIND OF CARGO	REGISTRY OF VESSEL	ATLANTIC ATLANTIQUE	GREAT LAKES GRANDS LACS	PACIFIC PACIFIQUE	TOTAL TOTAL	IMMATIC. DU NAVIRE	PAYS DE DESTINATION ET MARCHANDISE
VENEZUELA CONT. NON-ALCOHOLIC BEVERAGE ALE, BEER, STOUT, PORTER DIST. ALCOHOLIC BEV.	NORW OTHER GER SWEDN OTHER	4 1 7 1,500 2			4 1 7 1,500 2	NORV AUTRE ALL SUEDE AUTRE	VENEZUELA SUITE BOISSONS NON-ALCOOLIO. ALE, BIÈRE, STOUT, PORTER BOISS. ALCOOL. DIST.
COMMODITY TOTAL RAW HIDES AND SKINS	GER NORW OTHER	62 7 10			62 7 10	ALL NORV AUTRE	TOTAL DE MARCHANDISE PEAUX ET CUIRS BRUT
COMMODITY TOTAL CRUDE ANIMAL PROD. NES	SWEDN OTHER	79 1			79 1	SUEDE AUTRE	TOTAL DE MARCHANDISE PR. BRUTS ORIG. ANIM. NDA
COMMODITY TOTAL CRUDE WOOD MTL. NES ORES AND CONC. NES NON-FERROUS MET. SCRAP SLAG, DROSS, BY-PRODUCTS ASBESTOS	U K NORW DENMK NORW GER NETH NORW SWEDN LIBER OTHER	23 4 10 7 1,919 466 1,159 71 208 518	10		23 4 10 7 1,918 466 1,797 71 208 518	R U NORV DANMK NORV ALL P. BAS NORV SUEDE LIBER AUTRE	TOTAL DE MARCHANDISE MATIERES BOIS BRUT NDA MINÉRAIS ET CONC. NDA DECHETS METAL. NON FER. POUS. GUEUL. SCOR. PROD. AMIANTE
COMMODITY TOTAL BARYTES, NATURAL	GER OTHER	4,340 2,867		638	4,978 2,867	ALL AUTRE	TOTAL DE MARCHANDISE BARYTINE NATURELLE
COMMODITY TOTAL CRUDE NON-MET. MIN. NES	GER NORW LIBER OTHER	5,591 156 74 59 20			5,591 156 74 59 20	ALL NORV LIBER AUTRE	TOTAL DE MARCHANDISE MIN. NON-MET. BRUTS NDA
COMMODITY TOTAL COTTON, TEXTILE WASTE WASTE AND SCRAP NES LUMBER AND TIMBER VENFER, PLYWOOD	LIBER NORW GER GER SWEDN	309 103 133 4 18 2	25		309 103 133 29 18 2	LIBER NORV ALL ALL SUEDE	TOTAL DE MARCHANDISE DECHETS DE COTON, TEXT. DECHETS ET REBUTS NDA BOIS D'OEUVRE ET CHAPP. PLACAGES, CONTRE-PLAC.
COMMODITY TOTAL WOOD FAB. MATERIALS	GER NORW	20 417 41			20 417 41	ALL NORV	TOTAL DE MARCHANDISE DEMI-PRODUITS EN BOIS
COMMODITY TOTAL PULP	GER GREEK NORW SWEDN LIBER U S A OTHER	458 1,283 2,310 222 580 1,751 4,559			458 1,283 2,310 222 580 1,751 4,559	ALL GRECO NORV SUEDE LIBER E-U AUTRE	TOTAL DE MARCHANDISE PATE
COMMODITY TOTAL NEWSPRINT PAPER	U K DENMK GER GREEK NETH NORW SWEDN LIBER JAPAN U S A OTHER	10,705 985 104 25,898 519 1,562 11,053 1,381 4,290 431 3,522		9,836	20,541 985 104 25,898 519 1,562 26,822 1,381 4,290 431 4,297	R U DANMK ALL GRECO P. BAS NORV SUEDE LIBER JAPON E-U AUTRE	TOTAL DE MARCHANDISE PAPIER JOURNAL
COMMODITY TOTAL PAPER NES	GER NETH NORW SWEDN LIBER OTHER	49,745 655 67 709 55 95 207		16,842	66,587 655 67 709 55 95 207	ALL P. BAS NORV SUEDE LIBER AUTRE	TOTAL DE MARCHANDISE PAPIER NDA
COMMODITY TOTAL PAPERBOARD	GER NETH NORW LIBER OTHER	1,788 2,908 15 990 103 2			1,788 2,908 15 990 103 2	ALL P. BAS NORV LIBER AUTRE	TOTAL DE MARCHANDISE CARTON
COMMODITY TOTAL BLDG. PAPER AND BOARD	GER NORW	4,018 724 323			4,018 724 323	ALL NORV	TOTAL DE MARCHANDISE PLAQ. CONSTR., PAP/CART.
COMMODITY TOTAL WET MACHINE BOARD	GER OTHER	1,047 111 7	2		1,047 113 7	ALL AUTRE	TOTAL DE MARCHANDISE CARTON EN PATE PRESSE
COMMODITY TOTAL TEXTILE FAB. MTL NES	GER NORW SWEDN OTHER	118 480 1 1,195 3	2		120 480 1 1,195 3	ALL NORV SUEDE AUTRE	TOTAL DE MARCHANDISE OUVR. EN MAT. TEXT. NDA
COMMODITY TOTAL VEG. OILS, FATS NES	GER	1,679 62			1,679 62	ALL	TOTAL DE MARCHANDISE HUIL. MAT. GRAS. VEG. NDA



TABLE 1. CARGOES LOADED AT CANADIAN PORTS FOR FOREIGN COUNTRIES.

TABLEAU 1. MARCHANDISES CHARGÉES DANS LES PORTS CANADIENS A DESTINATION DE PAYS ÉTRANGERS.

COUNTRY OF DESTINATION AND KIND OF CARGO	REGISTRY OF VESSEL	ATLANTIC ATLANTIQUE	GREAT LAKES GRANDS LACS	PACIFIC PACIFIQUE	TOTAL TOTAL	IMMATIC. DU NAVIRE	PAYS DE DESTINATION ET MARCHANDISE
VENEZUELA CONT.							VENEZUELA SUITE
	NORW	22			22	NORV	
	LIBER	28			28	LIBEP	
	OTHER	85			85	AUTRE	
COMMODITY TOTAL		197			197		TOTAL DE MARCHANDISE
OILS, FATS, WAXES NES	GER	206			206	ALL	HUIL. MAT. GRAS. CIRE NDA
	NORW	71		100	171	NORV	
COMMODITY TOTAL		277		100	377		TOTAL DE MARCHANDISE
METALLIC SALTS INORGANIC CHEMS. NES	GER	69			69	ALL	SELS METALLIQUES
	GER	449			449	ALL	PROD. CHIM. INORG. NDA
	GREEK	25			25	GRECQ	
	NETH	15			15	P. BAS	
	NORW	599			599	NORV	
	SWEDN	93			93	SUEDE	
	LIBER	28			28	LIBER	
	OTHER	24			24	AUTRE	
COMMODITY TOTAL		1,233			1,233		TOTAL DE MARCHANDISE
GLYCOL	GER	66			66	ALL	GLYCOL
	OTHER	7			7	AUTRE	
COMMODITY TOTAL		73			73		TOTAL DE MARCHANDISE
ORGANIC CHEMICALS NES	DENMK	63			63	DANMK	PROD. CHIM. ORGAN. NDA
	GER	1,005	13		1,018	ALL	
	GREEK	16			16	GRECQ	
	NETH	83			83	P. BAS	
	NORW	265			265	NORV	
	SWEDN	127			127	SUEDE	
	LIBER	135			135	LIBER	
	U S A			56	56	F-U	
	OTHER	149			149	AUTRE	
COMMODITY TOTAL		1,843	13	56	1,912		TOTAL DE MARCHANDISE
FERTILIZERS NES	GER	93			93	ALL	ENGRAIS CHIMIQUE NDA
AGRICULTURAL CHEMICALS	GER	3			3	ALL	PROD. CHIM. AGRICOLES
	OTHER	25			25	AUTRE	
COMMODITY TOTAL		28			28		TOTAL DE MARCHANDISE
SYNTHETIC RUBBER	NETH	50			50	P. BAS	CARUTCHOUX SYNTHETIQUE
	NORW	48			48	NORV	
COMMODITY TOTAL		98			98		TOTAL DE MARCHANDISE
PLASTIC MATERIALS	GER	1,065			1,065	ALL	MATIERES PLASTIQUES
	GREEK	132			132	GRECQ	
	NORW	577		2,355	2,932	NORV	
	SWEDN	121			121	SUEDE	
	LIBER	90			90	LIBER	
	U S A			417	417	F-U	
	OTHER	310			310	AUTRE	
COMMODITY TOTAL		2,295		2,772	5,067		TOTAL DE MARCHANDISE
DYESTUFF, PIGMENT, PAINT	DENMK		2		2	DANMK	MAT. COLOR. PIG. PEINTURE
	GER	166	54		220	ALL	
	NORW	58			58	NORV	
	SWEDN	12			12	SUEDE	
	LIBER	55			55	LIBER	
	OTHER	4			4	AUTRE	
COMMODITY TOTAL		295	56		351		TOTAL DE MARCHANDISE
CHEM. SPECIALTIES NES	GER	224	2		226	ALL	PROD. CHIM. SPECIAUX NDA
	NORW	52		235	287	NORV	
COMMODITY TOTAL		276	2	235	513		TOTAL DE MARCHANDISE
COKE	ITALY	12,830			12,830	ITAL	COKE
	NORW		13,914		13,914	NORV	
COMMODITY TOTAL		12,830	13,914		26,744		TOTAL DE MARCHANDISE
ASPHALTS, ROAD OILS	GER	145			145	ALL	ASPHALTE, BITUME LIQD.
	NORW	76			76	NORV	
COMMODITY TOTAL		221			221		TOTAL DE MARCHANDISE
COAL TAR, PITCH	GER	85			85	ALL	GOUDRON, BRAI DE BOUIL.
PETROL. COAL PROD. NES	GER	41			41	ALL	DERIVE PETR. CHARB. NDA
	LIBER	6			6	LIBER	
COMMODITY TOTAL		47			47		TOTAL DE MARCHANDISE
FERRO-ALLOYS	GER	238			238	ALL	FERRO-ALLIAGES
	OTHER	21			21	AUTRE	
COMMODITY TOTAL		259			259		TOTAL DE MARCHANDISE
BAR AND RODS, STEEL	GER	64			64	ALL	BARRES ET TIGES ACIER
	NORW	100		2	102	NORV	
COMMODITY TOTAL		164		2	166		TOTAL DE MARCHANDISE
PLATE & SHEET STEEL	DENMK		433		433	DANMK	TOLES, FEUILLES DACIER
	GER	1,099	4,168		5,267	ALL	
	NORW	2,228			2,228	NORV	
	SWEDN	485			485	SUEDE	
	LIBER	72			72	LIBER	
	OTHER	357			357	AUTRE	
COMMODITY TOTAL		4,241	4,601		8,842		TOTAL DE MARCHANDISE
STRUCTURAL SHAPES	GER	108			108	ALL	PROFILES DE CONSTRUCT.
PIPES, TUBES: IRON, STEEL	GER	36			39	ALL	TUYAUX, TUBES: FER, ACIER
WIRE	GER	70	3		70	ALL	FIL METALLIQUE
	NORW	39		2	41	NORV	
	SWEDN	32			32	SUEDE	
COMMODITY TOTAL		141		2	143		TOTAL DE MARCHANDISE
ALUMINIUM	GER	688			688	ALL	ALUMINIUM
	OTHER	160			160	AUTRE	
COMMODITY TOTAL		848			848		TOTAL DE MARCHANDISE

TABLE 1. CARGOES LOADED AT CANADIAN PORTS FOR FOREIGN COUNTRIES.

TABLEAU 1. MARCHANDISES CHARGÉES DANS LES PORTS CANADIENS A DESTINATION DE PAYS ÉTRANGERS.

COUNTRY OF DESTINATION AND KIND OF CARGO	REGISTRY OF VESSEL	ATLANTIC ATLANTIQUE	GREAT LAKES GRANDS LACS	PACIFIC PACIFIQUE	TOTAL TOTAL	IMMATIC. DU NAVIRE	PAYS DE DESTINATION ET MARCHANDISE
VENEZUELA CONT. COPPER AND ALLOYS	DENMK		6		6	DANMK	VENEZUELA SUITE CUIVRE ET ALLIAGES
	GER	614			614	ALL	
	GREEK	22			22	GRECO	
	NETH	220			220	P.BAS	
	NORW	175			175	NORV	
	SWEDN	78			78	SUEDE	
	OTHER	60			60	AUTRE	
COMMODITY TOTAL LEAD AND ALLOYS		1,169	6		1,175		TOTAL DE MARCHANDISE PLOMB ET ALLIAGES
	NETH	27			27	P.BAS	
	OTHER	26			26	AUTRE	
COMMODITY TOTAL NICKEL AND ALLOYS		53			53		TOTAL DE MARCHANDISE NICKEL ET ALLIAGES
	NORW	330		3	333	NORV	
	SWEDN	18			18	SUEDE	
COMMODITY TOTAL ZINC AND ALLOYS		348		3	351		TOTAL DE MARCHANDISE ZINC ET ALLIAGES
	DENMK		20		20	DANMK	
	GER	1,905	16		1,921	ALL	
	NETH	286			286	P.BAS	
	NORW	1,169			1,169	NORV	
	SWEDN	39			39	SUEDE	
	LIBER	103			103	LIBER	
	OTHER	119			119	AUTRE	
COMMODITY TOTAL NON-FERROUS METALS NES		3,621	36		3,657		TOTAL DE MARCHANDISE METAUX NON-FERREUX NDA
	GER		1		1	ALL	
	NORW	7			7	NORV	
COMMODITY TOTAL METAL FAB. BASIC PROD.		7	1		8		TOTAL DE MARCHANDISE OUVR. DE BASE EN METAL
	GER	517	2		519	ALL	
	NORW	32		5	37	NORV	
	SWEDN	7			7	SUEDE	
	OTHER	15			15	AUTRE	
COMMODITY TOTAL BRICKS, TILES NES		571	2		578		TOTAL DE MARCHANDISE BRIQUES, TUILES NDA
	NORW			149	149	NORV	
	NORW	5		32	37	NORV	
	SWEDN	5			5	SUEDE	
COMMODITY TOTAL GLASS BASIC PRODUCTS		10		32	42		TOTAL DE MARCHANDISE OUVR. DE BASE EN VERRE
	NORW	3			3	NORV	
COMMODITY TOTAL ASBESTOS BASIC PROD. NON-MET. MIN. BASIC PROD		129			129	ALL	TOTAL DE MARCHANDISE OUVR. DE BASE AMIANTE PROD. MIN. NON-MET. PASE
	GER	66			66	NORV	
	LIBER	60			60	LIBER	
COMMODITY TOTAL MISC. FABRICATED PROD. MACHINERY NES		255			255		TOTAL DE MARCHANDISE OUVRAGES DIVERS MACHINES NDA
	GER	47			47	ALL	
	DENMK		27		27	DANMK	
	GER	1,679	75		1,754	ALL	
	GREEK	43			43	GRECO	
	NORW	226		150	376	NORV	
	SWEDN	33			33	SUEDE	
	LIBER	57			57	LIBER	
	OTHER	95			95	AUTRE	
COMMODITY TOTAL PASS. AUTOS AND CHASSIS		2,133	102	150	2,385		TOTAL DE MARCHANDISE VOITURES PART., CHASSIS
	GER	9			9	ALL	
	NORW	4			4	NORV	
COMMODITY TOTAL MOTOR VEHICLE ENGINES		13			13		TOTAL DE MARCHANDISE MOTEURS DE VEH. AUTOM.
	DENMK		15		15	DANMK	
	GER		45		45	ALL	
	NORW	3			3	NORV	
	SWEDN	49			49	SUEDE	
	OTHER	1			1	AUTRE	
COMMODITY TOTAL RUBBER TIRES AND TUBES EQUIPMENT MISC.		53	60		113		TOTAL DE MARCHANDISE PNEUS, CHAMBRES A AIR MATRIEL DIVERS
	GER	27	3		30	ALL	
	GER	406	10		416	ALL	
	NORW	414		50	464	NORV	
	SWEDN	12			12	SUEDE	
	U S A			3	3	E-U	
	OTHER	5			5	AUTRE	
COMMODITY TOTAL PERSONAL, HOUSEHOLD GOODS		837	10	53	900		TOTAL DE MARCHANDISE ART. PERS. ET MENAGERS
	GER	76	6		82	ALL	
	NORW	16			16	NORV	
	OTHER	6			6	AUTRE	
COMMODITY TOTAL FIREARMS, AMMUNITION		98	6		104		TOTAL DE MARCHANDISE ARMES A FEU, MUNITIONS
	GER	23			23	ALL	
	GREEK	1			1	GRECO	
	NORW	10			10	NORV	
	SWEDN	1,820			1,820	SUEDE	
	LIBER	14			14	LIBER	
	OTHER	19			19	AUTRE	
COMMODITY TOTAL CONTAINERS, CLOSURES		1,887			1,887		TOTAL DE MARCHANDISE CONTENEURS, FERMETURES
	DENMK		2		2	DANMK	
	GER	212	26		238	ALL	
	NORW	117			117	NORV	
	SWEDN	1,451			1,451	SUEDE	
	OTHER	19			19	AUTRE	
COMMODITY TOTAL MISC. FIN. PRODUCTS NES		1,799	28		1,827		TOTAL DE MARCHANDISE PRODUITS FINIS DIV. NDA
	GER	175	5		180	ALL	
	NORW	72		25	97	NORV	
COMMODITY TOTAL GENERAL CARGO		247	5	25	277		TOTAL DE MARCHANDISE MARCHANDISES DIVERSES
	DENMK		7		7	DANMK	
	GER	345	3		348	ALL	

TABLE 1. CARGOES LOADED AT CANADIAN PORTS FOR FOREIGN COUNTRIES.

TABLEAU 1. MARCHANDISES CHARGÉES DANS LES PORTS CANADIENS À DESTINATION DE PAYS ÉTRANGERS.

COUNTRY OF DESTINATION AND KIND OF CARGO	REGISTRY OF VESSEL	ATLANTIC ATLANTIQUE	GREAT LAKES GRANDS LACS	PACIFIC PACIFIQUE	TOTAL TOTAL	IMMATIC. DU NAVIRE	PAYS DE DESTINATION ET MARCHANDISE
VENEZUELA CONT.	GREEK	1			1	GRECO	VENEZUELA SUITE
	NETH	174			174	P.BAS	
	NORW	20			20	NORV	
	SWEDN	640			640	SUEDE	
	OTHER	226			226	AUTRE	
COMMODITY TOTAL		1,406	10		1,416		TOTAL DE MARCHANDISE
COUNTRY/REGION TOTAL		212,349*	20,816*	44,455*	277,620*		TOTAL DE PAYS/REGION
BAHAMAS							ILES BAHAMAS
MEAT, FRESH OR FROZEN	GER	13			13	ALL	VIANDE, FRAICHE / CONG.
MEAT, CURED	GER	76			76	ALL	VIANDE FUMÉE OU SALEE
	NORW	364			364	NORV	
	LIBER	97			97	LIBER	
COMMODITY TOTAL		537			537		TOTAL DE MARCHANDISE
MEAT AND MEAT PREP. NES	GEP	61			61	ALL	VIANDES ET PREP. NDA
	NORW	123			123	NORV	
COMMODITY TOTAL		184			184		TOTAL DE MARCHANDISE
FISH, FRESH OR FROZEN	NORW	83			83	NOPV	POISSON, FRAIS OU CONG.
	LIBER	3			3	LIBER	
COMMODITY TOTAL		86			86		TOTAL DE MARCHANDISE
FISH, SALTED OR CURED	GER	25			25	ALL	POISSON, SALE OU FUMÉ
	NORW	80			80	NORV	
	LIBER	2			2	LIBER	
COMMODITY TOTAL		107			107		TOTAL DE MARCHANDISE
FISH, CANNED	GER	25			25	ALL	POISSON EN BOTTES
	NORW	214			214	NORV	
	LIBER	57			57	LIBER	
COMMODITY TOTAL		296			296		TOTAL DE MARCHANDISE
MILK POWDER	GEP	31			31	ALL	LAIT EN POUFRE
	NORW	525			525	NOPV	
COMMODITY TOTAL		556			556		TOTAL DE MARCHANDISE
DAIRY PROD. EGGS, HONEY	GER	299			299	ALL	PROD. LAIT., OEUFS, MIEL
	NORW	424			424	NORV	
COMMODITY TOTAL		723			723		TOTAL DE MARCHANDISE
WHEAT	NORW	35			35	NORV	BLE
WHEAT FLOUR	GEP	1,110			1,110	ALL	FARINE DE BLE
	NORW	1,874			1,874	NORV	
	LIBER	313			313	LIBER	
COMMODITY TOTAL		3,297			3,297		TOTAL DE MARCHANDISE
CEREALS MILLED, NES	GER	1			1	ALL	CEPEALES MOULUES, NDA
	NORW	96			96	NORV	
COMMODITY TOTAL		97			97		TOTAL DE MARCHANDISE
BAKERY PROD. INC. FROZEN	GEP	6			6	ALL	PROD. POUL., PROD. CONG.
	NORW	6			6	NORV	
	LIBER	5			5	LIBER	
COMMODITY TOTAL		17			17		TOTAL DE MARCHANDISE
MACARONI, CEREAL PROD.	GER	23			23	ALL	PATES ALIM. PROD. CEREAL
	NORW	4			4	NORV	
COMMODITY TOTAL		27			27		TOTAL DE MARCHANDISE
APPLES	NORW	4			4	NORV	POMMES
	LIBER	7			7	LIBER	
COMMODITY TOTAL		11			11		TOTAL DE MARCHANDISE
FRUIT JUICES	GER	29			29	ALL	JUS DE FRUIT
	NORW	48			48	NORV	
	LIBER	64			64	LIBER	
COMMODITY TOTAL		141			141		TOTAL DE MARCHANDISE
FRUITS, PREP. CANNED	NORW	25			25	NORV	FRUITS PREP. EN BOITE
POTATOES	GER	160			160	ALL	POMMES DE TERRE
	NORW	638			638	NORV	
	LIBER	220			220	LIBER	
COMMODITY TOTAL		1,018			1,018		TOTAL DE MARCHANDISE
VEGETABLES, FRESH	GER	19			19	ALL	LEGUMES, FRAIS
	NORW	336			336	NORV	
	LIBER	48			48	LIBER	
COMMODITY TOTAL		403			403		TOTAL DE MARCHANDISE
VEGETABLES, DRIED	NORW	20			20	NORV	LEGUMES, SECS
VEGETABLE PREP. NES	GER	38			38	ALL	PREP. DE LEGUMES NDA
	NORW	127			127	NORV	
	LIBER	130			130	LIBER	
COMMODITY TOTAL		295			295		TOTAL DE MARCHANDISE
SUGAR, NES	GER	690			690	ALL	SUCRE, NDA
	NORW	1,802			1,802	NORV	
	LIBER	329			329	LIBER	
COMMODITY TOTAL		2,821			2,821		TOTAL DE MARCHANDISE
MISC. FOOD PREP. NES	GER	307			307	ALL	DIV. PREP. ALIM. NDA
	NORW	483			483	NORV	
	LIBER	44			44	LIBER	
COMMODITY TOTAL		834			834		TOTAL DE MARCHANDISE
NON-ALCOHOLIC BEVERAGE	GER	162			162	ALL	BOISSONS NON-ALCOOLIQ.
	NORW	430			430	NORV	
	LIBER	91			91	LIBER	
COMMODITY TOTAL		683			683		TOTAL DE MARCHANDISE
DIST. ALCOHOLIC BEV.	NORW	25			25	NORV	BOISS. ALCOOL. DIST.
CRUDE WOOD MTL. NES	LIBER	39			39	LIBER	MATIERES BOIS BRUT NDA



TABLE 1. CARGOES LOADED AT CANADIAN PORTS FOR FOREIGN COUNTRIES.

TABLEAU 1. MARCHANDISES CHARGÉES DANS LES PORTS CANADIENS A DESTINATION DE PAYS ÉTRANGERS.

COUNTRY OF DESTINATION AND KIND OF CARGO	REGISTRY OF VESSEL	ATLANTIC ATLANTIQUE	GREAT LAKES GRANDS LACS	PACIFIC PACIFIQUE	TOTAL TOTAL	IMMATIC. DU NAVIRE	PAYS DE DESTINATION ET MARCHANDISE
BAHAMAS CDNT.							ILES BAHAMAS SUITE
IRON ORE AND CONC	LIBER	6,720			6,720	LIBER	MINÉRAI, CONC. DE FER
ASBESTOS	U K	180			180	R U	AMIANTE
GYPSUM	LIBER	57,516			57,516	LIBER	GYPSE
SALT	GER	6			6	ALL	SEL
	NORW	41			41	NORV	
COMMODITY TOTAL		47			47		TOTAL DE MARCHANDISE
SULPHUR IN DRES	NORW	1			1	NORV	SOUFRE EN MINÉRAI
RUBBER FAB. MATERIALS	LIBER	7			7	LIBER	DEMI-PROD. CAOUTCHOUC
SHINGLES AND SHAKES	GER	133			133	ALL	BARDEAUX, BARD. FACADE
	NORW	155			155	NORV	
	LIBER	119			119	LIBER	
COMMODITY TOTAL		407			407		TOTAL DE MARCHANDISE
WOOD FAB. MATERIALS	NORW	37			37	NORV	DEMI-PRODUITS EN BOIS
NEWSPRINT PAPER	GER	174			174	ALL	PAPIER JOURNAL
	NORW	324			324	NORV	
	LIBER	16			16	LIBER	
COMMODITY TOTAL		514			514		TOTAL DE MARCHANDISE
PAPER NES	GER	23			23	ALL	PAPIER NDA
	NORW	388			388	NORV	
COMMODITY TOTAL		411			411		TOTAL DE MARCHANDISE
BLDG. PAPER AND BOARD	GER	171			171	ALL	PLAQ. CONSTR., PAP/CART.
	NORW	706			706	NORV	
	LIBER	190			190	LIBER	
COMMODITY TOTAL		1,067			1,067		TOTAL DE MARCHANDISE
OILS, FATS, WAXES NES	GER	1			1	ALL	HUIL. MAT. GRAS. CIRE NDA
SULPHURIC ACID	GER	1			1	ALL	ACIDE SULFURIQUE
	NORW	10			10	NORV	
	LIBER	6			6	LIBER	
COMMODITY TOTAL		17			17		TOTAL DE MARCHANDISE
INORGANIC CHEMS. NES	NORW	31			31	NORV	PROD. CHIM. INORG. NDA
ORGANIC CHEMICALS NES	NORW	23			23	NORV	PROD. CHIM. ORGAN. NDA
	LIBER	13			13	LIBER	
COMMODITY TOTAL		36			36		TOTAL DE MARCHANDISE
EXPLOS., FUSES, CAPS	OTHER	50			50	AUTRE	EXPLOS., AMORCES, DET.
PLASTIC MATERIALS	NORW	34			34	NORV	MATIERES PLASTIQUES
DYESTUFF, PIGMENT, PAINT	GER	2			2	ALL	MAT. COLOR. PIG. PEINTURE
	NORW	26			26	NORV	
COMMODITY TOTAL		28			28		TOTAL DE MARCHANDISE
CHEM. SPECIALTIES NES	GER	2			2	ALL	PROD. CHIM. SPECIAUX NDA
	NORW	11			11	NORV	
COMMODITY TOTAL		13			13		TOTAL DE MARCHANDISE
ASPHALTS, ROAD OILS	NORW	39			39	NORV	ASPHALTE, BITUME LIQD.
	LIBER	48			48	LIBER	
COMMODITY TOTAL		87			87		TOTAL DE MARCHANDISE
PETROL. COAL PROD. NES	GER	1			1	ALL	DERIVE PETR. CHARB. NDA
	NORW	1			1	NORV	
COMMODITY TOTAL		2			2		TOTAL DE MARCHANDISE
BARS AND RODS, STEEL	GER	66			66	ALL	BARRES ET TIGES ACIER
	NORW	756			756	NORV	
	LIBER	165			165	LIBER	
COMMODITY TOTAL		987			987		TOTAL DE MARCHANDISE
STRUCTURAL SHAPES	GER	110			110	ALL	PROFILES DE CONSTRUCT.
	NORW	59			59	NORV	
	CAN	400			400	CAN	
COMMODITY TOTAL		569			569		TOTAL DE MARCHANDISE
PIPES, TUBES, IRON, STEEL	GER	48			48	ALL	TUYAUX, TUBES, FER, ACIER
	NORW	25			25	NORV	
COMMODITY TOTAL		73			73		TOTAL DE MARCHANDISE
ALUMINIUM	GER	28			28	ALL	ALUMINIUM
	NORW	27			27	NORV	
COMMODITY TOTAL		55			55		TOTAL DE MARCHANDISE
COPPER AND ALLOYS	NORW	71			71	NORV	CUIVRE ET ALLIAGES
CEMENT	NORW	1			1	NORV	CEMENT
LIME	NORW	28			28	NORV	CHAUX
NON-MET. MIN. BASIC PROD	NORW	100			100	NORV	PROD. MIN. NON-MET. BASE
MISC. FABRICATED PROD.	GER	77			77	ALL	OUVRAGES DIVERS
	NORW	77			77	NORV	
	LIBER	69			69	LIBER	
COMMODITY TOTAL		223			223		TOTAL DE MARCHANDISE
MACHINERY NES	NORW	80			80	NORV	MACHINES NDA
	LIBER	45			45	LIBER	
COMMODITY TOTAL		125			125		TOTAL DE MARCHANDISE
PASS. AUTOS AND CHASSIS	NORW	128			128	NORV	VOITURES PART., CHASSIS
	LIBER	2			2	LIBER	
COMMODITY TOTAL		130			130		TOTAL DE MARCHANDISE
TRUCKS AND CHASSIS	NORW	21			21	NORV	CAMIONS ET CHASSIS
ROAD MOTOR VEH. NES	NORW	2			2	NORV	VEH. AUTOM. ROUTIERS NDA
RUBBER TIRES AND TUBES	GER	67			67	ALL	PNEUS, CHAMBRES A AIR
	NORW	350			350	NORV	
	LIBER	86			86	LIBER	
COMMODITY TOTAL		503			503		TOTAL DE MARCHANDISE
EQUIPMENT MISC.	GER	21			21	ALL	MATERIEL DIVERS
	NORW	35			35	NORV	
COMMODITY TOTAL		56			56		TOTAL DE MARCHANDISE
PERSONAL, HOUSEHOLD GOODS	U K	110			110	R U	ART. PERS. ET MENAGERS
	GER	4			4	ALL	

TABLE 1. CARGOES LOADED AT CANADIAN PORTS FOR FOREIGN COUNTRIES.

TABLEAU 1. MARCHANDISES CHARGÉES DANS LES PORTS CANADIENS A DESTINATION DE PAYS ÉTRANGERS.

COUNTRY OF DESTINATION AND KIND OF CARGO	REGISTRY OF VESSEL	ATLANTIC ATLANTIQUE	GREAT LAKES GRANDS LACS	PACIFIC PACIFIQUE	TOTAL TOTAL	IMMATIC. DU NAVIRE	PAYS DE DESTINATION ET MARCHANDISE
<b>BAHAMAS</b>	<b>CONT.</b>						<b>ILES BAHAMAS SUITE</b>
	NORW	9			9	NORV	
	LIBER	67			67	LIBEP	
COMMODITY TOTAL		190			190		TOTAL DE MARCHANDISE
CONTAINERS, CLOSURES	GER	24			24	ALL	CONTENEURS, FERMETURES
	NORW	147			147	NORV	
	LIBER	41			41	LIBER	
COMMODITY TOTAL		212			212		TOTAL DE MARCHANDISE
MISC. END PRODUCTS NES	GER	8			8	ALL	PRODUITS FINIS DIV. NDA
	NORW	49			49	NORV	
	LIBER	120			120	LIBER	
COMMODITY TOTAL		177			177		TOTAL DE MARCHANDISE
GENERAL CARGO	U K	1			1	R U	MARCHANDISES DIVERSES
	GER	55			55	ALL	
	NORW	36			36	NORV	
COMMODITY TOTAL		92			92		TOTAL DE MARCHANDISE
COUNTRY/REGION TOTAL		83,111*	*	*	83,111*		TOTAL DE PAYS/REGION
<b>BERMUDA</b>							<b>BERMUDES</b>
MEAT, FRESH OR FROZEN	GER	3			3	ALL	VIANDE, FRAICHE / CONG.
	NETH	9			9	P. BAS	
	SWEDN	38			38	SUEDE	
	OTHER	73			73	AUTRE	
COMMODITY TOTAL		123			123		TOTAL DE MARCHANDISE
MEAT, CURED	GER	73			73	ALL	VIANDE FUMEE OU SALEE
	SWEDN	1			1	SUEDE	
COMMODITY TOTAL		74			74		TOTAL DE MARCHANDISE
MEAT AND MEAT PREP. NES	GER	12			12	ALL	VIANDES ET PREP. NDA
	NORW	40			40	NORV	
	LIBER	38			38	LIBER	
	OTHER	41			41	AUTRE	
COMMODITY TOTAL		131			131		TOTAL DE MARCHANDISE
FISH, FRESH OR FROZEN	GER	108			108	ALL	POISSON, FRAIS OU CONG.
	NORW	23			23	NORV	
	SWEDN	21			21	SUEDE	
	LIBER	45			45	LIBER	
	OTHER	18			18	AUTRE	
COMMODITY TOTAL		215			215		TOTAL DE MARCHANDISE
FISH, SALTED OR CURED	GER	10			10	ALL	POISSON, SALE OU FUME
	NORW	124			124	NORV	
COMMODITY TOTAL		134			134		TOTAL DE MARCHANDISE
FISH, CANNED	U K			16	16	R U	POISSON EN BOITES
	GER	133			133	ALL	
	LIBER	4			4	LIBER	
	OTHER	3			3	AUTRE	
COMMODITY TOTAL		140		16	156		TOTAL DE MARCHANDISE
SHELL FISH, NES	U K			2	2	R U	MOLLUSQUES CRUST. NDA
	OTHER	2			2	AUTRE	
COMMODITY TOTAL		2		2	4		TOTAL DE MARCHANDISE
CHEESE	SWEDN	2			2	SUEDE	FROMAGE
	OTHER	2			2	AUTRE	
COMMODITY TOTAL		4			4		TOTAL DE MARCHANDISE
MILK POWDER	GER	90			90	ALL	LAIT EN POUFRE
	NORW	3			3	NORV	
	SWEDN	3			3	SUEDE	
	OTHER	2			2	AUTRE	
COMMODITY TOTAL		98			98		TOTAL DE MARCHANDISE
DAIRY PROD. EGGS, HONEY	GER	4			4	ALL	PROD. LAIT., OEUFS, MIEL
	LIBER	30			30	LIBER	
	OTHER	2			2	AUTRE	
COMMODITY TOTAL		36			36		TOTAL DE MARCHANDISE
OATS	GER	39			39	ALL	AVOINE
	NORW	82			82	NORV	
COMMODITY TOTAL		121			121		TOTAL DE MARCHANDISE
CORN MEAL AND FLOUR	GER	46			46	ALL	SEMOULE, FARINE DE MAIS
WHEAT FLOUR	GER	1,678			1,678	ALL	FARINE DE BLE
	NORW	297			297	NORV	
	SWEDN	4			4	SUEDE	
	LIBER	649			649	LIBER	
	OTHER	45			45	AUTRE	
COMMODITY TOTAL		2,673			2,673		TOTAL DE MARCHANDISE
CEREALS MILLED, NES	GER	14			14	ALL	CEREALES MOULUES, NDA
BAKERY PROD. INC. FROZEN	NORW	7			7	NORV	PROD. BOUL., PROD. CONG.
	SWEDN	2			2	SUEDE	
COMMODITY TOTAL		9			9		TOTAL DE MARCHANDISE
MACARONI, CEREAL PROD.	GER	26			26	ALL	PATES ALIM. PROD. CEREAL
	NORW	12			12	NORV	
	LIBER	4			4	LIBER	
COMMODITY TOTAL		42			42		TOTAL DE MARCHANDISE
APPLES	GER	22			22	ALL	POMMES
	NORW	25			25	NORV	
	OTHER	11			11	AUTRE	
COMMODITY TOTAL		58			58		TOTAL DE MARCHANDISE
FRESH FRUITS, BERRIES	GER	109			109	ALL	FRUITS, BAIES FRAIS
	LIBER	25			25	LIBER	

TABLE 1. CARGOES LOADED AT CANADIAN PORTS FOR FOREIGN COUNTRIES.

TABLEAU 1. MARCHANDISES CHARGÉES DANS LES PORTS CANADIENS A DESTINATION DE PAYS ÉTRANGERS.

COUNTRY OF DESTINATION AND KIND OF CARGO	REGISTRY OF VESSEL	ATLANTIC ATLANTIQUE	GREAT LAKES GRANDS LACS	PACIFIC PACIFIQUE	TOTAL TOTAL	IMMATIC. DU NAVIRE	PAYS DE DESTINATION ET MARCHANDISE
BERMUDA CONT.							BERMUDES SUITE
COMMODITY TOTAL		134			134		TOTAL DE MARCHANDISE
FRUIT JUICES	GER	111			111	ALL	JUS DE FRUIT
	NETH	8			8	P.BAS	
	NORW	33			33	NORV	
	LIBER	24			24	LIBER	
COMMODITY TOTAL		176			176		TOTAL DE MARCHANDISE
FRUITS, PREP. CANNED	GER	30			30	ALL	FRUITS PREP. EN BOITE
	NORW	3			3	NORV	
COMMODITY TOTAL		33			33		TOTAL DE MARCHANDISE
PEANUTS	NORW	2			2	NORV	CACAHUETES
POTATOES	GER	252			252	ALL	POMMES DE TERRE
	NORW	147			147	NORV	
	SWEDN	37			37	SUEDE	
	LIBER	61			61	LIBER	
	OTHER	55			55	AUTRE	
COMMODITY TOTAL		552			552		TOTAL DE MARCHANDISE
VEGETABLES, FRESH	GER	467			467	ALL	LEGUMES, FRAIS
	NORW	158			158	NORV	
	OTHER	29			29	AUTRE	
COMMODITY TOTAL		654			654		TOTAL DE MARCHANDISE
VEGETABLES, FROZEN	GER	10			10	ALL	LEGUMES, CONGELÉS
	NETH	26			26	P.BAS	
	SWEDN	5			5	SUEDE	
	OTHER	5			5	AUTRE	
COMMODITY TOTAL		46			46		TOTAL DE MARCHANDISE
VEGETABLES, DRIED	GER	28			28	ALL	LEGUMES, SECS
VEGETABLE PREP. NES	GER	14			14	ALL	PREP. DE LEGUMES NDA
	NORW	22			22	NORV	
	LIBER	72			72	LIBER	
COMMODITY TOTAL		108			108		TOTAL DE MARCHANDISE
SUGAR, NES	GER	601			601	ALL	SUCRE, NDA
	NETH	13			13	P.BAS	
	NORW	224			224	NORV	
	SWEDN	12			12	SUEDE	
	LIBER	237			237	LIBER	
	OTHER	32			32	AUTRE	
COMMODITY TOTAL		1,119			1,119		TOTAL DE MARCHANDISE
SUGAR PREPARATIONS	GER	44			44	ALL	PREP. A BASE DE SUCRE
	LIBER	1			1	LIBER	
	OTHER	3			3	AUTRE	
COMMODITY TOTAL		48			48		TOTAL DE MARCHANDISE
SPICES	GER	24			24	ALL	ÉPICES
SHORTENING	SWEDN	1			1	SUEDE	GRATISSE CULINAIRE
MISC. FOOD PREP. NES	GER	1,200			1,200	ALL	DIV. PREP. ALIM. NDA
	NORW	238			238	NORV	
	SWEDN	27			27	SUEDE	
	LIBER	245			245	LIBER	
	OTHER	1			1	AUTRE	
COMMODITY TOTAL		1,711			1,711		TOTAL DE MARCHANDISE
HAY, FORAGE, STRAW	GER	199			199	ALL	FOIN, FOURRAGE, PAILLE
	NORW	121			121	NORV	
	LIBER	74			74	LIBER	
COMMODITY TOTAL		394			394		TOTAL DE MARCHANDISE
GROUND CEREALS NES	GER	404			404	ALL	CÉRÉALES MOULUES NDA
	NORW	129			129	NORV	
	LIBER	192			192	LIBER	
	OTHER	31			31	AUTRE	
COMMODITY TOTAL		756			756		TOTAL DE MARCHANDISE
CONC. COMPLETE FEEDS	GER	597			597	ALL	CONC., PROV. COMPLETES
	NORW	13			13	NORV	
	LIBER	128			128	LIBER	
COMMODITY TOTAL		738			738		TOTAL DE MARCHANDISE
NON-ALCOHOLIC BEVERAGE	GER	575			575	ALL	BOISSONS NON-ALCOOLIQ.
	NORW	42			42	NORV	
	LIBER	224			224	LIBER	
COMMODITY TOTAL		841			841		TOTAL DE MARCHANDISE
ALE, BEER, STOUT, PORTER	GER	1			1	ALL	ALE, BIÈRE, STOUT, PORTER
DIST. ALCOHOLIC BEV.	GER	49			49	ALL	BOISS. ALCOOL. DIST.
	NORW	25			25	NORV	
	SWEDN	9			9	SUEDE	
	LIBER	74			74	LIBER	
	OTHER	17			17	AUTRE	
COMMODITY TOTAL		174			174		TOTAL DE MARCHANDISE
TOBACCO NES	NORW	35			35	NORV	TABACS NDA
SEEDS FOR SOWING NES	SWEDN	1			1	SUEDE	GRAINES DE SEMENCE NDA
CRUDE WOOD MTLs. NES	GER	57			57	ALL	MATIÈRES BOIS BRUT NDA
ASBESTOS	NORW	1			1	NORV	AMIANTE
CLAY MATERIALS NES	GER	2			2	ALL	MATIÈRES ARGIL. NDA
STONE, CRUDE NES	GER	110			110	ALL	PIÈRE BRUTE NDA
	LIBER	30			30	LIBER	
COMMODITY TOTAL		140			140		TOTAL DE MARCHANDISE
SALT	GER	62			62	ALL	SAL
	NORW	15			15	NORV	
	LIBER	27			27	LIBER	
COMMODITY TOTAL		104			104		TOTAL DE MARCHANDISE
RUBBER FAB. MATERIALS	SWEDN	2			2	SUEDE	DÉMI-PROD. CAOUTCHOUC



TABLE 1. CARGOES LOADED AT CANADIAN PORTS FOR FOREIGN COUNTRIES.

TABLEAU 1. MARCHANDISES CHARGÉES DANS LES PORTS CANADIENS A DESTINATION DE PAYS ÉTRANGERS.

COUNTRY OF DESTINATION AND KIND OF CARGO	REGISTRY OF VESSEL	ATLANTIC ATLANTIQUE	GREAT LAKES GRANDS LACS	PACIFIC PACIFIQUE	TOTAL TOTAL	IMMATIC. DU NAVIRE	PAYS DE DESTINATION ET MARCHANDISE
BERMUDA LUMBER AND TIMBER	GER	781			781	ALL	BERMUDES BOIS D'OEUVRE ET CHARP.
	NORW	244			244	NORV	
	SWEDN	49			49	SUEDE	
	LIBER	290			290	LIBER	
	OTHER	43			43	AUTRE	
COMMODITY TOTAL VENEER, PLYWOOD		1,407			1,407		TOTAL DE MARCHANDISE PLACAGES, CONTRE-PLAQ.
	GER	259			259	ALL	
	NORW	94			94	NORV	
COMMODITY TOTAL WOOD FAB. MATERIALS		353			353		TOTAL DE MARCHANDISE DEMI-PRODUITS EN BOIS
	GER	11			11	ALL	
	NETH	4			4	P.BAS	
	NORW	10			10	NORV	
	OTHER	8			8	AUTRE	
COMMODITY TOTAL NEWSPRINT PAPER		33			33		TOTAL DE MARCHANDISE PAPIER JOURNAL
	GER	295			295	ALL	
	NETH	23			23	P.BAS	
	NORW	109			109	NORV	
	OTHER	20			20	AUTRE	
COMMODITY TOTAL PAPER NES		447			447		TOTAL DE MARCHANDISE PAPIER NDA
	GER	362			362	ALL	
	NORW	154			154	NORV	
	LIBER	32			32	LIBER	
COMMODITY TOTAL PAPERBOARD		548			548		TOTAL DE MARCHANDISE CARTON
	GER	23			23	ALL	
	GER	3			3	ALL	PLAQ. CONSTR., PAP/CART. OUVR. EN MAT. TEXT. NDA
	OTHER	1			1	AUTRE	
	NORW	1			1	NORV	HUIL. MAT. GRAS. CIRE NDA
	NORW	1			1	NORV	PROD. CHIM. INORG. NDA
	GER	10			10	ALL	PROD. CHIM. ORGAN. NDA
	LIBER	16			16	LIBER	
COMMODITY TOTAL EXPLOS., FUSES, CAPS		26			26		TOTAL DE MARCHANDISE EXPLOS., AMORCES, DET.
	OTHER	41			41	AUTRE	ENGRAIS CHIMIQUE NDA
	GER	86			86	ALL	
	NORW	40			40	NORV	
	LIBER	58			58	LIBER	
COMMODITY TOTAL AGRICULTURAL CHEMICALS		184			184		TOTAL DE MARCHANDISE PROD. CHIM. AGRICOLES
	GER	7			7	ALL	
	GER	25			25	ALL	MATIERES PLASTIQUES
	SWEDN	1			1	SUEDE	
	LIBER	8			8	LIBER	
COMMODITY TOTAL DYE STUFF, PIGMENT, PAINT		34			34		TOTAL DE MARCHANDISE MAT. COLOR. PIG. PEINTURE
	GER	5			5	ALL	
	NORW	11			11	NORV	
	LIBER	4			4	LIBER	
	OTHER	7			7	AUTRE	
COMMODITY TOTAL CHEM. SPECIALTIES NES		27			27		TOTAL DE MARCHANDISE PROD. CHIM. SPECIAUX NDA
	GER	5			5	ALL	
	NORW	1			1	NORV	
COMMODITY TOTAL PETROL, COAL PROD. NES		6			6		TOTAL DE MARCHANDISE DERIVE PETR. CHARB. NDA
	GER	3			3	ALL	BARRES ET TIGES ACIER
	GER	225			225	ALL	
	LIBER	57			57	LIBER	
COMMODITY TOTAL PLATE & SHEET STEEL		282			282		TOTAL DE MARCHANDISE TOLES, FEUILLES D'ACIER
	GER	33			33	ALL	PROFILES DE CONSTRUCT.
	LIBER	25			25	LIBER	
	CAN	2,400			2,400	CAN	
COMMODITY TOTAL STRUCTURAL SHAPES		2,425			2,425		TOTAL DE MARCHANDISE TUYAUX, TUBES: FER, ACIER
	GER	95			95	ALL	
	NORW	10			10	NORV	
	LIBER	83			83	LIBER	
	OTHER	50			50	AUTRE	
COMMODITY TOTAL ALUMINUM		238			238		TOTAL DE MARCHANDISE ALUMINIUM
	GER	1			1	ALL	
	NORW	26			26	NORV	
COMMODITY TOTAL COPPER AND ALLOYS		27			27		TOTAL DE MARCHANDISE CUIVRE ET ALLIAGES
	GER	43			43	ALL	
	NORW	60			60	NORV	
	LIBER	14			14	LIBER	
	OTHER	2			2	AUTRE	
COMMODITY TOTAL METAL FAB. BASIC PROD.		119			119		TOTAL DE MARCHANDISE OUVR. DE BASE EN METAL
	GER	120			120	ALL	
	NORW	5			5	NORV	
	LIBER	14			14	LIBER	
	OTHER	21			21	AUTRE	
COMMODITY TOTAL BUILDING BRICK, CLAY		160			160		TOTAL DE MARCHANDISE BRIQ. A BATIR ARGILE
	GER	29			29	ALL	
	LIBER	10			10	LIBER	
	OTHER	40			40	AUTRE	
COMMODITY TOTAL BRICKS, TILES NES		79			79		TOTAL DE MARCHANDISE BRIQUES, TUILES NDA
	GER	24			24	ALL	
	NORW	30			30	NORV	
COMMODITY TOTAL LIME		54			54		TOTAL DE MARCHANDISE CHAUX
	GER	143			143	ALL	
	NORW	112			112	NORV	
COMMODITY TOTAL NON-MET. MIN. BASIC PROD		255			255		TOTAL DE MARCHANDISE PROD. MIN. NON-MET. BASE
	GER	97			97	ALL	

TABLE 1. CARGOES LOADED AT CANADIAN PORTS FOR FOREIGN COUNTRIES.

TABLEAU 1. MARCHANDISES CHARGÉES DANS LES PORTS CANADIENS A DESTINATION DE PAYS ÉTRANGERS.

COUNTRY OF DESTINATION AND KIND OF CARGO	REGISTRY OF VESSEL	ATLANTIC ATLANTIQUE	GREAT LAKES GRANDS LACS	PACIFIC PACIFIQUE	TOTAL TOTAL	IMMATIC. -DU NAVIRE	PAYS DE DESTINATION ET MARCHANDISE
BERMUDA	CONT.						BERMUDES SUITE
	SWEDN	5			5	SUEDE	
	LIBER	1			1	LIBER	
	OTHER	1			1	AUTRE	
COMMODITY TOTAL		104			104		TOTAL DE MARCHANDISE
MISC. FABRICATED PROD.	GER	22			22	ALL	OUVRAGES DIVERS
	LIBER	10			10	LIBER	
COMMODITY TOTAL		32			32		TOTAL DE MARCHANDISE
MACHINERY NES	GER	97			97	ALL	MACHINES NDA
	NORW	8			8	NORV	
	LIBER	20			20	LIBER	
COMMODITY TOTAL		125			125		TOTAL DE MARCHANDISE
BUSES AND CHASSIS	OTHER	1			1	AUTRE	AUTOBUS ET CHASSIS
TRUCKS AND CHASSIS	GER	6			6	ALL	CAMIONS ET CHASSIS
	NORW	9			9	NORV	
COMMODITY TOTAL		15			15		TOTAL DE MARCHANDISE
MOTOR VEHICLE ENGINES	GER	4			4	ALL	MOTEURS DE VEH. AUTOM.
	OTHER	10			10	AUTRE	
COMMODITY TOTAL		14			14		TOTAL DE MARCHANDISE
SHIPS, AIRCRAFT, MIS. VEH	GER	9			9	ALL	NAVIRES, AVIONS, VEH. DIV
RUBBER TIRES AND TUBES	GER	119			119	ALL	PNEUS, CHAMBRES A AIR
	NORW	12			12	NORV	
	LIBER	30			30	LIBER	
	OTHER	4			4	AUTRE	
COMMODITY TOTAL		165			165		TOTAL DE MARCHANDISE
EQUIPMENT MISC.	GER	188			188	ALL	MATERIEL DIVERS
	NORW	98			98	NORV	
	SWEDN	25			25	SUEDE	
	LIBER	92			92	LIBER	
	OTHER	1,777			1,777	AUTRE	
COMMODITY TOTAL		2,180			2,180		TOTAL DE MARCHANDISE
PERSONAL, HOUSEHOLD GOODS	GER	143			143	ALL	ART. PERS. ET MENAGERS
	NORW	46			46	NORV	
	LIBER	52			52	LIBER	
	OTHER	5			5	AUTRE	
COMMODITY TOTAL		246			246		TOTAL DE MARCHANDISE
CONTAINERS, CLOSURES	GER	109			109	ALL	CONTENEURS, FERMETURES
	NORW	32			32	NORV	
	LIBER	10			10	LIBER	
	OTHER	1			1	AUTRE	
COMMODITY TOTAL		152			152		TOTAL DE MARCHANDISE
MISC. END PRODUCTS NES	GER	136			136	ALL	PRODUITS FINIS DIV. NDA
	NORW	97			97	NORV	
	LIBER	3			3	LIBER	
COMMODITY TOTAL		236			236		TOTAL DE MARCHANDISE
GENERAL CARGO	GER	130			130	ALL	MARCHANDISES DIVERSES
	NETH	85			85	P-BAS	
	NORW	92			92	NORV	
	SWEDN	64			64	SUEDE	
	LIBER	36			36	LIBER	
	OTHER	33			33	AUTRE	
COMMODITY TOTAL		440			440		TOTAL DE MARCHANDISE
COUNTRY/REGION TOTAL		22,338*	*	18*	22,356*		TOTAL DE PAYS/REGION
BR. HONDURAS							HONDURAS BR.
MEAT AND MEAT PREP. NES	GREEK	1			1	GRECQ	VIANDES ET PREP. NDA
FISH, SALTED OR CURED	GREEK	1			1	GRECQ	POISSON, SALE OU FUME
FISH, CANNED	GER	14			14	ALL	POTISSON EN BOITES
	GREEK	9			9	GRECQ	
COMMODITY TOTAL		23			23		TOTAL DE MARCHANDISE
WHEAT FLOUR	GER	112			112	ALL	FARINE DE BLE
	GREEK	287			287	GRECQ	
COMMODITY TOTAL		399			399		TOTAL DE MARCHANDISE
MISC. FOOD PREP. NES	GREEK	36			36	GRECQ	DIV. PREP. ALIM. NDA
SALT	GREEK	29			29	GRECQ	SEL
COOPERAGE STOCK	GREEK	126			126	GRECQ	DEMI-PROD. TONNELLERIE
NEWSPRINT PAPER	GER	40			40	ALL	PAPIER JOURNAL
	GREEK	117			117	GRECQ	
COMMODITY TOTAL		157			157		TOTAL DE MARCHANDISE
PAPER NES	GREEK	56			56	GRECQ	PAPIER NDA
TEXTILE FAB. MTL NES	GER	2			2	ALL	OUVR. EN MAT. TEXT. NDA
ORGANIC CHEMICALS NES	GREEK	1			1	GRECQ	PROD. CHIM. ORGAN. NDA
LEAD AND ALLOYS	U K			975	975	R U	PLOMB ET ALLIAGES
METAL FAB. BASIC PROD.	GREEK	3			3	GRECQ	OUVR. DE BASE EN METAL
MACHINERY NES	GREEK	7			7	GRECQ	MACHINES NDA
RUBBER TIRES AND TUBES	GREEK	3			3	GRECQ	PNEUS, CHAMBRES A AIR
EQUIPMENT MISC.	GER	10			10	ALL	MATERIEL DIVERS
	GREEK	1			1	GRECQ	
COMMODITY TOTAL		11			11		TOTAL DE MARCHANDISE
PERSONAL, HOUSEHOLD GOODS	GER	1			1	ALL	ART. PERS. ET MENAGERS
	GREEK	2			2	GRECQ	
COMMODITY TOTAL		3			3		TOTAL DE MARCHANDISE
CONTAINERS, CLOSURES	GER	10			10	ALL	CONTENEURS, FERMETURES
	GREEK	27			27	GRECQ	
COMMODITY TOTAL		37			37		TOTAL DE MARCHANDISE

TABLE 1. CARGOES LOADED AT CANADIAN PORTS FOR FOREIGN COUNTRIES.

TABLEAU 1. MARCHANDISES CHARGÉES DANS LES PORTS CANADIENS A DESTINATION DE PAYS ÉTRANGERS.

COUNTRY OF ORIGIN AND KIND OF CARGO	REGISTRY OF VESSEL	ATLANTIC ATLANTIQUE	GREAT LAKES GRANDS LACS	PACIFIC PACIFIQUE	TOTAL TOTAL	IMMATIC. OU NAVIRE	PAYS DE DESTINATION ET MARCHANDISE
BR. HONDURAS CONT. MISC. END PRODUCTS NES GENERAL CARGO	GREEK GER GREEK	1 141 85			1 141 85	GRECO ALL GRECQ	HONDURAS BR. SUITE PRODUITS FINIS DIV. NDA MARCHANDISES DIVERSES
COMMODITY TOTAL		226			226		TOTAL DE MARCHANDISE
COUNTRY/REGION TOTAL		1,122*	*	975*	2,097*		TOTAL DE PAYS/REGION
BARBADOS LIVE ANIMALS, NES MEAT, FRESH OR FROZEN	GER GER NETH NORW SWEDN LIBER	1 6 29 9 26 3			1 6 29 9 26 3	ALL ALL P.BAS NORV SUEDE LIBER	BARBADOS ANIMAUX VIVANTS, NDA VIANDE, FRAICHE / CONG.
COMMODITY TOTAL MEAT, CURED	GER NORW SWEDN LIBER OTHER	73 537 277 49 97 81	188		73 725 277 49 97 81	ALL NORV SUEDE LIBER AUTRE	TOTAL DE MARCHANDISE VIANDE FUMÉE OU SALÉE
COMMODITY TOTAL MEAT AND MEAT PREP. NES	GER NORW OTHER	28 86 5	188		1,229 28 86 5	ALL NORV AUTRE	TOTAL DE MARCHANDISE VIANDES ET PREP. NDA
COMMODITY TOTAL FISH, FRESH OR FROZEN	GER ITALY NORW SWEDN LIBER OTHER	119 493 80 1 93 123			119 493 80 1 93 123	ALL ITAL NORV SUEDE LIBER AUTRE	TOTAL DE MARCHANDISE POISSON, FRAIS OU CONG.
COMMODITY TOTAL FISH, SALTED OR CURED	NORW SWEDN OTHER	188 3 14			188 3 14	NORV SUEDE AUTRE	TOTAL DE MARCHANDISE POISSON, SALÉ OU FUMÉ
COMMODITY TOTAL FISH, CANNED	GER NORW LIBER OTHER	205 510 295 28 8			205 510 310 28 8	ALL NORV LIBER AUTRE	TOTAL DE MARCHANDISE POISSON EN BOÎTES
COMMODITY TOTAL SHELL FISH, NES MILK POWDER DAIRY PROD. EGGS, HONEY OATS	SWEDN GER DENMK GER NORW SWEDN LIBER OTHER	841 1 103 206 35 19 18 2	3 7		856 1 103 213 35 19 18 2	SUEDE ALL DANMK ALL NORV SUEDE LIBER AUTRE	TOTAL DE MARCHANDISE MOLLUSQUES CRUST. NDA LAIT EN POUDE PRODUIT. LAIT., ŒUFS, MIEL AVOINE
COMMODITY TOTAL CEREALS UNMILLED, NES CORN MEAL AND FLOUR	NORW GER NORW SWEDN OTHER	280 18 979 245 40 192	7 13		287 18 992 245 40 192	ALL NORV ALL NORV SUEDE AUTRE	TOTAL DE MARCHANDISE CÉRÉALES NON MOUL., NDA SEMOULE, FARINE DE MAÏS
COMMODITY TOTAL MALT AND MALT FLOUR	GER OTHER	65 45	13		1,469 65 45	ALL AUTRE	TOTAL DE MARCHANDISE MALT ET FARINE DE MALT
COMMODITY TOTAL WHEAT FLOUR	GER NETH NORW SWEDN LIBER OTHER	110 1,373 60 1,299 256 224 724			110 1,373 60 1,299 256 224 724	ALL P.BAS NORV SUEDE LIBER AUTRE	TOTAL DE MARCHANDISE FARINE DE BLÉ
COMMODITY TOTAL CEREALS MILLED, NES	GER OTHER	3,936 64 50			3,936 64 50	ALL AUTRE	TOTAL DE MARCHANDISE CÉRÉALES MOULUES, NDA
COMMODITY TOTAL BAKERY PROD. INC. FROZEN	GER SWEDN	114 39 5			114 39 5	ALL SUEDE	TOTAL DE MARCHANDISE PROD. BOUL., PROD. CONG.
COMMODITY TOTAL MACARONI, CEREAL PRDD.	GER NORW LIBER OTHER	44 110 27 28 1			44 110 27 28 1	ALL NORV LIBER AUTRE	TOTAL DE MARCHANDISE PÂTES ALIM., PROD. CÉRÉAL
COMMODITY TOTAL APPLES	GER NORW SWEDN OTHER	166 259 104 6 35			166 259 104 6 35	ALL NORV SUEDE AUTRE	TOTAL DE MARCHANDISE POMMES
COMMODITY TOTAL FROZEN FRUITS, BERRIES FRUIT JUICES	OTHER GER LIBER	404 7 18 6			404 7 18 6	ALL AUTRE ALL LIBER	TOTAL DE MARCHANDISE FRUITS, BAIES CONGÉLÉS JUS DE FRUIT



TABLE 1. CARGOES LOADED AT CANADIAN PORTS FOR FOREIGN COUNTRIES.

TABLEAU 1. MARCHANDISES CHARGÉES DANS LES PORTS CANADIENS À DESTINATION DE PAYS ÉTRANGERS.

COUNTRY OF DESTINATION AND KIND OF CARGO	REGISTRY OF VESSEL	ATLANTIC ATLANTIQUE	GREAT LAKES GRANDS LACS	PACIFIC PACIFIQUE	TOTAL TOTAL	IMMATIC. DU NAVIRE	PAYS DE DESTINATION ET MARCHANDISE
BARBADOS CONT.							BARBADOS SUITE
COMMODITY TOTAL		24			24		TOTAL DE MARCHANDISE
FRUITS, PREP. CANNED	NORW	12			12	NORV	FRUITS PREP. EN BOITE
NUTS, EXC. OIL NUTS NES	SWEDN	2			2	SUEDE	NUTX, SAUF OLFAG. NDA
POTATOES	GER	493			493	ALL	POMMES DE TERRE
	NORW	629			629	NORV	
	SWEDN	131			131	SUEDE	
	LIBER	476			476	LIBER	
	OTHER	213			213	AUTRE	
COMMODITY TOTAL		1,942			1,942		TOTAL DE MARCHANDISE
VEGETABLES, FRESH	DENMK		2		3	DANMK	LEGUMES, FRAIS
	GER	290			290	ALL	
	NORW	294			294	NORV	
	OTHER	52			52	AUTRE	
COMMODITY TOTAL		636	3		639		TOTAL DE MARCHANDISE
VEGETABLES, DRIED	GER	235			235	ALL	LEGUMES, SECS
	NORW	122			122	NORV	
	LIBER	49			49	LIBER	
	OTHER	98			98	AUTRE	
COMMODITY TOTAL		504			504		TOTAL DE MARCHANDISE
VEGETABLE PREP. NES	DENMK		3		3	DANMK	PREP. DE LEGUMES NDA
	GER	56			56	ALL	
	NORW	12			12	NORV	
	LIBER	160			160	LIBER	
	OTHER	44			44	AUTRE	
COMMODITY TOTAL		272	3		275		TOTAL DE MARCHANDISE
SUGAR, NES	GER	68			68	ALL	SUCRE, NDA
	NORW	32			32	NORV	
	SWEDN	1			1	SUEDE	
	LIBER	22			22	LIBER	
	OTHER	84			84	AUTRE	
COMMODITY TOTAL		207			207		TOTAL DE MARCHANDISE
SYRUP	OTHER	15			15	AUTRE	SIROP
SUGAR PREPARATIONS	GER	3	1		4	ALL	PREP. A BASE DE SUCRE
	SWEDN	1			1	SUEDE	
	OTHER	1,595			1,595	AUTRE	
COMMODITY TOTAL		1,599	1		1,600		TOTAL DE MARCHANDISE
SPICES	GER	7			7	ALL	ÉPICES
	OTHER	2			2	AUTRE	
COMMODITY TOTAL		9			9		TOTAL DE MARCHANDISE
MISC. FOOD PREP. NES	GER	696	2		698	ALL	DIV. PREP. ALIM. NDA
	NORW	84			84	NORV	
	SWEDN	19			19	SUEDE	
	OTHER	127			127	AUTRE	
COMMODITY TOTAL		926	2		928		TOTAL DE MARCHANDISE
HAY, FORAGE, STRAW	GER	17			17	ALL	FOIN, FOURRAGE, PAILLE
BRAN, SHORTS, MIDDINGS	OTHER	8			8	AUTRE	SON, ISSUES DE CÉREALES
GROUND CERFALS NES	GER	377			377	ALL	CÉREALES MOULUES NDA
	NORW	97			97	NORV	
	LIBER	82			82	LIBER	
	OTHER	32			32	AUTRE	
COMMODITY TOTAL		588			588		TOTAL DE MARCHANDISE
SOYA. OIL MEAL, CAKE	GER	27			27	ALL	FARINE TOUPT. GR. SOYA
OIL SEED MEAL, CAKE NES	NORW	43			43	NORV	FAR. TOURT. OLEAG. NDA
CONC. COMPLETE FEEDS	SWEDN	17			17	SUEDE	CONC., PROV. COMPLETES
NON-ALCOHOLIC BEVERAGE	GER	53			53	ALL	BOISSONS NON-ALCOOLIQ.
DIST. ALCOHOLIC BEV.	NORW	8			8	NORV	BOISS. ALCOOL. DIST.
	SWEDN	5			5	SUEDE	
	LIBER	1			1	LIBER	
	OTHER	9			9	AUTRE	
COMMODITY TOTAL		23			23		TOTAL DE MARCHANDISE
TOBACCO NES	NORW	31			31	NORV	TABACS NDA
	LIBER	40			40	LIBER	
COMMODITY TOTAL		71			71		TOTAL DE MARCHANDISE
CRUDE WOOD MTL. NES	GER	27			27	ALL	MATIÈRES BOIS BRUT NDA
TEXTILE FIBRES NES	SWEDN	11			11	SUEDE	FIBRES TEXTILES NDA
	OTHER	12			12	AUTRE	
COMMODITY TOTAL		23			23		TOTAL DE MARCHANDISE
ASBESTOS	SWEDN	10			10	SUEDE	AMIANTE
GYPNUM	GER	1			1	ALL	GYPSE
COTTON, TEXTILE WASTE	DENMK		20		20	DANMK	DÉCHETS DE COTON, TEXT.
	GER		74		74	ALL	
	NORW	32			32	NORV	
COMMODITY TOTAL		32	94		126		TOTAL DE MARCHANDISE
WASTE AND SCRAP NES	GER		2		2	ALL	DÉCHETS ET PÉBUTS NDA
	OTHER	21			21	AUTRE	
COMMODITY TOTAL		21	2		23		TOTAL DE MARCHANDISE
LEATHER	OTHER	4			4	AUTRE	CUIR
LUMBER AND TIMBER	U K			5,983	5,983	R U	BOIS D'ŒUVRE ET CHARP.
	DENMK		6		6	DANMK	
	GER	1,081	19		1,100	ALL	
	NETH	35			35	P. BAS	
	NORW	224		2,318	2,542	NORV	
	SWEDN	66			66	SUEDE	
	LIBER	229			229	LIBER	
	OTHER	186			186	AUTRE	
COMMODITY TOTAL		1,821	25	8,301	10,147		TOTAL DE MARCHANDISE

TABLE 1. CARGOES LOADED AT CANADIAN PORTS FOR FOREIGN COUNTRIES.

TABLEAU 1. MARCHANDISES CHARGÉES DANS LES PORTS CANADIENS A DESTINATION DE PAYS ÉTRANGERS.

COUNTRY OF DESTINATION AND KIND OF CARGO	REGISTRY OF VESSEL	ATLANTIC ATLANTIQUE	GREAT LAKES GRANDS LACS	PACIFIC PACIFIQUE	TOTAL TOTAL	IMMATIC. DU NAVIRE	PAYS DE DESTINATION ET MARCHANDISE
BARBADOS CONT. SHINGLES AND SHAKES	GER	176			176	ALL	BARBADOS SUITE BARDEAUX, BARD. FACADE
	NORW	40			40	NORV	
	LIBER	30			30	LIBER	
	OTHER	39			39	AUTRE	
COMMODITY TOTAL VENEER, PLYWOOD		285		161	285		TOTAL DE MARCHANDISE PLACAGES, CONTRE-PLAQ.
	U K				161	R U	
	GER	56	16		72	ALL	
	NORW			49	49	NORV	
COMMODITY TOTAL WOOD FAB. MATERIALS		56	16	210	282		TOTAL DE MARCHANDISE DEMI-PRODUITS EN BOIS
	GER	111			111	ALL	
	NETH	109			109	P. BAS	
	NORW			2	2	NORV	
	OTHER	6			6	AUTRE	
COMMODITY TOTAL NEWSPRINT PAPER		226	103	2	228		TOTAL DE MARCHANDISE PAPIER JOURNAL
	GER	135			238	ALL	
	NORW	721			221	NORV	
	LIBER	191			191	LIBER	
	OTHER	34			34	AUTRE	
COMMODITY TOTAL PAPER NES		581	103		684		TOTAL DE MARCHANDISE PAPIER NDA
	GER	250			250	ALL	
	NORW	63			63	NORV	
	LIBER	60			60	LIBER	
	OTHER	1			1	AUTRE	
COMMODITY TOTAL BLDG. PAPER AND BOARD		374		139	374		TOTAL DE MARCHANDISE PLAQ. CONSTR., PAP./CART.
	U K				139	R U	
	GER	187			187	ALL	
	NORW	12		201	213	NORV	
	LIBER	31			31	LIBER	
	OTHER	58			58	AUTRE	
COMMODITY TOTAL TEXTILE FAB. MTL NES		288		340	628		TOTAL DE MARCHANDISE OUVR. EN MAT. TEXT. NDA
	GER	2	11		13	ALL	
	SWEDN	1,167			1,167	SUEDE	
	OTHER	3			3	AUTRE	
COMMODITY TOTAL ANIMAL OILS, EXC. MARINE		1,172	11		1,183		TOTAL DE MARCHANDISE HUIL. ANIM. SAUF AN. MAR.
	NORW	31			31	NORV	
	SWEDN	50			50	SUEDE	
COMMODITY TOTAL INORGANIC CHEMS. NES		81			81		TOTAL DE MARCHANDISE PROD. CHIM. INORG. NDA
	GER	4			4	ALL	
	NETH	5			5	P. BAS	
	SWEDN	27			27	SUEDE	
COMMODITY TOTAL ORGANIC CHEMICALS NES		36		6	36		TOTAL DE MARCHANDISE PROD. CHIM. ORGAN. NDA
	DENMK			6	6	DANMK	
	GER	24			24	ALL	
	LIBER	6			6	LIBER	
COMMODITY TOTAL EXPLOS., FUSES, CAPS		30	6		36		TOTAL DE MARCHANDISE EXPLOS., AMORCES, DET.
	OTHER	110			110	AUTRE	
FERTILIZERS NES	GER	34			34	ALL	ENGRAIS CHIMIQUE NDA
AGRICULTURAL CHEMICALS	GER	16			16	ALL	PROD. CHIM. AGRICOLES
	NORW	2			2	NORV	
	LIBER	12			12	LIBER	
	OTHER	1			1	AUTRE	
COMMODITY TOTAL PLASTIC MATERIALS		31			31		TOTAL DE MARCHANDISE MATIERES PLASTIQUES
	GER	31			31	ALL	
DYESTUFF, PIGMENT, PAINT	GER	25			25	ALL	MAT. COLOR. PIG. PEINTURE
	NORW	7			7	NORV	
	SWEDN	4			4	SUEDE	
	LIBER	6			6	LIBER	
	OTHER	9			9	AUTRE	
COMMODITY TOTAL CHEM. SPECIALTIES NES		51			51		TOTAL DE MARCHANDISE PROD. CHIM. SPECIAUX NDA
	GER	19	2		21	ALL	
	NORW	2			2	NORV	
	OTHER	1			1	AUTRE	
COMMODITY TOTAL PETROL, COAL PROD. NES		22	2		24		TOTAL DE MARCHANDISE DERIVE PETR. CHARB. NDA
	GER	3			3	ALL	
BARS AND RODS, STEEL	GER		465		465	ALL	BARRIS ET TIGES ACIER
PLATE & SHEET STEEL	GER		55		55	ALL	TOLES, FEUILLES D'ACIER
STRUCTURAL SHAPES	GER	159			159	ALL	PROFILES DE CONSTRUCT.
	NORW	26			26	NORV	
	LIBER	35			35	LIBER	
COMMODITY TOTAL ALUMINIUM		220			220		TOTAL DE MARCHANDISE ALUMINIUM
	GER		11		11	ALL	
COPPER AND ALLOYS	SWEDN	6			6	SUEDE	CUIVRE ET ALLIAGES
	LIBER	12			12	LIBER	
COMMODITY TOTAL METAL FAB. BASIC PROD.		18			18		TOTAL DE MARCHANDISE OUVR. DE BASE EN METAL
	GER	19	285		304	ALL	
	NORW	31			31	NORV	
	OTHER	2			2	AUTRE	
COMMODITY TOTAL CEMENT		52	285		337		TOTAL DE MARCHANDISE CIMENT
	GER		26		26	ALL	
NON-MET. MIN. BASIC PROD	GER	90			90	ALL	PROD. MIN. NON-MET. BASE
	NETH	30			30	P. BAS	
	NORW	73			73	NORV	
	OTHER	13			13	AUTRE	
COMMODITY TOTAL WIRE, FABRICATED PROD.		206			206		TOTAL DE MARCHANDISE OUVRAGES DIVERS
	GER	52	25		77	ALL	
	NORW	22			22	NORV	

TABLE 1. CARGOES LOADED AT CANADIAN PORTS FOR FOREIGN COUNTRIES.

TARLEAU 1. MARCHANDISES CHARGÉES DANS LES PORTS CANADIENS A DESTINATION DE PAYS ÉTRANGERS.

COUNTRY OF DESTINATION AND KIND OF CARGO	REGISTRY OF VESSEL	ATLANTIC ATLANTIQUE	GREAT LAKES GRANDS LACS	PACIFIC PACIFIQUE	TOTAL TOTAL	IMMATIC. DU NAVIRE	PAYS DE DESTINATION ET MARCHANDISE
<b>BARBADOS CONT.</b>							<b>BARBADOS SUITE</b>
	LIREP	17			17	LIREP	
	OTHER	21			21	AUTRE	
COMMODITY TOTAL		112	25		137		TOTAL DE MARCHANDISE
MACHINERY NES	GER	79			79	ALL	MACHINES NDA
	NORW	43			43	NORV	
	LIBER	9			9	LIBER	
	OTHER	74			74	AUTRE	
COMMODITY TOTAL		205			205		TOTAL DE MARCHANDISE
PASS. AUTOS AND CHASSIS	GER	2			2	ALL	VOITURES PART., CHASSIS
	NORW	13			13	NORV	
COMMODITY TOTAL		15			15		TOTAL DE MARCHANDISE
TRUCKS AND CHASSIS	GER	6			6	ALL	CAMIONS ET CHASSIS
	LIBER	3			3	LIBER	
COMMODITY TOTAL		9			9		TOTAL DE MARCHANDISE
SHIPS, AIRCRAFT, MIS. VEH	CAN	5			5	CAN	NAVIRES, AVIONS, VEH. DIV
RUBBER TILES AND TUBES	GER	96			96	ALL	PNEUS, CHAMBRES A AIR
	NORW	63			63	NORV	
	LIBER	11			11	LIBER	
COMMODITY TOTAL		170			170		TOTAL DE MARCHANDISE
EQUIPMENT MISC.	DENMK		20		20	DANMK	MATERIEL DIVERS
	GER	174	16		190	ALL	
	NORW	8			8	NORV	
	SWEON	6			6	SUEDE	
	LIBER	1			1	LIBER	
	OTHER	64			64	AUTRE	
COMMODITY TOTAL		253	36		289		TOTAL DE MARCHANDISE
PERSONAL, HOUSEHOLD GOODS	DENMK		14		14	DANMK	ART. PERS. ET MENAGERS
	GER	349	43		392	ALL	
	NORW	49		14	63	NORV	
	SWEON	24			24	SUEDE	
	LIBER	63			61	LIBER	
	OTHER	1,062			1,062	AUTRE	
COMMODITY TOTAL		1,545	57	14	1,616		TOTAL DE MARCHANDISE
CONTAINERS, CLOSURES	DENMK		2		2	DANMK	CONTENEURS, FERMETURES
	GER	16	41		57	ALL	
	NORW	33			33	NORV	
	LIBER	5			5	LIBER	
COMMODITY TOTAL		54	43		97		TOTAL DE MARCHANDISE
MISC. END PRODUCTS NES	GER	202	4		206	ALL	PRODUITS FINIS DIV. NDA
	NETH	20			20	P. BAS	
	NORW	31			31	NORV	
	SWEON	1			1	SUEDE	
	OTHER	33			33	AUTRE	
COMMODITY TOTAL		287	4		291		TOTAL DE MARCHANDISE
GENERAL CARGO	DENMK		27		27	DANMK	MARCHANDISES DIVERSES
	GER	68			69	ALL	
	NETH	40			40	P. BAS	
	NORW	11			11	NORV	
	SWEON	40			40	SUEDE	
	LIBER	13			13	LIBER	
	OTHER	35			35	AUTRE	
COMMODITY TOTAL		207	27		234		TOTAL DE MARCHANDISE
<b>COUNTRY/REGION TOTAL</b>		<b>25,412*</b>	<b>1,513*</b>	<b>8,884*</b>	<b>35,809*</b>		<b>TOTAL DE PAYS/REGION</b>
<b>JAMAICA</b>							<b>JAMAIQUE</b>
LIVE ANIMALS, NES	U K	8,366			8,366	R U	ANIMAUX VIVANTS, NDA
MEAT, FRESH OR FROZEN	GER	14			14	ALL	VIANDE, FRAICHE / CONG.
	NORW	30			30	NORV	
COMMODITY TOTAL		44			44		TOTAL DE MARCHANDISE
MEAT, CURED	DENMK		6		6	DANMK	VIANDE FUMEE OU SALEE
	GER	523	242		765	ALL	
	GRFEK	15			15	GRECO	
	NORW	462			462	NORV	
	LIBER	77			77	LIBER	
COMMODITY TOTAL		1,077	248		1,325		TOTAL DE MARCHANDISE
MEAT AND MEAT PREP. NES	GER	235			235	ALL	VIANDES ET PREP. NDA
	NORW	25			25	NORV	
COMMODITY TOTAL		260			260		TOTAL DE MARCHANDISE
FISH, FRESH OR FROZEN	U K	25			25	R U	POISSON, FRATS OU CONG.
	GER	2,112			2,112	ALL	
	NORW	2,917			2,917	NORV	
	LIBER	1,209			1,209	LIBER	
	CAN	102			102	CAN	
	U S A			20	20	E-U	
COMMODITY TOTAL		6,365		20	6,385		TOTAL DE MARCHANDISE
FISH, SALTED OR CURED	U K	456			456	R U	POISSON, SALE OU FUME
	GER	277			277	ALL	
	NORW	805			805	NORV	
	LIBER	77			77	LIBER	
	CAN	735			735	CAN	
COMMODITY TOTAL		2,350			2,350		TOTAL DE MARCHANDISE
FISH, CANNED	GER	1,637			1,637	ALL	POISSON EN BOITES
	NORW	1,366			1,366	NORV	
	LIBER	623			623	LIBER	



TABLE 1. CARGOES LOADED AT CANADIAN PORTS FOR FOREIGN COUNTRIES.

TABLEAU 1. MARCHANDISES CHARGÉES DANS LES PORTS CANADIENS A DESTINATION DE PAYS ÉTRANGERS.

COUNTRY OF DESTINATION AND KIND OF CARGO	REGISTRY OF VESSEL	ATLANTIC ATLANTIQUE	GREAT LAKES GRANDS LACS	PACIFIC PACIFIQUE	TOTAL TOTAL	IMMATIC. DU NAVIRE	PAYS DE DESTINATION ET MARCHANDISE
JAMAICA	CONT.						JAMAÏQUE SUITE
	CAN	120			120	CAN	
	U S A			261	261	E-U	
COMMODITY TOTAL		3,746		261	4,007		TOTAL DE MARCHANDISE
CHEESE	NORW	35			35	NORV	FROMAGE
MILK POWDER	GER	847			847	ALL	LAIT EN POUËRE
	GREEK	225			225	GRECO	
	NORW	907			907	NORV	
	LIBER	137			137	LIBER	
COMMODITY TOTAL		2,116			2,116		TOTAL DE MARCHANDISE
DAIRY PROD. EGGS, HONEY	GER		8		8	ALL	PROD. LAIT, OEUFS, MIEL
	NORW	77			77	NORV	
COMMODITY TOTAL		77	8		85		TOTAL DE MARCHANDISE
CORN	U S A				1	E-U	MAÏS
OATS	DENMK		44		44	DANMK	AVOÏNE
	GER	286	464		750	ALL	
	NORW	255			255	NORV	
	LIBER	39			39	LIBER	
COMMODITY TOTAL		580	508		1,088		TOTAL DE MARCHANDISE
WHEAT	U K	16,557			16,557	R U	BLE
	GER	70			70	ALL	
	LIBER	10,477			10,477	LIBER	
COMMODITY TOTAL		27,104			27,104		TOTAL DE MARCHANDISE
CORN MEAL AND FLOUR	GER	197			197	ALL	SEMOULE, FARINE DE MAÏS
	NORW	115			115	NORV	
COMMODITY TOTAL		312			312		TOTAL DE MARCHANDISE
MALT AND MALT FLOUR	GER	1,369	3,223		4,592	ALL	MALT ET FARINE DE MALT
	NORW	253			253	NORV	
	LIBER	460			460	LIBER	
COMMODITY TOTAL		2,082	3,223		5,305		TOTAL DE MARCHANDISE
WHEAT FLOUR	GER	1,917			1,917	ALL	FARINE DE BLE
	NORW	649			649	NORV	
	LIBER	398			398	LIBER	
	U S A			101	101	E-U	
COMMODITY TOTAL		2,964		101	3,065		TOTAL DE MARCHANDISE
CEREALS MILLED, NES	GER	5			5	ALL	CEREALES MOULUES, NDA
	NORW	35			35	NORV	
	LIBER	23			23	LIBER	
COMMODITY TOTAL		63			63		TOTAL DE MARCHANDISE
PASTRY, CEREAL PROD.	GER	25			25	ALL	PATES ALIM, PROD. CEREAL
	GREEK	35			35	GRECO	
	NORW	30			30	NORV	
	LIBER	49			49	LIBER	
COMMODITY TOTAL		139			139		TOTAL DE MARCHANDISE
APPLES	GER	179			179	ALL	POMMES
	NORW	101			101	NORV	
	LIBER	19			19	LIBER	
COMMODITY TOTAL		299			299		TOTAL DE MARCHANDISE
FRUIT JUICES	GER	223			223	ALL	JUS DE FRUIT
	NORW	46			46	NORV	
COMMODITY TOTAL		269			269		TOTAL DE MARCHANDISE
FRUITS, PREP. CANNED	NORW	8			8	NORV	FRUITS PREP. EN BOÏTE
POTATOES	DENMK	500			500	DANMK	POMMES DE TERRE
	GER	461			461	ALL	
	NORW	1,538			1,538	NORV	
	LIBER	2,226			2,226	LIBER	
	CAN	7			7	CAN	
COMMODITY TOTAL		4,732			4,732		TOTAL DE MARCHANDISE
VEGETABLES, FRESH	GER	135			135	ALL	LEGUMES, FRAIS
	NORW	20			20	NORV	
	LIBER	48			48	LIBER	
COMMODITY TOTAL		203			203		TOTAL DE MARCHANDISE
VEGETABLES, DRIED	GER		925		925	ALL	LEGUMES, SECS
	NORW	17			17	NORV	
COMMODITY TOTAL		17	925		942		TOTAL DE MARCHANDISE
VEGETABLE PREP. NES	GER	24			24	ALL	PREP. DE LEGUMES NDA
	NORW	12			12	NORV	
	LIBER	14			14	LIBER	
COMMODITY TOTAL		50			50		TOTAL DE MARCHANDISE
SUGAR PREPARATIONS	GER	3			3	ALL	PREP. A BASE DE SUCRE
	LIBER	2			2	LIBER	
COMMODITY TOTAL		5			5		TOTAL DE MARCHANDISE
SPICES	GER	34			34	ALL	ÉPICES
	NORW	2			2	NORV	
	LIBER	4			4	LIBER	
COMMODITY TOTAL		40			40		TOTAL DE MARCHANDISE
VINEGAR	NORW	1			1	NORV	VINAIGRE
MISC. FOOD PREP. NES	GER	490			490	ALL	DIV. PREP. ALIM, NDA
	NORW	263			263	NORV	
	LIBER	424			424	LIBER	
COMMODITY TOTAL		1,177			1,177		TOTAL DE MARCHANDISE
BEAN, SHORTS, MIDDINGS	GER		150		150	ALL	SON, ISSUES DE CEREALES
GROUND CEREALS NES	GER	134			134	ALL	CEREALES MOULUES NDA
	NORW	314			314	NORV	
	LIBER	95			95	LIBER	
COMMODITY TOTAL		543			543		TOTAL DE MARCHANDISE
FEEDS OF ANIMAL ORIGIN	GER	25			25	ALL	PROV. D'ORIGINE ANIMALE

TABLE 1. CARGOES LOADED AT CANADIAN PORTS FOR FOREIGN COUNTRIES.

TABLÉAU 1. MARCHANDISES CHARGÉES DANS LES PORTS CANADIENS A DESTINATION DE PAYS ÉTRANGERS.

COUNTRY OF DESTINATION AND KIND OF CARGO	REGISTRY OF VESSEL	ATLANTIC ATLANTIQUE	GREAT LAKES GRANDS LACS	PACIFIC PACIFIQUE	TOTAL TOTAL	IMMATIC. DU NAVIRE	PAYS DE DESTINATION ET MARCHANDISE
<b>JAMAICA</b>							<b>JAMAIQUE</b>
CONT. CONC.COMPLETE FEEDS	GER	125			125	ALL	SUITE CONC., PROV. COMPLETES
	LIBER	128			128	LIBER	
<b>COMMODITY TOTAL</b>		<b>253</b>			<b>253</b>		<b>TOTAL DE MARCHANDISE</b>
DIST. ALCOHOLIC REV.	GER	32			32	ALL	BOISS. ALCOOL. DIST.
	NORW	2			2	NORW	
	LIBER	20			20	LIBER	
<b>COMMODITY TOTAL</b>		<b>54</b>			<b>54</b>		<b>TOTAL DE MARCHANDISE</b>
RAW HIDES AND SKINS	GER	20			20	ALL	PEAUX ET CUIRS BRUT
	NORW	44			44	NORW	
<b>COMMODITY TOTAL</b>		<b>64</b>			<b>64</b>		<b>TOTAL DE MARCHANDISE</b>
CRUDE WOOD MTL. NES	GER	1			1	ALL	MATIERES BOIS BRUT NDA
DRES AND CONC. NES	GER	7			7	ALL	MINERAIS ET CONC. NDA
ASBESTOS	GER	165			165	ALL	AMIANTE
	NORW	933			933	NORW	
	LIBER	75			75	LIBER	
<b>COMMODITY TOTAL</b>		<b>1,173</b>			<b>1,173</b>		<b>TOTAL DE MARCHANDISE</b>
CLAY MATERIALS NES	NORW	52			52	NORW	MATIERES ARGIL. NDA
SALT	GER	37			37	ALL	SFL
	NORW	40			40	NORW	
<b>COMMODITY TOTAL</b>		<b>77</b>			<b>77</b>		<b>TOTAL DE MARCHANDISE</b>
CRUDE NON-MET. MIN. NES	GER	14			14	ALL	MIN. NON-MET. BRUTS NDA
	NORW	30			30	NORW	
<b>COMMODITY TOTAL</b>		<b>44</b>			<b>44</b>		<b>TOTAL DE MARCHANDISE</b>
WASTE AND SCRAP NES	NORW	39			39	NORW	DECHETS ET REBUTS NDA
LEATHER	GER	10			10	ALL	CUIR
	LIBER	3			3	LIBER	
<b>COMMODITY TOTAL</b>		<b>13</b>			<b>13</b>		<b>TOTAL DE MARCHANDISE</b>
LUMBER AND TIMBER	GER	356			356	ALL	BOIS D'OEUVRE ET CHARP.
	NORW	407			407	NORW	
	LIBER	28			28	LIBER	
<b>COMMODITY TOTAL</b>		<b>791</b>			<b>791</b>		<b>TOTAL DE MARCHANDISE</b>
RAILWAY TIES	NORW	591			591	NORW	TRAVERSES DE CH. FER
SHINGLES AND SHAKES	GER	60			60	ALL	BARD. FAÇADE
	NORW	684			684	NORW	
	LIBER	37			37	LIBER	
	U S A			139	139	E-U	
<b>COMMODITY TOTAL</b>		<b>781</b>		<b>139</b>	<b>920</b>		<b>TOTAL DE MARCHANDISE</b>
VENEER, PLYWOOD	GER	14			14	ALL	PLACAGES, CONTRE-PLAC.
	NORW	166			166	NORW	
	U S A			631	631	E-U	
<b>COMMODITY TOTAL</b>		<b>180</b>		<b>631</b>	<b>811</b>		<b>TOTAL DE MARCHANDISE</b>
COOPERAGE STOCK	GREEK	35			35	GREEK	DEMI-PROD. TONNELLERIE
	NORW	100			100	NORW	
	U S A			26	26	E-U	
<b>COMMODITY TOTAL</b>		<b>135</b>		<b>26</b>	<b>161</b>		<b>TOTAL DE MARCHANDISE</b>
WOOD FAB. MATERIALS	GER	24	2		26	ALL	DEMI-PRODUITS EN BOIS
	U S A			69	69	E-U	
<b>COMMODITY TOTAL</b>		<b>24</b>	<b>2</b>	<b>69</b>	<b>95</b>		<b>TOTAL DE MARCHANDISE</b>
NEWSPRINT PAPER	GER	1,642			1,642	ALL	PAPIER JOURNAL
	GREEK	340			340	GREEK	
	NORW	3,440			3,440	NORW	
	LIBER	864			864	LIBER	
	CAN	3,345			3,345	CAN	
<b>COMMODITY TOTAL</b>		<b>9,631</b>			<b>9,631</b>		<b>TOTAL DE MARCHANDISE</b>
PAPER NES	GER	1,454			1,454	ALL	PAPIER NDA
	GREEK	49			49	GREEK	
	NORW	1,250			1,250	NORW	
	LIBER	370			370	LIBER	
	CAN	77			77	CAN	
	U S A			1	1	E-U	
<b>COMMODITY TOTAL</b>		<b>3,200</b>		<b>1</b>	<b>3,201</b>		<b>TOTAL DE MARCHANDISE</b>
PAPERBOARD	GER	24	2		26	ALL	CARTON
	GREEK	37			37	GREEK	
	NORW	100			100	NORW	
	LIBER	28			28	LIBER	
<b>COMMODITY TOTAL</b>		<b>189</b>	<b>2</b>		<b>191</b>		<b>TOTAL DE MARCHANDISE</b>
BLDG. PAPER AND BOARD	GER	441			441	ALL	PLAQ. CONSTR., PAP/CART.
	NORW	188			188	NORW	
	LIBER	132			132	LIBER	
<b>COMMODITY TOTAL</b>		<b>761</b>			<b>761</b>		<b>TOTAL DE MARCHANDISE</b>
WET MACHINE BOARD	NORW	15			15	NORW	CARTON EN PATE PRESSE
TEXTILE FAB. MTL NES	GER		2		2	ALL	OUVR. EN MAT. TEXT. NDA
	NORW	49			49	NORW	
	LIBER	8			8	LIBER	
<b>COMMODITY TOTAL</b>		<b>57</b>	<b>2</b>		<b>59</b>		<b>TOTAL DE MARCHANDISE</b>
ANIMAL OILS, EXC. MARINE	GER		5		5	ALL	HUIL. ANIM. SAUF AN. MAR.
	NORW	8			8	NORW	
	LIBER	5			5	LIBER	
<b>COMMODITY TOTAL</b>		<b>13</b>	<b>5</b>		<b>18</b>		<b>TOTAL DE MARCHANDISE</b>
OILS, FATS, WAXES NES	GER	16			16	ALL	HUIL. MAT. GRAS. CIRE NDA
SULPHURIC ACID	GER	6			6	ALL	ACIDE SULFURIQUE
METALLIC SALTS	GER	26			26	ALL	SELS METALLIQUES
INORGANIC CHEMS. NES	GER	151			151	ALL	PROD. CHIM. INORG. NDA
	GREEK	5			5	GREEK	
	NORW	205			205	NORW	
	LIBER	37			37	LIBER	

TABLE 1. CARGOES LOADED AT CANADIAN PORTS FOR FOREIGN COUNTRIES.

TABLEAU 1. MARCHANDISES CHARGÉES DANS LES PORTS CANADIENS A DESTINATION DE PAYS ÉTRANGERS.

COUNTRY OF DESTINATION AND KIND OF CARGO	REGISTRY OF VESSEL	ATLANTIC ATLANTIQUE	GREAT LAKES GRANDS LACS	PACIFIC PACIFIQUE	TOTAL TOTAL	IMMATIC. DU NAVIRE	PAYS DE DESTINATION ET MARCHANDISE
JAMAICA CONT.							JAMAIQUE SUITE
COMMODITY TOTAL		398			398		TOTAL DE MARCHANDISE
ORGANIC CHEMICALS NES	DENMK		20		20	DANMK	PROD.CHIM.ORGAN.NDA
	GER	229			229	ALL	
	NORW	66			66	NORV	
	LIBER	5			5	LIBER	
COMMODITY TOTAL		300	20		320		TOTAL DE MARCHANDISE
AGRICULTURAL CHEMICALS	GER	59			59	ALL	PROD.CHIM.AGRICOLES
	NORW	37			37	NORV	
	LIBER	5			5	LIBER	
COMMODITY TOTAL		101			101		TOTAL DE MARCHANDISE
SYNTHETIC RUBBER	GFP	14			14	ALL	CAOUTCHOUC SYNTHETIQUE
PLASTIC MATERIALS	GER	114	26		140	ALL	MATIERES PLASTIQUES
	NORW	129			129	NORV	
	LIBER	47			47	LIBER	
COMMODITY TOTAL		290	26		316		TOTAL DE MARCHANDISE
DYESTUFF,PIGMENT,PAINT	GER	75	3		78	ALL	MAT.COLOR.PIG.PEINTURE
	GREEK	2			2	GRECQ	
	NORW	138			138	NORV	
COMMODITY TOTAL		215	3		218		TOTAL DE MARCHANDISE
CHEM.SPECIALTIES NES	GER	67	39		106	ALL	PROD.CHIM.SPECTAUX NDA
	NORW	52			52	NORV	
	LIBER	27			27	LIBER	
COMMODITY TOTAL		146	39		185		TOTAL DE MARCHANDISE
LUBRICATING OIL,GREASE	GER		75		75	ALL	HUILE,GRAISSE LUBRIF.
	NORW	2			2	NORV	
COMMODITY TOTAL		2	75		77		TOTAL DE MARCHANDISE
COKE	NORW	45			45	NORV	COKE
PETROL.COAL PROD.NES	GER	6			6	ALL	DERIVE PETR.CHARB.NDA
	NORW	91			91	NORV	
COMMODITY TOTAL		97			97		TOTAL DE MARCHANDISE
FERRO-ALLOYS	NORW	71			71	NORV	FERRO-ALLIAGES
PIG IRON	NORW	34			34	NORV	FER EN GUFUSE
CASTINGS,FORGINGS	GER	123			123	ALL	MOUL.PIECES FORGES
BAR AND RODS,STEEL	UK	882			882	R U	BARRES ET TIGES ACIER
	DENMK	2,118			2,118	DANMK	
	GER	1,157	4,893		6,050	ALL	
	NORW	116			116	NORV	
	CAN	1,188			1,188	CAN	
COMMODITY TOTAL		5,461	4,893		10,354		TOTAL DE MARCHANDISE
PLATE & SHEET STEEL	DENMK		176		176	DANMK	TOLES,FEUILLES DACIER
	GER	89	1,118		1,206	ALL	
	NORW	249			249	NORV	
	LIBER	131			131	LIBER	
COMMODITY TOTAL		468	1,294		1,762		TOTAL DE MARCHANDISE
STRUCTURAL SHAPES	GER	78			78	ALL	PROFILES DE CONSTRUCT.
	GREEK	2,800			2,800	GRECQ	
	NORW	104			104	NORV	
COMMODITY TOTAL		2,982			2,982		TOTAL DE MARCHANDISE
RAILS & TRACK MATERIAL	GER	34			34	ALL	RAILS,MAT.VOIE FERREE
PIPES,TUBES:IRON,STEEL	GER	574			574	ALL	FER EN GUFUSE
	NORW	508			508	NORV	TUYAUX,TUBES:FER,ACIER
	LIBER	581			581	LIBER	
	CAN	120			120	CAN	
COMMODITY TOTAL		1,783			1,783		TOTAL DE MARCHANDISE
WIRE	NORW	10			10	NORV	FIL METALLIQUE
ALUMINUM	GER	637	3		640	ALL	ALUMINIUM
	NORW	1,006			1,006	NORV	
	LIBER	307			307	LIBER	
COMMODITY TOTAL		1,950	3		1,953		TOTAL DE MARCHANDISE
COPPER AND ALLOYS	DENMK		2		2	DANMK	CUIVRE ET ALLIAGES
	GER	50	8		58	ALL	
	NORW	128			128	NORV	
COMMODITY TOTAL		178	10		188		TOTAL DE MARCHANDISE
ZINC AND ALLOYS	GER	55			55	ALL	ZINC ET ALLIAGES
	NORW	153			153	NORV	
COMMODITY TOTAL		208			208		TOTAL DE MARCHANDISE
NON-FERROUS METALS NES	LIBER	66			66	LIBER	METAUX NON-FERREUX NDA
METAL FAB.BASIC PROD.	GER	270	19		289	ALL	OUVR.DE BASE EN METAL
	NORW	157			157	NORV	
	LIBER	50			50	LIBER	
COMMODITY TOTAL		477	19		496		TOTAL DE MARCHANDISE
BRICKS,TILES NES	GER	545			545	ALL	BRIQUES,TUILES NDA
	NORW	1,207			1,207	NORV	
COMMODITY TOTAL		1,752			1,752		TOTAL DE MARCHANDISE
NON-MET.MIN.BASIC PROD	GER	285			285	ALL	PROD.MIN.NON-MET.BASE
	NORW	193			193	NORV	
	LIBER	58			58	LIBER	
COMMODITY TOTAL		536			536		TOTAL DE MARCHANDISE
MISC.FABRICATED PROD.	DENMK		24		24	DANMK	OUVRAGES DIVERS
	GER	92			92	ALL	
	NORW	14			14	NORV	
	LIBER	27			27	LIBER	
COMMODITY TOTAL		133	24		157		TOTAL DE MARCHANDISE
MACHINERY NES	GER	176	17		193	ALL	MACHINES NDA
	NORW	523			523	NORV	
	LIBER	4			4	LIBER	



TABLE 1. CARGOES LOADED AT CANADIAN PORTS FOR FOREIGN COUNTRIES.

TABLEAU 1. MARCHANDISES CHARGÉES DANS LES PORTS CANADIENS A DESTINATION DE PAYS ÉTRANGERS.

COUNTRY OF DESTINATION AND KIND OF CARGO	REGISTRY OF VESSEL	ATLANTIC ATLANTIQUE	GREAT LAKES GRANDS LACS	PACIFIC PACIFIQUE	TOTAL TOTAL	IMMATIC. DU NAVIRE	PAYS DE DESTINATION ET MARCHANDISE
JAMAICA	CONT.						JAMAIQUE
							SUITE
COMMODITY TOTAL	CAN	1,245			1,245	CAN	
PASS. AUTOS AND CHASSIS	GER	1,948	17		1,965	ALL	TOTAL DE MARCHANDISE
	NORW	141			141	NORV	VOITURES PART., CHASSIS
	LIBER	45			45	LIBER	
COMMODITY TOTAL		240			240		TOTAL DE MARCHANDISE
TRUCKS AND CHASSIS	GER	6			6	ALL	CAMIONS ET CHASSIS
	NORW	2			2	NORV	
	LIBER	9			9	LIBER	
COMMODITY TOTAL		17			17		TOTAL DE MARCHANDISE
MOTOR VEHICLE ENGINES	GER	15	20		35	ALL	MOTEURS DE VEH. AUTOM.
ROAD MOTOR VEH. NES	NORW	22			22	NORV	VEH. AUTOM. ROUTIERS NDA
RUBBER TIRES AND TUBES	GER	114	1		115	ALL	PNEUS, CHAMBRES A AIR
	GREEK	17			17	GRECQ	
	NORW	69			69	NORV	
	LIBER	10			10	LIBER	
COMMODITY TOTAL		210	1		211		TOTAL DE MARCHANDISE
EQUIPMENT MISC.	DENMK		9		9	DANMK	MATERIEL DIVERSES
	GER	211	62		273	ALL	
	NORW	472			472	NORV	
	LIBER	56			56	LIBER	
COMMODITY TOTAL		739	71		810		TOTAL DE MARCHANDISE
PERSONAL, HOUSEHOLD GOODS	DENMK		1		1	DANMK	ART. PERS. ET MENAGERS
	GER	239	41		280	ALL	
	GREEK	86			86	GRECQ	
	NORW	37			37	NORV	
	LIBER	30			30	LIBER	
	U S A				2	E-U	
COMMODITY TOTAL		392	42		436		TOTAL DE MARCHANDISE
FIREARMS, AMMUNITION	NORW	2		2	2	NORV	ARMES A FEU, MUNITIONS
CONTAINERS, CLOSURES	DENMK		10		10	DANMK	CONTENEURS, FERMETURES
	GER	604	26		630	ALL	
	GREEK	35			35	GRECQ	
	NORW	504			504	NORV	
	LIBER	60			60	LIBER	
	CAN	43			43	CAN	
COMMODITY TOTAL		1,246	36		1,282		TOTAL DE MARCHANDISE
MISC. END PRODUCTS NES	U K				1	R U	PRODUITS FINIS DIVERS
	GER	106	43		149	ALL	
	NORW	158			158	NORV	
	LIBER	69			69	LIBER	
	U S A				1	E-U	
COMMODITY TOTAL		333	43		378		TOTAL DE MARCHANDISE
GENERAL CARGO	GER	203		2	203	ALL	MARCHANDISES DIVERSES
	NORW	199			199	NORV	
	LIBER	21			21	LIBER	
	U S A				1	E-U	
COMMODITY TOTAL		423		1	424		TOTAL DE MARCHANDISE
COUNTRY/REGION TOTAL		106,703*	11,709*	1,254*	119,666*		TOTAL DE PAYS/REGION
LEE-WIND IS.							I. LEE-WIND.
MEAT, FRESH OR FROZEN	NORW	63			63	NORV	VIANDE, FRAICHE / CONG.
MEAT, CURED	GER	143			143	ALL	VIANDE FUMEE OU SALEE
	NORW	555			555	NORV	
	LIBER	65			65	LIBER	
COMMODITY TOTAL		763			763		TOTAL DE MARCHANDISE
MEAT AND MEAT PREP. NES	GER	46			46	ALL	VIANDES ET PREP. NDA
	NORW	182			182	NORV	
	LIBER	53			53	LIBER	
COMMODITY TOTAL		281			281		TOTAL DE MARCHANDISE
FISH, FRESH OR FROZEN	GER	289			289	ALL	POISSON, FRAIS OU CONG.
	NORW	1,041			1,041	NORV	
	LIBER	50			50	LIBER	
COMMODITY TOTAL		1,380			1,380		TOTAL DE MARCHANDISE
FISH, SALTED OR CURED	GER	159			159	ALL	POISSON, SALE OU FUME
	NORW	195			195	NORV	
	LIBER	301			301	LIBER	
COMMODITY TOTAL		655			655		TOTAL DE MARCHANDISE
FISH, CANNED	GER	128			128	ALL	POISSON EN BOITES
	NORW	115			115	NORV	
	LIBER	188			188	LIBER	
COMMODITY TOTAL		431			431		TOTAL DE MARCHANDISE
SHELL FISH, NES	GER	2			2	ALL	MOLLUSQUES CRUST., NDA
BUTTER	NORW	3			3	NORV	BEURRE
MILK POWDER	GER	128			128	ALL	LAIT EN POUFRE
	NORW	554			554	NORV	
	LIBER	149			149	LIBER	
COMMODITY TOTAL		831			831		TOTAL DE MARCHANDISE
DAIRY PROD. EGGS, HONEY	NORW	10			10	NORV	PROD. LAIT., OEUF., MIEL
OATS	GER	14			14	ALL	AVOINE
	NORW	126			126	NORV	
	LIBER	10			10	LIBER	
COMMODITY TOTAL		150			150		TOTAL DE MARCHANDISE
CEREALS UNMILLED, NES	GER	17			17	ALL	CEREALES NON MOUL., NDA

TABLE 1. CARGOES LOADED AT CANADIAN PORTS FOR FOREIGN COUNTRIES.

TABLEAU 1. MARCHANDISES CHARGÉES DANS LES PORTS CANADIENS À DESTINATION DE PAYS ÉTRANGERS.

COUNTRY OF DESTINATION AND KIND OF CARGO	REGISTRY OF VESSEL	ATLANTIC ATLANTIQUE	GREAT LAKES GRANDS LACS	PACIFIC PACIFIQUE	TOTAL TOTAL	IMMATIC. DU NAVIRE	PAYS DE DESTINATION ET MARCHANDISE
LEE-WIND IS. CONT.							I. LEE-WIND. SUITE
COMMODITY TOTAL	NORW	14			14	NORV	
CORN MEAL AND FLOUR	GER	31			31	ALL	TOTAL DE MARCHANDISE SEMOULE, FARINE DE MAIS
	NORW	193			193	NORV	
	LIBER	86			86	LIBER	
COMMODITY TOTAL		25			25		TOTAL DE MARCHANDISE
CORN STARCH	LIBER	304			304	LIBER	FECULE DE MAIS
MALT AND MALT FLOUR	NORW	30			30	NORV	MALT ET FARINE DE MALT
WHEAT FLOUR	GER	295			295	ALL	FARINE DE BLE
	NORW	2,725			2,725	NORV	
	LIBER	6,241			6,241	LIBER	
COMMODITY TOTAL		1,143			1,143		TOTAL DE MARCHANDISE
CEREALS MILLED, NES	NORW	10,109			10,109	NORV	CEREALES MOULUES, NDA
BAKERY PROD. INC. FROZEN	NORW	120			120	NORV	PROD. POULE, PROD. CONG.
	LIBER	4			4	LIBER	
COMMODITY TOTAL		5			5		TOTAL DE MARCHANDISE
MACARONI, CEREAL PROD.	GER	86			86	ALL	PATES ALIM. PROD. CEREAL
	NORW	106			106	NORV	
	LIBER	20			20	LIBER	
COMMODITY TOTAL		212			212		TOTAL DE MARCHANDISE
DRIED FRUITS	LIBER	1			1	LIBER	FRUITS SECS
FRUIT JUICES	GER	11			11	ALL	JUS DE FRUIT
	NORW	109			109	NORV	
COMMODITY TOTAL		120			120		TOTAL DE MARCHANDISE
FRUITS, PREP. CANNED	GER	60			60	ALL	FRUITS PREP. EN BOITE
	LIBER	35			35	LIBER	
COMMODITY TOTAL		95			95		TOTAL DE MARCHANDISE
POTATOES	GER	86			86	ALL	POMMES DE TERRE
	NORW	81			81	NORV	
	LIBER	34			34	LIBER	
COMMODITY TOTAL		201			201		TOTAL DE MARCHANDISE
VEGETABLES, FRESH	GER	199			199	ALL	LEGUMES, FRAIS
	NORW	244			244	NORV	
	LIBER	31			31	LIBER	
COMMODITY TOTAL		474			474		TOTAL DE MARCHANDISE
VEGETABLES, DRIED	GER	101			101	ALL	LEGUMES, SECS
	NORW	269			269	NORV	
COMMODITY TOTAL		370			370		TOTAL DE MARCHANDISE
VEGETABLE PREP. NES	GER	186			186	ALL	PREP. DE LEGUMES NDA
	NORW	448			448	NORV	
	LIBER	74			74	LIBER	
COMMODITY TOTAL		708			708		TOTAL DE MARCHANDISE
SUGAR, NES	GER	443			443	ALL	SUCRE, NDA
	NETH	5			5	P.BAS	
	NORW	1,240			1,240	NORV	
	LIBER	389			389	LIBER	
COMMODITY TOTAL		2,077			2,077		TOTAL DE MARCHANDISE
SPICES	GER	7			7	ALL	EPICES
	NETH	3			3	P.BAS	
	NORW	59			59	NORV	
	LIBER	1			1	LIBER	
COMMODITY TOTAL		70			70		TOTAL DE MARCHANDISE
MISC. FOOD PREP. NES	GER	345			345	ALL	DIV. PREP. ALIM. NDA
	NORW	857			857	NORV	
	LIBER	3			3	LIBER	
COMMODITY TOTAL		1,205			1,205		TOTAL DE MARCHANDISE
GROUND CEREALS NES	GER	354			354	ALL	CEREALES MOULUES NDA
	NORW	713			713	NORV	
	LIBER	183			183	LIBER	
COMMODITY TOTAL		1,250			1,250		TOTAL DE MARCHANDISE
OIL SEED MEAL, CAKE NES	NORW	221			221	NORV	FAR. TOURT. OLEAG. NDA
	LIBER	25			25	LIBER	
COMMODITY TOTAL		246			246		TOTAL DE MARCHANDISE
FEEDS OF ANIMAL ORIGIN	GER	2			2	ALL	PROV. D'ORIGINE ANIMALE
	NORW	104			104	NORV	
COMMODITY TOTAL		106			106		TOTAL DE MARCHANDISE
CONC. COMPLETE FEEDS	GER	3			3	ALL	CONC., PROV. COMPLETES
	NORW	58			58	NORV	
	LIBER	9			9	LIBER	
COMMODITY TOTAL		70			70		TOTAL DE MARCHANDISE
NON-ALCOHOLIC BEVERAGE	GER	61			61	ALL	BOISSONS NON-ALCOOLIQ.
	NORW	491			491	NORV	
COMMODITY TOTAL		552			552		TOTAL DE MARCHANDISE
ALE, BEER, STOUT, PORTER	GER	14			14	ALL	ALE, BIÈRE, STOUT, PORTER
	NORW	36			36	NORV	
	LIBER	4			4	LIBER	
COMMODITY TOTAL		54			54		TOTAL DE MARCHANDISE
DIST. ALCOHOLIC BEV.	GER	3			3	ALL	BOISS. ALCOOL. DIST.
	NORW	8			8	NORV	
	LIBER	30			30	LIBER	
COMMODITY TOTAL		41			41		TOTAL DE MARCHANDISE
FLAXSEED	LIBER	14			14	LIBER	GRAINE DE LIN
PULPWOOD	DENMK	6,396			6,396	DANMK	BOIS À PÂTE
	GREEK	6,272			6,272	GREQC	
COMMODITY TOTAL		12,668			12,668		TOTAL DE MARCHANDISE
CRUDE WOOD MTL. NES	NORW	5			5	NORV	MATIÈRES BOIS BRUT NDA

TABLE 1. CARGOES LOADED AT CANADIAN PORTS FOR FOREIGN COUNTRIES.

TABEAU 1. MARCHANDISES CHARGÉES DANS LES PORTS CANADIENS A DESTINATION DE PAYS ÉTRANGERS.

COUNTRY OF DESTINATION AND KIND OF CARGO	REGISTRY OF VESSEL	ATLANTIC ATLANTIQUE	GREAT LAKES GRANDS LACS	PACIFIC PACIFIQUE	TOTAL TOTAL	IMMATIC. DU NAVIRE	PAYS DE DESTINATION ET MARCHANDISE
LEE-WIND IS. CONT. SALT	GER NORW LIBER	110 151 42			110 151 42	ALL NORV LIBER	I. LEEW-WIND. SUITE SEL
COMMODITY TOTAL		303			303		TOTAL DE MARCHANDISE
COTTON, TEXTILE WASTE	NORW	12			12	NORV	DECHETS DE COTON, TEXT.
WASTE AND SCRAP NES	NORW	49			49	NORV	DECHETS ET REBUTS NDA
LUMBER AND TIMBER	DENMK GER NORW LIBER			781	781 599 1,449 342	DANMK ALL NORV LIBER	BOIS D'OEUVRE ET CHARP.
COMMODITY TOTAL		2,390		781	3,171		TOTAL DE MARCHANDISE
SHINGLES AND SHAKES	GER NORW LIBER	97 365 10			97 365 10	ALL NORV LIBER	BAROEUX, BARO, FACADE
COMMODITY TOTAL		472			472		TOTAL DE MARCHANDISE
VENEER, PLYWOOD	GER NORW	28 51			28 51	ALL NORV	PLACAGES, CONTRE-PLAQ.
COMMODITY TOTAL		79			79		TOTAL DE MARCHANDISE
WOOD FAB. MATERIALS	GER NORW	52 16			52 16	ALL NORV	DEMI-PRODUITS EN BOIS
COMMODITY TOTAL		68			68		TOTAL DE MARCHANDISE
NEWSPRINT PAPER	GER NORW	54 94			54 94	ALL NORV	PAPIER JOURNAL
COMMODITY TOTAL		148			148		TOTAL DE MARCHANDISE
PAPER NES	GER NORW	42 179			42 179	ALL NORV	PAPIER NDA
COMMODITY TOTAL		221			221		TOTAL DE MARCHANDISE
PAPERBOARD	NORW	13			13	NORV	CARTON
BLDG. PAPER AND BOARD	GER NORW LIBER	223 340 85			223 340 85	ALL NORV LIBER	PLAQ. CONSTR., PAP/CART.
COMMODITY TOTAL		648			648		TOTAL DE MARCHANDISE
TEXTILE FAB. MTL NES	NORW	22			22	NORV	OUVR. EN MAT. TEXT. NDA
ANIMAL OILS, EXC. MARINE	GER NORW LIBER	62 44 32			62 44 32	ALL NORV LIBER	HUIL. ANIM. SAUF AN. MAR.
COMMODITY TOTAL		138			138		TOTAL DE MARCHANDISE
VEG. OILS, FATS NES	GER	10			10	ALL	HUIL. MAT. GRAS, VEG. NDA
SULPHURIC ACID	NORW	10			10	NORV	ACIDE SULFURIQUE
INORGANIC CHEMS. NES	NORW	22			22	NORV	PROD. CHIM. INORG. NDA
ORGANIC CHEMICALS NES	GER NORW	10 3			10 3	ALL NORV	PROD. CHIM. ORGAN. NDA
COMMODITY TOTAL		13			13		TOTAL DE MARCHANDISE
EXPLOS., FUSES, CAPS	OTHER	5			5	AUTRE	EXPLOS., AMORCES, DET.
FERTILIZERS NES	LIBER	5			5	LIBER	ENGRAIS CHIMIQUE NDA
AGRICULTURAL CHEMICALS	NORW	2			2	NORV	PROD. CHIM. AGRICOLES
PLASTIC MATERIALS	NORW LIBER	8 8			8 8	NORV LIBER	MATIERES PLASTIQUES
COMMODITY TOTAL		16			16		TOTAL DE MARCHANDISE
DYESTUFF, PIGMENT, PAINT	GER NORW LIBER CAN	14 28 2 3			14 28 2 3	ALL NORV LIBER CAN	MAT. COLOR. PIC. PEINTURE
COMMODITY TOTAL		47			47		TOTAL DE MARCHANDISE
CHEM. SPECIALTIES NES	GER NORW	3 5			3 5	ALL NORV	PROD. CHIM. SPECIAUX NDA
COMMODITY TOTAL		8			8		TOTAL DE MARCHANDISE
PETROL, COAL PROD. NES	GER NORW	3 10			3 10	ALL NORV	DERIVE PETR. CHARB. NDA
COMMODITY TOTAL		13			13		TOTAL DE MARCHANDISE
CASTINGS, FORGINGS	NORW	9			9	NORV	MOUL. PIECES FORGEES
BAR AND RODS, STEEL	NORW	140			140	NORV	BARRES ET TIGES ACIER
PLATE & SHEET STEEL	GER NORW	2 64			2 64	ALL NORV	TOLES, FEUILLES D'ACIER
COMMODITY TOTAL		66			66		TOTAL DE MARCHANDISE
STRUCTURAL SHAPES	GER LIBER	17 178			17 178	ALL LIBER	PROFILES DE CONSTRUCT.
COMMODITY TOTAL		195			195		TOTAL DE MARCHANDISE
PIPES, TUBES: IRON, STEEL	GER NORW LIBER	236 1,957 20			236 1,957 20	ALL NORV LIBER	TUYAUX, TUBES: FER, ACIER
COMMODITY TOTAL		2,213			2,213		TOTAL DE MARCHANDISE
WIRE	NORW	3			3	NORV	FIL METALLIQUE
ALUMINIUM	NORW	21			21	NORV	ALUMINIUM
LEAD AND ALLOYS	LIBER			552	552	LIBER	PLOMB ET ALLIAGES
ZINC AND ALLOYS	OTHER	490			490	AUTRE	ZINC ET ALLIAGES
METAL FAB. BASIC PROD.	GER NORW LIBER CAN	749 864 18 5			749 864 18 5	ALL NORV LIBER CAN	OUVR. DE BASE EN METAL
COMMODITY TOTAL		1,635			1,635		TOTAL DE MARCHANDISE
CEMENT	LIBER	4			4	LIBER	CIMENT
NON-MET. MIN. BASIC PROD	GER NORW LIBER	15 51 83			15 51 83	ALL NORV LIBER	PROD. MIN. NON-MET. BASE
COMMODITY TOTAL		149			149		TOTAL DE MARCHANDISE



TABLE 1. CARGOES LOADED AT CANADIAN PORTS FOR FOREIGN COUNTRIES.

TABLEAU 1. MARCHANDISES CHARGÉES DANS LES PORTS CANADIENS A DESTINATION DE PAYS ÉTRANGERS.

COUNTRY OF ORIGIN -AND KIND OF CARGO	REGISTRY OF VESSEL	ATLANTIC ATLANTIQUE	GREAT LAKES GRANDS LACS	PACIFIC PACIFIQUE	TOTAL TOTAL	IMMATIC. DU NAVIRE	PAYS DE DESTINATION ET MARCHANDISE
LEEW-WIND IS. CONT. MISC. FARRICATED PROD.	GER NORW	17 74			17 74	ALL NORW	I. LEEW-WIND. SUITE OUVRAGES DIVERS
COMMODITY TOTAL		91			91		TOTAL DE MARCHANDISE
TRACTORS	NORW	5			5	NORW	TRACTEURS
MACHINERY NES	GER NORW CAN	33 26 927			33 26 927	ALL NORW CAN	MACHINES NDA
COMMODITY TOTAL		986			986		TOTAL DE MARCHANDISE
PASS. AUTOS AND CHASSIS	GER NORW	3 34			3 34	ALL NORW	VOITURES PART., CHASSIS
COMMODITY TOTAL		37			37		TOTAL DE MARCHANDISE
TRUCKS AND CHASSIS	NORW CAN	2 5			2 5	NORW CAN	CAMIONS ET CHASSIS
COMMODITY TOTAL		7			7		TOTAL DE MARCHANDISE
MOTOR VEHICLE ENGINES	GER	38			38	ALL	MOTEURS DE VEH. AUTOM.
ROAD MOTOR VEH. NES	NORW CAN	2 5			2 5	NORW CAN	VEH. AUTOM. ROUTIERS NDA
COMMODITY TOTAL		7			7		TOTAL DE MARCHANDISE
RUBBER TIRES AND TUBES	GER NORW LIBER	68 399 85			68 399 85	ALL NORW LIBER	PNEUS, CHAMBRES A AIR
COMMODITY TOTAL		552			552		TOTAL DE MARCHANDISE
EQUIPMENT MISC.	GER NORW LIBER CAN	43 250 6 4			43 250 6 4	ALL NORW LIBER CAN	MATERIEL DIVERS
COMMODITY TOTAL		303			303		TOTAL DE MARCHANDISE
PERSONAL, HOUSEHOLD GOODS	GER NORW LIBER	82 120 13			82 120 13	ALL NORW LIBER	ART. PERS. ET MENAGERS
COMMODITY TOTAL		215			215		TOTAL DE MARCHANDISE
CONTAINERS, CLOSURES	NORW	196			196	NORW	CONTENEURS, FERMETURES
MISC. END PRODUCTS NES	GER NORW LIBER	34 305 10			34 305 10	ALL NORW LIBER	PRODUITS FINIS DIV. NDA
COMMODITY TOTAL		349			349		TOTAL DE MARCHANDISE
GENERAL CARGO	GER NORW LIBER	82 54 54			82 54 54	ALL NORW LIBER	MARCHANDISES DIVERSES
COMMODITY TOTAL		190			190		TOTAL DE MARCHANDISE
COUNTRY/REGION TOTAL		48,617*	*	1,333*	49,950*		TOTAL DE PAYS/REGION
TRINIDAD-TOBAG							TRINIDAD TOBAG
LIVE ANIMALS, NES	GER	5			5	ALL	ANIMAUX VIVANTS, NDA
MEAT, FRESH OR FROZEN	GER NETH NORW SWEDN LIBER OTHER	46 15 4 9 5 21			46 15 4 9 5 21	ALL P. BAS NORW SUEDE LIBER AUTRE	VIANDE, FRAICHE / CONG.
COMMODITY TOTAL		100			100		TOTAL DE MARCHANDISE
MEAT, CURED	GER NORW LIBER	806 650 447	107		913 650 447	ALL NORW LIBER	VIANDE FUMEE OU SALEE
COMMODITY TOTAL		1,903	107		2,010		TOTAL DE MARCHANDISE
MEAT AND MEAT PREP. NES	GER NORW LIBER OTHER	177 51 56 37			177 51 56 37	ALL NORW LIBER AUTRE	VIANDES ET PREP. NDA
COMMODITY TOTAL		321			321		TOTAL DE MARCHANDISE
FISH, FRESH OR FROZEN	GER NORW SWEDN LIBER U S A OTHER	847 979 32 165 34 184			847 979 32 165 34 184	ALL NORW SUEDE LIBER E-U AUTRE	POISSON, FRAIS OU CONG.
COMMODITY TOTAL		2,207		34	2,241		TOTAL DE MARCHANDISE
FISH, SALTED OR CURED	GER NORW SWEDN LIBER OTHER	518 652 3 216 3			518 652 3 216 3	ALL NORW SUEDE LIBER AUTRE	POISSON, SALE OU FUME
COMMODITY TOTAL		1,392			1,392		TOTAL DE MARCHANDISE
FISH, CANNED	GER NORW LIBER U S A	247 367 1 1			247 367 1 1	ALL NORW LIBER E-U	POISSON EN BOITES
COMMODITY TOTAL		615		35	650		TOTAL DE MARCHANDISE
SMALL FISH, NES	GER	7			7	ALL	MOLLUSQUES CRUST., NDA
MILK, POWDER	GER NORW SWEDN LIBER	174 146 6 111			174 146 6 111	ALL NORW SUEDE LIBER	LAIT EN POUDRE
COMMODITY TOTAL		437			437		TOTAL DE MARCHANDISE

TABLE 1. CARGOES LOADED AT CANADIAN PORTS FOR FOREIGN COUNTRIES.

TABLEAU 1. MARCHANDISES CHARGÉES DANS LES PORTS CANADIENS A DESTINATION DE PAYS ÉTRANGERS.

COUNTRY OF DESTINATION AND KIND OF CARGO	REGISTRY OF VESSEL	ATLANTIC ATLANTIQUE	GREAT LAKES GRANDS LACS	PACIFIC PACIFIQUE	TOTAL TOTAL	IMMATIC. DU NAVIRE	PAYS DE DESTINATION ET MARCHANDISE
TRINIDAD-TOBAG CDNT.	NORW	92			92	NORV	TRINIDAD TOBAG SUITE
DATPY PROD. EGGS, HONEY	OTHER	52			52	AUTRE	PROD. LAIT., OEUFs, MIEL
COMMODITY TOTAL		144			144		TOTAL DE MARCHANDISE
OATS	GER	462	114		576	ALL	AVOINE
	NORW	152			152	NORV	
	LIBER	117			117	LIBER	
	OTHER	36			36	AUTRE	
COMMODITY TOTAL		767	114		881		TOTAL DE MARCHANDISE
RYE	NORW	30			30	NORV	SEIGLE
WHEAT	GER	8			8	ALL	BLE
CERFALS UNMILLED, NES	GER	23			23	ALL	CERFALES NON MOUL., NDA
CORN MEAL AND FLOUR	GER	90			90	ALL	SEMIOULE, FARINE DE MAIS
	NORW	182			182	NORV	
COMMODITY TOTAL		272			272		TOTAL DE MARCHANDISE
MALT AND MALT FLOUR	GER	102			102	ALL	MALT ET FARINE DE MALT
WHEAT FLOUR	GER	2,866			2,866	ALL	FARINE DE BLE
	NETH	80			80	P. BAS	
	NORW	4,559			4,559	NORV	
	SWEDN	60			60	SUEDE	
	LIBER	1,440			1,440	LIBER	
	OTHER	391			391	AUTRE	
COMMODITY TOTAL		9,396			9,396		TOTAL DE MARCHANDISE
CERFALS MILLED, NES	GER	83			83	ALL	CEREALES MOULUES, NDA
BAKERY PROD. INC. FROZEN	GER	7			7	ALL	PROD. BOUL., PROD. CONG.
	NORW	5			5	NORV	
	SWEDN	248			248	SUEDE	
	LIBER	4			4	LIBER	
COMMODITY TOTAL		264			264		TOTAL DE MARCHANDISE
MACARONI, CEREAL PROD.	GER	157			157	ALL	PATES ALIM. PROD. CEREAL
	NORW	133			133	NORV	
	LIBER	139			139	LIBER	
COMMODITY TOTAL		429			429		TOTAL DE MARCHANDISE
APPLES	GER	205			205	ALL	POMMES
	NORW	84			84	NORV	
COMMODITY TOTAL		289			289		TOTAL DE MARCHANDISE
FROZEN FRUITS, BERRIES	NETH	20			20	P. BAS	FRUITS, BAIES CONGELÉS
FRUIT JUICES	GER	33			33	ALL	JUS DE FRUIT
	NORW	18			18	NORV	
COMMODITY TOTAL		51			51		TOTAL DE MARCHANDISE
FRUITS, PREP. CANNED	NORW	36			36	NORV	FRUITS PREP. EN BOITES
	U S A			4	4	E-U	
COMMODITY TOTAL		36		4	40		TOTAL DE MARCHANDISE
POTATOES	GER	1,269			1,269	ALL	POMMES DE TERRE
	NORW	855			855	NORV	
	SWEDN	25			25	SUEDE	
	LIBER	1,472			1,472	LIBER	
COMMODITY TOTAL		3,621			3,621		TOTAL DE MARCHANDISE
VEGETABLES, FRESH	GER	1,189			1,189	ALL	LEGUMES, FRAIS
	NORW	963			963	NORV	
	LIBER	255			255	LIBER	
	OTHER	65			65	AUTRE	
COMMODITY TOTAL		2,472			2,472		TOTAL DE MARCHANDISE
VEGETABLES, DRIED	GER	331	3,257		3,588	ALL	LEGUMES, SECS
	NORW	748			748	NORV	
	LIBER	206			206	LIBER	
	OTHER	85			85	AUTRE	
COMMODITY TOTAL		1,370	3,257		4,627		TOTAL DE MARCHANDISE
VEGETABLE PREP. NES	GER	223			223	ALL	PREP. DE LEGUMES NDA
	NORW	389			389	NORV	
	LIBER	20			20	LIBER	
	U S A			55	55	E-U	
	OTHER	1			1	AUTRE	
COMMODITY TOTAL		633		55	688		TOTAL DE MARCHANDISE
SUGAR, NES	GER	18			18	ALL	SUCRE, NDA
	NORW	47			47	NORV	
	SWEDN	3			3	SUEDE	
COMMODITY TOTAL		68			68		TOTAL DE MARCHANDISE
SYRUP	GER	35			35	ALL	SIROP
SUGAR PREPARATIONS	NORW	5			5	NORV	PREP. A BASE DE SUCRE
SPICES	GER	4			4	ALL	ÉPICES
	NORW	2			2	NORV	
	LIBER	7			7	LIBER	
COMMODITY TOTAL		13			13		TOTAL DE MARCHANDISE
VINEGAR	NORW	2			2	NORV	VINAIGRE
MISC. FOOD PREP. NES	DENMK		2		2	DANMK	DIV. PREP. ALIM. NDA
	GER	795	9		804	ALL	
	NORW	637			637	NORV	
	SWEDN	18			18	SUEDE	
	LIBER	214			214	LIBER	
	U S A			4	4	E-U	
	OTHER	58			58	AUTRE	
COMMODITY TOTAL		1,722	11	4	1,737		TOTAL DE MARCHANDISE
HAY, FORAGE, STRAW	GER	90			90	ALL	FOIN, FOURRAGE, PAILLE
	NORW	41			41	NORV	
	LIBER	20			20	LIBER	
COMMODITY TOTAL		151			151		TOTAL DE MARCHANDISE

TABLE 1. CARGOES LOADED AT CANADIAN PORTS FOR FOREIGN COUNTRIES.

TABLAU 1. MARCHANDISES CHARGÉES DANS LES PORTS CANADIENS A DESTINATION DE PAYS ÉTRANGERS.

COUNTRY OF DESTINATION AND KIND OF CARGO	REGISTRY OF VESSEL	ATLANTIC ATLANTIQUE	GREAT LAKES GRANDS LACS	PACIFIC PACIFIQUE	TOTAL TOTAL	IMMATIC. DU NAVIRE	PAYS DE DESTINATION ET MARCHANDISE
TRINIDAD-TOBAGO CONT. GRIND CEREALS NES	GER NORW LIBER	388 286 160			388 286 160	ALL NORV LIBER	TRINIDAD TOBAGO SUITE CEREALS MOULUES NDA
COMMODITY TOTAL		834			834		TOTAL DE MARCHANDISE
SOYA. OIL MEAL, CAKE	GER NORW	76 92			76 92	ALL NORV	FARINE TOURT.GR.SOYA
COMMODITY TOTAL		168			168		TOTAL DE MARCHANDISE
OIL SEED MEAL, CAKE NES	GER NORW LIBER	144 24 50			144 24 50	ALL NORV LIBER	FAR.TOURT.OLEAG.NDA
COMMODITY TOTAL		218			218		TOTAL DE MARCHANDISE
FEEDS OF ANIMAL ORIGIN CONC.COMPLETE FEEDS	GER GER NETH NORW LIBER OTHER	7 67 34 70 30 32			7 67 34 70 30 32	ALL ALL P.BAS NORV LIBER AUTRE	PROV.DORIGINE ANIMALE CONC.,PROV.COMPLETES
COMMODITY TOTAL		233			233		TOTAL DE MARCHANDISE
NON-ALCOHOLIC BEVERAGE	NORW LIBER	141 2			141 2	NORV LIBER	BOISSONS NON-ALCOOLIQ.
COMMODITY TOTAL		143			143		TOTAL DE MARCHANDISE
ALE, BEER, STOUT, PORTER DIST.ALCOHOLIC BEV.	GER NORW SWEDN LIBER	3 8 8 2			3 8 8 2	ALL NORV SUEDE LIBER	ALE,BIERE,STOUT,PORTER BOISS.ALCOOL.DIST.
COMMODITY TOTAL		18			18		TOTAL DE MARCHANDISE
TOBACCO NES	GER NORW LIBER OTHER	112 55 32 54			112 55 32 54	ALL NORV LIBER AUTRE	TABACS NDA
COMMODITY TOTAL		253			253		TOTAL DE MARCHANDISE
TEXTILE FIBRES NES	SWEDN OTHER	5 59			5 59	SUEDE AUTRE	FIBRES TEXTILES NDA
COMMODITY TOTAL		64			64		TOTAL DE MARCHANDISE
SALT	GER NORW	1 6			1 6	ALL NORV	SFL
COMMODITY TOTAL		7			7		TOTAL DE MARCHANDISE
COTON, TEXTILE WASTE	DENMK GER		15 51		15 116	DANMK ALL	DECHETS DE COTON,TEXT.
COMMODITY TOTAL		128			128		TOTAL DE MARCHANDISE
WASTE AND SCRAP NES	GER NETH NORW OTHER	88 20 154 11	66		88 20 154 11	ALL P.BAS NORV AUTRE	DECHETS ET REBUTS NDA
COMMODITY TOTAL		273			273		TOTAL DE MARCHANDISE
LEATHER	NORW	44			44	NORV	CUIR
LUMBER AND TIMBER	DENMK GER GEP GREEK NETH NORW LIBER U S A OTHER		4		4 676 34 60 346 222 36	DANMK ALL ALL GRECO P.BAS NORV LIBER E-U AUTRE	BOIS DOEUVRE ET CHARP.
COMMODITY TOTAL		1,340	4	2,355	3,699		TOTAL DE MARCHANDISE
SHINGLES AND SHAKES	GER NORW U S A	38 81			38 89 3	ALL NORV E-U	BARDEAUX,BARD.FACADE
COMMODITY TOTAL		119		11	130		TOTAL DE MARCHANDISE
VENEER, PLYWOOD	GER NORW LIBER U S A	50 51	15		65 107 51 4	ALL NORV LIBER E-U	PLACAGES,CONTRE-PLAQ.
COMMODITY TOTAL		101	15	111	227		TOTAL DE MARCHANDISE
WOOD FAB.MATERIALS	GER NORW	102 1	9		111 1	ALL NORV	DEMI-PRODUITS EN BOIS
COMMODITY TOTAL		103	9		112		TOTAL DE MARCHANDISE
NEWSPRINT PAPER	GER NORW LIBER U S A	2,168 1,604 1,373			2,168 1,604 1,373 970	ALL NORV LIBER E-U	PAPIER JOURNAL
COMMODITY TOTAL		5,145		970	6,115		TOTAL DE MARCHANDISE
PAPER NES	GER NORW LIBER U S A OTHER	535 923 354	2		537 923 354 124 45	ALL NORV LIBER E-U AUTRE	PAPIER NDA
COMMODITY TOTAL		1,857	2	124	1,983		TOTAL DE MARCHANDISE
PAPERBOARD	NORW OTHER	54 2			54 2	NORV AUTRE	CARTON
COMMODITY TOTAL		56			56		TOTAL DE MARCHANDISE
BLDG.PAPER AND BOARD	GER NETH NORW	219 100 3			219 100 27	ALL P.BAS NORV	PLAQ.CONSTR.,PAP/CART.
COMMODITY TOTAL		322		24	346		TOTAL DE MARCHANDISE



TABLE 1. CARGOES LOADED AT CANADIAN PORTS FOR FOREIGN COUNTRIES.

TABLEAU 1. MARCHANDISES CHARGÉES DANS LES PORTS CANADIENS A DESTINATION DE PAYS ÉTRANGERS.

COUNTRY OF DESTINATION AND KIND OF CARGO	REGISTRY OF VESSEL	ATLANTIC ATLANTIQUE	GREAT LAKES GRANDS LACS	PACIFIC PACIFIQUE	TOTAL TOTAL	IMMATIC. DU NAVIRE	PAYS DE DESTINATION ET MARCHANDISE
TRINIDAD-TOBAG CONT. WET MACHINE BOARD TEXTILE FAB.MTL NES	U S A DENMK GER NORW SWEDN LIBER OTHER		3 2	14	14 3 65 57 10 1 7	E-U DANMK ALL NORV SUEDE LIBER AUTRE	TRINIDAD TOBAG SUITE CARTON EN PATE PRESSE OUVR. EN MAT. TEXT. NDA
COMMODITY TOTAL		138	5		143		TOTAL DE MARCHANDISE
ANIMAL OILS, EXC. MARINE	DENMK GER NORW SWEDN LIBER OTHER	223 114 74 52 60	100 144		100 367 114 74 52 60	DANMK ALL NORV SUEDE LIBER AUTRE	HUIL. ANIM. SAUF AN. MAR.
COMMODITY TOTAL		523	244		767		TOTAL DE MARCHANDISE
OILS, FATS, WAXES NES	NORW GER NORW	24 6			24 6	NORV ALL NORV	HUIL. MAT. GRAS. CIRE NDA SELS METALLIQUES
COMMODITY TOTAL		56			56		TOTAL DE MARCHANDISE
INORGANIC CHEMS. NES	GER NORW SWEDN LIBER OTHER	164 92 12 2 5	20		184 92 12 2 5	ALL NORV SUEDE LIBER AUTRE	PRODD. CHIM. INORG. NDA
COMMODITY TOTAL		275	20		295		TOTAL DE MARCHANDISE
ORGANIC CHEMICALS NES	DENMK GER NORW SWEDN LIBER	53 25 1 2	40		4 133 25 1 2	DANMK ALL NORV SUEDE LIBER	PRODD. CHIM. ORGAN. NDA
COMMODITY TOTAL		81	84		165		TOTAL DE MARCHANDISE
FERTILIZERS NES	NORW	1			1	NORV	ENGRAIS CHIMIQUE NDA
AGRICULTURAL CHEMICALS	GER NORW	1 4	2		3 4	ALL NORV	PRODD. CHIM. AGRICOLES
COMMODITY TOTAL		5	2		7		TOTAL DE MARCHANDISE
PLASTIC MATERIALS	GER NORW LIBER OTHER	210 218 72 5			210 218 72 5	ALL NORV LIBER AUTRE	MATIERES PLASTIQUES
COMMODITY TOTAL		505			505		TOTAL DE MARCHANDISE
DYESTUFF, PIGMENT, PAINT	DENMK GER NORW LIBER OTHER	56 66 4 4	50		4 106 66 4 4	DANMK ALL NORV LIBER AUTRE	MAT. COLOR. PIG. PEINTURE
COMMODITY TOTAL		130	54		184		TOTAL DE MARCHANDISE
CHEM. SPECIALTIES NES	GER NORW SWEDN LIBER	95 124 7 89	9		104 124 7 89	ALL NORV SUEDE LIBER	PRODD. CHIM. SPECIAUX NDA
COMMODITY TOTAL		315	9		324		TOTAL DE MARCHANDISE
PETROL, COAL PROD. NES	NORW	10			10	NORV	DERIVE PETR. CHARB. NDA
BARNS AND RODS, STEEL	DENMK GER LIBER	1,024 49	83		1,024 83 49	DANMK ALL LIBER	BARRES ET TIGES ACIER
COMMODITY TOTAL		1,073	83		1,156		TOTAL DE MARCHANDISE
PLATE & SHEET STEEL	GER LIBER	27 42	32		59 42	ALL LIBER	TOLES, FEUILLES D'ACIER
COMMODITY TOTAL		69	32		101		TOTAL DE MARCHANDISE
STRUCTURAL SHAPES	GER LIBER	60 3	8		68 3	ALL LIBER	PROFILES DE CONSTRUCT.
COMMODITY TOTAL		63	8		71		TOTAL DE MARCHANDISE
PIPES, TUBES: IRDN, STEEL	DENMK GER NORW SWEDN LIBER CAN	29 86 48 51 300	39		8 68 86 48 51 300	DANMK ALL NORV SUEDE LIBER CAN	TUYAUX, TUBES: FER, ACIER
COMMODITY TOTAL		514	47		561		TOTAL DE MARCHANDISE
WIRE	NORW	53			53	NORV	FIL METALLIQUE
ALUMINUM	DENMK GER NORW SWEDN LIBER	266 404 1,371 94	1		4 267 404 1,371 94	DANMK ALL NORV SUEDE LIBER	ALUMINIUM
COMMODITY TOTAL		2,135	5		2,140		TOTAL DE MARCHANDISE
COPPER AND ALLOYS	GER	31			31	ALL	CUIVRE ET ALLIAGES
ZINC AND ALLOYS	NORW LIBER U S A	122 10			122 10	NORV LIBER E-U	ZINC ET ALLIAGES
COMMODITY TOTAL		132		7	139		TOTAL DE MARCHANDISE
METAL FAB. BASIC PROD.	GER NORW LIBER U S A OTHER	406 311 162 15	43		449 311 162 15	ALL NORV LIBER E-U AUTRE	OUVR. EN MAT. METAL
COMMODITY TOTAL		894	43	3	940		TOTAL DE MARCHANDISE

TABLE 1. CARGOES LOADED AT CANADIAN PORTS FOR FOREIGN COUNTRIES.

TABEAU 1. MARCHANDISES CHARGÉES DANS LES PORTS CANADIENS A DESTINATION DE PAYS ÉTRANGERS.

COUNTRY OF DESTINATION AND KIND OF CARGO	REGISTRY OF VESSEL	ATLANTIC ATLANTIQUE	GREAT LAKES GRANDS LACS	PACIFIC PACIFIQUE	TOTAL TOTAL	IMMATIC. DU NAVIRE	PAYS DE DESTINATION ET MARCHANDISE
TRINIDAD-TOBAG CONT.	GER	201			201	ALL	TRINIDAD TOBAG SUITE
BRICKS, TILES NES	DENMK		17		17	DANMK	BRIQUES, TUILES NDA
CEMENT BASIC PROD.	GER	206			206	ALL	OUVR. DE BASE CIMENT
NON-MET. MIN. BASIC PROD	NETH	155			155	P. BAS	PROD. MIN. NON-MET. BASE
	NORW	43			43	NDRV	
	LIBER	56			56	LIBER	
	OTHER	12			12	AUTRE	
COMMODITY TOTAL		472			472		TOTAL DE MARCHANDISE
MISC. FABRICATED PROD.	LIBER	34			34	LIBER	OUVRAGES DIVERS
MACHINERY NES	DENMK		7		7	DANMK	MACHINES NDA
	GER	235			235	ALL	
	NORW	31		1	32	NORV	
	LIBER	15			15	LIBER	
	U S A			3	3	E-U	
	OTHER	1			1	AUTRE	
COMMODITY TOTAL		282	7	4	293		TOTAL DE MARCHANDISE
PASS. AUTOS AND CHASSIS	GER	3			3	ALL	VOITURES PART., CHASSIS
	NORW	1			1	NORV	
COMMODITY TOTAL		4			4		TOTAL DE MARCHANDISE
MOTOR VEHICLE ENGINES	GER		4		4	ALL	MOTEURS DE VEH. AUTOM.
	NORW	2			2	NORV	
	OTHER	2			2	AUTRE	
COMMODITY TOTAL		4	4		8		TOTAL DE MARCHANDISE
SHIPS, AIRCRAFT, MIS. VEH	NORW	25			25	NORV	NAVIRES, AVIONS, VEH. DIV
RUBBER TIRES AND TUBES	GER	80			80	ALL	PNEUS, CHAMBRES A AIR
	SWEDN	4			4	SUEDE	
COMMODITY TOTAL		84			84		TOTAL DE MARCHANDISE
EQUIPMENT MISC.	GER	238	31		269	ALL	MATERIEL DIVERS
	NORW	175			175	NORV	
	SWEDN	9			9	SUEDE	
	LIBER	48			48	LIBER	
	U S A			1	1	E-U	
	OTHER	1,454			1,454	AUTRE	
COMMODITY TOTAL		1,924	31	1	1,956		TOTAL DE MARCHANDISE
PERSONAL IN-SHED GOODS	DENMK		10		10	DANMK	ART. PERS. ET MENAGERS
	GER	21	145		166	ALL	
	NORW	147			147	NORV	
	LIBER	5			5	LIBER	
	U S A			262	262	E-U	
	OTHER	23			23	AUTRE	
COMMODITY TOTAL		196	155	262	613		TOTAL DE MARCHANDISE
CONTAINERS, CLOSURES	GER	196	4		200	ALL	CONTENEURS, FERMETURES
	NORW	185			185	NORV	
	LIBER	22			22	LIBER	
	OTHER	5			5	AUTRE	
COMMODITY TOTAL		239	4		243		TOTAL DE MARCHANDISE
MISC. END PRODUCTS NES	GER	260			260	ALL	PRODUITS FINIS DIV. NDA
	NORW	251			251	NORV	
	SWEDN	2			2	SUEDE	
	LIBER	78			78	LIBER	
	U S A			16	16	E-U	
	OTHER	16			16	AUTRE	
COMMODITY TOTAL		607		16	623		TOTAL DE MARCHANDISE
GENERAL CARGO	DENMK		45		45	DANMK	MARCHANDISES DIVERSES
	GER	196			196	ALL	
	NETH	90			90	P. BAS	
	NORW	90			90	NORV	
	SWEDN	30			30	SUEDE	
	LIBER	10			10	LIBER	
	U S A			2	2	E-U	
	OTHER	80			80	AUTRE	
COMMODITY TOTAL		496	45	2	543		TOTAL DE MARCHANDISE
COUNTRY/REGION TOTAL		52,089*	4,484*	4,036*	60,609*		TOTAL DE PAYS/REGION
COSTA RICA							COSTA-RICA
FISH, FRESH OR FROZEN	NORW			1	1	NORV	POISSON, FRAIS OU CONG.
FISH, CANNED	DENMK			5	5	DANMK	POISSON EN BOITES
	NORW			7	7	NORV	
	U S A			1	1	E-U	
	OTHER			1	1	AUTRE	
COMMODITY TOTAL				14	14		TOTAL DE MARCHANDISE
MALT AND MALT FLOUR	DENMK			278	278	DANMK	MALT ET FARINE DE MALT
	NORW			111	111	NORV	
	U S A			1,264	1,264	E-U	
COMMODITY TOTAL				1,653	1,653		TOTAL DE MARCHANDISE
POTATOES	DENMK	449			449	DANMK	POMMES DE TERRE
	GREEK	214			214	GRECQ	
COMMODITY TOTAL		663			663		TOTAL DE MARCHANDISE
DRINK. ALCOHOLIC BEV. ASSISDS	U S A			1	1	E-U	BOISS. ALCOOL. OIST.
	DENMK			51	51	DANMK	AMIANTE
	GREEK	70			70	GRECQ	
	U S A			101	101	E-U	
	OTHER			101	101	AUTRE	
COMMODITY TOTAL		70		253	323		TOTAL DE MARCHANDISE

TABLE 1. CARGOES LOADED AT CANADIAN PORTS FOR FOREIGN COUNTRIES.

TABLEAU 1. MARCHANDISES CHARGÉES DANS LES PORTS CANADIENS A DESTINATION DE PAYS ÉTRANGERS.

COUNTRY OF DESTINATION AND KIND OF CARGO	REGISTRY OF VESSEL	ATLANTIC ATLANTIQUE	GREAT LAKES GRANDS LACS	PACIFIC PACIFIQUE	TOTAL TOTAL	IMMTRIC. DU NAVIRE	PAYS DE DESTINATION ET MARCHANDISE
<b>COSTA RICA</b>	<b>CONT.</b>						<b>COSTA-RICA</b>
PULP	GREEK	796			796	GRECQ	PATE
	SWEDN	1,126			1,126	SUEDE	
	OTHER	771			771	AUTRE	
<b>COMMODITY TOTAL</b>		<b>2,693</b>			<b>2,693</b>		<b>TOTAL DE MARCHANDISE</b>
NEWSPRINT PAPER	U K	998			998	P U	PAPIER JOURNAL
	DENMK			215	215	DANMK	
	GER	2,993			2,993	ALL	
	GREEK	1,482			1,482	GRECQ	
	NORW			533	533	NORV	
	LIBER	1,895			1,895	LIBER	
	U S A			212	212	F-U	
	OTHER	1,784			2,036	AUTRE	
<b>COMMODITY TOTAL</b>		<b>9,152</b>		<b>1,212</b>	<b>10,364</b>		<b>TOTAL DE MARCHANDISE</b>
PAPER NES	GREEK	4			4	GRECQ	PAPIER NDA
PAPERBOARD	U K	3,276			3,276	R U	CARTON
	GER	3,528			3,528	ALL	
	NETH	1,066			1,066	P.BAS	
	NORW	863			863	NORV	
	SWEDN	854			854	SUEDE	
<b>COMMODITY TOTAL</b>		<b>9,587</b>			<b>9,587</b>		<b>TOTAL DE MARCHANDISE</b>
TEXTILE FAB.MTL NES	NORW			12	12	NORV	OUVR. EN MAT. TEXT. NDA
INORGANIC CHEMS. NES	GREEK	10			10	GRECQ	PROD. CHIM. INORG. NDA
ORGANIC CHEMICALS NES	GREEK	6			6	GRECQ	PROD. CHIM. ORGAN. NDA
	U S A			82	82	E-U	
	OTHER			9	9	AUTRE	
<b>COMMODITY TOTAL</b>		<b>6</b>		<b>91</b>	<b>97</b>		<b>TOTAL DE MARCHANDISE</b>
EXPLOS., FUSES, CAPS	NETH	110			110	P.BAS	EXPLOS., AMORCES, DET.
	OTHER	222			222	AUTRE	
<b>COMMODITY TOTAL</b>		<b>332</b>			<b>332</b>		<b>TOTAL DE MARCHANDISE</b>
PRIMARY IRON, STEEL NES	U S A			222	222	E-U	FER, ACIER PRIMAIR. NDA
COPPER AND ALLOYS	GREEK	1			1	GRECQ	CUIVRE ET ALLIAGES
ZINC AND ALLOYS	U S A			331	331	F-U	ZINC ET ALLIAGES
PERSONAL, HOUSEHOLD GOODS	NORW			25	25	NORV	ART. PERS. ET MENAGERS
<b>COUNTRY/REGION TOTAL</b>		<b>22,518*</b>	<b>*</b>	<b>3,815*</b>	<b>26,333*</b>		<b>TOTAL DE PAYS/REGION</b>
<b>CUBA</b>							<b>CUBA</b>
CATTLE	OTHER	2,860			2,860	AUTRE	BOVINS
LIVE ANIMALS, NES	OTHER	276			276	AUTRE	ANIMAUX VIVANTS, NDA
MILK POWDER	OTHER	26,914			26,914	AUTRE	LAIT EN POUFRE
WHEAT	ITALY	49,015			49,015	ITAL	BLE
	OTHER	146,594			146,594	AUTRE	
<b>COMMODITY TOTAL</b>		<b>195,609</b>			<b>195,609</b>		<b>TOTAL DE MARCHANDISE</b>
WHEAT FLOUR	GREEK	10,470			10,470	GRECQ	FARINE DE BLE
	OTHER	258,526			258,526	AUTRE	
<b>COMMODITY TOTAL</b>		<b>268,996</b>			<b>268,996</b>		<b>TOTAL DE MARCHANDISE</b>
FROZEN FRUITS, BERRIES	OTHER	454			454	AUTRE	FRUITS, RAIES CONGELES
POTATOES	GREEK	3,130			3,130	GRECQ	POMMES DE TERRE
	OTHER	19,271			19,271	AUTRE	
<b>COMMODITY TOTAL</b>		<b>22,401</b>			<b>22,401</b>		<b>TOTAL DE MARCHANDISE</b>
VEGETABLES, DRIED	OTHER	212			212	AUTRE	LEGUMES, SECS
MISC. FOOD PREP. NES	OTHER	28			28	AUTRE	DIV. PREP. ALIM. NDA
GROUND CEPEALS NES	OTHER	63			63	AUTRE	CEREALES MOULUES NDA
CONC. COMPLETE FEEDS	OTHER	1,919			1,919	AUTRE	CONC., PROV. COMPLETES
ALE, BEER, STOUT, PORTER	OTHER	1			1	AUTRE	ALE, BIÈRE, STOUT, PORTER
BOLTS, ROUND TIMBER	OTHER	464			464	AUTRE	BILLETS, BOIS RONDS
SALT	OTHER	11,124			11,124	AUTRE	SFL
SULPHUR IN ORES	U K			5,300	5,300	R U	SOUFRE EN MINERAI
CRUDE NON-MET. MIN. NES	OTHER	29			29	AUTRE	MIN. NON-MET. BRUTS NDA
RAILWAY TIES	OTHER	1,684			1,684	AUTRE	TRAVERSES DE CH. FER
PULP	OTHER	780			780	AUTRE	PATE
PAPER NES	OTHER	1,530			1,530	AUTRE	PAPIER NDA
PAPERBOARD	OTHER	1			1	AUTRE	CARTON
ANIMAL OILS, EXC. MARINE	OTHER	4,897			4,897	AUTRE	HUIL. ANIM. SAUF AN. MAR.
INORGANIC CHEMS. NES	OTHER	30			30	AUTRE	PROD. CHIM. INORG. NDA
FERTILIZERS NES	OTHER	242			242	AUTRE	ENGRAIS CHIMIQUE NDA
AGRICULTURAL CHEMICALS	OTHER	2			2	AUTRE	PROD. CHIM. AGRICOLES
PLASTIC MATERIALS	OTHER	472			472	AUTRE	MATIERES PLASTIQUES
PLATE & SHEET STEEL	OTHER	98			98	AUTRE	TOLES, FEUILLES D'ACIER
RAILS & TRACK MATERIAL	OTHER	3,332			3,332	AUTRE	RAILS, MAT. VOIE FERREE
PIPES, TUBES: IRON, STEEL	OTHER	23			23	AUTRE	TUYAUX, TUBES: FER, ACIER
WIRE	OTHER	10			10	AUTRE	FIL METALLIQUE
COPPER AND ALLOYS	OTHER	8			8	AUTRE	CUIVRE ET ALLIAGES
METAL FAB. BASIC PROD.	OTHER	1,572	727		2,299	AUTRE	OUVR. DE BASE EN METAL
ASBESTOS BASIC PROD.	OTHER	47			47	AUTRE	OUVR. DE BASE AMIANTE
MISC. FABRICATED PROD.	OTHER	21			21	AUTRE	OUVRAGES DIVERS
TRACTORS	OTHER	2			2	AUTRE	TRACTEURS
MACHINERY NES	OTHER	533			533	AUTRE	MACHINES NDA
RAILWAY ROLLING STOCK	OTHER	717		2,508	3,225	AUTRE	MAT. ROUL. DE CH. DE FER
PASS. AUTOS AND CHASSIS	OTHER	11			11	AUTRE	VOITURES PART., CHASSIS
TRUCKS AND CHASSIS	OTHER	1			1	AUTRE	CAMIONS ET CHASSIS
MOTOR VEHICLE ENGINES	OTHER	866			866	AUTRE	MOTEURS DE VEH. AUTOM.
ROAD MOTOR VEH. NES	OTHER	130			130	AUTRE	VEH. AUTOM. ROUTIERS NDA
RUBBER TIRES AND TUBES	OTHER	8			8	AUTRE	PNEUS, CHAMBRES A AIR
EQUIPMENT MISC.	OTHER	10			10	AUTRE	MATERIEL DIVERS



TABLE 1. CARGOES LOADED AT CANADIAN PORTS FOR FOREIGN COUNTRIES.

TABEAU 1. MARCHANDISES CHARGÉES DANS LES PORTS CANADIENS A DESTINATION DE PAYS ÉTRANGERS.

COUNTRY OF DESTINATION AND KIND OF CARGO	REGISTRY OF VESSEL	ATLANTIC ATLANTIQUE	GREAT LAKES GRANDS LACS	PACIFIC PACIFIQUE	TOTAL TOTAL	IMMATIC. DU NAVIRE	PAYS DE DESTINATION ET MARCHANDISE
<b>CUBA</b>							<b>CUBA</b>
CONT. PERSONAL, HOUSEHOLD GOODS	OTHER	13			13	AUTRE	SUITE
CONTAINERS, CLOSURES	OTHER	4,354			4,354	AUTRE	APT. PERS. ET MENAGERS
MISC. FND PRODUCTS NES	OTHER	34			34	AUTRE	CONTENEURS, FERMETURES
GENERAL CARGO	OTHER	2,096			2,096	AUTRE	PRODUITS FINIS DIV. NDA
<b>COUNTRY/REGION TOTAL</b>		<b>554,874*</b>	<b>727*</b>	<b>7,808*</b>	<b>563,409*</b>		<b>TOTAL DE PAYS/REGION</b>
<b>DOMINICAN REP.</b>							<b>R. DOMINICAINE</b>
MEAT, CURED	NORW	3			3	NORV	VIANDE FUMÉE OU SALÉE
FISH, FRESH OR FROZEN	GER	128			128	ALL	POISSON, FRAIS OU CONG.
	NORW	1,095			1,095	NORV	
	LIBER	91			91	LIBER	
<b>COMMODITY TOTAL</b>		<b>1,314</b>			<b>1,314</b>		<b>TOTAL DE MARCHANDISE</b>
FISH, SALTED OR CURED	DENMK	55			55	DANMK	POISSON, SALE OU FUMÉ
	GER	104			104	ALL	
	NORW	352			352	NORV	
	LIBER	26			26	LIBER	
<b>COMMODITY TOTAL</b>		<b>537</b>			<b>537</b>		<b>TOTAL DE MARCHANDISE</b>
FISH, CANNED	GER	550			550	ALL	POISSON EN ROITES
	NORW	641			641	NORV	
	LIBER	83			83	LIBER	
<b>COMMODITY TOTAL</b>		<b>1,274</b>			<b>1,274</b>		<b>TOTAL DE MARCHANDISE</b>
MILK POWDER	GER	12			12	ALL	LAIT EN POUORE
DAIRY PROD. EGGS, HONEY	LIBER	19			19	LIBER	PROD. LAIT., ŒUFS, MIEL
OATS	GER	86	90		176	ALL	AVOINE
	NORW	175			175	NORV	
	LIBER	23			23	LIBER	
<b>COMMODITY TOTAL</b>		<b>284</b>	<b>90</b>		<b>374</b>		<b>TOTAL DE MARCHANDISE</b>
MALT AND MALT FLOUR	U K		273		273	R U	MALT ET FARINE DE MALT
	GER	444	192		636	ALL	
	NORW	180			180	NORV	
<b>COMMODITY TOTAL</b>		<b>624</b>	<b>465</b>		<b>1,089</b>		<b>TOTAL DE MARCHANDISE</b>
WHEAT FLOUR	GER	111			111	ALL	FARINE DE BLE
	NORW	120			120	NORV	
	LIBER	206			206	LIBER	
<b>COMMODITY TOTAL</b>		<b>437</b>			<b>437</b>		<b>TOTAL DE MARCHANDISE</b>
CEREALS MILLED, NES	GER	307			307	ALL	CEREALES MOULUES, NDA
	NORW	15			15	NORV	
	LIBER	13			13	LIBER	
<b>COMMODITY TOTAL</b>		<b>335</b>			<b>335</b>		<b>TOTAL DE MARCHANDISE</b>
MAC. PROD. CEREAL PROD.	NORW	19			19	NORV	PÂTES ALIM. PROD. CEREAL
FRUITS, PREP. CANNED	NORW	18			18	NORV	FRUITS PREP. EN BOITE
	LIBER	51			51	LIBER	
<b>COMMODITY TOTAL</b>		<b>69</b>			<b>69</b>		<b>TOTAL DE MARCHANDISE</b>
POTATOES	GER	454			454	ALL	POMMES DE TERRE
	NORW	653			653	NORV	
	LIBER	316			316	LIBER	
<b>COMMODITY TOTAL</b>		<b>1,423</b>			<b>1,423</b>		<b>TOTAL DE MARCHANDISE</b>
VEGETABLES, FRESH	GER	4			4	ALL	LEGUMES, FRAIS
VEGETABLE PREP. NES	GER	4			4	ALL	PREP. DE LEGUMES NDA
SUGAR, NES	NETH	1			1	P. BAS	SUCRE, NDA
	NORW	14			14	NORV	
<b>COMMODITY TOTAL</b>		<b>15</b>			<b>15</b>		<b>TOTAL DE MARCHANDISE</b>
SPICES	NORW	1			1	NORV	ÉPICES
MISC. FOOD PREP. NES	GER	44			44	ALL	DIV. PREP. ALIM. NDA
	NORW	49			49	NORV	
<b>COMMODITY TOTAL</b>		<b>93</b>			<b>93</b>		<b>TOTAL DE MARCHANDISE</b>
GROUND CEREALS NES	NORW	40			40	NORV	CEREALES MOULUES NDA
DIST. ALCOHOLIC BEV.	LIBER	1			1	LIBER	BOISS. ALCOOL. DIST.
ASBESTOS	NORW	518			518	NORV	AMIANTE
	LIBER	210			210	LIBER	
<b>COMMODITY TOTAL</b>		<b>728</b>			<b>728</b>		<b>TOTAL DE MARCHANDISE</b>
SALT	GER	50			50	ALL	SEL
CRUDE NON-MET. MIN. NES	LIBER	20			20	LIBER	MIN. NON-MET. BRUTS NDA
LUMBER AND TIMBER	NORW	84			84	NORV	BOIS D'ŒUVRE ET CHARP.
WOOD FAB. MATERIALS	NORW	20			20	NORV	DEMI-PRODUITS EN BOIS
NEWSPRINT PAPER	U K	742			742	R U	PAPIER JOURNAL
	GER	1,282			1,282	ALL	
	NORW	1,116			1,116	NORV	
	LIBER	2,003			2,003	LIBER	
	OTHER	805			805	AUTRE	
<b>COMMODITY TOTAL</b>		<b>5,948</b>			<b>5,948</b>		<b>TOTAL DE MARCHANDISE</b>
PAPER NES	GER	257			257	ALL	PAPIER NDA
	NORW	290			290	NORV	
	LIBER	124			124	LIBER	
	U S A				7	E-U	
<b>COMMODITY TOTAL</b>		<b>671</b>			<b>678</b>		<b>TOTAL DE MARCHANDISE</b>
PAPERBOARD	GER	12			12	ALL	CARTON
	LIBER	4			4	LIBER	
<b>COMMODITY TOTAL</b>		<b>16</b>			<b>16</b>		<b>TOTAL DE MARCHANDISE</b>
ALUM. PAPER AND BOARD	GER	53			53	ALL	PLAQ. CONST., PAP/CART.
	NORW	14			14	NORV	
<b>COMMODITY TOTAL</b>		<b>67</b>			<b>67</b>		<b>TOTAL DE MARCHANDISE</b>
NET MACHINE BOARD	NORW	26			26	NORV	CARTON EN PÂTE PRESSE
TEXTILE FAB. MTL NES	NORW	22			22	NORV	DUVR. EN MAT. TEXT. NDA

TABLE 1. CARGOES LOADED AT CANADIAN PORTS FOR FOREIGN COUNTRIES.

TABLEAU 1. MARCHANDISES CHARGÉES DANS LES PORTS CANADIENS A DESTINATION DE PAYS ÉTRANGERS.

COUNTRY OF DESTINATION AND KIND OF CARGO	REGISTRY OF VESSEL	ATLANTIC ATLANTIQUE	GREAT LAKES GRANDS LACS	PACIFIC PACIFIQUE	TOTAL TOTAL	IMMATIC. DU NAVIRE	PAYS DE DESTINATION ET MARCHANDISE
DOMINICAN REP. CONT.	GEP		1		1	ALL	R. DOMINICAINE SUITE
ANIMAL OILS, EXC. MARINE	GER	7	8		15	ALL	HUIL. ANIM. SAUF AN. MAR.
INORGANIC CHEMS. NES	NORW	29			29	NORV	PROD. CHIM. INORG. NOA
	LIBER	12			12	LIBER	
COMMODITY TOTAL		48	8		56		TOTAL DE MARCHANDISE
EXPLOS., FUSES, CAPS	OTHER	57			57	AUTRE	EXPLOS., AMORCES, DET.
AGRICULTURAL CHEMICALS	U K		550		550	R U	PROD. CHIM. AGRICOLES
PLASTIC MATERIALS	GER	2			2	ALL	MATIERES PLASTIQUES
DYESTUFF, PIGMENT, PAINT	GEP	1	5		6	ALL	MAT. COLOR. PIG. PEINTURE
	LIBER	1			1	LIBER	
COMMODITY TOTAL		2	5		7		TOTAL DE MARCHANDISE
PETROL, COAL, PROD. NES	NORW	1			1	NORV	DERIVE PETR. CHAPB. NOA
FERRON-ALLOYS	NORW	77			77	NORV	FERRO-ALLIAGES
PRIMARY IRON, STEEL NES	NORW	4,417			4,417	NORV	FER, ACIER PRIMAIR. NOA
CASTINGS, FORGINGS	NORW	40			40	NORV	MOUL. PIFCES FORGEES
	LIBER	121			121	LIBER	
COMMODITY TOTAL		161			161		TOTAL DE MARCHANDISE
BARNS AND RODS, STEEL	NORW	37			37	NORV	BARRES ET TIGES ACIER
PLATE & SHEET STEEL	NORW	11			11	NORV	TOLES, FEUILLES DACIER
	LIBER	18			18	LIBER	
COMMODITY TOTAL		29			29		TOTAL DE MARCHANDISE
STRUCTURAL SHAPES	DENMK	1,756			1,756	DANMK	PROFILES DE CONSTRUCT.
	GER	27			27	ALL	
	LIBER	14,127			14,127	LIBER	
COMMODITY TOTAL		15,910			15,910		TOTAL DE MARCHANDISE
PIPES, TUBES: IRON, STEEL	NORW	31			31	NORV	TUYAUX, TUBES: FER, ACIER
	LIBER	19			19	LIBER	
COMMODITY TOTAL		50			50		TOTAL DE MARCHANDISE
ALUMINIUM	GER	284			284	ALL	ALUMINIUM
	NORW	583			583	NORV	
	LIBER	100			100	LIBER	
COMMODITY TOTAL		967			967		TOTAL DE MARCHANDISE
COPPER AND ALLOYS	GER	19			19	ALL	CUIVRE ET ALLIAGES
	NORW	347			347	NORV	
	LIBER	113			113	LIBER	
COMMODITY TOTAL		479			479		TOTAL DE MARCHANDISE
ZINC AND ALLOYS	GER	198			198	ALL	ZINC ET ALLIAGES
	NORW	215			215	NORV	
COMMODITY TOTAL		413			413		TOTAL DE MARCHANDISE
METAL FAB. BASIC PRDD.	DENMK		3		3	DANMK	OUVR. DE BASE EN METAL
	GER	2	15		17	ALL	
	NORW	163		1	164	NORV	
	LIBER	137			137	LIBER	
	U S A			74	74	E-U	
COMMODITY TOTAL		302	18	75	395		TOTAL DE MARCHANDISE
BRICKS, TILES NES	NETH	1,142			1,142	P. BAS	BRIQUES, TUILES NOA
	NORW	72			72	NORV	
	LIBER	980			980	LIBER	
COMMODITY TOTAL		2,194			2,194		TOTAL DE MARCHANDISE
GLASS BASIC PRODUCTS	LIBER	29			29	LIBER	OUVR. DE BASE EN VERRE
CEMENT	LIBER	11			11	LIBER	CIMENT
NON-MET. MIN. BASIC PROD	GER	42			42	ALL	PROD. MIN. NON-MET. BASE
	NORW	51			51	NORV	
COMMODITY TOTAL		93			93		TOTAL DE MARCHANDISE
MACHINERY NES	GER	9			9	ALL	MACHINES NOA
	NORW	51			51	NORV	
	LIBER	312			312	LIBER	
	U S A			6	6	E-U	
COMMODITY TOTAL		372		6	378		TOTAL DE MARCHANDISE
PASS. AUTOS AND CHASSIS	NORW	32			32	NORV	VOITURES PART., CHASSIS
	LIBER	5			5	LIBER	
COMMODITY TOTAL		37			37		TOTAL DE MARCHANDISE
ROAD MOTOR VEH. NES	U S A			44	44	E-U	VEH. AUTOM. ROUTIERS NOA
RUBBER TIRES AND TUBES	GER	20			20	ALL	PNEUS, CHAMBRES A AIR
	NORW	74			74	NORV	
	LIBER	19			19	LIBER	
COMMODITY TOTAL		113			113		TOTAL DE MARCHANDISE
EQUIPMENT MISC.	NORW	64			64	NORV	MATERIEL DIVERS
	LIBER	407			407	LIBER	
	U S A			2	2	E-U	
COMMODITY TOTAL		471		2	473		TOTAL DE MARCHANDISE
PERSONAL, HSEHOLD GOODS	GER	7	4		11	ALL	ART. PERS. ET MENAGERS
	NORW	3			3	NORV	
	LIBER	27			27	LIBER	
	U S A			7	7	E-U	
COMMODITY TOTAL		37	4	7	48		TOTAL DE MARCHANDISE
FIREARMS, AMMUNITION	NORW	1			1	NORV	ARMES A FEU, MUNITIONS
MISC. END PRODUCTS NES	GER	11			11	ALL	PRODUITS FINIS DIV. NOA
	NORW	113			113	NORV	
	LIBER	40			40	LIBER	
COMMODITY TOTAL		164			164		TOTAL DE MARCHANDISE
GENERAL CARGO	DENMK		9		9	DANMK	MARCHANDISES DIVERSES
	GER	1			1	ALL	
	NETH	62			62	P. BAS	
	NORW	63			63	NORV	
	LIBER	184			184	LIBER	

TABLE 1. CARGOES LOADED AT CANADIAN PORTS FOR FOREIGN COUNTRIES.

TABLEAU 1. MARCHANDISES CHARGÉES DANS LES PORTS CANADIENS A DESTINATION DE PAYS ÉTRANGERS.

COUNTRY OF DESTINATION AND KIND OF CARGO	REGISTRY OF VESSEL	ATLANTIC ATLANTIQUE	GREAT LAKES GRANDS LACS	PACIFIC PACIFIQUE	TOTAL TOTAL	IMMATIC. DU NAVIRE	PAYS DE DESTINATION ET MARCHANDISE
DOMINICAN REP. CONT. COMMODITY TOTAL		310	9		319		R. DOMINICAINE SUITE TOTAL DE MARCHANDISE
COUNTRY/REGION TOTAL		40,944*	1,150*	141*	42,235*		TOTAL DE PAYS/REGION
EL SALVADOR FISH, CANNED	U S A			1	1	E-U	SALVADOR POISSON EN BOITES
MALT AND MALT FLOUR	DENMK			333	333	DANMK	MALT ET FARINE DE MALT
	NORW			222	222	NORV	
	U S A			2,617	2,617	E-U	
	OTHER			5	5	AUTRE	
COMMODITY TOTAL				3,177	3,177		TOTAL DE MARCHANDISE
SUGAR, NES	GREEK	13			13	GRECQ	SUCRE, NDA
ASBESTOS	U S A			472	472	E-U	AMIANTE
	OTHER			273	273	AUTRE	
COMMODITY TOTAL				745	745		TOTAL DE MARCHANDISE
PULP	GREEK	385			385	GRECQ	PATE
	U S A			1	1	E-U	
COMMODITY TOTAL		385		1	386		TOTAL DE MARCHANDISE
NEWSPRINT PAPER	U K			2,052	2,052	R U	PAPIER JOURNAL
	DENMK			359	359	DANMK	
	GREEK			2,193	2,193	GRECQ	
	NORW			870	870	NORV	
	LIBER	413			413	LIBER	
	JAPAN			2,096	2,096	JAPON	
	U S A			422	422	E-U	
	OTHER	2,800		1,322	4,122	AUTRE	
COMMODITY TOTAL		3,213		9,314	12,527		TOTAL DE MARCHANDISE
PAPER NES	OTHER			45	45	AUTRE	PAPIER NDA
PRIMARY IRON, STEEL NES	GREEK	2,200			2,200	GRECQ	FER, ACIER PRIMAIR. NDA
	LIBER	2,203			2,203	LIBER	
COMMODITY TOTAL		4,403			4,403		TOTAL DE MARCHANDISE
CASTINGS, FORGINGS	U S A			26	26	E-U	MOUL. PIECES FORGEES
MACHINERY NES	U S A			1	1	E-U	MACHINES NDA
PERSONAL, HOUSEHOLD GOODS	DENMK			245	245	DANMK	ART. PEPS. ET MENAGERS
	OTHER			191	191	AUTRE	
COMMODITY TOTAL				436	436		TOTAL DE MARCHANDISE
COUNTRY/REGION TOTAL		8,014*	*	13,746*	21,760*		TOTAL DE PAYS/REGION
FR. WEST INDIES MEAT AND MEAT PREP. NES	LIBER	18			18	LIBER	ANTILLES FR. VIANDES ET PREP. NDA
DRIED FRUITS	LIBER	1			1	LIBER	FRUITS SECS
SUGAR, NFS	LIBER	79			79	LIBER	SUCRE, NDA
LUMBER AND TIMBER	LIBER	31			31	LIBER	BOIS D'OEUVRE ET CHARP.
FLOORING	LIBER	78			78	LIBER	LAMES POUR PARQUET
PERSONAL, HOUSEHOLD GOODS	LIBER	3			3	LIBER	ART. PERS. ET MENAGERS
COUNTRY/REGION TOTAL		210*	*	*	210*		TOTAL DE PAYS/REGION
GUATEMALA FISH, CANNED	GER	23			23	ALL	GUATEMALA POISSON EN BOITES
	U S A			10	10	E-U	
COMMODITY TOTAL		23		10	33		TOTAL DE MARCHANDISE
MILK POWDER	GER	91			91	ALL	LAIT EN POUVRE
	GREEK	322			322	GRECQ	
COMMODITY TOTAL		413			413		TOTAL DE MARCHANDISE
OATS	GER	8			8	ALL	AVOINE
MALT AND MALT FLOUR	DENMK			1,396	1,396	DANMK	MALT ET FARINE DE MALT
	U S A			389	389	E-U	
	OTHER			56	56	AUTRE	
COMMODITY TOTAL				1,841	1,841		TOTAL DE MARCHANDISE
WHEAT FLOUR	GER	29			29	ALL	FARINE DE BLE
POTATOES	GER	70			70	ALL	POMMES DE TERRE
SUGAR, NES	GREEK	70			70	GRECQ	SUCRE, NDA
SYRUP	OTHER			1	1	AUTRE	SIROP
DIST. ALCOHOLIC BEV.	DENMK			2	2	DANMK	BOISS. ALCOOL. DIST.
ASBESTOS	DENMK			101	101	DANMK	AMIANTE
	GER	162			162	ALL	
	GREEK	236			236	GRECQ	
	NORW			151	151	NORV	
	U S A			100	100	E-U	
	OTHER			151	151	AUTRE	
COMMODITY TOTAL		398		503	901		TOTAL DE MARCHANDISE
PULP	GER	107			107	ALL	PATE
	GREEK	134			134	GRECQ	
COMMODITY TOTAL		241			241		TOTAL DE MARCHANDISE
NEWSPRINT PAPER	DENMK			1,749	1,749	DANMK	PAPIER JOURNAL
	GER	1,737			1,737	ALL	
	GREEK	1,082			1,082	GRECQ	
	NORW			1,112	1,112	NORV	
	U S A			197	197	E-U	
	OTHER			1,110	1,110	AUTRE	
COMMODITY TOTAL		2,819		4,168	6,987		TOTAL DE MARCHANDISE



TABLE 1. CARGOES LOADED AT CANADIAN PORTS FOR FOREIGN COUNTRIES.

TABLÉAU 1. MARCHANDISES CHARGÉES DANS LES PORTS CANADIENS A DESTINATION DE PAYS ÉTRANGERS.

COUNTRY OF DESTINATION AND KIND OF CARGO	REGISTRY OF VESSEL	ATLANTIC ATLANTIQUE	GREAT LAKES GRANDS LACS	PACIFIC PACIFIQUE	TOTAL TOTAL	IMMATIC. DU NAVIRE	PAYS DE DESTINATION ET MARCHANDISE
<b>GUATEMALA</b>							<b>GUATEMALA</b>
CONT.							SUITE
PAPER NES	GER	67			67	ALL	PAPIER NDA
	GREEK	562			562	GRECQ	
	OTHER			44	44	AUTRE	
COMMODITY TOTAL		629		44	673		TOTAL DE MARCHANDISE
TEXTILE FAB.MTL NES	GER	8			8	ALL	OUVR. EN MAT. TEXT. NDA
	GREEK	6			6	GRECQ	
COMMODITY TOTAL		14			14		TOTAL DE MARCHANDISE
INORGANIC CHEMS. NES	GER	6			6	ALL	PROD. CHIM. INORG. NDA
	GREEK	139			139	GRECQ	
COMMODITY TOTAL		145			145		TOTAL DE MARCHANDISE
ORGANIC CHEMICALS NES	DENMK			11	11	DANMK	PROD. CHIM. ORGAN. NDA
	GREEK	5			5	GRECQ	
	U S A			6	6	E-U	
	OTHER			10	10	AUTRE	
COMMODITY TOTAL		5		27	32		TOTAL DE MARCHANDISE
EXPLOS., FUSES, CAPS	OTHER	51			51	AUTRE	EXPLOS., AMORCES, DET.
FERTILIZERS NES	GREEK	4			4	GRECQ	ENGRAIS CHIMIQUE NDA
PLASTIC MATERIALS	GREEK	17			17	GRECQ	MATIERES PLASTIQUES
DYESTUFF, PIGMENT, PAINT	GER	5			5	ALL	MAT. COLOR. PIG. PEINTURE
	GREEK	109			109	GRECQ	
COMMODITY TOTAL		114			114		TOTAL DE MARCHANDISE
CHEM. SPECIALTIES NES	GER	1			1	ALL	PROD. CHIM. SPECIAUX NDA
	GREEK	64			64	GRECQ	
COMMODITY TOTAL		65			65		TOTAL DE MARCHANDISE
PLATE & SHEET STEEL	GREEK	83			83	GRECQ	TOLES, FEUILLES D'ACIER
STRUCTURAL SHAPES	GER	26			26	ALL	PROFILES DE CONSTRUCT.
	GREEK	6			6	GRECQ	
COMMODITY TOTAL		32			32		TOTAL DE MARCHANDISE
ALUMINIUM	GER	7			7	ALL	ALUMINIUM
	GREEK	20			20	GRECQ	
COMMODITY TOTAL		27			27		TOTAL DE MARCHANDISE
METAL FAB. BASIC PROD.	GREEK	23			23	GRECQ	OUVR. DE BASE EN METAL
BRICKS, TILES NES	GER	143			143	ALL	BRIQUES, TUILES NDA
CEMENT BASIC PROD.	GREEK	1			1	GRECQ	OUVR. DE BASE CIMENT
NON-MET. MIN. BASIC PROD.	GER	72			72	ALL	PROD. MIN. NON-MET. BASE
MISC. FABRICATED PROD.	GER	10			10	ALL	OUVRAGES DIVERS
MACHINERY NES	GREEK	116			116	GRECQ	MACHINES NDA
MOTOR VEHICLE ENGINES	GER	4			4	ALL	MOTEURS DE VEH. AUTOM.
EQUIPMENT MISC.	GREEK	9			9	GRECQ	MATERIEL DIVERS
PERSONAL, HOUSEHOLD GOODS	GER	2			2	ALL	ART. PERS. ET MENAGERS
	GREEK	1			1	GRECQ	
	NORW			3	3	NORV	
COMMODITY TOTAL		3		3	6		TOTAL DE MARCHANDISE
GENERAL CARGO	GER	168			168	ALL	MARCHANDISES DIVERSES
	GREEK	156			156	GRECQ	
COMMODITY TOTAL		324			324		TOTAL DE MARCHANDISE
<b>COUNTRY/REGION TOTAL</b>		<b>5,962*</b>	<b>*</b>	<b>6,599*</b>	<b>12,561*</b>		<b>TOTAL DE PAYS/REGION</b>
<b>HAITI, REP. OF</b>							<b>REP. D'HAITI</b>
FISH, SALTED OR CURED	DENMK	45			45	DANMK	POISSON, SALE OU FUME
	CAN	205			205	CAN	
COMMODITY TOTAL		250			250		TOTAL DE MARCHANDISE
WHEAT	U K	27,066			27,066	R U	BLE
	GER	9,582			9,582	ALL	
	SWEDN	10,000			10,000	SUEDE	
COMMODITY TOTAL		46,648			46,648		TOTAL DE MARCHANDISE
LUMBER AND TIMBER	NORW			5,968	5,968	NORV	BOIS D'OEUVRE ET CHARP.
PAPER NES	CAN	10			10	CAN	PAPIER NDA
EXPLOS., FUSES, CAPS	OTHER	91			91	AUTRE	EXPLOS., AMORCES, DET.
DYESTUFF, PIGMENT, PAINT	GER		1		1	ALL	MAT. COLOR. PIG. PEINTURE
STRUCTURAL SHAPES	CAN	50			50	CAN	PROFILES DE CONSTRUCT.
<b>COUNTRY/REGION TOTAL</b>		<b>47,049*</b>	<b>1*</b>	<b>5,968*</b>	<b>53,018*</b>		<b>TOTAL DE PAYS/REGION</b>
<b>HONDURAS</b>							<b>HONDURAS</b>
FISH, CANNED	GER	23			23	ALL	POISSON EN BOITES
	GREEK	32			32	GRECQ	
COMMODITY TOTAL		55			55		TOTAL DE MARCHANDISE
MILK POWDER	GER	92			92	ALL	LAIT EN POUORE
	GREEK	114			114	GRECQ	
COMMODITY TOTAL		206			206		TOTAL DE MARCHANDISE
OATS	GER	8			8	ALL	AVOINE
	U S A			32	32	E-U	
COMMODITY TOTAL		8		32	40		TOTAL DE MARCHANDISE
MALT AND MALT FLOUR	U S A			1,065	1,065	E-U	MALT ET FARINE DE MALT
WHEAT FLOUR	GER	13			13	ALL	FARINE DE BLE
	GREEK	19			19	GRECQ	
	U S A			167	167	E-U	
COMMODITY TOTAL		32		167	199		TOTAL DE MARCHANDISE
ASBESTOS	GER	23			23	ALL	AMIANTE
	GREEK	373			373	GRECQ	
	LIBER	1,257			1,257	LIBER	
COMMODITY TOTAL		1,653			1,653		TOTAL DE MARCHANDISE

TABLE 1. CARGOES LOADED AT CANADIAN PORTS FOR FOREIGN COUNTRIES.

TARLEAU 1. MARCHANDISES CHARGÉES DANS LES PORTS CANADIENS A DESTINATION DE PAYS ÉTRANGERS.

COUNTRY OR DESTINATION AND KIND OF CARGO	REGISTRY OF VESSEL	ATLANTIC ATLANTIQUE	GREAT LAKES GRANDS LACS	PACIFIC PACIFIQUE	TOTAL TOTAL	IMMATIC. DU NAVIRE	PAYS DE DESTINATION ET MARCHANDISE
<b>HONDURAS CONT.</b>							
NEWSPRINT PAPER	GER	1,442			1,442	ALL	HONDURAS SUITE
	GREEK	1,322			1,322	GRECQ	PAPIER JOURNAL
COMMODITY TOTAL		2,764			2,764		TOTAL DE MARCHANDISE
PAPER NES	GREEK	76			76	GRECQ	PAPIER NDA
	U S A			99	99	E-U	
COMMODITY TOTAL		76		99	175		TOTAL DE MARCHANDISE
PAPERBOARD	U K	1,514			1,514	R U	CARTON
OILS, FATS, WAXES NES	GREEK	6			6	GRECQ	HUIL. MAT. GRAS. CIRE NDA
INORGANIC CHEMS. NES	GREEK	5			5	GRECQ	PROD. CHIM. INORG. NDA
EXPLOS., FUSES, CAPS	NETH	126			126	P. BAS	EXPLOS., AMORCES, DET.
	OTHER	618			618	AUTRE	
COMMODITY TOTAL		744			744		TOTAL DE MARCHANDISE
PLASTIC MATERIALS	GREEK	26			26	GRECQ	MATIERES PLASTIQUES
DYESTUFF, PIGMENT, PAINT	GREEK	5			5	GRECQ	MAT. COLOR. PIG. PEINTURE
CHEM. SPECIALTIES NES	GREEK	25			25	GRECQ	PROD. CHIM. SPECIAUX NDA
PLATE & SHEET STEEL	GREEK	55			55	GRECQ	TOLES, FEUILLES DACIER
ALUMINUM	GER	7			7	ALL	ALUMINIUM
COPPER AND ALLOYS	GREEK	100			100	GRECQ	CUIVRE ET ALLIAGES
METAL FAB. BASIC PROD.	GREEK	1			1	GRECQ	OUVR. DE BASE EN METAL
BRICKS, TILES NES	GREEK	34			34	GRECQ	BRICKS, TUILLES NDA
	LIBER	62			62	LIBER	
COMMODITY TOTAL		96			96		TOTAL DE MARCHANDISE
TRACTORS	GREEK	9			9	GRECQ	TRACTEURS
PERSONAL, HOUSEHOLD GOODS	U S A			181	181	E-U	ART. PERS. ET MENAGERS
GENERAL CARGO	GER	57			57	ALL	MARCHANDISES DIVERSES
	GREEK	81			81	GRECQ	
COMMODITY TOTAL		138			138		TOTAL DE MARCHANDISE
COUNTRY/REGION TOTAL		7,525*	*	1,544*	9,069*		TOTAL DE PAYS/REGION
<b>MEXICO</b>							
CHEESE	U K	308			308	R U	MEXIQUE FROMAGE
MILK POWDER	U K	6,664			6,664	P U	LAIT EN POUFRE
	NORW	5,630			5,630	NORV	
COMMODITY TOTAL		12,294			12,294		TOTAL DE MARCHANDISE
DAIRY PROD. EGGS, HONEY	NORW	1,248			1,248	NORV	PROD. LAIT., OEUFS, MIEL
FRUIT JUICES	NORW	891			891	NORV	JUS DE FRUIT
DIST. ALCOHOLIC BEV.	NORW	1			1	NORV	BOISS. ALCOOL. DIST.
WAPSEED	U K			13,832	13,832	R U	GRAINE DE COLZA
TEXTILE FIBRES NES	NORW	1			1	NORV	FIBRES TEXTILES NDA
BLK. CROSS-BY-PRODUCTS	CAN	28,993			28,993	CAN	POUS. GUFUL. SCOR. PROD.
ASBESTOS	U K	51			51	R U	AMIANTE
	NORW	261			261	NORV	
COMMODITY TOTAL		312			312		TOTAL DE MARCHANDISE
LUMBER AND TIMBER	NORW	35			35	NORV	BOIS D'OEUVRE ET CHAPP.
WOOD FAB. MATERIALS	NORW	15			15	NORV	DEMI-PRODUITS EN BOIS
PULP	U K	750			750	R U	PATE
	DENMK			1,166	1,166	DANMK	
	GREEK	1,400			2,983	GRECQ	
	NORW	9,373			2,175	NORV	
	SWEDN			1,275	10,648	GRECQ	
	PANAM	907		1,773	1,773	SUEDE	
	OTHER	1,549			907	PANAM	
COMMODITY TOTAL		13,979		9,372	1,549	AUTRE	
NEWSPRINT PAPER	U K	29,013			23,351		TOTAL DE MARCHANDISE
	DENMK	1,720			32,863	R U	PAPIER JOURNAL
	GER	22,398			8,354	DANMK	
	GREEK			12,025	22,398	ALL	
	NORW	1,223			12,025	GRECQ	
	SWEDN			9,355	10,578	NORV	
	LIBER	2,760		8,816	8,816	SUEDE	
	OTHER	35,399			2,760	LIBER	
COMMODITY TOTAL		92,513		40,680	35,399	AUTRE	
TEXTILE FAB. MTL NES	NORW		2		133,193		TOTAL DE MARCHANDISE
OILS, FATS, WAXES NES	NORW	25			2	NORV	OUVR. EN MAT. TEXT. NDA
METALLIC SALTS	NORW	11	580		25	NORV	HUIL. MAT. GRAS. CIRE NDA
INORGANIC CHEMS. NES	U K	177			591	NORV	SELS METALLIQUES
	NORW	572			177	R U	PROD. CHIM. INORG. NDA
COMMODITY TOTAL		749			572	NORV	
ORGANIC CHEMICALS NES	NORW	63			65	NORV	TOTAL DE MARCHANDISE
POTASH	NORW		2		3	NORV	PROD. CHIM. ORGAN. NDA
SYNTHETIC RUBBER	NORW		64		3	NORV	POTASSE
CHEM. SPECIALTIES NES	NORW	60			64	NORV	CAOUTCHOUC SYNTHETIQUE
LUBRICATING OIL, GREASE	NORW	18			67	NORV	PROD. CHIM. SPECIAUX NDA
PETROL. COAL PROD. NES	NORW	11			18	NORV	HUIL. MAT. GRAS. CIRE NDA
PRIMARY IRON, STEEL NES	NORW	3			11	NORV	DERIVE PETR. CHARB. NDA
BARS AND RODS, STEEL	GER		3,198		3	NORV	FER, ACIER PRIMAIR. NDA
	GREEK		2,620		3,198	ALL	BARRES ET TIGES ACIER
COMMODITY TOTAL			5,818		2,620	GRECQ	
PLATE & SHEET STEEL	GREEK	50			5,818		TOTAL DE MARCHANDISE
	NORW	2,159	10,273		50	GRECQ	TOLES, FEUILLES DACIER
COMMODITY TOTAL		2,209	10,273		12,482	NORV	
ALUMINUM	NORW	7			7	NORV	TOTAL DE MARCHANDISE
NICKEL AND ALLOYS	NORW	1	7	219	227	NORV	ALUMINIUM
ZINC AND ALLOYS	NORW	6	6		12	NORV	NICKEL ET ALLIAGES
							ZINC ET ALLIAGES

TABLE 1. CARGOES LOADED AT CANADIAN PORTS FOR FOREIGN COUNTRIES.

TABLEAU 1. MARCHANDISES CHARGÉES DANS LES PORTS CANADIENS A DESTINATION DE PAYS ÉTRANGERS.

COUNTRY OF DESTINATION AND KIND OF CARGO	REGISTRY OF VESSEL	ATLANTIC ATLANTIQUE	GREAT LAKES GRANDS LACS	PACIFIC PACIFIQUE	TOTAL TOTAL	IMMATIC. DU NAVIRE	PAYS DE DESTINATION ET MARCHANDISE
<b>MEXICO CONT.</b>							<b>MEXIQUE SUITE</b>
NON-FERROUS METALS NES	NORW		6	16	22	NORV	METEAUX NON-FERREUX NDA
METAL FAB. BASIC PRD.	NORW	47			47	NORV	OUV. DE BASE EN METAL
CEMENT	CAN			16,000	16,000	CAN	CEMENT
MACHINERY NES	NORW	21	23	22	66	NORV	MACHINES NDA
	CAN			500	500	CAN	
COMMODITY TOTAL		21	23	522	566		TOTAL DE MARCHANDISE
SHIPS, AIRCRAFT, MIS. VEH	NORW	1			1	NORV	NAVIRES, AVIONS, VEH. DIV
EQUIPMENT MISC.	NORW			1	1	NORV	MATERIEL DIVERS
PERSONAL, HOUSEHOLD GOODS	GER	237			237	ALL	ART. PERS. ET MENAGERS
MISC. FNO PRODUCTS NES	NORW	4			4	NORV	PRODUITS FINIS DIV. NDA
GENERAL CARGO	U K	16			16	R U	MARCHANDISES DIVERSES
	GER	5			5	ALL	
	NORW	34			34	NORV	
COMMODITY TOTAL		55			55		TOTAL DE MARCHANDISE
COUNTRY/REGION TOTAL		154,118*	16,784*	80,649*	251,551*		TOTAL DE PAYS/REGION
<b>NETH. ANTILLES</b>							<b>ANTILLES NEERL</b>
MEAT, FRESH OR FROZEN	DENMK		6		6	DANMK	VIANDE, FRAICHE / CONG.
	SWEDN	1			1	SUEDE	
COMMODITY TOTAL		1	6		7		TOTAL DE MARCHANDISE
MEAT, CURED	NETH	17			17	P.BAS	VIANDE FUMEE OU SALEE
	SWEDN	19			19	SUEDE	
	OTHER	10			10	AUTRE	
COMMODITY TOTAL		46			46		TOTAL DE MARCHANDISE
MEAT AND MEAT PREP. NES	GER	36			36	ALL	VIANDES ET PREP. NDA
	U S A			4	4	E-U	
	OTHER	7			7	AUTRE	
COMMODITY TOTAL		43		4	47		TOTAL DE MARCHANDISE
FISH, FRESH OR FROZEN	GER	256			256	ALL	POISSON, FRAIS OU CONG.
	ITALY			60	60	ITAL	
	SWEDN	212			212	SUEDE	
	U S A			3	3	E-U	
	OTHER	128			128	AUTRE	
COMMODITY TOTAL		596		63	659		TOTAL DE MARCHANDISE
FISH, SALTED OR CURED	SWEDN	12			12	SUEDE	POISSON, SALE OU FUME
	OTHER	32			32	AUTRE	
COMMODITY TOTAL		44			44		TOTAL DE MARCHANDISE
FISH, CANNED	GER	5			5	ALL	POISSON EN BOITES
	ITALY			38	38	ITAL	
	NORW			1	1	NORV	
	U S A			61	61	E-U	
COMMODITY TOTAL		5		100	105		TOTAL DE MARCHANDISE
MILK POWDER	GREEK	8			8	GRFCO	LAIT EN POUFRE
	SWEDN	5			5	SUEDE	
	OTHER	3			3	AUTRE	
COMMODITY TOTAL		16			16		TOTAL DE MARCHANDISE
MALT AND MALT FLOUR	GER	288			288	ALL	MALT ET FARINE DE MALT
	OTHER	20			20	AUTRE	
COMMODITY TOTAL		308			308		TOTAL DE MARCHANDISE
WHEAT FLOUR	GER	99			99	ALL	FARINE DE BLE
	ITALY			54	54	ITAL	
	NETH	184			184	P.BAS	
	SWEDN	326			326	SUEDE	
	LIBER	49			49	LIBER	
	U S A			75	75	E-U	
	OTHER	319			319	AUTRE	
COMMODITY TOTAL		977		129	1,106		TOTAL DE MARCHANDISE
BAKERY PROD. INC. FROZEN	SWEDN	7			7	SUEDE	PROD. BOUL., PROD. CONG.
	OTHER	9			9	AUTRE	
COMMODITY TOTAL		16			16		TOTAL DE MARCHANDISE
MACARONI, CEREAL PROD.	SWEDN	5			5	SUEOE	PATES ALIM. PROD. CERFAL
	OTHER	3			3	AUTRE	
COMMODITY TOTAL		8			8		TOTAL DE MARCHANDISE
FRUIT JUICES	OTHER	4			4	AUTRE	JUS DE FRUIT
NUTS, EXC. OIL NUTS NES	SWEDN	3			3	SUEDE	NOIX, SAUF OLEAG. NDA
VEGETABLES, FROZEN	GER	1			1	ALL	LEGUMES, CONGELES
	SWEDN	6			6	SUEDE	
COMMODITY TOTAL		7			7		TOTAL DE MARCHANDISE
VEGETABLE PREP. NES	SWEDN	22			22	SUEDE	PREP. DE LEGUMES NDA
SUGAR, NES	GER	197			197	ALL	SUCRE, NDA
	NETH	489			489	P.BAS	
	SWEDN	133			133	SUEDE	
	LIBER	1,074			1,074	LIBER	
	OTHER	756			756	AUTRE	
COMMODITY TOTAL		2,649			2,649		TOTAL DE MARCHANDISE
SUGAR PREPARATIONS	SWEDN	2			2	SUEDE	PREP. A BASE DE SUCRE
	OTHER	3			3	AUTRE	
COMMODITY TOTAL		5			5		TOTAL DE MARCHANDISE
SPICES	SWEDN	3			3	SUEDE	SPICES
MISC. FOOD PREP. NES	DENMK		6		6	DANMK	DIV. PREP. ALIM. NDA
	GER	14			14	ALL	
	NETH	12			12	P.BAS	
	SWEDN	8			8	SUEDE	
	U S A			7	7	E-U	



TABLE 1. CARGOES LOADED AT CANADIAN PORTS FOR FOREIGN COUNTRIES.

TABLEAU 1. MARCHANDISES CHARGÉES DANS LES PORTS CANADIENS A DESTINATION DE PAYS ÉTRANGERS.

COUNTRY OF DESTINATION AND KIND OF CARGO	REGISTRY OF VESSEL	ATLANTIC ATLANTIQUE	GREAT LAKES GRANDS LACS	PACIFIC PACIFIQUE	TOTAL TOTAL	IMMATIC. DU NAVIRE	PAYS DE DESTINATION ET MARCHANDISE
NETH. ANTILLES CONT.							ANTILLES NEERL SUITE
COMMODITY TOTAL	OTHER	21			21	AUTRE	
HAY, FORAGE, STRAW	GER	34	6	7	68	ALL	TOTAL DE MARCHANDISE FOIN, FOURRAGE, PAILLE
	LIBER	36			36	LIBER	
	OTHER	26			26	AUTRE	
COMMODITY TOTAL		96			96		TOTAL DE MARCHANDISE CONC., PROV. COMPLETES
CONC. COMPLETE FEEDS	OTHER	30			30	AUTRE	BOISSONS NON-ALCOOLIQ.
NON-ALCOHOLIC BEVERAGE	GER	9			9	ALL	BOISS. ALCOOL. DIST.
DIST. ALCOHOLIC BEV.	GER	7			7	ALL	
	SWEDN	12			12	SUEDE	
	OTHER	28			28	AUTRE	
COMMODITY TOTAL		47			47		TOTAL DE MARCHANDISE TABACS NDA
TORACCO NES	OTHER	2			2	AUTRE	SFL
SALT	SWEDN	5			5	SUEDE	DECHETS DE COTON, TEXT.
COTTON, TEXTILE WASTE	NETH	12			12	P. BAS	
	SWEDN	23			23	SUEDE	
COMMODITY TOTAL		35			35		TOTAL DE MARCHANDISE DECHETS ET REBUTS NDA
WASTE AND SCRAP NES	GER	12			12	ALL	BOIS D'OEUVRE ET CHARP.
LUMBER AND TIMBER	ITALY			92	92	ITAL	PLACAGES, CONTRE-PLAQ.
VENER, PLYWOOD	ITALY			17	17	ITAL	DEMI-PRODUITS EN BOIS
WOOD FAB. MATERIALS	ITALY			4	4	ITAL	
	OTHER	2			2	AUTRE	
COMMODITY TOTAL		2		4	6		TOTAL DE MARCHANDISE PATE
PULP	LIBER	14			14	LIBER	PAPIER JOURNAL
NEWSPRINT PAPER	GER	70			70	ALL	
	GREEK	99			99	GPECQ	
	NETH	55			55	P. BAS	
	SWEDN	31			31	SUEDE	
	LIBER	89			89	LIBER	
	OTHER	82			82	AUTRE	
COMMODITY TOTAL		426			426		TOTAL DE MARCHANDISE PAPIER NDA
PAPER NES	SWEDN	3			3	SUEDE	
	OTHER	1			1	AUTRE	
COMMODITY TOTAL		4			4		TOTAL DE MARCHANDISE PLAQ. CONSTR., PAP/CART.
BLDG. PAPER AND BOARD	ITALY			100	100	ITAL	
	U S A			34	34	E-U	
COMMODITY TOTAL				134	134		TOTAL DE MARCHANDISE OUVR. EN MAT. TEXT. NDA
TEXTILE FAB. MTL NES	SWEDN	3			3	SUEDE	
	OTHER	1			1	AUTRE	
COMMODITY TOTAL		4			4		TOTAL DE MARCHANDISE ACIDE SULFURIQUE
SULPHURIC ACID	OTHER	11			11	AUTRE	PROD. CHIM. INORG. NDA
INORGANIC CHEMS. NES	NETH	1			1	P. BAS	
	LIBER	11			11	LIBER	
COMMODITY TOTAL		12			12		TOTAL DE MARCHANDISE EXPLOS., AMORCES, DET.
EXPLOS., FUSES, CAPS	OTHER	101			101	AUTRE	PROD. CHIM. AGRICOLES
AGRICULTURAL CHEMICALS	OTHER	3			3	AUTRE	MAT. COLOR. PIG. PEINTURE
DYESTUFF, PIGMENT, PAINT	SWEDN	9			9	SUEDE	MAZOUT
FUEL OIL	LIBER	2,621			2,621	LIBER	TUYAUX, TUBES: FER, ACIER
PIPES, TUBES: IRON, STEEL	NETH	996			996	P. BAS	
	SWEDN	600			600	SUEDE	
COMMODITY TOTAL		1,596			1,596		TOTAL DE MARCHANDISE FIL METALLIQUE
WIRE	ITALY			5	5	ITAL	ALUMINIUM
ALUMINUM	OTHER	1			1	AUTRE	CUIVRE ET ALLIAGES
COPPER AND ALLOYS	SWEDN	7			7	SUEDE	OUVR. DE BASE EN METAL
METAL FAB. BASIC PROD.	NETH	12			12	P. BAS	
	SWEDN	314			314	SUEDE	
	OTHER	1			1	AUTRE	
COMMODITY TOTAL		327			327		TOTAL DE MARCHANDISE BRIQUES, TUILES NDA
BRICKS, TILES NES	GER	43			43	ALL	CHAUX
LIME	SWEDN	2			2	SUEDE	VOITURES PART., CHASSIS
PASS. AUTOS AND CHASSIS	U S A			2	2	E-U	MOTEURS DE VEH. AUTOM.
MOTOR VEHICLE ENGINES	SWEDN	5			5	SUEDE	
	OTHER	9			9	AUTRE	
COMMODITY TOTAL		14			14		TOTAL DE MARCHANDISE PNEUS, CHAMBRES A AIR
RUBBER TIRES AND TUBES	GER	46			46	ALL	
	SWEDN	12			12	SUEDE	
	OTHER	18			18	AUTRE	
COMMODITY TOTAL		76			76		TOTAL DE MARCHANDISE MATERIEL DIVERS
EQUIPMENT MISC.	DENMK		2		2	DANMK	
	GER	22			22	ALL	
	GREEK	5			5	GRFCQ	
	NETH	11			11	P. BAS	
	SWEDN	11			11	SUEDE	
	OTHER	3			3	AUTRE	
COMMODITY TOTAL		52	2		54		TOTAL DE MARCHANDISE ART. PERS. ET MENAGERS
PERSONAL, HSEHOLD GOODS	ITALY			3	3	ITAL	
	SWEDN	5			5	SUEDE	
	LIBER	127			127	LIBER	
	U S A			3	3	E-U	
	OTHER	416			416	AUTRE	
COMMODITY TOTAL		548		6	554		TOTAL DE MARCHANDISE CONTENEURS, FERMETURES
CONTAINERS, CLOSURES	GER	140			140	ALL	
	NETH	164			164	P. BAS	
	SWEDN	12			12	SUEDE	
	OTHER	26			26	AUTRE	
COMMODITY TOTAL		342			342		TOTAL DE MARCHANDISE

TABLE 1. CARGOES LOADED AT CANADIAN PORTS FOR FOREIGN COUNTRIES.

TABLEAU 1. MARCHANDISES CHARGÉES DANS LES PORTS CANADIENS A DESTINATION DE PAYS ÉTRANGERS.

COUNTRY OF DESTINATION AND KIND OF CARGO	REGISTRY OF VESSEL	ATLANTIC ATLANTIQUE	GREAT LAKES GRANDS LACS	PACIFIC PACIFIQUE	TOTAL TOTAL	IMMATIC. DU NAVIRE	PAYS DE DESTINATION ET MARCHANDISE
<b>NETH. ANTILLES CONT.</b>							
MISC. END PRODUCTS NES	DENMK		2		2	DANMK	ANTILLES NEERL SUITE
	NETH	22			22	P.BAS	PRODUITS FINIS DIV.NDA
	SWEON	4			4	SUEDE	
	OTHER	4			4	AUTRE	
COMMODITY TOTAL		30	2		32		TOTAL DE MARCHANDISE
GENERAL CARGO	GER	125			125	ALL	MARCHANDISES DIVERSES
	NETH	203			203	P.BAS	
	SWEON	70			70	SUEDE	
	OTHER	160			160	AUTRE	
COMMODITY TOTAL		558			558		TOTAL DE MARCHANDISE
COUNTRY/REGION TOTAL		11,847*	16*	563*	12,426*		TOTAL DE PAYS/REGION
<b>NICARAGUA</b>							
FISH, CANNED	U S A			1	1	E-U	POISSON EN BOITES
OATS	DENMK			557	557	DANMK	AVOINE
MALT AND MALT FLOUR	DENMK			111	111	DANMK	MALT ET FARINE DE MALT
	NORV			222	222	NORV	
	U S A			1,138	1,138	E-U	
COMMODITY TOTAL				1,471	1,471		TOTAL DE MARCHANDISE
SAUSAGE SKINS, CASINGS	DENMK			6	6	DANMK	BOYAUX A SAUCISSES
GROUND CEREALS NES	DENMK			1,121	1,121	DANMK	CEREALES MOULUES NDA
	NORV			1,113	1,113	NORV	
	OTHER			560	560	AUTRE	
COMMODITY TOTAL				2,794	2,794		TOTAL DE MARCHANDISE
ASBESTOS	GREEK	60			60	GREQC	AMIANTE
	U S A			115	115	E-U	
COMMODITY TOTAL		60		115	175		TOTAL DE MARCHANDISE
CLAY MATERIALS NFS	OTHER			15	15	AUTRE	MATIERES ARGIL, NDA
WASTE AND SCRAP NES	GREEK	40			40	GREQC	DECHETS ET REBUTS NDA
COOPERAGE STOCK	DENMK			5	5	DANMK	DEMI-PROD. TONNELLERIE
NEWSPRINT PAPER	DENMK			136	136	DANMK	PAPIER JOURNAL
	GREEK	1,880			1,880	GREQC	
	NORV			39	39	NORV	
	U S A			80	80	E-U	
	OTHER	880		63	943	AUTRE	
COMMODITY TOTAL		2,760		318	3,078		TOTAL DE MARCHANDISE
PAPER NES	OTHER			147	147	AUTRE	PAPIER NDA
ORGANIC CHEMICALS NES	U S A			2	2	E-U	PROD. CHIM. ORGAN. NDA
	OTHER			1	1	AUTRE	
COMMODITY TOTAL				3	3		TOTAL DE MARCHANDISE
EXPLOS., FUSES, CAPS	NETH	140			140	P.BAS	EXPLOS., AMORCES, DET.
	OTHER	375			375	AUTRE	
COMMODITY TOTAL		515			515		TOTAL DE MARCHANDISE
BAR AND RODS, STEEL	LIBER	105			105	LIBER	BARRES ET TIGES ACIER
	U S A			8	8	E-U	
COMMODITY TOTAL		105		8	113		TOTAL DE MARCHANDISE
PLATE & SHEET STEEL	U S A			8	8	E-U	TOLES, FEUILLES D'ACIER
WIRE	GREEK	3			3	GREQC	FIL METALLIQUE
	U S A			2	2	E-U	
COMMODITY TOTAL		3		2	5		TOTAL DE MARCHANDISE
COPPER AND ALLOYS	U S A			12	12	E-U	CUIVRE ET ALLIAGES
METAL FAB. BASIC PROD.	GREEK	4			4	GREQC	OUVR. DE BASE EN METAL
PERSONAL, HOUSEHOLD GOODS	DENMK			230	230	DANMK	ART. PEPS. ET MENAGERS
	OTHER			186	186	AUTRE	
COMMODITY TOTAL				416	416		TOTAL DE MARCHANDISE
COUNTRY/REGION TOTAL		3,487*	*	5,878*	9,365*		TOTAL DE PAYS/REGION
<b>PANAMA</b>							
MEAT, FRESH OR FROZEN	U S A			1	1	E-U	VIANDE, FRAICHE / CONG.
MEAT, CURED	OTHER	5			5	AUTRE	VIANDE FUMEE OU SALEE
FISH, CANNED	U K			2	2	R U	POISSON EN BOITES
	NORV	28			30	NORV	
	U S A			1	1	E-U	
	OTHER	248			248	AUTRE	
COMMODITY TOTAL		276		5	281		TOTAL DE MARCHANDISE
BARLEY	NORV			52	52	NORV	ORGE
	U S A			20	20	E-U	
COMMODITY TOTAL				72	72		TOTAL DE MARCHANDISE
OATS	U K			131	131	R U	AVOINE
	NORV			1,045	1,045	NORV	
	U S A			442	442	E-U	
	OTHER	59			59	AUTRE	
COMMODITY TOTAL		59		1,618	1,677		TOTAL DE MARCHANDISE
CORN MEAL AND FLOUR	NORV			7	7	NORV	SEMOULE, FARINE DE MAIS
MALT AND MALT FLOUR	U S A			959	959	E-U	MALT ET FARINE DE MALT
WHEAT FLOUR	U S A			7	7	E-U	FARINE DE BLE
	OTHER	26			26	AUTRE	
COMMODITY TOTAL		26		7	33		TOTAL DE MARCHANDISE
APPLES	NORV			74	74	NORV	POMMES
	U S A			30	30	E-U	
COMMODITY TOTAL				104	104		TOTAL DE MARCHANDISE
POTATOES	NORV	178			178	NORV	POMMES DE TERRE

TABLE 1. CARGOES LOADED AT CANADIAN PORTS FOR FOREIGN COUNTRIES.

TABLÉAU 1. MARCHANDISES CHARGÉES DANS LES PORTS CANADIENS À DESTINATION DE PAYS ÉTRANGERS.

COUNTRY OF DESTINATION AND KIND OF CARGO	REGISTRY OF VESSEL	ATLANTIC ATLANTIQUE	GREAT LAKES GRANDS LACS	PACIFIC PACIFIQUE	TOTAL TOTAL	IMMATIC. DU NAVIRE	PAYS DE DESTINATION ET MARCHANDISE
<b>PANAMA</b>	<b>CONT.</b>						<b>PANAMA</b>
	PANAM	550			550	PANAM	
	CAN	577			577	CAN	
	OTHER	183			183	AUTRE	
<b>COMMODITY TOTAL</b>		<b>1,488</b>			<b>1,488</b>		<b>TOTAL DE MARCHANDISE</b>
VEGETABLES, FROZEN	OTHER	8			8	AUTRE	LÉGUMES, CONGÈLES
SUGAR, NES	NORW	10			10	NORV	SUCRE, NDA
	OTHER	85			85	AUTRE	
<b>COMMODITY TOTAL</b>		<b>95</b>			<b>95</b>		<b>TOTAL DE MARCHANDISE</b>
MISC. FOOD PREP. NES	OTHER	14			14	AUTRE	DIV. PRÉP. ALIM. NDA
DIST. ALCOHOLIC BEV.	NORW	38			38	NORV	BOISS. ALCOOL. DIST.
	OTHER	96			96	AUTRE	
<b>COMMODITY TOTAL</b>		<b>134</b>			<b>134</b>		<b>TOTAL DE MARCHANDISE</b>
ASBESTOS	OTHER	292			292	AUTRE	AMIANTE
LUMBER AND TIMBER	OTHER	74			74	AUTRE	BOIS D'ŒUVRE ET CHARP.
FLOORING	U S A			5	5	E-U	LAMES POUR PARQUET
WOOD FAB. MATERIALS	OTHER	41			41	AUTRE	DÉMI-PRODUITS EN BOIS
PULP	U K			165	165	P. U	PÂTE
	NETH			163	163	P. BAS	
	NORW	705			705	NORV	
	SWEDN	668			668	SUEDE	
	U S A			164	164	E-U	
<b>COMMODITY TOTAL</b>		<b>1,373</b>		<b>492</b>	<b>1,865</b>		<b>TOTAL DE MARCHANDISE</b>
NEWSPRINT PAPER	GER	4,615			4,615	ALL	PAPIER JOURNAL
	GREEK	735			735	GPECQ	
	NORW	160		442	602	NORV	
	LIBER	1,270			1,270	LIBER	
	U S A			221	321	E-U	
	OTHER	1,934		175	2,109	AUTRE	
<b>COMMODITY TOTAL</b>		<b>8,714</b>		<b>938</b>	<b>9,652</b>		<b>TOTAL DE MARCHANDISE</b>
PAPER NES	DENMK	20			20	DANMK	PAPIER NDA
	NORW	21			21	NORV	
	U S A			42	42	E-U	
	OTHER	423			423	AUTRE	
<b>COMMODITY TOTAL</b>		<b>464</b>		<b>42</b>	<b>506</b>		<b>TOTAL DE MARCHANDISE</b>
REPERFORATED	U K	2,679			2,679	P. U	CARTON
	GER	639			639	ALL	
	NETH	712			712	P. BAS	
	NORW	666			666	NORV	
	SWEDN	648			648	SUEDE	
<b>COMMODITY TOTAL</b>		<b>5,344</b>			<b>5,344</b>		<b>TOTAL DE MARCHANDISE</b>
BLDG. PAPER AND BOARD	NORW			102	102	NORV	PLAQ. CONSTR., PAP/CART.
	OTHER	233			233	AUTRE	
<b>COMMODITY TOTAL</b>		<b>233</b>		<b>102</b>	<b>335</b>		<b>TOTAL DE MARCHANDISE</b>
CORDAGE, TWINE, ROPE	NORW			2	2	NORV	CORDAGE, FICELLE, CORDE
	U S A			4	4	E-U	
<b>COMMODITY TOTAL</b>				<b>6</b>	<b>6</b>		<b>TOTAL DE MARCHANDISE</b>
TEXTILE FAB. MTL NES	DENMK	12			12	DANMK	OUVR. EN MAT. TEXT. NDA
	OTHER	80			80	AUTRE	
<b>COMMODITY TOTAL</b>		<b>92</b>			<b>92</b>		<b>TOTAL DE MARCHANDISE</b>
ORGANIC CHEMICALS NES	OTHER	101			101	AUTRE	PROD. CHIM. ORGAN. NDA
DYESTUFF, PIGMENT, PAINT	NETH			1	1	P. BAS	MAT. COLOR, PIG. PEINTURE
PLATE & SHEET STEEL	NORW	213			213	NORV	TOLES, FEUILLES D'ACIER
	OTHER	51			51	AUTRE	
<b>COMMODITY TOTAL</b>		<b>264</b>			<b>264</b>		<b>TOTAL DE MARCHANDISE</b>
ALUMINUM	NORW	71		2	72	NORV	ALUMINIUM
	OTHER	232			232	AUTRE	
<b>COMMODITY TOTAL</b>		<b>303</b>		<b>2</b>	<b>305</b>		<b>TOTAL DE MARCHANDISE</b>
COPPER AND ALLOYS	DENMK	3			3	DANMK	CUIVRE ET ALLIAGES
	NORW	12		6	18	NORV	
	OTHER	330			330	AUTRE	
<b>COMMODITY TOTAL</b>		<b>345</b>		<b>6</b>	<b>351</b>		<b>TOTAL DE MARCHANDISE</b>
NON-FERROUS METALS NES	OTHER	11			11	AUTRE	MÉTAUX NON-FERREUX NDA
METAL FAB. BASIC PROD.	OTHER	5			5	AUTRE	OUVR. DE BASE EN MÉTAL
GLASS BASIC PRODUCTS	OTHER	13			13	AUTRE	OUVR. DE BASE EN VERRE
LIME	OTHER	40			40	AUTRE	CHAUX
NON-MET. MIN. BASIC PROD.	OTHER	11			11	AUTRE	PROD. MIN. NON-MÉT. BASE
MISC. FABRICATED PROD.	NORW			6	6	NORV	OUVRAGES DIVERS
	OTHER	40			40	AUTRE	
<b>COMMODITY TOTAL</b>		<b>40</b>		<b>6</b>	<b>46</b>		<b>TOTAL DE MARCHANDISE</b>
MACHINERY NES	NORW	29			29	NORV	MACHINES NDA
	OTHER	157			157	AUTRE	
<b>COMMODITY TOTAL</b>		<b>186</b>			<b>186</b>		<b>TOTAL DE MARCHANDISE</b>
MOTOR VEHICLE ENGINES	NORW	4			4	NORV	MOTEURS DE VEH. AUTOM.
	OTHER	7			7	AUTRE	
<b>COMMODITY TOTAL</b>		<b>11</b>			<b>11</b>		<b>TOTAL DE MARCHANDISE</b>
RUBBER TUBES AND TUBES	OTHER	44			44	AUTRE	PNEUS, CHAMBRES À AIR
EQUIPMENT MISC.	NORW	1		7	8	NORV	MATÉRIEL DIVERS
	OTHER	36			36	AUTRE	
<b>COMMODITY TOTAL</b>		<b>37</b>		<b>7</b>	<b>44</b>		<b>TOTAL DE MARCHANDISE</b>
PERSONAL, HOUSEHOLD GOODS	NETH			4	4	P. BAS	ART. PERS. ET MENAGERS
	OTHER	81			81	AUTRE	
<b>COMMODITY TOTAL</b>		<b>81</b>		<b>4</b>	<b>85</b>		<b>TOTAL DE MARCHANDISE</b>
CONTAINERS, CLOSURES	OTHER	7			7	AUTRE	CONTENEURS, FERMETURES
MISC. END PRODUCTS NES	NORW	1		1	2	NORV	PRODUITS FINIS DIV. NDA
	U S A			1	1	E-U	
	OTHER	39			39	AUTRE	
<b>COMMODITY TOTAL</b>		<b>40</b>		<b>2</b>	<b>42</b>		<b>TOTAL DE MARCHANDISE</b>



TABLE 1. CARGOES LOADED AT CANADIAN PORTS FOR FOREIGN COUNTRIES.

TABLEAU 1. MARCHANDISES CHARGÉES DANS LES PORTS CANADIENS A DESTINATION DE PAYS ÉTRANGERS.

COUNTRY OF DESTINATION AND KIND OF CARGO	REGISTRY OF VESSEL	ATLANTIC ATLANTIQUE	GREAT LAKES GRANDS LACS	PACIFIC PACIFIQUE	TOTAL TOTAL	IMMATIC. DU NAVIRE	PAYS DE DESTINATION ET MARCHANDISE
<b>PANAMA CONT.</b>							<b>PANAMA SUITE</b>
GENERAL CARGO	NORW	9			9	NORV	MARCHANDISES DIVERSES
	OTHER	122			122	AUTRE	
COMMODITY TOTAL		131			131		TOTAL DE MARCHANDISE
COUNTRY/REGION TOTAL		20,402*	*	4,386*	24,788*		TOTAL DE PAYS/REGION
<b>PUERTO RICO</b>							<b>PORTO-RICO</b>
MEAT, CURED	GER	47			47	ALL	VIANDE FUMÉE OU SALÉE
MEAT AND MEAT PREP. NES	NORW	22			22	NORV	VIANDES ET PREP. NDA
FISH, FRESH OR FROZEN	GER	1,090			1,090	ALL	POISSON, FRAIS OU CONG.
	NORW	2,050			2,050	NORV	
	LIBER	261			261	LIBER	
COMMODITY TOTAL		3,401			3,401		TOTAL DE MARCHANDISE
FISH, SALTED OR CURED	GER	574			574	ALL	POISSON, SALE OU FUMÉ
	NORW	452			452	NORV	
	LIBER	1,009			1,009	LIBEP	
	CAN	52			52	CAN	
COMMODITY TOTAL		2,087			2,087		TOTAL DE MARCHANDISE
FISH, CANNED	LIBER	50			50	LIBER	POISSON EN BOITES
OATS	GER	95			95	ALL	AVOÏNE
	NORW	425			425	NORV	
	LIBER	79			79	LIBER	
COMMODITY TOTAL		599			599		TOTAL DE MARCHANDISE
CORN MEAL AND FLOUR	GER	45			45	ALL	SEMOULE, FARINE DE MAÏS
MALT AND MALT FLOUR	GER	654			654	ALL	MALT ET FARINE DE MALT
	NETH	365			365	P.BAS	
	NORW	1,179			1,179	NORV	
	LIBER	398			398	LIBER	
	OTHER	95			95	AUTRE	
COMMODITY TOTAL		2,691			2,691		TOTAL DE MARCHANDISE
WHEAT FLOUR	GER	67			67	ALL	FARINE DE BLE
CEREALS MILLED, NES	GER	22			22	ALL	CEREALES MOULUES, NDA
	NORW	17			17	NORV	
COMMODITY TOTAL		39			39		TOTAL DE MARCHANDISE
BAKERY PROD. INC. FROZEN	GER	5			5	ALL	PROD. BOUL., PROD. CONG.
	NORW	3			3	NORV	
COMMODITY TOTAL		8			8		TOTAL DE MARCHANDISE
MACARONI, CEREAL PROD.	GER	24			24	ALL	PÂTES ALIM. PROD. CEREAL
	LIBER	75			75	LIBER	
COMMODITY TOTAL		99			99		TOTAL DE MARCHANDISE
POTATOES	U K	561			561	R U	POMMES DE TERRE
	DENMK	475			475	DANMK	
	GER	322			322	ALL	
	GREEK	1,000			1,000	GRECQ	
	NORW	175			175	NORV	
	LIBER	340			340	LIBER	
	PANAM	1,203			1,203	PANAM	
	CAN	14,961			14,961	CAN	
COMMODITY TOTAL		19,037			19,037		TOTAL DE MARCHANDISE
VEGETABLES, DRIED	GER	43			43	ALL	LEGUMES, SECS
MISC. FOOD PREP. NES	GER	107			107	ALL	DIV. PREP. ALIM. NDA
	NORW	71			71	NORV	
COMMODITY TOTAL		178			178		TOTAL DE MARCHANDISE
HAY, FORAGE, STRAW	GER	142			142	ALL	FOIN, FOURRAGE, PAILLE
	NORW	627			627	NORV	
	LIBER	191			191	LIBER	
	OTHER	103			103	AUTRE	
COMMODITY TOTAL		1,063			1,063		TOTAL DE MARCHANDISE
BRAN, SHORTS, MIDDINGS	NORW	24			24	NORV	SON, ISSUES DE CEREALES
GROUND CEREALS NES	NORW	118			118	NORV	CEREALES MOULUES NDA
	LIBER	122			122	LIBER	
COMMODITY TOTAL		240			240		TOTAL DE MARCHANDISE
CONC. COMPLETE FEEDS	NORW	22			22	NORV	CONC., PROD. COMPLETES
NON-ALCOHOLIC BEVERAGE	NORW	163			163	NORV	BOISSONS NON-ALCOOLIQ.
	LIBER	50			50	LIBER	
COMMODITY TOTAL		213			213		TOTAL DE MARCHANDISE
DIST. ALCOHOLIC BEV.	NORW	42			42	NORV	BOISS. ALCOOL. DIST.
	LIBER	100			100	LIBER	
COMMODITY TOTAL		142			142		TOTAL DE MARCHANDISE
RAW HIDES AND SKINS	NORW	22			22	NORV	PEAUX ET CUIRS BRUT
CRUDE WOOD MTL. NES	NORW	102			102	NORV	MATIERES BOIS BRUT NDA
	PANAM	40			40	PANAM	
COMMODITY TOTAL		142			142		TOTAL DE MARCHANDISE
ASBESTOS	GER	31			31	ALL	AMIANTE
	NORW	17			17	NORV	
COMMODITY TOTAL		48			48		TOTAL DE MARCHANDISE
SALT	GER	38			38	ALL	SFL
	NORW	68			68	NORV	
COMMODITY TOTAL		106			106		TOTAL DE MARCHANDISE
CRUDE NON-MET. MIN. NES	NETH	605			605	P.BAS	MIN. NON-MET. BRUTS NDA
	NORW	484			484	NORV	
	LIBER	1,108			1,108	LIBER	
COMMODITY TOTAL		2,197			2,197		TOTAL DE MARCHANDISE
COTTON, TEXTILE WASTE	GER	16			16	ALL	DECHETS DE COTON, TEXT.
LUMBER AND TIMBER	U K			36,536	36,536	R U	BOIS D'OEUVRE ET CHARP.

TABLE 1. CARGOES LOADED AT CANADIAN PORTS FOR FOREIGN COUNTRIES.

TABLEAU 1. MARCHANDISES CHARGÉES DANS LES PORTS CANADIENS A DESTINATION DE PAYS ÉTRANGERS.

COUNTRY OF DESTINATION AND KIND OF CARGO	REGISTRY OF VESSEL	ATLANTIC ATLANTIQUE	GREAT LAKES GRANDS LACS	PACIFIC PACIFIQUE	TOTAL TOTAL	IMMATIC. DU NAVIRE	PAYS DE DESTINATION ET MARCHANDISE
PUERTO RICO	CONT.						PORTO-RICO SUITE
	DENMK	274			274	DANMK	
	GER	729			729	ALL	
	GREEK			4,402	4,402	GRECQ	
	NORW	504		21,619	22,123	NORV	
	LIBER	492		24,103	24,595	LIBEP	
	OTHER	96			96	AUTRE	
COMMODITY TOTAL		1,585		90,960	92,545		TOTAL DE MARCHANDISE
SHINGLES AND SHAKES	GER	47			47	ALL	BARDEAUX, BARO. FACADE
WOOD FAB. MATERIALS	GER	45			45	ALL	DEMI-PRODUITS EN ROIS
	NORW	3			3	NORV	
COMMODITY TOTAL		48			48		TOTAL DE MARCHANDISE
PULP	GREEK	455			455	GRECQ	PATE
	NORW			6,105	6,105	NORV	
	LIBER	1,582			1,582	LIBER	
	CAN	975			975	CAN	
COMMODITY TOTAL		3,012		6,105	9,117		TOTAL DE MARCHANDISE
NEWSPRINT PAPER	U K	5,173			5,173	R U	PAPIER JOURNAL
	GER	5,191			5,191	ALL	
	GREEK	2,896			2,896	GRECQ	
	NORW	4,464			4,464	NORV	
	LIBER	4,844			4,844	LIBEP	
	CAN	4,329			4,329	CAN	
	OTHER	1,062			1,062	AUTRE	
COMMODITY TOTAL		27,959			27,959		TOTAL DE MARCHANDISE
PAPER NES	GER	24			24	ALL	PAPIER NDA
	NORW	124			124	NORV	
COMMODITY TOTAL		148			148		TOTAL DE MARCHANDISE
PAPERBOARD	NORW	43			43	NORV	CARTON
BLDG. PAPER AND BOARD	GER	47			47	ALL	PLAQ. CONSTR., PAP./CART.
	NORW	220			220	NORV	
COMMODITY TOTAL		267			267		TOTAL DE MARCHANDISE
SULPHURIC ACID	NORW	3,958			3,958	NORV	ACIDE SULFURIQUE
INORGANIC CHEMS. NES	NORW	22			22	NORV	PROD. CHIM. INORG. NDA
ORGANIC CHEMICALS NES	LIBER	23			23	LIBEP	PROD. CHIM. ORGAN. NDA
CHEM. SPECIALTIES NES	NORW	25			25	NORV	PROD. CHIM. SPECIAUX NDA
	LIBER	5			5	LIBER	
COMMODITY TOTAL		30			30		TOTAL DE MARCHANDISE
FERRO-ALLOYS	NORW	42			42	NORV	FERRO-ALLIAGES
BARNS AND RODS, STEEL	GER	11,997			11,997	ALL	BARRES ET TIGES ACIER
	NORW	55			55	NORV	
COMMODITY TOTAL		12,052			12,052		TOTAL DE MARCHANDISE
PLATE & SHEET STEEL	GER		2,032		2,032	ALL	TOLES, FEUILLES D'ACIER
	NORW	493			493	NORV	
	LIBER	451			451	LIBER	
COMMODITY TOTAL		944	2,032		2,976		TOTAL DE MARCHANDISE
STRUCTURAL SHAPES	NORW	35			35	NORV	PROFILES DE CONSTRUCT.
ALUMINIUM	NORW	171			171	NORV	ALUMINIUM
	LIBER	108			108	LIBER	
COMMODITY TOTAL		279			279		TOTAL DE MARCHANDISE
COPPER AND ALLOYS	GER	60			60	ALL	CUIVRE ET ALLIAGES
	NORW	381			381	NORV	
	LIBER	120			120	LIBER	
COMMODITY TOTAL		561			561		TOTAL DE MARCHANDISE
ZINC AND ALLOYS	OTHER	44			44	AUTRE	ZINC ET ALLIAGES
METAL FAB. BASIC PROD.	GER	85			85	ALL	OUVR. DE BASE EN METAL
	NORW	166			166	NORV	
	LIBER	41			41	LIBER	
COMMODITY TOTAL		292			292		TOTAL DE MARCHANDISE
BRICKS, TILES NES	GER	229			229	ALL	BRIQUES, TUILES NDA
	NORW	321			321	NORV	
COMMODITY TOTAL		550			550		TOTAL DE MARCHANDISE
CEMENT	GER	47			47	ALL	CIMENT
	NORW	41			41	NORV	
COMMODITY TOTAL		88			88		TOTAL DE MARCHANDISE
NON-MET. MIN. BASIC PROD.	NORW	37			37	NORV	PROD. MIN. NON-MET. BASE
MISC. FABRICATED PROD.	GER	78			78	ALL	OUVRAGES DIVERS
	LIBER	50			50	LIBER	
COMMODITY TOTAL		128			128		TOTAL DE MARCHANDISE
MACHINERY NES	NETH	2,066			2,066	P. BAS	MACHINES NDA
	NORW	209			209	NORV	
	OTHER	744			744	AUTRE	
COMMODITY TOTAL		3,019			3,019		TOTAL DE MARCHANDISE
PASS. AUTOS AND CHASSIS	GER	1	900		901	ALL	VOITURES PART., CHASSIS
	NORW	1,028	3,058		4,086	NORV	
	OTHER	738			738	AUTRE	
COMMODITY TOTAL		1,767	3,958		5,725		TOTAL DE MARCHANDISE
TRUCKS AND CHASSIS	NORW	408			408	NORV	CAMIONS ET CHASSIS
MOTOR VEHICLE ENGINES	NORW	2			2	NORV	MOTEURS DE VEH. AUTOM.
RUBBER TIRES AND TUBES	GER	3			3	ALL	PNEUS, CHAMBRES A AIR
	NORW	140			140	NORV	
COMMODITY TOTAL		143			143		TOTAL DE MARCHANDISE
EQUIPMENT MISC.	GER	2			2	ALL	MATERIEL DIVERS
	NORW	40			40	NORV	
	LIBER	30			30	LIBER	
COMMODITY TOTAL		72			72		TOTAL DE MARCHANDISE
PERSONAL, HOUSEHOLD GOODS	GER	47			47	ALL	ART. PERS. ET MENAGERS

TABLE 1. CARGOES LOADED AT CANADIAN PORTS FOR FOREIGN COUNTRIES.

TABLEAU 1. MARCHANDISES CHARGÉES DANS LES PORTS CANADIENS A DESTINATION DE PAYS ÉTRANGERS.

COUNTRY OF DESTINATION AND KIND OF CARGO	REGISTRY OF VESSEL	ATLANTIC ATLANTIQUE	GREAT LAKES GRANDS LACS	PACIFIC PACIFIQUE	TOTAL TOTAL	IMMATIC. DU NAVIRE	PAYS DE DESTINATION ET MARCHANDISE
<b>PUERTO RICO CONT.</b>							<b>PORTO-RICO SUITE</b>
COMMODITY TOTAL	NORW	105			105	NORV	TOTAL DE MARCHANDISE
CONTAINERS, CLOSURES	LIBER	152			152	LIBER	CONTENEURS, FERMETURES
MISC. FND PRODUCTS NES	GER	76			76	ALL	PRODUITS FINIS DIV. NDA
	GER	4			4	ALL	
	NORW	2			2	NORV	
COMMODITY TOTAL		6			6		TOTAL DE MARCHANDISE
GENERAL CARGO	GER	18			18	ALL	MARCHANDISES DIVERSES
	NORW	20			20	NORV	
COMMODITY TOTAL		38			38		TOTAL DE MARCHANDISE
<b>COUNTRY/REGION TOTAL</b>		<b>90,525*</b>	<b>5,990*</b>	<b>97,065*</b>	<b>193,580*</b>		<b>TOTAL DE PAYS/REGION</b>
<b>GREENLAND</b>							<b>GRDENLAND</b>
FUEL OIL	CAN	26			26	CAN	MAZOUT
GENERAL CARGO	CAN	12			12	CAN	MARCHANDISES DIVERSES
<b>COUNTRY/REGION TOTAL</b>		<b>38*</b>	<b>*</b>	<b>*</b>	<b>38*</b>		<b>TOTAL DE PAYS/REGION</b>
<b>ST. PIERRE-MIQ.</b>							<b>ST-PIERRE-MIQ.</b>
CATTLE	OTHER	190			190	AUTRE	BOVINS
MEAT, FRESH OR FROZEN	OTHER	324			324	AUTRE	VIANDE, FRAICHE / CONG.
FISH, FRESH OR FROZEN	OTHER	10			10	AUTRE	POISSON, FRAIS OU CONG.
LOBSTER	OTHER	6			6	AUTRE	HOMARD
DAIRY PROD. EGGS, HONEY	OTHER	43			43	AUTRE	PROD. LAIT., OEUFS, MIEL
WHEAT FLOUR	OTHER	384			384	AUTRE	FARINE OF BLE
FRESH FRUITS, BERRIES	OTHER	128			128	AUTRE	FRUITS, BAIES FRAIS
FRUITS, PREP. CANNED	OTHER	15			15	AUTRE	FRUITS PREP. EN BOITE
NUTS, EXC. OIL NUTS NES	OTHER	15			15	AUTRE	NOIX, SAUF OLEAG. NDA
POTATOES	OTHER	267			267	AUTRE	LEGUMES DE TERRE
VEGETABLES, FRESH	CAN	35			35	CAN	LEGUMES, FRAIS
	OTHER	1,277			1,277	AUTRE	
COMMODITY TOTAL		1,312			1,312		TOTAL DE MARCHANDISE
VEGETABLE PREP. NES	OTHER	34			34	AUTRE	PREP. DE LEGUMES NDA
SUGAR, NES	OTHER	230			230	AUTRE	SUCRE, NDA
SUGAR PREPARATIONS	CAN	2			2	CAN	PREP. A BASE DE SUCRE
MARGARINE	OTHER	19			19	AUTRE	MARGARINE
SHORTENING	OTHER	4			4	AUTRE	GRAISSE CULINAIRE
MISC. FOOD PREP. NES	CAN	40			40	CAN	DIV. PREP. ALIM. NDA
	OTHER	386			386	AUTRE	
COMMODITY TOTAL		426			426		TOTAL DE MARCHANDISE
HAY, FORAGE, STRAW	CAN	70			70	CAN	FOIN, FOURRAGE, PAILLE
	OTHER	1,748			1,748	AUTRE	
COMMODITY TOTAL		1,818			1,818		TOTAL DE MARCHANDISE
BRAN, SHORTS, MIDDINGS	OTHER	50			50	AUTRE	SOM, ISSUES DE CEREALES
GROUND CEREALS NES	OTHER	908			908	AUTRE	CEREALES MOULUES NDA
CONC. COMPLETE FEEDS	CAN	20			20	CAN	CONC., PROV. COMPLETEES
	OTHER	50			50	AUTRE	
COMMODITY TOTAL		70			70		TOTAL DE MARCHANDISE
NON-ALCOHOLIC BEVERAGE	CAN	101			101	CAN	BOISSONS NON-ALCOOLIQ.
	OTHER	84			84	AUTRE	
COMMODITY TOTAL		185			185		TOTAL DE MARCHANDISE
DIST. ALCOHOLIC BEV.	CAN	2			2	CAN	BOISS. ALCOOL. DIST.
	OTHER	4			4	AUTRE	
COMMODITY TOTAL		6			6		TOTAL DE MARCHANDISE
CIGARETTES	CAN	3			3	CAN	CIGARETTES
NURSERY, GREENHSE STOCK	OTHER	25			25	AUTRE	PROD. PEPINIERE, SERRE
COAL, BITUMINOUS	OTHER	970			970	AUTRE	CHARBON BITUMINEUX
WASTE AND SCRAP NES	OTHER	3			3	AUTRE	DECHETS ET REBUTS NDA
LUMBER AND TIMBER	CAN	181			181	CAN	BOIS D'OEUVRE ET CHARP.
	OTHER	1,198			1,198	AUTRE	
COMMODITY TOTAL		1,379			1,379		TOTAL DE MARCHANDISE
VENEER, PLYWOOD	OTHER	1			1	AUTRE	PLACAGES, CONTRE-PLAQ.
WOOD FAB. MATERIALS	OTHER	378			378	AUTRE	DEMI-PRODUITS EN BOIS
PAPER NES	CAN	4			4	CAN	PAPIER NDA
BLDG. PAPER AND BOARD	CAN	29			29	CAN	PLAQ. CONSTR., PAP/CART.
	OTHER	45			45	AUTRE	
COMMODITY TOTAL		74			74		TOTAL DE MARCHANDISE
WET MACHINE BOARD	OTHER	1			1	AUTRE	CARTON EN PATE PRESSE
TEXTILE FAB. MTL NES	CAN	18			18	CAN	OUVR. EN MAT. TEXT. NDA
	OTHER	20			20	AUTRE	
COMMODITY TOTAL		38			38		TOTAL DE MARCHANDISE
INORGANIC CHEMS. NES	OTHER	1			1	AUTRE	PROD. CHIM. INORG. NDA
DYESTUFF, PIGMENT, PAINT	CAN	8			8	CAN	MAT. COLOR. FIG. PEINTURE
	OTHER	6			6	AUTRE	
COMMODITY TOTAL		14			14		TOTAL DE MARCHANDISE
CHEM. SPECIALTIES NES	CAN	10			10	CAN	PROD. CHIM. SPECIAUX NDA
	OTHER	1			1	AUTRE	
COMMODITY TOTAL		11			11		TOTAL DE MARCHANDISE



TABLE 1. CARGOES LOADED AT CANADIAN PORTS FOR FOREIGN COUNTRIES.

TABEAU 1. MARCHANDISES CHARGÉES DANS LES PORTS CANADIENS A DESTINATION DE PAYS ÉTRANGERS.

COUNTRY OF DESTINATION AND KIND OF CARGO	REGISTRY OF VESSEL	ATLANTIC ATLANTIQUE	GREAT LAKES GRANDS LACS	PACIFIC PACIFIQUE	TOTAL TOTAL	IMMATIC. DU NAVIRE	PAYS DE DESTINATION ET MARCHANDISE
<b>ST. PIERRE-MIQ. CONT.</b>							
BASLINE	CAN	3,190			3,190	CAN	ST-PIERRE-MIQ. SUITE
	OTHER	367			367	AUTRE	ESSENCE
COMMODITY TOTAL		3,557			3,557		TOTAL DE MARCHANDISE
FUEL OIL	U K	4,054			4,054	R U	MAZOUT
	CAN	64,788			64,788	CAN	
	OTHER	1,301			1,301	AUTRE	
COMMODITY TOTAL		70,143			70,143		TOTAL DE MARCHANDISE
LUBRICATING OIL, GREASE	OTHER	368			368	AUTRE	HUILE, GRAISSE LUBRIF.
BITUMENS, ROAD OILS	CAN	148			148	CAN	ASPHALTE, BITUME LIQD.
	OTHER	40			40	AUTRE	
COMMODITY TOTAL		188			188		TOTAL DE MARCHANDISE
PETROL, COAL PROD. NES	CAN	24			24	CAN	DERIVE PETR., CHARB. NDA
	OTHER	20			20	AUTRE	
COMMODITY TOTAL		44			44		TOTAL DE MARCHANDISE
STRUCTURAL SHAPES	OTHER	10			10	AUTRE	PROFILES DE CONSTRUCT.
PIPIES, TUBES; IRON, STEEL	CAN	10			10	CAN	TUYAUX, TUBES; FER, ACIER
METAL FAB. BASIC PROD.	CAN	63			63	CAN	OUVR. DE BASE EN METAL
	OTHER	99			99	AUTRE	
COMMODITY TOTAL		162			162		TOTAL DE MARCHANDISE
BUILDING BRICK, CLAY	OTHER	28			28	AUTRE	BRIQ. A BATIR ARGILE
GLASS, BASIC PRODUCTS	OTHER	1			1	AUTRE	OUVR. DE BASE EN VERRE
LIME	CAN	8			8	CAN	CHAUX
NON-MET. MIN. BASIC PROD	OTHER	1			1	AUTRE	PROD. MIN. NON-MET. BASE
MISC. FABRICATED PROD.	CAN	2			2	CAN	OUVRAGES DIVERS
TRACTORS	OTHER	2			2	AUTRE	TRACTEURS
MACHINERY NES	CAN	1			1	CAN	MACHINES NDA
	OTHER	67			67	AUTRE	
COMMODITY TOTAL		68			68		TOTAL DE MARCHANDISE
PASS. AUTOS AND CHASSIS	CAN	4			4	CAN	VOITURES PART., CHASSIS
	OTHER	10			10	AUTRE	
COMMODITY TOTAL		14			14		TOTAL DE MARCHANDISE
TRUCKS AND CHASSIS	CAN	4			4	CAN	CAMIONS ET CHASSIS
	OTHER	17			17	AUTRE	
COMMODITY TOTAL		21			21		TOTAL DE MARCHANDISE
MOTOR VEHICLE ENGINES	OTHER	3			3	AUTRE	MOTEURS DE VEH. AUTOM.
ROAD MOTOR VEH. NES	OTHER	4			4	AUTRE	VEH. AUTOM. ROUTIERS NDA
SHIPS, AIRCRAFT, MIS. VEH	OTHER	1			1	AUTRE	NAVIRES, AVIONS, VEH. DIV
EQUIPMENT MISC.	CAN	27			27	CAN	MATERIEL DIVERS
	OTHER	51			51	AUTRE	
COMMODITY TOTAL		78			78		TOTAL DE MARCHANDISE
PERSONAL, HOUSEHOLD GOODS	CAN	2			2	CAN	ART. PERS. ET MENAGERS
	OTHER	3			3	AUTRE	
COMMODITY TOTAL		5			5		TOTAL DE MARCHANDISE
CONTAINERS, CLOSURES	OTHER	38			38	AUTRE	CONTENEURS, FERMETURES
MISC. END PRODUCTS NES	CAN	9			9	CAN	PRODUITS FINIS DIV. NDA
	OTHER	20			20	AUTRE	
COMMODITY TOTAL		29			29		TOTAL DE MARCHANDISE
GENERAL CARGO	CAN	163			163	CAN	MARCHANDISES DIVERSES
	OTHER	1,312			1,312	AUTRE	
COMMODITY TOTAL		1,475			1,475		TOTAL DE MARCHANDISE
COUNTRY/REGION TOTAL		85,608*	*	*	85,608*		TOTAL DE PAYS/REGION
<b>U S HAWAII</b>							
MEAT AND MEAT PREP. NES	U K			1	1	R U	E-U HAWAII
SHELL FISH, NES	U K			2	2	R U	VIANDES ET PREP. NDA
BARLEY	LIBER			6,448	6,448	LIBER	MOLLUSQUES CRUST. NDA
	OTHER			20,353	20,353	AUTRE	ORGE
COMMODITY TOTAL				26,801	26,801		TOTAL DE MARCHANDISE
APPLES	U K			84	84	R U	POMMES
FRESH FRUITS, BERRIES	U K			48	48	P U	FRUITS, BAIES FRAIS
POTATOES	U K			40	40	P U	POMMES DE TERRE
VEGETABLES, FROZEN	U K			46	46	R U	LEGUMES, CONGELES
DIST. ALCOHOLIC BEV.	U K			9	9	R U	BOISS. ALCOOL. DIST.
	OTHER			17	17	AUTRE	
COMMODITY TOTAL				26	26		TOTAL DE MARCHANDISE
CANDE VEG. PROD. NES	U K			26	26	R U	PR. BRUTS ORIG. VEG. NDA
	OTHER			29	29	AUTRE	
COMMODITY TOTAL				55	55		TOTAL DE MARCHANDISE
LUMBER AND TIMBER	U K			151	151	R U	BOIS OEUVRE ET CHARP.
	NORW			1,514	1,514	NORW	
	OTHER			6,716	6,716	AUTRE	
COMMODITY TOTAL				8,381	8,381		TOTAL DE MARCHANDISE
SHINGLES AND SHAKES	OTHER			1	1	AUTRE	BARDEAUX, PARD. FACADE
VENEER, PLYWOOD	OTHER			19	19	AUTRE	PLACAGES, CONTRE-PLAQ.
WOOD FAB. MATERIALS	U K			9	9	R U	DEMI-PRODUITS EN BOIS
	OTHER			2	2	AUTRE	
COMMODITY TOTAL				11	11		TOTAL DE MARCHANDISE
NEWSPRINT PAPER	U K			489	489	R U	PAPIER JOURNAL
	SWEDE			24,943	24,943	SUEDE	
	OTHER			3,413	3,413	AUTRE	
COMMODITY TOTAL				28,845	28,845		TOTAL DE MARCHANDISE
PAPER NES	U K			49	49	R U	PAPIER NDA
	OTHER			35	35	AUTRE	
COMMODITY TOTAL				84	84		TOTAL DE MARCHANDISE

TABLE 1. CARGOES LOADED AT CANADIAN PORTS FOR FOREIGN COUNTRIES.

TABLEAU 1. MARCHANDISES CHARGEES DANS LES PORTS CANADIENS A DESTINATION DE PAYS ETRANGERS.

COUNTRY OF DESTINATION AND KIND OF CARGO	REGISTRY OF VESSEL	ATLANTIC ATLANTIQUE	GREAT LAKES GRANDS LACS	PACIFIC PACIFIQUE	TOTAL TOTAL	IMMATIC. DU NAVIRE	PAYS DE DESTINATION ET MARCHANDISE
<b>U S HAWAII CONT.</b>							<b>E-U HAWAII SUITE</b>
INORGANIC CHEMS. NES	NORV			3,355	3,355	NORV	PROD. CHIM. INORG. NDA
POTASH	OTHER			3,912	3,912	AUTRE	POTASSE
FERTILIZERS NES	OTHER			9,359	9,359	AUTRE	ENGRAIS CHIMIQUE NDA
PRIMARY IRON, STEEL NES	U K			1,344	1,344	R U	FER, ACIER PRIMAIR. NDA
	NORV			4,601	4,601	NORV	
	CAN			3,700	3,700	CAN	
	OTHER			1,822	1,822	AUTRE	
COMMODITY TOTAL				11,467	11,467		TOTAL DE MARCHANDISE
CASTINGS, FORGINGS	U K			3	3	R U	MOUL. PIECES FORGEES
	NORV			4,734	4,734	NORV	
	OTHER			2	2	AUTRE	
COMMODITY TOTAL				4,739	4,739		TOTAL DE MARCHANDISE
BARS AND RODS, STEEL	CAN			3,500	3,500	CAN	BARRES ET TIGES ACIER
	OTHER			1	1	AUTRE	
COMMODITY TOTAL				3,501	3,501		TOTAL DE MARCHANDISE
STRUCTURAL SHAPES	U K			3	3	R U	PROFILES DE CONSTRUCT.
WIRE	OTHER			24	24	AUTRE	FIL METALLIQUE
LEAD AND ALLOYS	U K			4	4	R U	PLOMB ET ALLIAGES
METAL FAB. BASIC PROD.	U K			5	5	R U	OUVR. DE BASE EN METAL
	OTHER			3	3	AUTRE	
COMMODITY TOTAL				8	8		TOTAL DE MARCHANDISE
PASS. AUTOS AND CHASSIS	U K			18	18	R U	VOITURES PART., CHASSIS
	OTHER			8	8	AUTRE	
COMMODITY TOTAL				26	26		TOTAL DE MARCHANDISE
TRUCKS AND CHASSIS	OTHER			10	10	AUTRE	CAMIONS ET CHASSIS
ROAD MOTOR VEH. NES	U K			3	3	R U	VEH. AUTOM. ROUTIERS NDA
PERSONAL, HOUSEHOLD GOODS	U K			17	17	R U	ART. PERS. ET MENAGERS
	OTHER			4	4	AUTRE	
COMMODITY TOTAL				21	21		TOTAL DE MARCHANDISE
MISC. END PRODUCTS NES	OTHER			13	13	AUTRE	PRODUITS FINIS DIV. NDA
GENERAL CARGO	OTHER			2	2	AUTRE	MARCHANDISES DIVERSES
COUNTRY/REGION TOTAL		*	*	100,891*	100,891*		TOTAL DE PAYS/REGION
<b>U S ALASKA</b>							<b>E-U ALASKA</b>
LIVE ANIMALS, NES	U S A			45	45	E-U	ANIMAUX VIVANTS, NDA
FISH, FRESH OR FROZEN	CAN			13	13	CAN	POISSON, FRAIS OU COND.
	U S A			120	120	E-U	
COMMODITY TOTAL				133	133		TOTAL DE MARCHANDISE
BARLEY	U S A			60	60	E-U	ORGE
CORN	U S A			180	180	F-U	MAIS
CORN MEAL AND FLOUR	U S A			490	490	E-U	SEMOULE, FARINE DE MAIS
FRUITS, PREP. CANNED	CAN			444	444	CAN	FRUITS PREP. EN BOITE
VEGETABLES, FRESH	CAN			3,672	3,672	CAN	LEGUMES, FRAIS
SHORTENING	U S A			60	60	E-U	GRAISSE CULINAIRE
MISC. FOOD PREP. NES	CAN			17,670	17,670	CAN	DIV. PREP. ALIM. NDA
	U S A			40	40	F-U	
COMMODITY TOTAL				17,710	17,710		TOTAL DE MARCHANDISE
HULLS, SCREENINGS, CHAFF	U S A			1,390	1,390	E-U	ECOLURES, CRIBLURES, BAL
GROUND CEREALS NES	U S A			113	113	F-U	CEREALES MOULUES NDA
SOYA, OIL MEAL, CAKE	U S A			145	145	E-U	FARINE TOURT. GR. SOYA
ALE, BEER, STOUT, PORTER	CAN			2,425	2,425	CAN	ALE, BIERE, STOUT, PORTER
DIST. ALCOHOLIC BEV.	CAN			75	75	CAN	BOISS. ALCOOL. DIST.
LOGS	CAN			3,311	3,311	CAN	BILLES
PULPWOOD	CAN			34,300	34,300	CAN	BOIS A PATE
SAND AND GRAVEL	CAN			16,003	16,003	CAN	SABLE ET GRAVIERS
	U S A			34	34	E-U	
COMMODITY TOTAL				16,037	16,037		TOTAL DE MARCHANDISE
SALT	U S A			70	70	F-U	SEL
SULPHUR IN ORES	U S A			6,011	6,011	E-U	SOUFRE EN MINERAI
LUMBER AND TIMBER	LIBER			426	426	LIBER	BOIS D'OEUVRE ET CHARP.
	CAN			6,280	6,280	CAN	
	U S A			1,869	1,869	E-U	
COMMODITY TOTAL				8,575	8,575		TOTAL DE MARCHANDISE
VENEER, PLYWOOD	CAN			5,660	5,660	CAN	PLACAGES, CONTRE-PLAQ.
	U S A			55	55	E-U	
COMMODITY TOTAL				5,715	5,715		TOTAL DE MARCHANDISE
WOOD FAB. MATERIALS	U S A			120	120	E-U	DEMI-PRODUITS EN BOIS
PULP	U S A			121	121	F-U	PATE
NEWSPRINT PAPER	LIBER			4,438	4,438	LIBER	PAPIER JOURNAL
PAPERBOARD	U S A			47	47	E-U	CARTON
BLDG. PAPER AND BOARD	LIBER			50	50	LIBER	PLAQ. CONSTR., PAP/CART.
	U S A			511	511	E-U	
COMMODITY TOTAL				561	561		TOTAL DE MARCHANDISE
OILS, FATS, WAXES NES	U S A			34	34	E-U	HUIL. MAT. GRAS. CIRE NDA
METALLIC SALTS	CAN			1,560	1,560	CAN	SELS METALLIQUES
	U S A			121	121	E-U	
COMMODITY TOTAL				1,681	1,681		TOTAL DE MARCHANDISE
INORGANIC CHEMS. NES	CAN			2,012	2,012	CAN	PROD. CHIM. INORG. NDA
	U S A			11,882	11,882	E-U	
COMMODITY TOTAL				13,894	13,894		TOTAL DE MARCHANDISE
ORGANIC CHEMICALS NES	U S A			136	136	E-U	PROD. CHIM. ORGAN. NDA
EXPLOS., FUSES, CAPS	CAN			32	32	CAN	EXPLOS., AMDRCS, DET.
	U S A			1,839	1,839	E-U	
COMMODITY TOTAL				1,871	1,871		TOTAL DE MARCHANDISE



TABLE 1. CARGOES LOADED AT CANADIAN PORTS FOR FOREIGN COUNTRIES.

TABLEAU 1. MARCHANDISES CHARGÉES DANS LES PORTS CANADIENS À DESTINATION DE PAYS ÉTRANGERS.

COUNTRY OF ORIGIN AND KIND OF CARGO	DESTINATION	REGISTRY OF VESSEL	ATLANTIC ATLANTIQUE	GREAT LAKES GRANDS LACS	PACIFIC PACIFIQUE	TOTAL TOTAL	IMMATIC. DU NAVIRE	PAYS DE DESTINATION ET MARCHANDISE
U S ALASKA	CONT.							E-U ALASKA SUITE
POTASH		CAN			60	60	CAN	POTASSE
FERTILIZERS NES		CAN			1,330	1,330	CAN	ENGRAIS CHIMIQUE NDA
		U S A			1,306	1,306	E-U	
COMMODITY TOTAL					2,636	2,636		TOTAL DE MARCHANDISE
CHEM. SPECIALTIES NES		U S A			205	205	F-U	PROD. CHIM. SPECIAUX NDA
GASOLINE		CAN			27,698	27,698	CAN	ESSENCE
FUEL OIL		CAN			108,894	108,894	CAN	MAZOUT
		U S A			130	130	F-U	
COMMODITY TOTAL					109,024	109,024		TOTAL DE MARCHANDISE
LUBRICATING OIL, GREASE		U S A			30	30	E-U	HUILE, GRAISSE LURRIF.
PETROL, COAL PROD. NES		U S A			3,979	3,979	F-U	OERIVE PETR. CHARR. NDA
PLATE & SHEET STEEL		CAN			50	50	CAN	TOLES, FEUILLES DACIER
		U S A			389	389	F-U	
COMMODITY TOTAL					439	439		TOTAL DE MARCHANDISE
STRUCTURAL SHAPES		CAN			4,425	4,425	CAN	PROFILES DE CONSTRUCT.
		U S A			1,310	1,310	F-U	
COMMODITY TOTAL					5,735	5,735		TOTAL DE MARCHANDISE
RAILS & TRACK MATERIAL		CAN			100	100	CAN	RAILS, MAT. VOIE FERREE
PIPES, TUBES, IRON, STEEL		U S A			1,000	1,000	E-U	TUYAUX, TUBES: FER, ACIER
METAL FAB. BASIC PROD.		U S A			271	271	E-U	OUVR. DE BASE EN METAL
BRICKS, TILES NES		U S A			183	183	F-U	BRIQUES, TUILLES NDA
ASBESTOS BASIC PROD.		CAN			150	150	CAN	OUVR. DE BASE AMIANTE
CEMENT		CAN			9,613	9,613	CAN	CIMENT
		U S A			39,601	39,601	F-U	
COMMODITY TOTAL					49,214	49,214		TOTAL DE MARCHANDISE
CEMENT BASIC PROD.		CAN			2,200	2,200	CAN	OUVR. DE BASE CIMENT
		U S A			2,029	2,029	E-U	
COMMODITY TOTAL					4,229	4,229		TOTAL DE MARCHANDISE
LIME		CAN			368	368	CAN	CHAUX
NON-MET. MIN. BASIC PROD.		CAN			4,082	4,082	CAN	PROD. MIN. NON-MET. BASE
		U S A			304	304	E-U	
COMMODITY TOTAL					4,386	4,386		TOTAL DE MARCHANDISE
TRACTORS		U S A			400	400	E-U	TRACTEURS
MACHINERY NES		LIBER			12	12	LIBER	MACHINES NDA
		CAN			229	229	CAN	
		U S A			3,461	3,461	E-U	
COMMODITY TOTAL					3,702	3,702		TOTAL DE MARCHANDISE
RAILWAY ROLLING STOCK		U S A			40	40	E-U	MAT. ROUL. DE CH. DE FER
TRUCKS AND CHASSIS		U S A			30	30	E-U	CAMIONS ET CHASSIS
MOTOR VEHICLE ENGINES		U S A			24	24	E-U	MOTEURS DE VEH. AUTOM.
LOAD MOTOR VEH. NES		CAN			11	11	CAN	VEH. AUTOM. ROUTIERS NDA
		U S A			1,811	1,811	E-U	
COMMODITY TOTAL					1,822	1,822		TOTAL DE MARCHANDISE
SHIPS, AIRCRAFT, MIS. VEH		U S A			217	217	E-U	NAVIRES, AVIONS, VEH. DIV
EQUIPMENT MISC.		LIBER			41	41	LIBER	MATERIEL DIVERS
		U S A			595	595	E-U	
COMMODITY TOTAL					636	636		TOTAL DE MARCHANDISE
PERSONAL, HOUSEHOLD GOODS		U S A			185	185	F-U	ART. PERS. ET MENAGERS
MISC. FND PRODUCTS NES		U S A			160	160	E-U	PRODUITS FINIS DIV. NDA
GENERAL CARGO		CAN			296	296	CAN	MARCHANDISES DIVERSES
COUNTRY/REGION TOTAL			*	*	341,083*	341,083*		TOTAL DE PAYS/REGION
U S PACIFIC								E-U PACIFIQUE
LIVE ANIMALS, NES		CAN			481	481	CAN	ANIMAUX VIVANTS, NDA
RAPESEED		CAN			700	700	CAN	GRAINE DE COLZA
LOGS		CAN			205,600	205,600	CAN	BILLES
		U S A			99,034	99,034	F-U	
COMMODITY TOTAL					304,634	304,634		TOTAL DE MARCHANDISE
BOLTS, ROUND TIMBER		CAN			10,476	10,476	CAN	BILLOTS, BOIS RONDS
PULPWOOD		CAN			668,125	668,125	CAN	BOIS A PATE
		U S A			2,800	2,800	E-U	
COMMODITY TOTAL					670,925	670,925		TOTAL DE MARCHANDISE
COPPER ORE AND CONC.		CAN			20,460	20,460	CAN	MINERAI, CONC. CUIVRE
IRON ORE AND CONC		LIBER			48,472	48,472	LIBER	MINERAI, CONC. DE FER
ZINC ORE AND CONC.		CAN			35,721	35,721	CAN	MINERAI, CONC. DE ZINC
		U S A			400	400	E-U	
COMMODITY TOTAL					36,121	36,121		TOTAL DE MARCHANDISE
IRON AND STEEL SCRAP		CAN			11,265	11,265	CAN	DECHETS DE FER, DACIER
NON-FERROUS MET. SCRAP		CAN			1,800	1,800	CAN	DECHETS METAL. NON FER.
SLAG, DROSS, BY-PRODUCTS		CAN			23,500	23,500	CAN	POUS. GUEUL. SCOR. PROD.
CRUDE PETROLEUM		U S A			72,554	72,554	E-U	PETROLE BRUT
ASBESTOS		CAN			1,155	1,155	CAN	AMIANTE
SAND AND GRAVEL		CAN			43,050	43,050	CAN	SABLE ET GRAVIERS
LIMESTONE		CAN			1,476,981	1,476,981	CAN	PIERRE CALCAIRE
		U S A			8,043	8,043	E-U	
COMMODITY TOTAL					1,485,024	1,485,024		TOTAL DE MARCHANDISE
STONE, CRUDE NES		U S A			1,000	1,000	F-U	PIERRE BRUTE NDA
GYPSEUM		CAN			19,900	19,900	CAN	GYPSE
SULPHUR IN ORES		CAN			8,341	8,341	CAN	SOUFRE EN MINERAI
CRUDE NON-MET. MIN. NES		U S A			750	750	E-U	MIN. NON-MET. BRUTS NDA
HOGGED FUEL, WOOD		CAN			126,420	126,420	CAN	BOIS DE CHAUFFAGE
WASTE AND SCRAP NES		CAN			90,420	90,420	CAN	DECHETS ET REBUTS NDA
LUMBER AND TIMBER		NORW			65,732	65,732	NORW	BOIS D'OEUVRE ET CHARP.
		LIBER			969	969	LIBER	



TABLE 1. CARGOES LOADED AT CANADIAN PORTS FOR FOREIGN COUNTRIES.

TABLEAU 1. MARCHANDISES CHARGÉES DANS LES PORTS CANADIENS A DESTINATION DE PAYS ÉTRANGERS.

COUNTRY OF DESTINATION AND KIND OF CARGO	REGISTRY OF VESSEL	ATLANTIC ATLANTIQUE	GREAT LAKES GRANDS LACS	PACIFIC PACIFIQUE	TOTAL TOTAL	IMMATIC. DU NAVIRE	PAYS DE DESTINATION ET MARCHANDISE
<b>U S PACIFIC CONT.</b>							<b>E-U PACIFIQUE SUITE</b>
	CAN			202,597	202,597	CAN	
	U S A			131,765	131,765	E-U	
<b>COMMODITY TOTAL</b>				401,063	401,063		<b>TOTAL DE MARCHANDISE</b>
SHINGLES AND SHAKES	CAN			3,154	3,154	CAN	BARDFAUX, BARD. FACADE
PULP	NORW			55,748	55,748	NORV	PATE
	CAN			30,823	30,823	CAN	
<b>COMMODITY TOTAL</b>				86,571	86,571		<b>TOTAL DE MARCHANDISE</b>
NEWSPRINT PAPER	NORW			196,404	196,404	NORV	PAPIER JOURNAL
	SWEDN			85,894	85,894	SUEDE	
	CAN			186,553	186,553	CAN	
	U S A			74,473	74,473	E-U	
<b>COMMODITY TOTAL</b>				543,324	543,324		<b>TOTAL DE MARCHANDISE</b>
PAPER NES	NORW			536	536	NORV	PAPIER NDA
PAPERBOARD	NORW			1,162	1,162	NORV	CARTON
INORGANIC CHEMS, NES	CAN			9,248	9,248	CAN	PROD. CHIM. INORG. NDA
	U S A			15,519	15,519	E-U	
<b>COMMODITY TOTAL</b>				24,767	24,767		<b>TOTAL DE MARCHANDISE</b>
ORGANIC CHEMICALS NES	CAN			1,484	1,484	CAN	PROD. CHIM. ORGAN. NDA
EXPLOS., FUSES, CAPS	CAN			15	15	CAN	EXPLOS., AMORCES, DET.
GASOLINE	U S A			3,705	3,705	E-U	ESSENCE
PIG IRON	DENMK	4,500			4,500	DANMK	FER EN GUEUSE
STRUCTURAL SHAPES	NORW			2,056	2,056	NORV	PROFILES DE CONSTRUCT.
	CAN			9,290	9,290	CAN	
<b>COMMODITY TOTAL</b>				11,346	11,346		<b>TOTAL DE MARCHANDISE</b>
METAL FAB. BASIC PROD. CEMENT	U K			1	1	R U	OUVR. DE BASE EN METAL
	CAN			61,875	61,875	CAN	CIMENT
	U S A			61,262	61,262	E-U	
<b>COMMODITY TOTAL</b>				123,137	123,137		<b>TOTAL DE MARCHANDISE</b>
NON-MET. MIN. BASIC PROD	CAN			6,400	6,400	CAN	PROD. MIN. NON-MET. BASE
MACHINERY NES	CAN			60	60	CAN	MACHINES NDA
	U S A			80	80	E-U	
<b>COMMODITY TOTAL</b>				140	140		<b>TOTAL DE MARCHANDISE</b>
PASS. AUTOS AND CHASSIS	U K			2	2	R U	VOITURES PART., CHASSIS
	NORW	2			2	NORV	
	CAN			550	550	CAN	
<b>COMMODITY TOTAL</b>		2		552	554		<b>TOTAL DE MARCHANDISE</b>
CONTAINERS, CLOSURES	U K			4	4	R U	CONTENEURS, FERMETURES
	DENMK			5	5	DANMK	
	GER		13		13	ALL	
	NORW			20	20	NORV	
	CAN			126	126	CAN	
	U S A			325	325	E-U	
<b>COMMODITY TOTAL</b>			13	480	493		<b>TOTAL DE MARCHANDISE</b>
GENERAL CARGO	U S A			2,888	2,888	E-U	MARCHANDISES DIVERSES
<b>COUNTRY/REGION TOTAL</b>		<b>4,502*</b>	<b>13*</b>	<b>4,188,173*</b>	<b>4,192,688*</b>		<b>TOTAL DE PAYS/REGION</b>
<b>U S GRT. LAKES</b>							<b>E-U GR. LACS</b>
BARLEY	CAN		231,609		231,609	CAN	ORGE
RYE	CAN		29,726		29,726	CAN	SEIGLE
WHEAT	CAN		3,742		3,742	CAN	BLE
	U S A		11,250		11,250	E-U	
<b>COMMODITY TOTAL</b>			14,992		14,992		<b>TOTAL DE MARCHANDISE</b>
MALT AND MALT FLOUR	CAN		6,480		6,480	CAN	MALT ET FARINE DE MALT
BAKERY PROD. INC. FROZEN	CAN		32		32	CAN	PROD. POUILL., PROD. CONG.
VEGETABLES, DRIED	CAN		200		200	CAN	LEGUMES, SECS
VEGETABLE PREP. NES	CAN		240		240	CAN	PREP. DE LEGUMES NDA
COCOA AND CHOCOLATE	CAN		18		18	CAN	CACAO ET CHOCOLAT
MISC. FOOD PREP. NES	CAN		45		45	CAN	DIV. PREP. ALIM. NDA
ALF, BEER, STOUT, PORTER	CAN		96		96	CAN	ALE, BIÈRE, STOUT, PORTER
WINES	CAN		20		20	CAN	VINS
DIST. ALCOHOLIC BEV.	CAN		32		32	CAN	BOISS. ALCOOL. DIST.
LOGS	CAN		2,945		2,945	CAN	BILLES
PULPWOOD	CAN	81,680			81,680	CAN	BOIS A PATE
<b>COMMODITY TOTAL</b>		81,680			81,680		<b>TOTAL DE MARCHANDISE</b>
ALUMINA, BAUXITE ORES	CAN	60,446			60,446	CAN	MINERAIS ALUMINE, BAUX.
	OTHER	4,978			4,978	AUTRE	
<b>COMMODITY TOTAL</b>		65,424			65,424		<b>TOTAL DE MARCHANDISE</b>
IRON ORE AND CONC	GREEK				26,968	GRECO	MINERAIS, CONC. DE FER
	NORW				28,147	NORV	
	L IBER				89,064	L IBER	
	CAN	11,716,245	2,021,023		13,738,168	CAN	
	U S A	19,767	1,020,392		1,940,159	E-U	
	OTHER	14,570	599,726		614,296	AUTRE	
<b>COMMODITY TOTAL</b>		11,894,761	4,542,041		16,436,802		<b>TOTAL DE MARCHANDISE</b>
MANGANESE ORE	CAN	76,446			76,446	CAN	MINERAIS DE MANGANESE
	OTHER	111,998			111,998	AUTRE	
<b>COMMODITY TOTAL</b>		188,444			188,444		<b>TOTAL DE MARCHANDISE</b>
TITANIUM ORE	CAN	3,360			3,360	CAN	MINERAIS DE TITANE
ZINC ORE AND CONC.	U S A		66,395		66,395	E-U	MINERAIS, CONC. DE ZINC
ORES AND CONC. NES	CAN	11,760			11,760	CAN	MINERAIS ET CONC. NDA
IRON AND STEEL SCRAP	U S A		21,456		21,456	E-U	DECHETS DE FER, D'ACIER
NON-FERROUS MET. SCRAP	CAN		4,500		4,500	CAN	DECHETS METAL. NON FER.
SLAG, DROSS, BY-PRODUCTS	U S A		55,728		55,728	E-U	POUS. GUEUL. SCOR. PROD.

TABLE 1. CARGOES LOADED AT CANADIAN PORTS FOR FOREIGN COUNTRIES.

TABLEAU 1. MARCHANDISES CHARGÉES DANS LES PORTS CANADIENS A DESTINATION DE PAYS ÉTRANGERS.

COUNTRY OF DESTINATION AND KIND OF CARGO	REGISTRY OF VESSEL	ATLANTIC ATLANTIQUE	GREAT LAKES GRANDS LACS	PACIFIC PACIFIQUE	TOTAL TOTAL	IMMATIC. DU NAVIRE	PAYS DE DESTINATION ET MARCHANDISE
U S GRT. LAKES CONT. DOLOMITE	CAN		429,000		429,000	CAN	E-U GR. LACS DOLOMITE
	U S A		17,286		17,286	E-U	
	OTHER		498,366		498,366	AUTRE	
COMMODITY TOTAL			944,652		944,652		TOTAL DE MARCHANDISE
STONE, CRUDE NES	CAN		108,720		108,720	CAN	PIERRE BRUTE NDA
FLUORSPAR	CAN	38,549			38,549	CAN	SPATH FLUOR
SALT	CAN		843,523		843,523	CAN	SFL
	U S A		378,234		378,234	E-U	
	OTHER		99,236		99,236	AUTRE	
COMMODITY TOTAL			1,320,993		1,320,993		TOTAL DE MARCHANDISE
WASTE AND SCRAP NES	U S A		12		12	E-U	DECHETS ET REBUTS NDA
VENEER, PLYWOOD	CAN		838		838	CAN	PLACAGES, CONTRE-PLAQ.
PULP	CAN	3,543	128,408		131,951	CAN	PATE
NEWSPRINT PAPER	U K	71,674			71,674	R U	PAPIER JOURNAL
	DENMK	3,270			3,270	DANMK	
	CAN	55,129	332,991		388,119	CAN	
COMMODITY TOTAL		130,072	332,991		463,063		TOTAL DE MARCHANDISE
PAPER NES	CAN	2,290			2,290	CAN	PAPIER NDA
INORGANIC CHEMS. NES	GER		663		663	ALL	PRDD.CHIM.INORG.NDA
ORGANIC CHEMICALS NES	LIBER		8,800		8,800	LIBER	PRDD.CHIM.ORGAN.NDA
	CAN		43,420		43,420	CAN	
	U S A		4,143		4,143	E-U	
COMMODITY TOTAL			56,373		56,373		TOTAL DE MARCHANDISE
POTASH	CAN		11,500		11,500	CAN	POTASSE
FERTILIZERS NES	CAN	11,295			11,295	CAN	ENGRAIS CHIMIQUE NDA
AGRICULTURAL CHEMICALS	LIBER		5,400		5,400	LIBER	PRDD.CHIM.AGRICOLES
DYESTUFF, PIGMENT, PAINT	CAN		42		42	CAN	MAT.COLOR.PIG.PEINTURE
FUEL OIL	CAN	429,543	172,176		601,719	CAN	MA?OUT
	U S A		12,238		12,238	E-U	
COMMODITY TOTAL		429,543	184,414		613,957		TOTAL DE MARCHANDISE
ASPHALTS, ROAD OILS	U S A	5,200			5,200	E-U	ASPHALTE, BITUME LIQD.
COAL TAR, PITCH	U S A		14,329		14,329	E-U	GOUDRON, BRUI DE BOUIL.
PETROL, COAL PROD. NES	CAN		6,350		6,350	CAN	DERIVE PETR.CHARB.NDA
FERRO-ALLOYS	CAN	5,350			5,350	CAN	FERRO-ALLIAGES
PIG IRON	CAN	123,725	11,261		134,986	CAN	FER EN GUEUSE
	U S A		7,616		7,616	E-U	
COMMODITY TOTAL		123,725	18,877		142,602		TOTAL DE MARCHANDISE
PRIMARY IRON, STEEL NES	CAN		32,901		32,901	CAN	FER, ACIER, PRIMAIR, NDA
	U S A		7,000		7,000	E-U	
COMMODITY TOTAL			39,901		39,901		TOTAL DE MARCHANDISE
CASTINGS, FORGINGS	CAN		40		40	CAN	MOUL.PIECES FORGEES
BAR, AND RODS, STEEL	CAN		420		420	CAN	BARRES ET TIGES ACIER
PLATE & SHEET STEEL	DENMK	1,400			1,400	DANMK	TOLES, FEUILLES DACIER
	LIBER	450			450	LIBER	
	CAN	12,090	57,924		70,014	CAN	
	OTHER	300			300	AUTRE	
COMMODITY TOTAL		14,240	57,924		72,164		TOTAL DE MARCHANDISE
STRUCTURAL SHAPES	CAN	21,821	9,029		30,850	CAN	PROFILES DE CONSTRUCT.
RAILS & TRACK MATERIAL	CAN		237		237	CAN	RAILS, MAT.VOIE FERREE
METAL BAR, BASIC PROD.	CAN	2,007	738		2,745	CAN	OUVR.DE BASE EN METAL
GLASS BASIC PRODUCTS	CAN		94		94	CAN	OUVR.DE BASE EN VERRE
CEMENT	CAN		227,584		227,584	CAN	CIMENT
	U S A		94,107		94,107	E-U	
	OTHER		129,800		129,800	AUTRE	
COMMODITY TOTAL			451,491		451,491		TOTAL DE MARCHANDISE
MISC. FABRICATED PROD.	CAN		30		30	CAN	OUVRAGES DIVERS
TRACTORS	CAN		189		189	CAN	TRACTEURS
MACHINERY NES	GER		388		388	ALL	MACHINES NDA
	CAN		170		170	CAN	
COMMODITY TOTAL			558		558		TOTAL DE MARCHANDISE
MOTOR VEHICLE ENGINES	CAN		346		346	CAN	MOTEURS DE VEH.AUTOM.
EQUIPMENT MISC.	CAN		100		100	CAN	MATERIEL DIVERS
PERSONAL, HOUSEHOLD GOODS	CAN		441		441	CAN	ART.PERS.ET MENAGERS
	U S A		5		5	E-U	
COMMODITY TOTAL			446		446		TOTAL DE MARCHANDISE
CONTAINERS, CLOSURES	GER		33		33	ALL	CONTENEURS, FERMETURES
	CAN		1,222		1,222	CAN	
	U S A		295		295	E-U	
	OTHER		2		2	AUTRE	
COMMODITY TOTAL			1,552		1,552		TOTAL DE MARCHANDISE
MISC. END PRODUCTS NES	CAN		265		265	CAN	PRODUITS FINIS DIV.NDA
GENERAL CARGO	GER	50			50	ALL	MARCHANDISES DIVERSES
	CAN		40		40	CAN	
COMMODITY TOTAL		50	40		90		TOTAL DE MARCHANDISE
COUNTRY/REGION TOTAL		13,033,114*	8,674,517*		21,707,631*		TOTAL DE PAYS/REGION
U S ATL. & GULF							E-U ATL.&GOLFE
CATTLE	CAN		4		4	CAN	BOVINS
MEAT, FRESH OR FROZEN	U K		1		1	R U	VIANDE, FRAICHE / CONG.
	DENMK	546			546	DANMK	
	GER	421			421	GERCO	
	ITALY	1,057			1,057	ITAL	



TABLE 1. CARGOES LOADED AT CANADIAN PORTS FOR FOREIGN COUNTRIES.

TABLEAU 1. MARCHANDISES CHARGÉES DANS LES PORTS CANADIENS A DESTINATION DE PAYS ÉTRANGERS.

COUNTRY OF DESTINATION AND KIND OF CARGO	REGISTRY OF VESSEL	ATLANTIC ATLANTIQUE	GREAT LAKES GRANDS LACS	PACIFIC PACIFIQUE	TOTAL TOTAL	IMMATIC. DU NAVIRE	PAYS DE DESTINATION ET MARCHANDISE
U S ATL.& GULF CONT.							E-U ATL.&GOLFE SUITE
	NORW	476			476	NORV	
	CAN	4			4	CAN	
COMMODITY TOTAL		2,505			2,505		TOTAL DE MARCHANDISE
MEAT, CURED	U K	12			12	R U	VIANDE FUMÉE OU SALÉE
MEAT AND MEAT PREP.NES	SWEDN	5			5	SUEDE	VIANDES ET PREP.NDA
FISH, FRESH OR FROZEN	U K	23			23	R U	POISSON, FRAIS OU CONG.
	DENMK	5			5	DANMK	
	NETH	9,655			9,655	P.BAS	
	NORW	2,923			2,923	NORV	
	SWEDN	9,116			9,116	SUEDE	
	CAN	68,099			68,099	CAN	
	U S A	694			694	F-U	
	OTHER	12,927			12,927	AUTRE	
COMMODITY TOTAL		102,432			102,432		TOTAL DE MARCHANDISE
FISH, SALTED OR CURED	U K	2			2	R U	POISSON, SALE OU FUMÉ
	DENMK	933			933	DANMK	
	NORW	2,039			2,039	NORV	
	CAN	548			548	CAN	
COMMODITY TOTAL		3,522			3,522		TOTAL DE MARCHANDISE
FISH, CANNED	CAN	21			21	CAN	POISSON EN BOITES
	U S A	14			14	E-U	
COMMODITY TOTAL		35			35		TOTAL DE MARCHANDISE
LOBSTER	NORW	9			9	NORV	HOMARD
	SWEDN	566			566	SUEDE	
	CAN	2,403			2,403	CAN	
	U S A	10			10	E-U	
COMMODITY TOTAL		2,988			2,988		TOTAL DE MARCHANDISE
SHELL FISH, NES	U K	4			4	R U	MOLLUSQUES CRUST., NDA
RYE	U K	19			19	R U	SEIGLE
WHEAT	OTHER	15,000			15,000	AUTRE	BLÉ
BAKERY PROD., INC., FROZEN	U K	2			2	R U	PROD., BOUL., PROD., CONG.
FRESH FRUITS, BERRIES	GFP	558			558	ALL	FRUITS, BAIES FRAIS
	SWEDN	600			600	SUEDE	
	CAN	88			88	CAN	
COMMODITY TOTAL		1,246			1,246		TOTAL DE MARCHANDISE
FROZEN FRUITS, BERRIES	CAN	84			84	CAN	FRUITS, BAIES CONGELÉS
DRIED FRUITS	CAN	16			16	CAN	FRUITS SECS
FRUIT JUICES	SWEDN	311			311	SUEDE	JUS DE FRUIT
	CAN	216			216	CAN	
COMMODITY TOTAL		527			527		TOTAL DE MARCHANDISE
POTATOES	U K	1,351			1,351	R U	POMMES DE TERRE
	GREEK	4,318			4,318	GRECQ	
	SWEDN	5,670			5,670	SUEDE	
	CAN	1,740			1,740	CAN	
COMMODITY TOTAL		13,079			13,079		TOTAL DE MARCHANDISE
VEGETABLES, FRESH	U K	12			12	R U	LEGUMES, FRAIS
	SWEDN	197			197	SUEDE	
COMMODITY TOTAL		209			209		TOTAL DE MARCHANDISE
VEGETABLES, FROZEN	U K	16			16	R U	LEGUMES, CONGELÉS
FEEDS OF ANIMAL ORIGIN	CAN	7			7	CAN	PROV., DORIGINE ANIMALE
CONC., COMPLETE FEEDS	U K	1			1	R U	CONC., PROV., COMPLETES
DIST. ALCOHOLIC BEV.	SWEDN	227			227	SUEDE	BOISS., ALCOOL., DIST.
CRUDE ANIMAL PROD., NES	CAN	1,994			1,994	CAN	PR., BRUTS ORIG., ANIM., NDA
NURSERY, GREENHOUSE STOCK	CAN	22			22	CAN	PRDD., PEPINIERE, SERRE
CRUDE VEG. PROD., NES	SWEDN	699			699	SUEDE	PR., BRUTS ORIG., VEG., NDA
	CAN	482			482	CAN	
COMMODITY TOTAL		1,181			1,181		TOTAL DE MARCHANDISE
PULPWOOD	CAN		3,500		3,500	CAN	BOIS A PATE
CRUDE WOOD MTLs. NES	SWEDN	107			107	SUEDE	MATIERES BOIS BRUT NDA
	CAN	112			112	CAN	
COMMODITY TOTAL		219			219		TOTAL DE MARCHANDISE
COPPER ORE AND CONC.	GER	14			14	ALL	MINERAI, CONC. CUIVRE
	OTHER	22			22	AUTRE	
COMMODITY TOTAL		36			36		TOTAL DE MARCHANDISE
IRON ORE AND CONC	U K	457,844			457,844	P U	MINERAI, CONC. DE FER
	DENMK	202,716			202,716	DANMK	
	GER	80,864			80,864	ALL	
	GREEK	98,560			98,560	GRECQ	
	ITALY	127,120			127,120	ITAL	
	NETH	415,170			415,170	P.BAS	
	NORW	631,975			631,975	NORV	
	SWEDN	202,630			202,630	SUEDE	
	LIPER	4,629,326			4,629,326	LIPER	
	JAPAN	516,374			516,374	JAPON	
	CAN	22,178			22,178	CAN	
	U S A	450,542			450,542	E-U	
	OTHER	154,089			154,089	AUTRE	
COMMODITY TOTAL		7,989,388			7,989,388		TOTAL DE MARCHANDISE
LEAD ORE AND CONC.	U K	7,871			7,871	R U	MINERAI, CONC. DE PLOMB
	GER	15,032			15,032	ALL	
	OTHER	301			301	AUTRE	
COMMODITY TOTAL		23,204			23,204		TOTAL DE MARCHANDISE
TITANIUM ORE	LIPER	48,496			48,496	LIPER	MINERAI DE TITANE
ZINC ORE AND CONC.	U K	8,374			8,374	R U	MINERAI, CONC. DE ZINC
ORES AND CONC., NES	GFP	1			1	ALL	MINERAI ET CONC. NDA
	OTHER	1			1	AUTRE	
COMMODITY TOTAL		2			2		TOTAL DE MARCHANDISE



TABLE 1. CARGOES LOADED AT CANADIAN PORTS FOR FOREIGN COUNTRIES.

TABLÉAU 1. MARCHANDISES CHARGÉES DANS LES PORTS CANADIENS À DESTINATION DE PAYS ÉTRANGERS.

COUNTRY OF DESTINATION AND KIND OF CARGO	REGISTRY OF VESSEL	ATLANTIC	GREAT LAKES	PACIFIC	TOTAL	IMMATIC. DU NAVIRE	PAYS DE DESTINATION ET MARCHANDISE		
		ATLANTIQUE	GRANDS LACS	PACIFIQUE	TOTAL				
U S ATL.& GULF CONT. SLAG, GROSS, BY-PRODUCTS	GER	1,381			1,381	ALL	E-U ATL.& GOLFE SUITE POUS. GUEUL. SCOR. PROD.		
	NORW	42,696			42,696	NORV			
	LIBER	40,880			40,880	LIBER			
	CAN	30,500			30,500	CAN			
	OTHP	574			574	AUTRE			
COMMODITY TOTAL		116,031			116,031		TOTAL DE MARCHANDISE		
ASBESTOS BARYTES, NATURAL	U K	5,000			5,000	R U	AMIANTE BARYTINE NATURELLE		
	DENMK	3,198			3,198	DANMK			
	GER	42,062			42,062	ALL			
	GREEK	3,007			3,007	GRECO			
	ITALY	3,378			3,378	ITAL			
	NORW	3,679			3,679	NORV			
	LIBER	11,426			11,426	LIBER			
	OTHER	21,250			21,250	AUTRE			
COMMODITY TOTAL		88,000			88,000		TOTAL DE MARCHANDISE		
GYPSUM	U K	2,063,613			2,063,613	R U	GYPSE		
	DENMK	23,328			23,328	DANMK			
	GER	17,536			17,536	ALL			
	GREEK	133,584			133,584	GRECO			
	ITALY	199,908			199,908	ITAL			
	NORW	189,898			189,898	NORV			
	SWEON	16,666			16,666	SUEDE			
	LIBER	1,688,418			1,688,418	LIBER			
	PANAM	153,410			153,410	PANAM			
	CAN	243,495			243,495	CAN			
OTHER	134,451			134,451	AUTRE				
COMMODITY TOTAL		4,864,207			4,864,207		TOTAL DE MARCHANDISE		
SALT	U K	55,505			55,505	R U	SEL		
	PANAM	19,039			19,039	PANAM			
	CAN	50	12,735		12,785	CAN			
	U S A	1,625			1,625	E-U			
COMMODITY TOTAL		76,219	12,735		88,954		TOTAL DE MARCHANDISE		
CRUDE NON-MET. MIN. NES	GER	36,884			36,884	ALL	MIN. NON-MET. BRUTS NDA		
	CAN	824			824	CAN			
WASTE AND SCRAP NES	U K	8			8	R U	CUIR		
LEATHER	U K	8			8	R U			
LUMBER AND TIMBER	U K			280,416	280,416	R U	BOIS D'OEUVRE ET CHARP.		
	GER			52,721	52,721	ALL			
	GREEK			114,730	114,730	GRECO			
	NORW			371,591	371,591	NORV			
	SWEON	20		199,396	199,416	SUEDE			
	LIBER			209,899	209,899	LIBER			
	CAN	1			1	CAN			
	U S A			1,288	1,288	E-U			
	OTHER			57,604	57,604	AUTRE			
	COMMODITY TOTAL			1,287,645	1,287,666			TOTAL DE MARCHANDISE	
WOOD FAB. MATERIALS PULP	CAN	21			21	CAN	DEMI-PRODUITS EN BOIS PATE		
	GER	24			24	ALL			
	GREEK	16,297			16,297	GRECO			
	NORW	1,799			1,799	NORV			
	LIBER	1,297		1,171	2,490	LIBER			
	PANAM	2,052			2,052	PANAM			
	CAN	3,562			3,562	CAN			
OTHER	1,560			1,560	AUTRE				
COMMODITY TOTAL		25,270		3,661	28,931		TOTAL DE MARCHANDISE		
NEWSPRINT PAPER	U K	244,020			244,020	R U	PAPIER JOURNAL		
	DENMK	7,747			7,747	DANMK			
	GER	19,253			19,253	ALL			
	NORW	277,149			277,149	NORV			
	SWEON	58,418			58,418	SUEDE			
	LIBER	111,658			111,658	LIBER			
	CAN	55,959	10,844		66,803	CAN			
	OTHER	29,501			29,501	AUTRE			
	COMMODITY TOTAL		803,705	10,844		814,549			TOTAL DE MARCHANDISE
	PAPER NES	NORW	70			70		NORV	PAPIER NDA
COMMODITY TOTAL	SWEON	10			10	SUEDE			
TEXTILE FAB. MTL NES	SWEDN	80			80	SUEDE	TOTAL DE MARCHANDISE		
	CAN	75			75	CAN	DUVR. EN MAT. TEXT. NDA		
	OTHER	108			108				
COMMODITY TOTAL		183			183		TOTAL DE MARCHANDISE		
FISH, MARINE ANIMAL OIL	CAN	1,957			1,957	CAN	HUIL. DE POISSON, AN. MAR PROD. CHIM. ORGAN. NDA		
	U K	49			49	R U			
ORGANIC CHEMICALS NES	LIBER	49	2,725		2,774	LIBER	TOTAL DE MARCHANDISE		
POTASH	GREEK	49	2,725		2,774		POTASSE		
FERTILIZERS NES	LIBER			36,960	36,960	GRECO	TOTAL DE MARCHANDISE ENGRAIS CHIMIQUE NDA PROD. CHIM. AGRICOLES		
	JAPAN			62,963	62,963	LIBER			
	OTHER			99,186	99,186	JAPON			
	COMMODITY TOTAL			199,109	199,109				
AGRICULTURAL CHEMICALS	SWEDN	45			45	SUEDE	TOTAL DE MARCHANDISE MATERIES PLASTIQUES MAZOUT		
	SWEDN	115			115	SUEDE			
	CAN	75			75	CAN			
COMMODITY TOTAL		190			190		TOTAL DE MARCHANDISE		
PLASTIC MATERIALS	SWEDN	5			5	SUEDE	TOTAL DE MARCHANDISE		
	U K	5			5	R U			
FUEL OIL	U X	134,676			134,676	ALL	TOTAL DE MARCHANDISE		
	GER	120,170			120,170	ALL			
	NETH	93,880			93,880	P. BAS			

TABLE 1. CARGOES LOADED AT CANADIAN PORTS FOR FOREIGN COUNTRIES.

TABLEAU 1. MARCHANDISÉS CHARGÉS DANS LES PORTS CANADIENS À DESTINATION DE PAYS ÉTRANGERS.

COUNTRY OF DESTINATION AND KIND OF CARGO	REGISTRY OF VESSEL	ATLANTIC ATLANTIQUE	GREAT LAKES GRANDS LACS	PACIFIC PACIFIQUE	TOTAL TOTAL	IMMATIC. DU NAVIRE	PAYS DE DESTINATION ET MARCHANDISE
U S ATL.& GULF CONT.							E-U ATL.& GOLFE SUITE
COMMODITY TOTAL	LIPER	36,569			36,569	LIPER	
ASPHALTS, ROAD OILS	U S A	385,295			385,295		TOTAL DE MARCHANDISE
COAL TAR, PITCH	LIPER	23,458			23,458	E-U	ASPHALTE, BITUME LIQD.
	U S A	3,360			3,360	LIPER	GOUDRON, BRAI DE BOUIL.
	OTHER		29,440		29,440	F-U	
COMMODITY TOTAL		3,360	2,400		2,400	AUTRE	
PETROL, COAL PROD. NES	NETH	5,480	31,840		35,200		TOTAL DE MARCHANDISE
	LIPER	1,150			1,150	P.BAS	DERIVE PETR. CHARR. NDA
COMMODITY TOTAL		6,630			6,630	LIPER	
PIG IRON	GER	6,160			6,160	ALL	TOTAL DE MARCHANDISE
	GREEK	26,924			26,924	GRECO	FER EN GUEUSE
	NORW	22,808			22,808	NORV	
	SWEDN	6,720			6,720	SUEDE	
	OTHER	8,736			8,736	AUTRE	
COMMODITY TOTAL		71,348			71,348		TOTAL DE MARCHANDISE
CASTINGS, FORGINGS	SWEDN	20			20	SUEDE	MOUL. PIECES FORGES
BARS AND RODS, STEEL	GER	3,034			3,034	ALL	BARRES ET TIGES ACIER
PLATE & SHEET STEEL	NORW			1,364	1,364	NORV	TOLES, FEUILLES D'ACIER
	LIPER			3,123	3,123	LIPER	
	CAN	60			60	CAN	
	U S A	368			368	E-U	
COMMODITY TOTAL		428		4,487	4,915		TOTAL DE MARCHANDISE
STRUCTURAL SHAPES	GREEK			2,645	2,645	GRECO	PROFILES DE CONSTRUCT.
	LIPER			2,500	2,500	LIPER	
	CAN	416			416	CAN	
COMMODITY TOTAL		416		5,145	5,561		TOTAL DE MARCHANDISE
WIRE	SWEDN	58			58	SUEDE	FIL METALLIQUE
ALUMINIUM	U S A	21			21	E-U	ALUMINIUM
COPPER AND ALLOYS	GER	8			8	ALL	CUIVRE ET ALLIAGES
LEAD AND ALLOYS	GER	502			502	ALL	PLOMB ET ALLIAGES
METAL FAB. BASIC PROD.	SWEDN	650			650	SUEDE	OUVR. DE BASE EN METAL
	OTHER	651			651	AUTRE	
COMMODITY TOTAL		1,301			1,301		TOTAL DE MARCHANDISE
CEMENT	LIPER	56,931			56,931	LIPER	CIMENT
	U S A	20,450			20,450	E-U	
COMMODITY TOTAL		77,381	29,663		107,044		TOTAL DE MARCHANDISE
MISC. FABRICATED PROD.	SWEDN	182			182	SUEDE	DUVRAGES DIVERS
TRACTORS	U K	40			40	R U	TRACTEURS
	NORW	126			126	NORV	
COMMODITY TOTAL		166			166		TOTAL DE MARCHANDISE
MACHINERY NES	U K	15			15	R U	MACHINES NDA
	GER	1,000			1,000	ALL	
	NETH	1			1	P.BAS	
	SWEDN	100			100	SUEDE	
	CAN	17			17	CAN	
COMMODITY TOTAL		1,133			1,133		TOTAL DE MARCHANDISE
PASS. AUTOS AND CHASSIS	U K	123			123	R U	VOITURES PART., CHASSIS
	GER	129			129	ALL	
	NETH	257			257	P.BAS	
	SWEDN	215			215	SUEDE	
	CAN	8			8	CAN	
COMMODITY TOTAL		732			732		TOTAL DE MARCHANDISE
MOTOR VEHICLE ENGINES	U K	70			70	R U	MOTEURS DE VEH. AUTOM.
ROAD MOTOR VEH. NES	U K	1			1	R U	VEH. AUTOM. ROUTIERS NDA
	SWEDN	1			1	SUEDE	
COMMODITY TOTAL		2			2		TOTAL DE MARCHANDISE
SHIPS, AIRCRAFT, MIS. VEH	LIPER	944			944	LIPER	NAVIRES, AVIONS, VEH. DIV
	CAN	809			809	CAN	
	U S A	2			2	E-U	
COMMODITY TOTAL		1,755			1,755		TOTAL DE MARCHANDISE
PERSONAL, HOUSEHOLD GOODS	U K	3			3	R U	ART. PERS. ET MENAGERS
	SWEDN	45			45	SUEDE	
	CAN	9			9	CAN	
COMMODITY TOTAL		57			57		TOTAL DE MARCHANDISE
CONTAINERS, CLOSURES	DENMK	40			40	DANMK	CONTENEURS, FERMETURES
	NETH	10			10	P.BAS	
	NORW	102			102	NORV	
	SWEDN	40			40	SUEDE	
	CAN	8			8	CAN	
	U S A	28			28	E-U	
COMMODITY TOTAL		228			228		TOTAL DE MARCHANDISE
MISC. END PRODUCTS NES	SWEDN	42			42	SUEDE	PRODUITS FINIS DIV. NDA
	CAN	80			80	CAN	
COMMODITY TOTAL		122			122		TOTAL DE MARCHANDISE
GENERAL CARGO	U K	13			13	R U	MARCHANDISES DIVERSES
	SWEDN	53			53	SUEDE	
	CAN	31			31	CAN	
	U S A		1,485		1,485	E-U	
COMMODITY TOTAL		97	1,485		1,582		TOTAL DE MARCHANDISE
COUNTRY/REGION TOTAL		14,811,362*	92,792*	1,500,047*	16,404,201*		TOTAL DE PAYS/REGION
GRAND TOTAL		68,148,585**	16,406,682**	37,053,488**	100,608,766**		TOTAL GLOBAL

TABLE 2. CARGOES UNLOADED AT CANADIAN PORTS FROM FOREIGN COUNTRIES.

TABLEAU 2. MARCHANDISES DECHARGEES DANS LES PORTS CANADIENS EN PROVENANCE DE PAYS ETRANGERS.

COUNTRY OF ORIGIN AND KIND OF CARGO	REGISTRY OF VESSEL	ATLANTIC ATLANTIQUE	GREAT LAKES GRANDS LACS	PACIFIC PACIFIQUE	TOTAL TOTAL	IMMATIC. DU NAVIRE	PAYS D'ORIGINE ET MARCHANDISE
UNITED KINGDOM							ROYAUME-UNI
CATTLE	U K	28			28	R U	BOVINS
LIVE ANIMALS, NES	NETH	73			73	P.BAS	ANIMAUX VIVANTS, NDA
MEAT, FRESH OR FROZEN	U K	94			145	R U	VIANDE, FRAICHE / CONG.
	GREEK		51		420	GRECQ	
COMMODITY TOTAL		94	471		565		TOTAL DE MARCHANDISE
MEAT AND MEAT PREP. NES	U K	244			244	R U	VIANDES ET PREP. NDA
	GER	49			49	ALL	
	NORW	1		5	6	NORV	
COMMODITY TOTAL		294		5	299		TOTAL DE MARCHANDISE
FISH, FRESH OR FROZEN	U K	58		24	82	R U	POISSON, FRAIS OU CONG.
	DENMK			4	4	DANMK	
	NETH			3	3	P.BAS	
COMMODITY TOTAL		58		31	89		TOTAL DE MARCHANDISE
FISH, SALTED OR CURED	U K	186		2	188	R U	POISSON, SALE OU FUME
	GER	61			61	ALL	
	NETH			1	1	P.BAS	
COMMODITY TOTAL		247		3	250		TOTAL DE MARCHANDISE
FISH, CANNED	U K	36	18	6	60	R U	POISSON EN BOITES
	DENMK			5	5	DANMK	
	GER	20			20	ALL	
	NORW			5	5	NORV	
COMMODITY TOTAL		56	18	16	90		TOTAL DE MARCHANDISE
SHELL FISH, NES	U K	12			12	R U	MOLLUSQUES CRUST., NDA
CHEESE	U K	150	2	7	159	R U	FROMAGE
	DENMK			6	6	DANMK	
	GER	58			58	ALL	
	NORW	4			4	NORV	
COMMODITY TOTAL		212	2	13	227		TOTAL DE MARCHANDISE
MILK POWDER	U K	86			86	R U	LAIT EN POUDRE
DAIRY PROD. EGGS, HONEY	U K	187			187	R U	PROD. LAIT., OEUF, MIEL
	GER	47			47	ALL	
	GREEK	78			78	GRECQ	
COMMODITY TOTAL		312			312		TOTAL DE MARCHANDISE
MALT AND MALT BLEND	DENMK			4	4	DANMK	MALT ET FARINE DE MALT
BARLEY PROD. INC. FROZEN	U K	2,528	50	39	2,617	R U	PROD. POUL., PROD. CONG.
	DENMK			190	190	DANMK	
	GER	163	1		164	ALL	
	GREEK			1	1	GRECQ	
	NETH	54		1	55	P.BAS	
	NORW			6	6	NORV	
	LIBER	9			9	LIBER	
COMMODITY TOTAL		2,754	51	237	3,042		TOTAL DE MARCHANDISE
MACARONI, CEREAL PROD.	U K	41			41	R U	PATES ALIM. PROD. CEREAL
FRESH FRUITS, BERRIES	U K	18			18	R U	FRUITS, BAIES FRAIS
	NETH	6			6	P.BAS	
	OTHER		17		17	AUTRE	
COMMODITY TOTAL		24	17		41		TOTAL DE MARCHANDISE
FRUIT JUICES	U K	104			104	R U	JUS DE FRUIT
	GER	99			99	ALL	
	NORW		73		73	NORV	
COMMODITY TOTAL		203	73		276		TOTAL DE MARCHANDISE
FRUIT PULP, PUREE	U K	3			3	R U	PULPE DE FRUIT, PUREE
	GER	53			53	ALL	
	NORW		3		3	NORV	
COMMODITY TOTAL		56	3		59		TOTAL DE MARCHANDISE
FRUIT, PRES. NOT CANNED	U K	184		23	207	R U	CONS. FRUITS NON BOITE
	DENMK			116	116	DANMK	
	GER	301			301	ALL	
	NORW		3		3	NORV	
	LIBER	4			4	LIBER	
	OTHER	78			78	AUTRE	
COMMODITY TOTAL		567	3	139	709		TOTAL DE MARCHANDISE
FRUITS, PREP. CANNED	U K	560		24	564	R U	FRUITS PREP. EN BOITE
	DENMK			40	40	DANMK	
	GER	353			353	ALL	
	GREEK			10	10	GRECQ	
	NETH			7	7	P.BAS	
	NORW		2		2	NORV	
COMMODITY TOTAL		893	2	81	976		TOTAL DE MARCHANDISE
NUTS, EXC. OIL NUTS NES	U K	34			34	R U	NOIX, SAUF OLEAG. NDA
	GER	9			9	ALL	
COMMODITY TOTAL		43			43		TOTAL DE MARCHANDISE
VEGETABLES, FRESH	GER	16			16	ALL	LEGUMES, FRAIS
VEGETABLES, DRIED	U K	175			175	R U	LEGUMES, SECS
	GER	1			1	ALL	
	NORW	24			24	NORV	
	LIBER	7			7	LIBER	
COMMODITY TOTAL		207			207		TOTAL DE MARCHANDISE
VEGETABLE PREP. NES	U K	874			874	R U	PREP. DE LEGUMES NOA
	GER	232			232	ALL	
	NORW			41	41	NORV	
	SWEDN			41	41	SUEDE	
	OTHER		13		13	AUTRE	
COMMODITY TOTAL		1,106	13	82	1,201		TOTAL DE MARCHANDISE
RAW SUGAR	U K	1			1	R U	SUCRE BRUT
SUGAR, NES	U K	560		17	577	R U	SUCRE, NDA



TABLE 2. CARGOES UNLOADED AT CANADIAN PORTS FROM FOREIGN COUNTRIES.

TABLÉAU 2. MARCHANDISES DECHARGÉES DANS LES PORTS CANADIENS EN PROVENANCE DE PAYS ÉTRANGERS.

COUNTRY OF ORIGIN AND KIND OF CARGO	REGISTRY OF VESSEL	ATLANTIC ATLANTIQUE	GREAT LAKES GRANDS LACS	PACIFIC PACIFIQUE	TOTAL TOTAL	IMMATIC. DU NAVIRE	PAYS D'ORIGINE ET MARCHANNOISE
UNITED KINGDOM CONT.							ROYAUME-UNI SUITE
COMMODITY TOTAL SYRUP	SWEDN	560		17	17	SUEDE	TOTAL DE MARCHANDISE SIROP
	GER	13		34	594	ALL	
	LIBER	38			13	LIBER	
COMMODITY TOTAL SUGAR PREPARATIONS		51			51		TOTAL DE MARCHANDISE PREP. A BASE DE SUCRE
	U K	5,363	26		5,606	P U	
	DENMK			217	588	DANMK	
	GER	3,369			12	ALL	
	GREEK	34			40	GRECQ	
	NETH	390			1	P.BAS	
	NORW				167	NORV	
	SWEDN				256	SUEDE	
	LIBER	95			95	LIBER	
	OTHER	133			133	AUTRE	
COMMODITY TOTAL COCOA AND CHOCOLATE		9,384	26	1,281	10,691		TOTAL DE MARCHANDISE CACAO ET CHOCOLAT
	U K	3,746	18		3,764	R U	
	GER	1,591			4	ALL	
	NETH	103			103	P.BAS	
	NORW	32			3	NORV	
	SWEDN				10	SUEDE	
	LIBER	428			428	LIBER	
COMMODITY TOTAL COFFEE		5,900	18	17	5,935		TOTAL DE MARCHANDISE CAFE
	GER	22			22	ALL	THE
	U K	656		3	659	R U	
	GER	758	7		765	ALL	
	GREEK	91			91	GRECQ	
	NETH	24			29	P.BAS	
	NORW	239			239	NORV	
	SWEDN				49	SUEDE	
	OTHER	165			165	AUTRE	
COMMODITY TOTAL SPICES		1,933	7	56	1,996		TOTAL DE MARCHANDISE EPICES
	U K	125	30		155	R U	
	GER	13			13	ALL	
	NORW		111		111	NORV	
	LIBER	1			1	LIBER	
COMMODITY TOTAL VINEGAR		139	141		280		TOTAL DE MARCHANDISE VINAIGRE
	U K	6			6	R U	
SALISAGE SKINS, CASINGS	U K	12			12	R U	BOYAUX A SAUCISSES
MISC. FOOD PREP. NES	U K	3,741	131	952	4,824	P U	DIV. PREP. ALIM. NDA
	DENMK			20	20	DANMK	
	GER	2,583		23	2,606	ALL	
	GREEK	74		94	168	GRECQ	
	NETH	74		392	466	P.BAS	
	NORW	84	234	52	370	NORV	
	SWEDN			1,770	1,770	SUEDE	
	LIBER	64			64	LIBER	
	OTHER	263	191		454	AUTRE	
COMMODITY TOTAL GROUND CEREALS NES		6,883	556	3,303	10,742		TOTAL DE MARCHANDISE CEREALES MOULUES NDA
	U K			4	4	R U	
	GREEK		57		57	GRECQ	
COMMODITY TOTAL FEEDS, VEGETABLE ORIGIN			57	4	61		TOTAL DE MARCHANDISE PROV. D'ORIGINE VEGETALE
	U K	32			32	R U	PROV. D'ORIGINE ANIMALE
	U K	234		76	310	R U	
	GER	35			35	ALL	
	SWEDN			30	30	SUEDE	
COMMODITY TOTAL CONC., COMPLETE FEEDS		269		106	375		TOTAL DE MARCHANDISE CONC., PROV. COMPLETES
	U K	42			42	R U	
	GER	13			13	ALL	
	SWEDN			60	60	SUEDE	
COMMODITY TOTAL NON-ALCOHOLIC BEVERAGE		55		60	115		TOTAL DE MARCHANDISE BOISSONS NON-ALCOOLIQ.
	U K	176			176	R U	
	LIBER	39			39	LIBER	
COMMODITY TOTAL ALE, BEER, STOUT, PORTER		215			215		TOTAL DE MARCHANDISE ALE, BIERE, STOUT, PORTER
	U K	459	70	45	574	R U	
	GER	89			89	ALL	
	NETH	13			13	P.BAS	
	NORW		6		6	NORV	
COMMODITY TOTAL WINES		561	76	45	682		TOTAL DE MARCHANDISE VINS
	U K	61	93		154	P U	
	GER	286			286	ALL	
	NETH	342			342	P.BAS	
	NORW	289			348	NORV	
	SWEDN			59	76	SUEDE	
	LIBER	58			58	LIBER	
	OTHER	36			36	AUTRE	
COMMODITY TOTAL FERM. ALCOHOLIC BEV. DIST. ALCOHOLIC BEV.		1,072	93	135	1,300		TOTAL DE MARCHANDISE BOISS. ALCOOL. FERMEN. BOISS. ALCOOL. DIST.
	U K	37			37	R U	
	U K	9,514	2,587	2,417	14,518	R U	
	DENMK			1,555	1,555	DANMK	
	GER	879	490		90	ALL	
	GREEK				409	GRECQ	
	NETH	503			288	P.BAS	
	NORW				9	NORV	
	SWEDN				564	SUEDE	
	LIBER	541			541	LIBER	
	OTHER		1		1	AUTRE	
COMMODITY TOTAL		11,437	3,078	5,332	19,847		TOTAL DE MARCHANDISE

TABLE 2. CARGOES UNLOADED AT CANADIAN PORTS FROM FOREIGN COUNTRIES.

TABLEAU 2. MARCHANDISES DECHARGÉES DANS LES PORTS CANADIENS EN PROVENANCE DE PAYS ÉTRANGERS.

COUNTRY OF ORIGIN AND KIND OF CARGO	REGISTRY OF VESSEL	ATLANTIC ATLANTIQUE	GREAT LAKES GRANDS LACS	PACIFIC PACIFIQUE	TOTAL TOTAL	IMMATIC. DU NAVIRE	PAYS D'ORIGINE ET MARCHANDISE
UNITED KINGDOM CONT. CIGARETTES	U K GER	2 4			2 4	R U ALL	ROYAUME-UNI CIGARETTES
COMMODITY TOTAL		6			6		TOTAL DE MARCHANDISE
TORACCO NES	U K DENMK GER NETH LIBER	102 2 11 4 3	1	1 2	104 2 11 4 3	R U DANMK ALL P.BAS LIBER	TABACS NDA TOTAL DE MARCHANDISE
COMMODITY TOTAL		120	1	3	124		TOTAL DE MARCHANDISE
RAW HIDES AND SKINS	U K GER	27 3			27 3	R U ALL	PEAUX ET CUIRS BRUT
COMMODITY TOTAL		30			30		TOTAL DE MARCHANDISE
CRUDE ANIMAL PROD.NES	U K GER OTHER	12 17 287	1		13 17 287	R U ALL AUTRE	PR.BRUTS ORIG.ANIM.NDA
COMMODITY TOTAL		316	1		317		TOTAL DE MARCHANDISE
SEEDS FOR SOWING NES	U K GER SWEDN OTHER	29 17 9		6	29 17 6	R U ALL SUEDE AUTRE	GRAINES DE SEMENCE NDA
COMMODITY TOTAL		55	5	6	66		TOTAL DE MARCHANDISE
OIL SEEDS,NUTS NES	U K GER NETH LIBER	4 4 4	7	5	5 7 1 4	R U ALL P.BAS LIBER	GRAINES,NOIX OLEAG.NDA PROD.PEPINIERE,SERRE
COMMODITY TOTAL		4	7	1	12		TOTAL DE MARCHANDISE
RUBBER, ALLIED GUMS, NAT	U K DENMK NETH	3 2 2		6	3 6 2	R U DANMK P.BAS	CAOUTCHOUC GOMMES NAT.
COMMODITY TOTAL		3		8	11		TOTAL DE MARCHANDISE
CRUDE VEG.PROD.NES	U K	58			58	R U	PR.BRUTS ORIG.VEG.NDA
LOGS	U K	1			1	R U	BILLES
BOLTS, ROUND TIMBER	U K	48			48	P U	BILLOTS,BOIS RONDS
CRUDE WOOD MTL. NES	GREEK NORW	25 2	2		25 2	GRECQ NORV	MATIERES BOIS BRUT NDA
COMMODITY TOTAL		25	2		27		TOTAL DE MARCHANDISE
WOOL AND ANIMAL HAIR	U K DENMK GER NORW LIBER	2,791 425 23	45	16 16 43	2,836 16 441 43 23	R U DANMK ALL NORV LIBER	LAINES,POILS D'ANIMAL
COMMODITY TOTAL		3,239	45	75	3,359		TOTAL DE MARCHANDISE
TEXTILE FIBRES NES	U K GER LIBER OTHER	1,652 85 8 10	129	3	1,784 85 8 10	R U ALL LIBER AUTRE	FIBRES TEXTILES NDA
COMMODITY TOTAL		1,755	129	3	1,887		TOTAL DE MARCHANDISE
ALUMINA,BAUXITE DRES	U K	23			23	R U	MINERAIS ALUMINE,BAUX.
NICKEL-COPPER DRE	U K	466			466	R U	MINER.DE CUIVRE-NICKEL
DRES AND CONC.NES	U K LIBER	42 11			42 11	R U LIBER	MINERAIS ET CONC.NDA
COMMODITY TOTAL		53			53		TOTAL DE MARCHANDISE
IRON AND STEEL SCRAP	U K			1	1	R U	DECHETS DE FER, D'ACIER
NON-FERROUS MET.SCRAP	U K GER GREEK NETH	1,880 135 21 23			1,880 135 21 23	R U ALL GRECQ P.BAS	DECHETS METAL.NON FER.
COMMODITY TOTAL		2,059			2,059		TOTAL DE MARCHANDISE
SLAG,DROSS,BY-PRODUCTS	U K GER OTHER	3,018 26 90			3,018 26 90	R U ALL AUTRE	POUS.GUEUL.SCOR.PROD.
COMMODITY TOTAL		3,134			3,134		TOTAL DE MARCHANDISE
CRUDE PETROLEUM	NORW LIBER PANAM	45,709 27,084 30,858			45,709 27,084 30,858	NORV LIBER PANAM	PETROLE BRUT
COMMODITY TOTAL		103,651			103,651		TOTAL DE MARCHANDISE
ASBESTOS	U K DENMK GER NORW LIBER	2 24 2		4	2 24 2	R U DANMK ALL NORV LIBER	AMIANTE
COMMODITY TOTAL		28		5	33		TOTAL DE MARCHANDISE
CHINA CLAY	U K GER NORW OTHER	41,692 131 34		10,740 640	41,692 10,871 640 34	R U ALL NORV AUTRE	KAOLIN
COMMODITY TOTAL		41,857		11,380	53,237		TOTAL DE MARCHANDISE
CLAY MATERIALS NES	U K	5,529	17	20	5,566	R U	MATIERES ARGIL.NDA
STONE, CRUDE NES	U K	33			33	R U	PIERRE BRUTE NDA
BARYTES, NATURAL	U K	20			20	R U	BARYTINE NATURELLE
FLUORSPAR	U K CAN	10,904 4,515			10,904 4,515	R U CAN	SPATH FLUOR
COMMODITY TOTAL		15,419			15,419		TOTAL DE MARCHANDISE
GYPNUM	U K	6			6	R U	GYPSE
PHOSPHATE ROCK	U K	4,704			4,704	R U	ROCHE PHOSPHATEE
CRUDE NON-MET.MIN.NES	U K	63			63	R U	MIN.NON-MET.BRUTS NDA

TABLE 2. CARGOES UNLOADED AT CANADIAN PORTS FROM FOREIGN COUNTRIES.

TABLEAU 2. MARCHANDISES DECHARGEES DANS LES PORTS CANADIENS EN PROVENANCE DE PAYS ETRANGERS.

COUNTRY OF ORIGIN AND KIND OF CARGO	REGISTRY OF VESSEL	ATLANTIC ATLANTIQUE	GREAT LAKES GRANDS LACS	PACIFIC PACIFIQUE	TOTAL TOTAL	IMMTRIC. DU NAVIRE	PAYS D'ORIGINE ET MARCHANDISE
UNITED KINGDOM CDNT.	NETH	2			2	P.BAS	RDYAUME-UNI SUITE
COMMODITY TOTAL		65			65		TOTAL DE MARCHANDISE
COTTON, TEXTILE WASTE	U K	388	179		567	P U	DECHETS DE COTON, TEXT.
	GER	59			59	ALL	
	NETH	10			10	P.BAS	
	NORW	118			118	NORV	
	LIBER	2			2	LIBER	
	OTHER	76			76	AUTRE	
COMMODITY TOTAL		653	179		832		TOTAL DE MARCHANDISE
WASTE AND SCRAP NES	U K	208	22		230	R U	DECHETS ET PERIUS NDA
	GFR	17		3	20	ALL	
	LIBER	3			3	LIBER	
COMMODITY TOTAL		228	22	3	253		TOTAL DE MARCHANDISE
LEATHER	U K	239		58	297	R U	CUIR
	GER	43			43	ALL	
	NETH			1	1	P.BAS	
	NORW			11	11	NORV	
COMMODITY TOTAL		282		70	352		TOTAL DE MARCHANDISE
RUBBER FAB. MATERIALS	U K	939	53	56	1,048	R U	DEMI-PROD. CAOUTCHUC
	DENMK			27	27	DANMK	
	GER	295		10	305	ALL	
	NETH	5		3	8	P.BAS	
	SWEDN			1	1	SUEDE	
	OTHER	39			39	AUTRE	
COMMODITY TOTAL		1,278	53	97	1,428		TOTAL DE MARCHANDISE
LUMBER AND TIMBER	U K	200		1	201	R U	BOIS D'OEUVRE ET CHARP.
	SWEDN			88	88	SUEDE	
COMMODITY TOTAL		200		89	289		TOTAL DE MARCHANDISE
FLOORING	U K	2			2	R U	LAMES POUR PARQUET
	GER	43			43	ALL	
	NORW			109	109	NORV	
COMMODITY TOTAL		45		109	154		TOTAL DE MARCHANDISE
VENEER, PLYWOOD	U K	25			25	R U	PLACAGES, CONTRE-PLAQ.
	GER	40			40	ALL	
	NORW	23			23	NORV	
COMMODITY TOTAL		88			88		TOTAL DE MARCHANDISE
COOPERAGE STOCK	U K	107			107	R U	DEMI-PROD. TONNELLERIE
WOOD FAB. MATERIALS	U K	181		114	295	R U	DEMI-PRODUITS EN BOIS
	DENMK			17	17	DANMK	
	GER	27	40		67	ALL	
	GREEK	32			32	GREEC	
	NETH			1	1	P.BAS	
	NORW	26	31		57	NORV	
COMMODITY TOTAL		266	71	132	469		TOTAL DE MARCHANDISE
PULP	U K	7			7	R U	PATE
PAPER NES	U K	494	6	4	504	R U	PAPIER NDA
	DENMK			3	3	DANMK	
	GER	110			119	ALL	
	NETH	3		4	7	P.BAS	
	NORW	2	5		7	NORV	
	LIBER	4			4	LIBER	
	OTHER	6	15		21	AUTRE	
COMMODITY TOTAL		588	26	11	625		TOTAL DE MARCHANDISE
PAPERBOARD	U K	18			18	R U	CARTON
	GER	13			13	ALL	
	LIBER	6			6	LIBER	
	OTHER	1,009			1,009	AUTRE	
COMMODITY TOTAL		1,046			1,046		TOTAL DE MARCHANDISE
BLDG. PAPER AND BOARD	U K	91		21	112	R U	PLAQ. CONSTR., PAP/CART.
	GER	9			9	ALL	
	NORW	27		5	32	NORV	
	OTHER	19			19	AUTRE	
COMMODITY TOTAL		146		26	172		TOTAL DE MARCHANDISE
WET MACHINE BOARD	U K	320	8	1	329	R U	CARTON EN PATE PRESSE
	GER	44			44	ALL	
	NETH	11			11	P.BAS	
COMMODITY TOTAL		375	8	1	384		TOTAL DE MARCHANDISE
CORDAGE, TWINE, ROPE	U K	133	1	7	141	R U	CORDAGE, FICELLE, CORDE
	DENMK			6	6	DANMK	
	GER	24			24	ALL	
	NETH	4		3	7	P.BAS	
	NORW	4			4	NORV	
	SWEDN			573	573	SUEDE	
	LIBER	5			5	LIBER	
COMMODITY TOTAL		170	1	589	760		TOTAL DE MARCHANDISE
JUTE WOVEN FABRICS	U K	94	23	3	120	R U	TISSUS DE JUTE
	GER	2			2	ALL	
COMMODITY TOTAL		96	23	3	122		TOTAL DE MARCHANDISE
TEXTILE FAB. MTL NES	U K	5,052	122	27	5,201	R U	OUVR. EN MAT. TEXT. NDA
	DENMK			6	6	DANMK	
	GER	1,080			1,080	ALL	
	GREEK	71		331	402	GREEC	
	NETH	89		1	90	P.BAS	
	NORW	40		1	41	NORV	
	SWEDN			8	8	SUEDE	



TABLE 2. CARGOES UNLOADED AT CANADIAN PORTS FROM FOREIGN COUNTRIES.

TABLEAU 2. MARCHANDISES DECHARGEES DANS LES PORTS CANADIENS EN PROVENANCE DE PAYS ETRANGERS.

COUNTRY OF ORIGIN AND KIND OF CARGO	REGISTRY OF VESSEL	ATLANTIC ATLANTIQUE	GREAT LAKES GRANDS LACS	PACIFIC PACIFIQUE	TOTAL TOTAL	IMMATIC. DU NAVIRE	PAYS D'ORIGINE ET MARCHANDISE
UNITED KINGDOM CONT.	LIBEP	95			95	LIREP	ROYAUME-UNI
	OTHER	237	5		242	AUTRE	SUITE
COMMODITY TOTAL		6,664	127	374	7,165		TOTAL DE MARCHANDISE
ANIMAL OILS, EXC. MARINE FISH, MARINE ANIMAL OIL	U K	34			34	R U	HUIL. ANIM. SAUF AN. MAR.
	U K	137			137	R U	HUIL. DE POISSON, AN. MAR.
	NORW			5	5	NORV	
COMMODITY TOTAL		137		5	142		TOTAL DE MARCHANDISE
VEG. OILS, FATS NES	U K	337	1,134		1,471	R U	HUIL. MAT. GRAS. VEG. NDA
	NORW		992		992	NORV	
COMMODITY TOTAL		337	2,126		2,463		TOTAL DE MARCHANDISE
OILS, FATS, WAXES NES	U K	193	5	6	204	R U	HUIL. MAT. GRAS. CIPE NDA
	DENMK			44	44	DANMK	
	GER	15			15	ALL	
	NORW		12		12	NORV	
	LIBER	6			6	LIBER	
COMMODITY TOTAL		214	17	50	281		TOTAL DE MARCHANDISE
METALLIC SALTS	U K	3,003		484	3,487	R U	SELS METALLIQUES
	DENMK			194	194	DANMK	
	GER	382	14		396	ALL	
	NETH	19			19	P. BAS	
	NORW	69		186	255	NORV	
	SWEFN			168	168	SUEDE	
	LIBER	41			41	LIBER	
	OTHER	3,240			3,240	AUTRE	
COMMODITY TOTAL		6,754	14	1,032	7,800		TOTAL DE MARCHANDISE
INORGANIC CHEMS. NES	U K	1,751		72	1,823	R U	PROD. CHIM. INORG. NDA
	DENMK			30	30	DANMK	
	GER	781			781	ALL	
	NETH	145			145	P. BAS	
	NORW	8,486	8	20	8,514	NORV	
	SWEFN			41	41	SUEDE	
	LIBER	73			73	LIBER	
	OTHER	33			33	AUTRE	
COMMODITY TOTAL		11,269	8	163	11,440		TOTAL DE MARCHANDISE
ORGANIC CHEMICALS NES	U K	3,577	499	354	4,430	R U	PROD. CHIM. ORGAN. NDA
	DENMK			261	261	DANMK	
	GER	1,462	56		1,518	ALL	
	GREEK			73	73	GRECQ	
	NETH	21		1	22	P. BAS	
	NORW	1,523	238	61	1,822	NORV	
	SWEFN			165	165	SUEDE	
	LIBER	480			480	LIBER	
	OTHER	100	130		230	AUTRE	
COMMODITY TOTAL		7,163	923	915	9,001		TOTAL DE MARCHANDISE
EXPLOS., FUSES, CAPS	U K	105			105	R U	EXPLOS., AMORCES, DET.
	DENMK	47			47	DANMK	
	GER	9,122			9,122	ALL	
	NETH	9			9	P. BAS	
COMMODITY TOTAL		9,283			9,283		TOTAL DE MARCHANDISE
POTASH FERTILIZERS NES	U K	3			3	R U	POTASSE
	U K	100		34	134	R U	ENGRAIS CHIMIQUE NDA
	DENMK			53	53	DANMK	
	GER	20			20	ALL	
	GREEK			33	33	GRECQ	
	NORW			3	3	NORV	
COMMODITY TOTAL		120		123	243		TOTAL DE MARCHANDISE
AGRICULTURAL CHEMICALS	U K	827		20	847	R U	PROD. CHIM. AGRICOLLES
	GER	45			45	ALL	
	NETH	244			244	P. BAS	
	NORW	2		10	12	NORV	
	LIBER	4			4	LIBER	
COMMODITY TOTAL		1,122		30	1,152		TOTAL DE MARCHANDISE
SYNTHETIC RUBBER	U K	1,641			1,641	R U	CAOUTCHOUC SYNTHETIQUE
	GER	275			275	ALL	
COMMODITY TOTAL		1,916			1,916		TOTAL DE MARCHANDISE
PLASTIC MATERIALS	U K	2,298	14	23	2,335	R U	MATIERES PLASTIQUES
	DENMK			53	53	DANMK	
	GER	523	16		549	ALL	
	GREEK			18	18	GRECQ	
	NETH	65			65	P. BAS	
	NORW		66	7	73	NORV	
	SWEFN			11	11	SUEDE	
	LIBER	48			48	LIBER	
	OTHER	38	6		44	AUTRE	
COMMODITY TOTAL		2,982	102	112	3,196		TOTAL DE MARCHANDISE
DYESTUFF, PIGMENT, PAINT	U K	1,328	1	31	1,360	R U	MAT. COLOR. PIG. PEINTURE
	DENMK			23	23	DANMK	
	GER	167			167	ALL	
	NETH	9		11	20	P. BAS	
	NORW	5	31	34	43	NORV	
	SWEFN			28	28	SUEDE	
	LIBER	27			27	LIBER	
	OTHER	4	39		43	AUTRE	
COMMODITY TOTAL		1,540	71	127	1,738		TOTAL DE MARCHANDISE
CHIM. SPECIALTIES NES	U K	2,274	111		2,385	R U	PROD. CHIM. SPECIALTIES NDA
	DENMK			18	18	DANMK	

TABLE 2. CARGOES UNLOADED AT CANADIAN PORTS FROM FOREIGN COUNTRIES.

TABLEAU 2. MARCHANDISES DECHARGEES DANS LES PORTS CANADIENS EN PROVENANCE DE PAYS ETRANGERS.

COUNTRY OF ORIGIN AND KIND OF CARGO	REGISTRY OF VESSEL	ATLANTIC ATLANTIQUE	GREAT LAKES GRANDS LACS	PACIFIC PACIFIQUE	TOTAL TOTAL	IMMATIC. DU NAVIRE	PAYS D'ORIGINE ET MARCHANDISE
UNITED KINGDOM CONT.							ROYAUME-UNI SUITE
	GER	376	2	30	408	ALL	
	GREEK			4	4	GRECQ	
	NETH			5	5	P.BAS	
	NORW	6	3		9	NORV	
	SWEDN			20	20	SUEDE	
	LIBER	77			77	LIBER	
	OTHER	127	6		133	AUTRE	
COMMODITY TOTAL		2,860	122	77	3,059		TOTAL DE MARCHANDISE
GASOLINE	U K	2			2	R U	ESSENCE
FUEL OIL	U K	15,227			15,227	R U	MAZOUT
	LIBER	21,696			21,696	LIBER	
COMMODITY TOTAL		36,923			36,923		TOTAL DE MARCHANDISE
LUBRICATING OIL, GREASE	U K	56	93	2	151	R U	HUILE, GRAISSE LUBRIF.
	DENMK			5	5	DANMK	
	GER	36	9		45	ALL	
	GREEK	46			46	GRECQ	
	NETH			5	5	P.BAS	
	OTHER	6			6	AUTRE	
COMMODITY TOTAL		144	102	12	258		TOTAL DE MARCHANDISE
ASPHALTS, ROAD OILS	U K				32	R U	ASPHALTE, BITUME LIQD.
	NORW				3	NORV	
COMMODITY TOTAL					35		TOTAL DE MARCHANDISE
COAL TAR, PITCH	U K	211		1	212	R U	GOUDRON, BRAI DE BOUIL.
	DENMK			228	228	DANMK	
	GER			5,279	5,279	ALL	
	NORW	126		16,237	16,363	NORV	
	PANAM			3,934	3,934	PANAM	
COMMODITY TOTAL		337		25,679	26,016		TOTAL DE MARCHANDISE
PETROL. COAL PROD. NES	U K	22		5	27	R U	DERIVE PETR. CHARB. NDA
	DENMK			38	38	DANMK	
	GER		22		22	ALL	
COMMODITY TOTAL		22	22	43	87		TOTAL DE MARCHANDISE
FERRO-ALLOYS	U K	227	28	2	257	R U	FERRO-ALLIAGES
	GER	16			16	ALL	
	NETH	34			34	P.BAS	
	NORW	22			22	NORV	
	OTHER	15			15	AUTRE	
COMMODITY TOTAL		314	28	2	344		TOTAL DE MARCHANDISE
PRIMARY IRON, STEEL NES	U K	634	403		1,037	R U	FER, ACIER PRIMAIR. NDA
	DENMK			112	112	DANMK	
	GER	39			39	ALL	
	NORW	22	1,689		1,711	NORV	
COMMODITY TOTAL		695	2,092	112	2,899		TOTAL DE MARCHANDISE
CASTINGS, FORGINGS	U K	2,010	190		2,200	R U	MOUL. PIECES FORGEES
	GER	773			773	ALL	
	NORW		6,758		6,758	NORV	
	LIBER		2,138		2,138	LIBER	
	OTHER	20			20	AUTRE	
COMMODITY TOTAL		2,803	9,086		11,889		TOTAL DE MARCHANDISE
BARS AND RODS, STEEL	U K	6,536	4,916	212	11,664	R U	BARRES ET TIGES ACIER
	DENMK			261	261	DANMK	
	GER	762	27		789	ALL	
	GREEK			42	42	GRECQ	
	NETH	183			89	P.BAS	
	NORW	142		2,569	2,711	NORV	
	SWEDN			97	97	SUEDE	
COMMODITY TOTAL		7,623	4,943	3,270	15,836		TOTAL DE MARCHANDISE
PLATE & SHEET STEEL	U K	5,700	1,409	885	7,994	R U	TOLES, FEUILLES DACIER
	DENMK	57		2,074	2,131	DANMK	
	GER	2,449	5		2,454	ALL	
	GREEK	26		58	84	GRECQ	
	NORW			1,776	1,776	NORV	
	SWEDN			305	305	SUEDE	
	LIBER	62			62	LIBER	
	OTHER	40	51		91	AUTRE	
COMMODITY TOTAL		8,334	1,465	5,098	14,897		TOTAL DE MARCHANDISE
STRUCTURAL SHAPES	U K	26,171	8,572	1,465	36,208	R U	PROFILES DE CONSTRUCT.
	DENMK	1,479		1,848	3,327	DANMK	
	GER	14,004	43	162	14,209	ALL	
	GREEK			539	539	GRECQ	
	NETH	1,432		150	1,582	P.BAS	
	NORW	2,095		1,750	3,845	NORV	
	SWEDN			663	663	SUEDE	
	LIBER	5,707			5,707	LIBER	
	OTHER	146			146	AUTRE	
COMMODITY TOTAL		51,034	8,615	6,577	66,226		TOTAL DE MARCHANDISE
RAILS & TRACK MATERIAL	U K	101	869		970	R U	RAILS, MAT. VOIE FERREE
	GER	922			922	ALL	
	NORW			6	6	NORV	
	OTHER	82			82	AUTRE	
COMMODITY TOTAL		1,105	869	6	1,980		TOTAL DE MARCHANDISE
PIPES, TUBES: IRON, STEEL	U K	5,529	2,052	3,264	10,845	R U	TUYAUX, TUBES: FER, ACIER
	DENMK	763		274	1,037	DANMK	
	GER	2,355	852	1,900	5,107	ALL	
	GREEK			93	93	GRECQ	
	NETH			819	819	P.BAS	

TABLE 2. CARGOES UNLOADED AT CANADIAN PORTS FROM FOREIGN COUNTRIES.

TABLÉAU 2. MARCHANDISES DECHARGÉES DANS LES PORTS CANADIENS EN PROVENANCE DE PAYS ÉTRANGERS.

COUNTRY OF ORIGIN AND KIND OF CARGO	REGISTRY OF VESSEL	ATLANTIC ATLANTIQUE	GREAT LAKES GRANDS LACS	PACIFIC PACIFIQUE	TOTAL TOTAL	IMMATIC. DU NAVIRE	PAYS D'ORIGINE ET MARCHANDISE
UNITED KINGDOM CONT.							ROYAUME-UNI SUITE
	NORW	25		409	434	NORV	
	SWEDN			564	564	SUEDE	
	LIBER	96			96	LIBER	
	OTHER	30			30	AUTRE	
COMMODITY TOTAL WIRE		8,798	2,904	7,323	19,025		TOTAL DE MARCHANDISE FIL METALLIQUE
	U K	10,249	223	104	10,576	R U	
	DENMK			251	251	DANMK	
	GER	1,047		30	1,077	ALL	
	GREEK	21		56	77	GRECQ	
	NETH			26	26	P.BAS	
	NORW			84	84	NORV	
	SWEDN			4,698	4,698	SUEDE	
	LIBER	87			87	LIBER	
	OTHER	5	13		18	AUTRE	
COMMODITY TOTAL ALUMINUM		11,409	236	5,249	16,894		TOTAL DE MARCHANDISE ALUMINIUM
	U K	449	8	24	481	R U	
	DENMK			46	46	DANMK	
	GER	1,028	3		1,031	ALL	
	NETH	65			65	P.BAS	
	SWEDN			2	2	SUEDE	
	LIBER	26			26	LIBER	
COMMODITY TOTAL COPPER AND ALLOYS		1,568	11	72	1,651		TOTAL DE MARCHANDISE CUIVRE ET ALLIAGES
	U K	417	11		428	R U	
	GER	300			300	ALL	
	SWEDN			12	12	SUEDE	
	OTHER	23			23	AUTRE	
COMMODITY TOTAL LEAD AND ALLOYS		740	11	12	763		TOTAL DE MARCHANDISE PLOMB ET ALLIAGES
	U K	70			70	R U	
	GER	65			65	ALL	
	NORW	30			30	NORV	
	SWEDN			5	5	SUEDE	
COMMODITY TOTAL NICKEL AND ALLOYS		165		5	170		TOTAL DE MARCHANDISE NICKEL ET ALLIAGES
	U K	17			17	R U	
	GER	34			34	ALL	
	LIBER	1			1	LIBER	
COMMODITY TOTAL ZINC AND ALLOYS		52			52		TOTAL DE MARCHANDISE ZINC ET ALLIAGES
	U K	7			7	R U	
	GER	94			94	ALL	
	NETH	18			18	P.BAS	
COMMODITY TOTAL NON-FERROUS METALS NDA		119			119		TOTAL DE MARCHANDISE METAUX NON-FERRÉUX NDA
	U K	138	19	17	174	R U	
	DENMK			6	6	DANMK	
	GER	107	55		162	ALL	
	NETH			1	1	P.BAS	
	NORW			4	4	NORV	
	OTHER	55			55	AUTRE	
COMMODITY TOTAL METAL FAB. BASIC PROD.		300	74	28	402		TOTAL DE MARCHANDISE OUVR. DE BASE EN METAL
	U K	7,754	779	298	8,831	R U	
	DENMK	2,460		202	2,662	DANMK	
	GER	4,128	10	18	4,156	ALL	
	GREEK	85		12	97	GRECQ	
	NETH	141		28	169	P.BAS	
	NORW	86	50	486	622	NORV	
	SWEDN			489	489	SUEDE	
	LIBER	372			372	LIBER	
	OTHER	265	43		308	AUTRE	
COMMODITY TOTAL BUILDING BRICK, CLAY		15,291	882	1,533	17,706		TOTAL DE MARCHANDISE BRIQ. A BATIR ARGILE
	U K	307	30		337	R U	
	NORW			5	5	NORV	
COMMODITY TOTAL BRICKS, TILES NDA		307	30	5	342		TOTAL DE MARCHANDISE BRIQUES, TUILES NDA
	U K	4,779	523		5,302	R U	
	GER	1,290			1,290	ALL	
	NORW		9		9	NORV	
COMMODITY TOTAL GLASS BASIC PRODUCTS		6,069	532		6,601		TOTAL DE MARCHANDISE OUVR. DE BASE EN VERRE
	U K	3,207	796	76	4,079	R U	
	DENMK			329	329	DANMK	
	GER	1,020			1,020	ALL	
	GREEK	66		65	131	GRECQ	
	NORW	50	96	8	154	NORV	
	SWEDN			14	14	SUEDE	
	LIBER	76			76	LIBER	
	OTHER	20	80		100	AUTRE	
COMMODITY TOTAL ASBESTOS BASIC PROD.		4,439	972	492	5,903		TOTAL DE MARCHANDISE OUVR. DE BASE AMIANTE
	U K	301		14	315	R U	
	GER	38			38	ALL	
	NETH	34			34	P.BAS	
	NORW	32		23	55	NORV	
	SWEDN			12	12	SUEDE	
	OTHER	9			9	AUTRE	
COMMODITY TOTAL CEMENT		414		49	463		TOTAL DE MARCHANDISE CIMENT
	U K	133			133	R U	
	DENMK			10	10	DANMK	
	GER	374			374	ALL	
	SWEDN			1,776	1,776	SUEDE	
	LIBER	597			597	LIBER	
COMMODITY TOTAL		1,104		1,786	2,890		TOTAL DE MARCHANDISE



TABLE 2. CARGOES UNLOADED AT CANADIAN PORTS FROM FOREIGN COUNTRIES.

TABLEAU 2. MARCHANDISES DECHARGEES DANS LES PORTS CANADIENS EN PROVENANCE DE PAYS ETRANGERS.

COUNTRY OF ORIGIN AND KIND OF CARGO	REGISTRY OF VESSEL	ATLANTIC ATLANTIQUE	GREAT LAKES GRANDS LACS	PACIFIC PACIFIQUE	TOTAL TOTAL	IMMATIC. DU NAVIRE	PAYS D'ORIGINE ET MARCHANDISE
UNITED KINGDOM CONT. CEMENT BASIC PROD.	U K	268	70		338	R U	ROYAUME-UNI SUITE
	NORW	29		3	32	NORV	OUVR. DE BASE CIMENT
COMMODITY TOTAL		297	70	3	370		TOTAL DE MARCHANDISE
LIME	U K	64			64	R U	CHAUX
NON-MET. MIN. BASIC PROD	U K	1,606	51	84	1,741	R U	PROD. MIN. NON-MET. BASE
	DENMK			98	98	DANMK	
	GER	547			547	ALL	
	GREEK			20	20	GRECQ	
	NORW			40	40	NORV	
	SWEDN			47	47	SUEDE	
	LIBER	38			38	LIBER	
COMMODITY TOTAL		2,191	51	289	2,531		TOTAL DE MARCHANDISE
MISC. FABRICATED PROD.	U K	6,765	198	490	7,453	R U	OUVRAGES DIVERS
	DENMK			391	391	DANMK	
	GER	1,046	43		1,089	ALL	
	GREEK			173	173	GRECQ	
	NETH			23	23	P. BAS	
	NORW			141	141	NORV	
	SWEDN			581	581	SUEDE	
	LIBER	44			44	LIBER	
	OTHER	107			107	AUTRE	
COMMODITY TOTAL		7,962	241	1,799	10,002		TOTAL DE MARCHANDISE
TRACTORS	U K	10,148	1,853	83	12,084	R U	TRACTEURS
	DENMK			58	58	DANMK	
	GER	389		5	394	ALL	
	GREEK	500			500	GRECQ	
	NETH	35		116	151	P. BAS	
	NORW	65	34	101	200	NORV	
	SWEDN			20	20	SUEDE	
	LIBER	363			363	LIBER	
	OTHER		5		5	AUTRE	
COMMODITY TOTAL		11,500	1,892	383	13,775		TOTAL DE MARCHANDISE
MACHINERY NES	U K	28,848	4,600	1,969	35,417	R U	MACHINES NDA
	DENMK	1,163		1,662	2,825	DANMK	
	GER	9,248	901	98	10,247	ALL	
	GREEK	683	171	379	1,233	GRECQ	
	NETH	701		919	1,620	P. BAS	
	NORW	369	1,281	626	2,276	NORV	
	SWEDN			828	828	SUEDE	
	LIBER	831			831	LIBER	
	OTHER	882	1,219		2,101	AUTRE	
COMMODITY TOTAL		42,725	8,172	6,481	57,378		TOTAL DE MARCHANDISE
RAILWAY ROLLING STOCK	U K	1,621			1,621	R U	MAT. POUL. DE CH. DE FER
	GER	20		69	70	ALL	
	NORW			69	69	NORV	
COMMODITY TOTAL		1,641		69	1,710		TOTAL DE MARCHANDISE
PASS. AUTOS AND CHASSIS	U K	1,225	344	610	2,179	R U	VOITURES PART., CHASSIS
	DENMK			10	10	DANMK	
	GER	211			211	ALL	
	GREEK	6,024		1	6,025	GRECQ	
	NETH			13	13	P. BAS	
	NORW	601	2,129	2,343	5,073	NORV	
	SWEDN	489		78	567	SUEDE	
	LIBER	3,045	1,042		4,087	LIBER	
	OTHER	1,696	343	839	2,878	AUTRE	
COMMODITY TOTAL		13,291	3,858	3,894	21,043		TOTAL DE MARCHANDISE
BUSFS AND CHASSIS	LIBER	8			8	LIBER	AUTOBUS ET CHASSIS
TRUCKS AND CHASSIS	U K	261	63		324	R U	CAMIONS ET CHASSIS
	DENMK			35	35	DANMK	
	GER	7			7	ALL	
	NORW		18		18	NORV	
COMMODITY TOTAL		268	81	35	384		TOTAL DE MARCHANDISE
MOTOR VEHICLE ENGINES	U K	4,518	77	35	4,630	R U	MOTEURS DE VEH. AUTOM.
	DENMK			21	21	DANMK	
	GER	461			461	ALL	
	GREEK	98			98	GRECQ	
	NETH	72		18	90	P. BAS	
	NORW	69		1	69	NORV	
	SWEDN			16	16	SUEDE	
	LIBER	101			101	LIBER	
	OTHER	126			126	AUTRE	
COMMODITY TOTAL		5,444	77	91	5,612		TOTAL DE MARCHANDISE
ROAD MOTOR VEH. NES	U K	705	46	32	783	R U	VEH. AUTOM. ROUTIERS NDA
	DENMK			103	103	DANMK	
	GER	976			976	ALL	
	GREEK	13		17	30	GRECQ	
	NETH	23		4	27	P. BAS	
	NORW		55	23	78	NORV	
	SWEDN			59	59	SUEDE	
	LIBER	54	28		82	LIBER	
COMMODITY TOTAL		1,771	129	238	2,138		TOTAL DE MARCHANDISE
SHIPS, AIRCRAFT, MIS. VEH	U K	909	20	48	977	R U	NAVIRES, AVIONS, VEH. DIV
	DENMK			15	15	DANMK	
	GER	211	5		216	ALL	
	GREEK			5	5	GRECQ	
	NETH	36		3	39	P. BAS	

TABLE 2. CARGOES UNLOADED AT CANADIAN PORTS FROM FOREIGN COUNTRIES.

TABLEAU 2. MARCHANDISES DECHARGEES DANS LES PORTS CANADIENS EN PROVENANCE DE PAYS ETRANGERS.

COUNTRY OF ORIGIN AND KIND OF CARGO	REGISTRY OF VESSEL	ATLANTIC ATLANTIQUE	GREAT LAKES GRANDS LACS	PACIFIC PACIFIQUE	TOTAL TOTAL	IMMATIC. DU NAVIRE	PAYS D'ORIGINE ET MARCHANDISE
UNITED KINGDOM CONT.							ROYAUME-UNI SUITE
	NORW	3		11	14	NORV	
	SWEDN			422	422	SUEDE	
	LIBER	23			23	LIBER	
	OTHER		4		4	AUTRE	
COMMODITY TOTAL		1,182	29	504	1,715		TOTAL DE MARCHANDISE
RUBBER TIRES AND TUBES	U K	282	47	13	342	R U	PNEUS, CHAMBRES A AIR
	DENMK			6	6	DANMK	
	GER	768			768	ALL	
	NETH	10			10	P.BAS	
	NORW		7	26	33	NORV	
	SWEDN			21	21	SUEDE	
COMMODITY TOTAL		1,060	54	66	1,180		TOTAL DE MARCHANDISE
EQUIPMENT MISC.	U K	10,897	131	193	11,221	R U	MATERIEL DIVERS
	DENMK			287	287	DANMK	
	GER	3,181	53		3,234	ALL	
	GREEK	234	3	28	265	GRECO	
	NETH	203		7	210	P.BAS	
	NORW	23	30	318	371	NORV	
	SWEDN			265	265	SUEDE	
	LIBER	279			279	LIBER	
	OTHER	274	2		276	AUTRE	
COMMODITY TOTAL		15,091	219	1,098	16,408		TOTAL DE MARCHANDISE
PERSONAL, HOUSEHOLD GOODS	U K	12,131	655	922	13,708	R U	ART. PERS. ET MENAGERS
	DENMK			1,374	1,374	DANMK	
	GER	4,588	12	36	4,636	ALL	
	GREEK	4		117	121	GRECO	
	NETH	213		124	337	P.BAS	
	NORW	16	141	246	403	NORV	
	SWEDN			524	524	SUEDE	
	LIBER	301			301	LIBER	
	OTHER	223	156		379	AUTRE	
COMMODITY TOTAL		17,476	964	3,343	21,783		TOTAL DE MARCHANDISE
FIREARMS, AMMUNITION	U K	61			61	R U	ARMES A FEU, MUNITIONS
	GER	34			34	ALL	
	NETH	2			2	P.BAS	
	NORW		6		6	NORV	
	OTHER	25			25	AUTRE	
COMMODITY TOTAL		122	6		128		TOTAL DE MARCHANDISE
CONTAINERS, CLOSURES	U K	16,498	2,428	10	18,936	R U	CONTENEURS, FERMETURES
	DENMK			18	18	DANMK	
	GER	2,595			2,595	ALL	
	NETH	85			85	P.BAS	
	NORW	247		33	280	NORV	
	LIBER	564			564	LIBER	
	OTHER	67			67	AUTRE	
COMMODITY TOTAL		20,056	2,428	61	22,545		TOTAL DE MARCHANDISE
MISC. END PRODUCTS NES	U K	5,650	295	54	5,999	R U	PRODUITS FINIS DIV. NDA
	DENMK			39	39	DANMK	
	GER	4,250	25	2	4,277	ALL	
	GREEK			2	2	GRECO	
	NETH	187		16	203	P.BAS	
	NORW	41	331	6	378	NORV	
	SWEDN			380	380	SUEDE	
	LIBER	192			192	LIBER	
	OTHER	361	28		389	AUTRE	
COMMODITY TOTAL		10,681	679	499	11,859		TOTAL DE MARCHANDISE
GENERAL CARGO	U K	150,435	3,735	461	154,631	R U	MARCHANDISES DIVERSES
	DENMK			777	777	DANMK	
	GER	15,486	7	53	15,546	ALL	
	GREEK	824	4	122	950	GRECO	
	NETH	1,615			1,615	P.BAS	
	NORW	1,140		61	1,201	NORV	
	SWEDN			1,232	1,232	SUEDE	
	LIBER	443			443	LIBER	
	PANAM	2,526			2,526	PANAM	
	OTHER	1,386			1,386	AUTRE	
COMMODITY TOTAL		173,855	3,746	2,706	180,307		TOTAL DE MARCHANDISE
COUNTRY/REGION TOTAL		773,467*	64,375*	105,549*	943,391*		TOTAL DE PAYS/REGION
MALTA AND GOZO							MALTE ET GOZZO
MISC. FOOD PREP. NES	GREEK		3		3	GRECO	DIV. PREP. ALIM. NDA
	ITALY		2		2	ITAL	
COMMODITY TOTAL			5		5		TOTAL DE MARCHANDISE
TEXTILE FAB. MTL NES	GREEK	166			166	GRECO	OUVR. EN MAT. TEXT. NDA
	ITALY	49			49	ITAL	
	OTHER	92			92	AUTRE	
COMMODITY TOTAL		307			307		TOTAL DE MARCHANDISE
PASS. AUTOS AND CHASSIS	GREEK	1			1	GRECO	VOITURES PART., CHASSIS
PERSONAL, HOUSEHOLD GOODS	GREEK	3	21		24	GRECO	ART. PERS. ET MENAGERS
	OTHER		4		4	AUTRE	
COMMODITY TOTAL		3	25		28		TOTAL DE MARCHANDISE
MISC. END PRODUCTS NES	GREEK		3		3	GRECO	PRODUITS FINIS DIV. NDA
GENERAL CARGO	OTHER	3			3	AUTRE	MARCHANDISES DIVERSES
COUNTRY/REGION TOTAL		314*	33*	*	347*		TOTAL DE PAYS/REGION

TABLE 2. CARGOES UNLOADED AT CANADIAN PORTS FROM FOREIGN COUNTRIES.

TABLEAU 2. MARCHANDISES DECHARGEES DANS LES PORTS CANADIENS EN PROVENANCE DE PAYS ETRANGERS.

COUNTRY OF ORIGIN AND KIND OF CARGO	REGISTRY OF VESSEL	ATLANTIC ATLANTIQUE	GREAT LAKES GRANDS LACS	PACIFIC PACIFIQUE	TOTAL TOTAL	IMMATIC. DU NAVIRE	PAYS D'ORIGINE ET MARCHANDISE
<b>BELGIUM-LUXEMB</b>							
MEAT, FRESH OR FROZEN	LIBER		2		2	LIBER	BELGIQUE-LUX.
	OTHER			14	14	AUTRE	VIANDE, FRAICHE / CONG.
COMMODITY TOTAL			2	14	16		TOTAL DE MARCHANDISE
MEAT AND MEAT PREP. NES	GER	90			90	ALL	VIANDES ET PREP. NDA
	OTHER	122			122	AUTRE	
COMMODITY TOTAL		212			212		TOTAL DE MARCHANDISE
FISH, FRESH OR FROZEN	GER	22			22	ALL	POISSON, FRAIS OU CONG.
	OTHER	33			33	AUTRE	
COMMODITY TOTAL		55			55		TOTAL DE MARCHANDISE
FISH, CANNED	GER	19			19	ALL	POISSON EN BOITES
BUTTER	GER	135			135	ALL	BEURRE
CHEESE	U K	79			79	R U	FROMAGE
	GER	586		12	598	ALL	
	NETH	1			1	P. BAS	
	SWEDN			1	1	SUEDE	
	LIBER	28			28	LIBER	
	OTHER	179			179	AUTRE	
COMMODITY TOTAL		873		13	886		TOTAL DE MARCHANDISE
MILK POWDER	OTHER	60			60	AUTRE	LAIT EN POWDRF
DAIRY PROD. EGGS, HONEY	GER	18			18	ALL	PROD. LAIT., OEUFS, MIEL
	NORW	20			20	NORV	
	OTHER	250			250	AUTRE	
COMMODITY TOTAL		288			288		TOTAL DE MARCHANDISE
BAKERY PROD. INC. FROZEN	U K	6			6	R U	PROD. BOUL., PROD. CONG.
	NORW	14			14	NORV	
COMMODITY TOTAL		20			20		TOTAL DE MARCHANDISE
MACARONI, CEREAL PROD.	GER	10			10	ALL	PATES ALIM. PROD. CERFAL
	LIBER	22			22	LIBER	
	OTHER			2	2	AUTRE	
COMMODITY TOTAL		32		2	34		TOTAL DE MARCHANDISE
FRESH FRUITS, BERRIES	OTHER	3,798			3,798	AUTRE	FRUITS, BAIES FRAIS
FRUIT JUICES	GER	103		19	122	ALL	JUS DE FRUIT
	OTHER	2		69	71	AUTRE	
COMMODITY TOTAL		105		88	193		TOTAL DE MARCHANDISE
FRUIT PULP, PUREE	GER	375			375	ALL	PULPE DE FRUIT, PURSE
	OTHER	6			6	AUTRE	
COMMODITY TOTAL		381			381		TOTAL DE MARCHANDISE
FRUIT, PRES. NOT CANNED	GER		4		4	ALL	CONS. FRUITS NON BOITE
	OTHER	2			2	AUTRE	
COMMODITY TOTAL		2	4		6		TOTAL DE MARCHANDISE
FRUITS, PREP. CANNED	GER		8	10	18	ALL	FRUITS PREP. EN BOITE
	OTHER			23	23	AUTRE	
COMMODITY TOTAL			8	33	41		TOTAL DE MARCHANDISE
PEANUTS	GER	30			30	ALL	CACAHUETES
NUTS, EXC. OIL NUTS NES	GER		11		11	ALL	NOIX, SAUF OLEAG. NDA
VEGETABLES, FRESH	U K	168			168	R U	LEGUMES, FRAIS
	GER	212	218		430	ALL	
	NETH	42			42	P. BAS	
	OTHER	86			86	AUTRE	
COMMODITY TOTAL		508	218		726		TOTAL DE MARCHANDISE
VEGETABLES, DRIED	GER			2	2	ALL	LEGUMES, SECS
	LIBER	3			3	LIBER	
	OTHER	10			10	AUTRE	
COMMODITY TOTAL		13		2	15		TOTAL DE MARCHANDISE
VEGETABLE PREP. NES	U K	39			39	R U	PREP. DE LEGUMES NDA
	GER	250	8	104	362	ALL	
	GREEK	736			736	GREQC	
	NORW			5	5	NORV	
	SWEDN			160	160	SUEDE	
	OTHER			74	74	AUTRE	
COMMODITY TOTAL		1,025	8	343	1,376		TOTAL DE MARCHANDISE
SUGAR PREPARATIONS	U K	154			154	R U	PREP. A BASE DE SUCRE
	GER	294		19	313	ALL	
	NETH	37			37	P. BAS	
	LIBER	16	7		23	LIBER	
	OTHER	164			164	AUTRE	
COMMODITY TOTAL		665	7	19	691		TOTAL DE MARCHANDISE
COCOA AND CHOCOLATE	GER	206		7	213	ALL	CACAO ET CHOCOLAT
	LIBER	20			20	LIBER	
	OTHER	139			139	AUTRE	
COMMODITY TOTAL		365		7	372		TOTAL DE MARCHANDISE
COFFEE	GER	13			13	ALL	CAFE
TEA	GER	49		3	52	ALL	THE
	NORW	22			22	NORV	
	OTHER	284			284	AUTRE	
COMMODITY TOTAL		355		3	358		TOTAL DE MARCHANDISE
SPICES	OTHER	18	2		20	AUTRE	EPICES
SALMAGE, SKINS, CASINGS	OTHER	15			15	AUTRE	BOYAUX A SAUCISSES
MISC. FOOD PREP. NES	U K	34			34	R U	DIV. PREP. ALIM. NDA
	GER	1,063	64	4	1,131	ALL	
	NETH	5			5	P. BAS	
	NORW	43			43	NORV	
	SWEDN			291	291	SUEDE	
	LIBER	211			211	LIBER	
	OTHER	542	3		545	AUTRE	
COMMODITY TOTAL		1,898	67	299	2,264		TOTAL DE MARCHANDISE



TABLE 2. CARGOES UNLOADED AT CANADIAN PORTS FROM FOREIGN COUNTRIES.

TABLEAU 2. MARCHANDISES DECHARGEES DANS LES PORTS CANADIENS EN PROVENANCE DE PAYS ETRANGERS.

COUNTRY OF ORIGIN AND KIND OF CARGO	REGISTRY OF VESSEL	ATLANTIC ATLANTIQUE	GREAT LAKES GRANDS LACS	PACIFIC PACIFIQUE	TOTAL TOTAL	IMMATIC. DU NAVIRE	PAYS D'ORIGINE ET MARCHANDISE
BELGIUM-LUXEMB. CONT. NON-ALCOHOLIC BEVERAGE ALE, BEER, STOUT, PORTER	LIBER GER OTHER	21 37 26		3	21 40 26	LIBER ALL AUTRE	BELGIQUE-LUX. SUITE BOISSONS NON-ALCOOLIQ. ALE, BIERE, STOUT, PORTER
COMMODITY TOTAL		63		3	66		TOTAL DE MARCHANDISE
WINES	U K GER GREEK NETH OTHER	129 380 5 75 87		6	129 386 5 75 87	R U ALL GRECQ P.BAS AUTRE	VINS
COMMODITY TOTAL		676		6	682		TOTAL DE MARCHANDISE
FERM. ALCOHOLIC BEV.	GER OTHER	619 461		98	717 461	ALL AUTRE	ROISS. ALCOOL. FERME.
COMMODITY TOTAL		1,080		98	1,178		TOTAL DE MARCHANDISE
DIST. ALCOHOLIC BEV.	U K GER NETH SWEDN OTHER	61 16 3 207 287		48 286 334	61 64 3 286 621	R U ALL P.BAS SUEDE AUTRE	BOISS. ALCOOL. DIST.
COMMODITY TOTAL		287		334	621		TOTAL DE MARCHANDISE
TOBACCO NES	U K LIBER	3 5			3 5	R U LIBER	TABACS NDA
COMMODITY TOTAL		8			8		TOTAL DE MARCHANDISE
RAW HIDES AND SKINS CRUDE ANIMAL PROD. NES	GER U K GER OTHER	3 4 98 101			3 4 98 101	ALL R U ALL AUTRE	PEAUX ET CUIRS BRUT PR. BRUTS ORIG. ANIM. NDA
COMMODITY TOTAL		203			203		TOTAL DE MARCHANDISE
SEEDS FOR SOWING NES	GER LIBER	6 5	5		6 5	ALL LIBER	GRAINES DE SEMENCE NDA
COMMODITY TOTAL		6	5		11		TOTAL DE MARCHANDISE
SOYA BEANS NURSERY, GREENHSE STOCK	U K U K GER GREEK SWEDN LIBER OTHER	22 38 14 13 572 659	59		22 49 14 13 572 699	R U R U ALL GRECQ SUEDE LIBER AUTRE	GRAINE DE SOYA PROD. PEPINIERE, SERRE
COMMODITY TOTAL		659	59	40	699		TOTAL DE MARCHANDISE
CRUDE VEG. PROD. NES	OTHER	9			9	AUTRE	PR. BRUTS ORIG. VEG. NDA
WOOL AND ANIMAL HAIR	GER OTHER	6 47			6 47	ALL AUTRE	LAINE, POILS ANIMAL
COMMODITY TOTAL		53			53		TOTAL DE MARCHANDISE
TEXTILE FIBRES NES	U K GER GREEK NETH NORW LIBER OTHER	254 249 60 8 60 104 136	52	1	254 302 60 8 60 104 136	R U ALL GRECQ P.BAS NORV LIBER AUTRE	FIBRES TEXTILES NDA
COMMODITY TOTAL		871	52	1	924		TOTAL DE MARCHANDISE
COPPER ORE AND CONC. IRON AND STEEL SCRAP ASBESTOS	DENMK OTHER GER	921 59		27	921 27 59	DANMK AUTRE ALL	MINERAI, CONC. CUIVRE DECHETS DE FER, DACIER AMIANTE
SAND AND GRAVEL	GER NORW	3,527 8,274			3,527 8,274	ALL NORV	SABLE ET GRAVIERS
COMMODITY TOTAL		11,801			11,801		TOTAL DE MARCHANDISE
STONE, CRUDE NES	U K GER OTHER	115 5 100	7 5		115 12 105	R U ALL AUTRE	PIERRE BRUTE NDA
COMMODITY TOTAL		220	12		232		TOTAL DE MARCHANDISE
SALT	GER	45			45	ALL	SEL
SULPHUR IN ORES	GER	46			46	ALL	SOUFRE EN MINERAI
COTTON, TEXTILE WASTE	GER LIBER OTHER	1 49 9		17	1 49 26	ALL LIBER AUTRE	DECHETS DE COTON, TEXT.
COMMODITY TOTAL		59		17	76		TOTAL DE MARCHANDISE
WASTE AND SCRAP NES	GER LIBER OTHER	29 27 56			29 27 56	ALL LIBER AUTRE	DECHETS ET REBUTS NDA
COMMODITY TOTAL		112			112		TOTAL DE MARCHANDISE
LEATHER	GREEK		6		6	GRECQ	CUIR
RUBBER FAB. MATERIALS VENNER, PLYWOOD	GER GER NORW LIBER OTHER	12 81 34 117 68			12 81 34 117 68	ALL ALL NORV LIBER AUTRE	DEMI-PROD. CAOUTCHOUC PLACAGES, CONTRE-PLAQ.
COMMODITY TOTAL		300			300		TOTAL DE MARCHANDISE
WOOD FAB. MATERIALS PULP	GER GER	35 21			35 21	ALL ALL	DEMI-PRODUITS EN BOIS PATE
PAPER NES	GER OTHER	4 18	4		4 18	ALL AUTRE	PAPIER NOA
COMMODITY TOTAL		18	4		22		TOTAL DE MARCHANDISE
PAPERBOARD	U K GER OTHER	35 38 4			35 38 4	R U ALL AUTRE	CARTON
COMMODITY TOTAL		73	4		77		TOTAL DE MARCHANDISE

TABLE 2. CARGOES UNLOADED AT CANADIAN PORTS FROM FOREIGN COUNTRIES.

TABEAU 2. MARCHANDISES DECHARGEES DANS LES PORTS CANADIENS EN PROVENANCE DE PAYS ETRANGERS.

COUNTRY OF ORIGIN AND KIND OF CARGO	REGISTRY OF VESSEL	ATLANTIC ATLANTIQUE	GREAT LAKES GRANOS LACS	PACIFIC PACIFIQUE	TOTAL TOTAL	IMMATIC. DU NAVIRE	PAYS D'ORIGINE ET MARCHANDISE
BELGIUM-LUXEMB CONT. BLDG.PAPER AND BOARD	GER NORW	25		157	25 157	ALL NORV	BELGIQUE-LUX. SUITE PLAQ.CONSTR.,PAP/CART.
COMMODITY TOTAL		25		157	182		TOTAL DE MARCHANDISE
WET MACHINE BOARD	OTHER	76			76	AUTRE	CARTON EN PATE PRESSE
CORDAGE,TWINE,ROPE	U K GER OTHER		6 368		6 432 448	R U ALL AUTRE	CORDAGE,FICELLE,CORDE
COMMODITY TOTAL		448	374		886		TOTAL DE MARCHANDISE
JUTE WOVEN FABRICS	GER	75			75	ALL	TISSUS DE JUTE
TEXTILE FAB.MTL NES	U K GER GREEK NETH NORW SWEDN LIBER OTHER	117 1,325 3 10 66 169 393	6 33		117 1,331 36 10 66 274 397	R U ALL GREECQ P.BAS NORV SUEDE LIBER AUTRE	OUVR.EN MAT.TEXT.NDA
COMMODITY TOTAL		2,083	146	5	2,234		TOTAL DE MARCHANDISE
OILS,FATS,WAXES NES	OTHER	17			17	AUTRE	HUIL.MAT.GRAS.CIRE NDA
METALLIC SALTS	U K GER GREEK NORW OTHER	198 2,266 44 8,935 739	90 14	244	288 2,524 44 8,935 747	R U ALL GREECQ NORV AUTRE	SELS METALLIQUES
COMMODITY TOTAL		12,182	104	252	12,538		TOTAL DE MARCHANDISE
INORGANIC CHEMS. NES	GER NORW OTHER	356 8,508 51		6	362 8,508 106	ALL NORV AUTRE	PROD.CHIM.INORG.NDA
COMMODITY TOTAL		8,915		61	8,976		TOTAL DE MARCHANDISE
ORGANIC CHEMICALS NES	U K GER GREEK NORW SWEDN LIBER OTHER	2,745 6,292 212 6,019 1,000 2,276 1,626	354	490	2,745 7,136 212 6,019 1,069 2,380 2,385	R U ALL GREECQ NORV SUEDE LIBER AUTRE	PROD.CHIM.ORGAN.NDA
COMMODITY TOTAL		20,170	1,209	567	21,946		TOTAL DE MARCHANDISE
POTASH	GER	11			16	ALL	POTASSE
FERTILIZERS NES	GER NORW SWEDN OTHER				2 356 5 11	ALL NORV SUEDE AUTRE	ENGRAIS CHIMIQUE NDA
COMMODITY TOTAL				374	374		TOTAL DE MARCHANDISE
AGRICULTURAL CHEMICALS	GER	171			171	ALL	PROD.CHIM.AGRICOLES
SYNTHETIC RUBBER	U K GER OTHER	17 32	24		13 56	R U ALL AUTRE	CADUTCHOUQ SYNTHETIQUE
COMMODITY TOTAL		232	24		256		TOTAL DE MARCHANDISE
PLASTIC MATERIALS	GER LIBER OTHER	801 35	97	47	945 35 277	ALL LIBER AUTRE	MATIERES PLASTIQUES
COMMODITY TOTAL		128	145	4	277		TOTAL DE MARCHANDISE
DYESTUFF,PIGMENT,PAINT	GER GREEK NETH NORW LIBER OTHER	964 3,307 228 338 45 131 47	242 33	37	1,257 3,377 228 338 45 131 47	ALL GREECQ P.BAS NORV LIBER AUTRE	MAT.COLOR.PIG.PEINTURE
COMMODITY TOTAL		4,096	33	37	4,166		TOTAL DE MARCHANDISE
CHEM.SPECIALTIES NES	U K GER GREEK NORW LIBER OTHER	101 199 93 189 59 516	2 93	30	101 231 93 189 59 672	R U ALL GREECQ NORV LIBER AUTRE	PROD.CHIM.SPECIALTIES NDA
COMMODITY TOTAL		1,064	156	30	1,345		TOTAL DE MARCHANDISE
FUEL OIL	PANAM	18,360			18,360	PANAM	MAZOUT
LUBRICATING OIL,GREASE	U K	2			2	R U	HUILE,GRAISSF LUBRIF.
COAL TAR,PITCH	GER	63			63	ALL	GOUDRON,BRAI DE BOUIL.
PETROL.COAL PROD.NES	LIBER	22			22	LIBER	DERIVE PETR.CHARB.NDA
FERRO-ALLOYS	OTHER	4			4	AUTRE	FERRO-ALLIAGES
PRIMARY IRON,STEEL NES	NORW LIBER OTHER	68 11 7		97	165 11 7	NORV LIBER AUTRE	FER.ACIER PRIMAIR.NDA
COMMODITY TOTAL		86		97	183		TOTAL DE MARCHANDISE
CASTINGS,FORGINGS	GER NORW OTHER	40			46 113 145	ALL NORV AUTRE	MOUL.PIECES FORGEES
COMMODITY TOTAL		145		159	344		TOTAL DE MARCHANDISE
BAR AND RODS,STEEL	U K DENMK GER GREEK NORW SWEDN LIBER	68 15,566 44 68 43 758 24	143	5	211 15,566 49 68 1,293 758 1,653	R U DANMK ALL GREECQ NORV SUEDE LIBER	BARRES ET TIGES ACIER

TABLE 2. CARGOES UNLOADED AT CANADIAN PORTS FROM FOREIGN COUNTRIES.

TABLEAU 2. MARCHANDISES DECHARGEES DANS LES PORTS CANADIENS EN PROVENANCE DE PAYS ETRANGERS.

COUNTRY OF ORIGIN AND KIND OF CARGO	REGISTRY OF VESSEL	ATLANTIC ATLANTIQUE	GREAT LAKES GRANDS LACS	PACIFIC PACIFIQUE	TOTAL TOTAL	IMMATIC. DU NAVIRE	PAYS D'ORIGINE ET MARCHANDISE
BELGIUM-LUXEMB CONT. BELGIQUE-LUX. SUITE							
COMMODITY TOTAL	OTHER	8,973			8,973	AUTPE	TOTAL DE MARCHANDISE
PLATE & SHEET STEEL	U K	25,442	2,074	1,298	28,814	R U	TOLES, FEUILLES D'ACIER
	DENMK	2,307	790		3,097	DANMK	
	GER	10,462			10,462	ALL	
	GREEK	1,818	17	15	1,850	GRECQ	
	ITALY	1,991	1,417		3,408	ITAL	
	NORW	9,339			9,339	NORV	
	SWEDN	1,064		4,722	5,786	SUEDE	
	LIBER	758		1	759	LIBER	
	OTHER	1,998	7,919		9,917	AUTRE	
COMMODITY TOTAL		33,198	10,143	4,738	48,079		TOTAL DE MARCHANDISE
STRUCTURAL SHAPES	U K	4,680	1,626		6,306	R U	PROFILES DE CONSTRUCT.
	DENMK	11,107			11,107	DANMK	
	GER	5,561	3,530	66	9,157	ALL	
	GREEK	1,605	312		1,917	GRECQ	
	ITALY	4,399			4,399	ITAL	
	NORW	2,665		2,309	4,974	NORV	
	SWEDN			11	11	SUEDE	
	LIBER	6,488	4,073		10,561	LIBER	
	OTHER	6,075	437	12	6,524	AUTRE	
COMMODITY TOTAL		42,580	9,978	2,398	54,956		TOTAL DE MARCHANDISE
RAILS & TRACK MATERIAL	U K	44			44	R U	RAILS, MAT. VOIE FERREE
	NORW			106	106	NORV	
COMMODITY TOTAL		44		106	150		TOTAL DE MARCHANDISE
PIPES, TUBES: IRON, STEEL	U K	892			892	R U	TUYAUX, TUBES: FER, ACIER
	DENMK	4,885			4,885	DANMK	
	GER	2	247	79	328	ALL	
	GREEK	87	95		182	GRECQ	
	NORW	263		859	1,122	NORV	
	SWEDN	762			762	SUEDE	
	LIBER	1,060	154		1,214	LIBER	
	OTHER	2,803	115	9	2,927	AUTRE	
COMMODITY TOTAL		10,754	611	947	12,312		TOTAL DE MARCHANDISE
WIRE	U K	473	62		535	R U	FIL METALLIQUE
	DENMK	348			348	DANMK	
	GER	2,639	399	104	3,142	ALL	
	GREEK	228			228	GRECQ	
	ITALY	20			20	ITAL	
	NETH	91			91	P.PAS	
	NORW	16		38	54	NORV	
	SWEDN	758		449	1,207	SUEDE	
	LIBER	269	220		489	LIBER	
	OTHER	1,019	220		1,239	AUTRE	
COMMODITY TOTAL		5,861	901	591	7,353		TOTAL DE MARCHANDISE
ALUMINUM	U K	73			73	R U	ALUMINIUM
	GFP	1,535	184		1,719	ALL	
	GREEK	531			531	GRECQ	
	NETH	40			40	P.PAS	
	NORW	4			4	NORV	
	LIBER	103	23		126	LIBER	
	OTHER	15			15	AUTRE	
COMMODITY TOTAL		2,301	207		2,508		TOTAL DE MARCHANDISE
LEAD AND ALLOYS	OTHER	23			23	AUTRE	PLOMB ET ALLIAGES
ZINC AND ALLOYS	GER	74	10		84	ALL	ZINC ET ALLIAGES
	OTHER	48			48	AUTRE	
COMMODITY TOTAL		122	10		132		TOTAL DE MARCHANDISE
NON-FERROUS METALS NES	GER			6	6	ALL	METAUX NON-FERREUX NDA
METAL FAB. BASIC PROD.	U K	112	2		114	R U	OUVR. DE BASE EN METAL
	DENMK	421			421	DANMK	
	GER	1,537	703	171	2,411	ALL	
	GREEK		218		218	GRECQ	
	ITALY	2			2	ITAL	
	NETH	42			42	P.PAS	
	NORW	48	845	196	1,089	NORV	
	SWEDN			24	24	SUEDE	
	LIBER	568	272		840	LIBER	
	OTHER	1,354	60	21	1,435	AUTRE	
COMMODITY TOTAL		4,084	2,100	420	6,604		TOTAL DE MARCHANDISE
BUILDING BRICK, CLAY	GER			56	56	ALL	BRIQ. A BATIR ARGILE
	NORW		116		116	NORV	
	OTHER	50			50	AUTRE	
COMMODITY TOTAL		50	116	56	222		TOTAL DE MARCHANDISE
DRAIN TILES, PIPES	NETH	11			11	P.PAS	TUILES TUY. DE DRAINAGE
BRICKS, TILES NES	U K	28			28	R U	BRIQUES, TUILES NDA
	GER	2,237			2,237	ALL	
	OTHER	1,362			1,362	AUTRE	
COMMODITY TOTAL		3,627			3,627		TOTAL DE MARCHANDISE
GLASS BASIC PRODUCTS	U K	606			606	R U	OUVR. DE BASE EN VERRE
	DENMK	63			63	DANMK	
	GER	12,411	984	1,353	14,748	ALL	
	GREEK	41	13		54	GRECQ	
	SWEDN			386	386	SUEDE	
	LIBER		5		5	LIBER	
	OTHER	8,031	309	80	8,420	AUTRE	
COMMODITY TOTAL		21,152	1,311	1,819	24,282		TOTAL DE MARCHANDISE



TABLE 2. CARGOES UNLOADED AT CANADIAN PORTS FROM FOREIGN COUNTRIES.

TABLEAU 2. MARCHANDISES DECHARGEES DANS LES PORTS CANADIENS EN PROVENANCE DE PAYS ETRANGERS.

COUNTRY OF ORIGIN AND KIND OF CARGO	REGISTRY OF VESSEL	ATLANTIC ATLANTIQUE	GREAT LAKES GRANDS LACS	PACIFIC PACIFIQUE	TOTAL TOTAL	IMMATIC. DU NAVIRE	PAYS D'ORIGINE ET MARCHANDISE
BELGIUM-LUXEMB CONT. ASBESTOS BASIC PROD.	GER	64		430	494	ALL	BELGIQUE-LUX. SUITE
	GREEK		23		23	GRECQ	OUVR. DE BASE AMIANTE
	OTHER	43			43	AUTRE	
COMMODITY TOTAL CEMENT	U K	81	23	430	560	R U	TOTAL DE MARCHANDISE CEMENT
	GER	1,862			1,862	ALL	
	OTHER	270			270	AUTRE	
COMMODITY TOTAL CEMENT BASIC PROD.	GER	2,213			2,213	ALL	TOTAL DE MARCHANDISE OUVR. DE BASE CIMENT
	SWEDN	10			10	SUEDE	
COMMODITY TOTAL NON-MET. MIN. BASIC PROD	GER	539	5		571	ALL	TOTAL DE MARCHANDISE PROD. MIN. NON-MET. BASE
	NETH	20		27	20	P. BAS	
	OTHER	125			125	AUTRE	
COMMODITY TOTAL MISC. FABRICATED PROD.	U K	65	5	27	716	R U	TOTAL DE MARCHANDISE OUVRAGES DIVERS
	GER	137	128		265	ALL	
	GREEK	10			10	GRECQ	
	NETH	13			13	P. BAS	
	SWEDN			5	5	SUEDE	
	LIBER	112			112	LIBER	
	OTHER	217			217	AUTRE	
COMMODITY TOTAL TRACTORS	U K	554	128	5	687	R U	TOTAL DE MARCHANDISE TRACTEURS
	DENMK	655	110		765	DANMK	
	GER	56		160	56	ALL	
	GREEK	172	643		975	GRECQ	
	NORW	598	39		637	NORV	
	SWEDN	452			452	SUEDE	
	LIBER	620			620	LIBER	
	OTHER	1,756	809		2,655	AUTRE	
COMMODITY TOTAL MACHINERY NES	U K	4,309	1,912	160	6,381	R U	TOTAL DE MARCHANDISE MACHINES NDA
	DENMK	509	20		529	DANMK	
	GER	1,406		33	1,406	ALL	
	GREEK	2,684	806		3,523	GRECQ	
	NETH	429	46		475	P. BAS	
	NORW	17			17	NORV	
	SWEDN	300		3	300	SUEDE	
	LIBER	91			94	LIBER	
	OTHER	1,774	255		2,029	AUTRE	
COMMODITY TOTAL PASS. AUTOS AND CHASSIS	U K	2,641	13		2,654	R U	TOTAL DE MARCHANDISE VOITURES PART., CHASSIS
	DENMK	9,851	1,140	36	11,027	DANMK	
	GER	2,756	29		2,785	ALL	
	GREEK	5,012		139	5,012	GRECQ	
	NORW	524	18		681	NORV	
	SWEDN	1,058	234		1,292	SUEDE	
	LIBER	2,203	191		2,394	LIBER	
	OTHER	2,336		88	2,336	AUTRE	
COMMODITY TOTAL TRUCKS AND CHASSIS	GER	3,510	843		4,353	ALL	TOTAL DE MARCHANDISE CAMIONS ET CHASSIS
	LIBER	2,609	93		2,790	LIBER	
COMMODITY TOTAL MOTOR VEHICLE ENGINES	GER	20,008	1,408	227	21,643	ALL	TOTAL DE MARCHANDISE MOTEURS DE VEH. AUTOM.
	DENMK	57		20	57	DANMK	
	GREEK	57			57	ALL	
	LIBER	557		22	557	GRECQ	
	OTHER	134			156	LIBER	
COMMODITY TOTAL ROAD MOTOR VEH. NES	GREEK	18			18	AUTRE	TOTAL DE MARCHANDISE VEH. AUTOM. ROUTIERS NDA
	LIBER	37			37	ALL	
	OTHER	12			12	GRECQ	
COMMODITY TOTAL SHIPS, AIRCRAFT, MIS. VEH	U K	758		22	780	R U	TOTAL DE MARCHANDISE NAVIRES, AVIONS, VEH. DIV
	GER	2			2	ALL	
	GREEK	144		2	146	GRECQ	
	NORW	114			114	NORV	
	LIBER	82			82	LIBER	
	OTHER	88		9	88	AUTRE	
COMMODITY TOTAL RUBBER TIRES AND TUBES	U K	74	1	11	84	R U	TOTAL DE MARCHANDISE PNEUS, CHAMBRES A AIR
	GER	504	1		516	ALL	
	GREEK	5			5	GRECQ	
	LIBER	56	268		324	LIBER	
	OTHER	66			66	AUTRE	
COMMODITY TOTAL EQUIPMENT MISC.	U K	127	268		395	R U	TOTAL DE MARCHANDISE MATERIEL DIVERS
	GER	13			13	ALL	
	GREEK	88			88	GRECQ	
	LIBER	129			129	P. BAS	
	OTHER	60			60	NORV	
COMMODITY TOTAL	U K	290		48	290	SUEDE	TOTAL DE MARCHANDISE
	DENMK	170			170	LIBER	
	GER	276	24	46	276	AUTRE	
	GREEK	1,757			1,827	ALL	
	NETH	26			26	GRECQ	
	NORW	20			20	P. BAS	
	SWEDN	89			89	NORV	
	LIBER	546			546	SUEDE	
	OTHER	626		16	642	LIBER	
COMMODITY TOTAL		3,510	24	110	3,644	AUTRE	TOTAL DE MARCHANDISE

TABLE 2. CARGOES UNLOADED AT CANADIAN PORTS FROM FOREIGN COUNTRIES.

TABLEAU 2. MARCHANDISES DECHARGEES DANS LES PORTS CANADIENS EN PROVENANCE DE PAYS ETRANGERS.

COUNTRY OF ORIGIN AND KIND OF CARGO	REGISTRY OF VESSEL	ATLANTIC ATLANTIQUE	GREAT LAKES GRANDS LACS	PACIFIC PACIFIQUE	TOTAL TOTAL	IMMATIC. DU NAVIRE	PAYS D'ORIGINE ET MARCHANDISE
BELGIUM-LUXEMB. CONT. PERSONAL, HOUSEHOLD GOODS	U K	305	3		308	R U	BELGIQUE-LUX. SUITE ART. PERS. ET MENAGERS
	GER	2,699	27	161	2,887	ALL	
	GREEK	138	1		139	GRECQ	
	ITALY			4	4	ITAL	
	NETH	53			53	P.BAS	
	NORW	253		3	256	NORV	
	SWEDN			24	24	SUEDE	
	LIBER	536			536	LIBER	
	OTHER	244	9	22	275	AUTRE	
COMMODITY TOTAL FIREARMS, AMMUNITION CONTAINERS, CLOSURES	U K	4,228	40	214	4,482	R U	TOTAL DE MARCHANDISE ARMES A FEU, MUNITIONS CONTENEURS, FERMETURES
	U K	6			6	R U	
	DENMK	154			154	DANMK	
	GER	3,588			3,588	ALL	
	GREEK	137			137	GRECQ	
	NORW	224			224	NORV	
	LIBER	591	469		469	LIBER	
	OTHER	1,736			1,736	AUTRE	
COMMODITY TOTAL MISC. END PRODUCTS NES	U K	6,430	469		6,899	R U	TOTAL DE MARCHANDISE PRODUITS FINIS DIV. NDA
	DENMK	91			91	DANMK	
	GER	20			20	ALL	
	NETH	1,826	56	3	1,885	P.BAS	
	NORW	90			90	NORV	
	LIBER	20			20	LIBER	
	OTHER	240	17		257	AUTRE	
COMMODITY TOTAL GENERAL CARGO	U K	2,436	73	3	2,512	P U	TOTAL DE MARCHANDISE MARCHANDISES DIVERSES
	DENMK	851			851	DANMK	
	GER	1,040			1,040	ALL	
	GREEK	1,365	2,727	29	4,121	GRECQ	
	NETH	115	229		344	P.BAS	
	NORW	13			13	NORV	
	SWEDN	280			280	SUEDE	
	LIBER	1,163		89	1,252	LIBER	
	OTHER	720	1,107		1,827	AUTRE	
COMMODITY TOTAL		12,895	10		12,905		TOTAL DE MARCHANDISE
COUNTRY/REGION TOTAL		18,442	4,073	118	22,633		TOTAL DE PAYS/REGION
		321,634*	39,884*	16,928*	378,446*		
DENMARK MEAT, FRESH OR FROZEN	DENMK			145	145	DANMK	DANEMARK VIANDE, FRAICHE / CONG.
	NORW	46			46	NORV	
	SWEDN			35	35	SUEDE	
COMMODITY TOTAL MEAT, CURED MEAT AND MEAT PREP. NES	DENMK	46			46	DANMK	TOTAL DE MARCHANDISE VIANDE FUMEE OU SALEE VIANDES ET PREP. NDA
	DENMK			32	32	DANMK	
	SWEDN			70	70	SUEDE	
COMMODITY TOTAL FISH, FRESH OR FROZEN	DENMK			240	240	DANMK	TOTAL DE MARCHANDISE POISSON, FRAIS OU CONG.
	GER	3			3	ALL	
	SWEDN	2			2	SUEDE	
COMMODITY TOTAL FISH, CANNED SHELL FISH, NES	DENMK	5			5	DANMK	TOTAL DE MARCHANDISE POISSON EN BOITES MOLLUSQUES CRUST. NDA
	DENMK			4	4	DANMK	
	NORW	4			4	NORV	
COMMODITY TOTAL CHEESE	U K	4		2	6	R U	TOTAL DE MARCHANDISE FROMAGE
	DENMK			22	22	DANMK	
	NORW	48		183	183	NORV	
	SWEDN	82		6	54	SUEDE	
COMMODITY TOTAL MILK POWDER DAIRY PROD. EGGS, HONEY WHEAT BAKERY PROD. INC. FROZEN DRIED FRUITS	DENMK	130		169	251	DANMK	TOTAL DE MARCHANDISE LAIT EN POUFRE PRGD. LAIT., OEUFS, MIEL BLE PROD. BOUL., PROD. CONG. FRUITS SECS
	SWEDN	1		380	510	SUEDE	
	SWEDN	1			1	SUEDE	
	SWEDN	13			13	SUEDE	
	DENMK			28	28	DANMK	
	DENMK			7	7	DANMK	
	GREEK			2	2	GRECQ	
COMMODITY TOTAL FRUIT, PRES. NOT CANNED FRUITS, PREP. CANNED	DENMK			9	9	DANMK	TOTAL DE MARCHANDISE CONS. FRUITS NON BOITE FRUITS PREP. EN BOITE
	DENMK			37	37	DANMK	
	DENMK			19	19	DANMK	
	GER		99		99	ALL	
COMMODITY TOTAL VEGETABLES, FRESH SUGAR PREPARATIONS	DENMK		99	19	118	DANMK	TOTAL DE MARCHANDISE LEGUMES, FRAIS PREP. A BASE DE SUCRE
	DENMK			3	3	DANMK	
	GER	60		5	60	ALL	
	SWEDN	8		1	9	SUEDE	
COMMODITY TOTAL SPICES	DENMK	68			68	DANMK	TOTAL DE MARCHANDISE EPICES
	DENMK	2			2	DANMK	
	SWEDN	2			2	SUEDE	
COMMODITY TOTAL VINEGAR MISC. FOOD PREP. NES	DENMK	4		6	10	DANMK	TOTAL DE MARCHANDISE VINAIGRE DIV. PREP. ALIM. NDA
	DENMK	141			141	DANMK	
	DENMK			18	18	DANMK	
	GER	12	32		44	ALL	
	NORW	24	96		120	NORV	
	SWEDN	239	575	1,554	2,368	SUEDE	

TABLE 2. CARGES UNLOADED AT CANADIAN PORTS FROM FOREIGN COUNTRIES.

TABLEAU 2. MARCHANDISES DECHARGEES DANS LES PORTS CANADIENS EN PROVENANCE DE PAYS ETRANGERS.

COUNTRY OF ORIGIN AND KIND OF CARGO	REGISTRY OF VESSEL	ATLANTIC ATLANTIQUE	GREAT LAKES GRANDS LACS	PACIFIC PACIFIQUE	TOTAL TOTAL	IMMATIC. DU NAVIRE	PAYS D'ORIGINE ET MARCHANDISE
DENMARK CONT. COMMODITY TOTAL		275	703	1,572	2,550		DANEMARK SUITE TOTAL DE MARCHANDISE
ALF, BEER, STOUT, PORTER	DENMK			266	266	DANMK	ALE, BIERE, STOUT, PORTER
	GER		38		38	ALL	
	NORW	10	18		28	NORV	
	SWEDN	10		60	70	SUEDE	
COMMODITY TOTAL			56	326	402		TOTAL DE MARCHANDISE
WINES	U K	20		27	27	R U	VINS
	DENMK			206	206	DANMK	
	SWEDN			2	2	SUEDE	
COMMODITY TOTAL				235	235		TOTAL DE MARCHANDISE
DIST. ALCOHOLIC BEV.	DENMK			590	590	DANMK	BOISS. ALCOOL. DIST.
	GER	6	40		46	ALL	
	NORW	47	90	1	133	NORV	
	SWEDN	256	273	462	991	SUEDE	
COMMODITY TOTAL		304	403	1,053	1,760		TOTAL DE MARCHANDISE
SEEDS FOR SOWING NES	DENMK			25	25	DANMK	GRAINES DE SEMENCE NDA
	GER	11	6		17	ALL	
	SWEDN		33	69	102	SUEDE	
COMMODITY TOTAL		11	39	94	144		TOTAL DE MARCHANDISE
FLAXSEED	DENMK			17	17	DANMK	GRAINE DE LIN
OIL SEEDS, NUTS NES	DENMK			34	34	DANMK	GRAINES, NOIX OLEAG. NDA
ASBESTOS	SWEDN	16			16	SUEDE	AMIANTE
STONE, CRUDE NES	SWEDN	55			55	SUEDE	PIERRE BRUTE NDA
CRUDE NON-MET. MIN. NES	SWEDN	160			160	SUEDE	MIN. NON-MET. BRUTS NDA
LUMBER AND TIMBER	DENMK			2	2	DANMK	BOIS D'OEUVRE ET CHARP.
PAPER NES	DENMK			35	35	DANMK	PAPIER NDA
	GREEK			15	15	GRECO	
COMMODITY TOTAL				50	50		TOTAL DE MARCHANDISE
BLDG. PAPER AND BOARD	NORW		209		209	NORV	PLAQ. CONSTR., PAP/CART.
CORDAGE, TWINE, ROPE	SWEDN			277	277	SUEDE	CORDAGE, FICELLE, CORDE
METALLIC SALTS	GREEK	2,205			2,205	GRECO	SELS METALLIQUES
INORGANIC CHEMS. NES	DENMK			10	10	DANMK	PROD. CHIM. INORG. NDA
ORGANIC CHEMICALS NES	GER	66	7		73	ALL	PROD. CHIM. ORGAN. NDA
	SWEDN	84	13	112	209	SUEDE	
COMMODITY TOTAL		150	20	112	282		TOTAL DE MARCHANDISE
PLASTIC MATERIALS	DENMK			8	8	DANMK	MATIERES PLASTIQUES
CHEM. SPECIALTIES NES	SWEDN	27			27	SUEDE	PROD. CHIM. SPECIAUX NDA
STRUCTURAL SHAPES	DENMK			2	2	DANMK	PROFILES DE CONSTRUCT.
WIRE	DENMK			2	2	DANMK	FIL METALLIQUE
	SWEDN		4	4	8	SUEDE	
COMMODITY TOTAL			4	6	10		TOTAL DE MARCHANDISE
NON-FERROUS METALS NES	SWEDN	151			151	SUEDE	METAUX NON-FERREUX NDA
METAL FAB. BASIC PROD.	NORV				1	NORV	OUVR. DE BASE EN METAL
BUILDING BRICK, CLAY	DENMK		1		1	DANMK	BRIQ. A BATIR ARGILE
BRICKS, TILES NES	DENMK			233	233	DANMK	BRIQUES, TUILES NDA
	NORW			148	148	DANMK	
	DENMK	1,067			1,067	NORV	
COMMODITY TOTAL		1,067		148	1,215		TOTAL DE MARCHANDISE
MISC. FABRICATED PROD.	DENMK			11	11	DANMK	OUVRAGES DIVERS
MACHINERY NES	U K			11	11	R U	MACHINES NDA
	DENMK	1			101	DANMK	
	GER	60	35		95	ALL	
	GREEK			29	29	GRECO	
	NETH	302			302	P-BAS	
	NORW	16	7	1	24	NORV	
	SWEDN	91	64	31	186	SUEDE	
COMMODITY TOTAL		470	106	172	748		TOTAL DE MARCHANDISE
PASS. AUTOS AND CHASSIS	OTHER	2			2	AUTPF	VOITURES PART., CHASSIS
TRUCKS AND CHASSIS	DENMK			18	18	DANMK	CAMIONS ET CHASSIS
SHIPS, AIRCRAFT, MIS. VEH	DENMK			14	14	DANMK	NAVIRES, AVIONS, VEH. DIV
	GER	1	2		3	ALL	
	SWEDN		1	2	3	SUEDE	
COMMODITY TOTAL		1	3	16	20		TOTAL DE MARCHANDISE
EQUIPMENT MISC.	U K			19	19	R U	MATERIEL DIVERS
	DENMK			476	476	DANMK	
	GER	4			4	ALL	
	GREEK			4	4	GRECO	
	NORW	2		13	16	NORV	
	SWEDN	27	1	99	127	SUEDE	
COMMODITY TOTAL		34	1	611	646		TOTAL DE MARCHANDISE
PERSONAL, HOUSEHOLD GOODS	U K			5	5	R U	ART. PERS. ET MENAGERS
	DENMK			42	42	DANMK	
	GER	38	16		54	ALL	
	GREEK			9	9	GRECO	
	NORW		43		43	NORV	
	SWEDN	6	12	12	30	SUEDE	
COMMODITY TOTAL		44	71	68	183		TOTAL DE MARCHANDISE
CONTAINERS, CLOSURES	DENMK	54			54	DANMK	CONTENEURS, FERMETURES
MISC. END PRODUCTS NES	DENMK			3	3	DANMK	PRODUITS FINIS DIV. NDA
GENERAL CARGO	U K			3	3	R U	MARCHANDISES DIVERSES
	DENMK			77	77	DANMK	
	GER	21			21	ALL	
	GREEK			1	1	GRECO	
	NORW	16		2	18	NORV	
	SWEDN	18		87	105	SUEDE	
COMMODITY TOTAL		55		170	225		TOTAL DE MARCHANDISE
COUNTRY/REGION TOTAL		5,514*	1,715*	6,264*	13,493*		TOTAL DE PAYS/REGION



TABLE 2. CARGOES UNLOADED AT CANADIAN PORTS FROM FOREIGN COUNTRIES.

TABLEAU 2. MARCHANDISES DECHARGEES DANS LES PORTS CANADIENS EN PROVENANCE DE PAYS ETRANGERS.

COUNTRY OF ORIGIN AND KIND OF CARGO	REGISTRY OF VESSEL	ATLANTIC ATLANTIQUE	GREAT LAKES GRANDS LACS	PACIFIC PACIFIQUE	TOTAL TOTAL	IMMATIC. DU NAVIRE	PAYS D'ORIGINE ET MARCHANDISE
<b>FINLAND</b>							<b>FINLANDE</b>
CHEESE	SWEDN			97	97	SUEDE	FROMAGE
FRUITS, PREP. CANNED	SWEDN		1		1	SUEDE	FRUITS PREP. EN BOITE
SUGAR PREPARATIONS	SWEDN			9	9	SUEDE	PREP. A BASE DE SUCRE
COCOA AND CHOCOLATE	SWEDN	9			9	SUEDE	CACAO ET CHOCOLAT
MISC.FOOD PREP.NES	GER		33		33	ALL	DIV.PREP.ALIM.NDA
	NORW		104		104	NORV	
	SWEDN		56	91	147	SUEDE	
	OTHER			2	2	AUTRE	
COMMODITY TOTAL			193	93	286		TOTAL DE MARCHANDISE
DIST.ALCOHOLIC BEV.	GER		3		3	ALL	POISS.ALCOOL.DIST.
	NORW		8		8	NORV	
	SWEDN		10	18	28	SUEDE	
COMMODITY TOTAL			21	18	39		TOTAL DE MARCHANDISE
CRUDE WOOD MTL. NES	GER	170			170	ALL	MATIERES BOIS BRUT NDA
	NORW	6			6	NORV	
COMMODITY TOTAL		176			176		TOTAL DE MARCHANDISE
STONE, CRUDE NES	GER	210	89		299	ALL	PIERRE BRUTE NDA
	NORW		24		24	NORV	
	SWEDN		33		422	SUEDE	
COMMODITY TOTAL		599	146		745		TOTAL DE MARCHANDISE
LUMBER AND TIMBER	GER		174		174	ALL	BOIS D'OEUVRE ET CHARP.
	NORW	139	82		221	NORV	
	SWEDN		436		436	SUEDE	
COMMODITY TOTAL		139	692		831		TOTAL DE MARCHANDISE
VENEER, PLYWOOD	GER	68	119		187	ALL	PLACAGFS,CONTRE-PLAQ.
	NORW	209	375		584	NORV	
	SWEDN	198	50		248	SUEDE	
	OTHER			111	111	AUTRE	
COMMODITY TOTAL		475	544	111	1,130		TOTAL DE MARCHANDISE
PAPER NES	GER		20		20	ALL	PAPIER NDA
	NORW		20		20	NORV	
COMMODITY TOTAL			40		40		TOTAL DE MARCHANDISE
BLOG,PAPER AND BOARD	GER	85	57	11	153	ALL	PLAQ.CONSTR.,PAP/CART.
	SWEDN	187			188	SUEDE	
	OTHER			17	17	AUTRE	
COMMODITY TOTAL		272	57	29	358		TOTAL DE MARCHANDISE
TEXTILE FAB.MTL NES	GER	19			19	ALL	OUVR.EN MAT.TEXT.NDA
	NORW	10			10	NORV	
	SWEDN	8	2		10	SUEDE	
COMMODITY TOTAL		37	2		39		TOTAL DE MARCHANDISE
ORGANIC CHEMICALS NES	GER		134		134	ALL	PROD.CHIM.ORGAN.NDA
	SWEDN	33	46		79	SUEDE	
COMMODITY TOTAL		33	180		213		TOTAL DE MARCHANDISE
SYNTHETIC RUBBER	GER	2			2	ALL	CADOUTCHOUQ SYNTHETIQUE
CHEM.SPECIALTIES NES	NORW	58			58	NORV	PROD.CHIM.SPECIAUX NDA
METAL FAB.BASIC PROD.	NORW	3			3	NORV	OUVR.DE BASE EN METAL
	SWEDN	3			3	SUEDE	
	OTHER			7	7	AUTRE	
COMMODITY TOTAL		6		7	13		TOTAL DE MARCHANDISE
GLASS BASIC PRODUCTS	SWEDN	1			1	SUEDE	OUVR.DE BASE EN VERRE
	OTHER			1	1	AUTRE	
COMMODITY TOTAL		1		1	2		TOTAL DE MARCHANDISE
NON-MET.MIN.BASIC PROD	GER	272			272	ALL	PROD.MIN.NON-MET.BASE
	NORW		5		5	NORV	
	SWEDN	62			62	SUEDE	
COMMODITY TOTAL		334	5		339		TOTAL DE MARCHANDISE
MISC.FABRICATED PROD.	GER		1		1	ALL	OUVRAGES DIVERS
	NORW		3		3	NORV	
	OTHER			2	2	AUTRE	
COMMODITY TOTAL			4	2	6		TOTAL DE MARCHANDISE
MACHINERY NES	DENMK	869			869	DANMK	MACHINES NDA
	GER	3,534			3,534	ALL	
	NORW	26	2		28	NORV	
	SWEDN	29	1	15	45	SUEDE	
	OTHER			4,517	4,517	AUTRE	
COMMODITY TOTAL		4,458	3	4,532	8,993		TOTAL DE MARCHANDISE
PASS.AUTOS AND CHASSIS	GER			2	2	ALL	VOITURES PART.,CHASSIS
	OTHER				2	AUTRE	
COMMODITY TOTAL				2	4		TOTAL DE MARCHANDISE
MOTOR VEHICLE ENGINES	OTHER			2	2	AUTRE	MOTEURS DE VEH.AUTOM.
SHIPS, AIRCRAFT, MIS.VEH	OTHER			2	2	AUTRE	NAVIRES,AVIONS,VEH.DIV
EQUIPMENT MISC.	GER	4			4	ALL	MATERIEL DIVERS
	NORW	2	9		11	NORV	
	SWEDN	70	4	47	121	SUEDE	
	OTHER			4	4	AUTRE	
COMMODITY TOTAL		76	13	51	140		TOTAL DE MARCHANDISE
PERSONAL, HSEHOLD GOODS	GER		29	4	33	ALL	ART.PERS.ET MENAGER S
	NORW	5	14		19	NORV	
	SWEDN	1	23	38	62	SUEDE	
	OTHER			30	30	AUTRE	
COMMODITY TOTAL		6	66	72	144		TOTAL DE MARCHANDISE
MISC. END PRODUCTS NES	OTHER			9	9	AUTRE	PRODUITS FINIS DIV.NDA
GENERAL CARGO	GER	50			50	ALL	MARCHANDISES DIVERSES
	NORW	2			2	NORV	
	SWEDN	31		13	44	SUEDE	
	OTHER			6	6	AUTRE	
COMMODITY TOTAL		83		19	102		TOTAL DE MARCHANDISE
COUNTRY/REGION TOTAL		6,766*	1,967*	5,056*	13,789*		TOTAL DE PAYS/REGION

TABLE 2. CARGOES UNLOADED AT CANADIAN PORTS FROM FOREIGN COUNTRIES.

TABLEAU 2. MARCHANDISES DECHARGEES DANS LES PORTS CANADIENS EN PROVENANCE DE PAYS ETRANGERS.

COUNTRY OF ORIGIN AND KIND OF CARGO	REGISTRY OF VESSEL	ATLANTIC ATLANTIQUE	GREAT LAKES GRANDS LACS	PACIFIC PACIFIQUE	TOTAL TOTAL	IMMATIC. DU NAVIRE	PAYS D'ORIGINE ET MARCHANDISE
FRANCE-ATLANT.							FRANCE-ATLANT.
CATTLE	GFR	233			233	ALL	BOVINS
MEAT AND MEAT PREP.NES	GER			2	2	ALL	VIANDES ET PREP.NDA
	OTHER	10			10	AUTRE	
COMMODITY TOTAL		10		2	12		TOTAL DE MARCHANDISE
FISH, FRESH OR FROZEN	OTHER			73	73	AUTRE	POISSON, FRAIS OU CONG.
CHEESE	U K	64			64	R U	FROMAGE
	GER	16	2	6	24	ALL	
	GREEK	24			24	GRECQ	
	OTHER	14		3	17	AUTRE	
COMMODITY TOTAL		118	2	9	129		TOTAL DE MARCHANDISE
BAKERY PROD. INC. FROZEN	GER	7		4	6	ALL	PROD. BOUL., PROD. CONG.
	OTHER	44		2	46	AUTRE	
COMMODITY TOTAL		46		6	52		TOTAL DE MARCHANDISE
MACAPONI, CEREAL PROD.	GER	6			6	ALL	PATES ALIM., PROD. CEREAL
FRUIT JUICES	GER			1	1	ALL	JUS DE FRUIT
	OTHER	60	49		109	AUTRE	
COMMODITY TOTAL		60	49	1	110		TOTAL DE MARCHANDISE
FRUIT, PRES. NOT CANNED	GER	9			9	ALL	CONS. FRUITS NON BOITE
	OTHER	10	48		58	AUTRE	
COMMODITY TOTAL		19	48		67		TOTAL DE MARCHANDISE
FRUITS, PREP. CANNED	GER			4	4	ALL	FRUITS PREP. EN BOITE
NUTS, EXC. OIL NUTS NES	OTHER	25	46		71	AUTRE	NOIX, SAUF OLEAG. NDA
VEGETABLE PREP. NES	U K	18			18	R U	PREP. DE LEGUMES NDA
	GER			4	4	ALL	
	OTHER	10		2	12	AUTRE	
COMMODITY TOTAL		28		6	34		TOTAL DE MARCHANDISE
SYRUP	OTHER			7	7	AUTRE	SIROP
SUGAR PREPARATIONS	U K		9		9	R U	PREP. A BASE DE SUCRE
	GER			1	1	ALL	
	NORW		3		3	NORV	
COMMODITY TOTAL			12	1	13		TOTAL DE MARCHANDISE
MISC. FOOD PREP. NES	U K		18		18	R U	DIV. PREP. ALIM. NDA
	GER	18		26	44	ALL	
	NORW		15		15	NORV	
	SWEDN			127	127	SUEDE	
	OTHER	102	158	3	263	AUTRE	
COMMODITY TOTAL		120	191	156	467		TOTAL DE MARCHANDISE
GROUND CEREALS NES	OTHER	10			10	AUTRE	CEREALES MOULUES NOA
CONC. COMPLETE FEEDS	OTHER	52			52	AUTRE	CONC., PROV. COMPLETEES
NON-ALCOHOLIC BEVERAGE	GER	896			896	ALL	BOISSONS NON-ALCOOLIQ.
	NETH	237			237	P. BAS	
	OTHER	1,448			1,448	AUTRE	
COMMODITY TOTAL		2,581			2,581		TOTAL DE MARCHANDISE
WINES	U K	1,194	1		1,195	R U	VINS
	GER		28	93	121	ALL	
	NETH	22			22	P. BAS	
	NORW	683			683	NORV	
	SWEDN			4	4	SUEDE	
	LIBER			33	33	LIBER	
	OTHER	5,011		70	5,081	AUTRE	
COMMODITY TOTAL		6,910	29	200	7,139		TOTAL DE MARCHANDISE
DIST. ALCOHOLIC BEV.	U K		169		169	R U	BOISS. ALCOOL. DIST.
	GER		16	268	284	ALL	
	ITALY			26	26	ITAL	
	NETH	50			50	P. BAS	
	NORW	445	74		519	NORV	
	SWEDN			12	12	SUEDE	
	OTHER	1,563	916	266	2,745	AUTRE	
COMMODITY TOTAL		2,734	1,175	572	4,481		TOTAL DE MARCHANDISE
TOBACCO NES	U K	33			33	R U	TABACS NDA
	NORW		64		64	NORV	
	OTHER	76			76	AUTRE	
COMMODITY TOTAL		109	64		173		TOTAL DE MARCHANDISE
RAW HIDES AND SKINS	GREEK	38			38	GRECQ	PEAUX ET CUIPS BRUT
	NORW		102		102	NORV	
	OTHER	21	173		194	AUTRE	
COMMODITY TOTAL		59	275		334		TOTAL DE MARCHANDISE
SEEDS FOR SOWING NES	GER			83	83	ALL	GRAINES OE SEMENCE NOA
	OTHER	77		28	105	AUTRE	
COMMODITY TOTAL		77		111	188		TOTAL DE MARCHANDISE
NURSERY, GREENHOUSE STOCK	NORW		82		82	NORV	PROD. PEPINIERE, SERRE
	OTHER	17			17	AUTRE	
COMMODITY TOTAL		17	82		99		TOTAL DE MARCHANDISE
RUBBER, ALLIED GUMS, NAT	OTHER		30		30	AUTRE	CAOUTCHOUC GOMMES NAT.
TEXTILE FIBRES NES	OTHER	124			124	AUTRE	FIBRES TEXTILES NDA
IRON ORE AND CONC	OTHER		4		4	AUTRE	MINERAL, CONC. DE FER
ORES AND CONC. NES	GER			20	20	ALL	MINERALS ET CONC. NDA
	NORW		5		5	NORV	
COMMODITY TOTAL			5	20	25		TOTAL DE MARCHANDISE
WATER AND ICE	OTHER	38			38	AUTRE	EAU ET GLACE
COTTON, TEXTILE WASTE	OTHER	20			20	AUTRE	DECHETS DE COTON, TEXT.
LEATHER	U K		1		1	R U	CUIR
	GER			3	3	ALL	
COMMODITY TOTAL			1	3	4		TOTAL DE MARCHANDISE
RUBBER, FAB. MATERIALS	NETH	2			2	P. BAS	SEMI-PROD. CAOUTCHOUC
LUMBER AND TIMBER	OTHER				2	AUTRE	BOIS D'OEUVRE ET CHARP.

TABLE 2. CARGOES UNLOADED AT CANADIAN PORTS FROM FOREIGN COUNTRIES.

TABLEAU 2. MARCHANDISES DECHARGEES DANS LES PORTS CANADIENS EN PROVENANCE DE PAYS ETRANGERS.

COUNTRY OF ORIGIN AND KIND OF CARGO	REGISTRY OF VESSEL	ATLANTIC ATLANTIQUE	GREAT LAKES GRANDS LACS	PACIFIC PACIFIQUE	TOTAL TOTAL	IMMATIC. DU NAVIRE	PAYS D'ORIGINE ET MARCHANDISE
FRANCE-ATLANT. CONT. VENEER, PLYWOOD	NORW		2		2	NORV	FRANCE-ATLANT. SUITE
	OTHER	165			165	AUTRE	PLACAGES, CONTRE-PLAQ.
COMMODITY TOTAL		165	2		167		TOTAL DE MARCHANDISE
WOOD FAB. MATERIALS	OTHER	10			10	AUTRE	DEMI-PRODUITS EN ROIS
PAPER NES	U K	6			6	R U	PAPIER NDA
	GER		10		10	ALL	
	NORW		18		18	NORV	
	OTHER	69	11		80	AUTRE	
COMMODITY TOTAL		75	39		114		TOTAL DE MARCHANDISE
PAPERBOARD	OTHER	22	44		66	AUTRE	CARTON
BLOC. PAPER AND BOARD	OTHER		14		14	AUTRE	PLAQ. CONSTR., PAP/CART.
WET MACHINE BOARD	OTHER	10	25		35	AUTRE	CARTON EN PATE PRESSE
CORDAGE, TWINE, ROPE	GER	27			27	ALL	CORDAGE, FICELLE, CORDE
	OTHER	12			12	AUTRE	
COMMODITY TOTAL		39			39		TOTAL DE MARCHANDISE
TEXTILE FAB. MTL NES	GER	58	3		61	ALL	OUVR. EN MAT. TEXT. NDA
	NETH	15			15	P. BAS	
	NORW		6		6	NORV	
	OTHER	612	48		660	AUTRE	
COMMODITY TOTAL		685	57		742		TOTAL DE MARCHANDISE
METALLIC SALTS	GER	47			47	ALL	SELS METALLIQUES
	NORW		8		8	NORV	
	OTHER		30		30	AUTRE	
COMMODITY TOTAL		47	38		85		TOTAL DE MARCHANDISE
INORGANIC CHEMS. NES	U K	11,018			11,018	R U	PROD. CHIM. INORG. NDA
	NORW		12		12	NORV	
COMMODITY TOTAL		11,018	12		11,030		TOTAL DE MARCHANDISE
ORGANIC CHEMICALS NES	U K	20			20	R U	PROD. CHIM. ORGAN. NDA
	GER		10		10	ALL	
	NORW		13		13	NORV	
	OTHER	715	21		736	AUTRE	
COMMODITY TOTAL		735	44		779		TOTAL DE MARCHANDISE
AGRICULTURAL CHEMICALS	GER			1	1	ALL	PROD. CHIM. AGRICOLES
	OTHER	24			24	AUTRE	
COMMODITY TOTAL		24		1	25		TOTAL DE MARCHANDISE
SYNTHETIC RUBBER	GER	6			6	ALL	CADUTCHOUX SYNTHETIQUE
	OTHER	24	18		42	AUTRE	
COMMODITY TOTAL		30	18		48		TOTAL DE MARCHANDISE
PLASTIC MATERIALS	GER	9			9	ALL	MATIERES PLASTIQUES
	OTHER	54	15		69	AUTRE	
COMMODITY TOTAL		63	15		78		TOTAL DE MARCHANDISE
DYESTUFF, PIGMENT, PAINT	OTHER	14			14	AUTRE	MAT. COLOR. PIG. PEINTURE
CHEM. SPECIALTIES NES	OTHER	116	26		142	AUTRE	PROD. CHIM. SPECIAUX NDA
LUBRICATING OIL, GREASE	U K		6		6	R U	HUILE, GRAISSE LUBRIF.
	GER		16		16	ALL	
	OTHER		15		15	AUTRE	
COMMODITY TOTAL			37		37		TOTAL DE MARCHANDISE
COAL TAR, PITCH	OTHER	25			25	AUTRE	GOUDRON, BRAI DE BOUIL.
PRIMARY IRON, STEEL NES	OTHER	31		63	94	AUTRE	FER, ACIER PRIMAIR. NDA
CASTINGS, FORGINGS	NORW		12		12	NORV	MOUL. PIECES FORGEES
	OTHER	98			98	AUTRE	
COMMODITY TOTAL		98	12		110		TOTAL DE MARCHANDISE
BAR AND RODS, STEEL	GER	29,158			29,158	ALL	BARRES ET TIGES ACIER
	OTHER	61	5		66	AUTRE	
COMMODITY TOTAL		29,239	5		29,244		TOTAL DE MARCHANDISE
PLATE & SHEET STEEL	U K	48			48	R U	TOLES, FEUILLES DACIER
	GER	136	49		185	ALL	
	NETH	20			20	P. BAS	
	NORW		4		4	NORV	
	OTHER	335	25		360	AUTRE	
COMMODITY TOTAL		539	78		617		TOTAL DE MARCHANDISE
STRUCTURAL SHAPES	GER	3,282			3,282	ALL	PROFILES DE CONSTRUCT.
	ITALY			63	63	ITAL	
	OTHER	92	8		100	AUTRE	
COMMODITY TOTAL		3,374	8	63	3,445		TOTAL DE MARCHANDISE
PIPES, TUBES: IRON, STEEL	U K	5			5	R U	TUYAUX, TUBES: FER, ACIER
WIRE	SWEDN			120	120	SUEDE	FIL METALLIQUE
ALUMINUM	U K	31	41		72	R U	ALUMINIUM
	GER	39	140		179	ALL	
	NORW		14		14	NORV	
	OTHER	577	75		652	AUTRE	
COMMODITY TOTAL		647	270		917		TOTAL DE MARCHANDISE
METAL FAB. BASIC PROD.	U K		18		18	R U	OUVR. DE BASE EN METAL
	GER	65	26	14	105	ALL	
	NORW		2		2	NORV	
	SWEDN			21	21	SUEDE	
	OTHER	439	170		609	AUTRE	
COMMODITY TOTAL		504	216	35	755		TOTAL DE MARCHANDISE
BRICKS, TILES NES	OTHER		236		236	AUTRE	BRICKES, TUILLES NDA
GLASS BASIC PRODUCTS	GER	79	91		170	ALL	OUVR. DE BASE EN VERRE
	NORW		27		27	NORV	
	SWEDN			162	162	SUEDE	
	OTHER	1,377	139		1,516	AUTRE	
COMMODITY TOTAL		1,456	257	162	1,875		TOTAL DE MARCHANDISE
CEMENT	OTHER	42			42	AUTRE	CIMENT
NON-MET. MIN. BASIC PROD	OTHER	55			55	AUTRE	PROD. MIN. NON-MET. BASE



TABLE 2. CARGOES UNLOADED AT CANADIAN PORTS FROM FOREIGN COUNTRIES.

TABEAU 2. MARCHANDISES DECHARGEES DANS LES PORTS CANADIENS EN PROVENANCE DE PAYS ETRANGERS.

COUNTRY OF ORIGIN AND KIND OF CARGO	REGISTRY OF VESSEL	ATLANTIC ATLANTIQUE	GREAT LAKES GRANDS LACS	PACIFIC PACIFIQUE	TOTAL TOTAL	IMMATIC. DU NAVIRE	PAYS D'ORIGINE ET MARCHANDISE
FRANCE-ATLANT. CONT. MISC. FABRICATED PROD. TRACTORS	OTHER U K OTHER	932 109			932 109	AUTPE R U AUTRE	FRANCE-ATLANT. SUITE OUVRAGES DIVERS TRACTEURS
COMMODITY TOTAL MACHINERY NES		109	1		110		TOTAL DE MARCHANDISE MACHINES NOA
	U K GER ITALY NORW OTHER	22 1,000	20 10		42 1,198	R U ALL ITAL NORV AUTRE	
COMMODITY TOTAL PASS. AUTOS AND CHASSIS		1,231 2,253	174 228		1,410 2,678		TOTAL DE MARCHANDISE VOITURES PART., CHASSIS
	U K GER OTHER		1		1	R U ALL	
COMMODITY TOTAL MOTOR VEHICLE ENGINES		10 81		558 156	569 237	ALL AUTRE	TOTAL DE MARCHANDISE MOTEURS DE VEH. AUTOM.
	GER NETH OTHER	36 6 237	38 3		77 6 240	ALL P.BAS AUTRE	
COMMODITY TOTAL ROAD MOTOR VEH. NES SHIPS, AIRCRAFT, MIS. VEH		279 6	41		323		TOTAL DE MARCHANDISE VEH. AUTOM. ROUTIERS NDA NAVIRES, AVIONS, VEH. DIV
	OTHER GER LIBER			3	6 49 5	AUTPE ALL LIBER	
COMMODITY TOTAL RUBBER TAPES AND TUBES		65 3			68	R U ALL LIBER	TOTAL DE MARCHANDISE PNEUS, CHAMBRES A AIR
	U K GER LIBER OTHER			55 73	58 73	R U ALL LIBER AUTRE	
COMMODITY TOTAL EQUIPMENT MISC.		1,563 1,631	51 51	24,384 24,512	25,998 26,194		TOTAL DE MARCHANDISE MATERIEL DIVERS
	U K GER NETH OTHER	4 11 7 628	1 4		5 15 7 660	R U ALL P.BAS AUTRE	
COMMODITY TOTAL PERSONAL, HOUSEHOLD GOODS		650 49	32 8		687		TOTAL DE MARCHANDISE ART. PERSO. ET MENAGERES
	U K GER GREEK NETH NORW SWEDN OTHER	139 33 8 14	17 35		215 33 8 49	R U ALL GRECO P.BAS NORV SUEDE AUTRE	
COMMODITY TOTAL CONTAINERS, CLOSURES		531 774	293 353		863		TOTAL DE MARCHANDISE CONTENEURS, PAKETAGES
	GER OTHER	3		102	1,229	ALL AUTRE	
COMMODITY TOTAL MISC. END PRODUCTS NES		3 257	11 11		14 257		TOTAL DE MARCHANDISE PRODUITS FINIS DIV. NDA
	U K GER GREEK NETH NORW OTHER	24 92 2 120 516			24 92 2 120 567	P U ALL GRECO P.BAS NORV AUTRE	
COMMODITY TOTAL GENERAL CARGO		1,011 713	51 51		1,062 713		TOTAL DE MARCHANDISE MARCHANDISES DIVERSES
	U K GER NETH NORW SWEDN OTHER	103 98 432	4	43	150 98 432	R U ALL P.BAS NORV SUEDE AUTRE	
COMMODITY TOTAL		2,345 3,691	112 116		2,458 3,865		TOTAL DE MARCHANDISE
COUNTRY/REGION TOTAL		73,896*	4,360*	27,261*	105,517*		TOTAL DE PAYS/REGION
FRANCE-MEDITER SHELL FISH, NES FRESH FRUITS, PREP. FRUIT, PRES. NOT CANNED	OTHER OTHER GER GREEK NORW LIBER OTHER	8	145		153	AUTRE AUTRE ALL GRECO NORV LIBER AUTRE	FRANCE-MEDITER MOLLUSQUES CRUST., NDA FRUITS, BAIES FRAIS CONS. FRUITS NON BOITE
COMMODITY TOTAL FRUITS, PREP. CANNED		67 67	271 271	95	433		TOTAL DE MARCHANDISE FRUITS PREP. EN BOITE
	LIBER OTHER		30	1	1 30	LIBER AUTRE	
COMMODITY TOTAL NUTS, EXC. OIL NUTS NES VEGETABLES, FRESH VEGETABLE PREP. NES			30		31		TOTAL DE MARCHANDISE NOIX, SAUF OLEAG. NDA LEGUMES, FRAIS PREP. DE LEGUMES NDA
	ITALY NORW NORW LIBER			12 4	12 4	ITAL NORV NORV LIBER	
COMMODITY TOTAL SPICES		6 6			12		TOTAL DE MARCHANDISE EPICES
	GER ITALY NORW LIBER OTHER				1 1 11 4 12	ALL ITAL NORV LIBER AUTRE	
COMMODITY TOTAL MISC. FOOD PREP. NES		23 32		6	29 52		TOTAL DE MARCHANDISE DIV. PREP. ALIM. NDA
	GER GREEK	10	20		10 10	ALL GRECO	

TABLE 2. CARGOES UNLOADED AT CANADIAN PORTS FROM FOREIGN COUNTRIES.

TABLEAU 2. MARCHANDISES DECHARGEES DANS LES PORTS CANADIENS EN PROVENANCE DE PAYS ETRANGERS.

COUNTRY OF ORIGIN AND KIND OF CARGO	REGISTRY OF VESSEL	ATLANTIC ATLANTIQUE	GREAT LAKES GRANDS LACS	PACIFIC PACIFIQUE	TOTAL TOTAL	IMMATIC. DU NAVIRE	PAYS D'ORIGINE ET MARCHANDISE
FRANCE-MEDITER CDNT.	ITALY		11		11	ITAL	FRANCE-MEDITER SUITE
	NORW	24	35		59	NORV	
	OTHER	54	3		57	AUTRE	
COMMODITY TOTAL		120	69		189		TOTAL DE MARCHANDISE
GROUND CEREALS NES	NORW	57			57	NORV	CEREALES MOULUES NDA
OIL SEED MEAL, CAKE NES	OTHER	18			18	AUTRE	FAR, TOURT, OLEAG. NDA
NON-ALCOHOLIC BEVERAGE	GER	3,206			3,206	ALL	BOISSONS NON-ALCOOLIQ.
	ITALY	606			606	ITAL	
	NORW	1,344		10	1,354	NORV	
	LIBER			21	21	LIBER	
	OTHER	4,568			4,568	AUTRE	
COMMODITY TOTAL		9,724		31	9,755		TOTAL DE MARCHANDISE
WINES	GER	1,731		30	1,761	ALL	VINS
	GREEK	13			13	GREQ	
	ITALY	46		56	102	ITAL	
	NORW	405		2	407	NORV	
	LIBER			79	79	LIBER	
	OTHER	2,333	112		2,445	AUTRE	
COMMODITY TOTAL		4,528	112	167	4,807		TOTAL DE MARCHANDISE
DIST. ALCOHOLIC BEV.	GER	97	102	12	211	ALL	BOISS. ALCOOL. DIST.
	GREEK			4	4	GREQ	
	ITALY	50	6	33	89	ITAL	
	NORW		23		23	NORV	
	LIBER			26	26	LIBER	
	OTHER	700	275		975	AUTRE	
COMMODITY TOTAL		847	406	75	1,328		TOTAL DE MARCHANDISE
RAW HIDES AND SKINS	NORW	3			3	NORV	PEAUX ET CUIRS BRUT
	OTHER	10			10	AUTRE	
COMMODITY TOTAL		13			13		TOTAL DE MARCHANDISE
NURSERY, GREENHOUSE STOCK	OTHER	2	2		4	AUTRE	PROD. PEPINIERE, FERRE
ALUMINA, BAUXITE ORES	OTHER	24			24	AUTRE	MINERAIS ALUMINE, BAUX.
SULPHUR IN ORES	OTHER	29			29	AUTRE	SOUFRE EN MINERAI
WASTE AND SCRAP NES	GREEK			22	22	GREQ	DECHETS ET REBUTS NDA
LEATHER	GER		7		7	ALL	CUIR
RUBBER FAB. MATERIALS	OTHER		12		12	AUTRE	DEMI-PROD. CAOUTCHOUC
TEXTILE FAB. MTL NES	ITALY	1			1	ITAL	OUVR. EN MAT. TEXT. NDA
	NORW	8	1		9	NORV	
	OTHER	8	5		13	AUTRE	
COMMODITY TOTAL		17	6		23		TOTAL DE MARCHANDISE
VEG. OILS, FATS NES	GER	11			11	ALL	HUIL. MAT. GRAS. VEG. NDA
	GREEK			1	1	GREQ	
	NORW	42			42	NORV	
	OTHER	6			6	AUTRE	
COMMODITY TOTAL		59		1	60		TOTAL DE MARCHANDISE
METALLIC SALTS	OTHER	430	27		457	AUTRE	SELS METALLIQUES
INORGANIC CHEMS. NES	GER	17			17	ALL	PROD. CHIM. INORG. NDA
	OTHER	38			38	AUTRE	
COMMODITY TOTAL		55			55		TOTAL DE MARCHANDISE
ORGANIC CHEMICALS NES	GER	246	16	58	320	ALL	PROD. CHIM. ORGAN. NDA
	GREEK	90	10		100	GREQ	
	ITALY	14			14	ITAL	
	NORW	400	35		435	NORV	
	LIBER	484			484	LIBER	
	OTHER	3,268	74		3,342	AUTRE	
COMMODITY TOTAL		4,502	135	58	4,695		TOTAL DE MARCHANDISE
DYESTUFF, PIGMENT, PAINT	GREEK	75			75	GREQ	MAT. COLOR. PIG. PEINTURE
	OTHER	536			536	AUTRE	
COMMODITY TOTAL		611			611		TOTAL DE MARCHANDISE
CHEM. SPECIALTIES NES	OTHER	80			80	AUTRE	PROD. CHIM. SPECIAUX NDA
FERRO-ALLOYS	LIBER			47	47	LIBER	FERRO-ALLIAGES
	OTHER	58			58	AUTRE	
COMMODITY TOTAL		58		47	105		TOTAL DE MARCHANDISE
CASTINGS, FORGINGS	OTHER	40			40	AUTRE	MOUL. PIECES FORGEES
BARS AND RODS, STEEL	GER		10		10	ALL	BARRES ET TIGES ACIER
	OTHER		14		14	AUTRE	
COMMODITY TOTAL			24		24		TOTAL DE MARCHANDISE
METAL FAB. BASIC PROD.	GREEK	11			11	GREQ	OUVR. DE BASE EN METAL
	OTHER	3			3	AUTRE	
COMMODITY TOTAL		14			14		TOTAL DE MARCHANDISE
GLASS BASIC PRODUCTS	ITALY			85	85	ITAL	OUVR. DE BASE EN VERRRE
CEMENT	ITALY			83	83	ITAL	CIMENT
	OTHER	440			440	AUTRE	
COMMODITY TOTAL		440		83	523		TOTAL DE MARCHANDISE
MISC. FABRICATED PROD.	ITALY			23	23	ITAL	OUVRAGES DIVERS
TRACTORS	OTHER	2			2	AUTRE	TRACTEURS
MACHINERY NES	GER		70		70	ALL	MACHINES NDA
	ITALY	39			39	ITAL	
	NORW	37	3		40	NORV	
	OTHER	266	1		267	AUTRE	
COMMODITY TOTAL		342	74		416		TOTAL DE MARCHANDISE
PASS. AUTOS AND CHASSIS	GER	1			1	ALL	VOITURES PART., CHASSIS
	NORW	2			2	NORV	
COMMODITY TOTAL		3			3		TOTAL DE MARCHANDISE
MOTOR VEHICLE ENGINES	OTHER	13			13	AUTRE	MOTEURS DE VEH. AUTOM.
ROAD MOTOR VEH. NES	GREEK			3	3	GREQ	VEH. AUTOM. ROUTIERS NDA
	LIBER			8	8	LIBER	

TABLE 2. CARGOES UNLOADED AT CANADIAN PORTS FROM FOREIGN COUNTRIES.

TABLEAU 2. MARCHANDISES DECHARGEES DANS LES PORTS CANADIENS EN PROVENANCE DE PAYS ETRANGERS.

COUNTRY OF ORIGIN AND KIND OF CARGO	REGISTRY OF VESSEL	ATLANTIC ATLANTIQUE	GREAT LAKES GRANDS LACS	PACIFIC PACIFIQUE	TOTAL TOTAL	IMMATIC. DU NAVIRE	PAYS D'ORIGINE ET MARCHANDISE
FRANCE-MEDITER CONT. COMMODITY TOTAL SHIPS, AIRCRAFT, MIS. VEH	GREEK ITALY NORW LIBER	3		11	11	GRECQ ITAL NORV LIBER	FRANCE-MEDITER SUITE TOTAL DE MARCHANDISE NAVIRES, AVIONS, VEH. DIV
COMMODITY TOTAL RUBBER TIRES AND TUBES	GER GREEK ITALY NORW LIBER OTHER	3 27 20	1	62	66 27 30 86 30 96 23	ALL GRECQ ITAL NORV LIBER AUTRE	TOTAL DE MARCHANDISE PNEUS, CHAMBRES A AIR
COMMODITY TOTAL EQUIPMENT MISC.	GER GREEK NORW OTHER	23 80 21 55 17 23		212	292 21 55 17 23	ALL GRECQ NORV AUTRE	TOTAL DE MARCHANDISE MATERIEL DIVERS
COMMODITY TOTAL PERSONAL, HOUSEHOLD GOODS	GER GREEK ITALY NORW LIBER OTHER	116 29 7 18 4 92	4 5 4	1	116 34 13 14 22 35 101	ALL GRECQ ITAL NORV LIBER AUTRE	TOTAL DE MARCHANDISE ART. PERS. ET MENAGERS
COMMODITY TOTAL CONTAINERS, CLOSURES	GER LIBER OTHER	150 205 2 239	22	47	219 205 2 239	ALL LIBER AUTRE	TOTAL DE MARCHANDISE CONTENEURS, FERMETURES
COMMODITY TOTAL GENERAL CARGO	GER GREEK ITALY NORW OTHER	446 67 18 4 20 175 284	4 4	3	446 67 20 5 20 179 291	ALL GRECQ ITAL NORV AUTRE	TOTAL DE MARCHANDISE MARCHANDISES DIVERSES
COUNTRY/REGION TOTAL		23,211*	1,347*	1,051*	25,609*		TOTAL DE PAYS/REGION
GERMANY WEST LIVE ANIMALS, NES MEAT, FRESH OR FROZEN	GER OTHER	3 201 9		24	3 225 9	ALL AUTRE	ALLEMAGNE, R.F. ANIMAUX VIVANTS, NDA VIANDE, FRAICHE / CONG.
COMMODITY TOTAL MEAT AND MEAT PREP. NES	U.K. GER OTHER	210 20 587 58	169	24	234 20 756 58	R.U. ALL AUTRE	TOTAL DE MARCHANDISE VIANDES ET PREP. NDA
COMMODITY TOTAL FISH, FRESH OR FROZEN	GFR GREEK NORW OTHER	665 248 1 16 4	169 46	5	834 436 47 17 4	ALL GRECQ NORV AUTRE	TOTAL DE MARCHANDISE POISSON, FRAIS OU CONG.
COMMODITY TOTAL FISH, SALTED OR CURED FISH, CANNED	GER GER NORW OTHER	269 9 39 20	229 20 26	6	504 29 80 4 20	ALL ALL NORV AUTRE	TOTAL DE MARCHANDISE POISSON, SALE OU FUME POISSON EN BOITES
COMMODITY TOTAL SHELL FISH, NES	GER LIBER	59 1 14	26	19	104 7 14	ALL LIBER	TOTAL DE MARCHANDISE MOLLUSQUES (PUST., NDA)
COMMODITY TOTAL BUTTER CHEESE	GFR GER GREEK NORW SWEDN OTHER	15 50 1,066 3 10 100 1,179	361	263	1,690 3 70 9 9 109	ALL GRECQ NORV SUEDE AUTRE	TOTAL DE MARCHANDISE BEURRE FROMAGE
COMMODITY TOTAL MILK POWDER DAIRY PROD. EGGS, HONEY	GER GER OTHER	71 206 41 247	361 8	341	1,881 71 209 49 258	ALL ALL AUTRE	TOTAL DE MARCHANDISE LAIT EN POUFRE PROD. LAIT., OEUF, MIEL
COMMODITY TOTAL CORN STARCH MALT AND MALT FLOUR CEREALS MILLED, NES BAKERY PROD. INC. FROZEN	OTHER GER OTHER GER NORW OTHER	7 3 8 33 33	8 2	30	7 3 8 63 1 1 65	AUTRE ALL AUTRE ALL NORV AUTRE	TOTAL DE MARCHANDISE FECULE DE MAIS MALT ET FARINE DE MALT CEREALS MOULUES, NDA PROD. BOUL., PROD. CONG.
COMMODITY TOTAL MACARONI, CEREAL PROD.	GER GREEK OTHER	8 8 5	13	21	30 8 8 5	ALL GRECQ AUTRE	TOTAL DE MARCHANDISE PATES ALIM. PROD. CEREAL
COMMODITY TOTAL FRESH FRUITS, BERRIES	GER OTHER	8 30 16 46			21 30 16 46	ALL AUTRE	TOTAL DE MARCHANDISE FRUITS, BATES FRAIS
COMMODITY TOTAL							TOTAL DE MARCHANDISE



TABLE 2. CARGOES UNLOADED AT CANADIAN PORTS FROM FOREIGN COUNTRIES.

TABLEAU 2. MARCHANDISES DECHARGEES DANS LES PORTS CANADIENS EN PROVENANCE DE PAYS ETRANGERS.

COUNTRY OF ORIGIN AND KIND OF CARGO	REGISTRY OF VESSEL	ATLANTIC ATLANTIQUE	GREAT LAKES GRANDS LACS	PACIFIC PACIFIQUE	TOTAL TOTAL	IMMATIC. OU NAVIRE	PAYS D'ORIGINE ET MARCHANDISE
GERMANY WEST CONY. FROZEN FRUITS, BERRIES	GEP SWEDN		22	222	244	ALL SUEDE	ALLEMAGNE, R F SUITE FRUITS, BATES CONGELÉS
COMMODITY TOTAL			22	283	305		TOTAL DE MARCHANDISE
DRIED FRUITS	GEP OTHER	35	6	33	39	ALL AUTRE	FRUITS SECS
COMMODITY TOTAL		35	6	33	74		TOTAL DE MARCHANDISE
FRUIT JUICES	GEP GREEK OTHER	2,098 309 280	20 52 224	49	2,167 360 539	ALL GRECO AUTRE	JUS DE FRUIT
COMMODITY TOTAL		2,686	296	83	3,065		TOTAL DE MARCHANDISE
FRUIT PULP, PUREE	GER GREEK OTHER	426 285 118	86 537		512 822 118	ALL GRECO AUTRE	PULPE DE FRUIT, PUREE
COMMODITY TOTAL		829	623		1,452		TOTAL DE MARCHANDISE
FRUIT, PRES. NOT CANNED	GER OTHER		101	6	107	ALL AUTRE	CONS. FRUITS NON BOITE
COMMODITY TOTAL			101	19	126		TOTAL DE MARCHANDISE
FRUITS, PREP. CANNED	GER OTHER	41 10	13	55	109	ALL AUTRE	FRUITS PREP. EN BOITE
COMMODITY TOTAL		51	13	55	119		TOTAL DE MARCHANDISE
VEGETABLES, FRESH	GER OTHER	43 34			43 34	ALL AUTRE	LEGUMES, FRAIS
COMMODITY TOTAL		77			77		TOTAL DE MARCHANDISE
VEGETABLES, DRIED	GER OTHER	2 25	16		18 25	ALL AUTRE	LEGUMES, SECS
COMMODITY TOTAL		27	16		43		TOTAL DE MARCHANDISE
VEGETABLE PREP. NES	GER NORW OTHER	24 91	27	6 23	57 23 91	ALL NORV AUTRE	PREP. DE LEGUMES NDA
COMMODITY TOTAL		115	27	29	171		TOTAL DE MARCHANDISE
SYRUP	GEP			1	1	ALL	SIROP
SUGAR PREPARATIONS	U K GER GREEK OTHER		65	20	4 363 94 252	R U ALL GRECO AUTRE	PREP. A BASE DE SUCRE
COMMODITY TOTAL		278	65	31	713		TOTAL DE MARCHANDISE
COCOA AND CHOCOLATE	GER GREEK OTHER	229 234 100	198 20		427 234 120	ALL GRECO AUTRE	CACAO ET CHOCOLAT
COMMODITY TOTAL		563	218		781		TOTAL DE MARCHANDISE
COFFEE	GER OTHER	24	6	39	30 39	ALL AUTRE	CAFE
COMMODITY TOTAL		24	6	39	69		TOTAL DE MARCHANDISE
TEA	GER CAN OTHER	395 5 55	15 9		410 5 67	ALL CAN AUTRE	THE
COMMODITY TOTAL		455	24	3	482		TOTAL DE MARCHANDISE
SPICES	GEP GREEK ITALY NORW OTHER	13 6	22		35 6 1 2 2	ALL GRECO ITAL NORV AUTRE	EPICES
COMMODITY TOTAL		19	22	5	46		TOTAL DE MARCHANDISE
MARGARINE	GER	1			1	ALL	MARGARINE
SAUSAGE SKINS, CASINGS	GER			2	2	ALL	BOYAUX A SAUCISSES
MISC. FOOD PREP. NES	GEP GREEK NORW SWEDN CAN OTHER	549 119 1 39	187	221 19 63 17	957 119 19 63 1	ALL GRECO NORV SUEDE CAN AUTRE	MISC. PREP. ALIM. NDA
COMMODITY TOTAL		708	192	320	1,220		TOTAL DE MARCHANDISE
HAY, FORAGE, STRAW	GER	25			25	ALL	FOIN, FOURRAGE, PAILLE
HULLS, SCREENINGS, CHAFF	OTHER	11			11	AUTRE	ECOLURES, CRIBLURES, BAL
SOYA. OIL MEAL, CAKE	GER	15			15	ALL	FARINE TOURT. GR. SOYA
OIL SEED MEAL, CAKE NES	OTHER	14			14	AUTRE	FAR. TOURT. OLEAG. NDA
CONC. COMPLETE FEEDS	OTHER	4	2		6	AUTRE	CONC., PROV. COMPLETES
NON-ALCOHOLIC BEVERAGE	GER	91			91	ALL	BOISSONS NON-ALCOOLIQ.
ALE, BEER, STOUT, PORTER	GER NORW OTHER	804	222	272	1,298 181 2	ALL NORV AUTRE	ALE, BIÈRE, STOUT, PORTER
COMMODITY TOTAL		804	222	455	1,481		TOTAL DE MARCHANDISE
WINES	GER OTHER	397	326	36	759 21	ALL AUTRE	VINS
COMMODITY TOTAL		397	326	57	780		TOTAL DE MARCHANDISE
FERM. ALCOHOLIC BEV.	GER OTHER	26 26			26 26	ALL AUTRE	BOISS. ALCOOL. FERMEN.
COMMODITY TOTAL		52			52		TOTAL DE MARCHANDISE
DIST. ALCOHOLIC BEV.	GER NORW SWEDN OTHER	11 18 113	972	76 3 22 55	1,059 21 22 168	ALL NORV SUEDE AUTRE	BOISS. ALCOOL. DIST.
COMMODITY TOTAL		142	972	156	1,270		TOTAL DE MARCHANDISE
TOBACCO NES	GER	10			10	ALL	TABACS NDA
RAW HIDES AND SKINS	GER OTHER	3	24		27 1	ALL AUTRE	PEAUX ET CUIRS BRUT
COMMODITY TOTAL		3	24	1	28		TOTAL DE MARCHANDISE

TABLE 2. CARGOES UNLOADED AT CANADIAN PORTS FROM FOREIGN COUNTRIES.

TABLEAU 2. MARCHANDISES DECHARGEES DANS LES PORTS CANADIENS EN PROVENANCE DE PAYS ETRANGERS.

COUNTRY OF ORIGIN AND KIND OF CARGO	REGISTRY OF VESSEL	ATLANTIC ATLANTIQUE	GREAT LAKES GRANDS LACS	PACIFIC PACIFIQUE	TOTAL TOTAL	IMMATIC. DU NAVIRE	PAYS D'ORIGINE ET MARCHANDISE
GERMANY WEST CONT.							ALLEMAGNE, R F SUITE
CRUDE ANIMAL PROD.NES	GER	1			1	ALL	PR.BRUTS ORIG.ANIM.NDA
SEEDS FOR SOWING NES	GER	30	6		36	ALL	GRAINES DE SEMENCE NDA
	OTHER	10			10	AUTRE	
COMMODITY TOTAL		40	6		46		TOTAL DE MARCHANDISE
OIL SEEDS,NUTS NES	OTHER		8		8	AUTRE	GRAINES,NOIX OLEAG.NDA
NURSERY, GREENHSE STOCK	GER	87	12		100	ALL	PRDD.PEPINIERE,SERRE
RUBBER,ALLIED GUMS,NAT	OTHER	70	16		86	AUTRE	CAOUTCHOUC GOMMES NAT.
CRUDE VEG.PROD.NES	GREEK	15	11		26	GRECO	PR.BRUTS ORIG.VEG.NDA
	NORW	50			50	NORV	
	OTHER	24	66		90	AUTRE	
COMMODITY TOTAL		89	77		166		TOTAL DE MARCHANDISE
TEXTILE FIBRES NES	U K	34			34	R U	FIBRES TEXTILES NDA
	GER	357	17		374	ALL	
	NORW	17			17	NORV	
	CAN	2			2	CAN	
	OTHER	90			90	AUTRE	
COMMODITY TOTAL		500	17		517		TOTAL DE MARCHANDISE
ORES AND CONC.NES	GER		50		50	ALL	MINERAIS ET CONC.NDA
	OTHER				1	AUTRE	
COMMODITY TOTAL			50	1	51		TOTAL DE MARCHANDISE
ASBESTOS	GER	5			5	ALL	AMIANTE
CLAY MATERIALS NES	OTHER	2			2	AUTRE	MATIERE ARGIL.NDA
LIMESTONE	GER	2			2	ALL	PIERRE CALCAIPE
BARYTES,NATURAL	GER		17		17	ALL	BARYTINE NATURELLE
GYPSE	GREEK	14			14	GRECO	GYPSE
CRUDE NON-MET.MIN.NES	GER	14			14	ALL	MIN.NON-MET.BRUTS NDA
COTTON,TEXTILE WASTE	U K	17			17	R U	DECHETS DE COTON,TEXT.
	GER	21			27	ALL	
	OTHER		10		10	AUTRE	
COMMODITY TOTAL		38	16		54		TOTAL DE MARCHANDISE
WASTE AND SCRAP NES	GER	28			28	ALL	DECHETS ET REBUTS NDA
LEATHER	NORW				1	NORV	CUIR
RUBBER FAB.MATERIALS	GER	79	8		87	ALL	DEMI-PROD.CAOUTCHOUC
	NETH				1	R.BAS	
	OTHER	10			10	AUTRE	
COMMODITY TOTAL		89	8	1	98		TOTAL DE MARCHANDISE
LATH OF WOOD	OTHER	25			25	AUTRE	LATTES DE BOIS
VENEER,PLYWOOD	GER	77	2		79	ALL	PLACAGES,CONTRE-PLAC.
	OTHER	278			278	AUTRE	
COMMODITY TOTAL		355	2		357		TOTAL DE MARCHANDISE
COOPERAGE STOCK	GER	28			28	ALL	DEMI-PROD.TONNELLERIE
WOOD FAB.MATERIALS	U K				6	R U	DEMI-PRODUITS EN BOIS
	GER	51			57	ALL	
	GREEK	1			1	GRECO	
	NORW				6	NORV	
	OTHER	21	3		26	AUTRE	
COMMODITY TOTAL		73	3	21	97		TOTAL DE MARCHANDISE
PULP	GER	26			26	ALL	PATE
PAPER NES	GER	262	81		343	ALL	PAPIER NDA
	GREEK	1			1	GRECO	
	SWEDN				7	SUEDE	
	OTHER	27			48	AUTRE	
COMMODITY TOTAL		290	102	7	399		TOTAL DE MARCHANDISE
PAPERBOARD	NORW	1,304			1,304	NORV	CARTON
	OTHER	10	3	1	14	AUTRE	
COMMODITY TOTAL		1,314	3	1	1,318		TOTAL DE MARCHANDISE
BLDG.PAPER AND BOARD	GER	63			63	ALL	PLAQ.CONSTR.,PAP/CART.
	OTHER	58	30		88	AUTRE	
COMMODITY TOTAL		121	30		151		TOTAL DE MARCHANDISE
WET MACHINE BOARD	GER	23			23	ALL	CARTON EN PATE PRESSE
CORDAGE,TWINE,ROPE	GER	112	14	34	160	ALL	CORDAGE,FICELLE,CORDE
	GREEK		12		12	GRECO	
	OTHER	177			179	AUTRE	
COMMODITY TOTAL		289	26	36	351		TOTAL DE MARCHANDISE
JUTE WOVEN FABRICS	GER	5			5	ALL	TISSUS DE JUTE
TEXTILE FAB.MTL NES	U K	19			29	R U	OUVR.EN MAT.TEXT.NDA
	GER	3,861	654		4,524	ALL	
	GREEK	57			57	GRECO	
	ITALY				6	ITAL	
	NETH				11	R.BAS	
	LIBER	43			43	LIBER	
	CAN	2			2	CAN	
	OTHER	557	24	20	601	AUTRE	
COMMODITY TOTAL		4,539	678	56	5,273		TOTAL DE MARCHANDISE
VEG.OILS,FATS NES	GER				4	ALL	HUIL.MAT.GRAS.VEG.NDA
	OTHER				1	AUTRE	
COMMODITY TOTAL					5		TOTAL DE MARCHANDISE
OILS,FATS,WAXES NES	GER	44	83		128	ALL	HUIL.MAT.GRAS.CIRE NDA
	OTHER				3	AUTRE	
COMMODITY TOTAL		44	83	4	131		TOTAL DE MARCHANDISE
METALLIC SALTS	GER	278	244	20	542	ALL	SELS METALLIQUES
	GREEK	28	309		337	GRECO	
	NORW	93			93	NORV	
	CAN	17			17	CAN	
	OTHER	103	87	234	424	AUTRE	
COMMODITY TOTAL		519	640	254	1,413		TOTAL DE MARCHANDISE

TABLE 2. CARGOES UNLOADING AT CANADIAN PORTS FROM FOREIGN COUNTRIES.

TABLEAU 2. MARCHANDISES DECHARGEES DANS LES PORTS CANADIENS EN PROVENANCE DE PAYS ETRANGERS.

COUNTRY OF ORIGIN AND KIND OF CARGO	REGISTRY OF VESSEL	ATLANTIC ATLANTIQUE	GREAT LAKES GRANDS LACS	PACIFIC PACIFIQUE	TOTAL TOTAL	IMMATIC. DU NAVIRE	PAYS D'ORIGINE ET MARCHANDISE
GERMANY WEST CONT. INORGANIC CHEMS. NES	GER	270	566	22	858	ALL	ALLEMAGNE, R F SUITE
	NORW			19	19	NORV	PROD.CHIM.INGRG.NDA
	OTHER	44	44		88	AUTRE	
COMMODITY TOTAL		314	610	40	964		TOTAL DE MARCHANDISE
ORGANIC CHEMICALS NES	U K	166			166	R U	PROD.CHIM.ORGAN.NDA
	GER	4,200	390	152	4,742	ALL	
	GREEK	171	32		203	GRECQ	
	NORW	166		25	191	NORV	
	LIBER	308			308	LIBER	
	CAN	21			21	CAN	
	OTHER	676	0	77	762	AUTRE	
COMMODITY TOTAL		5,708	431	254	6,393		TOTAL DE MARCHANDISE
EXPLOS., FUSES, CAPS	U K	798			798	R U	EXPLOS., AMORCES, DET.
	GER	137			137	ALL	
COMMODITY TOTAL		935			935		TOTAL DE MARCHANDISE
POTASH FERTILIZERS NES	GREEK		33		33	GRECQ	POTASSE
	GER			22	22	ALL	ENGRAIS CHIMIQUE NDA
	GREEK	55	135		190	GRECQ	
	OTHER			35	35	AUTRE	
COMMODITY TOTAL		55	135	57	247		TOTAL DE MARCHANDISE
AGRICULTURAL CHEMICALS	GER	12	89	2	113	ALL	PROD.CHIM.AGRICOLES
	CAN	80			80	CAN	
	OTHER	36			36	AUTRE	
COMMODITY TOTAL		128	99	2	229		TOTAL DE MARCHANDISE
SYNTHETIC RUBBER	GER	76			76	ALL	CAOUTCHOUC SYNTHETIQUE
	CAN	5			5	CAN	
	OTHER	30			30	AUTRE	
COMMODITY TOTAL		111			111		TOTAL DE MARCHANDISE
PLASTIC MATERIALS	GER	2,187	119	6	2,312	ALL	MATIERES PLASTIQUES
	GREEK	19	48		67	GRECQ	
	NORW			4	4	NORV	
	OTHER	281	11	9	301	AUTRE	
COMMODITY TOTAL		2,487	178	19	2,684		TOTAL DE MARCHANDISE
WYESTUFF, PIGMENT, PAINT	GER	1,493	298	3	1,794	ALL	MAT.COLOR.PIG.PEINTURE
	OTHER		27		27	AUTRE	
COMMODITY TOTAL		1,493	325	3	1,821		TOTAL DE MARCHANDISE
OTHER SPECIALTIES NES	GER	101	218		319	ALL	PROD.CHIM.SPECIALTIES NDA
	GREEK		21		21	GRECQ	
	NORW			11	11	NORV	
	OTHER	22			22	AUTRE	
COMMODITY TOTAL		123	239	11	373		TOTAL DE MARCHANDISE
COKE	ITALY	60,569			60,569	ITAL	COKE
COAL TAR, PITCH	GER		35		35	ALL	GOUDRON, BRAT DE BOUIL.
FERRO-ALLOYS	U K	80			89	R U	FERRO-ALLIAGES
PRIMARY IRON, STEEL NES	GER	6	81		87	ALL	FER, ACIER PRIMAIRE NDA
	NORW			866	866	NORV	
	OTHER	69			68	AUTRE	
COMMODITY TOTAL		74	81	866	1,021		TOTAL DE MARCHANDISE
CASTINGS, FORGINGS	GER	92			92	ALL	MOUL. PIECES FORGEES
	ITALY			3	3	ITAL	
COMMODITY TOTAL		92		3	95		TOTAL DE MARCHANDISE
BAR AND RODS, STEEL	U K	75			75	R U	BAPRES ET TIGES ACIER
	GER	145	122	3,977	4,244	ALL	
	GREEK	225	194		409	GRECQ	
	NORW	4		1,973	1,977	NORV	
	LIBER	131			131	LIBER	
	OTHER	73		71	144	AUTRE	
COMMODITY TOTAL		653	306	6,021	6,980		TOTAL DE MARCHANDISE
PLATE & SHEET STEEL	U K	755			755	R U	TOLES, FEUILLES D'ACIER
	GER	648	748	617	2,013	ALL	
	NORW	212			212	NORV	
	LIBER	188			188	LIBER	
	OTHER	186		1	187	AUTRE	
COMMODITY TOTAL		1,989	748	618	3,355		TOTAL DE MARCHANDISE
STRUCTURAL SHAPES	U K	197		395	592	R U	PROFILES DE CONSTRUCT.
	GER	611	580	72	1,263	ALL	
	GREEK	59			59	GRECQ	
	NORW			902	902	NORV	
	SWEDN			26	26	SUEDE	
	PANAM	4,200			4,200	PANAM	
	OTHER	213		184	397	AUTRE	
COMMODITY TOTAL		5,280	580	1,579	7,439		TOTAL DE MARCHANDISE
RAILS & TRACK MATERIAL	U K	22			22	R U	RAILS, MAT. VOIE FERREE
	GER	83			83	ALL	
COMMODITY TOTAL		105			105		TOTAL DE MARCHANDISE
PIPES, TUBES: IRON, STEEL	GER	150	238	621	1,009	ALL	TUYAUX, TUBES: FER, ACIER
	OTHER	215	98	15	328	AUTRE	
COMMODITY TOTAL		365	336	636	1,337		TOTAL DE MARCHANDISE
WIRE	U K	193			193	R U	FIL METALLIQUE
	GER	782	2,274	13	3,069	ALL	
	GREEK	5			5	GRECQ	
	NORW			1,958	1,958	NORV	
	LIBER	216			216	LIBER	
	OTHER	47		20	67	AUTRE	
COMMODITY TOTAL		1,243	2,274	1,991	5,508		TOTAL DE MARCHANDISE
ALUMINIUM	GER	95	275		370	ALL	ALUMINIUM



TABLE 2. CARGOES UNLOADED AT CANADIAN PORTS FROM FOREIGN COUNTRIES.

TABLEAU 2. MARCHANDISES DECHARGEES DANS LES PORTS CANADIENS EN PROVENANCE DE PAYS ETRANGERS.

COUNTRY OF ORIGIN AND KIND OF CARGO	REGISTRY OF VESSEL	ATLANTIC ATLANTIQUE	GREAT LAKES GRANDS LACS	PACIFIC PACIFIQUE	TOTAL TOTAL	IMMATIC. DU NAVIRE	PAYS D'ORIGINE ET MARCHANDISE
GERMANY WEST CONT. COPPER AND ALLOYS	U K GER GREEK OTHER	22 41 27		66	22 107 27 6	R U ALL GRECO AUTRE	ALLEMAGNE, R F SUITE CUIVRE ET ALLIAGES
COMMODITY TOTAL		90	72		162		TOTAL DE MARCHANDISE
NICKEL AND ALLOYS	OTHER	14			14	AUTRE	NICKEL ET ALLIAGES
ZINC AND ALLOYS	GER	5			5	ALL	ZINC ET ALLIAGES
NON-FERROUS METALS NES	GER	23			23	ALL	METAUX NON-FERREUX NDA
METAL FAB.BASIC PRD.	U K	581	12	70	663	R U	OUVR.DE BASE EN METAL
	DENMK	461			461	DANMK	
	GER	3,165	2,612	630	6,407	ALL	
	GREEK	30	13		43	GRECO	
	NORW	26		79	105	NORV	
	SWEDN			35	35	SUEDE	
	LIBER	98			98	LIBER	
	CAN	40			40	CAN	
	OTHER	621	335	372	1,328	AUTRE	
COMMODITY TOTAL		5,022	2,972	1,186	9,180		TOTAL DE MARCHANDISE
BUILDING BRICK, CLAY	GREEK	205			205	GRECO	BRIQ.A BATIR ARGILE
	OTHER	948	50		998	AUTRE	
COMMODITY TOTAL		1,153	50		1,203		TOTAL DE MARCHANDISE
BRICKS, TILES NES	U K	472			472	R U	BRIQUES, TUILES NDA
	GER	6,252	105		6,357	ALL	
	NORW			43	43	NORV	
	LIBER	133			133	LIBER	
	OTHER	241			241	AUTRE	
COMMODITY TOTAL		7,098	105	43	7,246		TOTAL DE MARCHANDISE
GLASS BASIC PRODUCTS	U K			9	9	R U	OUVR.DE BASE EN VERRE
	GER	2,291	2,036	388	4,715	ALL	
	GREEK	72	356		428	GRECO	
	NETH			1	1	P.BAS	
	NORW			88	88	NORV	
	SWEDN			63	63	SUEDE	
	OTHER	1,189	254	207	1,649	AUTRE	
COMMODITY TOTAL		3,551	2,646	756	6,953		TOTAL DE MARCHANDISE
ASBESTOS BASIC PROD.	GER	33			33	ALL	OUVR.DE BASE AMIANTE
	GREEK	8			8	GRECO	
COMMODITY TOTAL		41			41		TOTAL DE MARCHANDISE
CEMENT	GER		33		33	ALL	CEMENT
	GREEK	94			94	GRECO	
	NORW	70		176	246	NORV	
	OTHER	546	686	110	1,342	AUTRE	
COMMODITY TOTAL		710	719	286	1,715		TOTAL DE MARCHANDISE
NON-MET.MIN.BASIC PRD.	GER	149	63	415	627	ALL	PROD.MIN.NON-MET.BASE
	GREEK	90	66		156	GRECO	
	SWEDN			6	6	SUEDE	
	CAN	8			8	CAN	
	OTHER	17	6	55	78	AUTRE	
COMMODITY TOTAL		264	135	476	875		TOTAL DE MARCHANDISE
MISC.FABRICATED PROD.	U K			10	10	R U	OUVRAGES DIVERS
	GER	110	101	159	370	ALL	
	GREEK	1	17		18	GRECO	
	NETH			12	12	P.BAS	
	OTHER	112	27	79	218	AUTRE	
COMMODITY TOTAL		223	145	260	628		TOTAL DE MARCHANDISE
TRACTORS	U K		8		8	R U	TPACTEURS
	GER	641	70	273	984	ALL	
	NORW			22	22	NORV	
	OTHER	60		42	111	AUTRE	
COMMODITY TOTAL		710	78	337	1,125		TOTAL DE MARCHANDISE
MACHINEERY NES	U K	254	416	2	672	R U	MACHINES NDA
	GER	10,013	3,066	233	13,312	ALL	
	GREEK	931	247		1,178	GRECO	
	ITALY			2	2	ITAL	
	NETH	449		2	451	P.BAS	
	NORW	1,114		514	1,628	NORV	
	SWEDN			179	179	SUEDE	
	LIBER	1,018			1,018	LIBER	
	CAN	168			168	CAN	
	OTHER	1,893	191	825	2,909	AUTRE	
COMMODITY TOTAL		15,840	3,920	1,757	21,517		TOTAL DE MARCHANDISE
RAILWAY ROLLING STOCK	GREEK		97		97	GRECO	MAT.ROUL.DE CH.DE FER
PASS.AUTOS AND CHASSIS	U K	1,187			1,187	R U	VOITURES PART.,CHASSIS
	DENMK	544		935	1,479	DANMK	
	GER	6,103	2,985	230	9,318	ALL	
	GREEK	8			8	GRECO	
	NORW	11,999	7,206	4,237	23,442	NORV	
	SWEDN			129	129	SUEDE	
	LIBER	11,531	1,101		12,632	LIBER	
	CAN	2			2	CAN	
	OTHER	728	826	412	1,966	AUTRE	
COMMODITY TOTAL		32,102	12,118	5,943	50,163		TOTAL DE MARCHANDISE
TRUCKS AND CHASSIS	NORW	16			16	NORV	CAMIONS ET CHASSIS
MOTOR VEHICLE ENGINES	U K		13	1	14	R U	MOTEURS DE VEH.AUTOM.
	DENMK	18			18	DANMK	
	GER	402	873	117	892	ALL	

TABLE 2. CARGOES UNLOADED AT CANADIAN PORTS FROM FOREIGN COUNTRIES.

TABLEAU 2. MARCHANDISES DECHARGEES DANS LES PORTS CANADIENS EN PROVENANCE DE PAYS ETRANGERS.

COUNTRY OF ORIGIN AND KIND OF CARGO	REGISTRY OF VESSEL	ATLANTIC ATLANTIQUE	GREAT LAKES GRANDS LACS	PACIFIC PACIFIQUE	TOTAL TOTAL	IMMATIC. DU NAVIRE	PAYS D'ORIGINE ET MARCHANDISE
GERMANY WEST CONT.							ALLEMAGNE, R F SUITE
	GREEK	283	104		387	GRECO	
	NORW	11			11	NORV	
	SWEDN			217	217	SUEDE	
	CAN	11			11	CAN	
	OTHER	154			208	AUTRE	
COMMOITY TOTAL		880	518	360	1,758		TOTAL DE MARCHANDISE
ROAD MOTOR VEH. NES	U K	139			139	R U	VEH.AUTOM.ROUTIERS NDA
	GER	6		48	54	ALL	
	CAN	22			22	CAN	
	OTHER	210			210	AUTRE	
COMMOITY TOTAL		377		48	425		TOTAL DE MARCHANDISE
SHIPS, AIRCRAFT, MIS. VEH	GEP	220	122	79	421	ALL	NAVIRES, AVIONS, VEH. DIV
	GREEK	24			24	GRECO	
	NORW	5		6	11	NORV	
	SWEDN			64	64	SUEDE	
	LIBER	5			5	LIBER	
	OTHER	95	5	33	123	AUTRE	
COMMOITY TOTAL		339	127	182	648		TOTAL DE MARCHANDISE
RUBBER TIRES AND TUBES	GER	152	7	56	215	ALL	PNEUS, CHAMBRES A AIR
	SWEDN			28	28	SUEDE	
	OTHER	122	10	48	180	AUTRE	
COMMOITY TOTAL		274	17	132	423		TOTAL DE MARCHANDISE
EQUIPMENT MISC.	U K	2			2	R U	MATERIEL DIVERS
	GER	818	435	42	1,295	ALL	
	GREEK	103			103	GRECO	
	NORW			12	12	NORV	
	SWEDN			48	48	SUEDE	
	LIBER	2			2	LIBER	
	OTHER	228		81	352	AUTRE	
COMMOITY TOTAL		1,153	478	183	1,814		TOTAL DE MARCHANDISE
PERSONAL, HSEHOLD GOODS	U K	10		14	24	R U	ART. PERS. ET MENAGERS
	GER	3,167	1,509	161	4,837	ALL	
	GREEK	827	180		1,007	GRECO	
	NETH			2	2	P. BAS	
	NORW	66		21	87	NORV	
	SWEDN			54	54	SUEDE	
	LIBER	4			4	LIBER	
	CAN	133			133	CAN	
	OTHER	1,037	642	135	1,814	AUTRE	
COMMOITY TOTAL		5,244	2,331	387	7,962		TOTAL DE MARCHANDISE
FIRE ARMS, AMMUNITION	GER	8	28		36	ALL	ARMES A FEU, MUNITIONS
	GREEK	2	28		30	GRECO	
	NORW			3	3	NORV	
	CAN	475			475	CAN	
	OTHER	97		14	111	AUTRE	
COMMOITY TOTAL		582	56	17	655		TOTAL DE MARCHANDISE
CONTAINERS, CLOSURES	U K	21			21	R U	CONTENEURS, FERMETURES
	GER	996	245	2	1,243	ALL	
	GREEK	13			13	GRECO	
	OTHER	24	12	36	72	AUTRE	
COMMOITY TOTAL		1,054	257	38	1,349		TOTAL DE MARCHANDISE
MISC. END PRODUCTS NES	GER	3,214	243	27	3,484	ALL	PRODUITS FINIS DIV. NDA
	GREEK		19		19	GRECO	
	NETH			4	4	P. BAS	
	NORW			16	16	NORV	
	LIBER	18			18	LIBER	
	CAN	2			2	CAN	
	OTHER	102	15	18	135	AUTRE	
COMMOITY TOTAL		3,336	277	65	3,678		TOTAL DE MARCHANDISE
GENERAL CARGO	U K	42			42	R U	MARCHANDISES DIVERSES
	GER	18,620	18,676	91	37,387	ALL	
	GREEK	22	648		670	GRECO	
	NORW	8		12	20	NORV	
	SWEDN			811	811	SUEDE	
	LIBER	52			52	LIBER	
	CAN	2,148			2,148	CAN	
	OTHER	1,221	47	6	1,274	AUTRE	
COMMOITY TOTAL		22,113	19,371	920	42,404		TOTAL DE MARCHANDISE
COUNTRY/REGION TOTAL		203,360*	59,005*	27,880*	290,253*		TOTAL DE PAYS/REGION
GREECE							GRECE
FISH, FRESH OR FROZEN	GREEK	3	270		273	GRECO	POISSON, FRAIS OU CONG.
FISH, CANNED	LIBER	1			1	LIBER	POISSON EN BOITES
CHEESE	GER	36			36	ALL	FROMAGE
	GREEK	137			137	GRECO	
	OTHER	113	6		119	AUTRE	
COMMOITY TOTAL		286	6		292		TOTAL DE MARCHANDISE
DAIRY PROD. EGGS, HONEY	GER	3			3	ALL	PROD. LAIT., OEUF, MIEL
	ITALY	2			2	ITAL	
	OTHER	3			3	AUTRE	
COMMOITY TOTAL		8			8		TOTAL DE MARCHANDISE
BAKERY PROD. INC. FROZEN	GER	3			3	ALL	PROD. BOUL., PROD. CONG.
	GREEK	53			53	GRECO	
COMMOITY TOTAL		56			56		TOTAL DE MARCHANDISE

TABLE 2. CARGOES UNLOADED AT CANADIAN PORTS FROM FOREIGN COUNTRIES.

TABLEAU 2. MARCHANDISES DECHARGEES DANS LES PORTS CANADIENS EN PROVENANCE DE PAYS ETRANGERS.

COUNTRY OF ORIGIN AND KIND OF CARGO	REGISTRY OF VESSEL	ATLANTIC ATLANTIQUE	GREAT LAKES GRANDS LACS	PACIFIC PACIFIQUE	TOTAL TOTAL	IMMATIC. DU NAVIRE	PAYS D'ORIGINE ET MARCHANDISE
GREECE	LIBER				1	LIBER	GRECE
CONT. MACARONI, CEREAL PROD.	GREEK	43			43	GRECO	SUITE PATES ALIM. PROD. CEREAL
FRESH FRUITS, BERRIES	GER	3			3	ALL	FRUITS, BATES FRAIS
DRYED FRUITS	ITALY	25			25	ITAL	FRUITS SECS
	LIBER	9		3	12	LIBER	
	OTHER	117			117	AUTRE	
COMMODITY TOTAL		154			157		
FRUIT, PRES. NOT CANNED	GER	54			54	ALL	TOTAL DE MARCHANDISE CONS. FRUITS NON BOITE
	GREEK	95		6	101	GRECO	
	ITALY	102			102	ITAL	
	LIBER	9			9	LIBER	
	OTHER	101			101	AUTRE	
COMMODITY TOTAL		361		6	367		
FRUITS, PREP. CANNED	GER	7			7	ALL	TOTAL DE MARCHANDISE FRUITS PREP. EN BOITE
	OTHER	2			2	AUTRE	
COMMODITY TOTAL		9			9		
NUTS, EXC. OIL NUTS NES	ITALY	18			18	ITAL	TOTAL DE MARCHANDISE NOIX, SAUF OLEAG. NOA
VEGETABLES, FRESH	GER	9			9	ALL	LEGUMES, FRAIS
	GREEK	23			23	GRECO	
	ITALY	43			43	ITAL	
COMMODITY TOTAL		75			75		
VEGETABLES, DRIED	ITALY	6			6	ITAL	TOTAL DE MARCHANDISE LEGUMES, SECS
VEGETABLE PREP. NES	GER	125			125	ALL	PREP. DE LEGUMES NDA
	GREEK	29	169		198	GRECO	
	ITALY	76	28		104	ITAL	
	LIBER	10			10	LIBER	
	OTHER	83			83	AUTRE	
COMMODITY TOTAL		323	197		520		
SUGAR PREPARATIONS	GER	5			5	ALL	TOTAL DE MARCHANDISE PREP. A BASE DE SUCRE
	OTHER	4			4	AUTRE	
COMMODITY TOTAL		9			9		
COCOA AND CHOCOLATE	GER	6			6	ALL	TOTAL DE MARCHANDISE CACAO ET CHOCOLAT
SPICES	U.K.		2		2	R.U.	EPICES
	GER	2			2	ALL	
	GREEK	17			17	GRECO	
	ITALY	6			6	ITAL	
	LIBER	1		2	3	LIBER	
	OTHER	9			9	AUTRE	
COMMODITY TOTAL		35	2	2	39		
VINEGAR	GER	1			1	ALL	TOTAL DE MARCHANDISE VINAIGRE
	OTHER	2			2	AUTRE	
COMMODITY TOTAL		1			3		
MISC. FOOD PREP. NES	GER		375		375	ALL	TOTAL DE MARCHANDISE DIV. PREP. ALIM. NDA
	GREEK	110	395		505	GRECO	
	ITALY	21	381		402	ITAL	
	LIBER		85	6	91	LIBER	
	OTHER	7	116		123	AUTRE	
COMMODITY TOTAL		138	1,352	6	1,496		
GROUND CEREALS NES	GREEK	21			21	GRECO	TOTAL DE MARCHANDISE CEREALES MOULUES NDA
WINES	GER		15		15	ALL	VINS
	GREEK	78			78	GRECO	
	ITALY	99			99	ITAL	
	NORW.			16	16	NORV	
	LIBER		25	58	83	LIBER	
	OTHER	55	22		77	AUTRE	
COMMODITY TOTAL		232	62	74	368		
DIST. ALCOHOLIC BEV.	GER	10			10	ALL	TOTAL DE MARCHANDISE BOISS. ALCOOL. DIST.
	GREEK	9		2	11	GRECO	
	ITALY	14			14	ITAL	
	OTHER	13			13	AUTRE	
COMMODITY TOTAL		46		2	48		
NURSERY, GREENHOUSE STOCK	GREEK	9			9	GRECO	TOTAL DE MARCHANDISE PROD. PEPINIERE, SERRE
CRUDE VEG. PROD. NES	GER		22		22	ALL	PR. FRUITS ORIG. VEG. NDA
	ITALY	5	20		25	ITAL	
	LIBER	7			7	LIBER	
COMMODITY TOTAL		12	42		54		
ALUMINA, BAUXITE ORES	LIBER	27,018			27,018	LIBER	TOTAL DE MARCHANDISE MINERAIS ALUMINE, BAUX.
ORES AND CONC. NES	GREEK	3,315			3,315	GRECO	MINERAIS ET CONC. NDA
BENTONITE	GREEK	16,472			16,472	GRECO	BENTONITE
	NORW.	20,944			20,944	NORV	
	LIBER	18,200			18,200	LIBER	
COMMODITY TOTAL		55,616			55,616		
TEXTILE FAB. MTL NES	GER	58			58	ALL	TOTAL DE MARCHANDISE OUVR. EN MAT. TEXT. NDA
	GREEK	25			25	GRECO	
	ITALY	17			17	ITAL	
	OTHER	59			59	AUTRE	
COMMODITY TOTAL		159			159		
SOYABEAN OIL	ITALY	21			21	ITAL	TOTAL DE MARCHANDISE HUILE DE SOYA
VEG. OILS, FATS NES	GER	63			63	ALL	HUIL. MAT. GRAS. VEG. NDA
	GREEK	42	28		70	GRECO	
	ITALY	23			23	ITAL	
	LIBER	23		17	40	LIBER	
	OTHER	53	2		55	AUTRE	
COMMODITY TOTAL		204	30	17	251		
INORGANIC CHEMS. NES	GREEK		90		90	GRECO	TOTAL DE MARCHANDISE PROD. CHIM. INORG. NDA
ORGANIC CHEMICALS NES	OTHER	4			4	AUTRE	PROD. CHIM. ORGAN. NDA



TABLE 2. CARGOES UNLOADED AT CANADIAN PORTS FROM FOREIGN COUNTRIES.

TABLEAU 2. MARCHANDISES DECHARGEES DANS LES PORTS CANADIENS EN PROVENANCE DE PAYS ETRANGERS.

COUNTRY OF ORIGIN AND KIND OF CARGO	REGISTRY OF VESSEL	ATLANTIC ATLANTIQUE	GREAT LAKES GRANDS LACS	PACIFIC PACIFIQUE	TOTAL TOTAL	IMMATIC. DU NAVIRE	PAYS D'ORIGINE ET MARCHANDISE
<b>GREECE CONT.</b>							<b>GRECE SUITE</b>
PLASTIC MATERIALS	GREEK		32		32	GRECQ	MATIERES PLASTIQUES
PLATE & SHEET STEEL	GREEK		1,000		1,000	GRECQ	TOLES, FEUILLES D'ACIER
METAL FAB. BASIC PROD.	GREEK		140		140	GRECQ	DOUVR. DE BASE EN METAL
	LIBER			2	2	LIBER	
COMMODITY TOTAL			140	2	142		TOTAL DE MARCHANDISE
CEMENT	OTHER		9		9	AUTRE	CIMENT
NON-MET. MIN. BASIC PROD.	GER	1			1	ALL	PROD. MIN. NON-MET. BASE
	GREEK	19	230		249	GRECQ	
	LIBER	31			31	LIBER	
COMMODITY TOTAL		51	230		281		TOTAL DE MARCHANDISE
MISC. FABRICATED PROD.	GREEK	7			7	GRECQ	OUVRAGES DIVERS
	LIBER	6			6	LIBER	
COMMODITY TOTAL		13			13		TOTAL DE MARCHANDISE
MACHINERY NES	LIBER	7			7	LIBER	MACHINES NOA
PASS. AUTOS AND CHASSIS	GRECQ		1		1	GRECQ	VOITURES PART., CHASSIS
	NORV			2	2	NORV	
	OTHER	1			1	AUTRE	
COMMODITY TOTAL		1	1	2	4		TOTAL DE MARCHANDISE
RUBBER TIRES AND TUBES	GER	10			10	ALL	PNEUS, CHAMBRES A AIR
PERSONAL, HOUSEHOLD GOODS	GER	5	11		16	ALL	ART. PERS. ET MENAGERS
	GREEK	22	22	4	48	GRECQ	
	ITALY	21	94		115	ITAL	
	NORV			11	11	NORV	
	LIBER	20	5	6	31	LIBER	
	OTHER	24	1		25	AUTRE	
COMMODITY TOTAL		92	133	21	246		TOTAL DE MARCHANDISE
CONTAINERS, CLOSURES	LIBER			2	2	LIBER	CONTENEURS, FERMETURES
MISC. END PRODUCTS NES	GER	4			4	ALL	PRODUITS FINIS DIV. NOA
	GREEK	5			5	GRECQ	
	LIBER	1			1	LIBER	
COMMODITY TOTAL		10			10		TOTAL DE MARCHANDISE
GENERAL CARGO	GREEK	50			50	GRECQ	MARCHANDISES DIVERSES
	ITALY	33			33	ITAL	
COMMODITY TOTAL		83			83		TOTAL DE MARCHANDISE
<b>COUNTRY/REGION TOTAL</b>		<b>88,457*</b>	<b>3,598*</b>	<b>137*</b>	<b>92,192*</b>		<b>TOTAL DE PAYS/REGION</b>
<b>ICELAND</b>							<b>ISELANDE</b>
NON-ALCOHOLIC BEVERAGE	OTHER		39		39	AUTRE	BOISSONS NON-ALCOOLIQ.
STONE, CRUDE NES	OTHER		20		20	AUTRE	PIERRE BRUTE NOA
MISC. FABRICATED PROD.	OTHER		34		34	AUTRE	OUVRAGES DIVERS
ROAD MOTOR VEH. NES	OTHER		5		5	AUTRE	VEH. AUTOM. PROUITERS NOA
PERSONAL, HOUSEHOLD GOODS	OTHER		28		28	AUTRE	ART. PERS. ET MENAGERS
<b>COUNTRY/REGION TOTAL</b>		<b>*</b>	<b>126*</b>	<b>*</b>	<b>126*</b>		<b>TOTAL DE PAYS/REGION</b>
<b>IRELAND</b>							<b>IRLANDE</b>
MEAT, FRESH OR FROZEN	GREEK	280	246		526	GRECQ	VIANDE, FRAICHE / CONG.
MEAT, CURED	GREEK		19		19	GRECQ	VIANDE FUMEE OU SALEE
MILK POWDER	GREEK	110			110	GRECQ	LAIT EN POUVRE
BAKERY PROD. INC. FROZEN	GER	8			8	ALL	PROD. BOUL., PROD. CONG.
FRUIT, PRES. NOT CANNED	GER	23			23	ALL	CONS., FRUITS NON BOITE
FRUITS, PREP. CANNED	DENMK			2	2	DANMK	FRUITS PREP. EN BOITE
	GER	5			5	ALL	
COMMODITY TOTAL		5		2	7		TOTAL DE MARCHANDISE
VEGETABLES, DRIED	U K	17			17	R U	LEGUMES, SECS
SUGAR PREPARATIONS	DENMK			49	49	DANMK	PREP. A BASE DE SUCRE
	GER	36			36	ALL	
COMMODITY TOTAL		36		49	85		TOTAL DE MARCHANDISE
COCOA AND CHOCOLATE	U K	148			148	R U	CACAO ET CHOCOLAT
MISC. FOOD PREP. NES	U K	36			36	R U	DIV. PREP. ALIM. NOA
	DENMK			1	1	DANMK	
COMMODITY TOTAL		36		1	37		TOTAL DE MARCHANDISE
GROUND CEREALS NES	DENMK			57	57	DANMK	CEREALES MOULUES NOA
CONC. COMPLETE FEEDS	GER	139			139	ALL	CONC., PROV. COMPLETEES
	GREEK	62			62	GRECQ	
COMMODITY TOTAL		201			201		TOTAL DE MARCHANDISE
WINES	U K		16		16	R U	VINS
DIST. ALCOHOLIC BEV.	U K	63	26		89	R U	BOISS. ALCOOL. DIST.
	DENMK			1	1	DANMK	
	GER	10			10	ALL	
COMMODITY TOTAL		73	26	1	100		TOTAL DE MARCHANDISE
TOBACCO NES	GER	6			6	ALL	TABACS NOA
SEEDS FOR SOWING NES	U K	24			24	R U	GRAINES DE SEMENCE NOA
TEXTILE FIBRES NES	U K	56			56	R U	FIBRES TEXTILES NOA
COPPER ORE AND CONC.	GER	2,034			2,034	ALL	MINERAL, CONC. CUIVRE
CLAY MATERIALS NES	GER	1,400			1,400	ALL	MATIERES ARGIL. NOA
LEATHER	GER	3			3	ALL	CUIR
NEWSPRINT PAPER	U K	20			20	R U	PAPIER JOURNAL
CORPAGE, TWINE, ROPE	U K			1	1	R U	CORPAGE, FICELLE, CORDE
JUTE WOVEN FABRICS	U K	28			28	R U	TISSUS DE JUTE
	GER	18			18	ALL	
COMMODITY TOTAL		46			46		TOTAL DE MARCHANDISE
TEXTILE FAB. MTL NES	U K	68	5		73	R U	DOUVR. EN MAT. TEXT. NOA

TABLE 2. CARGOES UNLOADED AT CANADIAN PORTS FROM FOREIGN COUNTRIES.

TABLEAU 2. MARCHANDISES DECHARGEES DANS LES PORTS CANADIENS EN PROVENANCE DE PAYS ETRANGERS.

COUNTRY OF ORIGIN AND KIND OF CARGO	REGISTRY OF VESSEL	ATLANTIC ATLANTIQUE	GREAT LAKES GRANDS LACS	PACIFIC PACIFIQUE	TOTAL TOTAL	IMMATIC. DU NAVIRE	PAYS D'ORIGINE ET MARCHANDISE
<b>IRELAND CONT.</b>							<b>IRLANDE SUITE</b>
	DENMK			1	1	DANMK	
	GER	32			32	ALL	
	GREEK	16			16	GRECQ	
COMMODITY TOTAL		116	5	1	122		TOTAL DE MARCHANDISE
VEG.OILS,FATS NES	GER	6			6	ALL	HUIL.MAT.GRAS.VEG.NDA
INORGANIC CHEMS. NES	U K	30			30	R U	PROD.CHIM.INORG.NDA
ORGANIC CHEMICALS NES	U K	15			15	R U	PROD.CHIM.ORGAN.NDA
	GER	5			5	ALL	
COMMODITY TOTAL		20			20		TOTAL DE MARCHANDISE
SYNTHETIC RUBBER	U K	13			13	R U	CAOUTCHOUC SYNTHETIQUE
	GER	17			17	ALL	
COMMODITY TOTAL		30			30		TOTAL DE MARCHANDISE
PLASTIC MATERIALS	U K	2			2	R U	MATIERES PLASTIQUES
DYESTUFF,PIGMENT,PAINT	U K	30			30	R U	MAT.COLOUR.PIG.PEINTURE
	GER	75			75	ALL	
COMMODITY TOTAL		105			105		TOTAL DE MARCHANDISE
CASTINGS,FORGINGS	U K		52		52	R U	MOUL.PIECES FORGEES
BAR AND RODS,STEEL	GER	19			19	ALL	BARRES ET TIGES ACIER
PLATE & SHEET STEEL	U K	1			1	R U	TOLES,FEUILLES D'ACIER
	GER	10			10	ALL	
COMMODITY TOTAL		11			11		TOTAL DE MARCHANDISE
STRUCTURAL SHAPES	U K	22			22	R U	PROFILES DE CONSTRUCT.
WIRE	GER	78			78	ALL	FIL METALLIQUE
METAL FAB.BASIC PROD.	U K	9			9	R U	OUVR.DE BASE EN METAL
	GER	37			37	ALL	
	GREEK	582			582	GRECQ	
COMMODITY TOTAL		628			628		TOTAL DE MARCHANDISE
BRICKS,TILES NES	GER	2,429			2,429	ALL	BRIOQUES,TUILES NDA
CEMENT BASIC PROD.	GER	7			7	ALL	OUVR.DE BASE CIMENT
MISC.FABRICATED PROD.	U K	347			347	R U	OUVRAGES DIVERS
	GER	12			12	ALL	
COMMODITY TOTAL		359			359		TOTAL DE MARCHANDISE
TRACTORS	U K	49			49	R U	TRACTEURS
MACHINERY NES	U K	29			29	R U	MACHINES NDA
	DENMK			33	33	DANMK	
	GER	75			75	ALL	
	GREEK	164			164	GRECQ	
COMMODITY TOTAL		268			268		TOTAL DE MARCHANDISE
PASS.AUTOS AND CHASSIS	GREFK	2		33	2	GRECQ	VOITURES PART.,CHASSIS
TRUCKS AND CHASSIS	GREFK	7			7	GRECQ	CAMIONS ET CHASSIS
MOTOR VEHICLE ENGINES	DENMK			12	12	DANMK	MOTEURS DE VEH.AUTOM.
	GREEK		6		6	GRECQ	
COMMODITY TOTAL			6	12	18		TOTAL DE MARCHANDISE
EQUIPMENT MISC.	U K	5			5	R U	MATERIEL DIVERS
	DENMK			6	6	DANMK	
	GER	73			73	ALL	
COMMODITY TOTAL		78			84		TOTAL DE MARCHANDISE
PERSONAL,HOUSEHOLD GOODS	U K	1,521		6	1,521	R U	ART.PERS.ET MENAGERS
	DENMK			13	13	DANMK	
	GER	62			62	ALL	
	GREEK	8			8	GRECQ	
COMMODITY TOTAL		1,591		13	1,604		TOTAL DE MARCHANDISE
CONTAINERS,CLOSURES	U K	397	13		410	R U	CONTENEURS,FERMETURES
	GER	138			138	ALL	
COMMODITY TOTAL		535	13		548		TOTAL DE MARCHANDISE
MISC. END PRODUCTS NES	U K	2			2	R U	PRODUITS FINIS DIV.NDA
	GER	120			120	ALL	
	GREEK	1			1	GRECQ	
COMMODITY TOTAL		123			123		TOTAL DE MARCHANDISE
GENERAL CARGO	U K	1,961	70		2,031	R U	MARCHANDISES DIVERSES
	DENMK			18	18	DANMK	
	GER	3,593			3,593	ALL	
	GREEK		20		20	GRECQ	
COMMODITY TOTAL		5,554	90	18	5,662		TOTAL DE MARCHANDISE
COUNTRY/REGION TOTAL		16,595*	473*	194*	17,262*		TOTAL DE PAYS/REGION
<b>ITALY</b>							<b>ITALIE</b>
MEAT,FRESH OR FROZEN	GREEK	49			49	GRECQ	VIANDE,FRAICHE / CONG.
FISH,FRESH OR FROZEN	GREEK	6			6	GRECQ	POISSON,FRAIS OU CONG.
FISH,SALTED OR CURED	D'THER		8		8	AUTRE	POISSON,SALE OU FUME
SHELL FISH,NES	GREEK	4			4	GRECQ	MOLLUSQUES CRUST.,NDA
CHEESE	GER	16	45		62	ALL	FROMAGE
	GREEK	117			117	GRECQ	
	ITALY			48	48	ITAL	
	NORW	15			15	NORV	
	L'IBER	4		4	8	L'IBER	
	OTHER	283			283	AUTRE	
COMMODITY TOTAL		435	46	52	533		TOTAL DE MARCHANDISE
CEREALS UNMILLED,NES	GER	80			80	ALL	CEREALES NON MOUL.,NDA
	ITALY			41	41	ITAL	
	NORW	6			6	NORV	
	L'IBER			14	14	L'IBER	
	OTHER	120			120	AUTRE	
COMMODITY TOTAL		206		55	261		TOTAL DE MARCHANDISE

TABLE 2. CARGOES UNLOADED AT CANADIAN PORTS FROM FOREIGN COUNTRIES.

TABLEAU 2. MARCHANDISES DECHARGEES DANS LES PORTS CANADIENS EN PROVENANCE DE PAYS ETRANGERS.

COUNTRY OF ORIGIN AND KIND OF CARGO	REGISTRY OF VESSEL	ATLANTIC ATLANTIQUE	GREAT LAKES GRANDS LACS	PACIFIC PACIFIQUE	TOTAL TOTAL	IMMATIC. DU NAVIRE	PAYS D'ORIGINE ET MARCHANDISE
<b>ITALY</b>	<b>CONT.</b>						<b>ITALIE</b>
CORN MEAL AND FLOUR	OTHER	25			25	AUTRE	SEMOULE, FARINE DE MAIS
MALT AND MALT FLOUR	OTHER	17			17	AUTRE	MALT ET FARINE DE MALT
CEREALS MILLED, NES	ITALY			9	9	ITAL	CEREALES MOULUES, NDA
BAKERY PROD., INC., FROZEN	GREEK	19		11	30	GRECQ	PROD. BOUL., PROD. CONG.
	ITALY			2	2	ITAL	
	NORW	1			1	NORV	
	LIBER	1			1	LIBER	
	OTHER	5	25		30	AUTRE	
<b>COMMODITY TOTAL</b>		26	25	13	64		<b>TOTAL DE MARCHANDISE</b>
MACARONI, CEREAL PROD.	GER	40			40	ALL	PATES ALIM. PROD. CEREAL
	GREEK	22			22	GRECQ	
	ITALY	17		10	27	ITAL	
	LIBER	17		43	60	LIBER	
	OTHER	265	217		482	AUTRE	
<b>COMMODITY TOTAL</b>		361	217	53	631		<b>TOTAL DE MARCHANDISE</b>
FRESH FRUITS, BERRIES	NORW			27	27	NORV	FRUITS, BAIES FRAIS
	OTHER	24	8		32	AUTRE	
<b>COMMODITY TOTAL</b>		24	8	27	59		<b>TOTAL DE MARCHANDISE</b>
FROZEN FRUITS, BERRIES	OTHER		40		49	AUTRE	FRUITS, BAIES CONGELES
DRIED FRUITS	OTHER	38	18		56	AUTRE	FRUITS SECS
FRUIT JUICES	GREEK	11			11	GRECQ	JUS DE FRUIT
	OTHER	752	76	3	831	AUTRE	
<b>COMMODITY TOTAL</b>		763	76	3	842		<b>TOTAL DE MARCHANDISE</b>
FRUIT, PRES., NOT CANNED	U. K.		24		24	R U	CONS. FRUITS NON ROITE
	GER	17			17	ALL	
	GREEK	15	253	3	271	GRECQ	
	ITALY	104	249	158	511	ITAL	
	LIBER	24		16	40	LIBER	
	OTHER	724	3,413		4,137	AUTRE	
<b>COMMODITY TOTAL</b>		884	3,939	177	5,000		<b>TOTAL DE MARCHANDISE</b>
FRUITS, PREP., CANNED	OTHER	64			64	AUTRE	FRUITS PREP. EN BOITE
NUTS, EXC. OIL NUTS, NES	GER	11			11	ALL	NOIX, SAUF OLEAG. NDA
	GREEK	6			6	GRECQ	
	ITALY	47			47	ITAL	
	NORW	17			17	NORV	
	LIBER	51			51	LIBER	
	OTHER	117	44		161	AUTRE	
<b>COMMODITY TOTAL</b>		249	44		293		<b>TOTAL DE MARCHANDISE</b>
VEGETABLES, FRESH	GER	22			22	ALL	LEGUMES, FRAIS
	GREEK	262			262	GRECQ	
	ITALY	26		52	78	ITAL	
	NORW	17			17	NORV	
	OTHER	59			59	AUTRE	
<b>COMMODITY TOTAL</b>		386		52	438		<b>TOTAL DE MARCHANDISE</b>
VEGETABLES, DRIED	LIBER			4	4	LIBER	LEGUMES, SECS
	OTHER		11		11	AUTRE	
<b>COMMODITY TOTAL</b>			11	4	15		<b>TOTAL DE MARCHANDISE</b>
VEGETABLE PREP., NES	GER	247			247	ALL	PREP. DE LEGUMES NDA
	GREEK	200		90	290	GRECQ	
	ITALY	208		104	312	ITAL	
	NORW	78		1	79	NORV	
	OTHER	1,751	2,515		4,266	AUTRE	
<b>COMMODITY TOTAL</b>		2,484	2,515	195	5,194		<b>TOTAL DE MARCHANDISE</b>
SUGAR PREPARATIONS	GER	7			7	ALL	PREP. A BASE DE SUCRE
	GREEK	21		1	22	GRECQ	
	ITALY	38		19	57	ITAL	
	NORW	7			7	NORV	
	LIBER	5			5	LIBER	
	OTHER	77	49		126	AUTRE	
<b>COMMODITY TOTAL</b>		155	49	20	224		<b>TOTAL DE MARCHANDISE</b>
CACAO AND CHOCOLATE	GER	1			1	ALL	CACAO ET CHOCOLAT
COFFEE	ITALY	1		2	3	ITAL	CAFE
SPICES	GER	11			11	ALL	EPICES
	ITALY			3	3	ITAL	
	NORW	5			5	NORV	
	LIBER			1	1	LIBER	
	OTHER	48	20		68	AUTRE	
<b>COMMODITY TOTAL</b>		64	20	4	88		<b>TOTAL DE MARCHANDISE</b>
VINEGAR	GREEK	3			3	GRECQ	VINAIGRE
	OTHER		4		4	AUTRE	
<b>COMMODITY TOTAL</b>		3	4		7		<b>TOTAL DE MARCHANDISE</b>
MISC. FOOD PREP., NES	GER	32	577		609	ALL	DIV. PREP. ALIM. NDA
	GREEK	18	1,077		1,095	GRECQ	
	ITALY	17	1,120	120	1,257	ITAL	
	NORW	21	176		207	NORV	
	LIBER		394	7	401	LIBER	
	OTHER	188	1,730		1,918	AUTRE	
<b>COMMODITY TOTAL</b>		286	5,074	127	5,487		<b>TOTAL DE MARCHANDISE</b>
HAY, FORAGE, STRAW	ITALY	33			33	ITAL	FOIN, FOURRAGE, PAILLE
	LIBER			3	3	LIBER	
	OTHER	1			1	AUTRE	
<b>COMMODITY TOTAL</b>		34		3	37		<b>TOTAL DE MARCHANDISE</b>
CONC., COMPLETE, BEERS	ITALY	1			1	ITAL	CONC., PROV. COMPLETE
NON-ALCOHOLIC BEVERAGES	GER	39			39	ALL	BOISSONS NON-ALCOOLIQ.
	GREEK	48		9	57	GRECQ	
	ITALY	19			19	ITAL	



TABLE 2. CARGOES UNLOADED AT CANADIAN PORTS FROM FOREIGN COUNTRIES.

TABLEAU 2. MARCHANDISES DECHARGEES DANS LES PORTS CANADIENS EN PROVENANCE DE PAYS ETRANGERS.

COUNTRY OF ORIGIN AND KIND OF CARGO	REGISTRY OF VESSEL	ATLANTIC ATLANTIQUE	GREAT LAKES GRANDS LACS	PACIFIC PACIFIQUE	TOTAL TOTAL	IMMATIC. OU NAVIRE	PAYS D'ORIGINE ET MARCHANDISE
ITALY	CONT.						ITALIE SUITE
	NORV	21			21	NORV	
	LIBER	10		6	16	LIBER	
	OTHER	318	150		477	AUTRE	
COMMODITY TOTAL WINES		455	159	15	629		TOTAL DE MARCHANDISE VINS
	GER	2,122		10	2,132	ALL	
	GREEK	653		15	668	GRECO	
	ITALY	334	2	598	934	ITAL	
	NORV	101		18	119	NORV	
	LIBER			244	244	LIBER	
COMMODITY TOTAL DIST. ALCOHOLIC BEV.		2,333	275		2,608	AUTRE	TOTAL DE MARCHANDISE BOISS. ALCOOL. DIST.
	GER	5,543	277	885	6,705		
	GREEK	73	560	11	644	ALL	
	ITALY		28	154	182	GRECO	
	NORV	137	15	136	288	ITAL	
	LIBER		72		72	NORV	
COMMODITY TOTAL TOBACCO NES		647	1,315	28	1,962	LIBER	TOTAL DE MARCHANDISE TABACS NDA
RAW HIDES AND SKINS		857	1,990	329	3,176	AUTRE	PEAUX ET CUIRS BRUT
	ITALY		10		2	ITAL	
	GER				10	ALL	
	GREEK	45	16		45	GRECO	
	NORV		243		16	NORV	
COMMODITY TOTAL SEEDS FOR SOWING NES		71	269		314	AUTRE	TOTAL DE MARCHANDISE GRAINES DE SEMENCE NDA
	GER	116			385		
	OTHER	22	3		22	ALL	
COMMODITY TOTAL OIL SEEDS, NUTS NES		22	3		25	AUTRE	TOTAL DE MARCHANDISE GRAINES, NOIX OLEAG. NDA
NURSERY, GREENHOUSE STOCK		11			11	AUTRE	PROD. PEPINIERE, SERRE
RUBBER, ALLIED GUMS, NAT			3		3	AUTRE	CAOUTCHOUC GOMMES NAT.
	ITALY			1	1	ITAL	
COMMODITY TOTAL CRUDE VEG. PROD. NES		25			25	AUTRE	TOTAL DE MARCHANDISE PR. BRUTS OPTIC. VEG. NDA
	ITALY	25		1	26	ITAL	
	OTHER	13			13	AUTRE	
COMMODITY TOTAL CRUDE WOOD MTL. NES		28			28		TOTAL DE MARCHANDISE MATIERES BOIS BRUT NDA
WOOL AND ANIMAL HAIR		41			41	AUTRE	LAIN, POILS ANIMAL
TEXTILE FIBRES NES		2			2	ITAL	FIBRES TEXTILES NES
STONE, CRUDE NES		5			5	AUTRE	PIERRE BRUTE NDA
	GER	196	435		113	ALL	
	GREEK	82	73		631	ALL	
	ITALY	195	480	135	155	GRECO	
	NORV	62	119		810	ITAL	
	LIBER	20	121	64	181	NORV	
COMMODITY TOTAL FLUORSPAR		812	997		205	LIBER	
GYPSSUM		1,367	2,225	199	1,809	AUTRE	TOTAL DE MARCHANDISE SPATH FLUOR
CRUDE NON-MET. MIN. NES		4,000			4,000	NORV	GYPSE
COTTON, TEXTILE WASTE		2	291		2	ALL	MIN. NON-MET. BRUTS NDA
	GER	275			566	AUTRE	DECHETS DE COTON, TEXT.
	GREEK	25			25	ALL	
	ITALY	15			15	GRECO	
COMMODITY TOTAL WASTE AND SCRAP NES		16			16	AUTRE	TOTAL DE MARCHANDISE DECHETS ET REBUTS NDA
LUMBER AND TIMBER		56			56	AUTRE	BOIS D'OEUVRE ET CHARP.
VENEER, PLYWOOD		30	10		10	AUTRE	PLACAGES, CDNTRE-PLAQ.
	GER	9			9	ALL	
	GREEK	24			24	GRECO	
	NORV		16		16	NORV	
COMMODITY TOTAL WOOD FAB. MATERIALS		250	16		266	AUTRE	TOTAL DE MARCHANDISE DEMI-PRODUITS EN BOIS
	OTHER	283	32		315		
	GER	22			22	ALL	
	ITALY			29	29	ITAL	
COMMODITY TOTAL PAPER NES		4	4		8	AUTRE	TOTAL DE MARCHANDISE PAPIER NDA
	GER	26	4	29	59		
	LIBER	1			1	ALL	
	OTHER	24		6	6	LIBER	
COMMODITY TOTAL BLDG. PAPER AND BOARD		25		6	24	AUTRE	TOTAL DE MARCHANDISE PLAQ. CONSTR., PAP./CART.
CORDAGE, TWINE, ROPE			11		11	AUTRE	CORDAGE, FICELLE, CORDE
TEXTILE FAB. MTL NES		2	1		3	AUTRE	OUVR. EN MAT. TEXT. NDA
	GER	159	3		162	ALL	
	GREEK	160	22		182	GRECO	
	ITALY	104		3	107	ITAL	
	NORV	40	8	2	50	NORV	
	LIBER	46	3	7	56	LIBER	
	JAPAN			2	2	JAPON	
COMMODITY TOTAL VEG. OILS, FATS NES		822	60	21	903	AUTRE	TOTAL DE MARCHANDISE HUIL. MAT. GRAS. VEG. NDA
	GER	1,331	96	35	1,462		
	GREEK	69			69	ALL	
	ITALY	3			3	GRECO	
	NORV	4		96	100	ITAL	
	LIBER	17			17	NORV	
COMMODITY TOTAL OILS, FATS, WAXES NES		60		12	12	LIBER	TOTAL DE MARCHANDISE HUIL. MAT. GRAS. CIRE NDA
METALLIC SALTS		153		108	261	AUTRE	SFLS METALLIQUES
	OTHER	3,090	24		24	AUTRE	
	OTHER		140		140	AUTRE	
					3,230	AUTRE	

TABLE 2. CARGOES UNLOADED AT CANADIAN PORTS FROM FOREIGN COUNTRIES.

TABLEAU 2. MARCHANDISES DECHARGEES DANS LES PORTS CANADIENS EN PROVENANCE DE PAYS ETRANGERS.

COUNTRY OF ORIGIN AND KIND OF CARGO	REGISTRY OF VESSEL	ATLANTIC ATLANTIQUE	GREAT LAKES GRANDS LACS	PACIFIC PACIFIQUE	TOTAL TOTAL	IMMATIC. DU NAVIRE	PAYS D'ORIGINE ET MARCHANDISE
<b>ITALY</b>							<b>ITALIE</b>
<b>CONT.</b>							<b>SUITE</b>
INORGANIC CHEMS. NES	GREEK	7			7	GRECQ	PROD. CHIM. INORG. NDA
	NORW		35		35	NORV	
	JAPAN			2	2	JAPON	
	OTHER	28	67		95	AUTRE	
COMMODITY TOTAL		35	102	2	139		TOTAL DE MARCHANDISE
ORGANIC CHEMICALS NES	GER	67	30		97	ALL	PROD. CHIM. ORGAN. NDA
	GREEK	13	1		14	GRECQ	
	ITALY	2	1,315	17	1,334	ITAL	
	NORW	23	23		46	NORV	
	LIBER		34	6	40	LIBER	
	OTHER	679	229		908	AUTRE	
COMMODITY TOTAL		784	1,632	23	2,439		TOTAL DE MARCHANDISE
FERTILIZERS NES	GREEK			5	5	GRECQ	ENGRAIS CHIMIQUE NOA
	LIBER			6	6	LIBER	
COMMODITY TOTAL				11	11		TOTAL DE MARCHANDISE
AGRICULTURAL CHEMICALS	GER			10	10	ALL	PROD. CHIM. AGRICOLES
	ITALY			22	22	ITAL	
	OTHER	59	2		61	AUTRE	
COMMODITY TOTAL		59	2	32	93		TOTAL DE MARCHANDISE
PLASTIC MATERIALS	GER	15			15	ALL	MATIERES PLASTIQUES
	GREEK	127			127	GRECQ	
	ITALY	6		13	19	ITAL	
	LIBER	3		18	21	LIBER	
	OTHER	2,006	12		2,018	AUTRE	
COMMODITY TOTAL		2,157	12	31	2,200		TOTAL DE MARCHANDISE
DYESTUFF, PIGMENT, PAINT CHEM. SPECIALTIES NES	OTHER	5			5	AUTRE	MAT. COLOR. PIG. PEINTURE
	NORW		1		1	NORV	PROD. CHIM. SPECIAUX NOA
	OTHER	10			10	AUTRE	
COMMODITY TOTAL		10	1		11		TOTAL DE MARCHANDISE
GASOLINE	GREEK	18,513			18,513	GRECQ	ESSENCE
	NORW	17,472			17,472	NORV	
COMMODITY TOTAL		35,985			35,985		TOTAL DE MARCHANDISE
FUEL OIL	LIBER	10,958	12,320		23,278	LIBER	MAZOUT
LUBRICATING OIL, GREASE	NORW			22	22	NORV	HUILE, GRAISSE LUBRIF.
	LIBER			22	22	LIBER	
COMMODITY TOTAL				44	44		TOTAL DE MARCHANDISE
SOAP, TAR, PITCH	GER	4			4	ALL	SAVON, BITUME, POISSON
	LIBER	1			1	LIBER	
	OTHER	10	10		20	AUTRE	
COMMODITY TOTAL		15	10		25		TOTAL DE MARCHANDISE
PIG IRON	OTHER	23			23	AUTRE	FER EN GUEUSE
CASTINGS, FORGINGS	GER	3			3	ALL	MOUL. PIECES FORGEES
	LIBER			11	11	LIBER	
	OTHER	123			123	AUTRE	
COMMODITY TOTAL		126			126		TOTAL DE MARCHANDISE
BARBS AND RODS, STEEL	GREEK			89	89	GRECQ	BARRES ET TIGES ACIER
	ITALY			16	16	ITAL	
	LIBER			21	21	LIBER	
COMMODITY TOTAL				126	126		TOTAL DE MARCHANDISE
PLATE & SHEET STEEL	GER	112			112	ALL	TOLES, FEUILLES D'ACIER
	GREEK			543	543	GRECQ	
	ITALY			958	958	ITAL	
	NORW			33	33	NORV	
	LIBER			312	312	LIBER	
	OTHER	259			259	AUTRE	
COMMODITY TOTAL		371		1,846	2,217		TOTAL DE MARCHANDISE
STRUCTURAL SHAPES	GREEK			49	49	GRECQ	PROFILES DE CONSTRUCT.
	ITALY			1,339	1,339	ITAL	
	NORW			188	188	NORV	
	LIBER			180	180	LIBER	
	OTHER	134			134	AUTRE	
COMMODITY TOTAL		134		1,756	1,890		TOTAL DE MARCHANDISE
RAILS & TRACK MATERIAL	GREEK			27	27	GRECQ	RAILS, MAT. VOIE FERREE
	ITALY			27	27	ITAL	
COMMODITY TOTAL				54	54		TOTAL DE MARCHANDISE
PIPES, TUBES: IRON, STEEL	GREEK	8			8	GRECQ	TUYAUX, TUBES: FER, ACIER
	ITALY			4	4	ITAL	
	LIBER			32	32	LIBER	
	OTHER		60	594	60	AUTRE	
COMMODITY TOTAL		8	60	630	698		TOTAL DE MARCHANDISE
WIRE	GREEK			17	17	GRECQ	FIL METALLIQUE
	ITALY	4		223	227	ITAL	
	LIBER			57	57	LIBER	
	OTHER	10	11		21	AUTRE	
COMMODITY TOTAL		14	11	297	322		TOTAL DE MARCHANDISE
ALUMINIUM	GER	71			71	ALL	ALUMINIUM
	GREEK		62		62	GRECQ	
	NORW		32		32	NORV	
	OTHER	137			137	AUTRE	
COMMODITY TOTAL		208	94		302		TOTAL DE MARCHANDISE
COPPER AND ALLOYS	LIBER			10	10	LIBER	CUIVRE ET ALLIAGES
METAL FABRICATION PROD.	GER	133	132		265	ALL	OUVR. DE BASE EN METAL
	GREEK	150	23	59	232	GRECQ	
	ITALY	1,482	33	349	1,864	ITAL	
	NORW	13		31	44	NORV	

TABLE 2. CARGOES UNLOADED AT CANADIAN PORTS FROM FOREIGN COUNTRIES.

TABLEAU 2. MARCHANDISES DECHARGEES DANS LES PORTS CANADIENS EN PROVENANCE DE PAYS ETRANGERS.

COUNTRY OF ORIGIN AND KIND OF CARGO	REGISTRY OF VESSEL	ATLANTIC ATLANTIQUE	GREAT LAKES GRANDS LACS	PACIFIC PACIFIQUE	TOTAL TOTAL	IMMATIC. DU NAVIRE	PAYS D'ORIGINE ET MARCHANDISE
ITALY	CONT.						ITALIE
	LIBER	42		606	648	LIBER	SUITE
	JAPAN			24	24	JAPON	
	OTHER	387	341		728	AUTRE	
COMMODITY TOTAL		2,207	529	1,069	3,805		TOTAL DE MARCHANDISE
BRICKS, TILES NES	GREEK	38		92	120	GRECQ	BRIQUES, TUILES NDA
	ITALY			138	138	ITAL	
	OTHER	80			80	AUTRE	
COMMODITY TOTAL		118		220	338		TOTAL DE MARCHANDISE
GLASS BASIC PRODUCTS	U K		127		127	R U	OUVR. DE BASE EN VERRE
	GER	155	91		246	ALL	
	GREEK	448	401	47	896	GRECQ	
	ITALY	209	331	498	1,037	ITAL	
	NORW	243	58	652	953	NORV	
	LIBER	1		440	441	LIBER	
	OTHER	4,334	1,798		6,132	AUTRE	
COMMODITY TOTAL		5,389	2,806	1,637	9,832		TOTAL DE MARCHANDISE
NON-MET. MIN. BASIC PROD	GEP	126			126	ALL	PROD. MIN. NON-MET. BASE
	GREEK	26	60	31	117	GRECQ	
	ITALY	6	8	86	100	ITAL	
	NORW	104	13		117	NORV	
	LIBER	30	29	44	103	LIBER	
	OTHER	1,107	203		1,310	AUTRE	
COMMODITY TOTAL		1,399	313	161	1,873		TOTAL DE MARCHANDISE
MISC. FABRICATED PROD.	GEP	335		5	340	ALL	OUVRAGES DIVERS
	GREEK	46	18		64	GRECQ	
	ITALY	94		99	193	ITAL	
	NORW	44	32		76	NORV	
	LIBER	10		235	245	LIBER	
	OTHER	843	714		1,557	AUTRE	
COMMODITY TOTAL		1,372	764	339	2,475		TOTAL DE MARCHANDISE
TRACTORS	GEP	242		4	246	ALL	TRACTEURS
	GREEK	6		19	24	GRECQ	
	ITALY	39		136	175	ITAL	
	NORW	22		56	78	NORV	
	LIBER			238	238	LIBER	
	OTHER	754	543		1,297	AUTRE	
COMMODITY TOTAL		1,063	543	452	2,058		TOTAL DE MARCHANDISE
MACHINERY NES	GER	297	437	3	737	ALL	MACHINES NDA
	GREEK	216	184	15	415	GRECQ	
	ITALY	66	161	354	581	ITAL	
	NORW	132	163		295	NORV	
	LIBER	5	11	421	437	LIBER	
	OTHER	1,443	1,552		2,995	AUTRE	
COMMODITY TOTAL		2,159	2,508	793	5,460		TOTAL DE MARCHANDISE
PASS. AUTOS AND CHASSIS	GEP	88			88	ALL	VOITURES PART., CHASSIS
	GREEK	70		34	104	GRECQ	
	ITALY	7		419	426	ITAL	
	NORW	309		7	316	NORV	
	LIBER			198	198	LIBER	
	OTHER	312	13	5	330	AUTRE	
COMMODITY TOTAL		786	13	663	1,462		TOTAL DE MARCHANDISE
BUSES AND CHASSIS	GREEK	13	13		13	GRECQ	AUTOBUS ET CHASSIS
TRUCKS AND CHASSIS	GEP	1			1	ALL	CAMIONS ET CHASSIS
	GREEK	3			3	GRECQ	
	ITALY			9	9	ITAL	
	OTHER	20			20	AUTRE	
COMMODITY TOTAL		24		9	33		TOTAL DE MARCHANDISE
MOTOR VEHICLE ENGINES	GER	17			17	ALL	MOTEURS DE VEH. AUTOM.
	GREEK	27			27	GRECQ	
	ITALY	6	1	7	14	ITAL	
	LIBER			30	30	LIBER	
	OTHER	212	83		295	AUTRE	
COMMODITY TOTAL		262	84	37	383		TOTAL DE MARCHANDISE
ROAD MOTOR VEH. NES	GREEK		4		4	GRECQ	VEH. AUTOM. ROUTIERS NDA
	ITALY	3	14	6	23	ITAL	
	LIBER			147	147	LIBER	
	JAPAN			2	2	JAPON	
	OTHER	7	7		14	AUTRE	
COMMODITY TOTAL		10	25	155	190		TOTAL DE MARCHANDISE
SHIPS, AIRCRAFT, MIS. VEH	GER	3	4		7	ALL	NAVIRES, AVIONS, VEH. DIV
	GREEK	65			65	GRECQ	
	ITALY	1			1	ITAL	
	LIBER			29	29	LIBER	
	OTHER	208	25		233	AUTRE	
COMMODITY TOTAL		277	29	29	335		TOTAL DE MARCHANDISE
RUBBER TIRES AND TUBES	GEP	176			176	ALL	PNEUS, CHAMBRES A AIR
	GREEK				9	GRECQ	
	ITALY	43		70	113	ITAL	
	NORW	30			30	NORV	
	LIBER	4		50	54	LIBER	
	OTHER	1,406	85		1,491	AUTRE	
COMMODITY TOTAL		1,659	85	131	1,875		TOTAL DE MARCHANDISE
EQUIPMENT MISC.	GER	667	4	2	673	ALL	MATERIEL DIVERS
	GREEK	124	17	10	151	GRECQ	
	ITALY	135	43	203	381	ITAL	
	NORW	98	1	92	191	NORV	



TABLE 2. CARGOES UNLOADED AT CANADIAN PORTS FROM FOREIGN COUNTRIES.

TABLEAU 2. MARCHANDISES DECHARGÉES DANS LES PORTS CANADIENS EN PROVENANCE DE PAYS ÉTRANGERS.

COUNTRY OF ORIGIN AND KIND OF CARGO	REGISTRY OF VESSEL	ATLANTIC ATLANTIQUE	GREAT LAKES GRANDS LACS	PACIFIC PACIFIQUE	TOTAL TOTAL	IMMATIC. DU NAVIRE	PAYS D'ORIGINE ET MARCHANDISE
<b>ITALY</b>	<b>CONT.</b>						<b>ITALIE</b>
	LIBER	139	48	561	748	LIBER	<b>SUITE</b>
	JAPAN			18	18	JAPON	
	OTHER	2,327	705		3,032	AUTRE	
<b>COMMODITY TOTAL</b>		<b>3,490</b>	<b>818</b>	<b>886</b>	<b>5,194</b>		<b>TOTAL DE MARCHANDISE</b>
<b>PERSONAL, HOUSEHOLD GOODS</b>	GER	250	240	2	492	ALL	<b>ART. PERS. ET MENAGERS</b>
	GREEK	144	100	31	275	GRECO	
	ITALY	179	108	163	450	ITAL	
	NORW	79	62	1	142	NORV	
	LIBER	22	16	209	246	LIBER	
	JAPAN			30	30	JAPON	
	OTHER	564	909	4	1,877	AUTRE	
<b>COMMODITY TOTAL</b>		<b>1,638</b>	<b>1,435</b>	<b>439</b>	<b>3,512</b>		<b>TOTAL DE MARCHANDISE</b>
<b>PIREARMS, AMMUNITION</b>	NORW	34			34	NORV	<b>ARMES A FEU, MUNITIONS</b>
	OTHER		2		2	AUTRE	
<b>COMMODITY TOTAL</b>		<b>34</b>	<b>2</b>		<b>36</b>		<b>TOTAL DE MARCHANDISE</b>
<b>CONTAINERS, CLOSURES</b>	GER	316			316	ALL	<b>CONTENEURS, FERMETURES</b>
	GREEK		33		33	GRECO	
	ITALY	2	129	75	206	ITAL	
	NORW	2			2	NORV	
	LIBER			42	42	LIBER	
	OTHER	330	99		429	AUTRE	
<b>COMMODITY TOTAL</b>		<b>650</b>	<b>261</b>	<b>117</b>	<b>1,028</b>		<b>TOTAL DE MARCHANDISE</b>
<b>MISC. END PRODUCTS NES</b>	GER	19	18	6	43	ALL	<b>PRODUITS FINIS DIV. NDA</b>
	ITALY	12	1	20	33	ITAL	
	NORW	24	2	7	33	NORV	
	LIBER	1		54	55	LIBER	
	OTHER	232	175		408	AUTRE	
<b>COMMODITY TOTAL</b>		<b>289</b>	<b>196</b>	<b>87</b>	<b>572</b>		<b>TOTAL DE MARCHANDISE</b>
<b>GENERAL CARGO</b>	GER	179			179	ALL	<b>MARCHANDISES DIVERSES</b>
	GREEK	217		3	220	GRECO	
	ITALY	109		55	164	ITAL	
	NORW	87		28	115	NORV	
	JAPAN			2	2	JAPON	
	OTHER	2,464	153		2,617	AUTRE	
<b>COMMODITY TOTAL</b>		<b>3,056</b>	<b>153</b>	<b>88</b>	<b>3,297</b>		<b>TOTAL DE MARCHANDISE</b>
<b>COUNTRY/REGION TOTAL</b>		<b>101,183*</b>	<b>42,446*</b>	<b>14,590*</b>	<b>158,219*</b>		<b>TOTAL DE PAYS/REGION</b>
<b>NETHERLANDS</b>							<b>PAYS-BAS</b>
<b>MEAT, FRESH OR FROZEN</b>	GER	2			2	ALL	<b>VIANDE, FRAICHE / CONG.</b>
<b>MEAT AND MEAT PREP. NES</b>	U K	6			6	R U	<b>VIANDES ET PREP. NDA</b>
	GER	216			216	ALL	
	NETH	117			117	P. BAS	
<b>COMMODITY TOTAL</b>		<b>339</b>			<b>339</b>		<b>TOTAL DE MARCHANDISE</b>
<b>FISH, FRESH OR FROZEN</b>	U K	45		1	46	R U	<b>POISSON, FRAIS OU CONG.</b>
	GER	4	6		10	ALL	
	OTHER	196	3		199	AUTRE	
<b>COMMODITY TOTAL</b>		<b>245</b>	<b>9</b>	<b>1</b>	<b>255</b>		<b>TOTAL DE MARCHANDISE</b>
<b>FISH, SALTED OR CURED</b>	GER	4			4	ALL	<b>POISSON, SALE OU FUME</b>
<b>FISH, CANNED</b>	U K	8			8	R U	<b>POISSON EN BOITES</b>
	GER	33			33	ALL	
	LIBER	6			6	LIBER	
	OTHER	50			50	AUTRE	
<b>COMMODITY TOTAL</b>		<b>97</b>			<b>97</b>		<b>TOTAL DE MARCHANDISE</b>
<b>BUTTER</b>	U K	263			263	R U	<b>BEURRE</b>
	NORW	87			87	NORV	
<b>COMMODITY TOTAL</b>		<b>350</b>			<b>350</b>		<b>TOTAL DE MARCHANDISE</b>
<b>CHEESE</b>	U K	239		14	253	R U	<b>FROMAGE</b>
	DENMK			17	17	DANMK	
	GER	247	32	123	402	ALL	
	GREEK	93			93	GRECO	
	NETH	37		2	39	P. BAS	
	NORW	131	4		135	NORV	
	SWEDN			57	57	SUEDE	
	LIBER	18			18	LIBER	
	OTHER	262	7		269	AUTRE	
<b>COMMODITY TOTAL</b>		<b>1,027</b>	<b>43</b>	<b>213</b>	<b>1,283</b>		<b>TOTAL DE MARCHANDISE</b>
<b>DAIRY PROD. EGGS, HONEY</b>	NORW	27			27	NORV	<b>PROD. LAIT., ŒUFS, MIEL</b>
	OTHER	28			28	AUTRE	
<b>COMMODITY TOTAL</b>		<b>55</b>			<b>55</b>		<b>TOTAL DE MARCHANDISE</b>
<b>CEREALS UNMILLED, NES</b>	NETH	19			19	P. BAS	<b>CEREALES NON MOUL., NOA</b>
<b>CORN MEAL AND FLOUR</b>	SWEDN			20	20	SUEDE	<b>SEMBOULE, FARINE DE MAIS</b>
<b>CORN STARCH</b>	SWEDN			20	20	SUEDE	<b>FECULE DE MAIS</b>
	OTHER	10			10	AUTRE	
<b>COMMODITY TOTAL</b>		<b>10</b>		<b>20</b>	<b>30</b>		<b>TOTAL DE MARCHANDISE</b>
<b>BAKERY PROD. INC. FROZEN</b>	U K	8			8	R U	<b>PROD. BOUL., PROD. CONG.</b>
	GER	28	3	7	38	ALL	
	NETH	9			9	P. BAS	
	SWEDN			2	2	SUEDE	
	LIBER	4			4	LIBER	
	OTHER		33		33	AUTRE	
<b>COMMODITY TOTAL</b>		<b>49</b>	<b>36</b>	<b>9</b>	<b>94</b>		<b>TOTAL DE MARCHANDISE</b>
<b>MACARONI, CEREAL PROD.</b>	U K		8		8	R U	<b>PATES ALIM. PROD. CEREAL</b>
	GER	2,154		1	2,155	ALL	
	GREEK	25			25	GRECO	

TABLE 2. CARGOES UNLOADED AT CANADIAN PORTS FROM FOREIGN COUNTRIES.

TABLEAU 2. MARCHANDISES DECHARGEES DANS LES PORTS CANADIENS EN PROVENANCE DE PAYS ETRANGERS.

COUNTRY OF ORIGIN AND KIND OF CARGO	REGISTRY OF VESSEL	ATLANTIC ATLANTIQUE	GREAT LAKES GRANDS LACS	PACIFIC PACIFIQUE	TOTAL TOTAL	IMMATIC. DU NAVIRE	PAYS D'ORIGINE ET MARCHANDISE
NETHERLANDS CONT.							PAYS-BAS SUITE
	NORW	21			21	NORV	
	OTHER	12			12	AUTPE	
COMMODITY TOTAL		2,212	8	1	2,221		TOTAL DE MARCHANDISE
FROZEN FRUITS, BERRIES	NORW	29			28	NORV	FRUITS, BAIES CONGELES
Fruit Juices	GER	91	33	2	126	ALL	JUS DE FRUIT
	NETH	16		2	18	P.BAS	
	NORW	32			32	NORV	
	LIBER	49			49	LIBER	
COMMODITY TOTAL		188	33	4	225		TOTAL DE MARCHANDISE
FRUIT PULP, PUREE	U K		7	12	19	R U	PULPE DE FRUIT, PUREE
	DENMK			3	3	DANMK	
	NETH			15	15	P.BAS	
	NORW	20	23		43	NORV	
	OTHER		6		6	AUTRE	
COMMODITY TOTAL		20	36	30	86		TOTAL DE MARCHANDISE
FRUIT,PPES.NOT CANNED	DENMK			1	1	DANMK	CONS. FRUITS NON BOITE
	NORW	58			58	NORV	
	OTHER			7	7	AUTRE	
COMMODITY TOTAL		58		8	66		TOTAL DE MARCHANDISE
FRUITS, PREP. CANNED	LIBER	13			13	LIBER	FRUITS PREP. EN BOITE
PEANUTS	GER	643	195		838	ALL	CACAHUETES
NUTS,EXC.OIL NUTS NES	U K	38			38	R U	NOIX,SAUF OLEAG.NDA
VEGETABLES, FRESH	U K	20		15	35	P. U	LEGUMES, FRAIS
	GER	78		4	82	ALL	
	GREEK	56			56	GRECQ	
	OTHER	20			20	AUTPE	
COMMODITY TOTAL		174		19	193		TOTAL DE MARCHANDISE
VEGETABLES, DRIED	GER	6	5		11	ALL	LEGUMES, SECS
VEGETABLE PREP.NES	U K	2			2	R U	PREP. DE LEGUMES NDA
	GER	58			58	ALL	
	NETH			10	10	P.BAS	
	OTHER		100		100	AUTRE	
COMMODITY TOTAL		60	100	10	170		TOTAL DE MARCHANDISE
SUGAR PREPARATIONS	U K	4	28	5	37	R U	PREP. A BASE DE SUCRE
	DENMK			3	3	DANMK	
	GER	135	24	15	174	ALL	
	GREEK	59			59	GRECQ	
	NETH	8			8	P.BAS	
	NORW	48	52		101	NORV	
	LIBER	22			22	LIBER	
	OTHER	39	21	4	64	AUTRE	
COMMODITY TOTAL		316	125	27	468		TOTAL DE MARCHANDISE
COCOA AND CHOCOLATE	U K	50		1	51	R U	CACAO ET CHOCOLAT
	DENMK			3	3	DANMK	
	GER	387	208	51	646	ALL	
	NETH	178			178	P.BAS	
	NORW	49			49	NORV	
	SWEDN			12	12	SUEDE	
	LIBER	133			133	LIBER	
	OTHER	856			856	AUTRE	
COMMODITY TOTAL		1,653	208	67	1,928		TOTAL DE MARCHANDISE
TEA	U K	81		26	107	R U	THE
	GER	77	22		99	ALL	
	GREEK	71			71	GRECQ	
	NORW	93			93	NORV	
	SWEDN			36	36	SUEDE	
	OTHER	220	49	9	278	AUTRE	
COMMODITY TOTAL		542	71	71	684		TOTAL DE MARCHANDISE
SPICES	U K			1	1	R U	EPICES
	NETH	4		2	6	P.BAS	
	NORW		2		2	NORV	
	OTHER	67		2	69	AUTRE	
COMMODITY TOTAL		71	2	5	78		TOTAL DE MARCHANDISE
VINEGAR	GER	10			10	ALL	VINAIGRE
	NETH	5			5	P.BAS	
COMMODITY TOTAL		15			15		TOTAL DE MARCHANDISE
SAUSAGE SKINS,CASINGS	OTHER		10		10	AUTRE	BOYAUX A SAUCISSES
MISC.FOOD PREP.NES	U K	59	193	159	411	R U	DIV.PREP.ALIM.NDA
	GER	168		26	194	ALL	
	GREEK	126			126	GRECQ	
	NETH	4		87	91	P.BAS	
	NORW		607		607	NORV	
	SWEDN			294	294	SUEDE	
	OTHER	12	944		956	AUTRE	
COMMODITY TOTAL		369	1,744	566	2,679		TOTAL DE MARCHANDISE
GROUND CEREALS NES	OTHER		6		6	AUTRE	CEREALES MOULUES NDA
CONC.COMPLETE FEEDS	GER	71			71	ALL	CONC.,PRDV.COMPLETES
	NETH	18			18	P.BAS	
	OTHER	14			14	AUTRE	
COMMODITY TOTAL		103			103		TOTAL DE MARCHANDISE
NON-ALCOHOLIC BEVERAGE	U K			2	2	R U	BOISSONS NON-ALCOOLIQ.
	NETH	30			30	P.BAS	
	OTHER		8		8	AUTRE	
COMMODITY TOTAL		30	8	2	40		TOTAL DE MARCHANDISE
ALE,BEER,STOUT,PORTER	U K			25	25	R U	ALE,BIERE,STOUT,PORTER
	GER	55	147	213	415	ALL	

TABLE 2. CARGOES UNLOADED AT CANADIAN PORTS FROM FOREIGN COUNTRIES.

TABLEAU 2. MARCHANDISES DECHARGEES DANS LES PORTS CANADIENS EN PROVENANCE DE PAYS ETRANGERS.

COUNTRY OF ORIGIN AND KIND OF CARGO	REGISTRY OF VESSEL	ATLANTIC ATLANTIQUE	GREAT LAKES GRANDS LACS	PACIFIC PACIFIQUE	TOTAL TOTAL	IMMATIC. DU NAVIRE	PAYS D'ORIGINE ET MARCHANDISE
NETHERLANDS CONT.							PAYS-BAS SUITE
	NETH	17			17	P.BAS	
	NORW	42			42	NORV	
	OTHER	255			255	AUTRE	
COMMODITY TOTAL WINES		369	147	238	754		TOTAL DE MARCHANDISE VINS
	U K			10	10	R U	
	GER	440	459	113	1,012	ALL	
	NETH	664		21	685	P.BAS	
	NORW	45			45	NORV	
	LIBER	318			318	LIBER	
	OTHER	601		36	637	AUTRE	
COMMODITY TOTAL FERM.ALCOHOLIC REV. DIST.ALCOHOLIC REV.		2,068	459	180	2,707		TOTAL DE MARCHANDISE BOISS.ALCOOL.FERME. BOISS.ALCOOL.DIST.
	GER		16	251	267	ALL	
	U K	10	1	135	146	R U	
	DENMK			14	14	DANMK	
	GER	17	586	383	986	ALL	
	NETH	106		34	140	P.BAS	
	NORW	21	56		77	NORV	
	SWEDN			98	98	SUEDE	
	OTHER	28	21		49	AUTRE	
COMMODITY TOTAL TOBACCO NES		182	664	664	1,510		TOTAL DE MARCHANDISE TABACS NDA
	U K	28	75		105	R U	
	GER	118			122	ALL	
	GREEK	65			65	GREQ	
	NETH	89		1	90	P.BAS	
	NORW	15	17		32	NORV	
	OTHER	23	98		121	AUTRE	
COMMODITY TOTAL RAW HIDES AND SKINS CRUDE ANIMAL PROD.NES		338	190	7	535		TOTAL DE MARCHANDISE PEAUX ET CUIRS BRUT PR.BRUTS ORIG.ANIM.NDA
	OTHER	40			40	AUTRE	
	U K	66			66	R U	
	GER	30			30	ALL	
	GREEK	56			66	GREQ	
	NORW	1			1	NORV	
	OTHER	240			240	AUTRE	
COMMODITY TOTAL SEEDS FOR SOWING NES		403			403		TOTAL DE MARCHANDISE GRAINES DE SEMENCE NDA
	U K		6	12	18	R U	
	GER	4		1	5	ALL	
	SWEDN			10	10	SUEDE	
	OTHER	31	12		43	AUTRE	
COMMODITY TOTAL MUSTARD SEED OIL SEEDS,NUTS NES		35	18	23	76		TOTAL DE MARCHANDISE GRAINE DE MOUTARDE GRAINES,NOIX OLEAG.NDA
	U K	20			20	R U	
	U K	28		1	29	R U	
	GER			6	6	ALL	
	OTHER	22		3	25	AUTRE	
COMMODITY TOTAL NURSERY, GREENHSE STOCK		50		10	60		TOTAL DE MARCHANDISE PROD.PEPINIERE,SERRE
	U K	9		40	49	R U	
	GER	6		10	16	ALL	
	GREEK	20			20	GREQ	
	NETH			5	5	P.BAS	
	NORW	209	72		281	NORV	
	SWEDN			60	60	SUEDE	
	OTHER	190	232	60	519	AUTRE	
COMMODITY TOTAL CRUDE VEG.PROD.NES		434	304	212	950		TOTAL DE MARCHANDISE PR.BRUTS ORIG.VEG.NDA
	U K	27		2	29	R U	
	GER	18			18	ALL	
	NORW	22			22	NORV	
	OTHER	35			35	AUTRE	
COMMODITY TOTAL CRUDE WOOD MTL. NES TEXTILE FIBRES NES		102		2	104		TOTAL DE MARCHANDISE MATIERES ROIS BRUT NDA FIBRES TEXTILES NDA
	GER	24			24	ALL	
	GER	10			10	ALL	
	OTHER	350			350	AUTRE	
COMMODITY TOTAL IRON ORE AND CONC ORES AND CONC.NES NON-FERROUS MET.SCRAP ASPBESTOS SAND AND GRAVEL SALT CRUDE NON-MET.MIN.NES		360			360		TOTAL DE MARCHANDISE MINERAI, CONC.DE FER MINERAIS ET CONC.NDA DECHETS METAL.NON FER. AMIANTE SABLE ET GRAVIERS SEL MIN.NON-MET.BRUTS NDA
	LIBER		9,720		9,720	LIBER	
	U K			1	1	R U	
	OTHER	20			20	AUTRE	
	GER	11			11	ALL	
	NETH	314			314	P.BAS	
	GER	1			1	ALL	
	GER	49			49	ALL	
	NETH	18			18	P.BAS	
	LIBER	33			33	LIBER	
COMMODITY TOTAL COTTON,TEXTILE WASTE		100			100		TOTAL DE MARCHANDISE DECHETS DE COTON,TEXT.
	GER	7			7	ALL	
	OTHER	22			22	AUTRE	
COMMODITY TOTAL WASTE AND SCRAP NES		29			29		TOTAL DE MARCHANDISE DECHETS ET PEBUTS NDA
	SWEDN			8	8	SUEDE	
	OTHER	42			42	AUTRE	
COMMODITY TOTAL LEATHER		42		8	50		TOTAL DE MARCHANDISE CUIR
	GER	11			11	ALL	
	NORW		3		3	NORV	
	OTHER		8		8	AUTRE	
COMMODITY TOTAL RUBBER FAB.MATERIALS		11	11		22		TOTAL DE MARCHANDISE DEMI-PROD.CAOUTCHOUC
	GER	2			2	ALL	
	OTHER	25			25	AUTRE	
COMMODITY TOTAL WOODEN PLYWOOD		27			27		TOTAL DE MARCHANDISE PLACAGES,CONTRE-PLAO.
	U K	3			3	R U	
	GER	145			145	ALL	



TABLE 2. CARGOES UNLOADED AT CANADIAN PORTS FROM FOREIGN COUNTRIES.

TABLEAU 2. MARCHANDISES DECHARGEES DANS LES PORTS CANADIENS EN PROVENANCE DE PAYS ETRANGERS.

COUNTRY OF ORIGIN AND KIND OF CARGO	REGISTRY OF VESSEL	ATLANTIC ATLANTIQUE	GREAT LAKES GRANDS LACS	PACIFIC PACIFIQUE	TOTAL TOTAL	IMMATIC. DU NAVIRE	PAYS D'ORIGINE ET MARCHANDISE
NETHERLANDS CONT.							PAYS-BAS SUITE
COMMODITY TOTAL	OTHER	176			176	AUTRE	TOTAL DE MARCHANDISE
WOOD FAB. MATERIALS	GER	324			324	ALL	DEMI-PRODUITS EN BOIS
	SWEDN	4		18	22	SUEDE	
	OTHER			34	34	AUTRE	
COMMODITY TOTAL		4		2	58		TOTAL DE MARCHANDISE
PAPER NES	U K	2		54	2	R U	PAPIER NDA
	GER	42	4		46	ALL	
	NORW		8		8	NORV	
	SWEDN			99	99	SUEDE	
	OTHER	45			45	AUTRE	
COMMODITY TOTAL		89	12	99	200		TOTAL DE MARCHANDISE
PAPERBOARD	U K		7		7	R U	CARTON
	GER	18			18	ALL	
	NORW	696			696	NORV	
	SWEDN			9	9	SUEDE	
	OTHER		9		9	AUTRE	
COMMODITY TOTAL		714	16	9	739		TOTAL DE MARCHANDISE
BLOG. PAPER AND BOARD	GER		5	13	18	ALL	PLAQ. CONSTR., PAP/CART.
WET MACHINE BOARD	GER	19			19	ALL	CARTON EN PATE PRESSE
	SWEDN			6	6	SUEDE	
COMMODITY TOTAL		19		6	25		TOTAL DE MARCHANDISE
CORDAGE, TWINE, ROPE	U K			61	61	R U	CORDAGE, FICELLE, CORDE
	GER	14			14	ALL	
	OTHER	14			14	AUTRE	
COMMODITY TOTAL		28		61	89		TOTAL DE MARCHANDISE
TEXTILE FAB. MTL NES	U K	98			98	R U	OUVR. EN MAT. TEXT. NDA
	GER	586	25		611	ALL	
	GREEK	23			23	GRECQ	
	NETH	118		3	121	P. BAS	
	NORW		33		33	NORV	
	LIBER	65			65	LIBER	
	OTHER	39	9		48	AUTRE	
COMMODITY TOTAL		929	67	3	999		TOTAL DE MARCHANDISE
ANIMAL OILS, EXC. MARINE	OTHER	20			20	AUTRE	HUIL. ANIM. SAUF AN. MAR.
VEG. OILS, FATS NES	NORW		4,485		4,485	NORV	HUIL. MAT. GRAS. VEG. NDA
	LIBER		3,207		3,207	LIBER	
COMMODITY TOTAL			7,692		7,692		TOTAL DE MARCHANDISE
OILS, FATS, WAXES NES	OTHER	22	17		39	AUTRE	HUIL. MAT. GRAS. CIRE NDA
METALLIC SALTS	U K	20		100	120	R U	SELS METALLIQUES
	GER	855	2	28	885	ALL	
	GREEK	41			41	GRECQ	
	NORW	11,630			11,630	NORV	
	LIBER	178			178	LIBER	
	OTHER	240	32		272	AUTRE	
COMMODITY TOTAL		12,964	34	128	13,126		TOTAL DE MARCHANDISE
INORGANIC CHEMS. NES	U K	25			25	R U	PROD. CHIM. INORG. NDA
	GER	508	5	23	536	ALL	
	NETH	46			46	P. BAS	
	NORW	21,431	496		21,927	NORV	
	SWEDN			52	52	SUEDE	
	LIBER	160			160	LIBER	
	OTHER	58	54		112	AUTRE	
COMMODITY TOTAL		22,228	555	75	22,858		TOTAL DE MARCHANDISE
GLYCOL	LIBER	2,232			2,232	LIBER	GLYCOL
ORGANIC CHEMICALS NES	U K	334	60	40	434	R U	PROD. CHIM. ORGAN. NDA
	GER	642	4	323	969	ALL	
	NETH	23		22	45	P. BAS	
	NORW	31,751	6,312		38,063	NORV	
	SWEDN			22	22	SUEDE	
	LIBER	2,666			2,666	LIBER	
	OTHER	699	491	5	1,195	AUTRE	
COMMODITY TOTAL		36,115	6,867	412	43,394		TOTAL DE MARCHANDISE
FERTILIZERS NES	U K	88			88	R U	ENGRAIS CHIMIQUE NDA
	OTHER				1	AUTRE	
COMMODITY TOTAL		88			89		TOTAL DE MARCHANDISE
AGRICULTURAL CHEMICALS	U K	44			44	R U	PROD. CHIM. AGRICOLES
	GER	74			74	ALL	
	SWEDN			20	20	SUEDE	
	LIBER	38			38	LIBER	
COMMODITY TOTAL		156		20	176		TOTAL DE MARCHANDISE
SYNTHETIC RUBBER	GER	22			22	ALL	CAOUTCHOUC SYNTHETIQUE
	NETH	39			39	P. BAS	
	LIBER	14			14	LIBER	
COMMODITY TOTAL		75			75		TOTAL DE MARCHANDISE
PLASTIC MATERIALS	U K	145			145	R U	MATIERES PLASTIQUES
	GER	248			248	ALL	
	GREEK	394			394	GRECQ	
	NETH	35			35	P. BAS	
	NORW	8			8	NORV	
	LIBER	16			16	LIBER	
	OTHER	42	6		48	AUTRE	
COMMODITY TOTAL		888	6		894		TOTAL DE MARCHANDISE
DYESTUFF, PIGMENT, PAINT	U K	51			51	R U	MAT. COLOR. PIG. PEINTURE
	GER	40	15		55	ALL	
	GREEK	23			23	GRECQ	

TABLE 2. CARGOES UNLOADED AT CANADIAN PORTS FROM FOREIGN COUNTRIES.

TABLEAU 2. MARCHANDISES DECHARGEES DANS LES PORTS CANADIENS EN PROVENANCE DE PAYS ETRANGERS.

COUNTRY OF ORIGIN AND KIND OF CARGO	REGISTRY OF VESSEL	ATLANTIC ATLANTIQUE	GREAT LAKES GRANDS LACS	PACIFIC PACIFIQUE	TOTAL TOTAL	IMMATIC. OU NAVIRE	PAYS D'ORIGINE ET MARCHANDISE
NETHERLANDS CONT.							PAYS-BAS SUITE
	NETH	25			25	P.BAS	
	NORW	16	8		24	NORV	
	LIBER	51			51	LIBER	
	OTHER	42	14		56	AUTRE	
COMMODITY TOTAL		248	37		285		TOTAL DE MARCHANDISE
CHEM.SPECIALTIES NES	U K	150		4	154	R U	PROD.CHIM.SPECIAUX NDA
	GER	1,395	57	35	1,487	ALL	
	GREEK	1,035			1,035	GRECQ	
	NETH	201			201	P.BAS	
	NORW	96			96	NORV	
	SWEDN			40	40	SUEDE	
	LIBER	263			263	LIBER	
	OTHER	20			20	AUTRE	
COMMODITY TOTAL		3,160	57	79	3,296		TOTAL DE MARCHANDISE
LUBRICATING OIL, GREASE	U K	25			25	R U	HUILE, GRAISSE LUBRIF.
	GER			29	29	ALL	
	OTHER	24			24	AUTRE	
COMMODITY TOTAL		49		29	78		TOTAL DE MARCHANDISE
PETROL, COAL PROD. NES	LIBER			3,639	3,639	LIBER	DERIVE PETR. CHAPB. NDA
PRIMARY IRON, STEEL NES	U K		15		15	R U	FER, ACIER PRIMAIR. NDA
CASTINGS, FORGINGS	LIBER	82			82	LIBER	MOUL. PIECES FORGEES
BARNS AND RODS, STEEL	NETH			13	13	P.BAS	BARRES ET TIGES ACIER
PLATE & SHEET STEEL	GER	107			107	ALL	TOLES, FEUILLES D'ACIER
STRUCTURAL SHAPES	U K			200	200	R U	PROFILES DE CONSTRUCT.
	GER	124	3	10	137	ALL	
	NETH			730	730	P.BAS	
	NORW	20			20	NORV	
	OTHER	59	6		65	AUTRE	
COMMODITY TOTAL		203	9	940	1,152		TOTAL DE MARCHANDISE
PIPES, TUBES: IRON, STEEL	GER	11	60		71	ALL	TUYAUX, TUBES: FER, ACIER
	OTHER	39			39	AUTRE	
COMMODITY TOTAL		50	60		110		TOTAL DE MARCHANDISE
WIRE	U K	93	15	183	291	R U	FIL METALLIQUE
	GER	354	1	7	362	ALL	
	NETH	390		52	442	P.BAS	
	NORW	15	67		82	NORV	
	SWEDN			34	34	SUEDE	
	LIBER	53			53	LIBER	
	OTHER	460	196		656	AUTRE	
COMMODITY TOTAL		1,365	279	276	1,920		TOTAL DE MARCHANDISE
ALUMINIUM	U K	5			5	R U	ALUMINIUM
	GER	74	8		82	ALL	
	NETH	28			28	P.BAS	
	LIBER	135			135	LIBER	
COMMODITY TOTAL		242	8		250		TOTAL DE MARCHANDISE
COPPER AND ALLOYS	U K	123			123	R U	CUIVRE ET ALLIAGES
ZINC AND ALLOYS	OTHER	58	33		91	AUTRE	ZINC ET ALLIAGES
METAL FAB. BASIC PROD.	U K	202	15	74	291	R U	OUVR. DE BASE EN METAL
	GER	203	78	5	286	ALL	
	GREEK	167			167	GRECQ	
	NETH	48		21	69	P.BAS	
	NORW	16	8		24	NORV	
	SWEDN			2	2	SUEDE	
	LIBER	42			42	LIBER	
	OTHER	776	31	1	808	AUTRE	
COMMODITY TOTAL		1,454	132	103	1,689		TOTAL DE MARCHANDISE
BUILDING BRICK, CLAY	GER	19			19	ALL	BRIQ. A BATIR ARGILE
BRICKS, TILES NES	GER		39		39	ALL	BRIQUES, TUILES NDA
	NETH	6			6	P.BAS	
	OTHER	250			250	AUTRE	
COMMODITY TOTAL		256	39		295		TOTAL DE MARCHANDISE
GLASS BASIC PRODUCTS	GER	526	71	306	903	ALL	OUVR. DE BASE EN VERRE
	GREEK	22			22	GRECQ	
	NETH	3			3	P.BAS	
	NORW	82	16		98	NORV	
	SWEDN			60	60	SUEDE	
	LIBER	11	126		137	AUTRE	
	OTHER	644	213	366	1,223		TOTAL DE MARCHANDISE
ASBESTOS BASIC PROD.	GER	19			19	ALL	OUVR. DE BASE AMIANTE
CEMENT	GER	18		26	44	ALL	CIMENT
	NETH	17			17	P.BAS	
	OTHER	10			10	AUTRE	
COMMODITY TOTAL		45		26	71		TOTAL DE MARCHANDISE
NON-MET. MIN. BASIC PROD	GER	49	42		91	ALL	PRDD. MIN. NON-MET. BASE
	NETH	14			14	P.BAS	
	LIBER	24			24	LIBER	
	OTHER	17			17	AUTRE	
COMMODITY TOTAL		104	42		146		TOTAL DE MARCHANDISE
MISC. FABRICATED PROD.	U K			4	4	R U	OUVRAGES DIVERS
	GER	116	45		161	ALL	
	NETH	9			9	P.BAS	
	NORW		3		3	NORV	
	SWEDN			34	34	SUEDE	
	LIBER	16			16	LIBER	
	OTHER	92	12		104	AUTRE	
COMMODITY TOTAL		233	60	38	331		TOTAL DE MARCHANDISE

TABLE 2. CARGOES UNLOADED AT CANADIAN PORTS FROM FOREIGN COUNTRIES.

TABLÉAU 2. MARCHANDISES DECHARGÉES DANS LES PORTS CANADIENS EN PROVENANCE DE PAYS ÉTRANGERS.

COUNTRY OF ORIGIN AND KIND OF CARGO	REGISTRY OF VESSEL	ATLANTIC ATLANTIQUE	GREAT LAKES GRANDS LACS	PACIFIC PACIFIQUE	TOTAL TOTAL	IMMATIC. DU NAVIRE	PAYS D'ORIGINE ET MARCHANDISE
NETHERLANDS TRACTORS	CDNT. GER LIBER OTHER	71 25 14			71 25 14	ALL LIBER AUTRE	PAYS-BAS TRACTEURS
COMMODITY TOTAL		110			110		TOTAL DE MARCHANDISE
MACHINERY NES	U K GER GREEK NETH NORW SWEDN LIBER OTHER	67 1,088 356 284 168	110 96		183 1,218 356 302 426 68 90 963	R U ALL GRECQ P.BAS NORV SUEDE LIBER AUTRE	MACHINES NDA
COMMODITY TOTAL		2,517	959	130	3,606		TOTAL DE MARCHANDISE
RAILWAY ROLLING STOCK PASS.AUTOS AND CHASSIS	SWEDN GER NETH OTHER				4 80 2 63	SUEDE ALL P.BAS AUTRE	MAT.ROUL.DE CH.DE FER VOITURES PART.,CHASSIS
COMMODITY TOTAL				113	145		TOTAL DE MARCHANDISE
MOTOR VEHICLE ENGINES	U K GER NETH SWEDN LIBER	6 248 15	46		6 294 16 21 27	R U ALL P.BAS SUEDE LIBER	MOTEURS DE VEH.AUTOM.
COMMODITY TOTAL		296	46	22	364		TOTAL DE MARCHANDISE
SHIPS, AIRCRAFT, MIS. VEH	U K GER GREEK LIBER OTHER	65 2,680 28 2 15	2	18	85 2,680 28 2 22	R U ALL GRECQ LIBER AUTRE	NAVIRES, AVIONS, VEH. DIV
COMMODITY TOTAL		2,790	9	18	2,817		TOTAL DE MARCHANDISE
RUBBER TIRES AND TUBES	U K GER GREEK NETH LIBER OTHER	21 124 108 23 41 15		1	22 124 108 25 41 20	R U ALL GRECQ P.BAS LIBER AUTRE	PNEUS, CHAMBRES A AIR
COMMODITY TOTAL		332	5	3	340		TOTAL DE MARCHANDISE
EQUIPMENT MISC.	U K GER GREEK NETH NORW SWEDN LIBER OTHER	42 682 39 148 40	15		85 713 39 161 45 46 254 67	R U ALL GRECQ P.BAS NORV SUEDE LIBER AUTRE	MATERIEL DIVERG
COMMODITY TOTAL		1,243	49	118	1,410		TOTAL DE MARCHANDISE
PERSONAL, HSEHOLD GOODS	U K GER GREEK NETH NORW SWEDN LIBER OTHER	186 2,225 64 322 82	71 70		355 2,317 64 353 181 4 137 360	R U ALL GRECQ P.BAS NORV SUEDE LIBER AUTRE	ART.PERS.ET MENAGERS
COMMODITY TOTAL		3,104	505	162	3,771		TOTAL DE MARCHANDISE
FIREARMS, AMMUNITION	U K NETH CAN	384 6 233			384 6 233	R U P.BAS CAN	ARMES A FEU, MUNITIONS
COMMODITY TOTAL		623			623		TOTAL DE MARCHANDISE
CONTAINERS, CLOSURES	U K GER NETH SWEDN LIBER OTHER	284 663 64	10		287 673 64 67 40 723	R U ALL P.BAS SUEDE LIBER AUTRE	CONTENEURS, FERMETURES
COMMODITY TOTAL		1,774	10	70	1,854		TOTAL DE MARCHANDISE
MISC. END PRODUCTS NES	U K GER NETH NORW SWEDN LIBER OTHER	311 488 333 1	30 61		362 554 342 10 20 101 34	R U ALL P.BAS NORV SUEDE LIBER AUTRE	PRODUITS FINIS DIV.NDA
COMMODITY TOTAL		1,235	133	55	1,423		TOTAL DE MARCHANDISE
GENERAL CARGO	U K DENMK GER GREEK NETH NORW SWEDN LIBER OTHER	2,524 3,408 1,176 321 1,043			2,526 7 5,209 1,176 322 1,043 117 66 2,369	R U DANMK ALL GRECQ P.BAS NORV SUEDE LIBER AUTRE	MARCHANDISES DIVERSES
COMMODITY TOTAL		10,859	1,819	157	12,835		TOTAL DE MARCHANDISE
COUNTRY/REGION TOTAL		123,987*	33,958*	9,911*	167,856*		TOTAL DE PAYS/REGION



TABLE 2. CARGOES UNLOADED AT CANADIAN PORTS FROM FOREIGN COUNTRIES.

TABLÉAU 2. MARCHANDISES DÉCHARGÉES DANS LES PORTS CANADIENS EN PROVENANCE DE PAYS ÉTRANGERS.

COUNTRY OF ORIGIN AND KIND OF CARGO	REGISTRY OF VESSEL	ATLANTIC ATLANTIQUE	GREAT LAKES GRANDS LACS	PACIFIC PACIFIQUE	TOTAL TOTAL	IMMATIC. DU NAVIRE	PAYS D'ORIGINE ET MARCHANDISE
<b>NORWAY</b>							
MEAT AND MEAT PREP. NES	GER	1			1	ALL	NORVEGE
FISH, FRESH OR FROZEN	GER	9		9	18	ALL	VIANDES ET PREP. NDA
	NORW	74		57	131	NORV	POISSON, FRAIS OU CONG.
	SWEDN	192			192	SUEDE	
COMMODITY TOTAL		275		66	341		TOTAL DE MARCHANDISE
FISH, SALTED OR CURED	NORW	10		60	70	NORV	POISSON, SALE OU FUME
FISH, CANNED	GER		3		3	ALL	POISSON EN BOITES
	NORW	10		94	104	NORV	
	SWEDN			14	14	SUEDE	
COMMODITY TOTAL		10	3	108	121		TOTAL DE MARCHANDISE
SHELL FISH, NES	NORW			9	9	NORV	MOLLUSQUES CRUST. NDA
CHEESE	GER	5		7	12	ALL	FROMAGE
	NORW	58		20	78	NORV	
	SWEDN	9			9	SUEDE	
COMMODITY TOTAL		72		27	99		TOTAL DE MARCHANDISE
BAKERY PROD. INC. FROZEN	GER	19			19	ALL	PROD. BOUL. , PROD. CONG.
	NORW	2		10	12	NORV	
COMMODITY TOTAL		21		10	31		TOTAL DE MARCHANDISE
MACARONI, CEREAL PROD.	NORW			3	3	NORV	PATES ALIM. PROD. CEREAL
FRUITS, PREP. CANNED	SWEDN		37		37	SUEDE	FRUITS PREP. EN BOITE
VEGETABLES, DRIED	SWEDN				110	SUEDE	LEGUMES, SECS
VEGETABLE PREP. NES	NORW			3	3	NORV	PREP. DE LEGUMES NDA
SUGAR, NES	NORW	150			150	NORV	SUCRE, NDA
SUGAR PREPARATIONS	NORW			4	4	NORV	PREP. A BASE DE SUCRE
	SWEDN	2			2	SUEDE	
COMMODITY TOTAL		2		4	6		TOTAL DE MARCHANDISE
COCOA AND CHOCOLATE	NORW	1		3	4	NORV	CACAO ET CHOCOLAT
SPICES	NORW	7		1	8	NORV	EPICES
	SWEDN	2			2	SUEDE	
COMMODITY TOTAL		9		1	10		TOTAL DE MARCHANDISE
MARGARINE	GER	1			1	ALL	MARGARINE
	SWEDN	2			2	SUEDE	
COMMODITY TOTAL		3			3		TOTAL DE MARCHANDISE
MILK, FOOD PREP. NES	GER		81		81	ALL	DIV. PREP. ALIM. NDA
	NORW	104	200	117	421	NORV	
	SWEDN	187	302	82	571	SUEDE	
COMMODITY TOTAL		291	583	199	1,073		TOTAL DE MARCHANDISE
BEER, VEGETABLE ORIGIN	NORW			45	45	NORV	PROD. D'ORIGINE VEGETALE
ALE, BEER, STOUT, PORTER	GER	10			10	ALL	ALE, BIÈRE, STOUT, PORTER
	NORW			67	67	NORV	
COMMODITY TOTAL		10		67	77		TOTAL DE MARCHANDISE
DIST. ALCOHOLIC BEV.	NORW			1	1	NORV	BOISS. ALCOOL. DIST.
	SWEDN	17			17	SUEDE	
COMMODITY TOTAL		17		1	18		TOTAL DE MARCHANDISE
RAW HIDES AND SKINS	GER	3			3	ALL	PEAUX ET CUIRS BRUT
	NORW	2			2	NORV	
	SWEDN	1			1	SUEDE	
COMMODITY TOTAL		6			6		TOTAL DE MARCHANDISE
CRUDE VEG. PROD. NES	NORW		1		1	NORV	PP. BRUTS ORIG. VEG. NDA
NON-FERROUS MET. SCRAP	NORW	786			786	NORV	DECHETS METAL. NON FER.
ASBESTOS	SWEDN	711			711	SUEDE	AMIANTE
SAND AND GRAVEL	NORW	2,750			2,750	NORV	SABLE ET GRAVIERS
STONE, CRUDE NES	SWEDN	56			56	SUEDE	PIÈTRE BRUTE NDA
SALT	NORW	471			471	NORV	SÈL
CRUDE NON-MET. MIN. NES	NORW	2,520			2,520	NORV	MIN. NON-MET. BRUTS NDA
WASTE AND SCRAP NES	NORW	30			30	NORV	DECHETS ET REBUTS NDA
LUMBER AND TIMBER	NORW	3			3	NORV	BOIS D'OEUVRE ET CHARP.
	SWEDN	52	32		84	SUEDE	
COMMODITY TOTAL		55	32		87		TOTAL DE MARCHANDISE
VENEER, PLYWOOD	SWEDN	11			11	SUEDE	PLACAGES, CONTRE-PLAQ.
PAPER NES	GER	18			18	ALL	PAPIER NDA
	NORW	37			37	NORV	
	SWEDN	20			20	SUEDE	
COMMODITY TOTAL		75			75		TOTAL DE MARCHANDISE
BLDG. PAPER AND BOARD	NORW		51		51	NORV	PLAQ. CONSTR. , PAP/CART.
	SWEDN	66	13		79	SUEDE	
COMMODITY TOTAL		66	64		130		TOTAL DE MARCHANDISE
CORDAGE, TWINE, ROPE	NORW			3	3	NORV	CORDAGE, FICELLE, CORDE
	SWEDN	5			5	SUEDE	
COMMODITY TOTAL		5		3	8		TOTAL DE MARCHANDISE
TEXTILE FAB. MTL NES	ITALY	1			1	ITAL	OUVR. EN MAT. TEXT. NDA
	NORW	2		1	3	NORV	
	SWEDN	10			10	SUEDE	
COMMODITY TOTAL		13		1	14		TOTAL DE MARCHANDISE
INORGANIC CHEMS. NES	GER		34		34	ALL	PROD. CHIM. INORG. NDA
	NORW			6	6	NORV	
	SWEDN		169		169	SUEDE	
COMMODITY TOTAL			203	6	209		TOTAL DE MARCHANDISE
ORGANIC CHEMICALS NES	NORW		10	18	28	NORV	PROD. CHIM. ORGAN. NDA
	SWEDN	74	739		813	SUEDE	
COMMODITY TOTAL		74	749	18	841		TOTAL DE MARCHANDISE
EXPLOS., FUSES, CAPS	SWEDN	27			27	SUEDE	EXPLOS., AMORCES, DET.
FERTILIZERS NES	NORW			101	101	NORV	ENGRAIS CHIMIQUE NDA
PLASTIC MATERIALS	GER	53			53	ALL	MATIERES PLASTIQUES
	SWEDN	77			77	SUEDE	
COMMODITY TOTAL		130			130		TOTAL DE MARCHANDISE

TABLE 2. CARGOES UNLOADED AT CANADIAN PORTS FROM FOREIGN COUNTRIES.

TABLEAU 2. MARCHANDISES DECHARGEES DANS LES PORTS CANADIENS EN PROVENANCE DE PAYS ETRANGERS.

COUNTRY OF ORIGIN AND KIND OF CARGO	REGISTRY OF VESSEL	ATLANTIC ATLANTIQUE	GREAT LAKES GRANDS LACS	PACIFIC PACIFIQUE	TOTAL TOTAL	IMMATIC. DU NAVIRE	PAYS D'ORIGINE ET MARCHANDISE
NORWAY							NORVEGE
CONT. DYESTUFF, PIGMENT, PAINT	NORW SWEDN			17	17	NORV SUEDE	SUITE MAT. COLOR. PIG. PEINTURE
COMMODITY TOTAL		188			188		
CHEM. SPECIALTIES NES	NORW	159	114	1	274	NORV	TOTAL DE MARCHANDISE PROD. CHIM. SPECIAUX NDA
ASPHALTS, ROAD OILS	NORW			2	2	NORV	ASPHALTE, BITUME LIQD.
FERRO-ALLOYS	NORW		72		72	NORV	FERRO-ALLIAGES
BARNS AND RODS, STEEL	NORW			830	830	NORV	BARRES ET TIGES ACIER
STRUCTURAL SHAPES	SWEDN	146			146	SUEDE	PROFILES DE CONSTRUCT.
PIPES, TUBES: IRON, STEEL	NORW			20	20	NORV	TUYAUX, TUBES: FER, ACIER
WIRE	GER SWEDN	5			5	ALL SUEDE	FIL METALLIQUE
COMMODITY TOTAL		5		3	8		TOTAL DE MARCHANDISE ALUMINIUM
ALUMINUM	GER NORW SWEDN		154 101 83		154 147 130	ALL NORV SUEDE	
COMMODITY TOTAL		87	338	6	431		TOTAL DE MARCHANDISE CUIVRE ET ALLIAGES
COPPER AND ALLOYS	NORW SWEDN		443		443	NORV SUEDE	
COMMODITY TOTAL		330			330		TOTAL DE MARCHANDISE NICKEL ET ALLIAGES
NICKEL AND ALLOYS	NORW	330	443		773	NORV	
NON-FERROUS METALS NES	NORW SWEDN	7,387	3,579		10,966	NORV SUEDE	METAUX NON-FERREUX NDA
COMMODITY TOTAL		18	133		151		TOTAL DE MARCHANDISE OUVR. DE BASE EN METAL
METAL FAB. BASIC PROD.	GER NORW SWEDN	9 11 7		2 31	11 42 46	ALL NORV SUEDE	
COMMODITY TOTAL		27	39	33	99		TOTAL DE MARCHANDISE BRIQUES, TUILLES NDA
BRICKS, TILES NES	NORW		1		1	NORV	PROD. MIN. NON-MET. BASE
NON-MET. MIN. BASIC PROD	NORW SWEDN	1 26	1		2 26	NORV SUEDE	
COMMODITY TOTAL		27	1		28		TOTAL DE MARCHANDISE OUVRAGES DIVERS
MISC. FABRICATED PROD.	NORW SWEDN	1 1		4	4 1	NORV SUEDE	
COMMODITY TOTAL		1		4	5		TOTAL DE MARCHANDISE MACHINES NDA
MACHINERY NES	GER NORW SWEDN	292 426 259		28 19	292 500 492	ALL NORV SUEDE	
COMMODITY TOTAL		977	260	47	1,284		TOTAL DE MARCHANDISE VOITURES PART., CHASSIS
PASS. AUTOS AND CHASSIS	NORW SWEDN	1 6			1 6	NORV SUEDE	
COMMODITY TOTAL		7			7		TOTAL DE MARCHANDISE MOTEURS DE VEH. AUTOM.
MOTOR VEHICLE ENGINES	NORW	2		2	4	NORV	NAVIRES, AVIONS, VEH. DIV
SHIPS, AIRCRAFT, MIS. VEH	NORW			3	3	NORV	MATERIEL DIVERS
EQUIPMENT MISC.	GER NORW SWEDN	23 10 64	2 5		25 67 110	ALL NORV SUEDE	
COMMODITY TOTAL		97	38	67	202		TOTAL DE MARCHANDISE ART. PERS. ET MENAGERS
PERSONAL, HOUSEHOLD GOODS	GER NORW SWEDN	78 41	6 28 10	34 3	6 140 54	ALL NORV SUEDE	
COMMODITY TOTAL		119	44	37	200		TOTAL DE MARCHANDISE CONTENEURS, FERMETURES
CONTAINERS, CLOSURES	DENMK NORW SWEDN	70 765		2	70 767	DANMK NORV SUEDE	
COMMODITY TOTAL		1,550	2		1,550		TOTAL DE MARCHANDISE PRODUITS FINIS DIV. NDA
MISC. END PRODUCTS NES	GER NORW SWEDN	1 46 27		14	1 62 27	ALL NORV SUEDE	
COMMODITY TOTAL		74	2	14	90		TOTAL DE MARCHANDISE MARCHANDISES DIVERSES
GENERAL CARGO	GER NORW SWEDN	48 31 55		21 55	48 52 110	ALL NORV SUEDE	
COMMODITY TOTAL		134		76	210		TOTAL DE MARCHANDISE
COUNTRY/REGION TOTAL		20,938*	6,738*	1,897*	29,573*		TOTAL DE PAYS/REGION
PORTUGAL							PORTUGAL
FISH, FRESH OR FROZEN	GER GREEK ITALY NORW LIBER OTHER	31 71			31	ALL GRECQ ITAL	POISSON, FRAIS OU CONG.
COMMODITY TOTAL		87		6	87	NORV	
FISH, SALTED OR CURED	NORW LIBER OTHER	285 9 6	222	43	550	LIBER AUTRE	TOTAL DE MARCHANDISE POISSON, SALE OU FUME
COMMODITY TOTAL		474	222	60	756		TOTAL DE MARCHANDISE POISSON EN BOITES
FISH, CANNED	GER GREEK ITALY NORW LIBER OTHER	47			47	ALL GRECQ ITAL	
COMMODITY TOTAL		16		1	17	NORV LIBER	
FISH, CANNED	NORW LIBER OTHER	123 186	18	10	141	NORV LIBER AUTRE	
COMMODITY TOTAL		186	18	10	214		TOTAL DE MARCHANDISE

TABLE 2. CARGOES UNLOADED AT CANADIAN PORTS FROM FOREIGN COUNTRIES.

TABLEAU 2. MARCHANDISES DECHARGEES DANS LES PORTS CANADIENS EN PROVENANCE DE PAYS ETRANGERS.

COUNTRY OF ORIGIN AND KIND OF CARGO	REGISTRY OF VESSEL	ATLANTIC ATLANTIQUE	GREAT LAKES GRANDS LACS	PACIFIC PACIFIQUE	TOTAL TOTAL	IMMATIC. DU NAVIRE	PAYS D'ORIGINE ET MARCHANDISE
PORTUGAL CONT. SHELL FISH, NES	GREEK LIBER OTHER			1 4	1 4	GRECQ LIBER AUTRE	PORTUGAL MOLLUSQUES CRUST., NDA
COMMODITY TOTAL		1		5	6		TOTAL DE MARCHANDISE
CHEESE	OTHER	4		6	10	AUTRE	FROMAGE
DRIED FRUITS	ITALY LIBER OTHER	65		4	65	ITAL LIBER AUTRE	FRUITS SECS
COMMODITY TOTAL		56		4	56		TOTAL DE MARCHANDISE
FRUIT, PRES. NOT CANNED	GREEK ITALY NORW LIBER OTHER	13 8 7 9 111			13 8 14 29 112	GRECQ ITAL NORV LIBER AUTRE	CONS. FRUITS NON BOITE
COMMODITY TOTAL		148		28	176		TOTAL DE MARCHANDISE
FRUITS, PREP. CANNED	GREEK LIBER OTHER		66		66	GRECQ LIBER AUTRE	FRUITS PREP. EN BOITE
COMMODITY TOTAL		50	66	3	119		TOTAL DE MARCHANDISE
NUTS, EXC. OIL NUTS NES	ITALY OTHER	2	45		47	ITAL AUTRE	NOIX, SAUF OLEAG. NDA
COMMODITY TOTAL		2	45		47		TOTAL DE MARCHANDISE
VEGETABLES, FRESH	OTHER	2			2	AUTRE	LEGUMES, FRAIS
VEGETABLES, FROZEN	OTHER		28	7	35	AUTRE	LEGUMES, CONGELES
VEGETABLES, DRIED	ITALY NORW OTHER			7 8 7	7 8 9	ITAL NORV AUTRE	LEGUMES, SECS
COMMODITY TOTAL		2		22	24		TOTAL DE MARCHANDISE
VEGETABLE PREP. NES	GER GREEK ITALY NORW LIBER PANAM OTHER	310 57 35 773 471	247 268	108 166 73 267	310 165 448 1,114 738 110 7,687	ALL GRECQ ITAL NORV LIBER PANAM AUTRE	PREP. DE LEGUMES NDA
COMMODITY TOTAL		3,831	3,661	195	7,687		TOTAL DE MARCHANDISE
COFFEE	LIBER	5,477	4,286	809	10,572	LIBER	CAFF
SPICES	ITALY		1	17	17	ITAL	EPICES
VINEGAR	OTHER	9			9	AUTRE	VINAIGRE
MISC. FOOD PREP. NES	GER GREEK ITALY NORW LIBER OTHER	24 46	87 87	8	119 133 284 175 379 633	ALL GRECQ ITAL NORV LIBER AUTRE	DIV. PREP. ALIM. NDA
COMMODITY TOTAL		70	1,589	64	1,723		TOTAL DE MARCHANDISE
NON-ALCOHOLIC BEVERAGE	GREEK	5			5	GRECQ	BOISSONS NON-ALCOOLIQ.
WINES	GER GREEK ITALY NORW LIBER OTHER	2,393 612 199 720 2 105		4 39 115 160 4,791 81	2,397 651 314 880 4,793 226	ALL GRECQ ITAL NORV LIBER AUTRE	VINS
COMMODITY TOTAL		4,031	40	5,190	9,261		TOTAL DE MARCHANDISE
DIST. ALCOHOLIC BEV.	GER GREEK ITALY NORW LIBER OTHER	45	198 32 20 103		243 32 67 103 6 110	ALL GRECQ ITAL NORV LIBER AUTRE	BOISS. ALCOOL. DIST.
COMMODITY TOTAL		51	384	79	561		TOTAL DE MARCHANDISE
CRUDE WOOD MTL. NES	GER GREEK LIBER OTHER	16 35 1		126	16 35 1 161	ALL GRECQ LIBER AUTRE	MATIERES BDIS BRUT NDA
COMMODITY TOTAL		213			213		TOTAL DE MARCHANDISE
TEXTILE FIBRES NES	GREEK ITALY	30			30	GRECQ ITAL	FIBRES TEXTILES NDA
COMMODITY TOTAL		30		2	32		TOTAL DE MARCHANDISE
STONE, CRUDE NES	GER GREEK ITALY NORW OTHER	34 6	12 49		46 49 6 19 58	ALL GRECQ ITAL NORV AUTRE	PIERRE BRUTE NOA
COMMODITY TOTAL		58	19		77		TOTAL DE MARCHANDISE
SALT	ITALY	98	80		178	ITAL	SEL
WOOD FAB. MATERIALS	GER GREEK ITALY NORW OTHER		6 2		6 2 51 9 62 285	ALL GRECQ ITAL NORV AUTRE	DEMI-PRODUITS EN BDIS
COMMODITY TOTAL		393	16		409		TOTAL DE MARCHANDISE
BLDG. PAPER AND BOARD	GER GREEK ITALY NORW	74 66 43	10		10 74 66 43	ALL GRECQ ITAL NORV	PLAQ. CONSTR., PAP. CART.



TABLE 2. CARGOES UNLOADED AT CANADIAN PORTS FROM FOREIGN COUNTRIES.

TABLEAU 2. MARCHANDISES DECHARGEES DANS LES PORTS CANADIENS EN PROVENANCE DE PAYS ETRANGERS.

COUNTRY OF ORIGIN AND KIND OF CARGO	REGISTRY OF VESSEL	ATLANTIC ATLANTIQUE	GREAT LAKES GRANDS LACS	PACIFIC PACIFIQUE	TOTAL TOTAL	IMMATIC. DU NAVIRE	PAYS D'ORIGINE ET MARCHANDISE
PORTUGAL	CONT.						PORTUGAL
	OTHER	113	13	2	128	AUTRE	SUITE
COMMODITY TOTAL		296	23	2	321		TOTAL DE MARCHANDISE
CORDAGE, TWINE, ROPE	U K	2,000	1,975		3,975	R U	CORDAGE, FICELLE, CORDE
	GER	56	8	1,564	1,628	ALL	
	GREEK	60		15	75	GPECQ	
	ITALY	85	275	25	385	ITAL	
	NORW	110		1	111	NORV	
	LIBER	13		259	272	LIBER	
	OTHER	173	639	6	818	AUTRE	
COMMODITY TOTAL		2,497	2,897	1,870	7,264		TOTAL DE MARCHANDISE
TEXTILE FAB. MTL NES	GER	22			22	ALL	OUVR. EN MAT. TEXT. NDA
	GREEK	102			102	GPECQ	
	ITALY	19			19	ITAL	
	NORW	45	7		52	NORV	
	LIBER	7		2	9	LIBER	
	OTHER	40	1		41	AUTRE	
COMMODITY TOTAL		235	8	2	245		TOTAL DE MARCHANDISE
VEG. OILS, FATS NES	GREEK	14		7	21	GPECQ	HUIL. MAT. GRAS. VEG. NDA
	NORW	26		6	32	NORV	
	LIBER			19	19	LIBER	
	OTHER	23	129	3	155	AUTRE	
COMMODITY TOTAL		63	129	35	227		TOTAL DE MARCHANDISE
OILS, FATS, WAXES NES	OTHER		2		2	AUTRE	HUIL. MAT. GRAS. CIPE NDA
FERTILIZERS NES	ITALY			12	12	ITAL	ENGRAIS CHIMIQUE NDA
STRUCTURAL SHAPES	NORW	26			26	NORV	PROFILES DE CONSTRUCT.
	OTHER	2			2	AUTRE	
COMMODITY TOTAL		28			28		TOTAL DE MARCHANDISE
WIRE	GER	8			8	ALL	FIL METALLIQUE
METAL FAB. BASIC PROD.	GER	10			10	ALL	OUVR. DE BASE EN METAL
	NORW	22			22	NORV	
	OTHER		3		3	AUTRE	
COMMODITY TOTAL		32	3		35		TOTAL DE MARCHANDISE
GLASS BASIC PRODUCTS	ITALY	7			7	ITAL	OUVR. DE BASE EN VERRE
NON-MET. MIN. BASIC PROD	GER	15	13		28	ALL	PROD. MET. NON-MET. BASE
	GREEK		1		1	GPECQ	
	ITALY	24	21		45	ITAL	
	NORW	10	37		47	NORV	
	LIBER			5	5	LIBER	
	OTHER	40	124	6	170	AUTRE	
COMMODITY TOTAL		89	196	11	296		TOTAL DE MARCHANDISE
MISC. FABRICATED PROD.	GER	7			7	ALL	OUVRAGES DIVERS
	GREEK	33			33	GPECQ	
	ITALY			24	24	ITAL	
	NORW			29	29	NORV	
	LIBER			3	3	LIBER	
	OTHER	18			18	AUTRE	
COMMODITY TOTAL		58		56	114		TOTAL DE MARCHANDISE
MACHINERY NES	GER	150	1		151	ALL	MACHINES NDA
	ITALY		6		6	ITAL	
	NORW	7	11		18	NORV	
	OTHER	7			7	AUTRE	
COMMODITY TOTAL		164	18		182		TOTAL DE MARCHANDISE
PASS. AUTOS AND CHASSIS	GER	1			1	ALL	VOITURES PART., CHASSIS
	GREEK	2			2	GPECQ	
	OTHER	3			3	AUTRE	
COMMODITY TOTAL		6			6		TOTAL DE MARCHANDISE
MOTOR VEHICLE ENGINES	NORW	2			2	NORV	MOTEURS DE VEH. AUTOM.
EQUIPMENT MISC.	GREEK	14			14	GPECQ	MATERIEL DIVERS
	ITALY		1		1	ITAL	
	OTHER		10		10	AUTRE	
COMMODITY TOTAL		14	11		25		TOTAL DE MARCHANDISE
PERSONAL, HSEHOLD GOODS	GER		27		27	ALL	ART. PERS. ET MENAGERS
	GREEK	8	21		29	GPECQ	
	ITALY	11	8	1	20	ITAL	
	NORW	18	339		357	NORV	
	LIBER	1	9	8	18	LIBER	
	OTHER	134	54	9	197	AUTRE	
COMMODITY TOTAL		172	458	18	648		TOTAL DE MARCHANDISE
CONTAINERS, CLOSURES	GER	80			80	ALL	CONTENEURS, FERMETURES
	GREEK	15			15	GPECQ	
	NORW	24	2		26	NORV	
	LIBER			12	12	LIBER	
	OTHER		10		10	AUTRE	
COMMODITY TOTAL		119	12	12	143		TOTAL DE MARCHANDISE
MISC. END PRODUCTS NES	GREEK		3		3	GPECQ	PRODUITS FINIS DIV. NDA
	LIBER			3	3	LIBER	
	OTHER	29	3		32	AUTRE	
COMMODITY TOTAL		29	6	3	38		TOTAL DE MARCHANDISE
GENERAL CARGO	GER	21			21	ALL	MARCHANDISES DIVERSES
	GREEK	75			75	GPECQ	
	ITALY	10		1	11	ITAL	
	NORW	53			53	NORV	
	OTHER	300			300	AUTRE	
COMMODITY TOTAL		459		1	460		TOTAL DE MARCHANDISE
COUNTRY/REGION TOTAL		15,688*	10,544*	8,382*	34,614*		TOTAL DE PAYS/REGION

TABLE 2. CARGOES UNLOADED AT CANADIAN PORTS FROM FOREIGN COUNTRIES.

TABLÉAU 2. MARCHANDISES DECHARGÉES DANS LES PORTS CANADIENS EN PROVENANCE DE PAYS ÉTRANGERS.

COUNTRY OF ORIGIN AND KIND OF CARGO	REGISTRY OF VESSEL	ATLANTIC ATLANTIQUE	GREAT LAKES GRANDS LACS	PACIFIC PACIFIQUE	TOTAL TOTAL	IMMATIC. DU NAVIRE	PAYS D'ORIGINE ET MARCHANDISE	
SPAIN							ESPAGNE	
FISH, FRESH OR FROZEN	GREEK			1	1	GRECO	POISSON, FRAIS OU CONG.	
	ITALY	5			5	ITAL		
	NORW	8			8	NORV		
	LIBER			18	18	LIBEP		
	OTHER	22		5	27	AUTRE		
COMMODITY TOTAL		35		24	59		TOTAL DE MARCHANDISE	
FISH, CANNED	GREEK	28			28	GRECO	POISSON EN BOITES	
	LIBER			4	4	LIBER		
COMMODITY TOTAL		28		4	32		TOTAL DE MARCHANDISE	
CHEESE	LIBER			2	2	LIBEP	FROMAGE	
	OTHER			3	3	AUTRE		
COMMODITY TOTAL				5	5		TOTAL DE MARCHANDISE	
CEPSELS UNMILLED, NES	GREEK	20			29	GRECO	CEREALES NON MOUL., NDA	
	ITALY	18			18	ITAL		
	OTHER	114			114	AUTPE		
COMMODITY TOTAL		161			161		TOTAL DE MARCHANDISE	
FRESH FRUITS, BERRIES	ITALY	39			39	ITAL	FRUITS, BAIES FRAIS	
	OTHER	255	50		305	AUTPE		
COMMODITY TOTAL		294	50		344		TOTAL DE MARCHANDISE	
FRUIT JUICES	GER			3	3	ALL	JUS DE FRUIT	
	GREEK	17		7	24	GRECO		
	ITALY		35	13	48	ITAL		
	LIBER	0	7	19	32	LIBER		
	OTHER	3,295	101		3,396	AUTRE		
COMMODITY TOTAL		3,318	143	42	3,503		TOTAL DE MARCHANDISE	
FRUIT PULP, PUREE	ITALY		15	9	24	ITAL	PULPE DE FRUIT, PUREE	
	LIBER			7	7	LIBER		
	OTHER		49		49	AUTRE		
COMMODITY TOTAL			64	16	80		TOTAL DE MARCHANDISE	
FRUIT, PRES. NDT CANNED	GREEK	1,015	111	68	1,194	GRECO	CONS. FRUITS NON BOITE	
	ITALY	814	972	185	1,971	ITAL		
	NORW	438	640	2	1,080	NORV		
	LIBER			50	50	LIBEP		
	OTHER	951	320		1,271	AUTRE		
COMMODITY TOTAL		3,218	2,043	305	5,566		TOTAL DE MARCHANDISE	
FRUITS, PREP. CANNED	GER	6			6	ALL	FRUITS PREP. EN BOITE	
	GREEK		68		68	GRECO		
	ITALY			9	9	ITAL		
	LIBER			15	15	LIBEP		
	OTHER	3			3	AUTRE		
COMMODITY TOTAL		9	68	24	101		TOTAL DE MARCHANDISE	
NUTS, EXC. OIL NUTS, NES	GREEK	3			3	GRECO	NOIX, SAUF OLEAG. NDA	
	ITALY	8		1	9	ITAL		
	NORW			2	2	NORV		
	OTHER	12			12	AUTRE		
COMMODITY TOTAL		23		3	26		TOTAL DE MARCHANDISE	
VEGETABLES, FRESH	GER	19			19	ALL	LEGUMES, FRAIS	
	GREEK	268			268	GRECO		
	ITALY	120		41	161	ITAL		
	NORW			1	1	NORV		
	LIBER	31		13	44	LIBER		
	OTHER	1,186			1,186	AUTRE		
COMMODITY TOTAL		1,624		55	1,679		TOTAL DE MARCHANDISE	
VEGETABLES, DRIED	LIBER			2	2	LIBER	LEGUMES, SECS	
	OTHER	8			8	AUTRE		
COMMODITY TOTAL		8		2	10		TOTAL DE MARCHANDISE	
VEGETABLE PREP. NES	GER	135		7	142	ALL	PREP. DE LEGUMES NDA	
	GREEK	1,603			1,603	GRECO		
	ITALY	1,049		27	1,076	ITAL		
	NORW	990		96	1,086	NORV		
	LIBER			122	122	LIBER		
	OTHER	3,017	1,539		4,556	AUTRE		
COMMODITY TOTAL		6,794	1,539	252	8,585		TOTAL DE MARCHANDISE	
SUGAR PREPARATIONS	ITALY			15	15	ITAL	PREP. A BASE DE SUCRE	
	OTHER		35		35	AUTRE		
COMMODITY TOTAL			35	15	50		TOTAL DE MARCHANDISE	
COFFEE	ITALY			39	39	ITAL	CAFE	
SPICES	GREEK	26	13		39	GRECO	EPTICES	
	ITALY	13	9		22	ITAL		
	NORW	15		5	20	NORV		
	LIBER			22	22	LIBER		
	OTHER	25	27		52	AUTRE		
COMMODITY TOTAL		79	49	27	155		TOTAL DE MARCHANDISE	
MISC. FOOD PREP. NES	GER		92		92	ALL	DIV. PREP. ALIM. NDA	
	GREEK	10	287	7	304	GRECO		
	ITALY	24	1,075	50	1,149	ITAL		
	NORW	10	125		135	NORV		
	OTHER	2	736		738	AUTRE		
COMMODITY TOTAL		46	2,315	57	2,418		TOTAL DE MARCHANDISE	
CONC. COMPLETE FEEDS	OTHER	12			12	AUTRE	CONC., PROV. COMPLETES	
NON-ALCOHOLIC BEVERAGE	LIBER			16	16	LIBER	BOISSONS NON-ALCOOLIQ.	
WINE	GER	86			86	ALL	VINS	
	GREEK	790		42	832	GRECO		
	ITALY	1,192	5	48	1,245	ITAL		
	NORW	245		19	264	NORV		
	LIBER			537	537	LIBER		

TABLE 2. CARGOES UNLOADED AT CANADIAN PORTS FROM FOREIGN COUNTRIES.

TABLEAU 2. MARCHANDISES DECHARGEES DANS LES PORTS CANADIENS EN PROVENANCE DE PAYS ETRANGERS.

COUNTRY OF ORIGIN AND KIND OF CARGO	REGISTRY OF VESSEL	ATLANTIC ATLANTIQUE	GREAT LAKES GRANDS LACS	PACIFIC PACIFIQUE	TOTAL TOTAL	IMMATIC. DU NAVIRE	PAYS D'ORIGINE ET MARCHANDISE
SPAIN	CONT.						ESPAGNE
COMMODITY TOTAL	OTHER	1,415			1,415	AUTRE	SUITE
DIST.ALCOHOLIC BEV.	GER	3,728	5	646	4,379	ALL	TOTAL DE MARCHANDISE
	GREEK				224	GRECQ	BOISS.ALCOOL.DIST.
	ITALY	135	79	26	240	ITAL	
	NORW		318		318	NORV	
	OTHER	53	165		218	AUTRE	
COMMODITY TOTAL	OTHER	188	863	28	1,079	AUTRE	TOTAL DE MARCHANDISE
SEEDS FOR SOWING NES	ITALY	4		7	4	ITAL	GRAINES DE SEMENCE NDA
OIL SEEDS,NUTS NES	LIBER			2	2	LIBER	GRAINES,NOIX OLEAG.NDA
COMMODITY TOTAL	OTHER	28		9	9	AUTRE	TOTAL DE MARCHANDISE
RUBBER,ALLIED GUMS,NAT	GER		5		5	ALL	CAOUTCHOUC GOMMES NAT.
CRUDE WOOD MTL.S. NES	GREEK	110			110	GRECQ	MATIERES BOIS BRUT NDA
	OTHER	16	1		17	AUTRE	
COMMODITY TOTAL	OTHER	126	6		132	AUTRE	TOTAL DE MARCHANDISE
TEXTILE FIBRES NES	OTHER	15			15	AUTRE	FIBRES TEXTILES NDA
CRUSHED STONE	NORW		7		7	NORV	PIERRE CONCASSEE
STONE,CRUDE NES	GREEK		3		3	GRECQ	PIERRE BRUTE NDA
	OTHER			4	4	AUTRE	
COMMODITY TOTAL			3	4	7		TOTAL DE MARCHANDISE
SALT	DENMK	3,434			3,434	DANMK	SEL
	GER	16,918			16,918	ALL	
	OTHER	3,802			3,802	AUTRE	
COMMODITY TOTAL	GREEK	24,154			24,154	GRECQ	TOTAL DE MARCHANDISE
CRUDE NON-MET.MIN.NES	OTHER	600			600	AUTRE	MIN.NON-MET.BRUTS NDA
COTTON,TEXTILE WASTE	GER	5			5	ALL	DECHETS DE COTON,TEXT.
WOOD FAB.MATERIALS	GREEK	44			44	GRECQ	DEMI-PRODUITS EN BOIS
	ITALY	59	28	23	110	ITAL	
	NORW	145	20		165	NORV	
	LIBER			37	37	LIBER	
	OTHER	127	3		130	AUTRE	
COMMODITY TOTAL	GREEK	379	51	60	490	GRECQ	TOTAL DE MARCHANDISE
CORDAGE,TWINE,ROPE	OTHER	623	10		633	AUTRE	CORDAGE,FICELLE,CORDE
COMMODITY TOTAL	GER	623	18		641	ALL	TOTAL DE MARCHANDISE
TEXTILE FAB.MTL NES	GREEK	38			38	GRECQ	OUVR.EN MAT.TEXT.NDA
	ITALY	121			121	ITAL	
	NORW	42	12	102	156	NORV	
	LIBER	248	4		252	LIBER	
	OTHER	522	15		537	AUTRE	
COMMODITY TOTAL	ITALY	971	31	102	1,104	ITAL	TOTAL DE MARCHANDISE
SOYABEAN OIL	GER	22			22	ALL	HUILLE DE SOYA
VEG.OILS,FATS NES	GREEK	74			74	GRECQ	HUIL.MAT.GRAS.VEG.NDA
	ITALY	56		50	86	ITAL	
	NORW	36		5	43	NORV	
	LIBER	34	4	30	30	LIBER	
	OTHER	37	4		41	AUTRE	
COMMODITY TOTAL	ITALY	187	8	85	280	ITAL	TOTAL DE MARCHANDISE
INORGANIC CHEM.S. NES	NORW	11		3	14	NORV	PROD.CHM.INORG.NDA
	LIBER			13	13	LIBER	
	OTHER	22	2		24	AUTRE	
COMMODITY TOTAL	GREEK	33	2	51	86	GRECQ	TOTAL DE MARCHANDISE
ORGANIC CHEMICALS NES	ITALY		1		2	ITAL	PROD.CHM.ORGAN.NDA
	NORW	35	26		35	NORV	
	LIBER	9		14	14	LIBER	
	OTHER	34	15		49	AUTRE	
COMMODITY TOTAL	OTHER	78	44	14	136	AUTRE	TOTAL DE MARCHANDISE
DYESTUFF,PIGMENT,PAINT	U K	4			4	R U	MAT.COLOR.PIG.PEINTURE
GASOLINE	LIBER	21,000			21,000	LIBER	ESSENCE
	OTHER	19,408			19,408	AUTRE	
COMMODITY TOTAL	GREEK	102,227			102,227	GRECQ	TOTAL DE MARCHANDISE
FUEL OIL	GER	142,635	230		142,635	ALL	MAZOUT
CASTINGS,FORGINGS	ITALY		84		84	ITAL	MOUL.PIECES FORGEES
BARS AND RODS,STEEL	NORW	5			5	NORV	BARRES ET TIGES ACIER
PLATE & SHEET STEEL	GREEK	3,254			3,254	GRECQ	TOLES,FEUILLES DACIER
STRUCTURAL SHAPES	ITALY	61			61	ITAL	PROFILES DE CONSTRUCT.
	OTHER	51			51	AUTRE	
COMMODITY TOTAL	GER	41			41	ALL	TOTAL DE MARCHANDISE
METAL FAB.BASIC PROD.	GREEK	153	65	2	162	GRECQ	OUVR.DE BASE EN METAL
	ITALY	95			95	ITAL	
	NORW	31	8		39	NORV	
	LIBER	41	158	3	199	LIBER	
	OTHER	132	95		227	AUTRE	
COMMODITY TOTAL	GER	302	326	5	633	ALL	TOTAL DE MARCHANDISE
GLASS BASIC PRODUCTS	GREEK	191	244		435	GRECQ	OUVR.DE BASE EN VERRE
	ITALY	124			124	ITAL	
			193		193		



TABLE 2. CARGOES UNLOADED AT CANADIAN PORTS FROM FOREIGN COUNTRIES.

TABLEAU 2. MARCHANDISES DECHARGEES DANS LES PORTS CANADIENS EN PROVENANCE DE PAYS ETRANGERS.

COUNTRY OF ORIGIN AND KIND OF CARGO	REGISTRY OF VESSEL	ATLANTIC ATLANTIQUE	GREAT LAKES GRANDS LACS	PACIFIC PACIFIQUE	TOTAL TOTAL	IMMATIC. DU NAVIRE	PAYS D'ORIGINE ET MARCHANDISE
<b>SPAIN</b>	<b>CONT.</b>						<b>ESPAGNE</b>
	NORV	113	50		163	NORV	<b>SUITE</b>
	OTHER	1,701	550		2,251	AUTRE	
COMMODITY TOTAL		2,129	1,037		3,166		TOTAL DE MARCHANDISE
NON-MET. MIN. BASIC PROD	ITALY			26	26	ITAL	PROD. MIN. NON-MET. BASE
	NORV		2	4	6	NORV	
	OTHER	7			7	AUTRE	
COMMODITY TOTAL		7	2	30	39		TOTAL DE MARCHANDISE
MISC. FABRICATED PROD.	ITALY		9		9	ITAL	OUVRAGES DIVERS
	LIBER			11	11	LIBER	
	OTHER	3			3	AUTRE	
COMMODITY TOTAL		3	9	11	23		TOTAL DE MARCHANDISE
MACHINERY NES	GER	7	52		59	ALL	MACHINES NDA
	GREEK	13	3	4	20	GRECQ	
	ITALY	9	16	7	32	ITAL	
	NORV	29	85		114	NORV	
	LIBER			18	18	LIBER	
	OTHER	159	244		403	AUTRE	
COMMODITY TOTAL		217	400	29	646		TOTAL DE MARCHANDISE
RAILWAY ROLLING STOCK	GREEK	14			14	GRECQ	MAT. ROUL. DE CH. DE FER
PASS. AUTOS AND CHASSIS	ITALY			2	2	ITAL	VOITURES PART., CHASSIS
	NORV	1			1	NORV	
	LIBER			1	1	LIBER	
	OTHER	1	2		3	AUTRE	
COMMODITY TOTAL		2	2	3	7		TOTAL DE MARCHANDISE
ROAD MOTOR VEH. NES	ITALY			3	3	ITAL	VEH. AUTOM. ROUTIERS NDA
	NORV		4	4	8	NORV	
	LIBER			9	9	LIBER	
COMMODITY TOTAL			4	16	20		TOTAL DE MARCHANDISE
SHIPS, AIRCRAFT, MIS. VEH	GREEK			9	9	GRECQ	NAVIRES, AVIONS, VEH. DIV
	ITALY			1	1	ITAL	
	LIBER			10	10	LIBER	
	OTHER	11			11	AUTRE	
COMMODITY TOTAL		11		20	31		TOTAL DE MARCHANDISE
RUBBER TIRES AND TUBES	LIBER			22	22	LIBER	PNEUS, CHAMBRES A AIR
	OTHER	31			31	AUTRE	
COMMODITY TOTAL		31		22	53		TOTAL DE MARCHANDISE
EQUIPMENT MISC.	GER	22			22	ALL	MATERIEL DIVERS
	GREEK	29			29	GRECQ	
	ITALY	2		17	19	ITAL	
	SWEDN		1		1	SUEDE	
	LIBER	2		19	21	LIBER	
	OTHER	47	141		188	AUTRE	
COMMODITY TOTAL		102	142	36	280		TOTAL DE MARCHANDISE
PERSONAL, HOUSEHOLD GOODS	DENMK	9			9	DANMK	ART. PERS. ET MENAGERS
	GER	68	23	8	99	ALL	
	GREEK	147	71	1	219	GRECQ	
	ITALY	20	18	21	59	ITAL	
	NETH	3			3	P. BAS	
	NORV	64	65	1	130	NORV	
	LIBER	4		90	94	LIBER	
	OTHER	261	173		434	AUTRE	
COMMODITY TOTAL		576	350	121	1,047		TOTAL DE MARCHANDISE
CONTAINERS, CLOSURES	GER	14			14	ALL	CONTENEURS, FERMETURES
	GREEK	12			12	GRECQ	
	NORV	40			40	NORV	
	OTHER	21	11		32	AUTRE	
COMMODITY TOTAL		87	11		98		TOTAL DE MARCHANDISE
MISC. END PRODUCTS NES	GER	1			1	ALL	PRODUITS FINIS DIV. NDA
	GREEK			6	6	GRECQ	
	NORV			5	5	NORV	
	LIBER			41	41	LIBER	
	OTHER	1	4		5	AUTRE	
COMMODITY TOTAL		2	4	52	58		TOTAL DE MARCHANDISE
GENERAL CARGO	GER	6			6	ALL	MARCHANDISES DIVERSES
	GREEK	81		2	83	GRECQ	
	ITALY	27		6	33	ITAL	
	NORV	70			70	NORV	
	OTHER	759	47		806	AUTRE	
COMMODITY TOTAL		943	47	8	998		TOTAL DE MARCHANDISE
<b>COUNTRY/REGION TOTAL</b>		<b>197,267*</b>	<b>9,992*</b>	<b>2,238*</b>	<b>209,497*</b>		<b>TOTAL DE PAYS/REGION</b>
<b>SWEDEN</b>							<b>SUEDE</b>
FISH, FRESH OR FROZEN	GER	20			20	ALL	POISSON, FRAIS OU CONG.
	SWEDN	20			20	SUEDE	
COMMODITY TOTAL		40			40		TOTAL DE MARCHANDISE
FISH, CANNED	NORV	20			20	NORV	POISSON EN BOITES
	OTHER	28			28	AUTRE	
COMMODITY TOTAL		48			48		TOTAL DE MARCHANDISE
CHEESE	NORV	10			10	NORV	FROMAGE
	SWEDN	1		9	10	SUEDE	
COMMODITY TOTAL		11		9	20		TOTAL DE MARCHANDISE
BAKERY PROD. INC. FROZEN	NORV	19			19	NORV	PROD. BOUL., PROD. CONG.
	SWEDN	24		28	52	SUEDE	
	OTHER	70			70	AUTRE	
COMMODITY TOTAL		113		28	141		TOTAL DE MARCHANDISE

TABLE 2. CARGOES UNLOADED AT CANADIAN PORTS FROM FOREIGN COUNTRIES.

TABLEAU 2. MARCHANDISES DECHARGEES DANS LES PORTS CANADIENS EN PROVENANCE DE PAYS ETRANGERS.

COUNTRY OF ORIGIN AND KIND OF CARGO	REGISTRY OF VESSEL	ATLANTIC ATLANTIQUE	GREAT LAKES GRANDS LACS	PACIFIC PACIFIQUE	TOTAL TOTAL	IMMATIC. DU NAVIRE	PAYS D'ORIGINE ET MARCHANDISE
SWEDEN CONT. FRUITS, PREP. CANNED	GER		2		3	ALL	SUEDE SUITE FRUITS PREP. EN BOITE
	SWEDN		3	2	5	SUEDE	
COMMODITY TOTAL			6	2	8		TOTAL DE MARCHANDISE
MISC. FOOD PREP. NES	GER	44	29		73	ALL	DIV. PREP. ALIM. NDA
	NORW	66	30		96	NORV	
	SWEDN	71	39	193	303	SUEDE	
COMMODITY TOTAL		181	98	193	472		TOTAL DE MARCHANDISE
DIST. ALCOHOLIC BEV.	SWEDN	3		2	5	SUEDE	BOISS. ALCOOL. DIST.
RAW HIDES AND SKINS	SWEDN	6	1		7	SUEDE	PEAUX ET CUIRS BRUT
SEEDS FOR SOWING NES	GER	3			3	ALL	GRAINES DE SEMENCE NDA
NON-FERROUS MET. SCRAP	NORW	10			10	NORV	DECHETS METAL. NON FER.
STONE, CRUDE NES	GER	162			162	ALL	PIERRE BRUTE NDA
	NORW	236	95		331	NORV	
	SWEDN	71		22	93	SUEDE	
	OTHER	17			17	AUTRE	
COMMODITY TOTAL		486	95	22	603		TOTAL DE MARCHANDISE
SALT	U K				16	R U	SEL
	SWEDN				48	SUEDE	
COMMODITY TOTAL					64		TOTAL DE MARCHANDISE
RUBBER FAB. MATERIALS	SWEDN	6			6	SUEDE	DEMI-PROD. CAOUTCHOUC
LUMBER AND TIMBER	GER		23		23	ALL	BOIS D'OEUVRE ET CHARP.
	SWEDN	4	164		168	SUEDE	
COMMODITY TOTAL		4	187		191		TOTAL DE MARCHANDISE
FLOORING	SWEDN			22	22	SUEDE	LAMES POUR PARQUET
VENEER, PLYWOOD	NORW	9			9	NORV	PLACAGES, CONTRE-PLAQ.
WOOD FAB. MATERIALS	SWEDN	4			4	SUEDE	DEMI-PRODUITS EN BOIS
PAPER NES	GER		1		1	ALL	PAPIER NDA
	NORW	11	1		12	NORV	
	SWEDN	84	25	151	260	SUEDE	
	OTHER	25			25	AUTRE	
COMMODITY TOTAL		120	27	151	298		TOTAL DE MARCHANDISE
PAPERBOARD	GER		16		16	ALL	CARTON
BLOG. PAPER AND BOARD	GER	211	55		266	ALL	PLAQ. CONSTR., PAP/CART.
	NORW	91	56		147	NORV	
	SWEDN	196	44	595	835	SUEDE	
	OTHER	34			34	AUTRE	
COMMODITY TOTAL		532	155	595	1,282		TOTAL DE MARCHANDISE
WET MACHINE BOARD	SWEDN			4	4	SUEDE	CARTON EN PATE PRESSE
CORDAGE, TWINE, ROPE	GER		17		17	ALL	CORDAGE, FICELLE, CORDE
	SWEDN	5	73		78	SUEDE	
COMMODITY TOTAL		5	90		95		TOTAL DE MARCHANDISE
TEXTILE FAB. MTL NES	GER	22			22	ALL	OUVR. EN MAT. TEXT. NDA
	GREEK			1	1	GREQ	
	NORW	15			15	NORV	
	SWEDN	6			6	SUEDE	
	OTHER	14			14	AUTRE	
COMMODITY TOTAL		57		1	58		TOTAL DE MARCHANDISE
OILS, FATS, WAXES NES	NORW	22			22	NORV	HUIL. MAT. GRAS. CIRE NDA
METALLIC SALTS	GER		15		15	ALL	SELS METALLIQUES
	SWEDN			25	25	SUEDE	
COMMODITY TOTAL			15	25	40		TOTAL DE MARCHANDISE
INORGANIC CHEMS. NES	GER		31		31	ALL	PROD. CHIM. INORG. NDA
	SWEDN		16	15	31	SUEDE	
COMMODITY TOTAL			47	15	62		TOTAL DE MARCHANDISE
ORGANIC CHEMICALS NES	GER	28	237		265	ALL	PROD. CHIM. ORGAN. NDA
	NORW	31	282		313	NORV	
	SWEDN	96	115	43	254	SUEDE	
	OTHER	29	59		88	AUTRE	
COMMODITY TOTAL		184	693	43	920		TOTAL DE MARCHANDISE
EXPLOS., FUSES, CAPS	GER	21			21	ALL	EXPLOS., AMORCES, DET.
SYNTHETIC RUBBER	SWEDN	4			4	SUEDE	CAOUTCHOUC SYNTHETIQUE
PLASTIC MATERIALS	GER	7			7	ALL	
	NORW	2			2	NORV	
	SWEDN	12		31	43	SUEDE	
COMMODITY TOTAL		21		31	52		TOTAL DE MARCHANDISE
CHEM. SPECIALTIES NES	NORW		24		24	NORV	PROD. CHIM. SPECIAUX NDA
	OTHER		47		47	AUTRE	
COMMODITY TOTAL			71		71		TOTAL DE MARCHANDISE
PETROL. COAL PROD. NES	SWEDN			8	8	SUEDE	DERIVE PETR. CHARB. NDA
FERRO-ALLOYS	OTHER		18		18	AUTRE	FERRO-ALLIAGES
PIG IRON	OTHER	54			54	AUTRE	FER EN GUEUSE
CASTINGS, FORGINGS	OTHER		14		14	AUTRE	MOUL. PIECES FORGEES
BARNS AND RODS, STEEL	GER	15	173		188	ALL	BARRES ET TIGES ACIER
	OTHER	16	33		49	AUTRE	
COMMODITY TOTAL		31	206		237		TOTAL DE MARCHANDISE
PLATE & SHEET STEEL	U K	122			122	R U	TOLES, FEUILLES D'ACIER
	DENMK			28	28	DANMK	
	GER	184	1,999		2,183	ALL	
	NORW	4	279		283	NORV	
	SWEDN	162		182	344	SUEDE	
	OTHER	918	86		1,004	AUTRE	
COMMODITY TOTAL		1,390	2,364	210	3,964		TOTAL DE MARCHANDISE
STRUCTURAL SHAPES	U K			4	4	R U	PROFILES DE CONSTRUCT.
	GER	352	521		873	ALL	
	GREEK		234	2	236	GREQ	
	NORW	99	44		143	NORV	

TABLE 2. CARGOES UNLOADED AT CANADIAN PORTS FROM FOREIGN COUNTRIES.

TABLEAU 2. MARCHANDISES DECHARGEES DANS LES PORTS CANADIENS EN PROVENANCE DE PAYS ETRANGERS.

COUNTRY OF ORIGIN AND KIND OF CARGO	REGISTRY OF VESSEL	ATLANTIC ATLANTIQUE	GREAT LAKES GRANDS LACS	PACIFIC PACIFIQUE	TOTAL TOTAL	IMMATIC. DU NAVIRE	PAYS D'ORIGINE ET MARCHANDISE
SWEDEN	CONT.						SUEDE
	SWEDN	49	621	458	1,128	SUEDE	SUITE
	OTHER	426	20		446	AUTRE	
COMMODITY TOTAL		926	1,440	464	2,830		TOTAL DE MARCHANDISE
PIPES, TUBES: IRON, STEEL	GER	801	511		1,312	ALL	TUYAUX, TUBES: FER, ACIER
	NORW	891	2		893	NORV	
	SWEDN	11		7	18	SUEDE	
	OTHER	246	225		471	AUTRE	
COMMODITY TOTAL		1,949	738	7	2,694		TOTAL DE MARCHANDISE
WIRE	NORW	55			55	NORV	FIL METALLIQUE
	SWEDN	126			126	SUEDE	
	OTHER	15			15	AUTRE	
COMMODITY TOTAL		196			196		TOTAL DE MARCHANDISE
COPPER AND ALLOYS	GER	11			11	ALL	CUIVRE ET ALLIAGES
NICKEL AND ALLOYS	SWEDN	712			712	SUEDE	NICKEL ET ALLIAGES
NON-FERROUS METALS NES	SWEDN	14			14	SUEDE	METEAUX NON-FERREUX NDA
METAL FAB. BASIC PROD.	DENMK			3	3	DANMK	OUVR. DE BASE EN METAL
	GER		198		198	ALL	
	GREEK			8	8	GRECQ	
	NORW	4	596		600	NORV	
	SWEDN		673	112	785	SUEDE	
	OTHER	58			58	AUTRE	
COMMODITY TOTAL		62	1,467	123	1,652		TOTAL DE MARCHANDISE
GLASS BASIC PRODUCTS	NORW	1			1	NORV	OUVR. DE BASE EN VERRE
	SWEDN	1			1	SUEDE	
COMMODITY TOTAL		2			2		TOTAL DE MARCHANDISE
CEMENT	SWEDN		354		354	SUEDE	CIMENT
NON-MET. MIN. BASIC PRDD	GER	5			5	ALL	PROD. MIN. NON-MET. BASE
	NORW	25			25	NORV	
	SWEDN	42			42	SUEDE	
	OTHER	17			17	AUTRE	
COMMODITY TOTAL		89			89		TOTAL DE MARCHANDISE
MISC. FABRICATED PROD.	GER		50		50	ALL	OUVRAGES DIVERS
	NORW	4	25		29	NORV	
	SWEDN	1	18	37	56	SUEDE	
COMMODITY TOTAL		5	93	37	135		TOTAL DE MARCHANDISE
MACHINERY NES	U K	489		10	499	R U	MACHINES NDA
	DENMK	388		27	415	DANMK	
	GER	3,576	466		4,042	ALL	
	GREEK			17	17	GRECQ	
	NORW	835	394		1,229	NORV	
	SWEDN	1,697	715	1,126	3,538	SUEDE	
	OTHER	504			504	AUTRE	
COMMODITY TOTAL		7,489	1,575	1,180	10,244		TOTAL DE MARCHANDISE
RAILWAY ROLLING STOCK	OTHER	26			26	AUTRE	MAT. ROUL. DE CH. DE FER
PASS. AUTDS AND CHASSIS	U K	915			915	R U	VDITURES PART., CHASSIS
	GER	245			245	ALL	
	NETH	546			546	P. BAS	
	NORW	3			3	NORV	
	SWEDN	170		38	208	SUEDE	
	LIBER	10			10	LIBER	
COMMODITY TOTAL		1,889		38	1,927		TOTAL DE MARCHANDISE
TRUCKS AND CHASSIS	U K			2	2	R U	CAMIONS ET CHASSIS
MOTOR VEHICLE ENGINES	U K	3,778			3,778	R U	MOTEURS DE VEH. AUTOM.
	GER	8,647	2		8,649	ALL	
	NETH	1,061			1,061	P. BAS	
	NORW	30			30	NORV	
	SWEDN	2,665		93	2,758	SUEDE	
	LIBER	1,450			1,450	LIBER	
	OTHER	29			29	AUTRE	
COMMODITY TOTAL		17,660	2	93	17,755		TOTAL DE MARCHANDISE
ROAD MOTOR VEH. NES	GER	8			8	ALL	VEH. AUTOM. POUTERS NDA
	SWEDN			10	10	SUEDE	
COMMODITY TOTAL		8		10	18		TOTAL DE MARCHANDISE
SHIPS, AIRCRAFT, MIS. VEH	GER	15			15	ALL	NAVIRES, AVIONS, VEH. DIV
	NORW	22	12		34	NORV	
	SWEDN	2	2	5	9	SUEDE	
COMMODITY TOTAL		39	14	5	58		TOTAL DE MARCHANDISE
RUBBER TIRES AND TUBES	GER	17			17	ALL	PNEUS, CHAMBRES A AIR
	NORW	14			14	NORV	
	SWEDN	18		1	19	SUEDE	
	OTHER	82			82	AUTRE	
COMMODITY TOTAL		131		1	132		TOTAL DE MARCHANDISE
EQUIPMENT MISC.	GER	332			332	ALL	MATERIEL DIVERS
	NORW	17	7		24	NORV	
	SWEDN	42	25	159	226	SUEDE	
	OTHER	63	3		66	AUTRE	
COMMODITY TOTAL		454	35	159	648		TOTAL DE MARCHANDISE
PERSONAL, HOUSEHOLD GOODS	GER	5	491		496	ALL	ART. PERS. ET MENAGERS
	NORW		53		53	NORV	
	SWEDN	3	159	311	473	SUEDE	
	LIBER	6			6	LIBER	
	OTHER		4		4	AUTRE	
COMMODITY TOTAL		14	707	311	1,032		TOTAL DE MARCHANDISE
FIREARMS, AMMUNITION	GER	94			94	ALL	ARMES A FEU, MUNITIONS
	NORW	2			2	NORV	
	SWEDN			17	17	SUEDE	



TABLE 2. CARGOES UNLOADED AT CANADIAN PORTS FROM FOREIGN COUNTRIES.

TABLEAU 2. MARCHANDISES DECHARGEES DANS LES PORTS CANADIENS EN PROVENANCE DE PAYS ETRANGERS.

COUNTRY OF ORIGIN AND KIND OF CARGO	REGISTRY OF VESSEL	ATLANTIC ATLANTIQUE	GREAT LAKES GRANDS LACS	PACIFIC PACIFIQUE	TOTAL TOTAL	IMMATIC. DU NAVIRE	PAYS D'ORIGINE ET MARCHANDISE
<b>SWEDEN CONT.</b>							<b>SUEDE SUITE</b>
COMMODITY TOTAL CONTAINERS,CLOSURES	NDRW	96	11	17	113	NORV	TOTAL DE MARCHANDISE CONTENEURS,FERMETURES
	OTHER	22			11	AUTRE	
COMMODITY TOTAL MISC. END PRODUCTS NES	GER	22	11		22	ALL	TOTAL DE MARCHANDISE PRODUITS FINIS DIV.NDA
	NORW	23	34		57	NORV	
	SWEDN	76	290		366	SUEDE	
	OTHER	1	12		13	AUTRE	
COMMODITY TOTAL GENERAL CARGO		112	336		448		TOTAL DE MARCHANDISE MARCHANDISES DIVERSES
	U K			2	2	P U	
	DENMK			4	4	DANMK	
	GER	810	181		991	ALL	
	GREEK		22		22	GRECQ	
	NETH	5			5	P.BAS	
	NORW	54			54	NORV	
	SWEDN	238		261	499	SUEDE	
	OTHER	628	6		634	AUTRE	
COMMODITY TOTAL		1,735	209	267	2,211		TOTAL DE MARCHANDISE
COUNTRY/REGION TOTAL		37,006*	11,084*	4,139*	52,229*		TOTAL DE PAYS/REGION
<b>BULGARIA</b>							<b>BULGARIE</b>
CHEESE	OTHER	3			3	AUTRE	FROMAGE
FRESH FRUITS,BERRIES	OTHER	3			3	AUTRE	FRUITS, BAIES FRAIS
FRUIT JUICES	OTHER	3			3	AUTRE	JUS DE FRUIT
COUNTRY/REGION TOTAL		9*	*	*	9*		TOTAL DE PAYS/REGION
<b>POLAND</b>							<b>POLOGNE</b>
LIVE ANIMALS, NES	GER	38			38	ALL	ANIMAUX VIVANTS, NDA
MEAT,FRESH OR FROZEN	OTHER	50			50	AUTRE	VIANDE,FRAICHE / CONG.
FISH,FRESH OR FROZEN	OTHER	21			21	AUTRE	POISSON,FRAIS OU CONG.
DAIRY PROD.EGGS,HONEY	OTHER		2		2	AUTRE	PROD.LAIT.,OEUFs,MIEL
BAKERY PROD.INC.FROZEN	OTHER	10			10	AUTRE	PROD.BOUL.,PROD.CONG.
MACARONI,CEREAL PROD.	OTHER	25			25	AUTRE	PATES ALIM.PROD.CEREAL
FRESH FRUITS,BERRIES	OTHER		55	17	72	AUTRE	FRUITS, BAIES FRAIS
FROZEN FRUITS, BERRIES	OTHER	25			25	AUTRE	FRUITS, BAIES CONGELÉS
DRIED FRUITS	OTHER	15			15	AUTRE	FRUITS SECS
FRUIT,PRES.NOT CANNED	OTHER	16	1,326		1,342	AUTRE	CONS. FRUITS NON BOITE
FRUITS, PREP. CANNED	OTHER	74	21		95	AUTRE	FRUITS PREP. EN BOITE
VEGETABLES, FRESH	OTHER	96			96	AUTRE	LEGUMES, FRAIS
VEGETABLE PREP.NES	OTHER	109	4		113	AUTRE	PREP. DE LEGUMES NDA
SUGAR PREPARATIONS	NORW	20			20	NORV	PREP. A BASE DE SUCRE
	OTHER	179	40	1	220	AUTRE	
COMMODITY TOTAL MISC.FOOD PREP.NES	GER	199	40	1	240	ALL	TOTAL DE MARCHANDISE DIV.PREP.ALIM.NDA
	NORW	48	46		94	NORV	
	SWEDN	113	38		151	SUEDE	
	OTHER	49	3		52	AUTRE	
COMMODITY TOTAL DIST.ALCOHOLIC BEV.		210	103		313		TOTAL DE MARCHANDISE BOISS.ALCOOL.DIST.
	GER	10	38		48	ALL	
	NORW	33	24		57	NORV	
	SWEDN	17	50		67	SUEDE	
	OTHER	14			14	AUTRE	
COMMODITY TOTAL OIL SEEDS,NUTS NES		74	112		186		TOTAL DE MARCHANDISE GRAINES,NOIX OLEAG.NDA
	OTHER	20	28	26	74	AUTRE	PROD.PEPINIERE,SERRE
NURSERY, GREENHSE STOCK	OTHER	12			12	AUTRE	PR.BRUTS ORIG.VEG.NDA
CRUDE VEG.PROD.NES	OTHER	40			40	AUTRE	MATIERES BOIS BRUT NDA
CRUDE WOOD MTLs. NES	OTHER	58			58	AUTRE	FIBRES TEXTILES NDA
TEXTILE FIBRES NES	NORW	70			70	NORV	DECHETS DE COTON,TEXT.
COTTON,TEXTILE WASTE	OTHER	55			55	AUTRE	DEMI-PRODUITS EN BOIS
WOOD FAB.MATERIALS	OTHER	12			12	AUTRE	CARTON
PAPERBOARD	OTHER	304			304	AUTRE	PLAQ.CONSTR.,PAP/CART.
BLDG.PAPER AND BOARD	OTHER	1,153			1,153	AUTRE	OUVR.EN MAT.TEXT.NDA
TEXTILE FAB.MTL NES	GER	142	48		190	ALL	
	NORW	141	73		214	NORV	
	OTHER	939	210		1,149	AUTRE	
COMMODITY TOTAL METALLIC SALTS		1,222	331		1,553		TOTAL DE MARCHANDISE SELS METALLIQUES
	OTHER		39		39	AUTRE	PROD.CHIM.INORG.NDA
INORGANIC CHEMS. NES	GER		56		56	ALL	
	OTHER	18			18	AUTRE	
COMMODITY TOTAL ORGANIC CHEMICALS NES		18	56		74		TOTAL DE MARCHANDISE PROD.CHIM.ORGAN.NDA
	GER	104	56		160	ALL	
	SWEDN		56		56	SUEDE	
	OTHER	166			166	AUTRE	
COMMODITY TOTAL FERTILIZERS NES		270	112		382		TOTAL DE MARCHANDISE ENGRAIS CHIMIQUE NDA
	OTHER		6		6	AUTRE	PROD.CHIM.AGRICOLES
AGRICULTURAL CHEMICALS	OTHER	145			145	AUTRE	MOUL.PIECES FORGES
CASTINGS, FORGINGS	OTHER	19	5		24	AUTRE	BARRES ET TIGES ACIER
BARs AND RODS, STEEL	OTHER	39,725	7,532		47,257	AUTRE	TOLES,FEUILLES DACIER
PLATE & SHEET STEEL	GER	2,921			2,921	ALL	
	OTHER	8,317			8,317	AUTRE	
COMMODITY TOTAL STRUCTURAL SHAPES		11,238			11,238		TOTAL DE MARCHANDISE PROFILS DE CONSTRUCT.
	OTHER	266			266	AUTRE	

TABLE 2. CARGOES UNLOADED AT CANADIAN PORTS FROM FOREIGN COUNTRIES.

TABLEAU 2. MARCHANDISES DECHARGEES DANS LES PORTS CANADIENS EN PROVENANCE DE PAYS ETRANGERS.

COUNTRY OF ORIGIN AND KIND OF CARGO	REGISTRY OF VESSEL	ATLANTIC ATLANTIQUE	GREAT LAKES GRANDS LACS	PACIFIC PACIFIQUE	TOTAL TOTAL	IMMATIC. DU NAVIRE	PAYS D'ORIGINE ET MARCHANDISE
<b>POLAND CONT.</b>							<b>POLOGNE SUITE</b>
PIPES, TUBES: IRON, STEEL	OTHER	204	5		209	AUTRE	TUYAUX, TUBES: FER, ACIER
WIRE	GER	18			18	ALL	FIL METALLIQUE
	NORW	75			75	NORV	
	OTHER	166	230		396	AUTRE	
COMMODITY TOTAL		259	230		489		TOTAL DE MARCHANDISE
METAL FAB. BASIC PROD.	GER	34	70		104	ALL	OUVR. DE BASE EN METAL
	NORW	356	16		372	NORV	
	SWEDN		102		102	SUEDE	
	OTHER	1,926	319		2,245	AUTRE	
COMMODITY TOTAL		2,316	507		2,823		TOTAL DE MARCHANDISE
BUILDING BRICK, CLAY	OTHER	32			32	AUTRE	BRIQ. A BATIR ARGILE
BRICKS, TILES NES	OTHER	52			52	AUTRE	BRIQUES, TUILLES NDA
GLASS BASIC PRODUCTS	GER	17			17	ALL	OUVR. DE BASE EN VERRE
	OTHER	1,657	102		1,759	AUTRE	
COMMODITY TOTAL		1,674	102		1,776		TOTAL DE MARCHANDISE
CEMENT	OTHER	824			824	AUTRE	CIMENT
NON-MET. MIN. BASIC PROD	NORW	40			40	NORV	PROD. MIN. NON-MET. BASE
	OTHER	238			238	AUTRE	
COMMODITY TOTAL		278			278		TOTAL DE MARCHANDISE
MACHINERY NES	NORW	7	12		19	NORV	MACHINES NDA
	SWEDN		15		15	SUEDE	
	OTHER	401	63		464	AUTRE	
COMMODITY TOTAL		408	90		498		TOTAL DE MARCHANDISE
PASS. AUTOS AND CHASSIS	OTHER		2		2	AUTRE	VOITURES PART., CHASSIS
SHIPS, AIRCRAFT, MIS. VEH	NORW		1		1	NORV	NAVIRES, AVIONS, VEH. DIV
	OTHER	817	5		822	AUTRE	
COMMODITY TOTAL		817	6		823		TOTAL DE MARCHANDISE
EQUIPMENT MISC.	NORW	8			8	NORV	MATERIEL DIVERS
	OTHER	782	80		862	AUTRE	
COMMODITY TOTAL		790	80		870		TOTAL DE MARCHANDISE
PERSONAL, HSEHOLD GOODS	GER	60	50		110	ALL	ART. PERS. ET MENAGERS
	NORW	58	30		88	NORV	
	SWEDN	26	84		110	SUEDE	
	OTHER	2,813	359	3	3,175	AUTRE	
COMMODITY TOTAL		2,957	523	3	3,483		TOTAL DE MARCHANDISE
FIREARMS, AMMUNITION	OTHER	10	42		52	AUTRE	ARMES A FEU, MUNITIONS
CONTAINERS, CLOSURES	OTHER	66			66	AUTRE	CONTENEURS, FERMETURES
MISC. END PRODUCTS NES	OTHER	394			394	AUTRE	PRODUITS FINIS DIV. NDA
GENERAL CARGO	GER	10			10	ALL	MARCHANDISES DIVERSES
	NORW	2			2	NORV	
	SWEDN	1			1	SUEDE	
	OTHER	979	15		994	AUTRE	
COMMODITY TOTAL		992	15		1,007		TOTAL DE MARCHANDISE
<b>COUNTRY/REGION TOTAL</b>		<b>67,662*</b>	<b>11,374*</b>	<b>47*</b>	<b>79,083*</b>		<b>TOTAL DE PAYS/REGION</b>
<b>USSR - EUROP.</b>							<b>URSS - EUROP.</b>
FISH, FRESH OR FROZEN	OTHER	4			4	AUTRE	POISSON, FRAIS OU CONG.
FISH, CANNED	OTHER		11		11	AUTRE	POISSON EN BOITES
RAW SUGAR	OTHER	22,535			22,535	AUTRE	SUCRE BRUT
SUGAR PREPARATIONS	OTHER		7		7	AUTRE	PREP. A BASE DE SUCRE
WINES	OTHER	57	22		79	AUTRE	VINS
DIST. ALCOHOLIC BEV.	OTHER	66	59	5	130	AUTRE	BOISS. ALCOOL. DIST.
TEXTILE FIBRES NES	OTHER	3,036			3,036	AUTRE	FIBRES TEXTILES NDA
MANGANESF ORE	OTHER	11,000			11,000	AUTRE	MINERAI DE MANGANESE
ORES AND CONC. NES	OTHER	12,100			12,100	AUTRE	MINERAIS ET CONC. NDA
SALT	OTHER	280			280	AUTRE	SEL
COTTON, TEXTILE WASTE	OTHER	120			120	AUTRE	DECHETS DE COTON, TEXT.
WASTE AND SCRAP NES	OTHER	27			27	AUTRE	DECHETS ET REBUTS NDA
LUMBER AND TIMBER	OTHER	50			50	AUTRE	BOIS D'OEUVRE ET CHARP.
VENEER, PLYWOOD	OTHER	3,803			3,803	AUTRE	PLACAGES, CONTRE-PLAQ.
PAPERBOARD	OTHER	1,071			1,071	AUTRE	CARTON
BLDG. PAPER AND BOARD	OTHER	2,668	841		3,509	AUTRE	PLAQ. CONSTR., PAP/CART.
TEXTILE FAB. MTL NES	OTHER	1,108			1,108	AUTRE	OUVR. EN MAT. TEXT. NDA
FUEL OIL	NORW	17,493			17,493	NORV	MAZOUT
ALUMINIUM	OTHER	59			59	AUTRE	ALUMINIUM
NICKEL AND ALLOYS	OTHER		497		497	AUTRE	NICKEL ET ALLIAGES
METAL FAB. BASIC PROD.	OTHER	224			224	AUTRE	OUVR. DE BASE EN METAL
GLASS BASIC PRODUCTS	ITALY			1	1	ITAL	OUVR. DE BASE EN VERRE
TRACTORS	OTHER	160	167		327	AUTRE	TRACTEURS
MACHINERY NES	OTHER		19		19	AUTRE	MACHINES NDA
MOTOR VEHICLE ENGINES	OTHER		5		5	AUTRE	MOTEURS DE VEH. AUTOM.
ROAD MOTOR VEH. NES	OTHER	13			13	AUTRE	VEH. AUTOM. ROUTIERS NDA
EQUIPMENT MISC.	OTHER	10			10	AUTRE	MATERIEL DIVERS
PERSONAL, HSEHOLD GOODS	OTHER	124	1		125	AUTRE	ART. PERS. ET MENAGERS
FIREARMS, AMMUNITION	OTHER		4		4	AUTRE	ARMES A FEU, MUNITIONS
MISC. END PRODUCTS NES	OTHER	27			27	AUTRE	PRODUITS FINIS DIV. NDA
GENERAL CARGO	GER	66			66	ALL	MARCHANDISES DIVERSES
	OTHER	121	17		138	AUTRE	
COMMODITY TOTAL		187	17		204		TOTAL DE MARCHANDISE
<b>COUNTRY/REGION TOTAL</b>		<b>76,222*</b>	<b>1,650*</b>	<b>6*</b>	<b>77,878*</b>		<b>TOTAL DE PAYS/REGION</b>



TABLE 2. CARGOES UNLOADED AT CANADIAN PORTS FROM FOREIGN COUNTRIES.

TABLEAU 2. MARCHANDISES DECHARGEES DANS LES PORTS CANADIENS EN PROVENANCE DE PAYS ETRANGERS.

COUNTRY OF ORIGIN AND KIND OF CARGO	REGISTRY OF VESSEL	ATLANTIC ATLANTIQUE	GREAT LAKES GRANDS LACS	PACIFIC PACIFIQUE	TOTAL TOTAL	IMMATIC. DU NAVIRE	PAYS D'ORIGINE ET MARCHANDISE
<b>YUGOSLAVIA</b>							<b>YOUUGOSLAVIE</b>
FISH, FRESH OR FROZEN	OTHER		11		11	AUTRE	POISSON, FRAIS OU CONG.
FROZEN FRUITS, BERRIES	OTHER	48			48	AUTRE	FRUITS, BAIES CONGELES
DRIED FRUITS	OTHER	116			116	AUTRE	FRUITS SECS
FRUIT PULP, PUREE	OTHER	235			235	AUTRE	PULPE DE FRUIT, PUREE
FRUIT, PRES. NOT CANNED	OTHER	30			30	AUTRE	CONS. FRUITS NON BOITE
FRUITS, PREP. CANNED	GREEK			14	14	GRECO	FRUITS PREP. EN BOITE
NUTS, EXC. OIL NUTS NES	OTHER	303	103		406	AUTRE	NOIX, SAUF OLFAG. NDA
VEGETABLES, FRESH	ITALY			18	18	ITAL	LEGUMES, FRAIS
	OTHER	10	111		121	AUTRE	
COMMODITY TOTAL		10	111	18	139		TOTAL DE MARCHANDISE
VEGETABLES, DRIED	OTHER	236			236	AUTRE	LEGUMES, SECS
VEGETABLE PREP. NES	GREEK			25	25	GRECO	PREP. DE LEGUMES NDA
	OTHER	109	56		165	AUTRE	
COMMODITY TOTAL		109	56	25	190		TOTAL DE MARCHANDISE
SUGAR PREPARATIONS	OTHER		12		12	AUTRE	PREP. A BASE DE SUCRE
SPICES	OTHER	48			48	AUTRE	EPICES
NON-ALCOHOLIC BEVERAGE	OTHER		30		30	AUTRE	BOISSONS NON-ALCOOLIQ.
DIST. ALCOHOLIC BEV.	ITALY				3	ITAL	BOISS. ALCOOL. DIST.
	LIBER				4	LIBER	
	OTHER		346		346	AUTRE	
COMMODITY TOTAL			346	7	353		TOTAL DE MARCHANDISE
SEEDS FOR SOWING NES	OTHER	9	20		29	AUTRE	GRAINES DE SEMENCE NDA
CRUOE VEG. PROD. NES	LIBER			3	3	LIBER	PR. BRUTS ORIG. VEG. NOA
	OTHER		35		35	AUTRE	
COMMODITY TOTAL			35	3	38		TOTAL DE MARCHANDISE
TEXTILE FIBRES NES	OTHER	209			209	AUTRE	FIBRES TEXTILES NOA
ASBESTOS	OTHER	2			2	AUTRE	AMIANTE
CLAY MATERIALS NES	OTHER	4,441			4,441	AUTRE	MATIERES ARGIL. NDA
LEATHER	LIBER			3	3	LIBER	CUIR
WOOD FAB. MATERIALS	OTHER	8			8	AUTRE	DEMI-PRODUITS EN BOIS
PULP	OTHER	98			98	AUTRE	PATE
TEXTILE FAB. MTL NES	OTHER	371			371	AUTRE	OUVR. EN MAT. TEXT. NDA
METALLIC SALTS	OTHER	84			84	AUTRE	SELS METALLIQUES
INORGANIC CHEMS. NES	OTHER		7		7	AUTRE	PROD. CHIM. INORG. NDA
ORGANIC CHEMICALS NES	OTHER	61	53		114	AUTRE	PROD. CHIM. ORG. NDA
CHEM. SPECIALTIES NES	OTHER	1,200			1,200	AUTRE	PROD. CHIM. SPECIAUX NDA
BAR. AND RODS, STEEL	OTHER	193			193	AUTRE	BARRES ET TIGES ACIER
PLATE & SHEET STEEL	OTHER	742			742	AUTRE	TOLES, FEUILLES D'ACIER
STRUCTURAL SHAPES	LIBER			345	345	LIBER	PROFILES DE CONSTRUCT.
RAILS & TRACK MATERIAL	OTHER	143			143	AUTRE	RAILS, MAT. VOIE FERREE
PIPES, TUBES: IRON, STEEL	LIBER			1,006	1,006	LIBER	TUYAUX, TUBES: FER, ACIER
WIRE	OTHER	178			178	AUTRE	FIL METALLIQUE
COPPER AND ALLOYS	OTHER	52			52	AUTRE	CUIVRE ET ALLIAGES
METAL FAB. BASIC PROD.	OTHER	257	54		311	AUTRE	OUVR. DE BASE EN METAL
BRICKS, TILES NES	OTHER	6,843			6,843	AUTRE	BRICKS, TILES NDA
NON-MET. MIN. BASIC PROD	ITALY			1	1	ITAL	PROD. MIN. NON-MET. BASE
	OTHER		18		18	AUTRE	
COMMODITY TOTAL			18	1	19		TOTAL DE MARCHANDISE
MACHINERY NES	LIBER			500	500	LIBER	MACHINES NDA
	OTHER	31	383		414	AUTRE	
COMMODITY TOTAL		31	383	500	914		TOTAL DE MARCHANDISE
MOTOR VEHICLE ENGINES	OTHER	80			80	AUTRE	MOTEURS DE VEH. AUTOM.
SHIPS, AIRCRAFT, MIS. VEH	LIBER				2	LIBER	NAVIRES, AVIONS, VEH. DIV
EQUIPMENT MISC.	GREEK				4	GRECO	MATERIEL DIVERS
	LIBER				7	LIBER	
	OTHER	879	43		922	AUTRE	
COMMODITY TOTAL		879	43	11	933		TOTAL DE MARCHANDISE
PERSONAL, HSEHOLD GOODS	GREEK				1	GRECO	ART. PERS. ET MENAGERS
	LIBER			54	54	LIBER	
	OTHER	494	218		712	AUTRE	
COMMODITY TOTAL		494	218	55	767		TOTAL DE MARCHANDISE
CONTAINERS, CLOSURES	LIBER				2	LIBER	CONTENEURS, FERMETURES
MISC. END PRODUCTS NES	ITALY				1	ITAL	PRODUITS FINIS DIV. NDA
	OTHER	14			14	AUTRE	
COMMODITY TOTAL		14		1	15		TOTAL DE MARCHANDISE
GENERAL CARGO	ITALY				1	ITAL	MARCHANDISES DIVERSES
	OTHER	596	54		650	AUTRE	
COMMODITY TOTAL		596	54	1	651		TOTAL DE MARCHANDISE
<b>COUNTRY/REGION TOTAL</b>		<b>18,120*</b>	<b>1,554*</b>	<b>1,994*</b>	<b>21,668*</b>		<b>TOTAL DE PAYS/REGION</b>
<b>BAHREIN</b>							<b>BAHREIN</b>
PERSONAL, HSEHOLD GOODS	DENMK	9			9	DANMK	ART. PERS. ET MENAGERS
	NORV			1	1	NORV	
COMMODITY TOTAL		9		1	10		TOTAL DE MARCHANDISE
GENERAL CARGO	DENMK	16			16	DANMK	MARCHANDISES DIVERSES
<b>COUNTRY/REGION TOTAL</b>		<b>25*</b>	<b>*</b>	<b>1*</b>	<b>26*</b>		<b>TOTAL DE PAYS/REGION</b>
<b>CYPRUS</b>							<b>CHYPRE</b>
FRUIT JUICES	GER			8	8	ALL	JUS DE FRUIT
VEGETABLE PREP. NES	OTHER	2			2	AUTRE	PREP. DE LEGUMES NDA
WINES	GER		70		70	ALL	VINS
	OTHER		10		10	AUTRE	
COMMODITY TOTAL			80		80		TOTAL DE MARCHANDISE



TABLE 2. CARGOES UNLOADED AT CANADIAN PORTS FROM FOREIGN COUNTRIES.

TABLEAU 2. MARCHANDISES DECHARGEES DANS LES PORTS CANADIENS EN PROVENANCE DE PAYS ETRANGERS.

COUNTRY OF ORIGIN AND KIND OF CARGO	REGISTRY OF VESSEL	ATLANTIC ATLANTIQUE	GREAT LAKES GRANDS LACS	PACIFIC PACIFIQUE	TOTAL TOTAL	IMMATIC. OU NAVIRE	PAYS D'ORIGINE ET MARCHANDISE
<b>CYPRUS</b>							<b>CHYPRE</b>
CONT. DIST. ALCOHOLIC BEV.	GER	7			7	ALL	SUITE BOISS. ALCOOL. DIST.
	OTHER	11			11	AUTRE	
COMMODITY TOTAL		18			18		TOTAL DE MARCHANDISE
ORES AND CONC. NES	OTHER	2,669			2,669	AUTRE	MINERAIS ET CONC. NOA
PASS. AUTOS AND CHASSIS	GER	1			1	ALL	VOITURES PART., CHASSIS
	OTHER	1			1	AUTRE	
COMMODITY TOTAL		2			2		TOTAL DE MARCHANDISE
PERSONAL, HSEHOLD GOODS	OTHER	4	2		6	AUTRE	ART. PERS. ET MENAGERS
COUNTRY/REGION TOTAL		2,695*	82*	8*	2,785*		TOTAL DE PAYS/REGION
<b>IRAN</b>							<b>IRAN</b>
DRIED FRUITS	NETH			551	551	P. BAS	FRUITS SECS
	NORV			271	271	NORV	
	OTHER	1,916			1,916	AUTRE	
COMMODITY TOTAL		1,916		822	2,738		TOTAL DE MARCHANDISE
CRUDE PETROLEUM	U K	245,852			245,852	R U	PETROLE BRUT
	GREEK	35,223			35,223	GRECQ	
	LIBER	908,587			908,587	LIBER	
	JAPAN	41,000			41,000	JAPON	
	U S A	95,349			95,349	E-U	
COMMODITY TOTAL		1,326,011			1,326,011		TOTAL DE MARCHANDISE
FUEL OIL	OEKMK	29,512			29,512	DANMK	MAZOUT
COUNTRY/REGION TOTAL		1,357,439*	*	822*	1,358,261*		TOTAL DE PAYS/REGION
<b>IRAQ</b>							<b>IRAQ</b>
DRIED FRUITS	OTHER	2,541			2,541	AUTRE	FRUITS SECS
COUNTRY/REGION TOTAL		2,541*	*	*	2,541*		TOTAL DE PAYS/REGION
<b>ISRAEL</b>							<b>ISRAEL</b>
FISH, FRESH OR FROZEN	GER	4			4	ALL	POISSON, FRAIS OU CONG.
	OTHER	15			15	AUTRE	
COMMODITY TOTAL		19			19		TOTAL DE MARCHANDISE
FISH, CANNED	GER	1			1	ALL	POISSON EN BOITES
	OTHER	1			1	AUTRE	
COMMODITY TOTAL		2			2		TOTAL DE MARCHANDISE
CHEESE	GER	50			50	ALL	FROMAGE
BAKERY PROD. INC. FROZEN	GER	40			40	ALL	PROD. ROUL., PROD. CONG.
	OTHER	26			26	AUTRE	
COMMODITY TOTAL		66			66		TOTAL DE MARCHANDISE
FRESH FRUITS, BERRIES	SWEDN	5,731			5,731	SUEDE	FRUITS, BAIES FRAIS
	OTHER	4,022			4,022	AUTRE	
COMMODITY TOTAL		9,753			9,753		TOTAL DE MARCHANDISE
DRIED FRUITS	GER	1			1	ALL	FRUITS SECS
FRUIT JUICES	GER	32			32	ALL	JUS DE FRUIT
	OTHER	7			7	AUTRE	
COMMODITY TOTAL		39			39		TOTAL DE MARCHANDISE
FRUIT PULP, PUREE	GER		9		9	ALL	PULPE DE FRUIT, PUREE
FRUIT, PRES. NOT CANNED	LIBER	20			20	LIBER	CONS. FRUITS NON BOITE
	OTHER	86			86	AUTRE	
COMMODITY TOTAL		106			106		TOTAL DE MARCHANDISE
FRUITS, PREP. CANNED	GER	149			149	ALL	FRUITS PREP. EN BOITE
	GREEK			4	4	GRECQ	
	LIBER	106			106	LIBER	
	OTHER	72			72	AUTRE	
COMMODITY TOTAL		327		4	331		TOTAL DE MARCHANDISE
VEGETABLES, FRESH	GER	12			12	ALL	LEGUMES, FRAIS
	OTHER	3			3	AUTRE	
COMMODITY TOTAL		15			15		TOTAL DE MARCHANDISE
VEGETABLES, DRIED	GER	14			14	ALL	LEGUMES, SECS
	LIBER	1			1	LIBER	
	OTHER	8			8	AUTRE	
COMMODITY TOTAL		23			23		TOTAL DE MARCHANDISE
VEGETABLE PREP. NES	GER	106	88		194	ALL	PREP. DE LEGUMES NDA
	GREEK			34	34	GRECQ	
	LIBER	22		19	41	LIBER	
	OTHER	106			106	AUTRE	
COMMODITY TOTAL		234	88	53	375		TOTAL DE MARCHANDISE
SUGAR PREPARATIONS	OTHER	20			20	AUTRE	PREP. A BASE DE SUCRE
COCOA AND CHOCOLATE	GER	66			66	ALL	CACAO ET CHOCOLAT
	LIBER	20			20	LIBER	
	OTHER	74			74	AUTRE	
COMMODITY TOTAL		160			160		TOTAL DE MARCHANDISE
SPICES	GER	3			3	ALL	EPICES
	OTHER	7	12		19	AUTRE	
COMMODITY TOTAL		10	12		22		TOTAL DE MARCHANDISE
MISC. FOOD PREP. NES	GER	11	1,021		1,032	ALL	DIV. PREP. ALIM. NOA
	LIBER		200		200	LIBER	
	OTHER	4	221		225	AUTRE	
COMMODITY TOTAL		15	1,442		1,457		TOTAL DE MARCHANDISE
GRAIND CEREALS NES	GER	10			10	ALL	CEREALES MOULUES NDA

TABLE 2. CARGOES UNLOADED AT CANADIAN PORTS FROM FOREIGN COUNTRIES.

TABLEAU 2. MARCHANDISES DECHARGEES DANS LES PORTS CANADIENS EN PROVENANCE DE PAYS ETRANGERS.

COUNTRY OF ORIGIN AND KIND OF CARGO	REGISTRY OF VESSEL	ATLANTIC ATLANTIQUE	GREAT LAKES GRANDS LACS	PACIFIC PACIFIQUE	TOTAL TOTAL	IMMATIC. DU NAVIRE	PAYS D'ORIGINE ET MARCHANDISE
ISRAEL	CONT.						ISRAEL
							SUITE
COMMODITY TOTAL	OTHER	4			4	AUTRE	
CONC.COMPLETE FEEDS	GER	14			14	ALL	TOTAL DE MARCHANDISE
	LIBER	2	6		9	LIBER	CONC.,PROV.COMPLETES
	OTHER	18			18	AUTRE	
COMMODITY TOTAL		2	16		18		
WINES	GER	23	22		45	ALL	TOTAL DE MARCHANDISE
	GREEK	98		19	117	GRECQ	VINS
	LIBER			77	77	LIBER	
	OTHER			22	22	AUTRE	
COMMODITY TOTAL		21	30		51		
DIST.ALCOHOLIC BEV.	GER	119	30	118	267	ALL	TOTAL DE MARCHANDISE
	LIBER	10	32		42	LIBER	BOISS.ALCOOL.DIST.
	OTHER	1			1	AUTRE	
COMMODITY TOTAL		32	28		60		
RAW HIDES AND SKINS	GER	43	60		103	ALL	TOTAL DE MARCHANDISE
TEXTILE FIBRES NES	GER	1			1	ALL	PEAUX ET CUIRS BRUT
	LIBER	91			91	LIBER	FIBRES TEXTILES NDA
	OTHER	321			321	AUTRE	
COMMODITY TOTAL		470			470		
RUBBER FAB.MATERIALS	GREEK	882			882	GRECQ	TOTAL DE MARCHANDISE
	OTHER	1		3	3	AUTRE	DEMI-PROD.CAOUTCHOUC
COMMODITY TOTAL		1		3	4		
VENEER,PLYWOOD	GER	11			11	ALL	TOTAL DE MARCHANDISE
	LIBER	20			20	LIBER	PLACAGES,CONTRE-PLAQ.
COMMODITY TOTAL		31			31		
CORDAGE, TWINE, ROPE	OTHER	8			8	AUTPE	TOTAL DE MARCHANDISE
TEXTILE FAB.MTL NES	GER	394		1	395	ALL	CORDAGE,FICELLE,CORDE
	LIBER	169			169	LIBER	OUVR.EN MAT.TEXT.NDA
	OTHER	1,303	1		1,304	AUTRE	
COMMODITY TOTAL		1,866	1	1	1,868		
VEG.OILS,FATS NES	GER	1			1	ALL	TOTAL DE MARCHANDISE
METALLIC SALTS	OTHER	1	1		2	AUTRE	HUIL.MAT.GRAS.VEG.NDA
ORGANIC CHEMICALS NES	GER	13			13	ALL	SELS METALLIQUES
	LIBER	9			9	LIBER	PROD.CHIM.ORGAN.NDA
	OTHER	6			6	AUTPE	
COMMODITY TOTAL		28			28		
FERTILIZERS NES	GER	2			2	ALL	TOTAL DE MARCHANDISE
PLASTIC MATERIALS	GER	47	76	3	126	ALL	ENGRATS CHIMIQUE NDA
	GREEK			30	30	GRECQ	MATIERES PLASTIQUES
	LIBER	26	15	4	45	LIBER	
	OTHER	67	50		117	AUTRE	
COMMODITY TOTAL		140	141	37	318		
PIPES,TUBES:IRON,STEEL	GER	1			1	ALL	TOTAL DE MARCHANDISE
ALUMINIUM	LIBER	9			9	LIBER	TUYAUX,TUBES:FER,ACIER
COPPER AND ALLOYS	GREEK			7	7	GRECQ	ALUMINIUM
	LIBER	7			7	LIBER	CUIVRE ET ALLIAGES
	OTHER	49			49	AUTRE	
COMMODITY TOTAL		56		7	63		
METAL FAB.BASIC PROD.	GER	6			6	ALL	TOTAL DE MARCHANDISE
	OTHER	6	47		53	AUTRE	OUVR.DE BASE EN METAL
COMMODITY TOTAL		12	47		59		
BRICKS,TILES NES	LIBER	31			31	LIBER	TOTAL DE MARCHANDISE
	OTHER	114			114	AUTRE	BRIQUES,TUILES NDA
COMMODITY TOTAL		145			145		
GLASS BASIC PRODUCTS	GREEK			12	12	GRECQ	TOTAL DE MARCHANDISE
	LIBER	6			6	LIBER	OUVR.DE BASE EN VERRE
	OTHER	6			6	AUTPE	
COMMODITY TOTAL		12		12	24		
NON-MET.MIN.BASIC PROD	GER	2			2	ALL	TOTAL DE MARCHANDISE
MACHINERY NES	GER	3		1	4	ALL	PROD.MIN.NON-MET.BASE
	GREEK			1	1	GRECQ	MACHINES NDA
	OTHER	11	40		51	AUTRE	
COMMODITY TOTAL		14	40	2	56		
PASS.AUTOS AND CHASSIS	GER	1			1	ALL	TOTAL DE MARCHANDISE
RUBBER TIRES AND TUBES	GER	13			13	ALL	VOITURES PART.,CHASSIS
	OTHER	20			20	AUTRE	PNEUS, CHAMBRES A AIR
COMMODITY TOTAL		33			33		
EQUIPMENT MISC.	OTHER		1		1	AUTRE	TOTAL DE MARCHANDISE
PERSONAL,HSEHOLD GOODS	GER	31	6	2	39	ALL	MATERIEL DIVERS
	GREEK		2	4	4	GRECQ	ART.PERS.ET MENAGERS
	LIBER	18		4	24	LIBER	
	OTHER	121	62		183	AUTRE	
COMMODITY TOTAL		170	70	10	250		
FIREARMS,AMMUNITION	GER	279			279	ALL	TOTAL DE MARCHANDISE
	OTHER	11			11	AUTRE	ARMES A FEU,MUNITIONS
COMMODITY TOTAL		290			290		
CONTAINERS,CLOSURES	GER	31			31	ALL	TOTAL DE MARCHANDISE
	OTHER	434	54		488	AUTRE	CONTENEURS,FERMETURES
COMMODITY TOTAL		465	54		519		
MISC. END PRODUCTS NES	GER	12			12	ALL	TOTAL DE MARCHANDISE
	LIBER	3			3	LIBER	PRODUITS FINIS DIV.NDA
	OTHER	15	23		38	AUTRE	
COMMODITY TOTAL		30	23		53		
GENERAL CARGO	OTHER	2			2	AUTRE	TOTAL DE MARCHANDISE
							MARCHANDISES DIVERSES
COUNTRY/REGION TOTAL		15,242*	2,041*	247*	17,530*		TOTAL DE PAYS/REGION





TABLE 2. CARGOES UNLOADED AT CANADIAN PORTS FROM FOREIGN COUNTRIES.

TABLEAU 2. MARCHANDISES DECHARGEES DANS LES PORTS CANADIENS EN PROVENANCE DE PAYS ETRANGERS.

COUNTRY OF ORIGIN AND KIND OF CARGO	REGISTRY OF VESSEL	ATLANTIC ATLANTIQUE	GREAT LAKES GRANDS LACS	PACIFIC PACIFIQUE	TOTAL TOTAL	IMMATIC. DU NAVIRE	PAYS D'ORIGINE ET MARCHANDISE
<b>KENYA</b>	<b>CDNT.</b>						<b>KENYA</b>
	NETH			289	289	P.BAS	<b>SUITE</b>
	NORW	11,064	449		11,513	NORV	
	LIBER	903			903	LIBEP	
<b>COMMODITY TOTAL</b>		<b>13,900</b>	<b>449</b>	<b>289</b>	<b>14,638</b>		<b>TOTAL DE MARCHANDISE</b>
<b>TEA</b>	U K	4,290			4,290	R U	<b>THE</b>
	GREEK	92	11		103	GRECO	
	NETH			145	145	P.BAS	
	NORW	1,350	84		1,434	NORV	
	LIBER	561			561	LIBEP	
<b>COMMODITY TOTAL</b>		<b>6,293</b>	<b>95</b>	<b>145</b>	<b>6,533</b>		<b>TOTAL DE MARCHANDISE</b>
<b>SPICES</b>	NORW		18		18	NORV	<b>EPICES</b>
<b>MISC. FOOD PREP. NFS</b>	U K	1			1	R U	<b>DIV. PREP. ALIM. NDA</b>
<b>WOOL AND ANIMAL HAIR</b>	U K	148			148	R U	<b>LAINES, POILS D'ANIMAL</b>
	NORW		21		21	NORV	
<b>COMMODITY TOTAL</b>		<b>148</b>	<b>21</b>		<b>169</b>		<b>TOTAL DE MARCHANDISE</b>
<b>TEXTILE FIBRES NES</b>	NETH			84	84	P.BAS	<b>FIBRES TEXTILES NDA</b>
	NORW	320	736		1,056	NORV	
<b>COMMODITY TOTAL</b>		<b>320</b>	<b>736</b>	<b>84</b>	<b>1,140</b>		<b>TOTAL DE MARCHANDISE</b>
<b>JUTE WOVEN FABRICS</b>	U K	76			76	R U	<b>TISSUS DE JUTE</b>
	NORW	6			6	NORV	
<b>COMMODITY TOTAL</b>		<b>82</b>			<b>82</b>		<b>TOTAL DE MARCHANDISE</b>
<b>TEXTILE FAB. MTL NFS</b>	U K	29			29	R U	<b>OUVR. EN MAT. TEXT. NDA</b>
<b>AGRICULTURAL CHEMICALS</b>	NORW		73		73	NORV	<b>PROD. CHIM. AGRICOLES</b>
<b>CHEM. SPECIALTIES NES</b>	NETH			1	1	P.BAS	<b>PROD. CHIM. SPECIAUX NDA</b>
<b>SHIPS, AIRCRAFT, MIS. VEH</b>	U K	1			1	R U	<b>NAVIRES, AVIONS, VEH. DIV</b>
<b>PERSONAL, HSEHOLD GOODS</b>	U K	3			3	R U	<b>ART. PERS. ET MENAGERS</b>
	NETH			17	17	P.BAS	
	NORW	14	6		20	NORV	
<b>COMMODITY TOTAL</b>		<b>17</b>	<b>6</b>	<b>17</b>	<b>40</b>		<b>TOTAL DE MARCHANDISE</b>
<b>MISC. END PRODUCTS NES</b>	U K	2			2	R U	<b>PRODUITS FINIS DIV. NDA</b>
	NORW		1		1	NORV	
<b>COMMODITY TOTAL</b>		<b>2</b>	<b>1</b>		<b>3</b>		<b>TOTAL DE MARCHANDISE</b>
<b>GENERAL CARGO</b>	U K	240			240	R U	<b>MARCHANDISES DIVERSES</b>
	NETH			3	3	P.BAS	
	NORW	44	21		65	NORV	
	LIBER	16			16	LIBEP	
<b>COMMODITY TOTAL</b>		<b>300</b>	<b>21</b>	<b>3</b>	<b>324</b>		<b>TOTAL DE MARCHANDISE</b>
<b>COUNTRY/REGION TOTAL</b>		<b>21,116*</b>	<b>1,673*</b>	<b>542*</b>	<b>23,331*</b>		<b>TOTAL DE PAYS/REGION</b>
<b>MAURITIUS-DEP.</b>							<b>MAURICE ET DEP</b>
<b>RAW SUGAR</b>	U K	14,310	9,818		24,128	R U	<b>SUCRE BRUT</b>
	GREEK	18,334	12,473		30,807	GRECO	
	NETH	1,900	12,293		14,193	P.BAS	
	LIBER	20,650	11,316		31,966	LIBEP	
	OTHER	13,500			13,500	AUTRE	
<b>COMMODITY TOTAL</b>		<b>68,694*</b>	<b>45,900</b>		<b>114,594*</b>		<b>TOTAL DE MARCHANDISE</b>
<b>COUNTRY/REGION TOTAL</b>		<b>68,694*</b>	<b>45,900*</b>	<b>*</b>	<b>114,594*</b>		<b>TOTAL DE PAYS/REGION</b>
<b>NIGERIA</b>							<b>NIGERIA</b>
<b>COCOA AND CHOCOLATE</b>	U K	87			87	R U	<b>CACAO ET CHOCOLAT</b>
	LIBER	2,500			2,500	LIBEP	
	CAN	1,593			1,593	CAN	
	OTHER	440	401		841	AUTRE	
<b>COMMODITY TOTAL</b>		<b>4,620</b>	<b>401</b>		<b>5,021</b>		<b>TOTAL DE MARCHANDISE</b>
<b>SPICES</b>	U K	14			14	R U	<b>EPICES</b>
<b>OIL SEEDS, NUTS NES</b>	U K	815			815	R U	<b>GRAINES, NOIX OLEAG. NDA</b>
	LIBER	31,214			31,214	LIBEP	
<b>COMMODITY TOTAL</b>		<b>32,029</b>			<b>32,029</b>		<b>TOTAL DE MARCHANDISE</b>
<b>RUBBER, ALLIED GUMS, NAT</b>	U K	243			243	R U	<b>CAOUTCHOUC GOMMES NAT.</b>
<b>RUBBER FAB. MATERIALS</b>	U K	123			123	R U	<b>DEMI-PROD. CAOUTCHOUC</b>
<b>VEG. OILS, FATS NES</b>	LIBER	5,077	9,002		14,079	LIBEP	<b>HUIL. MAT. GRAS. VEG. NDA</b>
<b>PASS. AUTOS AND CHASSIS</b>	U K	1			1	R U	<b>VOITURES PART., CHASSIS</b>
<b>PERSONAL, HSEHOLD GOODS</b>	OTHER	25			25	AUTRE	<b>ART. PERS. ET MENAGERS</b>
<b>GENERAL CARGO</b>	OTHER	2			2	AUTRE	<b>MARCHANDISES DIVERSES</b>
<b>COUNTRY/REGION TOTAL</b>		<b>42,134*</b>	<b>9,403*</b>	<b>*</b>	<b>51,537*</b>		<b>TOTAL DE PAYS/REGION</b>
<b>REP. SO. AFRICA</b>							<b>REP. SUD-AFR.</b>
<b>CATTLE</b>	NORW		23		23	NORV	<b>BOVINS</b>
<b>CORN STARCH</b>	NETH			20	20	P.BAS	<b>FECULE DE MAIS</b>
<b>APPLES</b>	NORW	314			314	NORV	<b>POMMES</b>
<b>FRESH FRUITS, BERRIES</b>	U K	1,300			1,300	R U	<b>FRUITS, BAIES FRAIS</b>
	NORW	12,990			12,990	NORV	
	SWEON	3,100			3,100	SUEDE	
<b>COMMODITY TOTAL</b>		<b>17,390</b>			<b>17,390</b>		<b>TOTAL DE MARCHANDISE</b>
<b>DRIED FRUITS</b>	NORW	1,972	380		2,352	NORV	<b>FRUITS SECS</b>
<b>FRUIT JUICES</b>	NORW	163			163	NORV	<b>JUS DE FRUIT</b>
<b>FRUIT, PRES. NOT CANNED</b>	NORW	100			100	NORV	<b>CONS. FRUITS NON BOITE</b>
<b>FRUITS, PREP. CANNED</b>	NETH			105	105	P.BAS	<b>FRUITS PREP. EN BOITE</b>
	NORW	6,624	2,058		8,682	NORV	
<b>COMMODITY TOTAL</b>		<b>6,624</b>	<b>2,058</b>	<b>105</b>	<b>8,787</b>		<b>TOTAL DE MARCHANDISE</b>

TABLE 2. CARGOES UNLOADED AT CANADIAN PORTS FROM FOREIGN COUNTRIES.

TABLEAU 2. MARCHANDISES DECHARGEES DANS LES PORTS CANADIENS EN PROVENANCE DE PAYS ETRANGERS.

COUNTRY OF ORIGIN AND KIND OF CARGO	REGISTRY OF VESSEL	ATLANTIC ATLANTIQUE	GREAT LAKES GRANDS LACS	PACIFIC PACIFIQUE	TOTAL TOTAL	IMMATIC. DU NAVIRE	PAYS D'ORIGINE ET MARCHANDISE
REP. SO.AFRICA CONT.							REP. SUD-AFR. SUITE
VEGETABLES, FRESH	NORW	268			268	NORV	LEGUMES, FRAIS
VEGETABLES, FROZEN	NORW	12			12	NORV	LEGUMES, CONGELES
VEGETABLE PREP.NES	NORW	136			136	NORV	PREP. DE LEGUMES NDA
RAW SUGAR	U K	26,622			26,622	P U	SUCRE BRUT
	GREEK	14,269			14,269	GREQ	
	ITALY	26,875			26,875	ITAL	
	NETH	16,005			16,005	P.BAS	
	NORW	50,639	19,504		70,143	NORV	
	LIBER	17,871			17,871	LIBEP	
	OTHER	41,895	16,500		58,395	AUTRE	
COMMODITY TOTAL		194,176	36,004		230,180		TOTAL DE MARCHANDISE
COFFEE	NORW	380			380	NORV	CAFE
TEA	NETH			64	64	P.BAS	THE
	NORW	668	41		709	NORV	
COMMODITY TOTAL		668	41	64	773		TOTAL DE MARCHANDISE
SPICES	NORW	5			5	NORV	EPICES
MISC.FOOD PREP.NES	NETH			51	51	P.BAS	DIV.PREP.ALIM.NDA
	NORW	113	211		324	NORV	
COMMODITY TOTAL		113	211	51	375		TOTAL DE MARCHANDISE
CONC.COMPLETE FEEDS	NORW	5			5	NORV	CONC.,PROV.COMPLETES
WINES	NETH			269	269	P.BAS	VINS
	NORW	469	908		1,377	NORV	
COMMODITY TOTAL		469	908	269	1,646		TOTAL DE MARCHANDISE
DIST.ALCOHOLIC BEV.	NETH			81	81	P.BAS	BOISS.ALCOOL.DIST.
	NORW	615	364		979	NORV	
COMMODITY TOTAL		615	364	81	1,060		TOTAL DE MARCHANDISE
TOBACCO NES	NORW	35	43		78	NORV	TABACS NDA
OIL SEEDS,NUTS NES	NETH			3	3	P.BAS	GRAINES,NUIX OLEAG.NDA
	NORW	884			884	NORV	
COMMODITY TOTAL		884		3	887		TOTAL DE MARCHANDISE
NURSERY, GREENHSE STOCK	NORW	12			12	NORV	PROD.PEPINIERE, SERRE
RUBBER, ALLIED GUMS, NAT	NORW	63			63	NORV	CADUTCHOUQ GOMMES NAT.
WOOL AND ANIMAL HAIR	NORW	272	132		404	NORV	LAINE,POILS DANIMAL
TEXTILE FIBRES NES	NETH			56	56	P.BAS	FIBRES TEXTILES NDA
	NORW	160			160	NORV	
COMMODITY TOTAL		160		56	216		TOTAL DE MARCHANDISE
MANGANESE ORE	GREEK	1,000			1,000	GREQ	MINERAL DE MANGANESE
	NETH			26	26	P.BAS	
	NORW	3,358			3,358	NORV	
COMMODITY TOTAL		4,358		26	4,384		TOTAL DE MARCHANDISE
ORES AND CONC.NES	NORW	470			470	NORV	MINERAIS ET CONC.NDA
ASBESTOS	NORW	2,814			2,814	NORV	AMIANTE
STONE, CRUDE NES	NORW	6,430			6,430	NORV	PIERRE BRUTE NDA
CRUDE NON-MET.MIN.NES	NORW	2,138			2,138	NORV	MIN.NON-MET.BRUTS NDA
WASTE AND SCRAP NES	NORW	20			20	NORV	DECHETS ET REBUTS NDA
LEATHER	NORW	4			4	NORV	CUIP
VENEER, PLYWOOD	NORW	289	20		309	NORV	PLACAGES,CONTRE-PLAQ.
BLDG.PAPER AND BOARD	NORW	734			734	NORV	PLAQ.CONSTR.,PAP/CART.
CORDAGE, TWINE, ROPE	NORW	6			6	NORV	CORDAGE,FICELLE,CORDE
TEXTILE FAB.MTL NES	NORW	58	9		67	NORV	OUVR.FN MAT.TEXT.NDA
OILS, FATS, WAXES NES	GREEK		338		338	GREQ	HUIL.MAT.GRAS.CIRE NDA
	NETH			28	28	P.BAS	
	NORW	32	63		95	NORV	
COMMODITY TOTAL		32	401	28	461		TOTAL DE MARCHANDISE
METALLIC SALTS	NORW	446			446	NORV	SELS METALLIQUES
ORGANIC CHEMICALS NES	NORW	47			47	NORV	PROD.CHIM.ORGAN.NDA
DYESTUFF, PIGMENT, PAINT	NORW	8			8	NORV	MAT.COLOR.PIG. PEINTURE
CHEM.SPECIALTIES NES	NETH			33	33	P.BAS	PROD.CHIM.SPECTAUX NDA
	NORW	156			156	NORV	
COMMODITY TOTAL		156		33	189		TOTAL DE MARCHANDISE
FERRO-ALLOYS	GREEK	3,089			3,089	GREQ	FERRO-ALLIAGES
	NETH			236	236	P.BAS	
	NORW	7,126			7,126	NORV	
COMMODITY TOTAL		10,215		236	10,451		TOTAL DE MARCHANDISE
CASTINGS, FORGINGS	NORW		44		44	NORV	MOUL.PIECES FORGEES
BARNS AND RODS, STEEL	NORW	433			433	NORV	BARRES ET TIGES ACIER
PLATE & SHEET STEEL	NORW		31		31	NORV	TOLES,FEUILLES ACIER
STRUCTURAL SHAPES	NORW		106		106	NORV	PROFILES DE CONSTRUCT.
NON-FERROUS METALS NES	GREEK	2,576			2,576	GREQ	METAUX NON-FERREUX NDA
	NETH			50	50	P.BAS	
	NORW	798			798	NORV	
	SWEDN	142			142	SUEDE	
COMMODITY TOTAL		3,516		50	3,566		TOTAL DE MARCHANDISE
METAL FAB.BASIC PROD.	NETH			15	15	P.BAS	OUVR.DE BASE EN METAL
	NORW	78	43		121	NORV	
COMMODITY TOTAL		78	43	15	136		TOTAL DE MARCHANDISE
NON-MET.MIN.BASIC PROD	NORW	2,006			2,006	NORV	PROD.MIN.NON-MET.BASE
MISC.FABRICATED PROD.	NORW	20			20	NORV	OUVRAGES DIVERS
MACHINERY NES	NORW	95			95	NORV	MACHINES NDA
MOTOR VEHICLE ENGINES	NETH			1	1	P.BAS	MOTEURS DE VEH.AUTOM.
	NORW	147			147	NORV	
COMMODITY TOTAL		147		1	148		TOTAL DE MARCHANDISE
EQUIPMENT MISC.	NETH			1	1	P.BAS	MATERIEL DIVERS
	NORW	59	50		109	NORV	
COMMODITY TOTAL		59	50	1	110		TOTAL DE MARCHANDISE
PERSONAL, HOUSEHOLD GOODS	NETH			8	8	P.BAS	ART.PERS.ET MENAGERS

TABLE 2. CARGOES UNLOADED AT CANADIAN PORTS FROM FOREIGN COUNTRIES.

TABLEAU 2. MARCHANDISES DECHARGEES DANS LES PORTS CANADIENS EN PROVENANCE DE PAYS ETRANGERS.

COUNTRY OF ORIGIN AND KIND OF CARGO	REGISTRY OF VESSEL	ATLANTIC ATLANTIQUE	GREAT LAKES GRANDS LACS	PACIFIC PACIFIQUE	TOTAL TOTAL	IMMATIC. OU NAVIRE	PAYS D'ORIGINE ET MARCHANDISE
REP. SO. AFRICA CONT.							REP. SUD-ADR. SUITE
COMMODITY TOTAL	NORW	63	34		97	NORV	
PIREARMS, AMMUNITION	NORW	63	34	8	105		TOTAL DE MARCHANDISE
CONTAINERS, CLOSURES	NORW	20			20	NORV	ARMES A FEU, MUNITIONS
MISC. END PRODUCTS NES	NORW	25	43		68	NORV	CONTENEURS, FERMETURES
GENERAL CARGO	NORW	158	8		166	NORV	PRODUITS FINIS DIV. NDA
	GREEK	1			1	GRECQ	MARCHANDISES DIVERSES
	NETH			184	184	P.BAS	
COMMODITY TOTAL	NORW	142	332		474	NORV	
	NORW	143	332	184	659		TOTAL DE MARCHANDISE
COUNTRY/REGION TOTAL		259,824*	41,285*	1,231*	302,340*		TOTAL DE PAYS/REGION
TANZANIA							TANZANIE
FRUITS, PREP. CANNED	NORW	1			1	NORV	FRUITS PREP. EN BOITE
COFFEE	U K	435			435	R U	CAFE
	NORW		6		6	NORV	
COMMODITY TOTAL		435	6		441		TOTAL DE MARCHANDISE
TEA	U K	24			24	R U	THE
	GREEK	23			23	GRECQ	
	NORW	253	1		254	NORV	
COMMODITY TOTAL		300	1		301		TOTAL DE MARCHANDISE
SPICES	NETH			6	6	P.BAS	EPICES
TEXTILE FIBRES NES	NETH			379	379	P.BAS	FIBRES TEXTILES NDA
	NORW	1,812	3,673		5,485	NORV	
COMMODITY TOTAL		1,812	3,673	379	5,864		TOTAL DE MARCHANDISE
CORDAGE, TWINE, ROPE	U K	342			342	R U	CORDAGE, FICELLE, CORDE
	GREEK	1,187			1,187	GRECQ	
	NETH			1,883	1,883	P.BAS	
COMMODITY TOTAL		1,529		1,883	3,412		TOTAL DE MARCHANDISE
JUTE WOVEN FABRICS	GREEK		180		180	GRECQ	TISSUS DE JUTE
PERSONAL, HOUSEHOLD GOODS	NETH			1	1	P.BAS	ART. PERS. ET MENAGERS
	NORW	7	1		8	NORV	
COMMODITY TOTAL		7	1	1	9		TOTAL DE MARCHANDISE
GENERAL CARGO	U K	2			3	R U	MARCHANDISES DIVERSES
	GREEK	6			6	GRECQ	
	NORW	6	1		7	NORV	
COMMODITY TOTAL		15	1		16		TOTAL DE MARCHANDISE
COUNTRY/REGION TOTAL		4,099*	3,862*	2,269*	10,230*		TOTAL DE PAYS/REGION
BR. AFRICA NES							AFRIQUE BR. NDA
TEXTILE FAB. MTL NES	NORW	5			5	NORV	OUVR. EN MAT. TEXT. NDA
COUNTRY/REGION TOTAL		5*	*	*	5*		TOTAL DE PAYS/REGION
ALGERIA							ALGERIE
WINES	NORW	25			25	NORV	VINS
GENERAL CARGO	NORW	3			3	NORV	MARCHANDISES DIVERSES
COUNTRY/REGION TOTAL		28*	*	*	28*		TOTAL DE PAYS/REGION
ANGOLA							ANGOLA
COFFEE	NORW	5,690			5,690	NORV	CAFE
TEA	NORW	180			180	NORV	THE
MANGANESE ORE	U K	34,384			34,384	R U	MINERAIS DE MANGANESE
COUNTRY/REGION TOTAL		40,254*	*	*	40,254*		TOTAL DE PAYS/REGION
CAMEROON REP.							R. DU CAMEROON
SPICES	GREEK			1	1	GRECQ	EPICES
DIST. ALCOHOLIC BEV.	GREEK			34	34	GRECQ	BOISS. ALCOOL. DIST.
LUMBER AND TIMBER	OTHER	1,353			1,353	AUTRE	BOIS OEUVRE ET CHARP.
VENEER, PLYWOOD	U K	322			322	R U	PLACAGES, CONTRE-PLAQ.
MACHINERY NES	OTHER	62			62	AUTRE	MACHINES NDA
PERSONAL, HOUSEHOLD GOODS	U K	53			53	R U	ART. PERS. ET MENAGERS
	OTHER	4			4	AUTRE	
COMMODITY TOTAL		57			57		TOTAL DE MARCHANDISE
GENERAL CARGO	OTHER	50			50	AUTRE	MARCHANDISES DIVERSES
COUNTRY/REGION TOTAL		1,844*	*	35*	1,879*		TOTAL DE PAYS/REGION
CONGO-KINSHASA							CONGO-KINSHASA
FRUITS, PREP. CANNED	NORW	185			185	NORV	FRUITS PREP. EN BOITE
ORES AND CONC. NES	NORW	280			280	NORV	MINERAIS ET CONC. NDA
COUNTRY/REGION TOTAL		465*	*	*	465*		TOTAL DE PAYS/REGION
FR. AFRICA NES							AFRIQUE FR. NDA
COFFEE	NETH			28	28	P.BAS	CAFE





TABLE 2. CARGOES UNLOADED AT CANADIAN PORTS FROM FOREIGN COUNTRIES.

TABLEAU 2. MARCHANDISES DECHARGEES DANS LES PORTS CANADIENS EN PROVENANCE DE PAYS ETRANGERS.

COUNTRY OF ORIGIN AND KIND OF CARGO	REGISTRY OF VESSEL	ATLANTIC ATLANTIQUE	GREAT LAKES GRANDS LACS	PACIFIC PACIFIQUE	TOTAL TOTAL	IMMATIC. DU NAVIRE	PAYS D'ORIGINE ET MARCHANDISE
<b>MOZAMBIQUE</b>							<b>MOZAMBIQUE</b>
CORDAGE, TWINE, ROPE	NETH			789	789	P. BAS	SUITE
TEXTILE FAB. MTL NES	NORW	31			31	NORV	CORDAGE, FICELLE, CORDE
FERRD-ALLOYS	NORW	1,703			1,703	NORV	OUVR. EN MAT. TEXT. NDA
PLATE & SHEET STEEL	NORW	115			115	NORV	FERRD-ALLIAGES
ASBESTOS BASIC PROD.	NETH			50	50	P. BAS	TOLES, FEUILLES DACIFR
NON-MET. MIN. BASIC PROD	NORW	120			120	NORV	OUVR. DE BASE AMIANTE
PERSONAL, HSEHOLD GOODS	NETH			1	1	P. BAS	PROD. MIN. NON-MET. BASE
	NORW	37	9		46	NORV	ART. PERS. ET MENAGERS
COMMODITY TOTAL		37	9	1	47		TOTAL DE MARCHANDISE
CONTAINERS, CLOSURES	NORW	62		1	62	NORV	CONTENEURS, FERMETURES
MISC. END PRODUCTS NES	NORW	67			67	NORV	PRODUITS FINIS DIV. NDA
GENERAL CARGO	NORW	3	5		8	NORV	MARCHANDISES DIVERSES
	OTHER	94			94	AUTRE	
COMMODITY TOTAL		97	5		102		TOTAL DE MARCHANDISE
COUNTRY/REGION TOTAL		29,630*	14,199*	1,371*	45,200*		TOTAL DE PAYS/REGION
<b>PORT. AF. NES</b>							<b>AF. PORT. NDA</b>
WINES	ITALY	6			6	ITAL	VINS
DIST. ALCOHOLIC BEV.	ITALY		126		126	ITAL	BOISS. ALCOOL. DIST.
CRUDE PETROLEUM	U S A	27,389			27,389	E-U	PETROLEU BRUT
PERSONAL, HSEHOLD GOODS	ITALY		5		5	ITAL	ART. PERS. ET MENAGERS
COMMODITY TOTAL							TOTAL DE MARCHANDISE
COUNTRY/REGION TOTAL		27,395*	131*	*	27,526*		TOTAL DE PAYS/REGION
<b>SENEGAL</b>							<b>SENEGAL</b>
RAW SUGAR	LIBER	8,000			8,000	LIBER	SUCRE BRUT
TEXTILE FAB. MTL NES	NORW	2			2	NORV	OUVR. EN MAT. TEXT. NDA
PERSONAL, HSEHOLD GOODS	U K	1			1	R U	ART. PERS. ET MENAGERS
	NORW	1			1	NORV	
COMMODITY TOTAL		2			2		TOTAL DE MARCHANDISE
CONTAINERS, CLOSURES	NORW	11			11	NORV	CONTENEURS, FERMETURES
COUNTRY/REGION TOTAL		8,015*	*	*	8,015*		TOTAL DE PAYS/REGION
<b>SPANISH AFRICA</b>							<b>AFRIQUE ESPAG.</b>
GASOLINE	OTHER	17,619			17,619	AUTRE	ESSENCE
STRUCTURAL SHAPES	JAPAN		333		333	JAPON	PROFILES DE CONSTRUCT.
GENERAL CARGO	JAPAN		9		9	JAPON	MARCHANDISES DIVERSES
COMMODITY TOTAL							TOTAL DE MARCHANDISE
COUNTRY/REGION TOTAL		17,619*	342*	*	17,961*		TOTAL DE PAYS/REGION
<b>TUNISIA</b>							<b>TUNISIE</b>
PERSONAL, HSEHOLD GOODS	GREEK	10			10	GRECO	ART. PERS. ET MENAGERS
	ITALY	6			6	ITAL	
COMMODITY TOTAL		16			16		TOTAL DE MARCHANDISE
COUNTRY/REGION TOTAL		16*	*	*	16*		TOTAL DE PAYS/REGION
<b>CEYLON</b>							<b>CEYLAN</b>
NUTS, EXC. OIL NUTS NES	U K	239			239	R U	NOIX, SAUF CLEAG. NDA
	NORW	366			366	NORV	
	LIBER	43			43	LIBER	
COMMODITY TOTAL		648			648		TOTAL DE MARCHANDISE
TEA	U K	6,441			6,441	R U	THE
	NETH			136	136	P. BAS	
	NORW	213			213	NORV	
	LIBER	1,659			1,659	LIBER	
	JAPAN	11			11	JAPON	
	OTHER	4	4		274	AUTRE	
COMMODITY TOTAL		8,328	4	266	8,860		TOTAL DE MARCHANDISE
SPICES	U K	446		528	446	R U	EPICES
	NETH				9	P. BAS	
	NORW	40			46	NORV	
	LIBER	55			58	LIBER	
	JAPAN	17			17	JAPON	
COMMODITY TOTAL		558		18	576		TOTAL DE MARCHANDISE
OIL SEEDS, NUTS NES	U K	97			97	R U	GRAINES, NOIX D'LAG. NDA
RUBBER, ALLIED GUMS, NAT	U K	956			956	R U	CAOUTCHOUC GOMMES NAT.
	NORW	127			127	NORV	
	LIBER	356			356	LIBER	
	JAPAN	130	83		213	JAPON	
	OTHER	24	11		35	AUTRE	
COMMODITY TOTAL		1,593	94		1,687		TOTAL DE MARCHANDISE
TEXTILE FIBRES NES	LIBER	19			19	LIBER	FIBRES TEXTILES NDA
LEATHER	U K	4			4	R U	CUIR
	NORW	4			4	NORV	
COMMODITY TOTAL		8			8		TOTAL DE MARCHANDISE
RUBBER FAB. MATERIALS	NORW	1			1	NORV	DEMI-PROD. CAOUTCHOUC
WOOD FAB. MATERIALS	U K	56			56	R U	DEMI-PRODUITS EN BOIS
	LIBER	169			169	LIBER	

TABLE 2. CARGOES UNLOADED AT CANADIAN PORTS FROM FOREIGN COUNTRIES.

TABLÉAU 2. MARCHANDISES DÉCHARGÉES DANS LES PORTS CANADIENS EN PROVENANCE DE PAYS ÉTRANGERS.

COUNTRY OF ORIGIN AND KIND OF CARGO	REGISTRY OF VESSEL	ATLANTIC ATLANTIQUE	GREAT LAKES GRANDS LACS	PACIFIC PACIFIQUE	TOTAL TOTAL	IMMATIC. DU NAVIRE	PAYS D'ORIGINE ET MARCHANDISE
<b>CEYLON</b>							<b>CEYLAN</b>
COMMODITY TOTAL		225			225		SUITE
VEG.OILS,FATS NES	U K	176			176	R U	TOTAL DE MARCHANDISE
	NORW	496			496	NORV	HUIL.MAT.GRAS.VEG.NDA
COMMODITY TOTAL		672			672		TOTAL DE MARCHANDISE
EQUIPMENT MISC.	OTHER		20		20	AUTRE	MATERIEL DIVERS
PERSONAL,HOUSEHOLD GOODS	U K	38			38	R U	ART.PERS.ET MENAGERS
	NETH				3	P.BAS	
COMMODITY TOTAL		38			41		TOTAL DE MARCHANDISE
FIREARMS,AMMUNITION	U K	3			3	R U	ARMES A FEU,MUNITIONS
CONTAINERS,CLOSURES	NETH			203	203	P.BAS	CONTENEURS,FERMETURES
MISC. FND PRODUCTS NES	U K	34			34	R U	PRODUITS FINIS DIV.NDA
	NORW	1			1	NORV	
COMMODITY TOTAL		35			35		TOTAL DE MARCHANDISE
GENERAL CARGO	U K	276			276	R U	MARCHANDISES DIVERSES
	NORW			2	2	NORV	
	LIBER	4			4	LIBER	
	OTHER	2			2	AUTRE	
COMMODITY TOTAL		282		2	284		TOTAL DE MARCHANDISE
COUNTRY/REGION TOTAL		12,507*	118*	754*	13,379*		TOTAL DE PAYS/REGION
<b>HONG KONG</b>							<b>HONG-KONG</b>
FISH,SALTED OR CURED	GER			5	5	ALL	POISSON,SALE OU FUME
SHELL FISH,NES	NORW			24	24	NORV	MOLLUSQUES CRUST.NDA
	OTHER			2	2	AUTRE	
COMMODITY TOTAL				26	26		TOTAL DE MARCHANDISE
MACARONI,CEREAL PROD.	NORW		7		7	NORV	PATES ALIM.PROD.CEREAL
DRIED FRUITS	U K	5			5	R U	FRUITS SECS
	NETH		7		7	P.BAS	
COMMODITY TOTAL		5	7		12		TOTAL DE MARCHANDISE
FRUIT,PRES.NOT CANNED	NORW		7		7	NORV	CONS. FRUITS NON BOITE
	OTHER				3	AUTRE	
COMMODITY TOTAL			7		10		TOTAL DE MARCHANDISE
FRUITS, PREP. CANNED	JAPAN		45		45	JAPON	FRUITS PREP. EN BOITE
NUTS,EXC.OIL NUTS NES	NORW			46	46	NORV	NOIX,SAUF OLEAG.NDA
	OTHER	5			5	AUTRE	
COMMODITY TOTAL		5		46	51		TOTAL DE MARCHANDISE
VEGETABLES, DRIED	DENMK	5			5	DANMK	LEGUMES, SECS
VEGETABLE PREP.NES	DENMK	10			10	DANMK	PREP. DE LEGUMES NDA
	GREEK	21			21	GRECQ	
	JAPAN	23			23	JAPON	
	OTHER	36	9	5	50	AUTRE	
COMMODITY TOTAL		90	9	5	104		TOTAL DE MARCHANDISE
SUGAR PREPARATIONS	NORW				4	NORV	PREP. A BASE DE SUCRE
	OTHER	4			4	AUTRE	
COMMODITY TOTAL		4		4	8		TOTAL DE MARCHANDISE
TEA	DENMK	29			29	DANMK	THE
	NORW	3	2	1	6	NORV	
COMMODITY TOTAL		32	2	1	35		TOTAL DE MARCHANDISE
SPICES	U K	29	63		92	R U	EPICES
	NORW		6	96	102	NORV	
	LIBER	26			26	LIBER	
	JAPAN	9	12		22	JAPON	
	OTHER			5	5	AUTRE	
COMMODITY TOTAL		64	82	101	247		TOTAL DE MARCHANDISE
MISC.FOOD PREP.NES	U K	280	762	33	1,075	R U	DIV.PREP.ALIM.NDA
	DENMK	452		105	557	DANMK	
	GER		91	22	113	ALL	
	GREEK	67	150		217	GRECQ	
	ITALY	8			8	ITAL	
	NETH	98			98	P.BAS	
	NORW	22	58	1,151	1,231	NORV	
	LIBER	57			57	LIBER	
	JAPAN	143	364	136	643	JAPON	
	PANAM	33			33	PANAM	
	U S A			1,034	1,034	E-U	
	OTHER	23		33	56	AUTRE	
COMMODITY TOTAL		1,183	1,425	2,514	5,122		TOTAL DE MARCHANDISE
HAY,FORAGE,STRAW	NORW				12	NORV	FOIN,FOURRAGE,PAILLE
WINES	U K				1	R U	VINS
	NORW				7	NORV	
COMMODITY TOTAL					8		TOTAL DE MARCHANDISE
DIST.ALCOHOLIC BEV.	NORW				5	NORV	BOISS.ALCOOL.DIST.
CRUDE ANIMAL PROD.NES	NORW				33	NORV	PR.BRUTS ORIG.ANIM.NDA
SEEDS FOR SOWING NES	U K	11			11	R U	GRAINES DE SEMENCE NDA
	GREEK		11		11	GRECQ	
	NORW				8	NORV	
	JAPAN	7			7	JAPON	
	OTHER	10	15		25	AUTRE	
COMMODITY TOTAL		28	26	8	62		TOTAL DE MARCHANDISE
OIL SEEDS,NUTS NES	U K	455			455	R U	GRAINES,NOIX OLEAG.NDA
	DENMK	25			25	DANMK	
	GREEK	307			307	GRECQ	
	NORW			170	170	NORV	
	LIBER	73			73	LIBER	



TABLE 2. CARGOES UNLOADED AT CANADIAN PORTS FROM FOREIGN COUNTRIES.

TABLEAU 2. MARCHANDISES DECHARGEES DANS LES PORTS CANADIENS EN PROVENANCE DE PAYS ETRANGERS.

COUNTRY OF ORIGIN AND KIND OF CARGO	REGISTRY OF VESSEL	ATLANTIC ATLANTIQUE	GREAT LAKES GRANDS LACS	PACIFIC PACIFIQUE	TOTAL TOTAL	IMMATIC. DU NAVIRE	PAYS D'ORIGINE ET MARCHANDISE
HONG KONG	CONT.						HONG-KONG SUITE
COMMODITY TOTAL	U S A			35	35	F-U	
CRUDE VEG.PROD.NES	GREEK	860	2	205	1,065	GRECO	TOTAL DE MARCHANDISE PR.BRUTS OPIG.VEG.NDA
	LIBER	13			13	LIBER	
COMMODITY TOTAL		13	2		15		TOTAL DE MARCHANDISE FIBRES TEXTILES NDA
TEXTILE FIBRES NES	NETH		28		28	P.BAS	
	NORV			3	3	NORV	
	LIBER	26	20		46	LIBER	
	JAPAN		52		52	JAPON	
COMMODITY TOTAL		26	100	3	129		TOTAL DE MARCHANDISE DECHETS DE COTON,TEXT.
COTTON,TEXTILE WASTE	LIBER		83		83	LIBER	
	OTHER			25	25	AUTRE	
COMMODITY TOTAL			83	25	108		TOTAL DE MARCHANDISE CUIP
LEATHER	NORV			3	3	NORV	
RUBBER FAB.MATERIALS	JAPAN	18			18	JAPON	DEMI-PROD.CAOUTCHOUC
LUMBER AND TIMBER	U K	14			14	R U	BOIS D'OEUVRE ET CHARP.
	DENMK	25			25	DANMK	
	GER	30			30	ALL	
	NORV	19			19	NORV	
	JAPAN		32	19	51	JAPON	
	U S A			151	151	E-U	
	OTHER				429	AUTRE	
COMMODITY TOTAL		88	429	170	719		TOTAL DE MARCHANDISE PLACAGES,CONTRE-PLAQ.
VENEER,PLYWOOD	DENMK		461		461	DANMK	
	GER		529		529	ALL	
	LIBER			20	20	LIBER	
	U S A			25	25	E-U	
	OTHER			385	385	AUTRE	
COMMODITY TOTAL			529	474	1,003		TOTAL DE MARCHANDISE DEMI-PRODUITS EN BOIS
WOOD FAB.MATERIALS	NORV			9	9	NORV	
	JAPAN	126			126	JAPON	
	OTHER	40			40	AUTRE	
COMMODITY TOTAL		166		9	175		TOTAL DE MARCHANDISE CORDAGE,FICELLE,CORDE
CORDAGE,TWINE,ROPE	DENMK	2			2	DANMK	OUVR.EN MAT.TEXT.NDA
TEXTILE FAB.MTL NES	U K	387	94	56	537	R U	
	DENMK	500		81	581	DANMK	
	GER	30	26	29	85	ALL	
	GREEK	131			131	GRECO	
	ITALY	45			45	ITAL	
	NETH	125	6		131	P.BAS	
	NORV	44	9	1,752	1,805	NORV	
	LIBER	201	17	72	290	LIBER	
	JAPAN	470	32	441	943	JAPON	
	PANAM	28			28	PANAM	
	U S A			922	922	E-U	
	OTHER	292	8	79	379	AUTRE	
COMMODITY TOTAL		2,253	192	3,432	5,877		TOTAL DE MARCHANDISE HUIL,MAT.GRAS,CIRE NDA
OILS,FATS,WAXES NES	U K	16			16	R U	PROD.CHIM.ORGAN.NDA
ORGANIC CHEMICALS NES	U K	60			60	R U	
	NORV			60	60	NORV	
	JAPAN	1			1	JAPON	
	OTHER	68			68	AUTRE	
COMMODITY TOTAL		129		60	189		TOTAL DE MARCHANDISE CAOUTCHOUC SYNTHETIQUE
SYNTHETIC RUBBER	JAPAN		20		20	JAPON	MATIERES PLASTIQUES
PLASTIC MATERIALS	U K	7	50		57	R U	
	DENMK	11	77		88	DANMK	
	GER			3	3	ALL	
	NETH		100		100	P.BAS	
	NORV			265	265	NORV	
	JAPAN	114	63	3	180	JAPON	
	U S A			130	130	E-U	
	OTHER	29	9	52	90	AUTRE	
COMMODITY TOTAL		161	299	453	913		TOTAL DE MARCHANDISE PROFILES DE CONSTRUCT.
STRUCTURAL SHAPES	JAPAN	8			8	JAPON	FIL METALLIQUE
WIRE	NORV			14	14	NORV	ALUMINIUM
ALUMINIUM	GREEK	12			12	GRECO	
	JAPAN	8		4	12	JAPON	
	OTHER	2		1	3	AUTRE	
COMMODITY TOTAL		22		5	27		TOTAL DE MARCHANDISE OUVR.DE BASE EN METAL
METAL FAB.BASIC PROD.	U K	50	90	57	197	R U	
	DENMK	38		86	124	DANMK	
	GER			10	10	ALL	
	GREEK	8			8	GRECO	
	NETH	37			37	P.BAS	
	NORV	17	12	276	305	NORV	
	LIBER	38		488	526	LIBER	
	JAPAN	72	84	587	743	JAPON	
	PANAM	15			15	PANAM	
	OTHER	1,175	8	4	1,187	AUTRE	
COMMODITY TOTAL		1,450	194	1,508	3,152		TOTAL DE MARCHANDISE OUVR.DE BASE EN VERRE
GLASS BASIC PRODUCTS	U K	9			9	R U	
	OTHER	79			79	AUTRE	
COMMODITY TOTAL		88			88		TOTAL DE MARCHANDISE OUVRAGES DIVERS
MISC.FABRICATED PROD.	NORV			13	13	NORV	
	OTHER	112			112	AUTRE	
COMMODITY TOTAL		112		13	125		TOTAL DE MARCHANDISE

TABLE 2. CARGOES UNLOADED AT CANADIAN PORTS FROM FOREIGN COUNTRIES.

TABLÉAU 2. MARCHANDISES DECHARGÉES DANS LES PORTS CANADIENS EN PROVENANCE DE PAYS ÉTRANGERS.

COUNTRY OF ORIGIN AND KIND OF CARGO	REGISTRY OF VESSEL	ATLANTIC ATLANTIQUE	GREAT LAKES GRANDS LACS	PACIFIC PACIFIQUE	TOTAL TOTAL	IMMATIC. DU NAVIRE	PAYS D'ORIGINE ET MARCHANDISE
<b>HONG KONG</b>							<b>HONG-KONG</b>
CONT. MACHINERY NES	DENMK	25			25	DANMK	SUITE MACHINES NDA
	GER			3	3	ALL	
	OTHER	43			43	AUTRE	
COMMODITY TOTAL		68		3	71		TOTAL DE MARCHANDISE
MOTOR VEHICLE ENGINES	NORW			20	20	NORV	MOTEURS DE VEH.AUTOM.
ROAD MOTOR VEH. NES	NORW			7	7	NORV	VEH.AUTOM.ROUTTERS NDA
SHIPS, AIRCRAFT, MIS.VEH	NORW			9	9	NORV	NAVIRES, AVIONS, VEH.DIV
	U S A			13	13	E-U	
	OTHER		23		23	AUTRE	
COMMODITY TOTAL			23	22	45		TOTAL DE MARCHANDISE
EQUIPMENT MISC.	U K	50	43	17	110	R U	MATERIEL DIVERS
	DENMK	161		3	164	DANMK	
	GER			16	16	ALL	
	NORW	14		793	807	NORV	
	LIBER	1	5	6	12	LIBER	
	JAPAN	38	67	94	199	JAPON	
	U S A			542	542	E-U	
	OTHER	19	2	40	61	AUTRE	
COMMODITY TOTAL		283	117	1,511	1,911		TOTAL DE MARCHANDISE
PERSONAL, HOUSEHOLD GOODS	U K	2,067	87	28	2,182	R U	APT.PERS.ET MENAGERS
	DENMK	455	46	13	514	DANMK	
	GER	30	96	49	175	ALL	
	GREEK	157	190		347	GRECO	
	ITALY	178	40		218	ITAL	
	NETH	71	34		105	P.BAS	
	NORW	277	57	4,049	4,383	NORV	
	LIBER	163	9	533	705	LIBER	
	JAPAN	1,736	185	392	2,313	JAPON	
	PANAM	125		2	127	PANAM	
	U S A			1,963	1,963	E-U	
	OTHER	142	585	472	1,199	AUTRE	
COMMODITY TOTAL		5,401	1,329	7,501	14,231		TOTAL DE MARCHANDISE
CONTAINERS, CLOSURES	NORW		20	12	32	NORV	CONTENEURS,FERMETURES
	LIBER		48		48	LIBER	
	JAPAN			2	2	JAPON	
COMMODITY TOTAL			68	14	82		TOTAL DE MARCHANDISE
MISC. END PRODUCTS NES	U K	28		3	31	R U	PRODUITS FINIS DIV.NDA
	DENMK	51			51	DANMK	
	ITALY	56	20		76	ITAL	
	NORW	11		987	998	NORV	
	LIBER			39	39	LIBER	
	JAPAN	10		14	24	JAPON	
	U S A			73	73	E-U	
	OTHER	26	7	56	89	AUTRE	
COMMODITY TOTAL		182	27	1,172	1,381		TOTAL DE MARCHANDISE
GENERAL CARGO	U K	83	56		139	R U	MARCHANDISES DIVERSES
	DENMK	424			424	DANMK	
	GER	33	45	32	110	ALL	
	GREEK	88			88	GRECO	
	ITALY		82		82	ITAL	
	NETH		33	24	57	P.BAS	
	NORW	34	2	2,274	2,310	NORV	
	LIBER	90	221		311	LIBER	
	JAPAN	55	440		495	JAPON	
	U S A			173	173	E-U	
	OTHER	244	19	76	339	AUTRE	
COMMODITY TOTAL		1,051	898	2,579	4,528		TOTAL DE MARCHANDISE
<b>COUNTRY/REGION TOTAL</b>		<b>13,813*</b>	<b>5,952*</b>	<b>21,974*</b>	<b>41,739*</b>		<b>TOTAL DE PAYS/REGION</b>
<b>INDIA</b>							<b>INDOE</b>
SHELL FISH,NES	NORW	51			51	NORV	MOLLUSQUES CRUST.,NDA
	OTHER	34			34	AUTRE	
COMMODITY TOTAL		85			85		TOTAL DE MARCHANDISE
CEREALS UNMILLED,NES	NORW	14			14	NORV	CEREALES NON MOUL.,NDA
MACARONI,CERFAL PROD.	OTHER	34			34	AUTRE	PATES ALIM.PROD.CEREAL
FRESH FRUITS,BERRIES	OTHER	11			11	AUTRE	FRUITS, BAIES FRAIS
FRUITS, PREP. CANNED	NORW	18			18	NORV	FRUITS PREP. EN BOITE
PEANUTS	OTHER			17	17	AUTRE	CACAHUETES
NUTS, EXC.OIL NUTS NES	U K	933			933	R U	NOIX, SAUF OLEAG.NOA
	NETH			26	26	P.BAS	
	NORW	28		3	31	NORV	
	LIBER	204			204	LIBER	
	OTHER	243	418		661	AUTRE	
COMMODITY TOTAL		1,408	418	29	1,855		TOTAL DE MARCHANDISE
VEGETABLE PREP.NES	U K	3			3	R U	PREP. DE LEGUMES NDA
	NORW	6			6	NORV	
	OTHER			2	2	AUTRE	
COMMODITY TOTAL		9		2	11		TOTAL DE MARCHANDISE
RAW SUGAR	U K	1,581	8,711		10,292	R U	SUCRE BRUT
	LIBER	14,250			14,250	LIBER	
	OTHER	37,445			37,445	AUTRE	
COMMODITY TOTAL		53,276	8,711		61,987		TOTAL DE MARCHANDISE
COFFEE	U K	29			29	R U	CAFE
	OTHER	22			22	AUTRE	
COMMODITY TOTAL		51			51		TOTAL DE MARCHANDISE

TABLE 2. CARGOES UNLOADED AT CANADIAN PORTS FROM FOREIGN COUNTRIES.

TABLEAU 2. MARCHANDISES DECHARGEES DANS LES PORTS CANADIENS EN PROVENANCE DE PAYS ETRANGERS.

COUNTRY OF ORIGIN AND KIND OF CARGO	REGISTRY OF VESSEL	ATLANTIC ATLANTIQUE	GREAT LAKES GRANDS LACS	PACIFIC PACIFIQUE	TOTAL TOTAL	IMMTRIC. OU NAVIRE	PAYS D'ORIGINE ET MARCHANDISE
INDIA TEA	CONT.						INDE THE
	U K	4,327			4,327	R U	SUITE
	NETH			30	30	P.BAS	
	NORW	296		17	313	NORV	
	LIBER	955		11	966	LIBER	
	OTHER	175	4	48	227	AUTRE	
COMMODITY TOTAL SPICES		5,753	4	106	5,863		TOTAL DE MARCHANDISE EPICES
	U K	176			176	P U	
	NETH			34	34	P.BAS	
	NORW	621		11	632	NORV	
	LIBER	138			138	LIBER	
	JAPAN	5			5	JAPON	
	OTHER	68	24	46	138	AUTRE	
COMMODITY TOTAL MISC.FOOD PREP.NES		1,008	24	91	1,123		TOTAL DE MARCHANDISE DIV.PREP.ALIM.NDA
	U K	1			1	P U	
	NORW	223			223	NORV	
	JAPAN	1			1	JAPON	
	OTHER			16	16	AUTRE	
COMMODITY TOTAL SEEDS FOR SOWING NES		225		16	241		TOTAL DE MARCHANDISE GRAINES DE SEMENCE NDA
	NORW	19			19	NORV	
	LIBER			10	10	LIBER	
	OTHER	3		2	5	AUTRE	
COMMODITY TOTAL OIL SEEDS,NUTS NES		22		12	34		TOTAL DE MARCHANDISE GRAINES,NOIX OLEAG.NDA
	NETH			2	2	P.BAS	
	NORW	70			70	NORV	
	OTHER	70		1	71	AUTRE	
COMMODITY TOTAL RUBBER,ALLIED GUMS,NAT		140		3	143		TOTAL DE MARCHANDISE CAOUTCHOUC GOMMES NAT.
	U K	26			26	R U	
	NORW	178			178	NORV	
	OTHER	32	14		46	AUTRE	
COMMODITY TOTAL CRUDE VEG.PROD.NES		236	14		250		TOTAL DE MARCHANDISE PR.BRUTS ORIG.VEG.NDA
	NETH			4	4	P.BAS	
	NORW	860			860	NORV	
	OTHER	94			94	AUTRE	
COMMODITY TOTAL WOOL AND ANIMAL HAIR TEXTILE FIBRES NES		954		4	958		TOTAL DE MARCHANDISE LAINE,POILS ANIMAL FIBRES TEXTILES NDA
	U K	38			38	P U	
	U K	20			20	P U	
	NORW	330			330	NORV	
	JAPAN	20			20	JAPON	
	OTHER	165			165	AUTRE	
COMMODITY TOTAL ALUMINA,BAUXITE ORES MANGANESE ORE STONE,CRUDE NES		535			535		TOTAL DE MARCHANDISE MINERAIS ALUMINE,BAUX. MINERAI DE MANGANESE PIERRE BRUTE NDA
	GREEK	30,343			30,343	GRECQ	
	LIBER	22,862			22,862	LIBER	
	U K	84			84	R U	
	LIBER	28			28	LIBER	
COMMODITY TOTAL CRUDE NON-MET.MIN.NES COTTON,TEXTILE WASTE LEATHER		112			112		TOTAL DE MARCHANDISE MIN.NON-MET.BRUTS NDA DECHETS DE COTON,TEXT. CUIR
	U K	1			1	R U	
	NORW	187			187	NORV	
	U K	73			73	R U	
	NORW	4			4	NORV	
COMMODITY TOTAL RUBBER FAB.MATERIALS LUMBER AND TIMBER		77			77		TOTAL DE MARCHANDISE DEMI-PROD.CAOUTCHOUC BOIS D'OEUVRE ET CHARP.
	NORW	2			2	NORV	
	NORW	166			166	NORV	
	OTHER		1		1	AUTRE	
COMMODITY TOTAL JUTE WOVEN FABRICS		166	1		167		TOTAL DE MARCHANDISE TISSUS DE JUTE
	U K	14,369			14,369	R U	
	NETH			572	572	P.BAS	
	NORW			599	599	NORV	
	LIBER	2,569			2,569	LIBER	
	OTHER	1,228	149	462	1,839	AUTRE	
COMMODITY TOTAL TEXTILE FAB.MTL NES		18,166	149	1,623	19,938		TOTAL DE MARCHANDISE OUVR.EN MAT.TEXT.NDA
	U K	3,706			3,706	P U	
	NETH			175	175	P.BAS	
	NORW	2,129		129	2,258	NORV	
	LIBER	29		2	31	LIBER	
	JAPAN	123			123	JAPON	
	OTHER	643	30	253	926	AUTRE	
COMMODITY TOTAL OILS,FATS,WAXES NES INORGANIC CHEMS. NES		6,630	30	559	7,219		TOTAL DE MARCHANDISE HUIL,MAT.GRAS.CIRE NDA PROD.CHEM.INORG.NDA
	NETH			52	52	P.BAS	
	NORW	216			216	NORV	
	OTHER	341			341	AUTRE	
COMMODITY TOTAL ORGANIC CHEMICALS NES PLASTIC MATERIALS DYESTUFF,PIGMENT,PAINT		557			557		TOTAL DE MARCHANDISE PRDD.CHEM.ORGAN.NDA MATIERES PLASTIQUES MAT.COLOP. PIG. PEINTURE
	OTHER	341			341	AUTRE	
	NORW	13			13	NORV	
	NORW	7			7	NORV	
	OTHER	19	38		57	AUTRE	
COMMODITY TOTAL CASTINGS,FORGINGS BARS AND RODS,STEEL PLATE & SHEET STEEL STRUCTURAL SHAPES PIPES,TUBES:IRON,STEEL NON-FERROUS METALS NES METAL FAB.BASIC PROD.		26	38		64		TOTAL DE MARCHANDISE MOUL.PIECES FORGES BARRES ET TIGES ACIER TOLES,FEUILLES D'ACIER PROFILES DE CONSTRUCT. TUYAUX,TUBES:FER,ACIER METAUX NON-FERREUX NDA OUVR.DE BASE EN METAL
	NORW			15	15	NORV	
	OTHER	40			40	AUTRE	
	NORW	23			23	NORV	
	NORW	31			31	NORV	
	OTHER	7	6		13	AUTRE	
	OTHER			6	6	AUTRE	
	U K	1			1	R U	
	NORW	25			25	NORV	
	JAPAN	1			1	JAPON	
	OTHER			1	1	AUTRE	
COMMODITY TOTAL		27		1	28		TOTAL DE MARCHANDISE



TABLE 2. CARGOES UNLOADED AT CANADIAN PORTS FROM FOREIGN COUNTRIES.

TABLEAU 2. MARCHANDISES DECHARGEES DANS LES PORTS CANADIENS EN PROVENANCE DE PAYS ETRANGERS.

COUNTRY OF ORIGIN AND KIND OF CARGO	REGISTRY OF VESSEL	ATLANTIC ATLANTIQUE	GREAT LAKES GRANDS LACS	PACIFIC PACIFIQUE	TOTAL TOTAL	IMMATIC. DU NAVIRE	PAYS D'ORIGINE ET MARCHANDISE
<b>INDIA</b>							<b>INDE</b>
NON-MET. MIN. BASIC PROD	JAPAN	1			1	JAPON	PROD. MIN. NON-MET. BASE
MACHINERY NES	NORW	170		2	172	NORV	MACHINES NDA
	JAPAN	3			3	JAPON	
	OTHER	11	18		29	AUTRE	
COMMODITY TOTAL		184	18	2	204		TOTAL DE MARCHANDISE
PASS. AUTOS AND CHASSIS	NORW	6			6	NORV	VOITURES PART. CHASSIS
	OTHER			2	2	AUTRE	
COMMODITY TOTAL		6		2	8		TOTAL DE MARCHANDISE
BUSES AND CHASSIS	NORW	1			1	NORV	AUTOBUS ET CHASSIS
MOTOR VEHICLE ENGINES	NORW	1			1	NORV	MOTEURS DE VEH. AUTOM.
ROAD MOTOR VEH. NES	NORW	3			3	NORV	VEH. AUTOM. ROUTIERS NDA
SHIPS, AIRCRAFT, MIS. VEH	NORW	1			1	NORV	NAVIRES, AVIONS, VEH. DIV
	OTHER	23		3	26	AUTRE	
COMMODITY TOTAL		24		3	27		TOTAL DE MARCHANDISE
EQUIPMENT MISC.	NETH			3	3	P. BAS	MATERIEL DIVERS
	NORW	110			110	NORV	
	JAPAN	2			2	JAPON	
	OTHER	20	4	2	26	AUTRE	
COMMODITY TOTAL		132	4	5	141		TOTAL DE MARCHANDISE
PERSONAL, HOUSEHOLD GOODS	U K	1,110			1,110	R U	ART. PERS. ET MENAGERS
	NETH			92	92	P. BAS	
	NORW	1,669		191	1,860	NORV	
	LIBER	418		4	422	LIBER	
	JAPAN	1,896			1,896	JAPON	
	OTHER	327	45	365	737	AUTRE	
COMMODITY TOTAL		5,420	45	652	6,117		TOTAL DE MARCHANDISE
CONTAINERS, CLOSURES	U K	5,720			5,720	R U	CONTENEURS, FERMETURES
	NETH			603	603	P. BAS	
	NORW	1		289	290	NORV	
	OTHER			339	339	AUTRE	
COMMODITY TOTAL		5,721		1,231	6,952		TOTAL DE MARCHANDISE
MISC. END PRODUCTS NES	NETH			19	19	P. BAS	PRODUITS FINIS DIV. NDA
	NORW	1,511			1,511	NORV	
	LIBER			4	4	LIBER	
	JAPAN	1			1	JAPON	
	OTHER			19	19	AUTRE	
COMMODITY TOTAL		1,512		42	1,554		TOTAL DE MARCHANDISE
GENERAL CARGO	U K	297			297	R U	MARCHANDISES DIVERSES
	NETH			49	49	P. BAS	
	NORW	146		85	231	NORV	
	LIBER	51			51	LIBER	
	OTHER	50	24	14	88	AUTRE	
COMMODITY TOTAL		544	24	148	716		TOTAL DE MARCHANDISE
COUNTRY/REGION TOTAL		156,977*	9,486*	4,621*	171,084*		TOTAL DE PAYS/REGION
<b>MALAYSIA</b>							<b>MALAISIE</b>
FISH, FRESH OR FRDZEN	OTHER			11	11	AUTRE	POISSON, FRAIS OU CONG.
FISH, CANNED	OTHER			22	22	AUTRE	POISSON EN BOITES
MACARONI, CEREAL PROD.	NORW	1		21	22	NORV	PATES ALIM. PROD. CEREAL
	JAPAN	1,799			1,799	JAPON	
COMMODITY TOTAL		1,800		21	1,821		TOTAL DE MARCHANDISE
FRESH FRUITS, BERRIES	DENMK	266			266	DANMK	FRUITS, BAIES FRAIS
FRUITS, PREP. CANNED	OTHER			1,128	1,128	AUTRE	FRUITS PREP. EN BOITE
VEGETABLE PREP. NES	JAPAN			1	1	JAPON	PREP. DE LEGUMES NDA
SUGAR PREPARATIONS	LIBER		213		213	LIBER	PREP. A BASE DE SUCRE
TEA	OTHER	4			4	AUTRE	THE
SPICES	GREEK		5		5	GRECQ	EPICES
MISC. FOOD PREP. NES	NETH			1	1	P. BAS	DIV. PREP. ALIM. NDA
	NORW			16	16	NORV	
	OTHER			2	3	AUTRE	
COMMODITY TOTAL		1		19	20		TOTAL DE MARCHANDISE
OIL SEEDS, NUTS NES	NORW			2	2	NORV	GRAINES, NOIX OLEAG. NDA
RUBBER, ALLIED GUMS, NAT	U K		28		28	R U	CADUTCHOUX GOMMES NAT.
	DENMK	1,208			1,208	DANMK	
	GEP	66	83		149	ALL	
	GREEK	118	373		491	GRECQ	
	NETH	503	231	62	796	P. BAS	
	NORW	2,224		564	2,788	NORV	
	LIBER	161	794		955	LIBER	
	JAPAN	3,353	3,033	11	6,397	JAPON	
	OTHER	1,101	7,140	50	8,291	AUTRE	
COMMODITY TOTAL		8,734	11,682	687	21,103		TOTAL DE MARCHANDISE
LOGS	NETH			64	64	P. BAS	BILLES
	NORW			150	150	NORV	
	OTHER			46	46	AUTRE	
COMMODITY TOTAL				260	260		TOTAL DE MARCHANDISE
BOLTS, ROUND TIMBER	NORW			53	53	NORV	BILLOTS, BOIS RONDS
	OTHER			35	35	AUTRE	
COMMODITY TOTAL				88	88		TOTAL DE MARCHANDISE
ALUMINA, BAUXITE ORES	NORW	45,056			45,056	NORV	MINERAIS ALUMINE, BAUX.
	LIBER	109,440			109,440	LIBER	
COMMODITY TOTAL		154,496			154,496		TOTAL DE MARCHANDISE
ORES AND CONC. NES	NETH			6	6	P. BAS	MINERAIS ET CONC. NDA
LUMBER AND TIMBER	DENMK	125			125	DANMK	BOIS D'OEUVRE ET CHAPP.

TABLE 2. CARGOES UNLOADED AT CANADIAN PORTS FROM FOREIGN COUNTRIES.

TABEAU 2. MARCHANDISES DECHARGEES DANS LES PORTS CANADIENS EN PROVENANCE DE PAYS ETRANGERS.

COUNTRY OF ORIGIN AND KIND OF CARGO	REGISTRY OF VESSEL	ATLANTIC ATLANTIQUE	GREAT LAKES GRANDS LACS	PACIFIC PACIFIQUE	TOTAL TOTAL	IMMATIC. DU NAVIRE	PAYS D'ORIGINE ET MARCHANDISE
MALAYSIA	CONT.						MALAISIE SUITE
	GER		178		178	ALL	
	GREEK		68		68	GRECO	
	NETH			53	53	P.BAS	
	NORW	24		150	174	NORV	
	LIBER		283		283	LIBER	
	JAPAN	386		124	510	JAPON	
	OTHER	323	657	347	1,327	AUTRE	
COMMODITY TOTAL VENEER, PLYWOOD		858	1,186	674	2,718		TOTAL DE MARCHANDISE PLACAGES, CONTRE-PLAQ.
	U K		950		950	R U	
	DENMK	157			157	DANMK	
	GER	121			121	ALL	
	LIBER	120			120	LIBER	
	OTHER		156		156	AUTRE	
COMMODITY TOTAL WOOD FAB. MATERIALS		398	1,106		1,504		TOTAL DE MARCHANDISE DEMI-PRODUITS EN BOIS
TEXTILE FAB. MTL NES	DENMK	30			30	DANMK	OUVR. EN MAT. TEXT. NDA
	DENMK	18			18	DANMK	
	GREEK		8		8	GRECO	
	JAPAN	5			5	JAPON	
	OTHER			13	13	AUTRE	
COMMODITY TOTAL VEG. OILS, FATS NES		23	8	13	44		TOTAL DE MARCHANDISE HUIL. MAT. GRAS. VEG. NDA
	DENMK	1,699			1,699	DANMK	
	NORW	3,622	10,728		14,350	NORV	
	JAPAN	391	5,699		6,090	JAPON	
	OTHER		2,984		2,984	AUTRE	
COMMODITY TOTAL ORGANIC CHEMICALS NES		5,712	19,411		25,123		TOTAL DE MARCHANDISE PROD. CHIM. ORGAN. NDA
PLASTIC MATERIALS	NETH	120			120	P.BAS	MATIERES PLASTIQUES
FUEL OIL	DENMK	419			419	DANMK	MAZOUT
PRIMARY IRON, STEEL NES	JAPAN		527		527	JAPON	FER, ACIER PRIMAIR. NDA
PLATE & SHEET STEEL	GREEK	56			56	GRECO	TOLES, FEUILLES D'ACIER
	GER		262		262	ALL	
	NORW	210		6	216	NORV	
	OTHER		56		56	AUTRE	
COMMODITY TOTAL ZINC AND ALLOYS		210	318	6	534		TOTAL DE MARCHANDISE ZINC ET ALLIAGES
NON-FERROUS METALS NES	NORW			6	6	NORV	METAUX NON-FERREUX NDA
	U K		11		11	R U	
	GER	28			28	ALL	
	GREEK	45	599		644	GRECO	
	NORW			71	71	NORV	
	LIBER	90	378		468	LIBER	
	JAPAN	22	110		132	JAPON	
	OTHER		659		659	AUTRE	
COMMODITY TOTAL METAL FAB. BASIC PROD.		185	1,757	71	2,013		TOTAL DE MARCHANDISE OUVR. DE BASE EN METAL
	GREEK		8		8	GRECO	
	NORW			6	6	NORV	
COMMODITY TOTAL GLASS BASIC PRODUCTS			8		8		TOTAL DE MARCHANDISE OUVR. DE BASE EN VERRE
PASS. AUTOS AND CHASSIS	JAPAN	1			1	JAPON	VOITURES PART., CHASSIS
EQUIPMENT MISC.	OTHER	2			2	AUTRE	MATERIEL DIVERS
PERSONAL, HOUSEHOLD GOODS	NORW			3	3	NORV	ART. PERS. ET MENAGERS
	U K		1		1	R U	
	DENMK	2			2	DANMK	
	GREEK		19		19	GRECO	
	NETH			6	6	P.BAS	
	NORW	7		122	129	NORV	
	LIBER	4	1		5	LIBER	
	JAPAN	24			37	JAPON	
	PANAM				2	PANAM	
	OTHER				7	AUTRE	
COMMODITY TOTAL CONTAINERS, CLOSURES		37	21	150	208		TOTAL DE MARCHANDISE CONTENEURS, FERMETURES
GENERAL CARGO	NETH			29	29	P.BAS	MARCHANDISES DIVERSES
	DENMK	3			3	DANMK	
	GER	6			6	ALL	
	NORW			33	33	NORV	
	JAPAN	3			3	JAPON	
	OTHER	2			6	AUTRE	
COMMODITY TOTAL		14		37	51		TOTAL DE MARCHANDISE
COUNTRY/REGION TOTAL		173,365*	36,243*	3,240*	212,848*		TOTAL DE PAYS/REGION
PAKISTAN							PAKISTAN
SHELL FISH, NES	OTHER	4			4	AUTRE	MOLLUSQUES CRUST., NDA
CEREALS UNMILLED, NES	OTHER	5			5	AUTRE	CEREALES NON MOUL., NDA
DRIED FRUITS	OTHER	1			1	AUTRE	FRUITS SECS
VEGETABLE PREP. NES	OTHER	1			1	AUTRE	PREP. DE LEGUMES NDA
TEA	NORW			105	105	NORV	THE
	LIBER			95	95	LIBER	
	OTHER			66	66	AUTRE	
COMMODITY TOTAL SPICES				266	266		TOTAL DE MARCHANDISE EPICES
DIST. ALCOHOLIC BEV.	LIBER			6	6	LIBER	BOISS. ALCOOL. DIST.
RUBBER, ALLIED GUMS, NAT	U K	596			596	R U	CAOUTCHOUC GOMMES NAT.
	NETH			5	5	P.BAS	
	OTHER	11			11	AUTRE	
COMMODITY TOTAL TEXTILE FIBRES NES		11		5	16		TOTAL DE MARCHANDISE FIBRES TEXTILES NDA
RUBBER FAB. MATERIALS	U K	487			487	R U	DEMI-PROD. CAOUTCHOUC
JUTE WOVEN FABRICS	U K	17			17	R U	TISSUS DE JUTE
	U K	8,186			8,186	R U	

TABLE 2. CARGOES UNLOADED AT CANADIAN PORTS FROM FOREIGN COUNTRIES.

TABLEAU 2. MARCHANDISES DECHARGEES DANS LES PORTS CANADIENS EN PROVENANCE DE PAYS ETRANGERS.

COUNTRY OF ORIGIN AND KIND OF CARGO	REGISTRY OF VESSEL	ATLANTIC ATLANTIQUE	GREAT LAKES GRANDS LACS	PACIFIC PACIFIQUE	TOTAL TOTAL	IMMATIC. DU NAVIRE	PAYS D'ORIGINE ET MARCHANDISE
<b>PAKISTAN</b>	<b>CONT.</b>						<b>PAKISTAN</b>
	NETH			833	833	P.BAS	
	NORV			74	74	NORV	
	LIBER	725			725	LIBER	
COMMODITY TOTAL		8,911		907	9,818		TOTAL DE MARCHANDISE
TEXTILE FAB.MTL NES	U K	2,241			2,241	R U	OUVR.EN MAT.TEXT.NDA
	OTHER	1,177			1,177	AUTRE	
COMMODITY TOTAL		3,418			3,418		TOTAL DE MARCHANDISE
VEG.OILS,FATS NES	OTHER	10			10	AUTRE	HUIL.MAT.GRAS.VEG.NDA
PERSONAL,HSFHOLD GOODS	U K	31			31	R U	ART.PERS.ET MENAGERS
	NETH			56	56	P.BAS	
	NORV			9	9	NORV	
	OTHER	41			41	AUTRE	
COMMODITY TOTAL		72		65	137		TOTAL DE MARCHANDISE
CONTAINERS,CLOSURES	U K	1,600			1,600	R U	CONTENEURS,FERMETURES
	NETH			430	430	P.BAS	
	NORV			659	659	NORV	
COMMODITY TOTAL		1,600		1,089	2,689		TOTAL DE MARCHANDISE
MISC. END PRODUCTS NES	U K	2			2	R U	PRODUITS FINIS DIV.NDA
	OTHER	46			46	AUTRE	
COMMODITY TOTAL		48			48		TOTAL DE MARCHANDISE
GENERAL CARGO	U K	235			235	R U	MARCHANDISES DIVERSES
	NETH			4	4	P.BAS	
	LIBER	10			10	LIBER	
	OTHER	71			71	AUTRE	
COMMODITY TOTAL		316		4	320		TOTAL DE MARCHANDISE
COUNTRY/REGION TOTAL		15,497*	*	2,342*	17,839*		TOTAL DE PAYS/REGION
<b>SINGAPORE</b>							<b>SINGAPOUR</b>
MACARONI,CEREAL PROD.	DENMK	22			22	DANMK	PATES ALIM.PROD.CEREAL
	OTHER	68			68	AUTRE	
COMMODITY TOTAL		90			90		TOTAL DE MARCHANDISE
FRESH FRUITS,BERRIES	NETH		325		325	P.BAS	FRUITS, BATES FRAIS
	JAPAN	12	1,769		1,781	JAPON	
	OTHER	307		2,737	3,044	AUTRE	
COMMODITY TOTAL		319	2,094	2,737	5,150		TOTAL DE MARCHANDISE
FRUIT JUICES	NORV	10			10	NORV	JUS DE FRUIT
FRUIT,PRES.NOT CANNED	GER		56		56	ALL	CONS. FRUITS NON BOITE
	JAPAN		341		341	JAPON	
COMMODITY TOTAL			397		397		TOTAL DE MARCHANDISE
FRUITS, PREP. CANNED	DENMK	106			106	DANMK	FRUITS PREP. EN BOITE
	GREEK		28		28	GRECQ	
	NORV	1,776			1,776	NORV	
	LIBER	74			74	LIBER	
	JAPAN	603	633	638	1,874	JAPON	
	PANAM			576	576	PANAM	
	OTHER	278	260	3,071	3,609	AUTRE	
COMMODITY TOTAL		2,837	921	4,285	8,043		TOTAL DE MARCHANDISE
NUTS,EXC.OIL NUTS NES	OTHER		3		3	AUTRE	NOIX,SAUF OLEAG.NDA
MOLASSES, CRUDE	LIBER			7,000	7,000	LIBER	MELASSE, BRUTE
COFFEE	GREEK	95			95	GRECQ	CAFE
	NETH			17	17	P.BAS	
	NORV	33		41	74	NORV	
	LIBER	24			24	LIBER	
	OTHER	33			33	AUTRE	
COMMODITY TOTAL		185		58	243		TOTAL DE MARCHANDISE
TEA	OTHER	2			2	AUTRE	THE
SPICES	DENMK	49			49	DANMK	EPICES
	GER	35			35	ALL	
	GREEK	48	8		56	GRECQ	
	NETH		11		11	P.BAS	
	NORV	203		23	226	NORV	
	LIBER	158	294		452	LIBER	
	JAPAN	175	46	35	256	JAPON	
	OTHER	3	9	12	24	AUTRE	
COMMODITY TOTAL		671	368	70	1,109		TOTAL DE MARCHANDISE
MISC.FOOD PREP.NES	NORV	30		59	89	NORV	DIV.PREP.ALIM.NDA
	JAPAN	3	447		450	JAPON	
COMMODITY TOTAL		33	447	59	539		TOTAL DE MARCHANDISE
DIST.ALCOHOLIC BEV.	NORV				1	NORV	BOISS.ALCOOL.DIST.
CRUDE ANIMAL PROD.NES	GER				6	ALL	PR.BRUTS ORIG.ANIM.NDA
	NORV				4	NORV	
COMMODITY TOTAL				10	10		TOTAL DE MARCHANDISE
OIL SEEDS,NUTS NES	NORV			3	3	NORV	GRAINES,NOIX OLEAG.NDA
RUBBER,ALLIED GUMS,NAT	U K		231		231	R U	CAOUTCHOUC GOMMES NAT.
	DENMK	4,615			4,615	DANMK	
	GER	39	226		265	ALL	
	GREEK	97	50		147	GRECQ	
	NETH		1,253		1,253	P.BAS	
	NORV	1,897		1,202	3,099	NORV	
	LIBER	45	527		572	LIBER	
	JAPAN	8,577	6,568	90	15,235	JAPON	
	PANAM			40	40	PANAM	
	OTHER	640	6,915	182	7,737	AUTRE	
COMMODITY TOTAL		15,910	15,770	1,514	33,194		TOTAL DE MARCHANDISE



TABLE 2. CARGOES UNLOADED AT CANADIAN PORTS FROM FOREIGN COUNTRIES.

TABLEAU 2. MARCHANDISES DECHARGEES DANS LES PORTS CANADIENS EN PROVENANCE DE PAYS ETRANGERS.

COUNTRY OF ORIGIN AND KIND OF CARGO	REGISTRY OF VESSEL	ATLANTIC ATLANTIQUE	GREAT LAKES GRANDS LACS	PACIFIC PACIFIQUE	TOTAL TOTAL	IMMATIC. DU NAVIRE	PAYS D'ORIGINE ET MARCHANDISE
SINGAPORE CONT.							SINGAPOUR SUITE
CRUDE VEG. PROD. NES	GFP	58			58	ALL	PP. BRUTS ORIG. VEG. NDA
LOGS	NORW			149	149	NORV	BILLES
BOLTS, ROUND TIMBER	NORW	75			75	NORV	BILLOTS, BOIS RONDS
	OTHER			4	4	AUTRE	
COMMODITY TOTAL		75		4	79		TOTAL DE MARCHANDISE
TEXTILE FIBRES NES	OTHER	8			8	AUTPE	FIBRES TEXTILES NDA
ALUMINA, BAUXITE ORES	NORW	4,780			4,780	NORV	MINERAIS ALUMINE, BAUX.
COTTON, TEXTILE WASTE	DENMK	2			2	DANMK	DECHETS DE COTON, TEXT.
LUMBER AND TIMBER	U K		77		77	R U	BOIS D'OEUVRE ET CHARP.
	DENMK	37			37	DANMK	
	GER	116	355	17	488	ALL	
	GREEK	62	286		348	GRECO	
	NETH		262		262	P. BAS	
	NORW	29		341	370	NORV	
	LIBER	19	295		314	LIBER	
	JAPAN		695	11	706	JAPON	
	OTHER	292	1,919	190	2,401	AUTRE	
COMMODITY TOTAL		555	3,889	559	5,003		TOTAL DE MARCHANDISE
VEHICL. PLACED	U K		11		11	R U	PLACAGES, CONTRE-PLAQ.
	DENMK	665			665	DANMK	
	GER	249			249	ALL	
	GREEK	79			79	GRECO	
	NETH			95	95	P. BAS	
	NORW			16	16	NORV	
	LIBER	433	24		457	LIBER	
	OTHER	13	375	100	488	AUTRE	
COMMODITY TOTAL		1,439	410	211	2,060		TOTAL DE MARCHANDISE
WOOD, RAW MATERIALS	GER		18		18	ALL	DEMI-PRODUITS EN BOIS
	NORW			5	5	NORV	
	LIBER		68		68	LIBER	
	OTHER		22	29	51	AUTPE	
COMMODITY TOTAL			108	34	142		TOTAL DE MARCHANDISE
TEXTILE FAB. MAT. NES	DENMK	52			52	DANMK	OUVR. EN MAT. TEXT. NDA
	GER	12			12	ALL	
	NETH		10	9	19	P. BAS	
	NORW	49		190	239	NORV	
	LIBER	7			7	LIBER	
	JAPAN	62		35	97	JAPON	
	OTHER	25		15	40	AUTRE	
COMMODITY TOTAL		207	10	249	466		TOTAL DE MARCHANDISE
VEG. OILS, FATS NES	NORW	200		31	231	NORV	HUIL. MAT. GRAS. VEG. NDA
	OTHER		1		1	AUTRE	
COMMODITY TOTAL		200	1	31	232		TOTAL DE MARCHANDISE
PLASTIC MATERIALS	DENMK	890			890	DANMK	MATIERES PLASTIQUES
	OTHER	114			114	AUTRE	
COMMODITY TOTAL		1,004			1,004		TOTAL DE MARCHANDISE
COPPER AND ALLOYS	DENMK	14			14	DANMK	CUIVRE ET ALLIAGES
METAL FAB. BASIC PROD.	OTHER	7			7	AUTRE	OUVR. DE BASE EN METAL
MISC. FABRICATED PROD.	NORW			5	5	NORV	OUVRAGES DIVERS
	JAPAN			6	6	JAPON	
COMMODITY TOTAL				11	11		TOTAL DE MARCHANDISE
MACHINERY NES	NORW			2	2	NORV	MACHINES NDA
	JAPAN	2			2	JAPON	
COMMODITY TOTAL		2		2	4		TOTAL DE MARCHANDISE
PASS. AUTOS AND CHASSIS	OTHER			2	2	AUTRE	VOITURES PART., CHASSIS
MOTOR VEHICLE ENGINES	NORW			2	2	NORV	MOTEURS DE VEH. AUTOM.
SHIPS, AIRCRAFT, MIS. VEH	NETH			9	9	P. BAS	NAVIRES, AVIONS, VEH. DIV
	OTHER			8	8	AUTRE	
COMMODITY TOTAL				17	17		TOTAL DE MARCHANDISE
EQUIPMENT MISC.	DENMK	8			8	DANMK	MATERIEL DIVERS
	NORW			39	39	NORV	
	JAPAN	5			5	JAPON	
	OTHER			13	13	AUTRE	
COMMODITY TOTAL		13		52	65		TOTAL DE MARCHANDISE
PERSONAL, HOUSEHOLD GOODS	DENMK	68			68	DANMK	ART. PERS. ET MENAGERS
	GER			14	14	ALL	
	NETH			1	1	P. BAS	
	NORW	24		216	240	NORV	
	LIBER	15			15	LIBER	
	JAPAN	34		30	64	JAPON	
	OTHER	21	3	41	65	AUTRE	
COMMODITY TOTAL		162	3	302	467		TOTAL DE MARCHANDISE
CONTAINERS, CLOSURES	DENMK	30			30	DANMK	CONTENEURS, FERMETURES
	NETH			35	35	P. BAS	
	NORW			2	2	NORV	
COMMODITY TOTAL		30		37	67		TOTAL DE MARCHANDISE
MISC. SHIP PRODUCTS NES	DENMK	3			3	DANMK	PRODUITS FINIS DIV. NDA
	NORW			4	4	NORV	
	JAPAN	2			2	JAPON	
	OTHER	5		1	6	AUTRE	
COMMODITY TOTAL		10		5	15		TOTAL DE MARCHANDISE
GENERAL CARGO	DENMK	23			23	DANMK	MARCHANDISES DIVERSES
	GER	4	11	2	17	ALL	
	GREEK	11			11	GRECO	
	NORW			99	99	NORV	
	JAPAN	1			1	JAPON	

TABLE 2. CARGOES UNLOADED AT CANADIAN PORTS FROM FOREIGN COUNTRIES.

TABLEAU 2. MARCHANDISES DECHARGEES DANS LES PORTS CANADIENS EN PROVENANCE DE PAYS ETRANGERS.

COUNTRY OF ORIGIN AND KIND OF CARGO	REGISTRY OF VESSEL	ATLANTIC ATLANTIQUE	GREAT LAKES GRANDS LACS	PACIFIC PACIFIQUE	TOTAL TOTAL	IMMATIC. DU NAVIRE	PAYS D'ORIGINE ET MARCHANDISE
<b>SINGAPORE CONT.</b>							
COMMODITY TOTAL	OTHER	20 59	32 43	2 103	54 205	AUTRE	SINGAPOUR SUITE TOTAL DE MARCHANDISE
COUNTRY/REGION TOTAL		28,682*	24,464*	17,507*	70,653*		TOTAL DE PAYS/REGION
<b>CHINA, COMMUN.</b>							
FRESH FRUITS, BERRIES	U S A			31	31	E-U	CHINE, COMMUN. FRUITS, BAIES FRAIS
NUTS, EXC. OIL NUTS NES	GREEK			2,741	2,741	GREQC	NOIX, SAUF OLEAG. NDA
VEGETABLE PREP. NES	U K		130		130	R U	PREP. DE LEGUMES NDA
COMMODITY TOTAL	JAPAN		151		151	JAPON	TOTAL DE MARCHANDISE
TEA	U K		6		6	R U	THE
COMMODITY TOTAL	JAPAN		53		53	JAPON	TOTAL DE MARCHANDISE
MISC. FOOD PREP. NES	JAPAN	3	111		114	JAPON	DIV. PREP. ALIM. NDA
COMMODITY TOTAL	OTHER	3	111	23	137	AUTRE	TOTAL DE MARCHANDISE
OIL SEEDS, NUTS NES	OTHER			23	23	AUTRE	GRAINES, NOIX OLEAG. NDA
VENEER, PLYWOOD	U S A			970	970	E-U	PLACAGES, CONTRE-PLAQ.
TEXTILE FAB. MTL NES	JAPAN	52	1	59	59	JAPON	OUVR. EN MAT. TEXT. NDA
COMMODITY TOTAL	U S A			85	85	E-U	TOTAL DE MARCHANDISE
PLASTIC MATERIALS	U S A	52	1	85	138	E-U	MATIERES PLASTIQUES
GLASS BASIC PRODUCTS	U S A			14	14	E-U	OUVR. DE BASE EN VERRE
MACHINERY NES	JAPAN	8		46	46	JAPON	MACHINES NDA
PERSONAL, HOUSEHOLD GOODS	U K		38		38	R U	ART. PERS. ET MENAGERS
COMMODITY TOTAL	JAPAN	1,391	41		1,432	JAPON	TOTAL DE MARCHANDISE
MISC. END PRODUCTS NES	U S A			103	103	E-U	PRODUITS FINIS DIV. NDA
GENERAL CARGO	JAPAN	4	79	103	1,573	JAPON	MARCHANDISES DIVERSES
COMMODITY TOTAL	U K		10		4	R U	TOTAL DE MARCHANDISE
	GREEK			236	236	GREQC	
	JAPAN		284		284	JAPON	
COMMODITY TOTAL	OTHER		294	6	536	AUTRE	TOTAL DE MARCHANDISE
COUNTRY/REGION TOTAL		1,458*	825*	4,314*	6,597*		TOTAL DE PAYS/REGION
<b>INDONESIA</b>							
COFFEE	OTHER	5			5	AUTRE	INDONESIE CAFE
RUBBER, ALLIED GUMS, NAT	NORV	17			17	NORV	CAOUTCHOUC GOMMES NAT.
COMMODITY TOTAL	OTHER		107		107	AUTRE	TOTAL DE MARCHANDISE
TEXTILE FIBRES NES	OTHER	17	107		124	AUTRE	FIBRES TEXTILES NDA
ALUMINA, BAUXITE ORES	NORV	45,126			45,126	NORV	MINERALS ALUMINE, BAUX.
NICKEL-COPPER ORE	GER		2,938		2,938	ALL	MINER. DE CUIVRE-NICKEL
PERSONAL, HOUSEHOLD GOODS	DENMK	3			3	DANMK	ART. PERS. ET MENAGERS
COUNTRY/REGION TOTAL		45,227*	3,045*	*	48,272*		TOTAL DE PAYS/REGION
<b>JAPAN</b>							
MEAT AND MEAT PREP. NES	NORV	36			36	NORV	JAPON VIANDES ET PREP. NDA
COMMODITY TOTAL	U S A			16	16	E-U	
FISH, FRESH OR FROZEN	OTHER	7			7	AUTRE	TOTAL DE MARCHANDISE
FISH, SALTED OR CURED	U K	43		16	59	R U	POISSON, FRAIS OU CONG.
FISH, CANNED	DENMK	38			38	DANMK	
COMMODITY TOTAL	NORV	35			35	NORV	TOTAL DE MARCHANDISE
	JAPAN	18		47	47	JAPON	
	U S A			21	21	E-U	
COMMODITY TOTAL		91		123	214		TOTAL DE MARCHANDISE
	U S A			2	2	E-U	POISSON, SALE OU FUME
	U K	180	419		599	R U	POISSON EN BOITES
	DENMK	281			281	DANMK	
	GER	29	33	61	123	ALL	
	NORV		69		69	NORV	
	JAPAN	1,067	1,651	1,269	3,987	JAPON	
COMMODITY TOTAL	OTHER		11	48	59	AUTRE	TOTAL DE MARCHANDISE
SHELL FISH, NES		1,557	2,183	1,378	5,118		POISSON, MOLLUSQUES CRUST., NDA
COMMODITY TOTAL	U K	277	32		309	R U	
	DENMK	381	27		408	DANMK	
	GER	63			63	ALL	
	NORV	88			88	NORV	
	JAPAN	151		616	767	JAPON	
COMMODITY TOTAL	OTHER	960	59	32	1,667	AUTRE	TOTAL DE MARCHANDISE
BAKERY PROD. INC. FROZEN	LIBER			2	2	LIBER	PROD. BOUL., PROD. CONG.
APPLES	JAPAN			75	75	JAPON	POMMES
FRESH FRUITS, BERRIES	DENMK	6		10,233	10,239	DANMK	FRUITS, BAIES FRAIS
COMMODITY TOTAL	GER			3,544	3,544	ALL	
	JAPAN	47	150	54	251	JAPON	
	OTHER			7,675	7,675	AUTRE	
COUNTRY/REGION TOTAL		53	150	21,506	21,709		TOTAL DE MARCHANDISE

TABLE 2. CARGOES UNLOADED AT CANADIAN PORTS FROM FOREIGN COUNTRIES.

TABLEAU 2. MARCHANDISES DECHARGEES DANS LES PORTS CANADIENS EN PROVENANCE DE PAYS ETRANGERS.

COUNTRY OF ORIGIN AND KIND OF CARGO	REGISTRY OF VESSEL	ATLANTIC ATLANTIQUE	GREAT LAKES GRANDS LACS	PACIFIC PACIFIQUE	TOTAL TOTAL	IMMATIC. DU NAVIRE	PAYS D'ORIGINE ET MARCHANDISE
<b>JAPAN</b>							<b>JAPAN</b>
<b>CONT.</b>							<b>SUITE</b>
DRIED FRUITS	LIBER			2	2	LIBER	FRUITS SECS
FRUIT JUICES	GFR			35	35	ALL	JUS DE FRUIT
FRUIT, PRES. NOT CANNED	DENMK	53			53	DANMK	CONS. FRUITS NON BOITE
FRUITS, PREP. CANNED	U K	852			852	P U	FRUITS PREP. EN BOITE
	DENMK	557	28		585	DANMK	
	GER	8			8	ALL	
	NORW		10	35	45	NORV	
	JAPAN	77	60	221	358	JAPON	
	OTHER	13	26	11	50	AUTRE	
COMMODITY TOTAL		1,507	124	267	1,898		TOTAL DE MARCHANDISE
NUTS, EXC. OIL NUTS NES	U K			94	94	R U	NOIX, SAUF OLEAG. NOA
	GREEK		125		125	GRECQ	
	JAPAN			25	25	JAPON	
COMMODITY TOTAL			125	119	244		TOTAL DE MARCHANDISE
VEGETABLES, FRESH	DENMK	2			2	DANMK	LEGUMES, FRAIS
VEGETABLES, DRIED	JAPAN			12	12	JAPON	LEGUMES, SECS
	OTHER			2	2	AUTRE	
COMMODITY TOTAL				14	14		TOTAL DE MARCHANDISE
VEGETABLE PREP. NES	U K		213		213	R U	PREP. DE LEGUMES NOA
	DENMK	356			356	DANMK	
	LIBER			1	1	LIBER	
	JAPAN	30	56	33	119	JAPON	
	OTHER	27		6	33	AUTRE	
COMMODITY TOTAL		413	269	40	722		TOTAL DE MARCHANDISE
SUGAR PREPARATIONS	GER	15			15	ALL	PREP. A BASE DE SUCRE
	NORW	2	18		20	NORV	
	JAPAN			5	5	JAPON	
COMMODITY TOTAL		17	18	5	40		TOTAL DE MARCHANDISE
COCOA AND CHOCOLATE	U K	57			57	R U	CACAO ET CHOCOLAT
COFFEE	U K			26	26	R U	CAFE
	JAPAN			9	9	JAPON	
COMMODITY TOTAL				35	35		TOTAL DE MARCHANDISE
TEA	U K	6	51	34	91	R U	THE
	DENMK	50		3	53	DANMK	
	GREEK			2	2	GRECQ	
	JAPAN	26	19	71	116	JAPON	
	OTHER			10	10	AUTRE	
COMMODITY TOTAL		82	70	120	272		TOTAL DE MARCHANDISE
SPICES	U K		4		4	R U	EPICES
	GREEK	19	14		33	GRECQ	
COMMODITY TOTAL		19	18		37		TOTAL DE MARCHANDISE
MISC. FOOD PREP. NES	U K	279	247	67	593	R U	OIV. PREP. ALIM. NOA
	DENMK	1,399		1,906	3,305	DANMK	
	GER		26	21	47	ALL	
	GREEK	4	250	249	503	GRECQ	
	NORW	93	32	415	540	NORV	
	LIBER			13	13	LIBER	
	JAPAN	671	1,024	1,927	3,622	JAPON	
	PANAM			1	1	PANAM	
	U S A			152	152	E-U	
	OTHER	38	64	252	354	AUTRE	
COMMODITY TOTAL		2,484	1,643	5,003	9,130		TOTAL DE MARCHANDISE
GROUND CEREALS NES	DENMK	5			5	DANMK	CEREALES MOULUES NOA
	NORW	7			7	NORV	
	U S A			6	6	E-U	
COMMODITY TOTAL		12		6	18		TOTAL DE MARCHANDISE
CONC. COMPLETE FEEDS	DENMK	78			78	DANMK	CONC., PROV. COMPLETEES
	JAPAN		166	207	373	JAPON	
COMMODITY TOTAL		78	166	207	451		TOTAL DE MARCHANDISE
NON-ALCOHOLIC BEVERAGE	LIBER			14	14	LIBER	BOISSONS NON-ALCOOLIQ.
ALE, BEER, STOUT, PORTER	NORW			19	19	NORV	ALE, BIERE, STOUT, PORTER
	JAPAN			48	48	JAPON	
COMMODITY TOTAL				67	67		TOTAL DE MARCHANDISE
WINES	U K	12		4	16	R U	VINS
	JAPAN			21	21	JAPON	
COMMODITY TOTAL		12		25	37		TOTAL DE MARCHANDISE
FERM. ALCOHOLIC BEV.	U K			3	3	R U	BOISS. ALCOOL. FERME.
	OTHER			17	17	AUTRE	
COMMODITY TOTAL				20	20		TOTAL DE MARCHANDISE
DIST. ALCOHOLIC BEV.	JAPAN		10	56	66	JAPON	BOISS. ALCOOL. DIST.
	OTHER			21	21	AUTRE	
COMMODITY TOTAL			10	77	87		TOTAL DE MARCHANDISE
RAW HIDES AND SKINS	U K	2			2	R U	PEAUX ET CUIRS BRUT
	GER			21	21	ALL	
COMMODITY TOTAL		2		21	23		TOTAL DE MARCHANDISE
CRUDE ANIMAL PRD. NES	LIBER			1	1	LIBER	PR. BRUTS ORIG. ANIM. NOA
SEEDS FOR SOWING NES	LIBER			1	1	LIBER	GRAINES DE SEMENCE NOA
	JAPAN			2	2	JAPON	
COMMODITY TOTAL				3	3		TOTAL DE MARCHANDISE
NURSERY, GREENHSE STOCK	U K			3	3	R U	PROD. PEPINIERE, SERRE
	DENMK			50	50	DANMK	
	NORW			10	10	NORV	
	JAPAN			17	17	JAPON	
COMMODITY TOTAL				80	80		TOTAL DE MARCHANDISE



TABLE 2. CARGOES UNLOADED AT CANADIAN PORTS FROM FOREIGN COUNTRIES.

TABLEAU 2. MARCHANDISES DECHARGEES DANS LES PORTS CANADIENS EN PROVENANCE DE PAYS ETRANGERS.

COUNTRY OF ORIGIN AND KIND OF CARGO	REGISTRY OF VESSEL	ATLANTIC ATLANTIQUE	GREAT LAKES GRANOS LACS	PACIFIC PACIFIQUE	TOTAL TOTAL	IMMATIC. DU NAVIRE	PAYS D'ORIGINE ET MARCHANDISE
<b>JAPAN</b>							<b>JAPON</b>
<b>CONT. RUBBER, ALLIED GUMS, NAT</b>	U K	32			32	R U	<b>SUITE CAOUTCHOUC GOMMES NAT.</b>
	JAPAN	83			83	JAPON	
	OTHER			45	45	AUTRE	
<b>COMMODITY TOTAL</b>		<b>115</b>		<b>45</b>	<b>160</b>		<b>TOTAL DE MARCHANDISE PR. BRUTS ORIG. VEG. NDA</b>
<b>CRUDE VEG. PROD. NES</b>	GREEK			2	2	GRECQ	
	JAPAN	35	2	5	42	JAPON	
<b>COMMODITY TOTAL</b>		<b>35</b>	<b>2</b>	<b>7</b>	<b>44</b>		<b>TOTAL DE MARCHANDISE BILLOTS, BOIS RONDS MATIERES BOIS BRUT NDA FIBRES TEXTILES NDA</b>
<b>BOLTS, ROUND TIMBER</b>	DENMK	8			8	DANMK	
<b>CRUDE WOOD MTL. NES</b>	JAPAN			2	2	JAPON	
<b>TEXTILE FIBRES NES</b>	U K	85			85	R U	
	GER		200		200	ALL	
	GREEK		81		81	GRECQ	
	NETH		15		15	P. BAS	
	NORW	155	6		161	NORV	
	JAPAN			1	1	JAPON	
	OTHER	11			11	AUTRE	
<b>COMMODITY TOTAL</b>		<b>251</b>	<b>302</b>	<b>1</b>	<b>554</b>		<b>TOTAL DE MARCHANDISE MINERAL DE MANGANESE AMIANTE DECHETS DE COTON, TEXT.</b>
<b>MANGANESE ORE</b>	JAPAN			6	6	JAPON	
<b>ASBESTOS</b>	OTHER	16			16	AUTRE	
<b>COTTON, TEXTILE WASTE</b>	U K		16		16	R U	
	GER		37		37	ALL	
	NORW		68		68	NORV	
	LIBER			19	19	LIBER	
	JAPAN			2	2	JAPON	
	OTHER	16	189	149	354	AUTRE	
<b>COMMODITY TOTAL</b>		<b>16</b>	<b>310</b>	<b>170</b>	<b>496</b>		<b>TOTAL DE MARCHANDISE DECHETS ET REBUTS NDA CUIR</b>
<b>WASTE AND SCRAP NES</b>	U S A			8	8	E-U	
<b>LEATHER</b>	DENMK	21			21	DANMK	
	GREEK			24	24	GRECQ	
	NORW		40	8	48	NORV	
	JAPAN		52	81	133	JAPON	
	U S A			11	11	E-U	
<b>COMMODITY TOTAL</b>		<b>21</b>	<b>92</b>	<b>124</b>	<b>237</b>		<b>TOTAL DE MARCHANDISE DEMI-PROD. CAOUTCHOUC</b>
<b>RUBBER FAB. MATERIALS</b>	DENMK	84			84	DANMK	
	GER			14	14	ALL	
	GREEK	3		5	8	GRECQ	
	NORW			42	42	NORV	
	LIBER			3	3	LIBER	
	JAPAN	18	93	66	177	JAPON	
	U S A			12	12	E-U	
	OTHER	39		8	47	AUTRE	
<b>COMMODITY TOTAL</b>		<b>144</b>	<b>93</b>	<b>150</b>	<b>387</b>		<b>TOTAL DE MARCHANDISE BOIS D'OEUVRE ET CHARP.</b>
<b>LUMBER AND TIMBER</b>	DENMK	10		28	38	DANMK	
	GER	30	38		68	ALL	
	NORW		39		39	NORV	
	LIBER			1	1	LIBER	
	JAPAN	17	36	189	241	JAPON	
	OTHER		39	1,623	1,662	AUTRE	
<b>COMMODITY TOTAL</b>		<b>57</b>	<b>152</b>	<b>1,840</b>	<b>2,049</b>		<b>TOTAL DE MARCHANDISE PLACAGES, CONTRE-PLAQ.</b>
<b>VENEER, PLYWOOD</b>	U K	429		68	497	R U	
	DENMK	93	43	314	450	DANMK	
	GER	726	570	30	1,326	ALL	
	GREEK	430	517	352	1,299	GRECQ	
	NORW	145	1,503	1,635	3,283	NORV	
	LIBER	79		570	649	LIBER	
	JAPAN	1,338	157	2,250	3,745	JAPON	
	U S A			123	123	E-U	
	OTHER	929	451	2,833	4,213	AUTRE	
<b>COMMODITY TOTAL</b>		<b>4,169</b>	<b>3,241</b>	<b>8,175</b>	<b>15,585</b>		<b>TOTAL DE MARCHANDISE DEMI-PRODUITS EN BOIS</b>
<b>WOOD FAB. MATERIALS</b>	U K	37			37	R U	
	DENMK			13	13	DANMK	
	GER	29			29	ALL	
	GREEK	18	29		47	GRECQ	
	NORW	45		3	48	NORV	
	JAPAN	5		45	50	JAPON	
	U S A			16	16	E-U	
	OTHER	71		3	74	AUTRE	
<b>COMMODITY TOTAL</b>		<b>205</b>	<b>29</b>	<b>80</b>	<b>314</b>		<b>TOTAL DE MARCHANDISE PAPIER NDA</b>
<b>PAPER NES</b>	GREEK			3	3	GRECQ	
	NORW			20	20	NORV	
	JAPAN			116	116	JAPON	
	OTHER			18	18	AUTRE	
<b>COMMODITY TOTAL</b>				<b>157</b>	<b>157</b>		<b>TOTAL DE MARCHANDISE CARTON</b>
<b>PAPERBOARD</b>	U K	5			5	R U	
<b>BLDG, PAPER AND BOARD</b>	GREEK			7	7	GRECQ	
	OTHER	159	35	8	202	AUTRE	
<b>COMMODITY TOTAL</b>		<b>159</b>	<b>35</b>	<b>15</b>	<b>209</b>		<b>TOTAL DE MARCHANDISE CORDAGE, FICELLE, CORDE</b>
<b>CORDAGE, TWINE, ROPE</b>	DENMK	173			173	DANMK	
	JAPAN	7			7	JAPON	
<b>COMMODITY TOTAL</b>		<b>180</b>			<b>180</b>		<b>TOTAL DE MARCHANDISE OUVR. EN MAT. TEXT. NDA</b>
<b>TEXTILE FAB. MTL. NES</b>	U K	789	14	91	894	R U	
	DENMK	581	41	415	1,037	DANMK	
	GER	445	29	60	534	ALL	
	GREEK	104		891	995	GRECQ	
	NETH		29		29	P. BAS	
	NORW	134	44	1,168	1,346	NORV	

TABLE 2. CARGOES UNLOADED AT CANADIAN PORTS FROM FOREIGN COUNTRIES.

TABLEAU 2. MARCHANDISES DECHARGEES DANS LES PORTS CANADIENS EN PROVENANCE DE PAYS ETRANGERS.

COUNTRY OF ORIGIN AND KIND OF CARGO	REGISTRY OF VESSEL	ATLANTIC ATLANTIQUE	GREAT LAKES GRANDS LACS	PACIFIC PACIFIQUE	TOTAL TOTAL	INMATIC. DU NAVIRE	PAYS D'ORIGINE ET MARCHANDISE
JAPAN	CONT.						JAPON
	LIBER	111		2	113	LIBER	SUITE
	JAPAN	1,718	254	3,581	5,553	JAPON	
	U S A			581	581	E-U	
	OTHER	508		661	1,169	AUTRE	
COMMODITY TOTAL		4,390	411	7,450	12,251		TOTAL DE MARCHANDISE
FISH, MARINE ANIMAL OIL	U K			11	11	R U	HUIL. DE POISSON, AN. MAR
	OTHER		38		38	AUTRE	
COMMODITY TOTAL			38	11	49		TOTAL DE MARCHANDISE
VEG. OILS, FATS NES	OTHER	1		5	6	AUTRE	HUIL. MAT. GRAS. VEG. NDA
SULPHURIC ACID	DENMK	22			22	DANMK	ACIDE SULFURIQUE
	U S A			37	37	E-U	
	OTHER			10	10	AUTRE	
COMMODITY TOTAL		22		47	69		TOTAL DE MARCHANDISE
METALLIC SALTS	DENMK	198			198	DANMK	SELS METALLIQUES
	GER		32	20	52		
	JAPAN		16	497	513	JAPON	
	U S A			12	12	E-U	
	OTHER			774	774	AUTRE	
COMMODITY TOTAL		198	48	1,303	1,549		TOTAL DE MARCHANDISE
INORGANIC CHEMS. NES	U K	53			53	R U	PROD. CHIM. INORG. NDA
	DENMK	59			59	DANMK	
	GREEK			32	32	GRECO	
	NORW		39	18	57	NORV	
	LIBER			8	8	LIBER	
	JAPAN		145	7	152	JAPON	
	U S A			7	7	E-U	
	OTHER		195	40	235	AUTRE	
COMMODITY TOTAL		112	379	112	603		TOTAL DE MARCHANDISE
ORGANIC CHEMICALS NES	U K	313	1,539	84	1,936	R U	PROD. CHIM. ORGAN. NDA
	DENMK	244		10	254	DANMK	
	GER	225	28	46	299	ALL	
	GREEK	263	164	24	451	GRECO	
	NORW	592	32	1,394	2,018	NORV	
	LIBER	398		78	476	LIBER	
	JAPAN	1,373	953	223	2,549	JAPON	
	U S A			102	102	E-U	
	OTHER	1,249	36	2,018	3,303	AUTRE	
COMMODITY TOTAL		4,657	2,752	3,979	11,388		TOTAL DE MARCHANDISE
FERTILIZERS NES	JAPAN	104			104	JAPON	ENGRAIS CHIMIQUE NDA
	OTHER			123	123	AUTRE	
COMMODITY TOTAL		104		123	227		TOTAL DE MARCHANDISE
SYNTHETIC RUBBER	U K		53		53	R U	CAOUTCHOUC SYNTHETIQUE
	DENMK	261			261	DANMK	
	NORW	80			80	NORV	
	JAPAN	100	313		413	JAPON	
	OTHER		73		73	AUTRE	
COMMODITY TOTAL		441	439		880		TOTAL DE MARCHANDISE
PLASTIC MATERIALS	U K	135		54	189	R U	MATIERES PLASTIQUES
	DENMK	414		43	457	DANMK	
	GER	99	110	20	229	ALL	
	GREEK	71	213	166	450	GRECO	
	NORW	55	38	121	214	NORV	
	LIBER	13		2	15	LIBER	
	JAPAN	612	582	491	1,685	JAPON	
	U S A			171	171	E-U	
	OTHER	1,085	1,248	146	2,479	AUTRE	
COMMODITY TOTAL		2,484	2,191	1,214	5,889		TOTAL DE MARCHANDISE
WYETHING, PIGMENT, PAINT	NORW	6		4	10	NORV	MAT. COLOR. PIG. PEINTURE
	JAPAN	6	10		16	JAPON	
COMMODITY TOTAL		12	10	4	26		TOTAL DE MARCHANDISE
CHEM. SPECIALTIES NES	DENMK	60	42		102	DANMK	PROD. CHIM. SPECIAUX NDA
	GREEK			2	2	GRECO	
	NORW		6	2	8	NORV	
	OTHER		23	5	28	AUTRE	
COMMODITY TOTAL		60	71	9	140		TOTAL DE MARCHANDISE
PETROL, COAL PROD. NES	U K			1,569	1,569	R U	DERIVE PETR. CHARB. NDA
	OTHER			1	1	AUTRE	
COMMODITY TOTAL				1,570	1,570		TOTAL DE MARCHANDISE
FERRO-ALLOYS	U K	6			6	R U	FERRO-ALLIAGES
	DENMK	6			6	DANMK	
	JAPAN	17			17	JAPON	
COMMODITY TOTAL		29			29		TOTAL DE MARCHANDISE
PRIMARY IRON, STEEL NES	NORW	45			45	NORV	FER, ACIER PRIMAIR. NDA
	JAPAN		500		500	JAPON	
	OTHER			2,580	2,580	AUTRE	
COMMODITY TOTAL		45	500	2,580	3,125		TOTAL DE MARCHANDISE
CASTINGS, FORGINGS	JAPAN		500		500	JAPON	MOUL. PIECES FORGEES
BARS AND RODS, STEEL	U K	100	496		596	R U	BARRES ET TIGES ACIER
	DENMK	24	724		748	DANMK	
	GER	284			284	ALL	
	GREEK	138	614		752	GRECO	
	NORW	79	11		90	NORV	
	LIBER	2,832			2,832	LIBER	
	JAPAN	148	279	19,287	19,714	JAPON	
	U S A			9	9	E-U	
	OTHER	1,365	2,373	16,584	20,322	AUTRE	
COMMODITY TOTAL		4,970	4,497	35,880	45,347		TOTAL DE MARCHANDISE

TABLE 2. CARGOES UNLOADED AT CANADIAN PORTS FROM FOREIGN COUNTRIES.

TABLEAU 2. MARCHANDISES DECHARGEES DANS LES PORTS CANADIENS EN PROVENANCE DE PAYS ETRANGERS.

COUNTRY OF ORIGIN AND KIND OF CARGO	REGISTRY OF VESSEL	ATLANTIC ATLANTIQUE	GREAT LAKES GRANDS LACS	PACIFIC PACIFIQUE	TOTAL TOTAL	IMMATIC. DU NAVIRE	PAYS D'ORIGINE ET MARCHANDISE
JAPAN CONT. PLATE & SHEET STEEL	U K	801	1,463	160	2,424	R U	JAPON
	DENMK	233	271	46	550	DANMK	SUITE TOLES, FEUILLES D'ACIER
	GER	1,178	2,196		3,374	ALL	
	GREEK	88		97	185	GRECO	
	ITALY		9,024		9,024	ITAL	
	NETH		249		249	P.BAS	
	NORW	57	597	146	800	NORV	
	LIBER	5,928	3,839		9,767	LIBER	
	JAPAN	747	2,574	48,771	52,092	JAPON	
	U S A			543	543	E-U	
OTHER	98	2,891	40,982	43,971	AUTRE		
COMMODITY TOTAL STRUCTURAL SHAPES		9,130	23,104	90,745	122,979		TOTAL DE MARCHANDISE PROFILES DE CONSTRUCT.
COMMODITY TOTAL RAILS & TRACK MATERIAL PIPES, TUBES: IRON, STEEL	U K	219	512		731	R U	
	DENMK		52		52	DANMK	
	GER		746		985	ALL	
	GREEK	44	50	239	94	GRECO	
	NORW	113	638	123	874	NORV	
	LIBER	9,090	5,984		14,074	LIBER	
	JAPAN	1,742	3,556	25,487	30,785	JAPON	
	U S A			6	6	E-U	
	OTHER	127	254	19,897	20,278	AUTRE	
	COMMODITY TOTAL		10,335	11,792	45,752	67,879	
COMMODITY TOTAL WIRE	JAPAN		251		251	JAPON	
	U K	183		827	1,010	R U	
	DENMK	301			301	DANMK	
	GREEK	813			813	GRECO	
	NORW	249	347	8	604	NORV	
	LIBER	392	1,067		1,459	LIBER	
	JAPAN	1,587	1,469	34,773	37,829	JAPON	
	PANAM			4,061	4,061	PANAM	
	U S A			115	115	E-U	
	OTHER	83	92	13,412	13,587	AUTRE	
COMMODITY TOTAL		3,608	2,975	53,196	59,779		TOTAL DE MARCHANDISE FIL METALLIQUE
COMMODITY TOTAL ALUMINIUM	U K	253		215	468	R U	
	DENMK	25		65	90	DANMK	
	GER	45		34	79	ALL	
	GREEK	10	848	131	989	GRECO	
	NETH		76		76	P.BAS	
	NORW	200	206	378	784	NORV	
	LIBER	59	1,803		1,862	LIBER	
	JAPAN	540	559	3,237	4,326	JAPON	
	U S A			419	419	E-U	
	OTHER	74	240	2,648	2,962	AUTRE	
COMMODITY TOTAL		1,206	3,732	7,127	12,065		TOTAL DE MARCHANDISE ALUMINIUM
COMMODITY TOTAL COPPER AND ALLOYS	U K	47		174	221	R U	
	DENMK	62			62	DANMK	
	GER	22		35	57	ALL	
	GREEK	6			6	GRECO	
	NORW	5	36	57	98	NORV	
	LIBER	3			3	LIBER	
	JAPAN	170	16	94	280	JAPON	
	U S A			33	33	E-U	
	OTHER			19	19	AUTRE	
	COMMODITY TOTAL		315	52	412	779	
COMMODITY TOTAL ZINC AND ALLOYS	U K	5		49	54	R U	
	GREEK	3			3	GRECO	
	NORW		38	51	89	NORV	
COMMODITY TOTAL NON-FERROUS METALS NES	JAPAN	27		31	58	JAPON	
	OTHER		39	45	84	AUTRE	
		35	77	176	288		TOTAL DE MARCHANDISE ZINC ET ALLIAGES
COMMODITY TOTAL METAL FAB. BASIC PROD.	GREEK			1	1	GRECO	
	NORW		7		7	NORV	
			7	1	8		TOTAL DE MARCHANDISE METAUX NON-FERREUX NDA
COMMODITY TOTAL BRICKS, TILES NES	DENMK	50			50	DANMK	
	NORW			39	39	NORV	
	JAPAN		56	13	69	JAPON	
	U K	50	56	52	158		TOTAL DE MARCHANDISE OUVR. DE BASE EN METAL
	DENMK	884	5,372	237	6,493	R U	
	GER	1,292	816	161	2,269	DANMK	
	GREEK	339	793	153	1,285	ALL	
	NETH	290	2,080	1,075	3,445	GRECO	
	NORW		55		55	P.BAS	
	LIBER	778	702	2,273	3,753	NORV	
JAPAN	67		463	530	LIBER		
U S A	1,943	5,144	11,517	18,604	JAPON		
OTHER	3,111	610	240	240	E-U		
COMMODITY TOTAL		8,704	15,572	25,172	49,448		TOTAL DE MARCHANDISE BRIQUES, TUILLES NDA
COMMODITY TOTAL GLASS BASIC PRODUCTS	DENMK	114	15		129	DANMK	
	GER		206		206	ALL	
	JAPAN	108	331	81	520	JAPON	
OTHER	32			32	AUTRE		
COMMODITY TOTAL		254	552	81	887		TOTAL DE MARCHANDISE OUVR. DE BASE EN VERRE
COMMODITY TOTAL	U K	51		10	61	R U	
	DENMK			261	261	DANMK	
	GER	9			9	ALL	



TABLE 2. CARGOES UNLOADED AT CANADIAN PORTS FROM FOREIGN COUNTRIES.

TABLEAU 2. MARCHANDISES DECHARGEES DANS LES PORTS CANADIENS EN PROVENANCE DE PAYS ETRANGERS.

COUNTRY OF ORIGIN AND KIND OF CARGO	REGISTRY OF VESSEL	ATLANTIC ATLANTIQUE	GREAT LAKES GRANDS LACS	PACIFIC PACIFIQUE	TOTAL TOTAL	IMMATIC. DU NAVIRE	PAYS D'ORIGINE ET MARCHANDISE
JAPAN	CONT.						JAPON
	GRFEK			632	632	GRECO	
	NORW	10		833	843	NORV	
	JAPAN	60	83	1,196	1,339	JAPON	
	U S A			196	196	E-U	
	OTHER	100			100	AUTRE	
COMMODITY TOTAL ASBESTOS BASIC PROD.		230	83	3,128	3,441		TOTAL DE MARCHANDISE OUVR. DE BASE AMIANTE
	LIBER			1,063	1,063	LIBER	
	JAPAN			554	554	JAPON	
	OTHER			224	224	AUTRE	
COMMODITY TOTAL CEMENT				1,841	1,841		TOTAL DE MARCHANDISE CEMENT
	GREEK			639	639	GRECO	
	JAPAN			2,427	2,427	JAPON	
	OTHER			324	324	AUTRE	
COMMODITY TOTAL CEMENT BASIC PROD. NON-MET. MIN. BASIC PROD				3,390	3,390		TOTAL DE MARCHANDISE OUVR. DE BASE CIMENT PROD. MIN. NON-MET. BASE
	JAPAN			304	304	JAPON	
	U K	181	30	42	253	R U	
	DENMK	695		4	699	DANMK	
	GER	465	67	32	564	ALL	
	GREEK	143	42	132	317	GRECO	
	NORW	40		447	487	NORV	
	LIBER	11			11	LIBER	
	JAPAN	684	582	1,218	2,484	JAPON	
	U S A			24	24	E-U	
	OTHER	694	125	606	1,425	AUTRE	
COMMODITY TOTAL MISC. FABRICATED PROD.		2,913	846	2,505	6,264		TOTAL DE MARCHANDISE OUVRAGES DIVERS
	U K	184	579	647	1,410	R U	
	DENMK	1,884		68	1,952	DANMK	
	GER	61	200	14	275	ALL	
	GREEK	54	913	231	1,198	GRECO	
	NORW	110	237	459	806	NORV	
	LIBER			1	1	LIBER	
	JAPAN	769	1,923	1,000	3,692	JAPON	
	U S A			298	298	E-U	
	OTHER	1,849	977	759	3,585	AUTRE	
COMMODITY TOTAL TRACTORS		4,911	4,829	3,477	13,217		TOTAL DE MARCHANDISE TRACTEURS
	U K			7	7	R U	
	DENMK	41			41	DANMK	
	NORW		48	31	79	NORV	
	LIBER	3			3	LIBER	
	JAPAN	51	45	213	309	JAPON	
	U S A			57	57	E-U	
COMMODITY TOTAL MACHINERY NES		95	93	308	496		TOTAL DE MARCHANDISE MACHINES NOA
	U K	442		688	1,130	R U	
	DENMK	674		180	854	DANMK	
	GER	314	268	162	744	ALL	
	GREEK	233	48	2,378	2,659	GRECO	
	NORW	172	79	1,499	1,750	NORV	
	LIBER	119		758	877	LIBER	
	JAPAN	989	201	3,976	5,166	JAPON	
	PANAM			772	772	PANAM	
	U S A			560	560	E-U	
	OTHER	250	183	3,398	3,831	AUTRE	
COMMODITY TOTAL RAILWAY ROLLING STOCK PASS. AUTOS AND CHASSIS		3,193	779	14,371	18,343		TOTAL DE MARCHANDISE MAT. ROUL. DE CH. DE FER VOITURES PART., CHASSIS
	NORW		52		52	NORV	
	U K			779	779	R U	
	DENMK			315	315	DANMK	
	GER	86		1,679	1,765	ALL	
	GREEK	1,465		9,695	11,160	GRECO	
	NETH			733	733	P. BAS	
	NORW	531	2,103	868	3,502	NORV	
	SWEDN			871	871	SUEDE	
	LIBER	3,021	1,128	7,274	11,423	LIBER	
	JAPAN	2,855	494	13,673	17,022	JAPON	
	PANAM	248		2,359	2,607	PANAM	
	OTHER	1,190		7,131	8,321	AUTRE	
COMMODITY TOTAL TRUCKS AND CHASSIS		9,396	3,725	45,377	58,498		TOTAL DE MARCHANDISE CAMIONS ET CHASSIS
	JAPAN			4	4	JAPON	
	OTHER			11	11	AUTRE	
COMMODITY TOTAL MOTOR VEHICLE ENGINES				15	15		TOTAL DE MARCHANDISE MOTEURS DE VEH. AUTOM.
	U K	242		211	453	R U	
	DENMK	29		136	165	DANMK	
	GER	7		37	44	ALL	
	GREEK	187	89	589	865	GRECO	
	NORW	20	43	365	428	NORV	
	LIBER	21		26	47	LIBER	
	JAPAN	1,516	76	1,770	3,362	JAPON	
	U S A			38	38	E-U	
	OTHER	177	39	577	793	AUTRE	
COMMODITY TOTAL ROAD MOTOR VEH. NES		2,199	247	3,749	6,195		TOTAL DE MARCHANDISE VEH. AUTOM. ROUTIERS NOA
	U K	56		1,064	1,120	R U	
	DENMK	68		10	78	DANMK	
	GER		22	65	87	ALL	
	GREEK			2,057	2,057	GRECO	
	ITALY			342	342	ITAL	
	NORW			960	960	NORV	
	LIBER	135		6	141	LIBER	

TABLE 2. CARGOES UNLOADED AT CANADIAN PORTS FROM FOREIGN COUNTRIES.

TABLEAU 2. MARCHANDISES DECHARGEES DANS LES PORTS CANADIENS EN PROVENANCE DE PAYS ETRANGERS.

COUNTRY OF ORIGIN AND KIND OF CARGO	REGISTRY OF VESSEL	ATLANTIC ATLANTIQUE	GREAT LAKES GRANDS LACS	PACIFIC PACIFIQUE	TOTAL TOTAL	IMMATIC. DU NAVIRE	PAYS D'ORIGINE ET MARCHANDISE
JAPAN	CONT.						JAPON
	JAPAN	93		4,549	4,642	JAPON	SUITE
	PANAM			298	298	PANAM	
	U S A			388	388	E-U	
	OTHER	6		596	602	AUTRE	
COMMODITY TOTAL SHIPS, AIRCRAFT, MIS. VEH		358	22	10,335	10,715		TOTAL DE MARCHANDISE NAVIRES, AVIONS, VEH. DIV
	U K	6		15	21	R U	
	DENMK	264		12	276	DANMK	
	GER	81			81	ALL	
	GREEK	215		50	265	GRECO	
	NORW			288	288	NORV	
	LIBER			2	2	LIBER	
	JAPAN	75	15	683	773	JAPON	
	U S A			413	413	E-U	
	OTHER	40		334	374	AUTRE	
COMMODITY TOTAL RUBBER TIRES AND TUBES		681	15	1,797	2,493		TOTAL DE MARCHANDISE PNEUS, CHAMPPES A AIR
	U K			16	16	R U	
	GER	73			73	ALL	
	GREEK	56		384	440	GRECO	
	NORW		77		77	NORV	
	JAPAN	62	35	1,048	1,145	JAPON	
	OTHER		131	141	272	AUTRE	
COMMODITY TOTAL EQUIPMENT MISC.		191	243	1,589	2,023		TOTAL DE MARCHANDISE MATERIEL DIVERS
	U K	394	558	72	1,024	R U	
	DENMK	536	45	332	913	DANMK	
	GER	312		261	573	ALL	
	GREEK	134		667	801	GRECO	
	NETH		75		75	P.BAS	
	NORW	407	183	3,853	4,443	NORV	
	LIBER	23		299	322	LIBER	
	JAPAN	563	956	4,033	5,552	JAPON	
	U S A			1,682	1,682	E-U	
	OTHER	618	222	6,300	7,140	AUTRE	
COMMODITY TOTAL PERSONAL, HOUSEHOLD GOODS		2,987	2,039	17,499	22,525		TOTAL DE MARCHANDISE ART. PERS. ET MENAGERS
	U K	1,364	756	324	2,444	R U	
	DENMK	1,133	102	478	1,713	DANMK	
	GER	838	98	106	1,042	ALL	
	GREEK	604	171	1,594	2,369	GRECO	
	NETH		44		44	P.BAS	
	NORW	1,208	555	3,734	5,497	NORV	
	LIBER	71		319	390	LIBER	
	JAPAN	1,818	1,768	4,680	8,266	JAPON	
	U S A			1,312	1,312	E-U	
	OTHER	1,559	237	5,628	7,424	AUTRE	
COMMODITY TOTAL FIREARMS, AMMUNITION		8,595	3,731	18,175	30,501		TOTAL DE MARCHANDISE ARMES A FEU, MUNITIONS
	U K			1	1	R U	
	GER			1	1	ALL	
COMMODITY TOTAL CONTAINERS, CLOSURES				2	2		TOTAL DE MARCHANDISE CONTENEURS, FERMETURES
	U K	2			2	R U	
	GER	252			252	ALL	
	GREEK			25	25	GRECO	
	NORW	5		19	24	NORV	
	LIBER			1	1	LIBER	
	JAPAN	20		308	328	JAPON	
	OTHER			18	18	AUTRE	
COMMODITY TOTAL MISC. END PRODUCTS NES		279		371	650		TOTAL DE MARCHANDISE PRODUITS FINIS DIV. NDA
	U K	22		124	146	R U	
	DENMK	228	57	151	436	DANMK	
	GER	35	1	123	159	ALL	
	GREEK	41	5	806	852	GRECO	
	NORW	453	32	1,929	2,414	NORV	
	LIBER	9		24	33	LIBER	
	JAPAN	254	133	1,467	1,854	JAPON	
	U S A			115	115	E-U	
	OTHER	159	47	1,115	1,321	AUTRE	
COMMODITY TOTAL GENERAL CARGO		1,201	275	5,854	7,330		TOTAL DE MARCHANDISE MARCHANDISES DIVERSES
	U K	330	654	159	1,143	R U	
	DENMK	1,628	130	5	1,763	DANMK	
	GER	298	290	272	860	ALL	
	GREEK	108	235	108	451	GRECO	
	NORW	85	869	4,377	5,331	NORV	
	LIBER	49		8	57	LIBER	
	JAPAN	984	2,201	4,004	7,189	JAPON	
	U S A			160	160	E-U	
	OTHER	407	2,273	546	3,226	AUTRE	
COMMODITY TOTAL		3,889	6,652	9,639	20,180		TOTAL DE MARCHANDISE
COUNTRY/REGION TOTAL		105,103*	102,228*	461,419*	668,750*		TOTAL DE PAYS/REGION
KOREA - SOUTH							COREE DU SUD
SHELL FISH, NES	U K			10	10	R U	MOLLUSQUES CRUST. NDA
	U S A			39	39	E-U	
COMMODITY TOTAL				49	49		TOTAL DE MARCHANDISE
MISC. FOOD PREP. NES	JAPAN			2	2	JAPON	DIV. PREP. ALIM. NDA
	U S A			6	6	E-U	
COMMODITY TOTAL				8	8		TOTAL DE MARCHANDISE

TABLE 2. CARGOES UNLOADED AT CANADIAN PORTS FROM FOREIGN COUNTRIES.

TABLEAU 2. MARCHANDISES DECHARGEES DANS LES PORTS CANADIENS EN PROVENANCE DE PAYS ETRANGERS.

COUNTRY OF ORIGIN AND KIND OF CARGO	REGISTRY OF VESSEL	ATLANTIC ATLANTIQUE	GREAT LAKES GRANDS LACS	PACIFIC PACIFIQUE	TOTAL TOTAL	IMMATIC. DU NAVIRE	PAYS D'ORIGINE ET MARCHANDISE
KOREA - SOUTH CONT. RUBBER FAB. MATERIALS	DENMK JAPAN	17 28			17 28	DANMK JAPON	COREE DU SUD DEMI-PROD. CAOUTCHOUC
COMMODITY TOTAL		45			45		TOTAL DE MARCHANDISE
VENEER, PLYWOOD	LIBER U S A			1,035 134	1,035 134	LIBEP E-U	PLACAGES, CONTRE-PLAQ.
COMMODITY TOTAL				1,169	1,169		TOTAL DE MARCHANDISE
WOOD FAB. MATERIALS	LIBER U K			62 56	62 56	LIBER R U	DEMI-PRODUITS EN BOIS
TEXTILE FAB. MTL NES	DENMK NETH NORW LIBER JAPAN PANAM U S A	25 20		45 20 46 15 586 12 100	70 20 46 15 615 12 100	DANMK P. BAS NORV LIBER JAPON PANAM E-U	OUVR. EN MAT. TEXT. NDA
COMMODITY TOTAL		74		860	934		TOTAL DE MARCHANDISE
PLASTIC MATERIALS	JAPAN	6		3	9	JAPON	MATIERES PLASTIQUES
PLATE & SHEET STEEL	JAPAN			4	4	JAPON	TOLES, FEUILLES D'ACIER
WIRE	U K DENMK NORW LIBER JAPAN			22 72 184 114 679	22 72 184 114 679	R U DANMK NORV LIBER JAPON	FIL METALLIQUE
COMMODITY TOTAL				1,071	1,071		TOTAL DE MARCHANDISE
METAL FAB. BASIC PROD.	NORW LIBER JAPAN			8 354 82	8 354 82	NORV LIBER JAPON	OUVR. DE BASE EN METAL
COMMODITY TOTAL		1		82	83		TOTAL DE MARCHANDISE
MISC. FABRICATED PROD.	DENMK	26			26	DANMK	OUVRAGES DIVERS
EQUIPMENT MISC.	NORW JAPAN U S A			21 24 3	21 25 3	NORV JAPON E-U	MATERIEL DIVERS
COMMODITY TOTAL		1		48	49		TOTAL DE MARCHANDISE
PERSONAL, HOUSEHOLD GOODS	U K DENMK GER NETH NORW LIBER JAPAN U S A		2	2 16	4 16	R U DANMK ALL	ART. PERS. ET MENAGERS
COMMODITY TOTAL		437		78	453		
MISC. END PRODUCTS NES	GER NETH NORW LIBER JAPAN U S A	78 34			78 34	DANMK ALL P. BAS NORV LIBEP JAPON E-U	
COMMODITY TOTAL		611	137	255 245 361 189	255 245 560 189		TOTAL DE MARCHANDISE
GENERAL CARGO	DENMK JAPAN	17 31	139	1,068	1,818	DANMK JAPON	PRODUITS FINIS DIV. NDA
COMMODITY TOTAL		17		16	33		TOTAL DE MARCHANDISE
PERSONAL, HOUSEHOLD GOODS	DENMK JAPAN U S A	31 7	9	17 7	31 33 7	DANMK JAPON E-U	MARCHANDISES DIVERSES
COMMODITY TOTAL		38	9	24	71		TOTAL DE MARCHANDISE
COUNTRY/REGION TOTAL		819*	148*	4,826*	5,793*		TOTAL DE PAYS/REGION
PHILLIPINES							PHILLIPINES
FISH, FRESH OR FROZEN	U S A			18	18	E-U	Poisson, frais ou cong.
SHELL FISH, NES	DENMK NETH NORW U S A	62		2 13 100	2 13 100	DANMK P. BAS NORV E-U	MOLLUSQUES CRUST. NDA
COMMODITY TOTAL		62		115	177		TOTAL DE MARCHANDISE
BAKERY PROD. INC. FROZEN	DENMK U S A	11		8	11	DANMK E-U	PROD. BOUL., PROD. CONG.
COMMODITY TOTAL		11		8	19		TOTAL DE MARCHANDISE
FRUITS, PREP. CANNED	LIBER	1,016			1,016	LIBER	FRUITS PREP. EN BOITE
NUTS, EXC. OIL NUTS NES	DENMK NETH NORW U S A	6,418		123 109 585	6,418 123 353 585	DANMK P. BAS NORV E-U	NOIX, SAUF OLEAG. NDA
COMMODITY TOTAL		6,662		817	7,479		TOTAL DE MARCHANDISE
COCOA AND CHOCOLATE	NORW	400			400	NORV	CACAO ET CHOCOLAT
MISC. FOOD PREP. NES	U S A			18	18	E-U	DIV. PREP. ALIM. NDA
CRUDE ANIMAL PROD. NES	DENMK	3			3	DANMK	PR. BRUTS ORIG. ANIM. NDA
OIL SEEDS, NUTS NES	NETH NORW			15 20	15 20	P. BAS NORV	GRAINES, NOIX OLEAG. NDA
COMMODITY TOTAL				35	35		TOTAL DE MARCHANDISE
TEXTILE FIBRES NES	NORW			15	15	NORV	FIBRES TEXTILES NDA
DRES AND CONC. NES	LIBER	15,680			15,680	LIBEP	MINERAI ET CONC. NDA
LUMBER AND TIMBER	NETH NORW U S A OTHER			104 7 530 203	104 7 530 203	P. BAS NORV E-U AUTRE	BOIS D'OEUVRE ET CHARP.
COMMODITY TOTAL				844	844		TOTAL DE MARCHANDISE
VENEER, PLYWOOD	U S A			167	167	E-U	PLACAGES, CONTRE-PLAQ.
TEXTILE FAB. MTL NES	NORW U S A	2		4	2	NORV E-U	OUVR. EN MAT. TEXT. NDA
COMMODITY TOTAL		2		4	6		TOTAL DE MARCHANDISE



TABLE 2. CARGOES UNLOADED AT CANADIAN PORTS FROM FOREIGN COUNTRIES.

TABEAU 2. MARCHANDISES DECHARGEES DANS LES PORTS CANADIENS EN PROVENANCE DE PAYS ETRANGERS.

COUNTRY OF ORIGIN AND KIND OF CARGO	REGISTRY OF VESSEL	ATLANTIC ATLANTIQUE	GREAT LAKES GRANDS LACS	PACIFIC PACIFIQUE	TOTAL TOTAL	IMMATIC. DU NAVIRE	PAYS D'ORIGINE ET MARCHANDISE
<b>PHILIPPINES CONT.</b>							<b>PHILIPPINES SUITE</b>
PLASTIC MATERIALS	DENMK	2			2	DANMK	MATIERES PLASTIQUES
PIPES, TUBES: IRON, STEEL	DENMK	16			16	DANMK	TUYAUX, TUBES: FER, ACIER
METAL FAB. BASIC PROD.	DENMK	57			57	DANMK	OUVR. DE BASE EN METAL
EQUIPMENT MISC.	DENMK	3			3	DANMK	MATERIEL DIVERS
PERSONAL, HOUSEHOLD GOODS	DENMK	51			51	DANMK	ART. PERS. ET MENAGERS
	NETH			18	18	P. BAS	
	U S A			68	68	E-U	
<b>COMMODITY TOTAL</b>		<b>51</b>		<b>86</b>	<b>137</b>		<b>TOTAL DE MARCHANDISE</b>
MISC. END PRODUCTS NES	DENMK	13			13	DANMK	PRODUITS FINIS DIV. NDA
	NETH			10	10	P. BAS	
	U S A			47	47	E-U	
<b>COMMODITY TOTAL</b>		<b>13</b>		<b>57</b>	<b>70</b>		<b>TOTAL DE MARCHANDISE</b>
GENERAL CARGO	DENMK	38			38	DANMK	MARCHANDISES DIVERSES
	NETH			16	16	P. BAS	
	NORW			36	36	NORV	
	U S A			6	6	E-U	
<b>COMMODITY TOTAL</b>		<b>38</b>		<b>58</b>	<b>96</b>		<b>TOTAL DE MARCHANDISE</b>
<b>COUNTRY/REGION TOTAL</b>		<b>24,016*</b>	<b>*</b>	<b>2,242*</b>	<b>26,258*</b>		<b>TOTAL DE PAYS/REGION</b>
<b>PORT. ASIA</b>							<b>ASIE PORT.</b>
TEXTILE FAB. MTL NES	DENMK			2	2	DANMK	OUVR. EN MAT. TEXT. NDA
<b>COUNTRY/REGION TOTAL</b>		<b>*</b>	<b>*</b>	<b>2*</b>	<b>2*</b>		<b>TOTAL DE PAYS/REGION</b>
<b>TAIWAN</b>							<b>TAIWAN</b>
FISH, FRESH OR FROZEN	OTHER			1	1	AUTRE	POISSON, FRAIS OU CONG.
SHELL FISH, NES	U S A			31	31	E-U	MOLLUSQUES CRUST. NDA
	OTHER			6	6	AUTRE	
<b>COMMODITY TOTAL</b>				<b>37</b>	<b>37</b>		<b>TOTAL DE MARCHANDISE</b>
FRESH FRUITS, BERRIES	JAPAN	11			11	JAPON	FRUITS, BAIES FRAIS
	U S A			27	27	E-U	
<b>COMMODITY TOTAL</b>		<b>11</b>		<b>27</b>	<b>38</b>		<b>TOTAL DE MARCHANDISE</b>
FRUITS, PREP. CANNED	U K	36			36	R U	FRUITS PREP. EN BOITE
	DENMK	33			33	DANMK	
	NORW			91	91	NORV	
	LIBER			12	12	LIBER	
	JAPAN	148	207	448	803	JAPON	
	PANAM			27	27	PANAM	
	U S A			321	321	E-U	
	OTHER			8	8	AUTRE	
<b>COMMODITY TOTAL</b>		<b>217</b>	<b>207</b>	<b>907</b>	<b>1,331</b>		<b>TOTAL DE MARCHANDISE</b>
PEANUTS	JAPAN			1	1	JAPON	CACAHUETES
VEGETABLES, FRESH	DENMK	2			2	DANMK	LEGUMES, FRAIS
	JAPAN	106			106	JAPON	
	U S A			9	9	E-U	
	OTHER				10	AUTRE	
<b>COMMODITY TOTAL</b>		<b>118</b>		<b>9</b>	<b>127</b>		<b>TOTAL DE MARCHANDISE</b>
VEGETABLES, FROZEN	U S A			6	6	E-U	LEGUMES, CONGLES
VEGETABLES, DRIED	NETH	9		24	33	P. BAS	LEGUMES, SECS
VEGETABLE PREP. NES	U K	10	66		76	R U	PREP. DE LEGUMES NDA
	DENMK	17	4	56	77	DANMK	
	GER	12	65		77	ALL	
	ITALY		48		48	ITAL	
	NETH			8	8	P. BAS	
	NORW	15		29	43	NORV	
	LIBER	23		434	457	LIBER	
	JAPAN	202		596	798	JAPON	
	PANAM			50	50	PANAM	
	U S A			99	99	E-U	
	OTHER	145	60	11	216	AUTRE	
<b>COMMODITY TOTAL</b>		<b>424</b>	<b>243</b>	<b>1,282</b>	<b>1,949</b>		<b>TOTAL DE MARCHANDISE</b>
TEA	U K	22			22	R U	THE
	DENMK	4			4	DANMK	
	JAPAN	54		6	60	JAPON	
<b>COMMODITY TOTAL</b>		<b>80</b>		<b>6</b>	<b>86</b>		<b>TOTAL DE MARCHANDISE</b>
SPICES	U K	10			10	R U	EPICES
	DENMK	11			11	DANMK	
	NORW			3	3	NORV	
	JAPAN	24		9	33	JAPON	
	U S A			4	4	E-U	
<b>COMMODITY TOTAL</b>		<b>45</b>		<b>16</b>	<b>61</b>		<b>TOTAL DE MARCHANDISE</b>
MISC. FOOD PREP. NES	U K	66	15	6	87	R U	DIV. PREP. ALIM. NDA
	DENMK	70		11	81	DANMK	
	ITALY	82			82	ITAL	
	NETH			125	125	P. BAS	
	NORW			64	64	NORV	
	LIBER	204	76	546	826	LIBER	
	JAPAN	389	247	186	822	JAPON	
	U S A			1,089	1,089	E-U	
	OTHER	811	20	183	2,033	AUTRE	
<b>COMMODITY TOTAL</b>		<b>811</b>	<b>358</b>	<b>2,210</b>	<b>3,379</b>		<b>TOTAL DE MARCHANDISE</b>
SEEDS, VEGETABLE ORIGIN	OTHER			9	9	AUTRE	PROV. D'ORIGINE VEGETALE
GUMBER, ALLIED GUMS, NAT	DENMK	125			125	DANMK	CADOUTCHOU GOMMES NAT.

TABLE 2. CARGOES UNLOADED AT CANADIAN PORTS FROM FOREIGN COUNTRIES.

TABLEAU 2. MARCHANDISES DECHARGEES DANS LES PORTS CANADIENS EN PROVENANCE DE PAYS ETRANGERS.

COUNTRY OF ORIGIN AND KIND OF CARGO	REGISTRY OF VESSEL	ATLANTIC ATLANTIQUE	GREAT LAKES GRANDS LACS	PACIFIC PACIFIQUE	TOTAL TOTAL	IMMATIC. DU NAVIRE	PAYS D'ORIGINE ET MARCHANDISE
TAIWAN	CONT.						TAIWAN
COMMODITY TOTAL	ITALY		204		204	ITAL	SUITE
CRUDE VEG.PROD.NES	DENMK	125	204		329		TOTAL DE MARCHANDISE
	LIBER	67	6		67	DANMK	PR. BRUTS ORIG. VEG. NDA
COMMODITY TOTAL		67	6		73		TOTAL DE MARCHANDISE
CRUDE WOOD MTLs. NES	OTHER	4			4	AUTRE	MATIERES BOIS BRUT NDA
WOOL AND ANIMAL HAIR	DENMK	5			5	DANMK	LAINES, POILS DANIMAL
TEXTILE FIBRES NES	JAPAN			3	3	JAPON	FIBRES TEXTILES NDA
LEATHER	NORW	7			7	NORV	CUIR
RUBBER FAB.MATERIALS	DENMK	13			13	DANMK	DEMI-PROD. CAOUTCHUC
LUMBER AND TIMBER	DENMK	176		12	188	DANMK	BOIS D'OEUVRE ET CHARP.
	ITALY	28			28	ITAL	
	NETH	30			30	P.BAS	
	NORW			233	233	NORV	
	LIBER		67		129	LIBER	
	JAPAN				410	JAPON	
	OTHER	118			237	AUTRE	
COMMODITY TOTAL		352	67	1,021	1,440		TOTAL DE MARCHANDISE
VENEER, PLYWOOD	U K	525	560	202	1,287	R U	PLACAGES, CONTRE-PLAQ.
	DENMK	3,012	871	100	3,983	DANMK	
	GER	216	96		312	ALL	
	ITALY	3,406	1,151		4,557	ITAL	
	NETH	64		37	101	P.BAS	
	NORW	100		999	1,099	NORV	
	LIBER	11,840	4,670	3,458	19,968	LIBER	
	JAPAN	2,712	2,025	5,737	10,474	JAPON	
	PANAM			31	31	PANAM	
	U S A			2,077	2,077	E-U	
	OTHER	5,975	157	251	6,383	AUTRE	
COMMODITY TOTAL		27,850	9,530	12,892	50,272		TOTAL DE MARCHANDISE
COOPERAGE STOCK	OTHER			31	31	AUTRE	DEMI-PROD. TONNELLERIE
WOOD FAB.MATERIALS	DENMK	6		146	152	DANMK	DEMI-PRODUITS EN BOIS
	JAPAN		20	157	177	JAPON	
	OTHER			37	37	AUTRE	
COMMODITY TOTAL		6	20	340	366		TOTAL DE MARCHANDISE
BLDG.PAPER AND BOARD	DENMK			4	4	DANMK	PLAQ. CONSTR., PAP/CART.
WET MACHINE BOARD	JAPAN	4			4	JAPON	CARTON EN PATE PRESSE
CORDAGE, TWINE, ROPE	NETH			3	3	P.BAS	CORDAGE, FICELLE, CORDE
	JAPAN			6	6	JAPON	
	OTHER			5	5	AUTRE	
COMMODITY TOTAL				14	14		TOTAL DE MARCHANDISE
TEXTILE FAB.MTL NES	U K	3		97	100	R U	OUVR. EN MAT. TEXT. NDA
	DENMK	93		106	199	DANMK	
	ITALY	24			24	ITAL	
	NORW			78	78	NORV	
	LIBER	70		25	95	LIBER	
	JAPAN	73		994	1,067	JAPON	
	U S A			343	343	E-U	
	OTHER			93	93	AUTRE	
COMMODITY TOTAL		263		1,736	1,999		TOTAL DE MARCHANDISE
VEG.OILS,FATS NES	DENMK	34			34	DANMK	HUIL. MAT. GRAS. VEG. NDA
ORGANIC CHEMICALS NES	U K	5			5	R U	PROD. CHIM. ORGAN. NDA
PLASTIC MATERIALS	U K	17	38		55	R U	MATIERES PLASTIQUES
	DENMK	23			23	DANMK	
	NORW	10			10	NORV	
	LIBER	15			15	LIBER	
	JAPAN	23	146	85	254	JAPON	
	PANAM			4	4	PANAM	
	OTHER	6		111	117	AUTRE	
COMMODITY TOTAL		94	184	200	478		TOTAL DE MARCHANDISE
PLATE & SHEET STEEL	U K	8			8	R U	TOLES, FEUILLES D'ACIER
	OTHER		15		15	AUTRE	
COMMODITY TOTAL		8	15		23		TOTAL DE MARCHANDISE
STRUCTURAL SHAPES	JAPAN	8			8	JAPON	PROFILES DE CONSTRUCT.
	OTHER			37	37	AUTRE	
COMMODITY TOTAL		8		37	45		TOTAL DE MARCHANDISE
WIRE	JAPAN			94	94	JAPON	FIL METALLIQUE
	OTHER			22	22	AUTRE	
COMMODITY TOTAL				116	116		TOTAL DE MARCHANDISE
ALUMINIUM	JAPAN	3		2	5	JAPON	ALUMINIUM
	OTHER			5	5	AUTRE	
COMMODITY TOTAL		3		7	10		TOTAL DE MARCHANDISE
METAL FAB. BASIC PROD.	U K	6	6	43	55	R U	OUVR. DE BASE EN METAL
	DENMK			53	53	DANMK	
	NORW	15		110	125	NORV	
	LIBER	17		574	591	LIBER	
	JAPAN	43		326	369	JAPON	
	OTHER			52	52	AUTRE	
COMMODITY TOTAL		81	6	1,158	1,245		TOTAL DE MARCHANDISE
GLASS BASIC PRODUCTS	U K			31	31	R U	OUVR. DE BASE EN VERRE
	DENMK			161	161	DANMK	
	NORW			204	204	NORV	
	JAPAN			893	893	JAPON	
	U S A			1,273	1,273	E-U	
	OTHER	2		369	371	AUTRE	
COMMODITY TOTAL		2		2,931	2,933		TOTAL DE MARCHANDISE

TABLE 2. CARGOES UNLOADED AT CANADIAN PORTS FROM FOREIGN COUNTRIES.

TABLEAU 2. MARCHANDISES DECHARGEES DANS LES PORTS CANADIENS EN PROVENANCE DE PAYS ETRANGERS.

COUNTRY OF ORIGIN AND KIND OF CARGO	REGISTRY OF VESSEL	ATLANTIC ATLANTIQUE	GREAT LAKES GRANDS LACS	PACIFIC PACIFIQUE	TOTAL TOTAL	IMMATIC. DU NAVIRE	PAYS D'ORIGINE ET MARCHANDISE
<b>TAIWAN</b>							<b>TAIWAN</b>
MISC. FABRICATED PROD.	NORW			1	1	NORV	SUITE
	JAPAN			2	2	JAPON	OUVRAGES DIVERS
	OTHER	3		3	6	AUTRE	
COMMODITY TOTAL		3		6	9		TOTAL DE MARCHANDISE
MACHINERY NES	U S A			6	6	E-U	MACHINES NDA
PASS. AUTOS AND CHASSIS	JAPAN	6		6	6	JAPON	VOITURES PART. CHASSIS
MOTOR VEHICLE ENGINES	OTHER	11		11	11	AUTRE	MOTEURS DE VEH. AUTOM.
ROAD MOTOR VEH. NES	U S A			68	68	E-U	VEH. AUTOM. ROUTIERS NDA
	OTHER			3	3	AUTRE	
COMMODITY TOTAL				71	71		TOTAL DE MARCHANDISE
SHIPS, AIRCRAFT, MIS. VEH	DENMK	25		2	25	DANMK	NAVIRES, AVIONS, VEH. DIV
	JAPAN			2	2	JAPON	
	U S A			32	32	E-U	
COMMODITY TOTAL		25		34	59		TOTAL DE MARCHANDISE
RUBBER TIRES AND TUBES	JAPAN			15	15	JAPON	PNEUS, CHAMBRES A AIR
	U S A			4	4	E-U	
COMMODITY TOTAL				19	19		TOTAL DE MARCHANDISE
EQUIPMENT MISC.	U K	7			7	R U	MATERIEL DIVERS
	DENMK	140		2	142	DANMK	
	ITALY	6			6	ITAL	
	NETH			1	1	P. BAS	
	NORW			75	75	NORV	
	LIBER	65	121	16	202	LIBER	
	JAPAN	80	25	355	460	JAPON	
	PANAM			4	4	PANAM	
	U S A			398	398	E-U	
	OTHER	23		119	142	AUTRE	
COMMODITY TOTAL		321	146	970	1,437		TOTAL DE MARCHANDISE
PERSONAL, HSEHOLD GOODS	U K	131	138	67	336	R U	ART. PERS. ET MENAGERS
	DENMK	873	64	100	1,037	DANMK	
	GER		101		101	ALL	
	ITALY	233	55		288	ITAL	
	NETH	9		11	20	P. BAS	
	NORW			592	592	NORV	
	LIBER	902	184	579	1,665	LIBER	
	JAPAN	217	186	1,814	2,217	JAPON	
	PANAM			27	27	PANAM	
	U S A			2,215	2,215	E-U	
	OTHER	253	81	784	1,118	AUTRE	
COMMODITY TOTAL		2,618	809	6,189	9,616		TOTAL DE MARCHANDISE
CONTAINERS, CLOSURES	NORW			22	22	NORV	CONTENEURS, FERMETURES
	JAPAN			1	1	JAPON	
	U S A			81	81	E-U	
	OTHER	2		1	3	AUTRE	
COMMODITY TOTAL		2		105	107		TOTAL DE MARCHANDISE
MISC. END PRODUCTS NES	U K	19	13		32	R U	PRODUITS FINIS DIV. NDA
	DENMK	30		1	31	DANMK	
	NETH			1	1	P. BAS	
	NORW			2	2	NORV	
	LIBER		53		53	LIBER	
	JAPAN	16	14	99	129	JAPON	
	PANAM			5	5	PANAM	
	U S A			15	15	E-U	
	OTHER		14	18	32	AUTRE	
COMMODITY TOTAL		65	94	141	300		TOTAL DE MARCHANDISE
GENERAL CARGO	U K	26	9		35	R U	MARCHANDISES DIVERSES
	DENMK	2,094	299		2,393	DANMK	
	GER	89			89	ALL	
	ITALY	9	397		406	ITAL	
	NETH			149	149	P. BAS	
	NORW	10			10	NORV	
	LIBER	87	593		680	LIBER	
	JAPAN	125	177	11	313	JAPON	
	OTHER	78		79	157	AUTRE	
COMMODITY TOTAL		2,518	1,475	239	4,232		TOTAL DE MARCHANDISE
COUNTRY/REGION TOTAL		36,215*	13,364*	32,805*	82,384*		TOTAL DE PAYS/REGION
<b>THAILAND</b>							<b>THAILANDE</b>
MACARONI, CEREAL PROD.	NORW			397	397	NORV	PATES ALIM. PROD. CEREAL
	U S A			1,924	1,924	E-U	
COMMODITY TOTAL				2,321	2,321		TOTAL DE MARCHANDISE
VEGETABLE PREP. NES	U S A			18	18	E-U	PREP. DE LEGUMES NDA
RUBBER, ALLIED GUMS, NAT	DENMK	272			272	DANMK	CAOUTCHOUC GOMMES NAT.
CRUDE VEG. PROD. NES	DENMK	436			436	DANMK	PR. BRUTS ORIG. VEG. NDA
TEXTILE FIBRES NES	DENMK	51			51	DANMK	FIBRES TEXTILES NDA
LUMBER AND TIMBER	DENMK	233			233	DANMK	BOIS D'OEUVRE ET CHARP.
	NORW			67	67	NORV	
	U S A			230	230	E-U	
COMMODITY TOTAL		233		297	530		TOTAL DE MARCHANDISE
VENEFER, PLYWOOD	DENMK	71			71	DANMK	PLACAGES, CONTRE-PLAQ.
CORDAGE, TWINE, ROPE	DENMK	2			2	DANMK	CORDAGE, FICELLE, CORDE
ORGANIC CHEMICALS NES	DENMK	56			56	DANMK	PROD. CHIM. ORGAN. NDA
PERSONAL, HSEHOLD GOODS	DENMK	67			67	DANMK	ART. PERS. ET MENAGERS
	NORW			3	3	NORV	



TABLE 2. CARGOES UNLOADED AT CANADIAN PORTS FROM FOREIGN COUNTRIES.

TABLEAU 2. MARCHANDISES DECHARGEES DANS LES PORTS CANADIENS EN PROVENANCE DE PAYS ETRANGERS.

COUNTRY OF ORIGIN AND KIND OF CARGO	REGISTRY OF VESSEL	ATLANTIC ATLANTIQUE	GREAT LAKES GRANDS LACS	PACIFIC PACIFIQUE	TOTAL TOTAL	IMMATIC. DU NAVIRE	PAYS D'ORIGINE ET MARCHANDISE
THAILAND COMMODITY TOTAL		67		3	70		THAILANDE SUITE
GENERAL CARGO	DENMK	1			1	DANMK	TOTAL DE MARCHANDISE
	NORW			1	1	NORV	MARCHANDISES DIVERSES
COMMODITY TOTAL		1		1	2		TOTAL DE MARCHANDISE
COUNTRY/REGION TOTAL		1,189*	*	2,640*	3,829*		TOTAL DE PAYS/REGION
VIET-NAM, SOUTH							VIET-NAM, SUD
METAL FAB. BASIC PROD.	U S A			1	1	E-U	OUVR. DE BASE EN METAL
PERSONAL, HOUSEHOLD GOODS	U S A			8	8	E-U	ART. PERS. ET MENAGERS
COUNTRY/REGION TOTAL		*	*	9*	9*		TOTAL DE PAYS/REGION
AUSTRALIA							AUSTRALIE
MEAT, FRESH OR FROZEN	U K	12,578			12,578	R U	VIANDE, FRAICHE / CONG.
	DENMK			227	227	DANMK	
	GER	5,521		1,470	6,991	ALL	
	ITALY	66			66	ITAL	
	NORW	2,017		2,122	4,139	NORV	
	SWEDN	14,458		2,446	16,904	SUEDE	
	LIBER	2,918		1,992	4,910	LIBER	
	JAPAN	4,091		794	4,885	JAPON	
	U S A			504	504	E-U	
	OTHER	7,815			7,815	AUTRE	
COMMODITY TOTAL		49,464		9,555	59,019		TOTAL DE MARCHANDISE
MEAT, CURED	LIBER			20	20	LIBER	VIANDE FUMEE OU SALEE
MEAT AND MEAT PREP. NES	U K	101			101	R U	VIANDES ET PREP. NDA
	SWEDN	42	140		182	SUEDE	
	LIBER			155	155	LIBER	
	U S A			131	131	E-U	
COMMODITY TOTAL		143	140	286	569		TOTAL DE MARCHANDISE
FISH, FRESH OR FROZEN	GER			41	41	ALL	POISSON, FRAIS OU CONG.
	SWEDN			15	15	SUEDE	
COMMODITY TOTAL				56	56		TOTAL DE MARCHANDISE
LOBSTER	GER			3	3	ALL	HOMARD
	NORW			4	4	NORV	
COMMODITY TOTAL				7	7		TOTAL DE MARCHANDISE
SHELL FISH, NES	GER			18	18	ALL	MOLLUSQUES CRUST., NDA
	LIBER			2	2	LIBER	
	U S A			7	7	E-U	
COMMODITY TOTAL				27	27		TOTAL DE MARCHANDISE
CHEESE	U K	52			52	R U	FROMAGE
	SWEDN			4	4	SUEDE	
	U S A			4	4	E-U	
COMMODITY TOTAL		52		8	60		TOTAL DE MARCHANDISE
DAIRY PROD., EGGS, HONEY	U K	2,844			2,844	R U	PROD. LAIT., OEUF., MIEL
	GER	215		17	232	ALL	
	SWEDN			1	1	SUEDE	
	U S A			1	1	E-U	
COMMODITY TOTAL		3,059		19	3,078		TOTAL DE MARCHANDISE
CEREALS UNMILLED, NES	DENMK			285	285	DANMK	CEREALES NON MOUL., NDA
WHEAT FLOUR	SWEDN			25	25	SUEDE	FARINE DE BLE
	LIBER			25	25	LIBER	
COMMODITY TOTAL				50	50		TOTAL DE MARCHANDISE
MACARONI, CEREAL PROD.	GER			25	25	ALL	PATES ALIM. PROD. CEREAL
	U S A			25	25	E-U	
COMMODITY TOTAL				50	50		TOTAL DE MARCHANDISE
APPLES	U K	72			72	R U	POMMES
	SWEDN			205	205	SUEDE	
	LIBER			911	911	LIBER	
	U S A			253	253	E-U	
COMMODITY TOTAL		72		1,369	1,441		TOTAL DE MARCHANDISE
FRESH FRUITS, BERRIES	U K	1,747			1,747	R U	FRUITS, BAIES FRAIS
	GER	50		113	163	ALL	
	SWEDN	309		220	529	SUEDE	
	LIBER			123	123	LIBER	
	U S A			409	409	E-U	
COMMODITY TOTAL		2,106		865	2,971		TOTAL DE MARCHANDISE
FROZEN FRUITS, BERRIES	GER			41	41	ALL	FRUITS, BAIES CONGELES
DRIED FRUITS	U K	5,170			5,170	R U	FRUITS SECS
	DENMK			813	813	DANMK	
	GER	1,678		89	1,767	ALL	
	SWEDN	2,612		198	2,810	SUEDE	
	LIBER			1,718	1,718	LIBER	
	U S A			1,606	1,606	E-U	
COMMODITY TOTAL		9,460		4,424	13,884		TOTAL DE MARCHANDISE
FRUIT PULP, PUREE	U K	17			17	R U	PULPE DE FRUIT, PUREE
FRUIT, PRES., NOT CANNED	GER			300	300	ALL	CONS. FRUITS NON BOITE

TABLE 2. CARGOES UNLOADED AT CANADIAN PORTS FROM FOREIGN COUNTRIES.

TABEAU 2. MARCHANDISES DECHARGEES DANS LES PORTS CANADIENS EN PROVENANCE DE PAYS ETRANGERS.

COUNTRY OF ORIGIN AND KIND OF CARGO	REGISTRY OF VESSEL	ATLANTIC ATLANTIQUE	GREAT LAKES GRANDS LACS	PACIFIC PACIFIQUE	TOTAL TOTAL	IMMATIC. OU NAVIRE	PAYS D'ORIGINE ET MARCHANDISE
AUSTRALIA	CONT.						AUSTRALIE
	SWEDN		7	4	11	SUEDE	SUITE
	U S A			2	2	E-U	
COMMODITY TOTAL			7	306	313		TOTAL DE MARCHANDISE
FRUITS, PREP. CANNED	U K	634			634	R U	FRUITS PREP. EN BOITE
	DENMK			320	320	DANMK	
	GER	1,730			1,730	ALL	
	SWEDN	267	170	891	1,328	SUEDE	
	LIBER	720		1,121	1,841	LIBER	
	U S A			712	712	E-U	
	OTHER	71			71	AUTRE	
COMMODITY TOTAL		3,422	170	3,044	6,636		TOTAL DE MARCHANDISE
NUTS, EXC. DIL NUTS NES	U K	63			63	R U	NOIX, SAUF OLEAG. NDA
	LIBER	103			103	LIBER	
COMMODITY TOTAL		166			166		TOTAL DE MARCHANDISE
VEGETABLES, FRESH	U S A			5	5	E-U	TOTAL DE MARCHANDISE
VEGETABLE PREP. NES	U K	187			187	R U	LEGUMES, FRATS
	GER			6	6	ALL	PREP. DE LEGUMES NDA
	OTHER	23			23	AUTRE	
COMMODITY TOTAL		210		6	216		TOTAL DE MARCHANDISE
RAW SUGAR	U K	106,178			106,178	R U	SUCRE BRUT
	GER	16,566			16,566	ALL	
	NETH	13,173			13,173	P, BRAS	
	NORW	7,000	11,776	17,140	35,916	NORV	
	LIBER	63,967	8,960		72,927	LIBER	
	OTHER	13,303	9,210		22,513	AUTRE	
COMMODITY TOTAL		220,187	29,946	17,140	267,273		TOTAL DE MARCHANDISE
SUGAR PREPARATIONS	U S A			50	50	E-U	PREP. A BASE DE SUCRE
TEA	GER			2	2	ALL	THE
SPICES	DENMK			5	5	DANMK	EPICES
	GER			9	9	ALL	
	SWEDN	12			12	SUEDE	
	U S A			2	2	E-U	
COMMODITY TOTAL		12		16	28		TOTAL DE MARCHANDISE
SAUSAGE SKINS, CASINGS	U K	26			26	R U	BOYAUX A SAUCISSES
	SWEDN	14		3	17	SUEDE	
COMMODITY TOTAL		40		3	43		TOTAL DE MARCHANDISE
MEAT FOOD PREP. NES	U S A	786		6	792	R U	DIV. PREP. ALIM. NDA
	DENMK			4	4	DANMK	
	GER	17		1	18	ALL	
	SWEDN	48	11	228	287	SUEDE	
	LIBER			207	207	LIBER	
	U S A			105	105	E-U	
COMMODITY TOTAL		851	11	551	1,413		TOTAL DE MARCHANDISE
FEEDS OF ANIMAL ORIGIN	GER			25	25	ALL	PROV. D'ORIGINE ANIMALE
	LIBER			57	57	LIBER	
COMMODITY TOTAL				82	82		TOTAL DE MARCHANDISE
NON-ALCOHOLIC BEVERAGE	U S A			1	1	E-U	BOISSONS NON-ALCOOLIQ.
WINES	U K	331			331	R U	VINS
	GER			87	87	ALL	
	NORW			41	41	NORV	
	SWEDN	183	314	1,086	1,583	SUEDE	
	LIBER			23	23	LIBER	
	U S A			1	1	E-U	
COMMODITY TOTAL		514	314	1,238	2,066		TOTAL DE MARCHANDISE
DIST. ALCOHOLIC BEV.	U K	191			191	R U	BOISS. ALCOOL. DIST.
	DENMK			2	2	DANMK	
	NORW			166	166	NORV	
	SWEDN	9	668	312	989	SUEDE	
	LIBER			3	3	LIBER	
	U S A			2	2	E-U	
COMMODITY TOTAL		200	668	572	1,440		TOTAL DE MARCHANDISE
TOBACCO NES	LIBER			13	13	LIBER	TABACS NDA
RAW HIDES AND SKINS	U K	17			17	R U	PEAUX ET CUIRS BRUT
	GER			2	2	ALL	
	SWEDN			3	3	SUEDE	
	LIBER			4	4	LIBER	
	U S A			3	3	E-U	
COMMODITY TOTAL		17		12	29		TOTAL DE MARCHANDISE
CRUDE ANIMAL PROD. NES	SWEDN			34	34	SUEDE	PR. BRUTS ORIG. ANIM. NDA
	LIBER			25	25	LIBER	
COMMODITY TOTAL				59	59		TOTAL DE MARCHANDISE
SEEDS FOR SOWING NES	U K	11			11	R U	GRAINES DE SEMENCE NDA
	LIBER			12	12	LIBER	
COMMODITY TOTAL		11		12	23		TOTAL DE MARCHANDISE
RUBBER, ALLIED GUMS, NAT	SWEDN	8			8	SUEDE	CADUTCHOUQ GOMMES NAT.
CRUDE WOOD MTL. NES	LIBER			11	11	LIBER	MATIERES BOIS BRUT NDA
WOOL AND ANIMAL HAIR	U K	1,186			1,186	R U	LAINF, POILS DANIMAL
	GER	418		5	423	ALL	
	NORW			68	68	NORV	
	SWEDN	634	21	12	667	SUEDE	
	LIBER	27		1	28	LIBER	
COMMODITY TOTAL		2,265	21	86	2,372		TOTAL DE MARCHANDISE
TEXTILE FIBRES NES	SWEDN	12			12	SUEDE	FIBRES TEXTILES NDA
ALUMINA, BAUXITE DRES	DENMK	27,441			27,441	DANMK	MINERAIS ALUMINE, BAUX.
	LIBER			121,330	121,330	LIBER	
COMMODITY TOTAL		27,441		121,330	148,771		TOTAL DE MARCHANDISE

TABLE 2. CARGOES UNLOADED AT CANADIAN PORTS FROM FOREIGN COUNTRIES.

TABLEAU 2. MARCHANDISES DECHARGEES DANS LES PORTS CANADIENS EN PROVENANCE DE PAYS ETRANGERS.

COUNTRY OF ORIGIN AND KIND OF CARGO	REGISTRY OF VESSEL	ATLANTIC ATLANTIQUE	GREAT LAKES GRANDS LACS	PACIFIC PACIFIQUE	TOTAL TOTAL	IMMATIC. DU NAVIRE	PAYS D'ORIGINE ET MARCHANDISE
AUSTRALIA CONT.							AUSTRALIE SUITE
MANGANESE ORE	GREEK	4,362			4,362	GRECQ	MINERAI DE MANGANESE
NICKEL-COPPER ORE	U K			17,886	17,886	R U	MINER. DE CUIVRE-NICKEL
	NORW			5,807	5,807	NORV	
	LIBER	9,301		9,075	18,376	LIBER	
	JAPAN			19,594	19,594	JAPON	
	OTHER	11,764			11,764	AUTRE	
COMMODITY TOTAL		21,065		52,362	73,427		TOTAL DE MARCHANDISE
TITANIUM ORE	GER	24			24	ALL	MINERAI DE TITANE
	LIBER	10,531			10,531	LIBER	
COMMODITY TOTAL		10,555			10,555		TOTAL DE MARCHANDISE
ORES AND CONC.NES	NORW	3,923	36,205		40,128	NORV	MINERAIS ET CONC.NDA
	SWEDN			133	133	SUEDE	
	LIBER	2,276			2,276	LIBER	
COMMODITY TOTAL		6,199	36,205	133	42,537		TOTAL DE MARCHANDISE
IRON AND STEEL SCRAP	SWEDN	10			10	SUEDE	DECHETS DE FER, DACIER
SLAG, DROSS, BY-PRODUCTS	GER			75	75	ALL	POUS.GUEUL.SCOR.PROD.
ASBESTOS	U K	260			260	R U	AMIANTE
	SWEDN			678	678	SUEDE	
COMMODITY TOTAL		260		678	938		TOTAL DE MARCHANDISE
SAND AND GRAVEL	GER	31			31	ALL	SABLE ET GRAVIERS
	NORW	8,958			8,958	NORV	
COMMODITY TOTAL		8,989			8,989		TOTAL DE MARCHANDISE
CRUDE NON-MET.MIN.NES	NORW	3,000			3,000	NORV	MIN.NON-MET.BRUTS NDA
LEATHER	U K	9			9	R U	CUIR
	GER			2	2	ALL	
	SWEDN			3	3	SUEDE	
COMMODITY TOTAL		9		5	14		TOTAL DE MARCHANDISE
RUBBER FAB.MATERIALS	U S A			15	15	E-U	DEMI-PROD.CADUTCHOU
LUMBER AND TIMBER	SWEDN			44	44	SUEDE	BOIS D'OEUVRE ET CHARP.
WOOD FAB.MATERIALS	GER			114	114	ALL	DEMI-PRODUITS EN BOIS
PULP	SWEDN			140	140	SUEDE	PATE
NEWSPRINT PAPER	U K	226			226	R U	PAPIER JOURNAL
BLDG.PAPER AND BOARD	U K	13			13	R U	PLAQ.CONSTR.,PAP/CART.
	GER	93			93	ALL	
COMMODITY TOTAL		106			106		TOTAL DE MARCHANDISE
TEXTILE FAB.MTL NES	U K	531			531	R U	OUVR.EN MAT.TEXT.NDA
	DENMK			4	4	DANMK	
	GER			4	4	ALL	
	SWEDN	82		30	112	SUEDE	
	LIBER	88		12	100	LIBER	
	U S A			7	7	E-U	
COMMODITY TOTAL		701		57	758		TOTAL DE MARCHANDISE
ANIMAL OILS, EXC. MARINE	SWEDN		10		32	SUEDE	HUIL.ANIM.SAUF AN.MAR.
VEG.OILS, FATS NES	U K	7			7	R U	HUIL.MAT.GRAS.VEG.NDA
	SWEDN			413	413	SUEDE	
COMMODITY TOTAL		7		413	420		TOTAL DE MARCHANDISE
OILS, FATS, WAXES NES	SWEDN		5		5	SUEDE	HUIL.MAT.GRAS.CIRE NDA
METALLIC SALTS	U K	86			86	R U	SELS METALLIQUES
	GER	44			44	ALL	
	SWEDN		67	11	78	SUEDE	
	LIBER	23			23	LIBER	
COMMODITY TOTAL		153	67	11	231		TOTAL DE MARCHANDISE
INORGANIC CHEMS. NES	NORW			2	2	NORV	PROD.CHIM.INORG.NDA
	LIBER			30	30	LIBER	
COMMODITY TOTAL				32	32		TOTAL DE MARCHANDISE
ORGANIC CHEMICALS NES	U K	460			460	R U	PROD.CHIM.ORGAN.NDA
	SWEDN	54		118	172	SUEDE	
	LIBER			1	1	LIBER	
COMMODITY TOTAL		514		119	633		TOTAL DE MARCHANDISE
FERTILIZERS NES	U K	127			127	R U	ENGRAIS CHIMIQUE NDA
	LIBER			11	11	LIBER	
COMMODITY TOTAL		127		11	138		TOTAL DE MARCHANDISE
AGRICULTURAL CHEMICALS	GER	20			20	ALL	PROD.CHIM.AGRICOLES
SYNTHETIC RUBBER	GER	10			10	ALL	CAOUTCHOU
CHEM.SPECIALTIES NES	U K	12			12	R U	PROD.CHIM.SPECIALTIES NDA
FUEL OIL	LIBER	19,652			19,652	LIBER	MAZOUT
PETROL.COAL PROD.NES	SWEDN			2	2	SUEDE	DERIVE PETR.CHARB.NDA
CASTINGS, FORGINGS	SWEDN	86			86	SUEDE	MOUL.PIECES FORGEES
BARS AND RODS, STEEL	GER			180	180	ALL	BARRES ET TIGES ACIER
	SWEDN			146	146	SUEDE	
	LIBER			580	580	LIBER	
COMMODITY TOTAL				906	906		TOTAL DE MARCHANDISE
PLATE & SHEET STEEL	U K	73			73	R U	TOLES, FEUILLES DACIER
	SWEDN			1,609	1,609	SUEDE	
	LIBER	55			55	LIBER	
COMMODITY TOTAL		128		1,609	1,737		TOTAL DE MARCHANDISE
PIPES, TUBES: IRON, STEEL	GER			5	5	ALL	TUYAUX, TUBES: FER, ACIER
WIRE	SWEDN			628	628	SUEDE	FIL METALLIQUE
	LIBER			1,315	1,315	LIBER	
	U S A			35	35	E-U	
COMMODITY TOTAL				1,978	1,978		TOTAL DE MARCHANDISE
ALUMINIUM	SWEDN	62			62	SUEDE	ALUMINIUM
METAL FAB.BASIC PROD.	U K	135			135	R U	OUVR.OE BASE EN METAL
	DENMK			6	6	DANMK	
	GER	65		113	178	ALL	
	SWEDN	18		90	108	SUEDE	



TABLE 2. CARGOES UNLOADED AT CANADIAN PORTS FROM FOREIGN COUNTRIES.

TABLEAU 2. MARCHANDISES DECHARGEES DANS LES PORTS CANADIENS EN PROVENANCE DE PAYS ETRANGERS.

COUNTRY OF ORIGIN AND KIND OF CARGO	REGISTRY OF VESSEL	ATLANTIC ATLANTIQUE	GREAT LAKES GRANDS LACS	PACIFIC PACIFIQUE	TOTAL TOTAL	IMMATIC. DU NAVIRE	PAYS D'ORIGINE ET MARCHANDISE
<b>AUSTRALIA</b>	<b>CONT.</b>						<b>AUSTRALIE</b>
	LIBER			113	113	LIBER	<b>SUITE</b>
	U S A			56	56	E-U	
<b>COMMODITY TOTAL</b>		218		378	596		<b>TOTAL DE MARCHANDISE</b>
<b>GLASS BASIC PRODUCTS</b>	U K	39			39	R U	<b>OUVR.DE BASE EN VERRE</b>
	SWEDN			45	45	SUEDE	
	U S A			26	26	E-U	
<b>COMMODITY TOTAL</b>		39		71	110		<b>TOTAL DE MARCHANDISE</b>
<b>NON-MET.MIN.BASIC PROD</b>	DENMK			6	6	DANMK	<b>PROD.MIN.NON-MET.BASE</b>
	SWEDN			13	13	SUEDE	
<b>COMMODITY TOTAL</b>				19	19		<b>TOTAL DE MARCHANDISE</b>
<b>MISC.FABRICATED PROD.</b>	SWEDN			2	2	SUEDE	<b>OUVRAGES DIVERS</b>
	U S A			1	1	E-U	
<b>COMMODITY TOTAL</b>				3	3		<b>TOTAL DE MARCHANDISE</b>
<b>TRACTORS</b>	SWEDN			2	2	SUEDE	<b>TRACTEURS</b>
<b>MACHINERY NES</b>	U K	14		35	49	R U	<b>MACHINES NDA</b>
	DENMK			42	42	DANMK	
	GER	36		77	113	ALL	
	NORV			17	17	NORV	
	SWEDN			112	112	SUEDE	
	LIBER			102	102	LIBER	
	U S A			98	98	E-U	
<b>COMMODITY TOTAL</b>		50		483	533		<b>TOTAL DE MARCHANDISE</b>
<b>PASS.AUTDS AND CHASSIS</b>	NORV			2	2	NORV	<b>VOITURES PART.+CHASSIS</b>
	LIBER			1	1	LIBER	
	JAPAN			1,000	1,000	JAPON	
<b>COMMODITY TOTAL</b>				1,003	1,003		<b>TOTAL DE MARCHANDISE</b>
<b>MOTOR VEHICLE ENGINES</b>	U K	4			4	R U	<b>MOTEURS DE VEH.AUTOM.</b>
	DENMK			2	2	DANMK	
	GER			8	8	ALL	
	SWEDN			10	10	SUEDE	
	LIBER			2	2	LIBER	
	U S A			11	11	E-U	
<b>COMMODITY TOTAL</b>				33	37		<b>TOTAL DE MARCHANDISE</b>
<b>SHIPS,AIRCRAFT,MIS.VEH</b>	U K	1			1	R U	<b>NAVIRES,AVIONS,VEH.DIV</b>
	GER			47	47	ALL	
	SWEDN			1	1	SUEDE	
	U S A			1	1	E-U	
<b>COMMODITY TOTAL</b>		1		49	50		<b>TOTAL DE MARCHANDISE</b>
<b>EQUIPMENT MISC.</b>	U K			4	4	R U	<b>MATERIEL DIVERS</b>
	DENMK			16	16	DANMK	
	GER	80		9	89	ALL	
	SWEDN	195	25	13	233	SUEDE	
	LIBER			14	14	LIBER	
	U S A			28	28	E-U	
<b>COMMODITY TOTAL</b>		275	25	84	384		<b>TOTAL DE MARCHANDISE</b>
<b>PERSONAL,HSEHOLD GOODS</b>	U K	64		5	69	R U	<b>ART.PERS.ET MENAGERS</b>
	DENMK			8	8	DANMK	
	GER	15		46	61	ALL	
	NORV			21	21	NORV	
	SWEDN	64	4	162	230	SUEDE	
	LIBER			35	35	LIBER	
	U S A			73	73	E-U	
<b>COMMODITY TOTAL</b>		143	4	350	497		<b>TOTAL DE MARCHANDISE</b>
<b>CONTAINERS,CLOSURES</b>	U K	16			16	R U	<b>CONTENEURS,FERMETURES</b>
	GER			91	91	ALL	
	SWEDN	10		61	71	SUEDE	
	LIBER			6	6	LIBER	
	U S A			61	61	E-U	
<b>COMMODITY TOTAL</b>		26		219	245		<b>TOTAL DE MARCHANDISE</b>
<b>MISC. END PRODUCTS NES</b>	DENMK			11	11	DANMK	<b>PRODUITS FINIS DIV.NDA</b>
	GER	50			50	ALL	
	SWEDN		28	2	30	SUEDE	
	U S A			5	5	E-U	
	OTHER	31			31	AUTRE	
<b>COMMODITY TOTAL</b>		81	28	18	127		<b>TOTAL DE MARCHANDISE</b>
<b>GENERAL CARGO</b>	U K	950			950	R U	<b>MARCHANDISES DIVERSES</b>
	DENMK			16	16	DANMK	
	GER	74		67	141	ALL	
	NORV			79	79	NORV	
	SWEDN	88	78	19	185	SUEDE	
	LIBER	22		285	307	LIBER	
	U S A			1	1	E-U	
<b>COMMODITY TOTAL</b>		1,134	78	467	1,679		<b>TOTAL DE MARCHANDISE</b>
<b>COUNTRY/REGION TOTAL</b>		397,975*	67,699*	223,491*	689,165*		<b>TOTAL DE PAYS/REGION</b>
<b>FIJI</b>							<b>FIDJI</b>
<b>RAW SUGAR</b>	GREEK			16,738	16,738	GRECQ	<b>SUCRE BRUT</b>
	NORV			16,800	16,800	NORV	
	LIBER			50,792	50,792	LIBER	
<b>COMMODITY TOTAL</b>				84,330	84,330		<b>TOTAL DE MARCHANDISE</b>
<b>SPICES</b>	SWEDN			6	6	SUEDE	<b>EPICES</b>
<b>MISC.FOOD PREP.NES</b>	U K			88	88	R U	<b>DIV.PREP.ALIM.NDA</b>
<b>VEG.OILS,FATS NES</b>	U K	2,546			2,546	R U	<b>HUIL.MAT.GRAS.VEG.NDA</b>
<b>PERSONAL,HSEHOLD GOODS</b>	U K			14	14	R U	<b>ART.PERS.ET MENAGERS</b>

TABLE 2. CARGOES UNLOADED AT CANADIAN PORTS FROM FOREIGN COUNTRIES.

TABEAU 2. MARCHANDISES DECHARGEES DANS LES PORTS CANADIENS EN PROVENANCE DE PAYS ETRANGERS.

COUNTRY OF ORIGIN AND KIND OF CARGO	REGISTRY OF VESSEL	ATLANTIC ATLANTIQUE	GREAT LAKES GRANDS LACS	PACIFIC PACIFIQUE	TOTAL TOTAL	IMMATIC. DU NAVIRE	PAYS D'ORIGINE ET MARCHANDISE
<b>FIJI</b>	<b>CONT.</b>						<b>FIDJI</b>
<b>COUNTRY/REGION TOTAL</b>		<b>2,546*</b>	<b>*</b>	<b>84,438*</b>	<b>86,984*</b>		<b>TOTAL DE PAYS/REGION</b>
<b>NEW ZEALAND</b>							<b>NOUV.- ZELANDE</b>
MEAT, FRESH OR FROZEN	U K DENMK GER SWEDN LIBER	33,142		3,042 153 2,846 610 1,316	26,185 153 2,846 610 1,316	P U DANMK ALL SUEDE LIBER	VIANDE, FRAICHE / CONG.
<b>COMMODITY TOTAL</b>		<b>33,142</b>		<b>7,968</b>	<b>41,110</b>		<b>TOTAL DE MARCHANDISE</b>
FISH, FRESH OR FROZEN	GER			62	62	ALL	POISSON, FRAIS OU CONG.
FISH, CANNED	GER			25	25	ALL	POISSON EN BOITES
LOBSTER	U K GER SWEDN LIBER	5		19 16 10 4	24 16 10 4	R U ALL SUEDE LIBER	HOMARD
<b>COMMODITY TOTAL</b>		<b>5</b>		<b>49</b>	<b>54</b>		<b>TOTAL DE MARCHANDISE</b>
CHEESE	U K			2	2	R U	FROMAGE
MILK POWDER	U K	622			622	P U	LAIT EN POWDRE
DAIRY PROD., EGGS, HONEY	U K	546			546	R U	PROD. LAIT., OEUFS, MIEL
APPLES	U K NORW	66			66	R U NORV	POMMES
<b>COMMODITY TOTAL</b>		<b>66</b>		<b>2,055</b>	<b>2,055</b>		<b>TOTAL DE MARCHANDISE</b>
FRESH FRUITS, BERRIES	U K NORW	9			9	R U NORV	FRUITS, BAIES FRAIS
<b>COMMODITY TOTAL</b>		<b>9</b>		<b>48</b>	<b>57</b>		<b>TOTAL DE MARCHANDISE</b>
DRIED FRUITS	U K	7			7	R U	FRUITS SECS
FRUITS, PREP. CANNED	U K GER	395			395	R U ALL	FRUITS PREP. EN BOITE
<b>COMMODITY TOTAL</b>		<b>395</b>		<b>262</b>	<b>657</b>		<b>TOTAL DE MARCHANDISE</b>
VEGETABLES, FRESH	DENMK GER OTHER	2			2	DANMK ALL AUTRE	LEGUMES, FRAIS
<b>COMMODITY TOTAL</b>		<b>337</b>		<b>689</b>	<b>1,026</b>		<b>TOTAL DE MARCHANDISE</b>
VEGETABLES, FROZEN	U K	102			102	R U	LEGUMES, CONGELES
VEGETABLES, DRIED	U K GER	129			129	R U ALL	LEGUMES, SECS
<b>COMMODITY TOTAL</b>		<b>129</b>		<b>11</b>	<b>140</b>		<b>TOTAL DE MARCHANDISE</b>
VEGETABLE PREP. NES	U K SWEDN	18			18	R U SUEDE	PREP. DE LEGUMES NDA
<b>COMMODITY TOTAL</b>		<b>18</b>		<b>744</b>	<b>762</b>		<b>TOTAL DE MARCHANDISE</b>
SUGAR PREPARATIONS	GER			19	19	ALL	PREP. A BASE DE SUCRE
SAUSAGE SKINS, CASINGS	U K GREEK SWEDN LIBER	579			423 1 1 1	R U GRECO SUEDE LIBER	BOYAUX A SAUCISSES
<b>COMMODITY TOTAL</b>		<b>579</b>		<b>426</b>	<b>1,005</b>		<b>TOTAL DE MARCHANDISE</b>
MISC. FOOD PREP. NES	U K			177	177	R U	DIV. PREP. ALIM. NDA
ALE, BEER, STOUT, PDRTER	DENMK GER SWEDN LIBER			5 2 11 8	5 2 11 8	DANMK ALL SUEOE LIBER	ALE, BIERE, STOUT, PDRTER
<b>COMMODITY TOTAL</b>				<b>26</b>	<b>26</b>		<b>TOTAL DE MARCHANDISE</b>
WINES	U K GER	18			3 17	R U ALL	VINS
<b>COMMODITY TOTAL</b>		<b>18</b>		<b>20</b>	<b>38</b>		<b>TOTAL DE MARCHANDISE</b>
DIST. ALCOHOLIC BEV.	U K			10	10	R U	BOISS. ALCOOL. DIST.
RAW HIDES AND SKINS	U K	165			165	R U	PEAUX ET CUIRS BRUT
CRUDE ANIMAL PROD. NES	U K GER SWEDN	342			16 12 10	R U ALL SUEOE	PR. BRUTS ORIG. ANIM. NDA
<b>COMMODITY TOTAL</b>		<b>342</b>		<b>38</b>	<b>380</b>		<b>TOTAL DE MARCHANDISE</b>
SEEDS FOR SOWING NES	U K	2			2	R U	GRAINES DE SEMENCE NDA
RUBBER, ALLIED GUMS, NAT LOGS	U K GER	15			15 6	R U ALL	CAOUTCHUC GOMMES NAT. BILLES
WOOL AND ANIMAL HAIR	U K DENMK GER GREEK SWEDN	2,470			37 47 69 27 13	R U DANMK ALL GRECO SUEDE	LAINE, POILS DANIMAL
<b>COMMODITY TOTAL</b>		<b>2,597</b>		<b>146</b>	<b>2,743</b>		<b>TOTAL DE MARCHANDISE</b>
RUBBER FAB. MATERIALS	GREEK			1	1	GRECO	OEMI-PROD. CAOUTCHUC
LUMBER AND TIMBER	GER			22	22	ALL	BOIS OEUVRE ET CHARP.
TEXTILE FAB. MTL NES	U K GER	177			177 4	R U ALL	OUVR. EN MAT. TEXT. NDA
<b>COMMODITY TOTAL</b>		<b>177</b>		<b>4</b>	<b>181</b>		<b>TOTAL DE MARCHANDISE</b>
ORGANIC CHEMICALS NES	U K GER	202			202 6	R U ALL	PROD. CHIM. ORGAN. NDA
<b>COMMODITY TOTAL</b>		<b>202</b>		<b>6</b>	<b>208</b>		<b>TOTAL DE MARCHANDISE</b>
FERTILIZERS NES	U K GER	84			84 29	R U ALL	ENGRAIS CHIMIQUE NDA
<b>COMMODITY TOTAL</b>		<b>84</b>		<b>29</b>	<b>113</b>		<b>TOTAL DE MARCHANDISE</b>
COPPER AND ALLOYS	U K	21			21	R U	CUIVRE ET ALLIAGES
NON-FERROUS METALS NES	U K	76			76	R U	METAUX NON-FERREUX NDA
METAL FAB. BASIC PROD.	U K	372			372	R U	OUVR. DE BASE EN METAL

TABLE 2. CARGOES UNLOADED AT CANADIAN PORTS FROM FOREIGN COUNTRIES.

TABLEAU 2. MARCHANDISES DECHARGEES DANS LES PORTS CANADIENS EN PROVENANCE DE PAYS ETRANGERS.

COUNTRY OF ORIGIN AND KIND OF CARGO	REGISTRY OF VESSEL	ATLANTIC ATLANTIQUE	GREAT LAKES GRANDS LACS	PACIFIC PACIFIQUE	TOTAL TOTAL	IMMATIC. DU NAVIRE	PAYS D'ORIGINE ET MARCHANDISE
<b>NEW ZEALAND</b>							<b>NOUV.- ZELANDE</b>
COMMODITY TOTAL	GEP			83	83	ALL	SUITE
MACHINERY NES	U K	372		85	457	R U	TOTAL DE MARCHANDISE
	DENMK	18		1	19	DANMK	MACHINES NDA
	GER			3	3	ALL	
	SWEDN			107	107	SUEDE	
COMMODITY TOTAL		18		7	136		TOTAL DE MARCHANDISE
PASS.AUTOS AND CHASSIS	U K			118	1	R U	VOITURES PART.,CHASSIS
MOTOR VEHICLE ENGINES	U K			1	1	R U	MOTEURS DE VEH.AUTOM.
	GEP			36	36	ALL	
COMMODITY TOTAL				37	37		TOTAL DE MARCHANDISE
SHIPS,AIRCRAFT,MIS.VEH	GER			8	8	ALL	NAVIRES,AVIONS,VEH.DIV
PERSONAL,HSEHOLD GOODS	U K	121		34	155	R U	ART.PERS.ET MENAGERS
	DENMK			14	14	DANMK	
	GER			80	80	ALL	
	SWEDN			46	46	SUEDE	
COMMODITY TOTAL		121		174	295		TOTAL DE MARCHANDISE
CONTAINERS,CLOSURES	U K	399			399	R U	CONTENEURS,FERMETURES
MISC. END PRODUCTS NES	U K	50		1	51	R U	PRODUITS FINIS DIV.NDA
	GER			26	26	ALL	
COMMODITY TOTAL		50		27	77		TOTAL DE MARCHANDISE
GENERAL CARGO	U K	191			191	R U	MARCHANDISES DIVERSES
	DENMK			3	3	DANMK	
	GER			48	48	ALL	
	SWEDN			17	17	SUEDE	
	LIBER			18	18	LIBER	
COMMODITY TOTAL		191		86	277		TOTAL DE MARCHANDISE
COUNTRY/REGION TOTAL		40,767*	*	13,387*	54,154*		TOTAL DE PAYS/REGION
<b>U.S. OCEANIA</b>							<b>OCEANIE E-U.</b>
PERSONAL,HSEHOLD GOODS	U S A			4	4	E-U	ART.PERS.ET MENAGERS
COUNTRY/REGION TOTAL		*	*	4*	4*		TOTAL DE PAYS/REGION
<b>FALKLAND IS.</b>							<b>ILES FALKLAND</b>
ALUMINA,BAUXITE ORES	GER	6,850			6,850	ALL	MINERAIS ALUMINE,BAUX.
COUNTRY/REGION TOTAL		6,850*	*	*	6,850*		TOTAL DE PAYS/REGION
<b>GUYANA</b>							<b>GUYANE</b>
RAW SUGAR	DENMK	3,342			3,342	DANMK	SUCRE BRUT
	GER	3,025			3,025	ALL	
	NORW	10,503			10,503	NORV	
	SWEDN	4,500			4,500	SUEDE	
	OTHER	2,957			2,957	AUTRE	
COMMODITY TOTAL		24,327			24,327		TOTAL DE MARCHANDISE
MOLASSES, REFINED	U K	3,712			3,712	R U	MELASSE,RAFFINEE
DIST.ALCOHOLIC BEV.	GER	1,143			1,143	ALL	BOISS.ALCOOL.DIST.
	NORW	112			112	NORV	
	OTHER	37			37	AUTRE	
COMMODITY TOTAL		1,292			1,292		TOTAL DE MARCHANDISE
LOGS	GER	200			200	ALL	BILLES
	NORW	45			45	NORV	
COMMODITY TOTAL		245			245		TOTAL DE MARCHANDISE
ALUMINA,BAUXITE ORES	U K	73,483		22,936	96,419	R U	MINERAIS ALUMINE,BAUX.
	GER	98,005			98,005	ALL	
	ITALY	29,653		13,304	42,957	ITAL	
	NETH	12,869			12,869	P.BAS	
	NORW	209,329	3,000	8,621	220,950	NORV	
	SWEDN	9,194			9,194	SUEDE	
	LIBER	58,770			58,770	LIBER	
	OTHER	8,644			8,644	AUTRE	
COMMODITY TOTAL		499,947	3,000	44,861	547,808		TOTAL DE MARCHANDISE
IRON ORE AND CONC	ITALY	27,229			27,229	ITAL	MINERAL,CONC.DE FER
COMMODITY TOTAL		27,229			27,229		TOTAL DE MARCHANDISE
LUMBER AND TIMBER	NORW	298			298	NORV	BOIS OEUVRE ET CHARP.
VENEER,PLYWOOD	GER	70			70	ALL	PLACAGES,CONTRE-PLAQ.
TRUCKS AND CHASSIS	NORW	1			1	NORV	CAMIONS ET CHASSIS
PERSONAL,HSEHOLD GOODS	NORW	1			1	NORV	ART.PERS.ET MENAGERS
	LIBER	2			2	LIBER	
COMMODITY TOTAL		3			3		TOTAL DE MARCHANDISE
CONTAINERS,CLOSURES	GER	57			57	ALL	CONTENEURS,FERMETURES
	NORW	1			1	NORV	
COMMODITY TOTAL		58			58		TOTAL DE MARCHANDISE
GENERAL CARGO	GER	103			103	ALL	MARCHANDISES DIVERSES
	NORW	9			9	NORV	
	LIBER	58			58	LIBER	
COMMODITY TOTAL		170			170		TOTAL DE MARCHANDISE
COUNTRY/REGION TOTAL		557,352*	3,000*	44,861*	605,213*		TOTAL DE PAYS/REGION



TABLE 2. CARGOES UNLOADED AT CANADIAN PORTS FROM FOREIGN COUNTRIES.

TABLAU 2. MARCHANDISES DECHARGEES DANS LES PORTS CANADIENS EN PROVENANCE DE PAYS ETRANGERS.

COUNTRY OF ORIGIN AND KIND OF CARGO	REGISTRY OF VESSEL	ATLANTIC ATLANTIQUE	GREAT LAKES GRANDS LACS	PACIFIC PACIFIQUE	TOTAL TOTAL	IMMATIC. DU NAVIRE	PAYS D'ORIGINE ET MARCHANDISE
ARGENTINA							ARGENTINE
MEAT, FRESH OR FROZEN	NORV			20	20	NORV	VIANDE, FRAICHE / CONG.
	U S A	398			398	E-U	
	OTHER	340	94		434	AUTRE	
COMMODITY TOTAL		738	94	20	852		TOTAL DE MARCHANDISE
MEAT, CURED	NORV			79	79	NORV	VIANDE FUMEE OU SALEE
	SWEDN	50			50	SUEDE	
	U S A	545		187	732	E-U	
	OTHER	192			192	AUTRE	
COMMODITY TOTAL		787		266	1,053		TOTAL DE MARCHANDISE
MEAT AND MEAT PREP. NES	DENMK	64			64	DANMK	VIANDES ET PREP. NDA
	NORV			84	84	NORV	
	SWEDN	3	42		45	SUEDE	
	U S A	1,241		224	1,465	E-U	
	OTHER	1,240	240		1,480	AUTRE	
COMMODITY TOTAL		2,548	282	308	3,138		TOTAL DE MARCHANDISE
CHEESE	U S A	46		6	52	E-U	FROMAGE
	OTHER	16			16	AUTRE	
COMMODITY TOTAL		62		6	68		TOTAL DE MARCHANDISE
CEREALS UNMILLED, NES	U S A	331		877	1,208	E-U	CEREALES NON MOUL., NDA
	OTHER	10			10	AUTRE	
COMMODITY TOTAL		341		877	1,218		TOTAL DE MARCHANDISE
MACARONI, CEREAL PROD.	DENMK	168			168	DANMK	PATES ALIM. PROD. CEREAL
FRESH FRUITS, BERRIES	U S A	255			255	E-U	FRUITS, BAIES FRATS
FROZEN FRUITS, BERRIES	U S A			182	182	E-U	FRUITS, BAIES CONGELES
FRUIT JUICES	SWEDN		16		16	SUEDE	JUS DE FRUIT
	U S A	129		256	385	E-U	
	OTHER	73			73	AUTRE	
COMMODITY TOTAL		202	16	256	474		TOTAL DE MARCHANDISE
PEANUTS	DENMK	1,667			1,667	DANMK	CACAHUETES
	U S A	251		55	306	E-U	
	OTHER	58			58	AUTRE	
COMMODITY TOTAL		1,976		55	2,031		TOTAL DE MARCHANDISE
NUTS, EXC. OIL NUTS NES	U S A			55	55	E-U	NOIX, SAUF OLEAG. NDA
	OTHER	50			50	AUTRE	
COMMODITY TOTAL		50		55	105		TOTAL DE MARCHANDISE
SUGAR PREPARATIONS	DENMK	60			60	DANMK	PREP. A BASE DE SUCRE
	U S A	82			82	E-U	
	OTHER	57			57	AUTRE	
COMMODITY TOTAL		199			199		TOTAL DE MARCHANDISE
COCOA AND CHOCOLATE	OTHER	56			56	AUTRE	CACAO ET CHOCOLAT
COFFEE	DENMK	33			33	DANMK	CAFE
	OTHER	123			123	AUTRE	
COMMODITY TOTAL		156			156		TOTAL DE MARCHANDISE
TEA	NORV			5	5	NORV	THE
	U S A	223		33	256	E-U	
	OTHER	169			169	AUTRE	
COMMODITY TOTAL		392		38	430		TOTAL DE MARCHANDISE
MISC. FOOD PREP. NES	U S A			29	29	E-U	DIV. PREP. ALIM. NDA
	OTHER	44			44	AUTRE	
COMMODITY TOTAL		44		29	73		TOTAL DE MARCHANDISE
HAY, FORAGE, STRAW	OTHER	3			3	AUTRE	FONN, FOURRAGE, PAILLE
OIL SEED MEAL, CAKE NES	DENMK	44			44	DANMK	FAR. FOURT. OLEAG. NDA
CONC. COMPLETE FEEDS	OTHER	28			28	AUTRE	CONC., PROV. COMPLETES
WINES	U S A	15			15	E-U	VINS
	OTHER	2			2	AUTRE	
COMMODITY TOTAL		17			17		TOTAL DE MARCHANDISE
DIST. ALCOHOLIC BEV.	U S A	6			6	E-U	BOISS. ALCOOL. DIST.
	OTHER	2			2	AUTRE	
COMMODITY TOTAL		8			8		TOTAL DE MARCHANDISE
RAW HIDES AND SKINS	U S A	11			11	E-U	PEAUX ET CUIRS BRUT
	OTHER	17			17	AUTRE	
COMMODITY TOTAL		28			28		TOTAL DE MARCHANDISE
CRUDE VEG. PROD. NES	U S A	46			46	E-U	PR. BRUTS ORIG. VEG. NDA
	OTHER	47			47	AUTRE	
COMMODITY TOTAL		93			93		TOTAL DE MARCHANDISE
WOOL AND ANIMAL HAIR	U S A	16			16	E-U	LAINES, POILS ANIMAL
	OTHER	82			82	AUTRE	
COMMODITY TOTAL		98			98		TOTAL DE MARCHANDISE
TEXTILE FIBRES NES	DENMK	389			389	DANMK	FIBRES TEXTILES NDA
	U S A	16			16	E-U	
	OTHER	763			763	AUTRE	
COMMODITY TOTAL		1,168			1,168		TOTAL DE MARCHANDISE
LUMBER AND TIMBER	OTHER	39			39	AUTRE	BOIS D'OEUVRE ET CHARP.
TEXTILE FAB. MTL NES	DENMK	11			11	DANMK	OUVR. EN MAT. TEXT. NDA
	OTHER	6			6	AUTRE	
COMMODITY TOTAL		17			17		TOTAL DE MARCHANDISE
OILS, FATS, WAXES NES	SWEDN		444		444	SUEDE	HUIL. MAT. GRAS. CIRE NDA
	U S A	443		28	471	E-U	
	OTHER	38			38	AUTRE	
COMMODITY TOTAL		481	444	28	953		TOTAL DE MARCHANDISE
INORGANIC CHEMS. NES	OTHER	11			11	AUTRE	PROD. CHIM. INORG. NDA
ORGANIC CHEMICALS NES	U S A	112			112	E-U	PROD. CHIM. ORGAN. NDA
COKE	NORV	26,836			26,836	NORV	COKE
	OTHER	53,980			53,980	AUTRE	
COMMODITY TOTAL		80,816			80,816		TOTAL DE MARCHANDISE
MACHINERY NES	OTHER	2			2	AUTRE	MACHINES NDA

TABLE 2. CARGOES UNLOADED AT CANADIAN PORTS FROM FOREIGN COUNTRIES.

TABLEAU 2. MARCHANDISES DECHARGEES DANS LES PORTS CANADIENS EN PROVENANCE DE PAYS ETRANGERS.

COUNTRY OF ORIGIN AND KIND OF CARGO	REGISTRY OF VESSEL	ATLANTIC ATLANTIQUE	GREAT LAKES GRANDS LACS	PACIFIC PACIFIQUE	TOTAL TOTAL	IMMATIC. DU NAVIRE	PAYS D'ORIGINE ET MARCHANDISE
<b>ARGENTINA CONT.</b>							<b>ARGENTINE SUITE</b>
EQUIPMENT MISC.	U S A	21			21	E-U	MATERIEL DIVERS
PERSONAL, HOUSEHOLD GOODS	U S A	7		2	9	E-U	ART. PERS. ET MENAGERS
	OTHER	19			19	AUTRE	
COMMODITY TOTAL		26		2	28		TOTAL DE MARCHANDISE
CONTAINERS, CLOSURES	U S A	2			2	E-U	CONTENEURS, FERMETURES
GENERAL CARGO	U S A	20			20	E-U	MARCHANDISES DIVERSES
	OTHER	59			59	AUTRE	
COMMODITY TOTAL		79			79		TOTAL DE MARCHANDISE
COUNTRY/REGION TOTAL		91,067*	836*	2,122*	94,025*		TOTAL DE PAYS/REGION
<b>BRAZIL</b>							<b>BRESIL</b>
MEAT, FRESH OR FROZEN	NORV			10	10	NORV	VIANDE, FRAICHE / CONG.
	U S A	319			319	E-U	
	OTHER	138			138	AUTRE	
COMMODITY TOTAL		457		10	467		TOTAL DE MARCHANDISE
MEAT, CURED	NORV			139	139	NORV	VIANDE FUMEE OU SALEE
	U S A			128	128	E-U	
	OTHER	62		110	172	AUTRE	
COMMODITY TOTAL		62		377	439		TOTAL DE MARCHANDISE
MEAT AND MEAT PREP. NES	DENMK	12			12	DANMK	VIANDES ET PREP. NDA
	LIBER	88			88	LIBER	
	U S A	265		339	604	E-U	
	OTHER	635	50		685	AUTRE	
COMMODITY TOTAL		1,000	50	339	1,389		TOTAL DE MARCHANDISE
DAIRY PROD. EGGS, HONEY	U S A			1	1	E-U	PROD. LAIT., ŒUFS, MIEL
CEPALS UNMILLED, NES	U S A			3,705	3,705	F-U	CEREALES NON MOUL., NDA
WHEAT FLOUR	OTHER	112			112	AUTRE	FARINE DE BLE
CEPALS MILLED, NES	NORV			1,102	1,102	NORV	CEREALES MOULUES, NDA
MACARONI, CEREAL PROD.	DENMK	227			227	DANMK	PATES ALIM. PROD. CEREAL
	NORV			18	18	NORV	
	LIBER	609			609	LIBER	
	U S A	112			112	F-U	
	OTHER	1,923	73		1,996	AUTRE	
COMMODITY TOTAL		2,871	73	18	2,962		TOTAL DE MARCHANDISE
RAZIN FRUITS, BERRIES	DENMK	800			800	DANMK	FRUITS, BAIES FRAIS
	U S A	516			516	E-U	
	OTHER	139			139	AUTRE	
COMMODITY TOTAL		1,455			1,455		TOTAL DE MARCHANDISE
FRUIT JUICES	U S A	2,012		248	2,260	E-U	JUS DE FRUIT
	OTHER	2,671	48		2,719	AUTRE	
COMMODITY TOTAL		4,683	48	248	4,979		TOTAL DE MARCHANDISE
FRUITS, PREP. CANNED	U S A	15			15	E-U	FRUITS PREP. EN BOITE
PEANUTS	DENMK	55			55	DANMK	CACAHUETES
	U S A	424			424	E-U	
COMMODITY TOTAL		479			479		TOTAL DE MARCHANDISE
NUTS, EXC. OIL NUTS NES	NORV			238	238	NORV	NOIX, SAUF ŒLEAG. NDA
	OTHER	1,007	96		1,103	AUTRE	
COMMODITY TOTAL		1,007	96	238	1,341		TOTAL DE MARCHANDISE
VEGETABLES, FRESH	OTHER	13			13	AUTRE	LEGUMES, FRAIS
VEGETABLE PREP. NES	U S A	4			4	E-U	PREP. DE LEGUMES NDA
RAW SUGAR	LIBER			10,340	10,340	LIBER	SUCRE BRUT
COCOA AND CHOCOLATE	LIBER	141			141	LIBER	CACAO ET CHOCOLAT
	U S A	533			533	E-U	
	OTHER	453	162		615	AUTRE	
COMMODITY TOTAL		1,127	162		1,289		TOTAL DE MARCHANDISE
COFFEE	DENMK	1,254			1,254	DANMK	CAFE
	NORV			5,173	5,173	NORV	
	SWEDN	396			396	SUEDE	
	LIBER	877	27		904	LIBER	
	U S A	3,791		3,947	7,738	E-U	
	OTHER	3,204	57		3,942	AUTRE	
COMMODITY TOTAL		9,522	84	9,801	19,407		TOTAL DE MARCHANDISE
TEA	DENMK	21			21	DANMK	THE
	NORV			6	6	NORV	
	LIBER	10			10	LIBER	
	U S A	56		3	59	E-U	
	OTHER	59			61	AUTRE	
COMMODITY TOTAL		146	2	9	157		TOTAL DE MARCHANDISE
SPICES	U S A			2	2	E-U	EPICES
MISC. FOOD PREP. NES	DENMK	223			223	DANMK	DIV. PREP. ALIM. NDA
	U S A	2		98	100	E-U	
	OTHER	216		42	258	AUTRE	
COMMODITY TOTAL		441		140	581		TOTAL DE MARCHANDISE
TOBACCO NES	U S A	2			2	E-U	TABACS NDA
	OTHER	92			92	AUTRE	
COMMODITY TOTAL		94			94		TOTAL DE MARCHANDISE
HAW HIDES AND SKINS	DENMK	2			2	DANMK	PEAUX ET CUIRS BRUT
	SWEDN		14		14	SUEDE	
	OTHER	45	1		46	AUTRE	
COMMODITY TOTAL		47	15		62		TOTAL DE MARCHANDISE
RAW VEG. PROD. NES	U S A	4			4	E-U	PR. BRUTS ORIG. VEG. NDA
	OTHER	36	9		45	AUTRE	
COMMODITY TOTAL		40	9		49		TOTAL DE MARCHANDISE
LOGS	LIBER		129		129	LIBER	BILLES

TABLE 2. CARGOES UNLOADED AT CANADIAN PORTS FROM FOREIGN COUNTRIES.

TABLÉAU 2. MARCHANDISES DECHARGÉES DANS LES PORTS CANADIENS EN PROVENANCE DE PAYS ÉTRANGERS.

COUNTRY OF ORIGIN AND KIND OF CARGO	REGISTRY OF VESSEL	ATLANTIC ATLANTIQUE	GREAT LAKES GRANDS LACS	PACIFIC PACIFIQUE	TOTAL TOTAL	IMMATIC. DU NAVIRE	PAYS D'ORIGINE ET MARCHANDISE
BRAZIL							BRESIL
CONT.							SUITE
COMMODITY TOTAL	OTHER	8			8	AUTRE	TOTAL DE MARCHANDISE
CRUDE WOOD MTLs. NES	OTHER	8	129		137		MATIERES BOIS BRUT NDA
TEXTILE FIBRES NES	DENMK	30			30	AUTRE	FIBRES TEXTILES NDA
	NORW	381			381	DANMK	
	LIBER		561	26	26	NORV	
	U S A	440			1,001	LIBER	
	OTHER	592			592	E-U	
COMMODITY TOTAL		2,620	1,171		3,791	AUTRE	TOTAL DE MARCHANDISE
IRON ORE AND CONC	U K	4,033	1,732	26	5,791	R U	MINERAI, CONC. DE FER
	GER	99,084			99,084	ALL	
COMMODITY TOTAL		30,262			30,262		TOTAL DE MARCHANDISE
MANGANESE ORE	GER	129,346			129,346	ALL	MINERAI DE MANGANESE
	ITALY	27,485			27,485	ITAL	
	NORW	30,180			30,180	NORV	
COMMODITY TOTAL		24,538			24,538		TOTAL DE MARCHANDISE
ORES AND CONC. NES	U S A	82,203			82,203	E-U	MINERAIS ET CONC. NDA
STONE, CRUDE NES	U S A	17			17	E-U	PIERRE BRUTE NDA
LUMBER AND TIMBER	DENMK	53			53	E-U	BOIS D'OEUVRE ET CHARP.
	SWEDN	66	16		156	DANMK	
	LIBER	140	8		122	SUEDE	
	U S A	114			299	E-U	
	OTHER	437	126		563	AUTRE	
COMMODITY TOTAL		1,056	150		1,206		TOTAL DE MARCHANDISE
VENEER, PLYWOOD	DENMK	67			67	DANMK	PLACAGES, CONTRE-PLAQ.
	U S A	83			83	E-U	
	OTHER	86			86	AUTRE	
COMMODITY TOTAL		236			236		TOTAL DE MARCHANDISE
WOOD FAB. MATERIALS	NORW			287	287	NORV	DEMI-PRODUITS EN BOIS
	U S A	44			520	E-U	
COMMODITY TOTAL		44		807	851		TOTAL DE MARCHANDISE
PAPERBOARD	U S A	117			117	E-U	CARTON
	OTHER	17			17	AUTRE	
COMMODITY TOTAL		134			134		TOTAL DE MARCHANDISE
BLDG. PAPER AND BOARD	DENMK	52			52	DANMK	PLAQ. CONSTR., PAP/CART.
	SWEDN	220	90		310	SUEDE	
	LIBER	915	69		984	LIBER	
	U S A	31			31	E-U	
	OTHER	537	56		593	AUTRE	
COMMODITY TOTAL		1,755	215		1,970		TOTAL DE MARCHANDISE
WET MACHINE BOARD	LIBER		13		13	LIBER	CARTON EN PATE PRESSE
	U S A	98			98	E-U	
COMMODITY TOTAL		98	13		111		TOTAL DE MARCHANDISE
CORDAGE, TWINE, ROPE	OTHER	270	2,080		2,350	AUTRE	CORDAGE, FICELLE, CORDE
TEXTILE FAB. MTL NES	DENMK	395			395	DANMK	OUVR. EN MAT. TEXT. NDA
	NORW			3	3	NORV	
	SWEDN	16	7		23	SUEDE	
	LIBER	86			86	LIBER	
	U S A	541			541	E-U	
	OTHER	554			554	AUTRE	
COMMODITY TOTAL		1,592	7		1,602		TOTAL DE MARCHANDISE
VEG. OILS, FATS NES	OTHER		1,107		1,107	AUTRE	HUIL. MAT. GRAS. VEG. NDA
OILS, FATS, WAXES NES	NORW			6	6	NORV	HUIL. MAT. GRAS. CIRE NDA
	SWEDN		5		5	SUEDE	
	U S A	36			36	E-U	
	OTHER	144			144	AUTRE	
COMMODITY TOTAL		180	5		191		TOTAL DE MARCHANDISE
INORGANIC CHEMS. NES	OTHER	58		6	58	AUTRE	PROD. CHIM. INORG. NDA
ORGANIC CHEMICALS NES	DENMK	231			231	DANMK	PROD. CHIM. ORGAN. NDA
	SWEDN	40			40	SUEDE	
	LIBER	110			110	LIBER	
	U S A	1			1	E-U	
	OTHER	362	3		365	AUTRE	
COMMODITY TOTAL		744	3		747		TOTAL DE MARCHANDISE
CHEM. SPECIALTIES NES	LIBER	80			80	LIBER	PROD. CHIM. SPECIAUX NDA
FERRN-ALLOYS	NORW			1	1	NORV	FERRON-ALLIAGES
NON-FERROUS METALS NES	U S A	17		1	18	E-U	METAUX NON-FERREUX NDA
METAL FAB. BASIC PROD.	LIBER	16	2		18	LIBER	OUVR. DE BASE EN METAL
	U S A			9	9	E-U	
	OTHER	5	5		10	AUTRE	
COMMODITY TOTAL		21	7		37		TOTAL DE MARCHANDISE
BRICKS, TILES NES	LIBER	25		9	25	LIBER	BRIQUES, TUILES NDA
GLASS BASIC PRODUCTS	U S A	2			2	E-U	OUVR. DE BASE EN VERRE
	OTHER	6			6	AUTRE	
COMMODITY TOTAL		8			8		TOTAL DE MARCHANDISE
NON-MET. MIN. BASIC PROD	NORW			5	5	NORV	PROD. MIN. NON-MET. BASE
	SWEDN	180			180	SUEDE	
	LIBER	20			20	LIBER	
	U S A	181			181	E-U	
	OTHER	124			124	AUTRE	
COMMODITY TOTAL		505		5	510		TOTAL DE MARCHANDISE
MISC. FABRICATED PROD.	U S A			13	13	E-U	OUVRAGES DIVERS
	OTHER	6			6	AUTRE	
COMMODITY TOTAL		6		13	19		TOTAL DE MARCHANDISE
MACHINERY NES	DENMK	23			23	DANMK	MACHINES NDA
	NORW			4	4	NORV	



TABLE 2. CARGOES UNLOADED AT CANADIAN PORTS FROM FOREIGN COUNTRIES.

TABLEAU 2. MARCHANDISES DECHARGEES DANS LES PORTS CANADIENS EN PROVENANCE DE PAYS ETRANGERS.

COUNTRY OF ORIGIN AND KIND OF CARGO	REGISTRY OF VESSEL	ATLANTIC ATLANTIQUE	GREAT LAKES GRANDS LACS	PACIFIC PACIFIQUE	TOTAL TOTAL	IMMATIC. DU NAVIRE	PAYS D'ORIGINE ET MARCHANDISE
<b>BRAZIL</b>	<b>CONT.</b>						<b>BRESIL</b>
	SWEDN		19		19	SUEOE	
	U S A	13		1	14	E-U	
	OTHER	2			2	AUTRE	
COMMODITY TOTAL		38	19	5	62		TOTAL DE MARCHANDISE
SHIPS, AIRCRAFT, MTS. VEH	DENMK	1			1	DANMK	NAVIRES, AVIONS, VEH. DIV
RUBBER TIRES AND TUBES	U S A			5	5	E-U	PNEUS, CHAMBRES A AIR
	OTHER	8			8	AUTRE	
COMMODITY TOTAL		8		5	13		TOTAL DE MARCHANDISE
EQUIPMENT MISC.	U S A	50			50	E-U	MATERIEL DIVERS
	OTHER	20			20	AUTRE	
COMMODITY TOTAL		70			70		TOTAL DE MARCHANDISE
PERSONAL, HOUSEHOLD GOODS	NORV			4	4	NORV	ART. PERS. ET MENAGERS
	SWEDN		1		1	SUEOE	
	LIBER		18		18	LIBER	
	U S A	10		4	14	E-U	
	OTHER	31	4		35	AUTRE	
COMMODITY TOTAL		41	23	8	72		TOTAL DE MARCHANDISE
FIREARMS, AMMUNITION	LIBER	10			10	LIBER	ARMES A FEU, MUNITIONS
	U S A	21			21	E-U	
	OTHER	12			12	AUTRE	
COMMODITY TOTAL		43			43		TOTAL DE MARCHANDISE
CONTAINERS, CLOSURES	U S A	665			665	E-U	CONTENEURS, FERMETURES
	OTHER	3			3	AUTRE	
COMMODITY TOTAL		668			668		TOTAL DE MARCHANDISE
MISC. END PRODUCTS NES	U S A	5			5	E-U	PRODUITS FINIS DIV. NDA
	OTHER	25			25	AUTRE	
COMMODITY TOTAL		30			30		TOTAL DE MARCHANDISE
GENERAL CARGO	DENMK	22			22	DANMK	MARCHANDISES DIVERSES
	SWEDN	4	2		7	SUEOE	
	LIBER	14			14	LIBER	
	U S A	25			25	E-U	
	OTHER	183	76		259	AUTRE	
COMMODITY TOTAL		248	79		327		TOTAL DE MARCHANDISE
COUNTRY/REGION TOTAL		247,241*	6,108*	27,219*	280,568*		TOTAL DE PAYS/REGION
<b>CHILE</b>							<b>CHILI</b>
FRESH FRUITS, BERRIES	U S A			76	76	E-U	FRUITS, BAIES FRAIS
NUTS, EXC. OIL NUTS NES	U S A			8	8	E-U	NOIX, SAUF OLEAG. NDA
VEGETABLES, FRESH	U S A			366	366	E-U	LEGUMES, FRATS
VEGETABLE PREP. NES	U S A			586	586	E-U	PREP. DE LEGUMES NDA
WINES	U S A			64	64	E-U	VINS
	OTHER	1			1	AUTRE	
COMMODITY TOTAL		1		64	65		TOTAL DE MARCHANDISE
DIST. ALCOHOLIC BEV.	U S A			6	6	E-U	BOISS. ALCOOL. DIST.
LUMBER AND TIMBER	OTHER	47			47	AUTRE	BOIS D'OEUVRE ET CHARP.
METALLIC SALTS	U S A			6	6	E-U	SELS METALLIQUES
FERTILIZERS NES	U S A			2,350	2,350	E-U	ENGRAIS CHIMIQUE NDA
	OTHER	3,307			3,307	AUTRE	
COMMODITY TOTAL		3,307		2,350	5,657		TOTAL DE MARCHANDISE
COPPER AND ALLOYS	U S A			12	12	E-U	CUIVRE ET ALLIAGES
PASS. AUTOS AND CHASSIS	U S A			3	3	E-U	VOITURES PART., CHASSIS
TRUCKS AND CHASSIS	U S A			2	2	E-U	CAMIONS ET CHASSIS
PERSONAL, HOUSEHOLD GOODS	U S A			5	5	E-U	ART. PERS. ET MENAGERS
GENERAL CARGO	OTHER	16			16	AUTRE	MARCHANDISES DIVERSES
COUNTRY/REGION TOTAL		3,371*	*	3,484*	6,855*		TOTAL DE PAYS/REGION
<b>COLOMBIA</b>							<b>COLOMBIE</b>
MACARONI, CEREAL PROD.	LIBER	507			507	LIBER	PATES ALIM. PROD. CEREAL
NUTS, EXC. OIL NUTS NES	NORV			117	117	NORV	NOIX, SAUF OLEAG. NDA
COFFEE	DENMK			169	169	DANMK	CAFE
	NORV	602		754	1,356	NORV	
	U S A			19	19	E-U	
	OTHER	1,631		39	1,670	AUTRE	
COMMODITY TOTAL		2,233		981	3,214		TOTAL DE MARCHANDISE
CRUDE VEG. PROD. NES	OTHER	13			13	AUTRE	PR. BRUTS ORIG. VEG. NDA
TEXTILE FIBRES NES	GER		68		68	ALL	FIBRES TEXTILES NDA
IRON AND STEEL SCRAP	NORV			21	21	NORV	DECHETS DE FER, D'ACIER
CRUDE PETROLEUM	ITALY	34,589			34,589	ITAL	PETROLE BRUT
LUMBER AND TIMBER	DENMK	1,064			1,064	DANMK	BOIS D'OEUVRE ET CHARP.
	GREEK	645			645	GRECQ	
	NORV	82			82	NORV	
	LIBER	1,447			1,447	LIBER	
	OTHER	6,422			6,422	AUTRE	
COMMODITY TOTAL		9,660			9,660		TOTAL DE MARCHANDISE
TEXTILE FAB. MTL NES	NORV	269			269	NORV	OUVR. EN MAT. TEXT. NDA
	OTHER	251			251	AUTRE	
COMMODITY TOTAL		520			520		TOTAL DE MARCHANDISE
CHEM. SPECIALTIES NES	GER		372		372	ALL	PROD. CHIM. SPECIAUX NDA
BRICKS, TILES NES	GER		120		120	ALL	BRIQUES, TUILLES NDA
GLASS BASIC PRODUCTS	DENMK			173	173	DANMK	OUVR. DE BASE EN VERRE

TABLE 2. CARGOES UNLOADED AT CANADIAN PORTS FROM FOREIGN COUNTRIES.

TABLEAU 2. MARCHANDISES DECHARGEES DANS LES PORTS CANADIENS EN PROVENANCE DE PAYS ETRANGERS.

COUNTRY OF ORIGIN AND KIND OF CARGO	REGISTRY OF VESSEL	ATLANTIC ATLANTIQUE	GREAT LAKES GRANDS LACS	PACIFIC PACIFIQUE	TOTAL TOTAL	IMMATIC. OU NAVIRE	PAYS D'ORIGINE ET MARCHANDISE
<b>COLOMBIA CONT.</b>							<b>COLOMBIE SUITE</b>
	NORW			420	420	NORV	
	U S A			23	23	E-U	
	OTHER			256	256	AUTRE	
<b>COMMODITY TOTAL</b>				<b>872</b>	<b>872</b>		<b>TOTAL DE MARCHANDISE</b>
NON-MET.MIN.BASIC PROD	DENMK			32	32	DANMK	PROD.MIN.NON-MET.BASE
	OTHER			91	91	AUTRE	
<b>COMMODITY TOTAL</b>				<b>123</b>	<b>123</b>		<b>TOTAL DE MARCHANDISE</b>
MISC.FABRICATED PROD.	DENMK			49	49	DANMK	OUVRAGES DIVERS
CONTAINERS,CLOSURES	NORW			136	136	NORV	CONTENEURS,FERMETURES
GENERAL CARGO	OTHER	11			11	NORV	MARCHANDISES DIVERSES
		169			169	AUTRE	
<b>COMMODITY TOTAL</b>		<b>180</b>			<b>180</b>		<b>TOTAL DE MARCHANDISE</b>
<b>COUNTRY/REGION TOTAL</b>		<b>47,702*</b>	<b>560*</b>	<b>2,299*</b>	<b>50,561*</b>		<b>TOTAL DE PAYS/REGION</b>
<b>ECUADOR</b>							<b>EQUATEUR</b>
DRIED FRUITS	DENMK			3	3	DANMK	FRUITS SECS
	U S A			2	2	E-U	
	OTHER			13	13	AUTRE	
<b>COMMODITY TOTAL</b>				<b>18</b>	<b>18</b>		<b>TOTAL DE MARCHANDISE</b>
COCOA AND CHOCOLATE	NORW	619			619	NORV	CACAO ET CHOCOLAT
	OTHER	153			153	AUTRE	
<b>COMMODITY TOTAL</b>		<b>772</b>			<b>772</b>		<b>TOTAL DE MARCHANDISE</b>
COFFEE	DENMK			139	139	DANMK	CAFE
	NORW	48		211	259	NORV	
	U S A			38	38	E-U	
	OTHER	996		120	1,116	AUTRE	
<b>COMMODITY TOTAL</b>		<b>1,044</b>		<b>508</b>	<b>1,552</b>		<b>TOTAL DE MARCHANDISE</b>
DIST.ALCOHOLIC BEV.	OTHER	16			16	AUTRE	BOISS.ALCOOL.DIST.
CRUDE VEG.PROD.NES	OTHER	44			44	AUTRE	PR.BRUTS DRIG.VEG.NDA
CRUDE WOOD MTL.S. NES	DENMK			1	1	DANMK	MATIERES BOIS BRUT NDA
VENEER,PLYWOOD	OTHER	14			14	AUTRE	PLACAGES,CONTRE-PLAQ.
PERSONAL,HSEHOLD GOODS	U S A			2	2	E-U	ART.PERS.ET MENAGERS
GENERAL CARGO	OTHER	39			39	AUTRE	MARCHANDISES DIVERSES
<b>COUNTRY/REGION TOTAL</b>		<b>1,929*</b>	<b>*</b>	<b>529*</b>	<b>2,458*</b>		<b>TOTAL DE PAYS/REGION</b>
<b>FRENCH GUYANA</b>							<b>GUYANE FR.</b>
INORGANIC CHEMS. NES	OTHER	28			28	AUTRE	PROD.CHEM.IMORG.NDA
GLASS BASIC PRODUCTS	OTHER	128			128	AUTRE	OUVR.DE BASE EN VERRE
GENERAL CARGO	OTHER	9			9	AUTRE	MARCHANDISES DIVERSES
<b>COUNTRY/REGION TOTAL</b>		<b>165*</b>	<b>*</b>	<b>*</b>	<b>165*</b>		<b>TOTAL DE PAYS/REGION</b>
<b>PARAGUAY</b>							<b>PARAGUAY</b>
RAW HIDES AND SKINS	U S A	1			1	E-U	PEAUX ET CUIRS BRUT
WOOL AND ANIMAL HAIR	U S A	12			12	E-U	LAIN.E,POILS DANIMAL
STONE,CRUDE NES	U S A	157			157	E-U	PIERRE BRUTE NDA
GENERAL CARGO	U S A	1			1	E-U	MARCHANDISES DIVERSES
<b>COUNTRY/REGION TOTAL</b>		<b>171*</b>	<b>*</b>	<b>*</b>	<b>171*</b>		<b>TOTAL DE PAYS/REGION</b>
<b>PERU</b>							<b>PEROU</b>
FISH,CANNED	U S A			49	49	E-U	POISSON EN BOITES
FRESH FRUITS,BERRIES	U S A			3	3	E-U	FRUITS, BAIES FRAIS
VEGETABLES, FRESH	U S A			56	56	E-U	LEGUMES, FRAIS
	OTHER	77			77	AUTRE	
<b>COMMODITY TOTAL</b>		<b>77</b>		<b>56</b>	<b>133</b>		<b>TOTAL DE MARCHANDISE</b>
VEGETABLES, DRIED	U S A			20	20	E-U	LEGUMES, SECS
COCOA AND CHOCOLATE	NORW	20			20	NORV	CACAO ET CHOCOLAT
	OTHER	5			5	AUTRE	
<b>COMMODITY TOTAL</b>		<b>25</b>			<b>25</b>		<b>TOTAL DE MARCHANDISE</b>
COFFEE	DENMK			38	38	DANMK	CAFE
	NORW	27			27	NORV	
	U S A			1,100	1,100	E-U	
	OTHER	306		197	503	AUTRE	
<b>COMMODITY TOTAL</b>		<b>333</b>		<b>1,335</b>	<b>1,668</b>		<b>TOTAL DE MARCHANDISE</b>
LEAD,ORE AND CONC.	NORW			2,263	2,263	NORV	MINERAL,CONC.DE PLOMB
	LIBER			3,442	3,442	LIBER	
<b>COMMODITY TOTAL</b>				<b>5,705</b>	<b>5,705</b>		<b>TOTAL DE MARCHANDISE</b>
ORES AND CONC.NES	OTHER	26			26	AUTRE	MINERAIS ET CONC.NDA
LUMBER AND TIMBER	U S A			2	2	E-U	BOIS DOEUVRE ET CHARP.
TEXTILE FAB.MTL NES	OTHER	4			4	AUTRE	OUVR.EN MAT.TEXT.NDA
PLATE & SHEET STEEL	U S A			1	1	E-U	TOLES,FEUILLES DACIER
TRACTORS	OTHER	3			3	AUTRE	TRACTEURS
MACHINERY NES	OTHER	11			11	AUTRE	MACHINES NDA
PERSONAL,HSEHOLD GOODS	NORW			3	3	NORV	ART.PERS.ET MENAGERS
	U S A			8	8	E-U	
<b>COMMODITY TOTAL</b>				<b>11</b>	<b>11</b>		<b>TOTAL DE MARCHANDISE</b>
CONTAINERS,CLOSURES	OTHER	23			23	AUTRE	CONTENEURS,FERMETURES
MISC.END PRODUCTS NES	U S A			8	8	E-U	PRODUITS FINIS DIV.NDA
GENERAL CARGO	NORW	27			27	NORV	MARCHANDISES DIVERSES

TABLE 2. CARGOES UNLOADED AT CANADIAN PORTS FROM FOREIGN COUNTRIES.

TABLEAU 2. MARCHANDISES DECHARGEES DANS LES PORTS CANADIENS EN PROVENANCE DE PAYS ETRANGERS.

COUNTRY OF ORIGIN AND KIND OF CARGO	REGISTRY OF VESSEL	ATLANTIC ATLANTIQUE	GREAT LAKES GRANDS LACS	PACIFIC PACIFIQUE	TOTAL TOTAL	IMMATIC. OU NAVIRE	PAYS D'ORIGINE ET MARCHANDISE
<b>PERU</b>	<b>CONT.</b>						<b>PERDU</b>
	U S A			5	5	E-U	<b>SUITE</b>
	OTHER	103			103	AUTRE	
COMMODITY TOTAL		130		5	135		TOTAL DE MARCHANDISE
COUNTRY/REGION TOTAL		632*	*	7,195*	7,827*		TOTAL DE PAYS/REGION
<b>SURINAM</b>							<b>SURINAM</b>
ALUMINA,BAUXITE ORES	U K	22,176			22,176	R U	MINERAIS ALUMINE,BAUX.
	NORW	79,788	4,935		84,723	NORW	
	LIBER		6,991		6,991	LIBER	
COMMODITY TOTAL		101,964	11,926		113,890		TOTAL DE MARCHANDISE
COUNTRY/REGION TOTAL		101,964*	11,926*	*	113,890*		TOTAL DE PAYS/REGION
<b>URUGUAY</b>							<b>URUGUAY</b>
FRUIT JUICES	U S A	257			257	E-U	JUS DE FRUIT
TEA	OTHER	41			41	AUTRE	THE
NON-ALCOHOLIC BEVERAGE	U S A			3	3	E-U	BOISSONS NON-ALCOOLIQ.
RAW HIDES AND SKINS	U S A	2			2	E-U	PEAUX ET CUIRS BRUT
WOOL AND ANIMAL HAIR	U S A	51			51	E-U	LAINF,POILS DANIMAL
	OTHER		1		1	AUTRE	
COMMODITY TOTAL		51	1		52		TOTAL DE MARCHANDISE
STONE,CRUDE NES	U S A	310			310	E-U	PIERRE BRUTE NDA
WATER AND ICE	NORW			4	4	NORW	EAU ET GLACE
LEATHER	U S A	1			1	E-U	CUIR
TEXTILE FAB.MTL NES	U S A	10			10	E-U	OUVR.EN MAT.TEXT.NDA
PERSONAL,HSEHOLD GOODS	U S A	5			5	E-U	ART.PERS.ET MENAGERS
CONTAINERS,CLOSURES	U S A	1			1	E-U	CONTENEURS,FERMETURES
MISC. END PRODUCTS NES	U S A	3			3	E-U	PRODUITS FINIS DIV.NDA
GENERAL CARGO	U S A	2			2	E-U	MARCHANDISES DIVERSES
COUNTRY/REGION TOTAL		683*	1*	7*	691*		TOTAL DE PAYS/REGION
<b>VENEZUELA</b>							<b>VENEZUELA</b>
COFFEE	GER	72			72	ALL	CAFE
TEXTILE FIBRES NES	GER		33		33	ALL	FIBRES TEXTILES NDA
ALUMINA,BAUXITE ORES	U K	27,671			27,671	R U	MINERAIS ALUMINE,BAUX.
	GER	16,538			16,538	ALL	
	NORW	73,911			73,911	NORW	
	LIBER	18,577			18,577	LIBER	
	OTHER	10,968			10,968	AUTRE	
COMMODITY TOTAL		147,665			147,665		TOTAL DE MARCHANDISE
CRUDE PETROLEUM	U K	154,049			154,049	R U	PETROLE BRUT
	DENMK	20,000			20,000	ORANMK	
	GREEK	726,592			726,592	GRECQ	
	ITALY	15,026			15,026	ITAL	
	NETH	250,723	22,112		272,835	P.BAS	
	NORW	50,672			50,672	NORW	
	SWEDN	91,139			91,139	SUEDE	
	LIBER	1,729,046	58,984		1,788,030	LIBER	
	PANAM	820,730			820,730	PANAM	
	U S A	37,453			37,453	E-U	
	OTHER	1,256,373			1,256,373	AUTRE	
COMMODITY TOTAL		5,151,803	81,096		5,232,899		TOTAL DE MARCHANDISE
ORGANIC CHEMICALS NES	GER		186		186	ALL	PROD.CHIM.ORGAN.NDA
GASOLINE	SWEDN	1,329			1,329	SUEDE	ESSENCE
	OTHER	16,953			16,953	AUTRE	
COMMODITY TOTAL					18,282		TOTAL DE MARCHANDISE
FUEL OIL	U K	407,091	12,850	29,970	449,911	R U	MAZOUT
	GER	63,197			63,197	ALL	
	GREEK	117,550			117,550	GRECQ	
	ITALY	94,818	12,619		107,437	ITAL	
	NETH	226,883			226,883	P.BAS	
	NORW	132,362		48,066	180,428	NORW	
	SWEDN	112,342			112,342	SUEDE	
	LIBER	1,315,745	52,189	8,000	1,375,934	LIBER	
	PANAM	166,201			166,201	PANAM	
	CAN	412,283			412,283	CAN	
	U S A	42,309			42,309	E-U	
	OTHER	264,062	108,880		372,943	AUTRE	
COMMODITY TOTAL		3,354,844	186,538	86,036	3,627,418		TOTAL DE MARCHANDISE
LUBRICATING OIL,GREASE	LIBER	6,448			6,448	LIBER	HUILE,GRASSE LUBRIF.
	PANAM	3,625			3,625	PANAM	
COMMODITY TOTAL		10,073			10,073		TOTAL DE MARCHANDISE
ASPHALTS,ROAD OILS	LIBER	40,543			40,543	LIBER	ASPHALTE,BITUME LIQD.
	PANAM	7,769			7,769	PANAM	
COMMODITY TOTAL		48,312			48,312		TOTAL DE MARCHANDISE
COAL TAR,PITCH	GER			5,045	5,045	ALL	GOUDRON,BRAI DE BOUIL.
BITUMAL.COAL PROD.NES	U K	905			905	R U	DERIVE PETR.CHARB.NDA
	NETH	999			999	P.BAS	
	OTHER	3,609			3,609	AUTRE	
COMMODITY TOTAL		5,513			5,513		TOTAL DE MARCHANDISE
MACHINERY NES	GER		1		1	ALL	MACHINES NDA



TABLE 2. CARGOES UNLOADED AT CANADIAN PORTS FROM FOREIGN COUNTRIES.

TABLEAU 2. MARCHANDISES DECHARGEES DANS LES PORTS CANADIENS EN PROVENANCE DE PAYS ETRANGERS.

COUNTRY OF ORIGIN AND KIND OF CARGO	REGISTRY OF VESSEL	ATLANTIC ATLANTIQUE	GREAT LAKES GRANDS LACS	PACIFIC PACIFIQUE	TOTAL TOTAL	IMMTRIC. DU NAVIRE	PAYS D'ORIGINE ET MARCHANDISE
VENEZUELA PERSONAL, HOUSEHOLD GOODS GENERAL CARGO	LIBER GFR	1 54			1 54	LIBER ALL	VENEZUELA ART. PERS. ET MENAGERS SUITE MARCHANDISES DIVERSES
COUNTRY/REGION TOTAL		8,736,619*	267,854*	91,081*	9,095,554*		TOTAL DE PAYS/REGION
BAHAMAS DIST. ALCOHOLIC BEV. COMMODITY TOTAL FUEL OIL	CAN OTHER U K GREEK NORW LIBER	204 97 301 33,585 19,978 14,938 62,168			204 97 301 33,585 19,978 14,938 84,234	CAN AUTRE R U GRECO NORV LIBER	ILES BAHAMAS BOISS. ALCOOL. DIST. TOTAL DE MARCHANDISE MAZOUT
COMMODITY TOTAL CONTAINERS, CLOSURES GENERAL CARGO	NORW GEP NORW	130,669 1 19 2	22,066 22,066		152,735 1 19 2	NORV ALL NORV	TOTAL DE MARCHANDISE CONTENEURS, FERMETURES MARCHANDISES DIVERSES
COMMODITY TOTAL		21			21		TOTAL DE MARCHANDISE
COUNTRY/REGION TOTAL		130,992*	22,066*	*	153,058*		TOTAL DE PAYS/REGION
BERMUDA FRUIT PULP, PUREE DIST. ALCOHOLIC BEV. PERSONAL, HOUSEHOLD GOODS	LIBER OTHER GER LIBER	6 335 44 1			6 335 44 1	LIBER AUTRE ALL LIBER	BERMUDES PULPE DE FRUIT, PUREE BOISS. ALCOOL. DIST. ART. PERS. ET MENAGERS
COMMODITY TOTAL CONTAINERS, CLOSURES GENERAL CARGO	GER GER OTHER	45 33 23 55 78			45 33 23 55 78	ALL ALL AUTRE	TOTAL DE MARCHANDISE CONTENEURS, FERMETURES MARCHANDISES DIVERSES
COMMODITY TOTAL							TOTAL DE MARCHANDISE
COUNTRY/REGION TOTAL		497*	*	*	497*		TOTAL DE PAYS/REGION
BR. HONDURAS FRUIT JUICES COMMODITY TOTAL RAW SUGAR	DENMK CAN GEP GREEK NORW	227 583 810 11,398 3,610 5,884		7,000 3,610 5,884	227 583 810 15,008 5,884	DANMK CAN ALL GRECO NORV	HONDURAS BR. JUS DE FRUIT TOTAL DE MARCHANDISE SUCRE BRUT
COMMODITY TOTAL PERSONAL, HOUSEHOLD GOODS	CAN	11,398 3	16,494		27,892 3	CAN	TOTAL DE MARCHANDISE ART. PERS. ET MENAGERS
COUNTRY/REGION TOTAL		12,211*	16,494*	*	28,705*		TOTAL DE PAYS/REGION
BARBAADOS MEAT, FRESH OR FROZEN MOLASSES, CRUDE MOLASSES, REFINED	U K LIBER U K LIBER	1,113 1,000 3,443 6,642			1,113 1,000 3,443 6,642	R U LIBER R U LIBER	BARBAOOS VIANDE, FRAICHE / CONG. MELASSE, BRUTE MELASSE, RAFFINEE
COMMODITY TOTAL DIST. ALCOHOLIC BEV.	GEP ITALY OTHER	10,085 17 98	17	4	10,085 17 4 98	ALL ITAL AUTRE	TOTAL DE MARCHANDISE BOISS. ALCOOL. DIST.
COMMODITY TOTAL LUMBER AND TIMBER GENERAL CARGO	SWEDN GEP LIBER	98 1 158 3	17	4	119 1 158 3	SUEDE ALL LIBER	TOTAL DE MARCHANDISE BOIS D'OEUVRE ET CHARP. MARCHANDISES DIVERSES
COMMODITY TOTAL		161			161		TOTAL DE MARCHANDISE
COUNTRY/REGION TOTAL		12,458*	17*	4*	12,479*		TOTAL DE PAYS/REGION
JAMAICA FRUIT JUICES COMMODITY TOTAL FRUITS, PREP. CANNED VEGETABLE PREP. NES MOLASSES, CRUDE SYRUP SUGAR PREPARATIONS	GER NORW GER U S A U K NDPW DENMK GEP	3 14 17 18 1 1 6 5			3 14 17 18 1 1 6 5	ALL NORV ALL E-U R U NORV DANMK ALL	JAMAIQUE JUS DE FRUIT TOTAL DE MARCHANDISE FRUITS PREP. EN BOITE PREP. DE LEGUMES NOA MELASSE, BRUTE SIROP PREP. A BASE DE SUCRE
COMMODITY TOTAL COCOA AND CHOCOLATE	GER NORW	11 12 61			11 12 61	ALL NORV	TOTAL DE MARCHANDISE CACAO ET CHOCOLAT
COMMODITY TOTAL COFFEE	GER U S A	73 2			73 2	ALL E-U	TOTAL DE MARCHANDISE CAFE
COMMODITY TOTAL SPICES	GER	2 17		28 28	30 17	ALL	TOTAL DE MARCHANDISE EPICES

TABLE 2. CARGOES UNLOADED AT CANADIAN PORTS FROM FOREIGN COUNTRIES.

TARLEAU 2. MARCHANDISES DECHARGEES DANS LES PORTS CANADIENS EN PROVENANCE DE PAYS ETRANGERS.

COUNTRY OF ORIGIN AND KIND OF CARGO	REGISTRY OF VESSEL	ATLANTIC ATLANTIQUE	GREAT LAKES GRANDS LACS	PACIFIC PACIFIQUE	TOTAL TOTAL	IMMATIC. DU NAVIRE	PAYS D'ORIGINE ET MARCHANDISE
<b>JAMAICA</b>							<b>JAMAIQUE</b>
CONT.	U S A			6	6	E-U	SUITE
COMMODITY TOTAL		17		6	23		TOTAL DE MARCHANDISE
MISC. FOOD PREP. NES	GER	4	5		9	ALL	DIV. PREP. ALIM. NDA
	NORW	4			4	NORV	
COMMODITY TOTAL		8	5		13		TOTAL DE MARCHANDISE
DIST. ALCOHOLIC BEV.	GER	17			17	ALL	BOISS. ALCOOL. DIST.
	NORW	74			74	NORV	
	CAN	237			237	CAN	
	U S A			309	309	E-U	
COMMODITY TOTAL		328		309	637		TOTAL DE MARCHANDISE
ALUMINA, BAUXITE ORES	U K	75,602		112,728	188,330	R U	MINERAIS ALUMINE, BAUX.
	ITALY	32,999		21,401	55,400	ITAL	
	NETH	17,752			17,752	P. BAS	
	NORW	38,073		54,629	92,702	NORV	
	LIBER	6,453			6,453	LIBER	
COMMODITY TOTAL		171,879		188,758	360,637		TOTAL DE MARCHANDISE
COOPERAGE STOCK	U S A			13	13	E-U	DEMI-PROD. TONNELLERIE
VEG. OILS, FATS NES	GER	1			1	ALL	HUIL. MAT. GRAS. VEG. NDA
ORGANIC CHEMICALS NES	U S A			102	102	E-U	PROD. CHIM. ORGAN. NDA
PERSONAL, HOUSEHOLD GOODS	GER	6			6	ALL	ART. PERS. ET MENAGERS
	NORW	4			4	NORV	
	LIBER	131			131	LIBER	
	U S A			13	13	E-U	
COMMODITY TOTAL		141		13	154		TOTAL DE MARCHANDISE
GENERAL CARGO	GER	283			283	ALL	MARCHANDISES DIVERSES
	NORW	87			87	NORV	
COMMODITY TOTAL		370			370		TOTAL DE MARCHANDISE
COUNTRY/REGION TOTAL		172,866*	12,365*	189,231*	374,462*		TOTAL DE PAYS/REGION
<b>LEE-WIND IS.</b>							<b>I. LEE-WIND.</b>
MACARONI, CEREAL PROD.	GER	40			40	ALL	PATES ALIM. PROD. CFREAL
	NORW	148			148	NORV	
COMMODITY TOTAL		188			188		TOTAL DE MARCHANDISE
FRUIT JUICES	NORW	21			21	NORV	JUS DE FRUIT
NUTS, EXC. OIL NUTS NES	GER	38			38	ALL	NOIX, SAUF OLEAG. NDA
SPICES	GER	21			21	ALL	EPICES
	NORW	4			4	NORV	
COMMODITY TOTAL		25			25		TOTAL DE MARCHANDISE
GROUND CEREALS NES	LIBER	104			104	LIBER	CEREALES MOULUES NDA
DIST. ALCOHOLIC BEV.	DENMK			3	3	DANMK	BOISS. ALCOOL. DIST.
	LIBER	1			1	LIBER	
COMMODITY TOTAL		1		3	4		TOTAL DE MARCHANDISE
SALT	DENMK	1,750			1,750	DANMK	SEL
GASOLINE	NORW	40,793			40,793	NORV	ESSENCE
	OTHER	10,873			10,873	AUTRE	
COMMODITY TOTAL		51,666			51,666		TOTAL DE MARCHANDISE
FUEL OIL	NORW	13,531			13,531	NORV	MAZOUT
	OTHER	6,637			6,637	AUTRE	
COMMODITY TOTAL		20,168			20,168		TOTAL DE MARCHANDISE
MACHINERY NES	CAN	739			739	CAN	MACHINES NDA
GENERAL CARGO	GER	59			59	ALL	MARCHANDISES DIVERSES
	NORW	343			343	NORV	
	LIBER	11			11	LIBER	
	CAN	10			10	CAN	
COMMODITY TOTAL		423			423		TOTAL DE MARCHANDISE
COUNTRY/REGION TOTAL		75,123*	*	3*	75,126*		TOTAL DE PAYS/REGION
<b>TRINIDAD-TOBAG</b>							<b>TRINIDAD TOBAG</b>
FRUIT JUICES	NORW	63			63	NORV	JUS DE FRUIT
	LIBER	27			27	LIBER	
COMMODITY TOTAL		90			90		TOTAL DE MARCHANDISE
FRUITS, PREP. CANNED	GER		57		57	ALL	FRUITS PREP. EN BOITE
NUTS, EXC. OIL NUTS NES	NORW			6	6	NORV	NOIX, SAUF OLEAG. NDA
MOLASSES, CRUDE	U K	7,675			7,675	R U	MELASSE, BRUTE
	LIBER	2,030			2,030	LIBER	
COMMODITY TOTAL		9,705			9,705		TOTAL DE MARCHANDISE
MOLASSES, REFINED	U K	1,550			1,550	R U	MELASSE, RAFFINEE
	LIBER	18,714			18,714	LIBER	
COMMODITY TOTAL		20,264			20,264		TOTAL DE MARCHANDISE
COFFEE	NORW			32	32	NORV	CAFFE
SPICES	GER	2			2	ALL	EPICES
	NORW	1		35	36	NORV	
COMMODITY TOTAL		3		35	38		TOTAL DE MARCHANDISE
MISC. FOOD PREP. NES	GER		31		31	ALL	DIV. PREP. ALIM. NDA
DIST. ALCOHOLIC BEV.	GER	171	67		238	ALL	BOISS. ALCOOL. DIST.
	NORW	1		149	150	NORV	
	LIBER	55			55	LIBER	
	U S A			13	13	E-U	
	OTHER	218			218	AUTRE	
COMMODITY TOTAL		445	67	162	674		TOTAL DE MARCHANDISE
ALUMINA, BAUXITE ORES	U K	211,616			211,616	R U	MINERAIS ALUMINE, BAUX.
	DENMK	27,686			27,686	DANMK	

TABLE 2. CARGOES UNLOADED AT CANADIAN PORTS FROM FOREIGN COUNTRIES.

TABLEAU 2. MARCHANDISES DECHARGEES DANS LES PORTS CANADIENS EN PROVENANCE DE PAYS ETRANGERS.

COUNTRY OF ORIGIN AND KIND OF CARGO	REGISTRY OF VESSEL	ATLANTIC ATLANTIQUE	GREAT LAKES GRANDS LACS	PACIFIC PACIFIQUE	TOTAL TOTAL	IMMATIC. DU NAVIRE	PAYS D'ORIGINE ET MARCHANDISE
<b>TRINIDAD-TOBAG CONT.</b>							
	GER	278,887	10,555		289,442	ALL	TRINIDAD TOBAG SUITE
	GREEK	28,784			28,784	GRECQ	
	ITALY	109,860			109,860	ITAL	
	NETH	119,395			119,395	P.BAS	
	NORW	648,346	67,587		715,933	NORV	
	SWEDN	12,700			12,700	SUEDE	
	LIBER	217,828			217,828	LIBER	
COMMODITY TOTAL		1,655,102	78,142		1,733,244		TOTAL DE MARCHANDISE
<b>COMMODITY TOTAL</b>							
CRUDE PETROLEUM	NORW	10,141			10,141	NORV	TOTAL DE MARCHANDISE
OILS, FATS, WAXES NES	NORW			5	5	NORV	PETROLE BRUT
DRGANIC CHEMICALS NES	NORW		59		59	NORV	HUIL.MAT.GRAS.CIRE NDA
CHEM.SPECIALTIFS NES	NORW			5	5	NORV	PROD.CHIM.ORGAN.NDA
GASOLINE	U K	16,426			16,426	R U	ESSENCE
	LIBER	12,746			12,746	LIBER	
COMMODITY TOTAL		29,172			29,172		TOTAL DE MARCHANDISE
FUEL OIL	U K	59,237	12,530		71,767	R U	MAZOUT
	ITALY	19,349			19,349	ITAL	
	NORW	29,939	22,621		52,560	NORV	
	LIBER	30,715	12,178		42,893	LIBER	
	CAN	31,014			31,014	CAN	
COMMODITY TOTAL		170,254	47,329		217,583		TOTAL DE MARCHANDISE
ASPHALTS, ROAD OILS	GER	53			53	ALL	ASPHALTE, BITUME LIQD.
PETROL. COAL PROD. NES	NORW		11,874		11,874	NORV	DERIVE PETR.CHARB.NDA
SHIPS, AIRCRAFT, MIS. VEH	NORW			2	2	NORV	NAVIRES, AVIONS, VEH.DIV
PERSONAL, HSEHOLD GOODS	GER	3	1		4	ALL	ART.PERS.ET MENAGERS
	NORW	4			4	NORV	
COMMODITY TOTAL		7	1		8		TOTAL DE MARCHANDISE
CONTAINERS, CLOSURES	NORW	17			17	NORV	CONTENEURS, FERMETURES
GENERAL CARGO	GER	370			370	ALL	MARCHANDISES DIVERSES
	NORW	121			121	NORV	
	LIBER	196			196	LIBER	
COMMODITY TOTAL		687			687		TOTAL DE MARCHANDISE
COUNTRY/REGION TOTAL		1,895,940*	137,560*	247*	2,033,747*		TOTAL DE PAYS/REGION
<b>COSTA RICA</b>							
COFFEE	DENMK			324	324	DANMK	COSTA-RICA
	OTHER			610	610	AUTRE	CAFE
COMMODITY TOTAL				934	934		TOTAL DE MARCHANDISE
SHIPS, AIRCRAFT, MIS. VEH	OTHER			9	9	AUTRE	NAVIRES, AVIONS, VEH.DIV
COUNTRY/REGION TOTAL		*	*	943*	943*		TOTAL DE PAYS/REGION
<b>CUBA</b>							
MEAT, FRESH OR FROZEN	OTHER	4			4	AUTRE	CUBA
FISH, FRESH OR FROZEN	OTHER	587			587	AUTRE	VIANDE, FRAICHE / CONG.
SHELL FISH, NES	OTHER	299			299	AUTRE	POISSON, FRAIS OU CONG.
DAIRY PROD. EGGS, HONEY	OTHER	3			3	AUTRE	MOLLUSQUES CRUST., NDA
FRESH FRUITS, BERRIES	OTHER	662			662	AUTRE	PROD.LAIT., OEUF, MIEL
FRUITS, PREP. CANNED	OTHER	22			22	AUTRE	FRUITS, BAIES FRAIS
VEGETABLES, FRESH	OTHER	4			4	AUTRE	FRUITS PREP. EN BOITE
RAW SUGAR	OTHER	73,285	4,435		77,720	AUTRE	LEGUMES, FRAIS
MOLASSES, CRUDE	U K	35,067			35,067	R U	SUCRE BRUT
	OTHER	10,976	9,240		20,216	AUTRE	MELASSE, BRUTE
COMMODITY TOTAL		46,043	9,240		55,283		TOTAL DE MARCHANDISE
SUGAR PREPARATIONS	OTHER	295			295	AUTRE	PREP. A BASE DE SUCRE
MISC. FOOD PREP. NES	OTHER	61			61	AUTRE	DIV.PREP.ALIM.NDA
DIST. ALCOHOLIC BEV.	OTHER	17			17	AUTRE	BOISS. ALCOOL. DIST.
TOBACCO NES	OTHER	132			132	AUTRE	TABACS NDA
OILS, FATS, WAXES NES	OTHER	164			164	AUTRE	HUIL.MAT.GRAS.CIRE NDA
MACHINERY NES	OTHER	1			1	AUTRE	MACHINES NDA
MOTOR VEHICLE ENGINES	OTHER	6			6	AUTRE	MOTEURS DE VEH.AUTOM.
PERSONAL, HSEHOLD GOODS	OTHER	6			6	AUTRE	ART.PERS.ET MENAGERS
GENERAL CARGO	OTHER	519			519	AUTRE	MARCHANDISES DIVERSES
COUNTRY/REGION TOTAL		122,110*	13,675*	*	135,785*		TOTAL DE PAYS/REGION
<b>DOMINICAN REP.</b>							
MOLASSES, CRUDE	GREEK	13,440			13,440	GRECQ	R. DOMINICAINE
	LIBER	2,000			2,000	LIBER	MELASSE, BRUTE
COMMODITY TOTAL		15,440			15,440		TOTAL DE MARCHANDISE
MOLASSES, REFINED	GREEK	4,704	5,617		10,321	GRECQ	MELASSE, RAFFINEE
COFFEE	GER	19			19	ALL	CAFE
	U S A			84	84	E-U	
COMMODITY TOTAL		19		84	103		TOTAL DE MARCHANDISE
EQUIPMENT MISC.	NORW	11			11	NORV	MATERIEL DIVERS
PERSONAL, HSEHOLD GOODS	U S A			1	1	E-U	ART.PERS.ET MENAGERS
CONTAINERS, CLOSURES	NORW	31			31	NORV	CONTENEURS, FERMETURES
MISC. END PRODUCTS NES	GER		1		1	ALL	PRODUITS FINIS DIV.NDA
GENERAL CARGO	GER	2			2	ALL	MARCHANDISES DIVERSES



TABLE 2. CARGOES UNLOADED AT CANADIAN PORTS FROM FOREIGN COUNTRIES.

TABLEAU 2. MARCHANDISES DECHARGEES DANS LES PORTS CANADIENS EN PROVENANCE DE PAYS ETRANGERS.

COUNTRY OF ORIGIN AND KIND OF CARGO	REGISTRY OF VESSEL	ATLANTIC ATLANTIQUE	GREAT LAKES GRANDS LACS	PACIFIC PACIFIQUE	TOTAL TOTAL	INMATIC. DU NAVIRE	PAYS D'ORIGINE ET MARCHANDISE
DOMINICAN REP. CONT.							R. DOMINICAINE SUITE
	NORW	8			8	NORV	
	LIBER	43			43	LIBER	
COMMODITY TOTAL		53			53		TOTAL DE MARCHANDISE
COUNTRY/REGION TOTAL		20,258*	5,618*	85*	25,961*		TOTAL DE PAYS/REGION
EL SALVADOR							SALVADOR
COFFEE	GER			107	107	ALL	CAFE
	ITALY			154	154	ITAL	
	NORW			48	48	NORV	
	OTHER			172	172	AUTRE	
COMMODITY TOTAL				481	481		TOTAL DE MARCHANDISE
CRUDE WOOD MTL. NES	OTHER	149			149	AUTRE	MATIERES BOIS BRUT NDA
TEXTILE FAB.MTL NES	OTHER			6	6	AUTPE	OUVR.EN MAT.TEXT.NDA
MACHINERY NES	DENMK			51	51	DANMK	MACHINES NDA
PASS.AUTOS AND CHASSIS	OTHER			2	2	AUTRE	VOITURES PART.,CHASSIS
COUNTRY/REGION TOTAL		149*	*	540*	689*		TOTAL DE PAYS/REGION
GUATEMALA							GUATEMALA
COFFEE	DENMK			77	77	DANMK	CAFE
	GER			213	213	ALL	
	U S A			23	23	E-U	
COMMODITY TOTAL				313	313		TOTAL DE MARCHANDISE
COUNTRY/REGION TOTAL		*	*	313*	313*		TOTAL DE PAYS/REGION
HAITI, REP.OF							REP. D'HAITI
TEXTILE FIBRES NES	CAN	25			25	CAN	FIBRES TEXTILES NDA
CORDAGE, TWINE, ROPE	CAN	300			300	CAN	CORDAGE, FICELLE, CORDE
COUNTRY/REGION TOTAL		325*	*	*	325*		TOTAL DE PAYS/REGION
MEXICO							MEXIQUE
FRESH FRUITS, VEGETABLES	DENMK			45	45	DANMK	FRUITS, RAIS FRAIS
	NORW	77			77	NORV	
	LIBER	138			138	LIBER	
COMMODITY TOTAL		215		45	260		TOTAL DE MARCHANDISE
FRUITS, PREP. CANNED	NORW	318	8,005		318	NORV	FRUITS PREP. EN BOITE
MOLASSES, CRUDE	GREEK			59	8,005	GREQO	MELASSE, BRUTE
COFFEE	DENMK			59	59	DANMK	CAFE
	GER			479	479	ALL	
	NORW	992		39	1,031	NORV	
	LIBER	53			53	LIBER	
	OTHER			47	47	AUTRE	
COMMODITY TOTAL		1,045		624	1,669		TOTAL DE MARCHANDISE
MISC. FOOD PREP. NES	DENMK			1	1	DANMK	DIV. PREP. ALIM. NDA
	OTHER			1	1	AUTRE	
COMMODITY TOTAL				2	2		TOTAL DE MARCHANDISE
DIST. ALCOHOLIC BEV.	DENMK			29	29	DANMK	BOISS. ALCOOL. DIST.
	GER			11	11	ALL	
	NORW	3		3	6	NORV	
	LIBER	13			13	LIBER	
	OTHER			22	22	AUTRE	
COMMODITY TOTAL		16		65	81		TOTAL DE MARCHANDISE
OIL SEEDS, NUTS NES	NORW			1	1	NORV	GRAINES, NOIX OLEAG. NDA
	OTHER			1	1	AUTRE	
COMMODITY TOTAL				2	2		TOTAL DE MARCHANDISE
CRUDE VEG. PROD. NES	NORW			1	1	NORV	PR. BRUTS ORIG. VEG. NDA
LOGS	DENMK			9	9	DANMK	BILLES
	GER			8	8	ALL	
COMMODITY TOTAL				17	17		TOTAL DE MARCHANDISE
TEXTILE FIBRES NES	DENMK			38	38	DANMK	FIBRES TEXTILES NDA
	GER			16	16	ALL	
	NORW	769			769	NORV	
	LIBER	859			859	LIBER	
	OTHER			28	28	AUTRE	
COMMODITY TOTAL		1,628		82	1,710		TOTAL DE MARCHANDISE
FLUORSPAR	GER	8,964	12,986		21,950	ALL	SPATH FLUOR
	NORW	9,986			9,986	NORV	
	SWEDN	18,606	9,507		28,113	SUEDE	
	LIBER		6,204		6,204	LIBER	
	CAN	5,610	20,019		25,629	CAN	
COMMODITY TOTAL		43,166	48,716		91,882		TOTAL DE MARCHANDISE
GYPSUM	PANAM			38,500	38,500	PANAM	GYPSE
SALT	U K			189,360	189,360	R U	SFL
	CAN			52,983	52,983	CAN	
COMMODITY TOTAL				242,343	242,343		TOTAL DE MARCHANDISE
CORDAGE, TWINE, ROPE	GER			50	50	ALL	CORDAGE, FICELLE, CORDE
	NORW	563	182		745	NORV	
	OTHER	272		8	280	AUTRE	
COMMODITY TOTAL		835	182	58	1,075		TOTAL DE MARCHANDISE

TABLE 2. CARGOES UNLOADED AT CANADIAN PORTS FROM FOREIGN COUNTRIES.

TABLEAU 2. MARCHANDISES DECHARGEES DANS LES PORTS CANADIENS EN PROVENANCE DE PAYS ETRANGERS.

COUNTRY OF ORIGIN AND KIND OF CARGO	REGISTRY OF VESSEL	ATLANTIC ATLANTIQUE	GREAT LAKES GRANDS LACS	PACIFIC PACIFIQUE	TOTAL TOTAL	IMMATIC. OU NAVIRE	PAYS D'ORIGINE ET MARCHANDISE
<b>MEXICO CONT.</b>							<b>MEXIQUE SUITE</b>
TEXTILE FAB.MTL NES	NORW	4	57		61	NORV	OUVR.EN MAT.TEXT.NDA
INORGANIC CHEMS. NES	LIBER	3			3	LIBER	PROD.CHIM.INORG.NDA
ORGANIC CHEMICALS NES	LIBER			1	1	LIBER	PROD.CHIM.ORGAN.NDA
FUEL OIL	GREEK	18,728			18,728	GRECQ	MAZOUT
METAL FAB.BASIC PROD.	NORW	2			2	NORV	OUVR.DE BASE EN METAL
NON-MET.MIN.BASIC PROD	DENMK			14	14	DANMK	PROD.MIN.NON-MET.BASE
	GER			6	6	ALL	
<b>COMMODITY TOTAL</b>				20	20		<b>TOTAL DE MARCHANDISE</b>
MACHINERY NES	GER			4	4	ALL	MACHINES NDA
EQUIPMENT MISC.	LIBER	1			1	LIBER	MATERIEL DIVERS
PERSONAL,HOUSEHOLD GOODS	DENMK			8	8	DANMK	ART.PERS.ET MENAGERS
	GER			96	96	ALL	
	NORW	10			41	NORV	
	OTHER			16	16	AUTRE	
<b>COMMODITY TOTAL</b>		<b>10</b>		<b>161</b>	<b>171</b>		<b>TOTAL DE MARCHANDISE</b>
FIREARMS,AMMUNITION	NORW		18		18	NORV	ARMES A FEU,MUNITIONS
CONTAINERS,CLOSURES	DENMK			6	6	DANMK	CONTENEURS,FERMETURES
	GER			12	12	ALL	
	OTHER			5	5	AUTRE	
<b>COMMODITY TOTAL</b>				<b>23</b>	<b>23</b>		<b>TOTAL DE MARCHANDISE</b>
MISC. END PRODUCTS NES	GER			1	1	ALL	PRODUITS FINIS DIV.NDA
GENERAL CARGO	NORW	86			86	NORV	MARCHANDISES DIVERSES
<b>COUNTRY/REGION TOTAL</b>		<b>66,057*</b>	<b>56,978*</b>	<b>281,949*</b>	<b>404,984*</b>		<b>TOTAL DE PAYS/REGION</b>
<b>NETH. ANTILLES</b>							<b>ANTILLES NEERL</b>
CRUDE PETROLEUM	GREEK	28,772			28,772	GRECQ	PETROLE BRUT
	NETH	4,666			4,666	P.BAS	
	NORW	4,162			4,162	NORV	
	LIBER	39,357			39,357	LIBER	
	OTHER	27,863			27,863	AUTRE	
<b>COMMODITY TOTAL</b>		<b>104,820</b>			<b>104,820</b>		<b>TOTAL DE MARCHANDISE</b>
GASOLINE	GREEK	943			943	GRECQ	ESSENCE
	NORW	59,305			59,305	NORV	
	SWEDN	11,605			11,605	SUEDE	
	LIBER	115,939			115,939	LIBER	
	PANAM	4,087			4,087	PANAM	
	OTHER	140,002			140,002	AUTRE	
<b>COMMODITY TOTAL</b>		<b>331,881</b>			<b>331,881</b>		<b>TOTAL DE MARCHANDISE</b>
FUEL OIL	U K	157,025	8,445		165,470	U	MAZOUT
	DENMK	39,450			39,450	DANMK	
	GER	122,795			122,795	ALL	
	GREEK	329,407			329,407	GRECQ	
	ITALY	128,512	39,700		168,212	ITAL	
	NETH	107,596			107,596	P.BAS	
	NORW	252,858			252,858	NORV	
	SWEDN	98,960			98,960	SUEDE	
	LIBER	1,350,848	41,482		1,392,330	LIBER	
	PANAM	151,651			151,651	PANAM	
	CAN	376,291			376,291	CAN	
	U S A	55,208			55,208	E-U	
	OTHER	520,990			520,990	AUTRE	
<b>COMMODITY TOTAL</b>		<b>3,691,591</b>	<b>89,627</b>		<b>3,781,218</b>		<b>TOTAL DE MARCHANDISE</b>
LUBRICATING OIL, GREASE	LIBER	3,790			3,790	LIBER	HUILE,GRAISSE LUBRIF.
ASPHALTS,ROAD OILS	LIBER	8,022			8,022	LIBER	ASPHALTE,BITUME LIQD.
PERSONAL,HOUSEHOLD GOODS	NETH	1			1	P.BAS	ART.PERS.ET MENAGERS
	NORW	1			1	NORV	
<b>COMMODITY TOTAL</b>					<b>2</b>		<b>TOTAL DE MARCHANDISE</b>
<b>COUNTRY/REGION TOTAL</b>		<b>4,140,106*</b>	<b>89,627*</b>		<b>4,229,733*</b>		<b>TOTAL DE PAYS/REGION</b>
<b>NICARAGUA</b>							<b>NICARAGUA</b>
COFFEE	ITALY			80	80	ITAL	CAFE
	OTHER			96	96	AUTRE	
<b>COMMODITY TOTAL</b>				<b>176</b>	<b>176</b>		<b>TOTAL DE MARCHANDISE</b>
OIL SEEDS,NUTS NES	OTHER			15	15	AUTRE	GRAINES,NOIX OLEAG.NDA
TEXTILE FIBRES NES	DENMK			136	136	DANMK	FIBRES TEXTILES NDA
	OTHER			102	102	AUTRE	
<b>COMMODITY TOTAL</b>				<b>238</b>	<b>238</b>		<b>TOTAL DE MARCHANDISE</b>
LUMBER AND TIMBER	ITALY			8	8	ITAL	BOIS D'OEUVRE ET CHAPP.
MACHINERY NES	OTHER			17	17	AUTRE	MACHINES NDA
<b>COUNTRY/REGION TOTAL</b>		<b>*</b>	<b>*</b>	<b>454*</b>	<b>454*</b>		<b>TOTAL DE PAYS/REGION</b>
<b>PANAMA</b>							<b>PANAMA</b>
MOLASSES, CRUDE	GREEK	5,600			5,600	GRECQ	MFLASSE, BRUTE
DIST.ALCOHOLIC BEV.	U K			116	116	R U	BOISS.ALCOOL.DIST.
	NETH			30	30	P.BAS	
<b>COMMODITY TOTAL</b>				<b>146</b>	<b>146</b>		<b>TOTAL DE MARCHANDISE</b>
DYESTUFF,PIGMENT,PAINT	ITALY			5	5	ITAL	MAT.COLOR.PIG.PEINTURE
FUEL OIL	LIBER			27,849	27,849	LIBER	MAZOUT
PASS.AUTDS AND CHASSIS	U K			1	1	R U	VOITURES PART.,CHASSIS
SHIPS,AIRCRAFT,MIS.VEH	NETH			22	22	P.BAS	NAVIRES,AVIONS,VEH.DIV

TABLE 2. CARGOES UNLOADED AT CANADIAN PORTS FROM FOREIGN COUNTRIES.

TABLEAU 2. MARCHANDISES DECHARGEES DANS LES PORTS CANADIENS EN PROVENANCE DE PAYS ETRANGERS.

COUNTRY OF ORIGIN AND KIND OF CARGO	REGISTRY OF VESSEL	ATLANTIC ATLANTIQUE	GREAT LAKES GRANDS LACS	PACIFIC PACIFIQUE	TOTAL TOTAL	IMMATIC. DU NAVIRE	PAYS D'ORIGINE ET MARCHANDISE
<b>PANAMA</b>							<b>PANAMA</b>
CONT. PERSONAL, HSEHOLD GOODS	U K			1	1	R U	SUITE ART. PERS. ET MENAGERS
<b>COUNTRY/REGION TOTAL</b>		<b>5,600*</b>	<b>*</b>	<b>28,024*</b>	<b>33,624*</b>		<b>TOTAL DE PAYS/REGION</b>
<b>PUERTO RICO</b>							<b>PORTO-RICO</b>
DIST. ALCOHOLIC BEV.	NORW	1			1	NORV	BOISS. ALCOOL. DIST.
	LIBER	2			2	LIBER	
	OTHER	90			90	AUTRE	
<b>COMMODITY TOTAL</b>		<b>93</b>			<b>93</b>		<b>TOTAL DE MARCHANDISE</b>
ORGANIC CHEMICALS NES	DENMK		12,466		12,466	DANMK	PROD. CHIM. ORGAN. NDA
	NORW		19,705		19,705	NORV	
	LIBER		6,621		6,621	LIBER	
<b>COMMODITY TOTAL</b>			<b>38,792</b>		<b>38,792</b>		<b>TOTAL DE MARCHANDISE</b>
FUEL OIL	U K	29,118			29,118	R U	MAZOUT
	LIBER	30,048	14,028		44,076	LIBER	
<b>COMMODITY TOTAL</b>		<b>59,166</b>	<b>14,028</b>		<b>73,194</b>		<b>TOTAL DE MARCHANDISE</b>
MACHINERY NES	NORW	1			1	NORV	MACHINES NDA
	CAN	11			11	CAN	
<b>COMMODITY TOTAL</b>		<b>12</b>			<b>12</b>		<b>TOTAL DE MARCHANDISE</b>
PASS. AUTOS AND CHASSIS	CAN	1			1	CAN	VOITURES PART., CHASSIS
CONTAINERS, CLOSURES	GER	25			25	ALL	CONTENEURS, FERMETURES
	LIBER	34			34	LIBER	
<b>COMMODITY TOTAL</b>		<b>59</b>			<b>59</b>		<b>TOTAL DE MARCHANDISE</b>
GENERAL CARGO	GER	51			51	ALL	MARCHANDISES DIVERSES
	NORW	57			57	NORV	
	LIBER	9			9	LIBER	
<b>COMMODITY TOTAL</b>		<b>117</b>			<b>117</b>		<b>TOTAL DE MARCHANDISE</b>
<b>COUNTRY/REGION TOTAL</b>		<b>59,448*</b>	<b>52,820*</b>	<b>*</b>	<b>112,268*</b>		<b>TOTAL DE PAYS/REGION</b>
<b>U.S. VIRGIN IS</b>							<b>I. VIERGES E-U</b>
DIST. ALCOHOLIC BEV.	DENMK			4	4	DANMK	BOISS. ALCOOL. DIST.
<b>COUNTRY/REGION TOTAL</b>		<b>*</b>	<b>*</b>	<b>4*</b>	<b>4*</b>		<b>TOTAL DE PAYS/REGION</b>
<b>ST. PIERRE-MIQ.</b>							<b>ST-PIERRE-MIQ.</b>
CATTLE	OTHER	127			127	AUTRE	BOVINS
FISH, FRESH OR FROZEN	OTHER	141			141	AUTRE	POISSON, FRAIS DU CONG.
FISH, SALTED OR CURED	OTHER	66			66	AUTRE	POISSON, SALE OU FUME
NUTS, EXC. OIL NUTS NES	U K	20			20	R U	NOIX, SAUF OLEAG. NDA
TEA	U K	1,289			1,289	R U	THE
SPICES	U K	27			27	R U	EPICES
RAW HIDES AND SKINS	OTHER	2			2	AUTRE	PEAUX ET CUIRS BRUT
RUBBER, ALLIED GUMS, NAT	U K	321			321	R U	CAOUTCHOUC GOMMES NAT.
TEXTILE FIBRES NES	U K	15			15	R U	FIBRES TEXTILES NDA
NON-FERROUS MET. SCRAP	CAN	2			2	CAN	DECHETS METAL. NON FER.
	OTHER	1			1	AUTRE	
<b>COMMODITY TOTAL</b>		<b>3</b>			<b>3</b>		<b>TOTAL DE MARCHANDISE</b>
TEXTILE FAB. MTL NES	CAN	1			1	CAN	OUVR. EN MAT. TEXT. NDA
STRUCTURAL SHAPES	OTHER	15			15	AUTRE	PROFILES DE CONSTRUCT.
PASS. AUTOS AND CHASSIS	OTHER	45			45	AUTRE	VOITURES PART., CHASSIS
SHIPS, AIRCRAFT, MIS. VEH	OTHER	2			2	AUTRE	NAVIRES, AVIONS, VEH. DIV
EQUIPMENT MISC.	OTHER	7			7	AUTRE	MATERIEL DIVERS
PERSONAL, HSEHOLD GOODS	OTHER	3			3	AUTRE	ART. PERS. ET MENAGERS
CONTAINERS, CLOSURES	CAN	25			25	CAN	CONTENEURS, FERMETURES
	OTHER	166			166	AUTRE	
<b>COMMODITY TOTAL</b>		<b>191</b>			<b>191</b>		<b>TOTAL DE MARCHANDISE</b>
GENERAL CARGO	U K	3			3	R U	MARCHANDISES DIVERSES
	OTHER	43			43	AUTRE	
<b>COMMODITY TOTAL</b>		<b>46</b>			<b>46</b>		<b>TOTAL DE MARCHANDISE</b>
<b>COUNTRY/REGION TOTAL</b>		<b>2,321*</b>	<b>*</b>	<b>*</b>	<b>2,321*</b>		<b>TOTAL DE PAYS/REGION</b>
<b>U S HAWAII</b>							<b>E-U HAWAII</b>
FRESH FRUITS, BERRIES	GER			24	24	ALL	FRUITS, BAIES FRAIS
FRUITS, PREP. CANNED	U K			4	4	R U	FRUITS PREP. EN BOITE
	GER			8	8	ALL	
	LIBER			4	4	LIBER	
<b>COMMODITY TOTAL</b>				<b>16</b>	<b>16</b>		<b>TOTAL DE MARCHANDISE</b>
VEGETABLES, FROZEN	U K			2	2	R U	LEGUMES, CONGELES
SUGAR PREPARATIONS	U K			1	1	R U	PREP. A BASE DE SUCRE
COFFEE	U K			1	1	R U	CAFE
MISC. FOOD PREP. NES	U K			28	28	R U	DIV. PREP. ALIM. NDA
WASTE AND SCRAP NES	SWEDN			35	35	SUEDE	DECHETS ET REBUTS NDA
ORGANIC CHEMICALS NES	U K			1	1	R U	PROD. CHIM. ORGAN. NDA
PASS. AUTOS AND CHASSIS	U K			3	3	R U	VOITURES PART., CHASSIS
EQUIPMENT MISC.	U K			16	16	R U	MATERIEL DIVERS
PERSONAL, HSEHOLD GOODS	U K			10	10	R U	ART. PERS. ET MENAGERS
	GER			5	5	ALL	
<b>COMMODITY TOTAL</b>				<b>15</b>	<b>15</b>		<b>TOTAL DE MARCHANDISE</b>
CONTAINERS, CLOSURES	NORW			1	1	NORV	CONTENEURS, FERMETURES
	SWEDN			7	7	SUEDE	



TABLE 2. CARGOES UNLOADED AT CANADIAN PORTS FROM FOREIGN COUNTRIES.

TABLEAU 2. MARCHANDISES DECHARGEES DANS LES PORTS CANADIENS EN PROVENANCE DE PAYS ETRANGERS.

COUNTRY OF ORIGIN AND KIND OF CARGO	REGISTRY OF VESSEL	ATLANTIC ATLANTIQUE	GREAT LAKES GRANDS LACS	PACIFIC PACIFIQUE	TOTAL TOTAL	IMMATIC. DU NAVIRE	PAYS D'ORIGINE ET MARCHANDISE
U S HAWAII CONT. COMMODITY TOTAL				8	8		E-U HAWAII SUITE TOTAL DE MARCHANDISE
COUNTRY/REGION TDAL		*	*	150*	150*		TOTAL DE PAYS/REGION
U S ALASKA							E-U ALASKA
FISH,FRESH OR FROZEN	JAPAN			68	68	JAPON	POISSON,FRAIS OU CONG.
FISH,CANNED	U S A			1,026	1,026	E-U	POISSON EN BOITES
SHELL FISH,NES	JAPAN			4	4	JAPON	MOLLUSQUES CRUST.,NDA
COPPER ORE AND CONC.	CAN			29,108	29,108	CAN	MINERAI,CONC. CUIVRE
LEAD ORE AND CONC.	CAN			6,642	6,642	CAN	MINERAI,CONC.DE PLOMB
ZINC ORE AND CONC.	CAN			7,586	7,586	CAN	MINERAI,CONC.DE ZINC
IRON AND STEEL SCRAP	CAN			48	48	CAN	DECHETS DE FER, D'ACIER
NON-FERROUS MET.SCRAP	CAN			40	40	CAN	DECHETS METAL.NON FER.
ASBESTOS	CAN			150,558	150,558	CAN	AMIANTE
PULP	U S A			155,660	155,660	E-U	PATE
EXPLOS., FUSES, CAPS	U S A			368	368	E-U	EXPLOS.,AMORCES, DET.
FUEL OIL	CAN			2,521	2,521	CAN	MAZOUT
	U S A			25	25	E-U	
COMMODITY TOTAL				2,546	2,546		TOTAL DE MARCHANDISE
PIPES,TUBES:IRON,STEEL	U S A			30	30	E-U	TUYAUX,TUBES:FER,ACIER
MACHINERY NES	CAN			168	168	CAN	MACHINES NDA
	U S A			1,260	1,260	E-U	
COMMODITY TOTAL				1,428	1,428		TOTAL DE MARCHANDISE
ROAD MOTOR VEH. NES	CAN			3	3	CAN	VEH.AUTOM,ROUTIERS NDA
SHIPS,AIRCRAFT,MIS.VEH	U S A			10	10	E-U	NAVIRES,AVIONS,VEH.DIV
GENERAL CARGO	CAN			877	877	CAN	MARCHANDISES DIVERSES
COUNTRY/REGION TOTAL		*	*	356,002*	356,002*		TOTAL DE PAYS/REGION
U S PACIFIC							E-U PACIFIQUE
MEAT AND MEAT PREP.NES	U S A			1	1	E-U	VIANDES ET PREP.NDA
SHELL FISH,NES	U S A			4	4	E-U	MOLLUSQUES CRUST.,NDA
CORN	CAN			786	786	CAN	MAIS
CEREALS UNMILLED,NES	U S A			1	1	E-U	CEREALES NON MOUL.,NOA
CORN MEAL AND FLDUR	CAN			52	52	CAN	SEMOULE,FARINE DE MAIS
BAKERY PROD.INC.FROZEN	U S A			18	18	E-U	PROD.BOUL.,PROD.CONG.
MACARONI,CEREAL PROD.	U S A			2	2	E-U	PATES ALIM.PROD.CEREAL
BANANAS AND PLANTAINS	CAN			90	90	CAN	BANANES ET PLANTAINS
	U S A			689	689	E-U	
COMMODITY TOTAL				779	779		TOTAL DE MARCHANDISE
FRESH FRUITS,BERRIES	CAN			364	364	CAN	FRUITS, BAIES FRAIS
	U S A			416	416	E-U	
COMMODITY TOTAL				780	780		TOTAL DE MARCHANDISE
FRUIT JUICES	U S A			60	60	E-U	JUS DE FRUIT
FRUITS, PREP. CANNED	CAN			74	74	CAN	FRUITS PREP. EN BOITE
	U S A			1	1	E-U	
COMMODITY TOTAL				75	75		TOTAL DE MARCHANDISE
POTATOES	CAN			110	110	CAN	POMMES DE TERRE
VEGETABLES, FRESH	CAN			75	75	CAN	LEGUMES, FRAIS
	U S A			1	1	E-U	
COMMODITY TOTAL				76	76		TOTAL DE MARCHANDISE
VEGETABLES, DRIED	U S A			2	2	E-U	LEGUMES, SECS
VEGETABLE PREP.NES	CAN			44	44	CAN	PREP. DE LEGUMES NDA
COFFEE	U S A			72	72	E-U	CAFE
MISC.FOOD PREP.NES	U K			10	10	R U	DIV.PREP.ALIM.NDA
	CAN			30	30	CAN	
	U S A			62	62	E-U	
COMMODITY TOTAL				102	102		TOTAL DE MARCHANDISE
FEEDS,VEGETABLE ORIGIN	CAN			69	69	CAN	PROV.D'ORIGINE VEGETALE
NON-ALCOHOLIC BEVERAGE	U S A			22	22	E-U	BOISSONS NON-ALCOOLIQ.
WINES	U K			36	36	R U	VINS
DIST.ALCOHOLIC BEV.	U K			57	57	R U	BOISS.ALCOOL.DIST.
	NETH			11	11	P.BAS	
COMMODITY TOTAL				68	68		TOTAL DE MARCHANDISE
SEEDS FOR SOWING NES	U S A			1	1	E-U	GRAINES DE SEMENCE NDA
CRUDE VEG.PROD.NES	U S A			11	11	E-U	PR.BRUTS ORIG.VEG.NDA
LOGS	CAN			8,650	8,650	CAN	BILLES
	U S A			40,317	40,317	E-U	
COMMODITY TOTAL				48,967	48,967		TOTAL DE MARCHANDISE
BOLTS,ROUND TIMBER	CAN			1,400	1,400	CAN	BILLOTS,BOIS ROUNDS
	U S A			2	2	E-U	
COMMODITY TOTAL				1,402	1,402		TOTAL DE MARCHANDISE
ZINC ORE AND CONC.	CAN			76	76	CAN	MINERAI,CONC.DE ZINC
SLAG,DROSS,BY-PRODUCTS	CAN			5,500	5,500	CAN	POUS.GUEL.SCOR.PROD.
CLAY MATERIALS NES	U S A			19	19	F-U	MATIERES ARGIL,NOA
SAND AND GRAVEL	CAN			314,425	314,425	CAN	SABLE ET GRAVIERS
	U S A			109	109	E-U	
COMMODITY TOTAL				314,534	314,534		TOTAL DE MARCHANDISE
LIMESTONE	CAN			50	50	CAN	PIERRE CALCAIRE
STONE,CRUDE NES	U S A			10	10	E-U	PIERRE BRUTE NDA
SALT	CAN			107,533	107,533	CAN	SEL
CRUDE NON-MET.MIN.NES	CAN			51	51	CAN	MIN.NON-MET.BRUTS NDA
WASTE AND SCRAP NES	NORW			1,275	1,275	NORV	DECHETS ET REBUTS NDA
	SWEON			66	66	SUEDE	

TABLE 2. CARGOES UNLOADED AT CANADIAN PORTS FROM FOREIGN COUNTRIES.

TARLEAU 2. MARCHANDISES DECHARGEES DANS LES PORTS CANADIENS EN PROVENANCE DE PAYS ETRANGERS.

COUNTRY OF ORIGIN AND KIND OF CARGO	REGISTRY OF VESSEL	ATLANTIC ATLANTIQUE	GREAT LAKES GRANDS LACS	PACIFIC PACIFIQUE	TOTAL TOTAL	IMMATIC. DU NAVIRE	PAYS D'ORIGINE ET MARCHANDISE
U S PACIFIC	CONT.						E-U PACIFIQUE SUITE
	CAN		718		718	CAN	
	U S A		33		33	E-U	
COMMODITY TOTAL			2,092		2,092		TOTAL DE MARCHANDISE
LUMBER AND TIMBER	NORW		2,200		2,200	NORV	BOIS DOEUVRE ET CHARP.
	CAN		1,067		1,067	CAN	
	U S A		7		7	E-U	
COMMODITY TOTAL			3,274		3,274		TOTAL DE MARCHANDISE
FLOORING	CAN		30		30	CAN	LAMES POUR PARQUET
	U S A		1		1	E-U	
COMMODITY TOTAL			31		31		TOTAL DE MARCHANDISE
SHINGLES AND SHAKES	U S A		1		1	E-U	BARDEAUX, BARO. FACADE
VENEER, PLYWOOD	CAN		230		230	CAN	PLACAGES, CONTRE-PLAQ.
	U S A		19		19	E-U	
COMMODITY TOTAL			249		249		TOTAL DE MARCHANDISE
WOOD FAB. MATERIALS	U S A		12		12	E-U	DEMI-PRODUITS EN BOIS
PULP	NORW		10		10	NORV	PATE
	CAN		1,300		1,300	CAN	
	U S A		15,409		15,409	E-U	
COMMODITY TOTAL			16,719		16,719		TOTAL DE MARCHANDISE
NEWSPRINT PAPER	NORW		23		23	NORV	PAPIER JOURNAL
	CAN		35		35	CAN	
COMMODITY TOTAL			58		58		TOTAL DE MARCHANDISE
PAPER NES	U S A		5,681		5,681	E-U	PAPIER NDA
BLDG. PAPER AND BOARD	U S A		2		2	E-U	PLAQ. CONSTR., PAP/CART.
VEG. OILS, FATS NES	U S A		1		1	E-U	HUIL. MAT. GRAS. VEG. NDA
OILS, FATS, WAXES NES	U S A		3		3	E-U	HUIL. MAT. GRAS. CIRE NDA
METALLIC SALTS	NORW		16,161		16,161	NORV	SELS METALLIQUES
	CAN		190		190	CAN	
COMMODITY TOTAL			16,351		16,351		TOTAL DE MARCHANDISE
INORGANIC CHEMS. NES	CAN		16,971		16,971	CAN	PROD. CHIM. INORG. NDA
	U S A		1,008		1,008	E-U	
COMMODITY TOTAL			17,979		17,979		TOTAL DE MARCHANDISE
ORGANIC CHEMICALS NES	U S A		41		41	E-U	PROD. CHIM. ORGAN. NDA
FERTILIZERS NES	CAN		1,132		1,132	CAN	ENGRATS CHIMIQUE NDA
AGRICULTURAL CHEMICALS	U S A		70		70	E-U	PROD. CHIM. AGRICOLES
PLASTIC MATERIALS	U S A		2,404		2,404	E-U	MATIERES PLASTIQUES
DYESTUFF, PIGMENT, PAINT	CAN		110		110	CAN	MAT. COLOR. PTG. PEINTURE
	U S A		29		29	E-U	
COMMODITY TOTAL			139		139		TOTAL DE MARCHANDISE
CHEM. SPECIALTIES NES	LIBER		10		10	LIBER	PROD. CHIM. SPECIAUX NDA
	U S A		73		73	E-U	
COMMODITY TOTAL			83		83		TOTAL DE MARCHANDISE
FUEL OIL	NORW		140,380		140,380	NORV	MAZOUT
	PANAM		18,399		18,399	PANAM	
	CAN		110,830		110,830	CAN	
	U S A		144,950		144,950	E-U	
	OTHER		91,342		91,342	AUTRE	
COMMODITY TOTAL			505,901		505,901		TOTAL DE MARCHANDISE
COKE	GER		4,367		4,367	ALL	COKE
COAL TAR, PITCH	NORW		4,938		4,938	NORV	GOUDRON, BRAI DE BOUIL.
	U S A		2		2	E-U	
COMMODITY TOTAL			4,940		4,940		TOTAL DE MARCHANDISE
PETROL. COAL PROD. NES	U S A		19		19	E-U	DERIVE PETR. CHARB. NDA
CASTINGS, FORGINGS	CAN		45		45	CAN	MOUL. PIECES FORGEES
	U S A		234		234	E-U	
COMMODITY TOTAL			279		279		TOTAL DE MARCHANDISE
BAR AND RODS, STEEL	U S A		65		65	E-U	BARRES ET TIGES ACIER
PLATE & SHEET STEEL	CAN		122		122	CAN	TOLES, FEUILLES DACIER
	U S A		76		76	E-U	
COMMODITY TOTAL			198		198		TOTAL DE MARCHANDISE
STRUCTURAL SHAPES	CAN		3,350		3,350	CAN	PROFILES DE CONSTRUCT.
	U S A		29		29	E-U	
COMMODITY TOTAL			3,379		3,379		TOTAL DE MARCHANDISE
PIPES, TUBES: IRON, STEEL	CAN		153		153	CAN	TUYAUX, TUBES: FER, ACIER
	U S A		21		21	E-U	
COMMODITY TOTAL			174		174		TOTAL DE MARCHANDISE
WIPE	U S A		19		19	E-U	FIL METALLIQUE
ALUMINUM	U S A		2		2	E-U	ALUMINIUM
LEAD AND ALLOYS	U S A		2		2	E-U	PLOMB ET ALLIAGES
ZINC AND ALLOYS	CAN		325		325	CAN	ZINC ET ALLIAGES
NON-FERROUS METALS NES	U S A		9		9	E-U	METAUX NON-FERREUX NDA
METAL FAB. BASIC PROD.	CAN		2		2	CAN	OUVR. DE BASE EN METAL
	U S A		114		114	E-U	
COMMODITY TOTAL			116		116		TOTAL DE MARCHANDISE
BRICKS, TILES NES	CAN		38		38	CAN	BRIQUES, TUILES NDA
CEMENT	CAN		15,100		15,100	CAN	CIMENT
	U S A		28		28	E-U	
COMMODITY TOTAL			15,128		15,128		TOTAL DE MARCHANDISE
LIME	CAN		215		215	CAN	CHAUX
NON-MET. MIN. BASIC PROD	U S A		35		35	E-U	PROD. MIN. NON-MET. BASE
MISC. FABRICATED PROD.	U S A		44		44	E-U	OUVRAGES DIVERS
MACHINERY NES	U K		4		4	R U	MACHINES NDA
	CAN		336		336	CAN	
	U S A		164		164	E-U	
COMMODITY TOTAL			504		504		TOTAL DE MARCHANDISE
RAILWAY ROLLING STOCK	CAN		243		243	CAN	MAT. ROUL. DE CH. DE FER



TABLE 2. CARGOES UNLOADED AT CANADIAN PORTS FROM FOREIGN COUNTRIES.

TABLEAU 2. MARCHANDISES DECHARGEES DANS LES PORTS CANADIENS EN PROVENANCE DE PAYS ETRANGERS.

COUNTRY OF ORIGIN AND KIND OF CARGO	REGISTRY OF VESSEL	ATLANTIC ATLANTIQUE	GREAT LAKES GRANDS LACS	PACIFIC PACIFIQUE	TOTAL TOTAL	IMMATIC. DU NAVIRE	PAYS D'ORIGINE ET MARCHANDISE
U S PACIFIC CONT. PASS.AUTOS AND CHASSIS	GER NORW LIBER			3 327 4	3 327 4	ALL NORV LIBER	E-U PACIFIQUE SUITE VOITURES PART.,CHASSIS
COMMODITY TOTAL				334	334		TOTAL DE MARCHANDISE
SHIPS, AIRCRAFT, MIS. VEH EQUIPMENT MISC. PERSONAL, HSEHOLD GOODS	U S A U S A U K LIBER CAN U S A			8 11 1 7 21 37	8 11 1 7 21 37	E-U E-U R U LIBER CAN E-U	NAVIERES, AVIONS, VEH. DIV MATERIEL DIVERS APT. PERS. ET MENAGERS
COMMODITY TOTAL				66	66		TOTAL DE MARCHANDISE
CONTAINERS, CLOSURES	NORW SWEDN CAN U S A			1,829 45 281 1,311	1,829 45 281 1,311	NORV SUEDE CAN E-U	CONTENEURS, FERMETURES
COMMODITY TOTAL				3,466	3,466		TOTAL DE MARCHANDISE
MISC. END PRODUCTS NES GENERAL CARGO	U S A NORW CAN U S A			140 55 215 1,441	140 55 215 1,441	E-U NORV CAN E-U	PRODUITS FINIS DIV. NDA MARCHANDISES DIVERSES
COMMODITY TOTAL				1,711	1,711		TOTAL DE MARCHANDISE
COUNTRY/REGION TOTAL		*	*	1,089,373*	1,089,373*		TOTAL DE PAYS/REGION
U S GRT. LAKES							E-U GR. LACS
BARLEY	CAN	962,326	55,039		1,017,365	CAN	ORGE
CORN	CAN OTHER	1,407,478 6,174	81,940		1,489,418 6,174	CAN AUTRE	MAIS
COMMODITY TOTAL		1,413,652	81,940		1,495,592		TOTAL DE MARCHANDISE
OATS	CAN	35,022			35,022	CAN	AVOINE
WHEAT	CAN	1,151,767			1,151,767	CAN	BLE
VEGETABLES, DRIED	CAN U S A	11,999	30,152 13,890		42,151 13,890	E-U	LEGUMES, SECS
COMMODITY TOTAL		11,999	44,042		56,041		TOTAL DE MARCHANDISE
GROUND CEREALS NES	CAN	17			17	CAN	CEREALES MOULUES NDA
SOYA. OIL MEAL, CAKE	GREEK		463		463	GREEQ	FARINE TOURT. GR. SOYA
FEEDS, VEGETABLE DRIGIN	CAN	24,291			24,291	CAN	PROV. D'ORIGINE VEGETALE
FLAXSEED	CAN	33,760			33,760	CAN	GRAINE DE LIN
SOYA BEANS	CAN U S A OTHER	1,533,880 17,534	387,103		1,920,983 17,534 85,599	CAN E-U AUTRE	GRAINE DE SOYA
COMMODITY TOTAL		1,551,414	472,702		2,024,116		TOTAL DE MARCHANDISE
PULPWOOD	CAN	28,124			28,124	CAN	BOIS A PATE
IRON ORE AND CONC	CAN OTHER	251,722	1,761,615 440,490		2,013,337 440,490	CAN AUTRE	MINERAI, CONC. DE FER
COMMODITY TOTAL		251,722	2,202,105		2,453,827		TOTAL DE MARCHANDISE
ORES AND CONC. NES	CAN		461		461	CAN	MINERAIS ET CONC. NDA
IRON AND STEEL SCRAP	GREEK		114		114	GREEQ	DECHETS DE FER, OACIER
COAL, BITUMINOUS	CAN U S A OTHER	323,748	15,648,248 1,024,010 1,125,808		15,971,996 1,024,010 1,125,808	CAN E-U AUTRE	CHARRON BITUMINEUX
COMMODITY TOTAL		323,748	17,798,066		18,121,814		TOTAL DE MARCHANDISE
BENTONITE	CAN	128,941			128,941	CAN	BENTONITE
DOLOMITE	CAN		31,020		31,020	CAN	DOLOMITE
CLAY MATERIALS NES	CAN	17,700	17,600		35,300	CAN	MATIERES ARGIL. NDA
SAND AND GRAVEL	CAN U S A OTHER		279,728 20,800 44,665		279,728 20,800 44,665	CAN E-U AUTRE	SABLE ET GRAVIERS
COMMODITY TOTAL			345,193		345,193		TOTAL DE MARCHANDISE
LIMESTONE	CAN		1,592,349		1,592,349	CAN	PIERRE CALCAIRE
COMMODITY TOTAL			88,196		88,196	E-U	TOTAL DE MARCHANDISE
SALT	CAN OTHER	96,518 17,138	84,589 33,437		181,107 50,570	CAN AUTRE	SEL
COMMODITY TOTAL		113,656	118,021		231,677		TOTAL DE MARCHANDISE
CRUDE NON-MET. MIN. NES	CAN		18		18	CAN	MIN. NON-MET. RRUTS NDA
WASTE AND SCRAP NES	CAN		141		141	CAN	DECHETS ET REBUTS NDA
SOYABEAN OIL	NORW		845		845	NORV	HUILE DE SOYA
VEG. OILS, FATS NES	U S A	127			127	E-U	HUIL. MAT. GRAS. VEG. NDA
METALLIC SALTS	CAN	13,670	9,810		23,480	CAN	SELS METALLIQUES
INORGANIC CHEMS. NES	NORW CAN U S A	4,132			4,132 22,405 29,023	NORV CAN E-U	PROD. CHIM. INORG. NDA
COMMODITY TOTAL		4,132	51,428		55,560		TOTAL DE MARCHANDISE
ORGANIC CHEMICALS NES	CAN U S A	23	13,350 10,928		13,373 10,928	CAN E-U	PROD. CHIM. ORGAN. NDA
COMMODITY TOTAL		23	24,278		24,301		TOTAL DE MARCHANDISE
POTASH	CAN	5,079	9,253		14,332	CAN	POTASSE
PLASTIC MATERIALS	CAN		24		24	CAN	MATIERES PLASTIQUES
DYESTUFF, PIGMENT, PAINT	CAN		1		1	CAN	MAT. COLOR. PIG. PEINTURE
CHEM. SPECIALTIES NES	CAN		62		62	CAN	PROD. CHIM. SPECIAUX NDA
FUEL OIL	CAN U S A		25,080 10,019		25,080 10,019	CAN E-U	MAZOUT
COMMODITY TOTAL			35,099		35,099		TOTAL DE MARCHANDISE



TABLE 2. CARGOES UNLOADED AT CANADIAN PORTS FROM FOREIGN COUNTRIES.

TABLEAU 2. MARCHANDISES DECHARGEES DANS LES PORTS CANADIENS EN PROVENANCE DE PAYS ETRANGERS.

COUNTRY OF ORIGIN AND KIND OF CARGO	REGISTRY OF VESSEL	ATLANTIC ATLANTIQUE	GREAT LAKES GRANDS LACS	PACIFIC PACIFIQUE	TOTAL TOTAL	IMMATIC. DU NAVIRE	PAYS D'ORIGINE ET MARCHANDISE
U S GR. LAKES CONT. LUBRICATING OIL, GREASE	NORV CAN		330 4,110		330 4,110	NORV CAN	E-U GR. LACS SUITE HUILE, GRAISSE LUBRIF.
COMMODITY TOTAL			4,440		4,440		TOTAL DE MARCHANDISE
COKE	CAN	239,369	27,660		267,029	CAN	COKE
COAL TAR, PITCH	CAN	28,299	2,999		31,298	CAN	GOUDRON, BRAT DE ROUIL.
PETROL, COAL PROD. NES	CAN		50,544		50,544	CAN	DERIVE PETR. CHARB. NDA
FERRO-ALLOYS	CAN	449			449	CAN	FERRO-ALLIAGES
PIG IRON	CAN	13,383			13,383	CAN	FER EN GUEUSE
PRIMARY IRON, STEEL NES	CAN	6,054	611		6,665	CAN	FER, ACIER PRIMAIR. NDA
CASTINGS, FORGINGS	CAN		671		671	CAN	MOUL. PIECES FORGEES
PLATE & SHEET STEEL	CAN	25,566	9,025		34,591	CAN	TOLES, FEUILLES DACIER
STRUCTURAL SHAPES	CAN	8,839			8,839	CAN	PROFILES DE CONSTRUCT.
	U S A		28		28	E-U	
COMMODITY TOTAL		8,839	28		8,867		TOTAL DE MARCHANDISE
RAILS & TRACK MATERIAL	CAN	1,105	252		1,357	CAN	RAILS, MAT. VDIIE FERREE
ALUMINUM	CAN		2		2	CAN	ALUMINIUM
LEAD AND ALLOYS	CAN	6,117			6,117	CAN	PLOMB ET ALLIAGES
GLASS BASIC PRODUCTS	CAN		166		166	CAN	OUVR. DE BASE EN VERRE
NON-MET. MIN. BASIC PROD	CAN		100		100	CAN	PROD. MIN. NON-MET. BASE
TRACTORS	U S A		130		130	E-U	TRACTEURS
MACHINERY NES	CAN		209		209	CAN	MACHINES NOA
	U S A		20		20	E-U	
COMMODITY TOTAL			229		229		TOTAL DE MARCHANDISE
MOTOR VEHICLE ENGINES	CAN		538		538	CAN	MOTEURS DE VEH. AUTOM.
SHIPS, AIRCRAFT, MIS. VEH	CAN		130		130	CAN	NAVIRES, AVIONS, VEH. DIV
EQUIPMENT MISC.	CAN		70		70	CAN	MATERIEL DIVERS
PERSONAL, HOUSEHOLD GOODS	CAN		104		104	CAN	APT. PERS. ET MENAGERS
CONTAINERS, CLOSURES	U K	580			580	R U	CONTENEURS, FERMETURES
	CAN		1,845		1,845	CAN	
	U S A		12		12	E-U	
COMMODITY TOTAL		580	1,857		2,437		TOTAL DE MARCHANDISE
MISC. END PRODUCTS NES	CAN		61		61	CAN	PRODUITS FINIS DIV. NDA
GENERAL CARGO	JAPAN		863		863	JAPON	MARCHANDISES DIVERSES
	CAN	950	621		1,571	CAN	
COMMODITY TOTAL		950	1,484		2,434		TOTAL DE MARCHANDISE
COUNTRY/REGION TOTAL		6,401,881*	23,079,371*		29,481,252*		TOTAL DE PAYS/REGION
E U ATL. & GULF							E-U ATL. & GOLFE
CATTLE	SWEDN	4			4	SUEDE	BOVINS
LIVE ANIMALS, NES	SWEDN	6			6	SUEDE	ANIMAUX VIVANTS, NDA
	CAN	2			2	CAN	
COMMODITY TOTAL		8			8		TOTAL DE MARCHANDISE
MEAT, FRESH OR FROZEN	NORV	18			18	NORV	VIANDE, FRAICHE / CONG.
	JAPAN	2,124			2,124	JAPON	
	CAN	1,860			1,860	CAN	
	OTHER	647			647	AUTRE	
COMMODITY TOTAL		4,649			4,649		TOTAL DE MARCHANDISE
MEAT, CURED	DENMK	58			58	DANMK	VIANDE FUMEE OU SALEE
	NORV	579			579	NORV	
	CAN	280			280	CAN	
	OTHER	794			794	AUTRE	
COMMODITY TOTAL		1,711			1,711		TOTAL DE MARCHANDISE
MEAT AND MEAT PREP. NES	CAN	9			9	CAN	VIANDES ET PREP. NDA
FISH, FRESH OR FROZEN	SWEDN	182			182	SUEDE	POISSON, FRAIS OU CONG.
	CAN	136			136	CAN	
	U S A	27			27	E-U	
COMMODITY TOTAL		345			345		TOTAL DE MARCHANDISE
FISH, SALTED OR CURED	U S A	59			59	E-U	POISSON, SALE OU FUME
FISH, CANNED	CAN	18			18	CAN	POISSON EN BOITES
	U S A	1,475			1,475	E-U	
COMMODITY TOTAL		1,493			1,493		TOTAL DE MARCHANDISE
LOBSTER	SWEDN	8			8	SUEDE	HOMARD
SHELL FISH, NES	NORV	207			207	NORV	MOLLUSQUES CRUST. NDA
	U S A	69			69	E-U	
COMMODITY TOTAL		276			276		TOTAL DE MARCHANDISE
DAIRY PROD. EGGS, HONEY	CAN	5			5	CAN	PROD. LAIT., OEUFS, MIEL
	OTHER	4			4	AUTRE	
COMMODITY TOTAL		9			9		TOTAL DE MARCHANDISE
CEREALS UNMILLED, NES	DENMK	3			3	DANMK	CEREALES NON MOUL. NDA
	CAN	58			58	CAN	
	OTHER	46			46	AUTRE	
COMMODITY TOTAL		107			107		TOTAL DE MARCHANDISE
WHEAT FLOUR	SWEDN	318			318	SUEDE	FARINE DE BLE
	CAN	5			5	CAN	
COMMODITY TOTAL		323			323		TOTAL DE MARCHANDISE
MACARONI, CEREAL PROD.	U K	1			1	R U	PATES ALIM. PROD. CEREAL
APPLES	CAN	101			101	CAN	POMMES
BANANAS AND PLANTAINS	CAN	261			261	CAN	BANANES ET PLANTAINS
FRESH FRUITS, BERRIES	SWEDN	115			115	SUEDE	FRUITS, BATES FRAIS
	CAN	105			105	CAN	
	OTHER	44			44	AUTRE	
COMMODITY TOTAL		264			264		TOTAL DE MARCHANDISE
FRUIT JUICES	SWEDN	87			87	SUEDE	JUS DE FRUIT
	CAN	214			214	CAN	

TABLE 2. CARGOES UNLOADED AT CANADIAN PORTS FROM FOREIGN COUNTRIES.

TABLEAU 2. MARCHANDISES DECHARGEES DANS LES PORTS CANADIENS EN PROVENANCE DE PAYS ETRANGERS.

COUNTRY OF ORIGIN AND KIND OF CARGO	REGISTRY OF VESSEL	ATLANTIC ATLANTIQUE	GREAT LAKES GRANDS LACS	PACIFIC PACIFIQUE	TOTAL TOTAL	IMMATIC. DU NAVIRE	PAYS D'ORIGINE ET MARCHANDISE
U S ATL.& GULF CONT. COMMODITY TOTAL		301			301		E-U ATL.& GOLFE SUITE TOTAL DE MARCHANDISE
FRUITS, PREP. CANNED	U S A	23			23	E-U	FRUITS PREP. EN BOITE
VEGETABLES, FRESH	SWEDN	91			91	SUEDE	LEGUMES, FRAIS
	CAN	45			45	CAN	
COMMODITY TOTAL		136			136		TOTAL DE MARCHANDISE
VEGETABLES, DRIED	CAN	33			33	CAN	LEGUMES, SECS
	OTHER	46			46	AUTRE	
COMMODITY TOTAL		79			79		TOTAL DE MARCHANDISE
VEGETABLE PREP.NES	NORV	2			2	NORV	PREP. DE LEGUMES NDA
	CAN	87			87	CAN	
COMMODITY TOTAL		89			89		TOTAL DE MARCHANDISE
SYRUP	OTHER	4			4	AUTRE	SIROP
SUGAR PREPARATIONS	CAN	26			26	CAN	PREP. A BASE DE SUCRE
SPICES	U K	10			10	R U	EPICES
	SWEDN	3			3	SUEDE	
COMMODITY TOTAL		13			13		TOTAL DE MARCHANDISE
MISC.FOOD PREP.NES	NORV	7			7	NORV	DIV.PREP.ALIM.NOA
	OTHER	1			1	AUTRE	
COMMODITY TOTAL		8			8		TOTAL DE MARCHANDISE
FEEDS OF ANIMAL ORIGIN	SWEDN	22			22	SUEDE	PROV.D'ORIGINE ANIMALE
CONC.COMPLETE FEEDS	OTHER	11			11	AUTRE	CONC.,PROV.COMPLETES
WINES	CAN	29			29	CAN	VINS
DIST.ALCOHOLIC BEV.	SWEDN	11			11	SUEDE	BOISS.ALCOOL.DIST.
	OTHER	2			2	AUTRE	
COMMODITY TOTAL		13			13		TOTAL DE MARCHANDISE
CIGARETTES	OTHER	5			5	AUTRE	CIGARETTES
TOBACCO NES	CAN	9			9	CAN	TABACS NDA
	OTHER	4			4	AUTRE	
COMMODITY TOTAL		13			13		TOTAL DE MARCHANDISE
RAW HIDES AND SKINS	CAN	4			4	CAN	PEAUX ET CUIRS BRUT
CRUDE ANIMAL PROD.NES	CAN	2			2	CAN	PR.BRUTS ORIG.ANIM.NDA
BOLTS,ROUND TIMBER	GER	3,335			3,335	ALL	BILLOTS,ROIS RONDOS
TEXTILE FIBRES NES	SWEDN	104			104	SUEDE	FIBRES TEXTILES NDA
	CAN	23			23	CAN	
COMMODITY TOTAL		127			127		TOTAL DE MARCHANDISE
ALUMINA,BAUXITE ORES	ITALY	9,263			9,263	ITAL	MINERAIS ALUMINE,BAUX.
	NORV	21,607		23,318	44,925	NORV	
	LIBER	156,822			156,822	LIBER	
	PANAM	102,306			102,306	PANAM	
	OTHER	58,992			58,992	AUTRE	
COMMODITY TOTAL		348,990		23,318	372,308		TOTAL DE MARCHANDISE
ORES AND CONC.NES	CAN	5,339			5,339	CAN	MINERAIS ET CONC.NDA
IRON AND STEEL SCRAP	U S A	272			272	E-U	DECHETS DE FER, D'ACIER
COAL,BITUMINOUS	U K	960			960	R U	CHARBON BITUMINEUX
	LIBER	13,574			13,574	LIBER	
	CAN	1,213			1,213	CAN	
COMMODITY TOTAL		15,747			15,747		TOTAL DE MARCHANDISE
COAL, NES	LIBER	149,916			149,916	LIBER	CHARBON, NDA
	CAN	226,066			226,066	CAN	
COMMODITY TOTAL		375,982			375,982		TOTAL DE MARCHANDISE
CRUDE PETROLEUM	LIBER	35,978			35,978	LIBER	PETROLE BRUT
	U S A	1,246			1,246	E-U	
COMMODITY TOTAL		37,224			37,224		TOTAL DE MARCHANDISE
CHINA CLAY	U K	2,068			2,068	R U	KADLIN
LIMESTONE	U K	25			25	R U	PIERRE CALCAIRE
	CAN		10,145		10,145	CAN	
COMMODITY TOTAL		25	10,145		10,170		TOTAL DE MARCHANDISE
STONE,CRUDE NES	CAN	45			45	CAN	PIERRE BRUTE NDA
PHOSPHATE ROCK	U K	4,500		22,861	27,361	R U	ROCHE PHOSPHATEE
	GER	85,176			85,176	ALL	
	GREEK			18,256	18,256	GREGQ	
	NORV		5,905		5,905	NORV	
	LIBER	672,510			672,510	LIBER	
	CAN		11,596		11,596	CAN	
	OTHER	4,128			4,128	AUTRE	
COMMODITY TOTAL		766,314	17,501	41,117	824,932		TOTAL DE MARCHANDISE
SALT	NORV	4,803			4,803	NORV	SEL
SULPHUR IN ORES	U K	11,760			11,760	R U	SCUFRE EN MINERAL
	GER	16,126			16,126	ALL	
	NORV	2,600			2,600	NORV	
	LIBER	5,768			5,768	LIBER	
	OTHER	8,596			8,596	AUTRE	
COMMODITY TOTAL		44,850			44,850		TOTAL DE MARCHANDISE
COTTON,TEXTILE WASTE	SWEDN	30			30	SUEDE	DECHETS DE COTON,TEXT.
WASTE AND SCRAP NES	U K	41			41	R U	DECHETS ET REBUTS NDA
	NORV	377			377	NORV	
	LIBER	126			126	LIBER	
	CAN	7			7	CAN	
COMMODITY TOTAL		551			551		TOTAL DE MARCHANDISE
RUBBER FAB.MATERIALS	SWEDN	10			10	SUEDE	DEMI-PROD.CAOUTCHOUC
LUMBER AND TIMBER	SWEDN	7			7	SUEDE	BOIS D'OEUVRE ET CHARP.
	OTHER	374			374	AUTRE	
COMMODITY TOTAL		381			381		TOTAL DE MARCHANDISE

TABLE 2. CARGOES UNLOADED AT CANADIAN PORTS FROM FOREIGN COUNTRIES.

TABLAU 2. MARCHANDISES DECHARGEES DANS LES PORTS CANADIENS EN PROVENANCE DE PAYS ETRANGERS.

COUNTRY OF ORIGIN AND KIND OF CARGO	REGISTRY OF VESSEL	ATLANTIC ATLANTIQUE	GREAT LAKES GRANDS LACS	PACIFIC PACIFIQUE	TOTAL TOTAL	IMMATIC. DU NAVIRE	PAYS D'ORIGINE ET MARCHANDISE
U S ATL.& GULF CONT. VENEER, PLYWOOD	U K	44			44	R U	E-U ATL.& GOLFE SUITE
COOPERAGE STOCK	CAN	3			3	CAN	PLACAGES, CONTRE-PLAQ.
WOOD FAB. MATERIALS	SWEDN	10			10	SUEDE	DEMI-PROD. TONNELLERIE
PAPER NES	U K	700			700	R U	DEMI-PRODUITS EN BOIS
	SWEDN	63			63	SUEDE	PAPIER NDA
	CAN	330			330	CAN	
COMMODITY TOTAL		1,093			1,093		TOTAL DE MARCHANDISE
PAPERBOARD	U K	751			751	R U	CARTON
	CAN	319			319	CAN	
	OTHER	41			41	AUTRE	
COMMODITY TOTAL		1,111			1,111		TOTAL DE MARCHANDISE
BLDG. PAPER AND BOARD	SWEDN	40			40	SUEDE	PLAQ. CONSTR., PAP/CART.
	CAN	2			2	CAN	
COMMODITY TOTAL		42			42		TOTAL DE MARCHANDISE
WET MACHINE BOARD	CAN	3			3	CAN	CARTON EN PATE PRESSE
	OTHER	7			7	AUTRE	
COMMODITY TOTAL		10			10		TOTAL DE MARCHANDISE
CORDAGE, TWINE, ROPE	SWEDN	35			35	SUEDE	CORDAGE, FICELLE, CORDE
	CAN	28			28	CAN	
	OTHER	3			3	AUTRE	
COMMODITY TOTAL		66			66		TOTAL DE MARCHANDISE
TEXTILE FAB. MTL NES	SWEDN	375			375	SUEDE	OUVR. EN MAT. TEXT. NDA
	CAN	100			100	CAN	
COMMODITY TOTAL		475			475		TOTAL DE MARCHANDISE
ANIMAL OILS, EXC. MARINE	OTHER	27			27	AUTRE	HUIL. ANIM. SAUF AN. MAR.
FISH, MARINE ANIMAL DIL	CAN	105			105	CAN	HUIL. DE POISSON, AN. MAR.
VEG. OILS, FATS NES	SWEDN	5			5	SUEDE	HUIL. MAT. GRAS. VEG. NDA
	CAN	22			22	CAN	
COMMODITY TOTAL		27			27		TOTAL DE MARCHANDISE
OILS, FATS, WAXES NES	SWEDN	5			5	SUEDE	HUIL. MAT. GRAS. CIRE NDA
METALLIC SALTS	U K	2,995			2,995	R U	SELS METALLIQUES
	DENMK	4,648			4,648	DANMK	
	GER	3,566			3,566	ALL	
	NORW	74,035			74,035	NDRV	
	OTHER	10,547			10,547	AUTRE	
COMMODITY TOTAL		95,791			95,791		TOTAL DE MARCHANDISE
INORGANIC CHEM. NES	NETH	17,365			17,365	P. BAS	PROD. CHIM. INORG. NDA
	NORW	131,408		12,775	144,183	NORV	
	CAN	12,890			12,890	CAN	
	U S A		4,700		4,700	E-U	
	OTHER		2,400		2,400	AUTRE	
COMMODITY TOTAL		161,663	7,100	12,775	181,538		TOTAL DE MARCHANDISE
ORGANIC CHEMICALS NES	U K	5			5	R U	PROD. CHIM. ORGAN. NDA
	NORW	3,024			3,024	NDRV	
	SWEDN	55			55	SUEDE	
	CAN	22			22	CAN	
	OTHER	15			15	AUTRE	
COMMODITY TOTAL		3,121			3,121		TOTAL DE MARCHANDISE
POTASH	GER	7,279			7,279	ALL	POTASSE
FERTILIZERS NES	GER	25,172	7,835		33,007	ALL	ENGRAIS CHIMIQUE NDA
	GREEK	6,116	17,214		23,330	GRECO	
	NORW		8,783		8,783	NORV	
	LIBER	5,369			5,369	LIBER	
	JAPAN		7,107		7,107	JAPON	
	PANAM	3,250			3,250	PANAM	
COMMODITY TOTAL		39,907	40,939		80,846		TOTAL DE MARCHANDISE
DYESTUFF, PIGMENT, PAINT	SWEDN	4			4	SUEDE	MAT. COLDR. PIG. PEINTURE
	OTHER	2			2	AUTRE	
COMMODITY TOTAL		6			6		TOTAL DE MARCHANDISE
FUEL OIL	GREEK	16,704			16,704	GRECO	MAZOUT
	NDRV	4,346		2,687	7,033	NDRV	
	LIBER	33,903			33,903	LIBER	
	PANAM	17,379			17,379	PANAM	
	CAN		8,218		8,218	CAN	
	U S A		14,388		14,388	E-U	
	OTHER	12,437			12,437	AUTRE	
COMMODITY TOTAL		84,769	22,606	2,687	110,062		TOTAL DE MARCHANDISE
LUBRICATING OIL, GREASE	NORW	2,386			2,386	NDRV	HUILE, GRAISSE LUBRIF.
	CAN	9,456	4,072		13,528	CAN	
	U S A		2,520		2,520	E-U	
COMMODITY TOTAL		11,842	6,592		18,434		TOTAL DE MARCHANDISE
COKE	U K	5,674			5,674	R U	COKE
	GER	24,234			24,234	ALL	
	ITALY	10,361			10,361	ITAL	
	NDRV	21,424			21,424	NDRV	
	LIBER	15,106			15,106	LIBER	
	PANAM	9,537			9,537	PANAM	
	OTHER	11,335			11,335	AUTRE	
COMMODITY TOTAL		97,671			97,671		TOTAL DE MARCHANDISE
PETROL, COAL PROD. NES	U S A		64,621		64,621	E-U	DERIVE PETR. CHARB. NOA
PLATE & SHEET STEEL	SWEDN	50			50	SUEDE	TOLES, FEUILLES D'ACIER
	PANAM	160			160	PANAM	
COMMODITY TOTAL		210			210		TOTAL DE MARCHANDISE
RAILS & TRACK MATERIAL	PANAM	1,438			1,438	PANAM	RAILS, MAT. VOIE FERREE
WIRE	OTHER	4			4	AUTRE	FIL METALLIQUE
METAL FAB. BASIC PROD.	SWEDN	557			557	SUEDE	OUVR. DE BASE EN METAL



TABLE 2. CARGOES UNLOADED AT CANADIAN PORTS FROM FOREIGN COUNTRIES.

TABLAU 2. MARCHANDISES DECHARGEES DANS LES PORTS CANADIENS EN PROVENANCE DE PAYS ETRANGERS.

COUNTRY OF ORIGIN AND KIND OF CARGO	REGISTRY OF VESSEL	ATLANTIC ATLANTIQUE	GREAT LAKES GRANDS LACS	PACIFIC PACIFIQUE	TOTAL TOTAL	IMMATIC. DU NAVIRE	PAYS D'ORIGINE ET MARCHANDISE
U S ATL.& GULF CONT.							E-U ATL.& GOLFE SUITE
	CAN	57			57	CAN	
	OTHER	4			4	AUTRE	
COMMODITY TOTAL		618			618		TOTAL DE MARCHANDISE
CEMENT	CAN	3			3	CAN	CIMENT
	OTHER	1			1	AUTRE	
COMMODITY TOTAL		4			4		TOTAL DE MARCHANDISE
NON-MET. MIN. BASIC PROD	CAN	59			59	CAN	PROD. MIN. NON-MET. BASE
	OTHER	55			55	AUTRE	
COMMODITY TOTAL		114			114		TOTAL DE MARCHANDISE
MISC. FABRICATED PROD.	SWE DN	24			24	SUEDE	DUVRAGES DIVERS
	OTHER	25			25	AUTRE	
COMMODITY TOTAL		49			49		TOTAL DE MARCHANDISE
MACHINERY NES	U K	15		12	27	R U	MACHINES NDA
	SWE DN	733			733	SUEDE	
	CAN	181			181	CAN	
	U S A		110		110	E-U	
	OTHER	7			7	AUTRE	
COMMODITY TOTAL		936	110	12	1,058		TOTAL DE MARCHANDISE
PASS. AUTOS AND CHASSIS	SWE DN	7			7	SUEDE	VOITURES PART., CHASSIS
	CAN	10			10	CAN	
	OTHER	2			2	AUTRE	
COMMODITY TOTAL		19			19		TOTAL DE MARCHANDISE
ROAD MOTOR VEH. NES	SWE DN	135			135	SUEDE	VEH. AUTOM. ROUTIERS NDA
EQUIPMENT MISC.	SWE DN	7			7	SUEDE	MATERIEL DIVERS
	CAN	20			20	CAN	
	OTHER	12			12	AUTRE	
COMMODITY TOTAL		39			39		TOTAL DE MARCHANDISE
PERSONAL, HOUSEHOLD GOODS	NORV	5			5	NORV	ART. PERS. ET MENAGERS
	SWE DN	121			121	SUEDE	
	CAN	100			100	CAN	
	OTHER	13			13	AUTRE	
COMMODITY TOTAL		239			239		TOTAL DE MARCHANDISE
CONTAINERS, CLOSURES	U K	1,592			1,592	R U	CONTENEURS, FERMETURES
	DENMK	72			72	DANMK	
	GER	183			183	ALL	
	NORV	2,143			2,143	NORV	
	SWE DN	248			248	SUEDE	
	L IBER	339			339	L IBER	
	CAN	1,896			1,896	CAN	
	OTHER	271			271	AUTRE	
COMMODITY TOTAL		6,744			6,744		TOTAL DE MARCHANDISE
MISC. END PRODUCTS NES	SWE DN	44			44	SUEDE	PRODUITS FINIS DIV. NDA
	CAN	297			297	CAN	
	OTHER	26			26	AUTRE	
COMMODITY TOTAL		367			367		TOTAL DE MARCHANDISE
GENERAL CARGO	GER	9			9	ALL	MARCHANDISES DIVERSES
	SWE DN	90			90	SUEDE	
	CAN	455			455	CAN	
	OTHER	68			68	AUTRE	
COMMODITY TOTAL		622			622		TOTAL DE MARCHANDISE
COUNTRY/REGION TOTAL		2,133,104*	169,614*	79,909*	2,382,627*		TOTAL DE PAYS/REGION
GRAND TOTAL		30,815,388**	24,639,600**	3,326,138**	58,781,126**		TOTAL GLOBAL

TABLE 3. CARGOES LOADED AT CANADIAN PORTS FOR FOREIGN COUNTRIES, BY COMMODITY AND GEOGRAPHIC AREA.

TARLEAU 3. MARCHANDISES CHARGÉES DANS LES PORTS CANADIENS AUX PAYS ÉTRANGERS, PAR MARCHANDISE ET RÉGION GÉOGRAPHIQUE.

COMMODITY	ATLANTIC ATLANTIQUE	GREAT LAKES GRANDS LACS	PACIFIC PACIFIQUE	TOTAL TOTAL	MARCHANDISES
CATTLE	3,569		922	4,491	BOVINS
LIVE ANIMALS, NFS	9,167		529	9,696	ANIMAUX VIVANTS, NDA
MEAT, FRESH OR FROZEN	14,761	314	5,444	20,519	VIANDE, FRAICHE / CONG.
MEAT, CURED	6,036	604	94	6,734	VIANDE FUMÉE OU SALÉE
MEAT AND MEAT PREP. NES	2,345	42	152	2,539	VIANDES ET PREP. NDA
FISH, FRESH OR FROZEN	132,947	2	12,856	145,805	POISSON, FRAIS OU CONG.
FISH, SALTED OR CURED	14,447	2	459	14,908	POISSON, SALE OU FUME
FISH, CANNED	13,244	4	6,986	20,234	POISSON EN BOITES
LOBSTER	3,523			3,523	HOWARD
SHELL FISH, NFS	992		1,183	2,175	MOLLUSQUES CRUST., NDA
BUTTER	91			91	BEURRE
CHEESE	10,643	10	6	10,659	FROMAGE
MILK POWDER	102,753	1,161	1	103,915	LAIT EN POUFRE
DAIRY PROD. EGGS, HONEY	7,186	31	989	8,206	PROD. LAIT., ŒUFS, MIEL
BARLEY	3,016,887	488,600	951,843	4,457,330	ORGE
CORN	1,034,016	1,306	15,469	1,050,791	MAIS
OATS	58,943	128,656	6,275	193,874	AVOINE
RYE	19,026	36,624	65,060	120,710	SEIGLE
WHEAT	8,393,941	86,928	4,417,173	12,898,042	BLÉ
CEREALS UNMILLED, NES	1,200		25,601	26,801	CEREALES NON MOUL., NDA
CORN MEAL AND FLOUR	2,515	13	497	3,025	SEMOULE, FARINE DE MAIS
CORN STARCH	7,148			7,148	FECULE DE MAIS
MALT AND MALT FLOUR	24,452	12,468	52,362	89,282	MALT ET FARINE DE MALT
WHEAT FLOUR	460,408	5,595	24,985	490,988	FARINE DE BLÉ
CEREALS MILLED, NES	1,022	335	384	1,741	CEREALES MOULUES, NDA
BAKERY PROD. INC. FROZEN	753	132	1	886	PROD. BOUL., PROD. CONG.
MACARONI, CEREAL PROD.	1,826			1,826	PÂTES ALIM. PROD. CEREAL
APPLES	10,098		6,623	16,721	POMMES
BANANAS AND PLANTAINS	248			248	BANANES ET PLANTAINS
FRESH FRUITS, BERRIES	101,128		442	101,570	FRUITS, BAIES FRAIS
FROZEN FRUITS, BERRIES	826	46	117	989	FRUITS, BAIES CONGÉLÉS
DRIED FRUITS	38			38	FRUITS SECS
FRUIT JUICES	2,420		42	2,462	JUS DE FRUIT
FRUIT, PRES. NOT CANNED	3	15		18	CONS. FRUITS NON BOITE
FRUITS, PREP. CANNED	1,840		731	2,571	FRUITS PREP. EN BOITE
PEANUTS	2,020	141		2,161	CACAHUETES
NUTS, EXC. OIL NUTS NES	83			83	NOIX, SAUF OLEAG. NDA
POTATOES	119,290		70	119,360	POMMES DE TERRE
VEGETABLES, FRESH	14,511	290	3,831	18,632	LEGUMES, FRAIS
VEGETABLES, FROZEN	9,227	1,192	819	11,238	LEGUMES, CONGÉLÉS
VEGETABLES, DRIED	78,184	5,760	1,975	85,919	LEGUMES, SECS
VEGETABLE PREP. NES	39,791	1,689	403	41,883	PREP. DE LEGUMES NDA
SUGAR, NES	9,610		101	9,720	SUCRE, NOA
SYRUP	72		69	141	SIROP
SUGAR PREPARATIONS	2,094	1	4	2,099	PREP. A BASE DE SUCRE
COCOA AND CHOCOLATE	38	69		107	CACAO ET CHOCOLAT
COFFEE	122			122	CAFÉ
SPICES	518	29	20	567	ÉPICES
VINEGAR	12			12	VINAIGRE
MARGARINE	19			19	MARGARINE
SHORTENING	5		60	65	GRATISSE CULINAIRE
SAUSAGE SKINS, CASINGS	736	110	35	881	BOYAUX A SAUCISSES
MISC. FOOD PREP. NES	27,629	1,716	18,072	47,417	DIV. PREP. ALIM. NOA
HAY, FORAGE, STRAW	3,612		277	3,889	FOIN, FOURRAGE, PAILLE
HULLS, SCREENINGS, CHAFF	357			357	ÉCOURURES, CRIBLURES, BAL
BRAN, SHORTS, MIDDINGS	10,582	81,950	131,582	213,889	SŌN, ISSUES DE CEREALES
GROUND CEREALS NFS	6,796	150	51,982	62,714	CEREALES MOULUES NDA
SOYA, OIL MEAL, CAKE	61,496	776	10,715	18,287	FARINE TOURT. GR. SOYA
DIL SEED MEAL, CAKE NFS	2,740	66,955	145	128,596	FAR. TOURT. OLEAG. NOA
BREWERS GRAINS	145			145	GRAINS DE BRASSERIE
FEEDS, VEGETABLE ORIGIN	34,107		1,200	35,307	PROD. D'ORIGINE VÉGÉTALE
FEEDS OF ANIMAL ORIGIN	16,435	527		16,962	PROD. D'ORIGINE ANIMALE
CONC. COMPLETE FEEDS	20,449	16,253	35,689	72,391	CONC., PROD. COMPLÈTES
NON-ALCOHOLIC BEVERAGE	2,763		4	2,767	BOISSONS NON-ALCOOLIQ.
ALE, BEER, STOUT, PORTER	94	97	2,473	2,664	ALE, BIÈRE, STOUT, PORTER
WINES	334	169	22	525	VINS
FERM. ALCOHOLIC BEV.	162			162	BOISS. ALCOOL. FERMEN.
DIST. ALCOHOLIC BEV.	5,040	106	838	5,984	BOISS. ALCOOL. DIST.
CIGARETTES	720	6	20	746	CIGARETTES
TOBACCO NES	6,918	19,193	5	26,116	TABACS NOA
RAW HIDES AND SKINS	70,870	7,389	5,823	84,082	PEAUX ET CUIRS BRUT
CRUDE ANIMAL PROD. NES	3,208	334	6	3,548	PR. BRUTS ORIG. ANIM. NDA
SEEDS FOR SOWING NES	5,311	391	5,324	11,026	GRAINES DE SEMENCE NDA
FLAXSEED	262,726	54,157	179,991	496,874	GRAINE DE LIN
MUSTARD SEED	5,420	15,837	13,487	34,744	GRAINE DE MOUTARDE
RAPESEED	117,206	65,596	521,993	704,795	GRAINE DE COLZA
SOYA BEANS	1,503,110	55		1,503,165	GRAINE DE SOYA

TABLE 3. CARGES LOADED AT CANADIAN PORTS FOR FOREIGN COUNTRIES, BY COMMODITY AND GEOGRAPHIC AREA.

TABLEAU 3. MARCHANDISES CHARGÉES DANS LES PORTS CANADIENS AUX PAYS ÉTRANGERS, PAR MARCHANDISE ET RÉGION GÉOGRAPHIQUE.

COMMODITY	ATLANTIC ATLANTIQUE	GREAT LAKES GRANDS LACS	PACIFIC PACIFIQUE	TOTAL TOTAL	MARCHANDISES
OIL SEEDS, NUTS NES	174	2,000	2,615	4,789	GRAINES, NOIX OLEAG. NOA
NURSERY, GREENHOUSE STOCK	604	34	1	639	PROD. PÉPINIÈRE, SERRÉ
RUBBER, ALLIED GUMS, NAT	541	2		543	CAOUTCHOUC GOMMES NAT.
CRUDE VEG. PROD. NES	6,997		144	7,141	PR. BRUTS ORIG. VEG. NDA
LOGS	3,622	4,040	811,958	819,620	BILLES
BOLTS, ROUND TIMBER	661		11,045	11,706	BILLOTS, BOIS ROND
PULPWOOD	962,085	3,500	753,940	1,719,525	BOIS À PÂTE
CRUDE WOOD MTL. NES	3,263		34	3,297	MATIÈRES BOIS BRUT NOA
WOOL AND ANIMAL HAIR	75	7		82	LAINÉ, POILS ANIMAL
TEXTILE FIBRES NES	2,725	442	380	3,547	FIBRES TEXTILES NDA
ALUMINA, BAUXITE ORES	65,460			65,460	MINÉRAIS ALUMINE, BAUX.
COPPER ORE AND CONC.	62,687	6,635	443,806	513,128	MINÉRAI, CONC. CUIVRE
IRON ORE AND CONC.	35,347,727	4,542,054	1,744,627	41,634,408	MINÉRAI, CONC. DE FER
LEAD ORE AND CONC.	143,656		40,387	184,043	MINÉRAI, CONC. DE PLOMB
MANGANESE ORE	188,444			188,444	MINÉRAI DE MANGANESE
NICKEL-COPPER ORE	153,458		24,300	177,758	MINÉRAI DE CUIVRE-NICKEL
TITANIUM ORE	133,135			133,135	MINÉRAI DE TITANE
ZINC ORE AND CONC.	867,101	66,395	71,872	1,005,368	MINÉRAI, CONC. DE ZINC
ORES AND CONC. NES	86,813	7	49,671	136,491	MINÉRAIS ET CONC. NOA
IRON AND STEEL SCRAP	148,367	144,554	13,093	306,014	DECHETS DE FER, D'ACIER
NON-FERROUS MET. SCRAP	37,908	12,727	7,121	57,756	DECHETS METAL. NON FER.
SLAG, DROSS, BY-PRODUCTS	641,348	56,819	23,665	721,832	POUS. GUEUL. SCOR. PROD.
COAL, BITUMINOUS	1,156		3,716,024	3,717,180	CHARBON BITUMINEUX
CRUDE PETROLEUM			72,554	72,554	PÉTROLE BRUT
ASBESTOS	803,382		102,682	906,064	AMIANTE
BENTONITE	304			304	BENTONITE
DOLMITE	500	944,652		945,152	DOLOMITE
CLAY MATERIALS NES	7,621	128	43	2,792	MATIÈRES ARGIL. NDA
SAND AND GRAVEL			59,087	59,087	SABLE ET GRAVIERS
LIMESTONE	20		1,485,024	1,485,044	PIERRE CALCAIRE
STONE, CRUDE NES	6,927	108,735	1,006	116,668	PIERRE BRUTE NDA
BARYTES, NATURAL	93,591			93,591	BARYTINE NATURELLE
FLUORSPAR	38,549			38,549	SPATH FLUOR
GYPSE	4,922,092		19,900	4,941,992	GYPSE
SALT	88,213	1,333,728	71	1,422,012	SEL
SULPHUR IN ORES	1		1,364,922	1,364,923	SOUFRE EN MINÉRAI
CRUDE NON-MET. MIN. NES	65,162	244	758	66,164	MIN. NON-MET. BRUTS NDA
COTTON, TEXTILE WASTE	4,087	1,809	169	6,065	DECHETS DE COTON, TEXT.
HOGGED FUEL, WOOD			126,420	126,420	BOIS DE CHAUFFAGE
WASTE AND SCRAP NES	26,905	1,387	169,383	197,675	DECHETS ET REBUTS NOA
LEATHER	730	1	8	739	CUIR
FURS, DRESSED	10			10	FOURRURES APPRÊTÉES
RUBBER FAB. MATERIALS	371	290		661	DEMI-PROD. CAOUTCHOUC
LUMBER AND TIMBER	169,499	5,263	4,248,403	4,423,165	BOIS D'ŒUVRE ET CHARP.
FLOORING	2,858	306	5	3,169	LAMES POUR PARQUET
RAILWAY TIES	2,275			2,275	TRAVÈRES DE CH. FER
SHINGLES AND SHAKES	4,147	28	5,289	9,464	BARDEAUX, BARD. FACAOE
SAWMILL PRODUCTS NES	866	40		906	SCIAGES NDA
VENEER, PLYWOOD	5,127	1,061	176,662	182,850	PLACAGES, CONTRE-PLAQ.
COPPERAGE STOCK	3,082		443	3,525	DEMI-PROD. TONNELLERIE
WOOD FAB. MATERIALS	7,967	45	447	8,399	DEMI-PRODUITS EN BOIS
PULP	666,526	165,269	1,382,534	2,214,329	PÂTE
NEWSPRINT PAPER	2,452,063	339,721	967,338	3,759,122	PAPIER JOURNAL
PAPER NES	39,746	606	13,395	53,747	PAPIER NDA
PAPERBOARD	219,289	33	38,133	257,455	CARTON
BLDG. PAPER AND BOARD	20,744	9	7,896	28,649	PLAQ. CONSTR., PAP/CART.
WET MACHINE BOARD	995	603	18	1,616	CARTON EN PÂTE PRESSE
CORDAGE, TWINE, ROPE	1		6	7	CORDAGE, FICELLE, CORDE
JUTE WOVEN FABRICS	484		24	508	TISSUS DE JUTE
TEXTILE FAB. MTL NES	12,642	293	991	13,926	OUVR.-EN MAT. TEXT. NDA
ANIMAL OILS, EXC. MARINE	44,269	4,599	29,953	78,821	HUIL. ANIM. SAUF AN. MAR.
FISH, MARINE ANIMAL OIL	19,228			19,228	HUIL. DE POISSON, AN. MAR.
SOYABEAN OIL	621	22,421		23,042	HUIL. DE SOYA
VEG. OILS, FATS NES	8,124	3,685	3,085	14,894	HUIL. MAT. GRAS. VEG. NDA
OILS, FATS, WAXES NES	7,088	6,084	10,333	23,505	HUIL. MAT. GRAS. CIRE NDA
SULPHURIC ACID	4,008			4,008	ACIDE SULFURIQUE
METALLIC SALTS	17,897	1,116	13,753	32,766	SELS METALLIQUES
INORGANIC CHEMS. NES	81,743	2,431	46,222	130,396	PROD. CHIM. INORG. NDA
GLYCOL	1,073	8,539		9,612	GLYCOL
ORGANIC CHEMICALS NES	83,026	100,774	12,215	196,015	PROD. CHIM. ORGAN. NOA
EXPLOS., FUSES, CAPS	4,848		1,886	6,734	EXPLOS., AMORCES, DET.
POTASH	167	11,503	1,195,704	1,207,374	POTASSE
FERTILIZERS NES	17,602	22	164,742	182,366	ENGRAIS CHIMIQUE NOA
AGRICULTURAL CHEMICALS	1,589	7,263	6	8,858	PROD. CHIM. AGRICOLES
SYNTHETIC RUBBER	16,059	43,042	12	59,113	CAOUTCHOUC SYNTHÉTIQUE
PLASTIC MATERIALS	41,773	21,007	7,794	70,574	MATIÈRES PLASTIQUES
DYESTUFF, PIGMENT, PAINT	5,669	278	191	6,138	MAT. COLOR. PIG. PEINTURE
CHEM. SPECIALTIES NES	14,329	2,174	700	17,203	PROD. CHIM. SPÉCIAUX NOA



TABLE 3. CARGOES LOADED AT CANADIAN PORTS FOR FOREIGN COUNTRIES, BY COMMODITY AND GEOGRAPHIC AREA.

TABLEAU 3. MARCHANDISES CHARGÉES DANS LES PORTS CANADIENS AUX PAYS ÉTRANGERS, PAR MARCHANDISE ET RÉGION GÉOGRAPHIQUE.

COMMODITY	ATLANTIC ATLANTIQUE	GREAT LAKES GRANDS LACS	PACIFIC PACIFIQUE	TOTAL TOTAL	MARCHANDISES
GASOLINE	3,565		31,403	34,968	ESSENCE
FUEL OIL	887,967	184,555	109,024	1,181,546	MAZOUT
LUBRICATING OIL, GREASE	1,111	211	66	1,388	HUILE, GRASSE LUBRIF.
COKE	200,008	64,866		264,874	COKE
ASPHALTS, ROAD OILS	36,301			36,301	ASPHALTE, BITUME LIQD.
COAL TAR, PITCH	3,579	46,169		49,748	GOUDRON, BRAT DE BOUIL.
PETROL, COAL PROD. NES	7,886	6,661	272,759	287,306	DERIVE PETR. CHARB. NOA
FERRO-ALLOYS	49,091	9,622		58,713	FERRO-ALLIAGES
PIG IRON	567,293	113,295	12,768	693,356	FER EN GUEUSE
PRIMARY IRON, STEEL NES	77,674	41,994	13,448	133,116	FER, ACIER PRIMAIR. NOA
CASTINGS, FORGINGS	561	24,254	5,127	29,944	MOUL. PIÈCES FORGÉES
BARs AND RODS, STEEL	81,666	63,004	13,777	158,447	BARRES ET TIGES ACIER
PLATE & SHEET STEEL	91,285	181,501	6,620	279,406	TOLES, FEUILLES DACIER
STRUCTURAL SHAPES	78,989	11,302	24,262	114,553	PROFILES DE CONSTRUCT.
RAILS & TRACK MATERIAL	3,770	237	100	4,107	RAILS, MAT. VOIE FERREE
PIPES, TUBES: IRON, STEEL	13,080	411	1,045	14,536	TUYAUX, TUBES: FER, ACIER
WIRE	5,666	122	337	6,125	FIL METALLIQUE
ALUMINIUM	442,652	925	104,123	547,700	ALUMINIUM
COPPER AND ALLOYS	173,068	19,008	1,455	193,531	CUIVRE ET ALLIAGES
LEAD AND ALLOYS	13,046	276	73,732	87,054	PLOMB ET ALLIAGES
NICKEL AND ALLOYS	34,992	1,673	7,281	43,946	NICKEL ET ALLIAGES
ZINC AND ALLOYS	100,883	157	103,112	204,152	ZINC ET ALLIAGES
NON-FERROUS METALS NES	7,826	674	4,672	13,172	METALLS NON-FERREUX NOA
METAL FAB. BASIC PROD.	25,017	2,761	4,539	32,317	OUVR. DE BASE EN METAL
BUILDING BRICK, CLAY	1,808	134		1,942	BRQ. A BATIR ARGILE
BRICKS, TILES NES	25,263	121	385	25,769	BRQUES, TILES NOA
GLASS BASIC PRODUCTS	1,255	3,424	54	4,733	OUVR. DE BASE EN VERRE
ASBESTOS BASIC PROD.	4,604		150	4,754	OUVR. DE BASE AMIANTE
CEMENT	78,933	481,200	188,351	748,484	CIMENT
CEMENT BASIC PROD.	180	17	4,229	4,426	OUVR. DE BASE CIMENT
LIME	3,900		368	4,268	CHAUX
NON-MET. MIN. BASIC PROD.	8,055	6,545	11,150	25,750	PROD. MIN. NON-MET. BASE
MISC. FABRICATED PROD.	3,596	108	17	3,721	OUVRAGES DIVERS
TRACTORS	8,598	2,252	676	11,526	TRACTEURS
MACHINERY NES	53,698	6,929	8,951	69,578	MACHINES NOA
RAILWAY ROLLING STOCK	3,010	2,679	3,861	9,550	MAT. ROUL. DE CH. OE FER
PASS. AUTOS AND CHASSIS	10,636	4,643	762	16,041	VOITURES PART., CHASSIS
BUSES AND CHASSIS	22			22	AUTOBUS ET CHASSIS
TRUCKS AND CHASSIS	8,477	665	668	9,810	CAMIONS ET CHASSIS
MOTOR VEHICLE ENGINES	30,211	1,170	369	31,750	MOTEURS DE VEH. AUTOM.
ROAD MOTOR VEH. NES	1,655	55	1,943	3,653	VEH. AUTOM. ROUTIERS NOA
SHIPS, AIRCRAFT, MIS. VEH	2,635	80	273	2,988	NAVIRES, AVIONS, VEH. DIV
RUBBER TIRES AND TUBES	2,560	88	49	2,697	PNEUS, CHAMBRES A AIR
EQUIPMENT MISC.	25,150	2,313	1,886	29,349	MATERIEL DIVERS
PERSONAL, HOUSEHOLD GOODS	14,392	2,277	4,989	21,658	ART. PERS. ET MENAGERS
FIREARMS, AMMUNITION	2,084	5		2,089	ARMES A FEU, MUNITIONS
CONTAINERS, CLOSURES	39,541	7,075	1,131	47,747	CONTENEURS, FERMETURES
MISC. END PRODUCTS NES	16,897	1,006	745	18,648	PRODUITS FINIS DIV. NOA
GENERAL CARGO	100,610	21,827	3,680	126,117	MARCHANDISES DIVERSES
GRAND TOTAL	68,148,585 *	10,406,887 *	27,053,488 *	105,608,960 *	TOTAL GLOBAL

TABLE 4. CARGES UNLOADED AT CANADIAN PORTS FROM FOREIGN COUNTRIES, BY COMMODITY AND GEOGRAPHIC AREA.

TABLEAU 4. MARCHANDISES DECHARGEES DANS LES PORTS CANADIENS DES PAYS ETRANGERS, PAR MARCHANDISE ET REGION GEOGRAPHIQUE.

COMMODITY	ATLANTIC ATLANTIQUE	GREAT LAKES GRANDS LACS	PACIFIC PACIFIQUE	TOTAL TOTAL	MARCHANDISES
CATTLE	392	23		415	BOVINS
LIVE ANIMALS, NES	122			122	ANIMAUX VIVANTS, NDA
MEAT, FRESH OR FROZEN	90,310	813	17,771	108,894	VIANDE, FRAICHE / CONG.
MEAT, CURED	2,560	19	695	3,274	VIANDE FUMEE OU SALEE
MEAT AND MEAT PREP. NES	5,264	641	1,267	7,172	VIANDES ET PREP. NDA
FISH, FRESH OR FROZEN	2,691	741	600	4,032	POISSON, FRAIS OU CONG.
FISH, SALTED OR CURED	438	28	77	543	POISSON, SALE OU FUME
FISH, CANNED	3,556	2,259	2,661	8,476	POISSON EN BOITES
LOBSTER	13		56	69	HOMARD
SHELL FISH, NES	1,749	59	935	2,743	MOLLUSQUES CRUST., NDA
BUTTER	535			535	BEURRE
CHEESE	4,514	460	1,181	6,155	FROMAGE
MILK POWDER	950			950	LAIT EN POUDRE
DAIRY PROD. EGGS, HONEY	4,528	10	23	4,561	PROD. LAIT., DEUFS, MIEL
BARLEY	962,326	55,039		1,017,365	ORGE
CORN	1,413,652	81,940	786	1,496,378	MAIS
OATS	35,022			35,022	AVOINE
WHEAT	1,151,780			1,151,780	BLE
CEREALS UNMILLED, NES	853		4,923	5,776	CEREALES NON MOUL., NDA
CORN MEAL AND FLOUR	25		72	97	SEMIOLE, FARINE DE MAIS
CORN STARCH	10		47	57	FECULE DE MAIS
MALT AND MALT FLOUR	17		7	24	MALT ET FARINE DE MALT
WHEAT FLOUR	435		50	485	FARINE DE BLE
CEREALS MILLED, NES		8	1,111	1,119	CEREALES MOULUES, NDA
BAKERY PROD. INC. FROZEN	7,213	114	389	3,716	PROD. BOUL., PROD. CONG.
MACARONI, CEREAL PROD.	8,345	318	2,471	11,134	PATES ALIM. PROD. CEREAL
APPLES	553		3,499	4,052	POMMES
BANANAS AND PLANTAINS	261		779	1,040	BANANES ET PLANTAINS
FRESH FRUITS, BERRIES	37,014	2,519	26,195	65,728	FRUITS, BAIES FRAIS
FROZEN FRUITS, BERRIES	101	71	506	678	FRUITS, BAIES CONGELES
DRYED FRUITS	16,386	411	5,315	22,112	FRUITS SECS
FRUIT JUICES	13,919	734	828	15,481	JUS DE FRUIT
FRUIT PULP, PUREE	1,544	735	46	2,325	PULPE DE FRUIT, PUREE
FRUIT, PRES. NOT CANNED	5,667	8,146	1,129	14,942	CONS. FRUITS NON BOITE
FRUITS, PREP. CANNED	18,118	3,965	10,331	32,414	FRUITS PREP. EN BOITE
PEANUTS	3,128	195	73	3,396	CACAHUETES
NUTS, EXC. OIL NUTS NES	10,966	1,097	4,191	16,254	NOIX, SAUF OLEAG. NDA
POTATOES	710		110	820	POMMES DE TERRE
VEGETABLES, FRESH	3,979	329	1,352	5,660	LEGUMES, FRAIS
VEGETABLES, FROZEN	114	28	15	157	LEGUMES, CONGELES
VEGETABLES, DRIED	12,891	44,074	102	57,067	LEGUMES, SECS
VEGETABLE PREP. NES	19,498	10,685	4,543	34,726	PREP. DE LEGUMES NDA
RAW SUGAR	688,733	154,690	111,810	955,233	SUCRE BRUT
SUGAR, NES	710		34	744	SUCRE, NDA
MOLASSES, CRUDE	77,788	29,605	7,000	114,393	MELASSE, BRUTE
MOLASSES, REFINED	38,765	5,617		44,382	MELASSE, RAFFINEE
SYRUP	56		8	64	SIROP
SUGAR PREPARATIONS	12,048	609	1,542	14,199	PREP. A BASE DE SUCRE
COCOA AND CHOCOLATE	20,260	7,543	94	22,897	CACAO ET CHOCOLAT
COFFEE	36,049	545	15,877	52,471	CAFE
TEA	28,086	431	1,496	30,013	THE
SPICES	3,017	771	430	4,218	EPICES
VINEGAR	175	6		181	VINAIGRE
MARGARINE	4			4	MARGARINE
SAUSAGE SKINS, CASINGS	644	10	431	1,087	BOYAUX A SAUCISSES
MISC. FOOD PREP. NES	17,926	20,806	18,001	56,733	DIV. PREP. ALIM. NDA
HAY, FORAGE, STRAW	62		15	77	FOIN, FOURRAGE, PAILLE
HULLS, SCREENINGS, CHAFF	11			11	ECOLURES, CRIBLURES, BAL
GROUND CEREALS NES	235	63	67	365	CEREALES MOULUES NDA
SOYA. OIL MEAL, CAKE	15	463		478	FARINE TOURT. GR. SOYA
OIL SEED MEAL, CAKE NES	76			76	FAR. TOURT. OLEAG. NDA
FEEDS, VEGETABLE ORIGIN	24,323		123	24,446	PROV. D'ORIGINE VEGETALE
FEEDS OF ANIMAL ORIGIN	291		188	479	PROV. D'ORIGINE ANIMALE
CONC. COMPLETE FEEDS	573	190	267	1,030	CONC., PROV. COMPLETES
NON-ALCOHOLIC BEVERAGE	13,122	236	104	13,462	BOISSONS NON-ALCOOLIQ.
ALE, BEER, STOUT, PORTER	1,827	501	1,227	3,555	ALE, BIERE, STOUT, PORTER
WINE	30,452	2,773	9,553	42,778	VINS
FERM. ALCOHOLIC BEV.	1,169	16	369	1,554	BOISS. ALCOOL. FERME.
DIST. ALCOHOLIC BEV.	21,743	11,811	10,252	43,806	BOISS. ALCOOL. DIST.
CIGARETTES	11			11	CIGARETTES
TOBACCO NES	865	298	25	1,188	TABACS NDA
RAW HIDES AND SKINS	548	584	34	1,166	PEAUX ET CUIRS BRUT
CRUDE ANIMAL PROD. NES	1,270	1	141	1,412	PR. BRUTS ORIG. ANIM. NDA
SEEDS FOR SOWING NES	349	122	276	747	GRAINES DE SEMENCE NDA
FLAXSEED	33,760		17	33,777	GRAINE DE LIN
MUSTARD SEED	20			20	GRAINE DE MOUTAROE
SOYA BEANS	1,551,414	472,761		2,024,175	GRAINE DE SOYA

TABLE 4. CARGES UNLOADED AT CANADIAN PORTS FROM FOREIGN COUNTRIES, BY COMMODITY AND GEOGRAPHIC AREA.

TABLEAU 4. MARCHANDISES DECHARGEES DANS LES PORTS CANADIENS DES PAYS ETRANGERS, PAR MARCHANDISE ET REGION GEOGRAPHIQUE.

COMMODITY	ATLANTIC ATLANTIQUE	GREAT LAKES GRANDS LACS	PACIFIC PACIFIQUE	TOTAL TOTAL	MARCHANDISES
OIL SEEDS, NUTS NES	34,091	36	1,322	35,449	GRAINS, NOIX OLEAG. NDA
NURSERY, GREENHOUSE STOCK	1,236	411	333	1,980	PROD. PEPINIERE, SERRE
RUBBER, ALLIED GUMS, VAT	27,974	28,109	2,262	58,345	CAOUTCHOUC GOMMES NAT.
CRUDE VEG. PROD. NES	2,104	174	28	2,306	PR. BRUTS ORIG. VEG. NDA
LOGS	604	792	49,399	50,795	BILLES
BOLTS, ROUND TIMBER	3,466		1,494	4,960	BILLOTS, BOIS ROUNDS
PULPWOOD	28,124			28,124	BOIS A PATE
CRUDE WOOD MTL. NES	838	8	14	860	MATIERES BOIS BRUT NDA
WOOL AND ANIMAL HAIR	8,783	220	307	9,310	LAIN, POILS DANIMAL
TEXTILE FIBRES NES	19,044	7,272	893	27,209	FIBRES TEXTILES NDA
ALUMINA, BAUXITE ORES	3,244,440	93,068	378,267	3,715,775	MINERAIS ALUMINE, BAUX.
COPPER ORE AND CONC.	2,955		29,108	32,063	MINERAIS, CONC. CUIVRE
IRON ORE AND CONC.	521,506	2,211,829		2,733,335	MINERAIS, CONC. DE FER
LEAD ORE AND CONC.			12,347	12,347	MINERAIS, CONC. DE PLOMB
MANGANESE ORE	227,150		32	227,182	MINERAIS DE MANGANESE
NICKEL-COPPER ORE	21,531	2,938	52,362	76,831	MINERAIS DE CUIVRE-NICKEL
TITANIUM ORE	10,555			10,555	MINERAIS DE TITANE
ZINC ORE AND CONC.			7,662	7,662	MINERAIS, CONC. DE ZINC
ORES AND CONC. NES	46,148	36,721	161	83,030	MINERAIS ET CONC. NDA
IRON AND STEEL SCRAP	282	114	97	493	DECHETS DE FER, DACIER
NON-FERROUS MET. SCRAP	2,878		40	2,918	DECHETS METAL. NON FER.
SLAG, DROSS, BY-PRODUCTS	3,134		5,575	8,709	POUS. GUEUL. SCOR. PROD.
COAL, BITUMINOUS	337,322	17,798,066		18,135,388	CHARBON BITUMINEUX
COAL, NES	378,155			378,155	CHARBON, NDA
CRUDE PETROLEUM	7,223,878	81,096		7,304,974	PETROLE BRUT
ASBESTOS	5,157		151,291	156,448	AMIANTE
BENTONITE	184,557			184,557	BENTONITE
CHINA CLAY	43,925		11,380	55,305	KAOLIN
DOLOMITE		31,020		31,020	DOLOMITE
CLAY MATERIALS NES	29,072	17,617	39	46,728	MATIERES ARGIL. NDA
SAND AND GRAVEL	23,854	345,193	314,534	683,581	SABLE ET GRAVIERS
LIMESTONE	27	1,690,690	50	1,690,767	PIERRE CALCAIRE
CRUSHED STONE		7		7	PIERRE CONCASSEE
STONE, CRUDE NES	11,127	2,581	235	13,943	PIERRE BRUTE NDA
WATER AND ICE	38		4	42	EAU ET GLACE
BARYTES, NATURAL	20	17		37	BARYTINE NATURELLE
FLUORSPAR	72,187	48,716		120,903	SPATH FLUOR
BYOSUM	22		38,500	38,522	GYPSE
PHOSPHATE ROCK	771,018	17,501	41,117	829,636	ROCHE PHOSPHATEE
SALT	145,160	118,027	349,940	613,127	SEL
SULPHUR IN ORES	44,925			44,925	SOUFRE EN MINERAIS
CRUDE NON-MET. MIN. NES	9,879	309	445	10,633	MIN. NON-MET. BRUTS NDA
COTTON, TEXTILE WASTE	1,270	605	195	2,070	DECHETS DE COTON, TEXT.
WASTE AND SCRAP NES	1,068	163	2,168	3,399	DECHETS ET REBUTS NDA
LEATHER	423	117	209	749	CUIR
RUBBER FAB. MATERIALS	1,788	166	267	2,221	DEMI-PROD. CAOUTCHOUC
LUMBER AND TIMBER	17,805	7,994	8,846	34,649	BOIS D'OEUVRE ET CHARP.
FLOORING	45		162	207	LAMES POUR PARQUET
SHINGLES AND SHAKES			1	1	BARDEAUX, BARD. FACADE
LATH OF WOOD	25			25	LATTES DE BOIS
VENEER, PLYWOOD	41,068	15,417	23,507	79,992	PLACAGES, CONTRE-PLAQ.
COOPERAGE STOCK	138		44	182	DEMI-PROD. TONNELLERIE
WOOD FAB. MATERIALS	1,496	302	1,754	3,952	DEMI-PRODUITS EN BOIS
PULP	152		172,519	172,671	PATE
NEWSPRINT PAPER	246		58	304	PAPIER JOURNAL
PAPER NES	2,413	250	6,162	8,825	PAPIER NDA
PAPERBOARD	5,794	83	10	5,887	CARTON
BLDG. PAPER AND BOARD	8,075	1,659	843	10,577	PLAQ. CONSTR., PAP/CART.
WET MACHINE BOARD	592	69	11	672	CARTON EN PATE PRESSE
CORDAGE, TWINE, ROPE	7,368	5,669	5,581	18,618	CORDAGE, FICELLE, CORDE
JUTE WOVEN FABRICS	27,381	352	2,533	30,266	TISSUS DE JUTE
TEXTILE FAB. MTL NES	43,648	2,280	15,043	60,971	OUVR. EN MAT. TEXT. NDA
ANIMAL OILS, EXC. MARINE	103	10		113	HUIL. ANIM. SAUF AN. MAR.
FISH, MARINE ANIMAL OIL	242	38	16	296	HUIL. DE POISSON, AN. MAR.
SOYABEAN OIL	43	845		888	HUIL. DE SOYA
VEG. OILS, FATS NES	15,424	39,506	701	55,631	HUIL. MAT. GRAS. VEG. NDA
OILS, FATS, WAXES NES	1,197	998	176	2,371	HUIL. MAT. GRAS. CIRE NDA
SULPHURIC ACID	22		47	69	ACIDE SULFURIQUE
METALLIC SALTS	148,534	10,977	19,362	178,873	SELS METALLIQUES
INORGANIC CHEMS. NES	220,479	60,599	31,321	312,399	PROD. CHIM. INORG. NDA
GLYCOL	2,232			2,232	GLYCOL
ORGANIC CHEMICALS NES	86,150	79,162	6,725	172,037	PROD. CHIM. ORGAN. NDA
EXPLOS., FUSES, CAPS	10,266		368	10,634	EXPLOS., AMORCES, DET.
POTASH	12,372	9,286	16	21,674	POTASSE
FERTILIZERS NES	43,794	41,080	4,324	89,198	ENGRAIS CHIMIQUE NDA
AGRICULTURAL CHEMICALS	1,825	174	155	2,154	PROD. CHIM. AGRICOLES
SYNTHETIC RUBBER	2,851	501		3,352	CAOUTCHOUC SYNTHETIQUE
PLASTIC MATERIALS	14,017	3,426	4,577	22,020	MATIERES PLASTIQUES



TABLE 4. CARGES UNLOADED AT CANADIAN PORTS FROM FOREIGN COUNTRIES, BY COMMODITY AND GEOGRAPHIC AREA.

TABLEAU 4. MARCHANDISES DECHARGEES DANS LES PORTS CANADIENS DES PAYS ETRANGERS, PAR MARCHANDISE ET REGION GEOGRAPHIQUE.

COMMODITY	ATLANTIC ATLANTIQUE	GREAT LAKES GRANDS LACS	PACIFIC PACIFIQUE	TOTAL TOTAL	MARCHANDISES
DYESTUFF, PIGMENT, PAINT	8,356	515	305	9,176	MAT. COLOR. PIG. PEINTURE
CHEM. SPECIALTIES NES	9,165	1,386	329	10,880	PRDO. CHIM. SPECIAUX NDA
GASOLINE	627,242			627,242	ESSENCE
FUEL OIL	7,663,087	430,370	625,019	8,718,476	MAZOUT
LUBRICATING OIL, GREASE	25,900	11,171	85	37,156	HUILE, GRAISSE LUBRIF.
COKE	478,425	27,660	4,367	510,452	COKE
ASPHALTS, ROAD OTLS	56,387		37	56,424	ASPHALTE, BITUME LIQD.
COAL TAR, PITCH	28,739	3,044	35,664	67,447	GOUDRON, BRAI DE BOUIL.
PETROL, COAL PROD. NES	5,557	127,061	5,281	137,899	DERIVE PETR. CHAPB. NDA
FERRO-ALLOYS	12,861	118	286	13,265	FERRO-ALLIAGES
PIG IRON	13,460			13,460	FER EN GUEUSE
PRIMARY IRON, STEEL NES	7,041	3,299	3,718	14,058	FER, ACIER PRIMAIR. NDA
CASTINGS, FORGINGS	3,531	9,068	468	13,067	MOUL. PIECES FORGEES
BARB AND POPS, STEEL	108,373	19,587	68,409	176,369	BARRES ET TIGES ACIER
PLATE & SHEET STEEL	96,563	48,291	105,073	249,927	TOLES, FEUILLES D'ACIER
STRUCTURAL SHAPES	123,782	32,889	63,292	219,563	PROFILES DE CONSTRUCT.
RAILS & TRACK MATERIAL	3,940	1,372	166	5,478	RAILS, MAT. VOIE FERREE
PIPES, TUBES, IRON, STEEL	25,765	7,698	63,974	97,437	TUYAUX, TUBES: FER, ACIER
WTRF	21,826	7,647	18,858	48,331	FIL METALLIQUE
ALUMINIUM	5,618	1,257	504	7,379	ALUMINIUM
COPPER AND ALLOYS	1,472	603	217	2,292	CUIVRE ET ALLIAGES
LEAD AND ALLOYS	6,305		7	6,312	PLOMB ET ALLIAGES
NICKEL AND ALLOYS	8,165	4,076		12,241	NICKEL ET ALLIAGES
ZINC AND ALLOYS	304	50	332	686	ZINC ET ALLIAGES
NON-FERROUS METALS NES	4,310	2,020	223	6,553	METAUX NON-FERREUX NDA
METAL FAB. BASIC PROD.	44,078	25,245	33,409	102,732	OUVR. DE BASE EN METAL
BUILDING BRICK, CLAY	1,561	196	294	2,051	BRIQ. A BATIR ARGILE
DRAIN TILES, PIPES	11			11	TUILES TUY. DE DRAINAGE
BRICKS, TILES NES	27,983	1,585	530	30,098	BRICKES, TUILES NDA
GLASS BASIC PRODUCTS	40,952	9,593	12,379	62,924	OUVR. DE BASE EN VERRE
ASBESTOS BASIC PROD.	581	23	2,370	2,974	OUVR. DE BASE AMIANTE
CEMENT	5,382	1,082	20,699	27,163	CIMENT
CEMENT BASIC PROD.	314	70	339	723	OUVR. DE BASE CIMENT
LIME	64		215	279	CHAUX
NON-MET. MIN. BASIC PROD.	11,233	1,944	3,702	16,879	PROD. MIN. NON-MET. BASE
MISC. FABRICATED PROD.	16,842	6,307	6,201	29,350	OUVRAGES DIVERS
TRACTORS	18,110	4,816	1,642	24,568	TRACTEURS
MACHINEERY NES	95,700	21,051	32,895	149,646	MACHINES NDA
RAILWAY ROLLING STOCK	1,681	149	316	2,146	MAT. ROUL. DE CH. DE FER
PASS. AUTOS AND CHASSIS	77,706	21,128	58,328	157,162	VOITURES PART., CHASSIS
BUSES AND CHASSIS	22			22	AUTOBUS ET CHASSIS
TRUCKS AND CHASSIS	373	81	101	555	CAMIONS ET CHASSIS
MOTOR VEHICLE ENGINES	28,044	1,564	4,486	34,094	MOTEURS DE VEH. AUTOM.
ROAD MOTOR VEH. NES	3,185	186	10,905	14,276	VEH. AUTOM. ROUTIERS NDA
SHIPS, AIRCRAFT, MIS. VEH	6,323	654	2,878	9,855	NAVIRES, AVIONS, VEH. DIV
RUBBER TIRES AND TUBES	5,730	455	26,692	32,877	PNEUS, CHAMBRES A AIR
EQUIPMENT MISC.	33,510	4,455	23,541	61,506	MATERIEL DIVERS
PERSONAL, HOUSEHOLD GOODS	64,855	14,706	40,584	120,145	ART. PERS. ET MENAGERS
FIREARMS, AMMUNITION	1,829	128	36	1,993	ARMES A FEU, MUNITIONS
CONTAINERS, CLOSURES	49,209	5,507	7,233	61,949	CONTENEURS, FERMETURES
MISC. END PRODUCTS NES	23,648	2,278	8,274	34,200	PRODUITS FINIS DIV. NDA
GENERAL CARGO	258,938	41,118	21,019	321,075	MARCHANDISES DIVERSES
GRAND TOTAL	30,815,388 *	24,639,600 *	3,326,138 *	58,781,126 *	TOTAL GLOBAL

TABLE 5. VESSELS ARRIVED AT AND DEPARTED FROM CANADIAN PORTS IN INTERNATIONAL SEABORNE SHIPPING BY REGISTRY.

TABLEAU 5. MOUVEMENTS INTERNATIONAUX DE NAVIRES A DESTINATION DU EN PROVENANCE DE PORTS CANADIENS.

COUNTRY OF REGISTRY				PAYS D'IMMATRICULATION										
ATLANTIC / ATLANTIQUE				GREAT LAKES / GRANDS LACS			PACIFIC / PACIFIQUE			TOTAL / TOTAL				
NUMBER	NET TONS	CARGO TONS		NUMBER	NET TONS	CARGO TONS	NUMBER	NET TONS	CARGO TONS	NUMBER	NET TONS	CARGO TONS		
NOMBRE	TONNES NET	TONNES CAR.		NOMBRE	TONNES NET	TONNES CAR.	NOMBRE	TONNES NET	TONNES CAR.	NOMBRE	TONNES NET	TONNES CAR.		
<b>UNITED KINGDOM</b>														
<b>ROYAUME-UNI</b>														
A	1,459	6,849,327	2,578,410	182	648,304	120,937	253	2,190,377	427,328	1,894	9,688,008	3,134,675	A	
D	1,505	6,885,124	9,032,576	182	648,304	274,943	251	2,144,153	1,558,217	1,939	9,677,581	10,865,736	D	
<b>MALTA AND GOZO</b>														
<b>MALTE ET GOZZO</b>														
A							2	23,492		2	23,492		A	
D							2	23,492	54,364	2	23,492	54,364	D	
A													A	
D	1	2,803		1	2,709	1,805				2	6,512	1,805	D	
<b>BELGIUM-LUXEMB</b>														
<b>BELGIQUE-LUX.</b>														
A	27	411,094	77,512	3	35,599	17,953	4	81,127	2,509	34	527,820	97,974	A	
D	27	411,094	574,548	3	35,599	14,687	4	81,127	210,496	34	527,820	799,731	D	
<b>DENMARK</b>														
<b>DANEMARK</b>														
A	288	1,242,408	271,561	12	62,838	16,755	86	357,903	37,752	386	1,664,149	320,468	A	
D	289	1,232,578	1,275,690	12	62,838	54,457	84	345,181	152,646	385	1,640,597	1,482,793	D	
<b>FINLAND</b>														
<b>FINLANDE</b>														
A	139	426,340	35,786	2	7,851	2,937	33	129,107	32,985	174	563,298	71,708	A	
D	143	443,401	566,849	2	7,851	2,352	34	133,143	80,389	179	584,395	645,590	D	
<b>FRANCE</b>														
<b>FRANCE</b>														
A	141	819,750	146,455	34	127,873	7,152	38	174,697	4,414	213	1,122,320	160,021	A	
D	141	846,964	550,253	34	127,873	69,632	38	174,697	153,648	213	1,149,534	773,533	D	
<b>GERMANY WEST</b>														
<b>ALLEMAGNE, R F</b>														
A	1,212	4,326,609	1,235,802	303	881,925	124,079	178	716,681	63,475	1,693	5,925,215	1,423,956	A	
D	1,201	4,286,538	4,044,021	299	874,641	293,060	173	686,259	430,006	1,673	5,847,438	4,768,287	D	
<b>GREECE</b>														
<b>GRECE</b>														
A	469	2,841,815	1,561,641	62	238,120	69,504	274	1,724,556	65,873	805	4,804,491	1,697,018	A	
D	463	2,811,442	3,003,247	63	240,130	101,929	281	1,792,559	2,658,772	807	4,944,131	5,763,948	D	
<b>ICELAND</b>														
<b>ISELANDE</b>														
A	1	579								1	979		A	
D	1	979	2,600							1	979	2,600	D	
<b>IRELAND</b>														
<b>IRLANDE</b>														
A	13	64,440	3,539	4	19,419	4,567	2	22,286		19	106,145	8,106	A	
D	13	64,440	34,291	4	19,419	14,899	2	22,286	5,166	19	106,145	54,356	D	
<b>ITALY</b>														
<b>ITALIE</b>														
A	220	1,846,909	717,061	39	169,209	86,425	85	436,214	43,919	344	2,452,332	847,405	A	
D	221	1,850,082	2,645,133	37	150,373	103,231	85	436,362	243,023	343	2,436,817	2,991,387	D	
<b>NETHERLANDS</b>														
<b>PAYS-BAS</b>														
A	220	1,202,530	807,214	8	39,026	37,248	67	456,182	15,407	295	1,698,138	859,869	A	
D	218	1,181,351	1,628,073	8	39,026	36,449	69	462,597	550,649	295	1,682,974	2,215,171	D	
<b>NORWAY</b>														
<b>NORVEGE</b>														
A	1,224	6,870,812	2,634,195	181	651,438	298,450	691	4,830,272	482,104	2,096	12,352,522	3,414,749	A	
D	1,216	6,871,201	7,647,303	183	659,458	238,384	698	4,896,879	3,747,346	2,097	12,427,538	11,633,533	D	
<b>PORTUGAL</b>														
<b>PORTUGAL</b>														
A	1	1,808								1	1,808		A	
D	1	1,808	534							1	1,808	534	D	
<b>SPAIN</b>														
<b>ESPAGNE</b>														
A	57	193,334	36,781	11	27,663	2,343				68	220,997	39,724	A	
D	58	197,155	196,329	11	27,663	1,051				69	224,818	197,380	D	
<b>SWEDEN</b>														
<b>SUEDE</b>														
A	378	1,621,216	433,381	36	105,458	18,389	204	1,200,873	43,096	618	2,927,547	494,866	A	
D	347	1,547,062	1,356,614	34	99,182	24,126	208	1,226,986	1,049,013	589	2,873,230	2,429,753	D	

TABLE 5. VESSELS ARRIVED AT AND DEPARTED FROM CANADIAN PORTS IN INTERNATIONAL SEABORNE SHIPPING BY REGISTRY.

TABLEAU 5. MOUVEMENTS INTERNATIONAUX DE NAVIRES A DESTINATION OU EN PROVENANCE DE PORTS CANADIENS.

COUNTRY OF REGISTRY		PAYS D'IMMATRICULATION									
ATLANTIC / ATLANTIQUE			GREAT LAKES / GRANDS LACS			PACIFIC / PACIFIQUE			TOTAL / TOTAL		
NUMBER	NET TONS	CARGO TONS	NUMBER	NET TONS	CARGO TONS	NUMBER	NET TONS	CARGO TONS	NUMBER	NET TONS	CARGO TONS
NCMBRE	TONNES	NET TONNES CAR.	NOMBRE	TONNES	NET TONNES CAR.	NOMBRE	TONNES	NET TONNES CAR.	NOMBRE	TONNES	NET TONNES CAR.
<b>SWITZERLAND</b>											
<b>SUISSE</b>											
A	50	295,175	39,216	8	43,508	1,928			58	338,683	41,144
D	48	286,348	314,594	8	43,508	1,921			56	329,856	315,615
<b>BULGARIA</b>											
<b>BULGARIE</b>											
A	17	119,657	5			1	4,357		18	124,054	9
D	17	119,657				1	4,357	14,084	19	124,054	14,084
<b>CZECHOSLOVAKIA</b>											
<b>TCHÉCOSLOVAQUIE</b>											
A	2	12,282							2	12,282	
D	2	12,282	24,577						2	12,282	24,577
<b>GERMANY EAST</b>											
<b>ALLEMAGNE, EST</b>											
A	4	12,164							4	12,164	
D	4	12,164	8,492						4	12,164	8,492
<b>IRELAND</b>											
<b>IRLANDE</b>											
A	11	92,842	20						11	92,842	20
D	11	92,842	2,270						11	92,842	2,270
<b>USSR</b>											
<b>URSS</b>											
A	415	1,784,469	236,192	64	143,619	32,302	171	721,199	125,807	650	2,649,257
D	405	1,763,204	2,758,082	64	143,619	53,703	168	716,788	677,694	637	2,623,603
<b>YUGOSLAVIA</b>											
<b>YOUgoslavie</b>											
A	192	810,523	98,021	31	104,633	13,836	18	90,211	2,697	241	1,005,367
D	195	827,049	949,071	31	104,633	8,581	18	90,211	117,511	244	1,021,893
<b>BAHREIN</b>											
<b>BAHREIN</b>											
A	1	11,855							1	11,855	
D	1	11,855	33,055			1	10,575	3,364	2	22,430	36,459
<b>CYPRUS</b>											
<b>CHYPRE</b>											
A	68	214,217	75,307	14	33,712	26,161	10	50,800		92	298,729
D	69	216,113	324,378	13	31,003	12,328	10	50,800	30,282	92	297,416
<b>IRAN</b>											
<b>IRAN</b>											
A	1	3,219							1	3,219	
D	1	3,219	1,474						1	3,219	1,474
<b>ISRAEL</b>											
<b>ISRAEL</b>											
A	67	515,140	25,563	17	45,373	4,984	3	12,383	2,739	87	572,896
D	67	515,140	743,373	17	45,373	4,414	3	12,383	16,392	87	572,896
<b>KUWAIT</b>											
<b>KOUBAÏT</b>											
A	1	3,942					4	24,281	1,174	5	28,223
D	1	3,942	13,441				4	24,281	15,747	5	28,223
<b>LEBANON</b>											
<b>LIBAN</b>											
A	1	1,264							1	1,264	
D	1	1,264							1	1,264	
<b>SAUDI ARABIA</b>											
<b>ARABIE SAOUDITE</b>											
A							1	8,310	1,250	1	8,310
D							1	8,310		1	8,310
<b>SOMALIA</b>											
<b>SOMALIE</b>											
A	2	10,554	24,503				8	63,409	87,492	10	73,963
D	3	11,046	11,222				7	55,099	12,807	10	66,145
<b>TURKEY</b>											
<b>TURQUIE</b>											
A	19	95,135	8						19	95,135	8
D	19	95,135	56,984						19	95,135	56,984
<b>GHANA</b>											
<b>GHANA</b>											
A	21	64,397	5,575	10	29,932	3,957			31	94,329	13,532
D	21	64,397	31,020	10	29,932	15,288			31	94,329	46,308



TABLE 5. VESSELS ARRIVED AT AND DEPARTED FROM CANADIAN PORTS IN INTERNATIONAL SEABORNE SHIPPING BY REGISTRY.

TABLEAU 5. MOUVEMENTS INTERNATIONAUX DE NAVIRES A DESTINATION OU EN PROVENANCE DE PORTS CANADIENS.

COUNTRY OF REGISTRY			PAYS D'IMMATICULATION									
ATLANTIC / ATLANTIQUE			GREAT LAKES / GRANDS LACS			PACIFIC / PACIFIQUE			TOTAL / TOTAL			
NUMBER	NET TONS	CARGO TONS	NUMBER	NET TONS	CARGO TONS	NUMBER	NET TONS	CARGO TONS	NUMBER	NET TONS	CARGO TONS	
NUMBER	TONNES	NET TONNES CAR.	NUMBER	TONNES	NET TONNES CAR.	NUMBER	TONNES	NET TONNES CAR.	NUMBER	TONNES	NET TONNES CAR.	
<b>REP. SO. AFRICA</b>												
A	9	33,442							9	33,442	3,798 A	
D	9	23,442							9	33,442	3,019 D	
<b>FR. AFRICA NES</b>												
A						1	2,310	2,600	1	2,310	2,600 A	
D											D	
<b>GUINEA</b>												
A						1	6,065		1	6,065	A	
D						1	6,065	16,072	1	6,065	16,072 D	
<b>LIBERIA</b>												
A	1,140	10,186,228	8,046,149	97	685,563	335,908	506	3,681,626	289,305	1,743	14,553,517	8,671,362 A
D	1,145	10,216,848	13,414,910	98	693,422	263,014	512	3,738,611	4,399,923	1,755	14,648,881	18,077,847 D
<b>MOROCCO</b>												
A	8	53,941	75,469						8	53,941	75,469 A	
D	8	53,941	30,705						8	53,941	30,705 D	
<b>HONG KONG</b>												
A	5	45,583	82,582				24	209,438	1,129	29	255,021	84,711 A
D	5	45,583	2,791				24	207,228	382,333	29	252,811	385,124 D
<b>INDIA</b>												
A	66	343,684	27,517	25	115,922	20,633	75	495,841	15,525	166	955,447	63,675 A
D	66	343,684	163,533	25	115,922	3,057	77	510,439	514,295	168	970,045	680,885 D
<b>MALAYSIA</b>												
A	1	2,279							1	2,279	A	
D	1	2,279	1,537						1	2,279	1,537 D	
<b>PAKISTAN</b>												
A	21	57,010	1,450				1	6,417		22	103,427	1,450 A
D	22	102,586	49,429						22	102,586	49,429 D	
<b>SINGAPORE</b>												
A	3	8,362							3	8,362	A	
D	3	8,362	15,331						3	8,362	15,331 D	
<b>CHINA, COMMUN.</b>												
A							5	29,619	999	5	29,619	999 A
D							5	29,619	67,567	5	29,619	67,567 D
<b>JAPAN</b>												
A	155	1,124,402	98,885	74	372,816	67,490	427	3,067,081	240,935	656	4,564,299	402,310 A
D	153	1,113,881	1,352,177	75	376,617	36,878	432	3,104,686	4,826,434	666	4,597,184	4,015,489 D
<b>KOREA - SOUTH</b>												
A	2	7,074					9	51,849	334	11	58,923	334 A
D	2	7,074	3,861				9	51,849	63,464	11	58,923	67,345 D
<b>PHILLIPINES</b>												
A	1	7,587					25	156,967	4,095	25	164,954	4,095 A
D	1	7,587	17,500				25	156,967	118,486	26	164,954	135,986 D
<b>TAIWAN</b>												
A	1	12,796					29	155,103	3,979	30	167,899	3,979 A
D	1	12,796	28,000				29	158,222	248,638	30	171,018	276,638 D
<b>ARGENTINA</b>												
A	64	257,800	63,670						64	257,800	63,670 A	
D	63	252,904	112,101						63	252,904	112,101 D	
<b>BRAZIL</b>												
A	29	155,644	5,572	9	47,155	3,461	14	30,816	833	62	273,815	15,866 A
D	44	221,907	180,723	9	47,155	1,896	14	30,816	21,187	67	299,878	203,606 D

TABLE 5. VESSELS ARRIVED AT AND DEPARTED FROM CANADIAN PORTS IN INTERNATIONAL SEABORNE SHIPPING BY REGISTRY.

TABLEAU 5. MOUVEMENTS INTERNATIONAUX DE NAVIRES A DESTINATION OU EN PROVENANCE DE PORTS CANADIENS.

COUNTRY OF REGISTRY			PAYS D'IMMATICULATION									
ATLANTIC / ATLANTIQUE			GREAT LAKES / GRANDS LACS			PACIFIC / PACIFIQUE			TOTAL / TOTAL			
NUMBER	NET TONS	CARGO TONS	NUMBER	NET TONS	CARGO TONS	NUMBER	NET TONS	CARGO TONS	NUMBER	NET TONS	CARGO TONS	
NOMBRE	TONNES	NET TONNES CAR.	NOMBRE	TONNES	NET TONNES CAR.	NOMBRE	TONNES	NET TONNES CAR.	NOMBRE	TONNES	NET TONNES CAR.	
<b>CHILE</b>												
A						1	5,199		1	5,199	A	
D						1	5,199		1	5,199	D	
<b>COLOMBIA</b>												
A	19	55,601	27,333			12	44,615	971	31	100,216	28,304 A	
D	19	55,601	23,760			12	44,615	50,390	31	100,216	74,150 D	
<b>ECUADOR</b>												
A	6	13,131	3,252			6	14,225	1,123	12	27,356	4,415 A	
D	6	13,131	5,720			6	14,225	4,931	12	27,356	10,651 D	
<b>PERU</b>												
A	70	373,176	43,163			5	39,675		75	412,851	49,163 A	
D	70	373,176	57,703			5	39,675	83,283	75	412,851	140,986 D	
<b>URUGUAY</b>												
A	3	40,657	111,577						3	40,657	111,577 A	
D	3	40,657	1,307						3	40,657	1,307 D	
<b>VENEZUELA</b>												
A	11	30,548	29,647						11	30,548	29,647 A	
D	12	32,637	17,158						12	32,637	17,158 D	
<b>BAHAMAS</b>												
A	169	570,204	784,175	2	12,390	11,032	3	19,622	859	174	602,216	796,046 A
D	157	594,421	152,767	2	12,390		3	19,622	43,013	202	626,433	195,780 D
<b>BERMUCA</b>												
A	138	637,607	1,055,904	309	1,514,222	1,832,708	37	400,048	311	484	2,551,877	2,889,923 A
D	145	727,034	158,588	310	1,522,489	1,336,534	37	400,077	242,761	492	2,649,600	1,738,283 D
<b>JAMAICA</b>												
A	2	646							2	646	A	
D	5	3,502	1,057						5	3,502	1,057 D	
<b>LEEW-WIND IS.</b>												
A	8	7,630		1	71				9	7,701	A	
D	4	3,822	283	1	71				5	3,893	283 D	
<b>CUBA</b>												
A	44	81,163	32,803						6	32,875		
D	45	82,368	38,912						6	32,875	1,514	
									50	114,038	32,803 A	
									51	115,243	40,426 D	
<b>HONDURAS</b>												
A	2	4,902							2	4,902	A	
D	2	4,902	4,086						2	4,902	4,086 D	
<b>MEXICO</b>												
A	4	22,477	55,039						1	5,438		
D	5	23,642	4,375						1	5,438	8,960	
									5	27,915	55,039 A	
									6	29,080	13,339 D	
<b>NETH. ANTILLES</b>												
A	7	32,643	31,920						1	5,199		
D	7	32,643	47,417						1	5,199	11,572	
									8	37,842	31,920 A	
									8	37,842	58,989 D	
<b>NICARAGUA</b>												
A	1	1,193							1	1,193	A	
D	1	1,193	1,560						1	1,193	1,560 D	
<b>PANAMA</b>												
A	121	752,930	1,344,526	3	7,476	110	71	249,761	69,104	195	1,050,167	1,413,740 A
D	124	817,986	511,039	3	7,476	16,493	68	230,296	168,842	195	1,055,758	698,374 D
<b>CANADA</b>												
A	2,442	5,161,567	7,464,819	2,400	16,302,977	20,188,756	3,103	2,832,956	831,799	7,945	24,357,520	28,485,374 A
D	2,926	8,050,632	13,324,051	2,267	13,441,708	4,748,571	3,171	2,951,501	3,540,010	9,364	24,484,041	21,612,632 D

TABLE 5. VESSELS ARRIVED AT AND DEPARTED FROM CANADIAN PORTS IN INTERNATIONAL SEABORNE SHIPPING BY REGISTRY.

TABLEAU 5. MOUVEMENTS INTERNATIONAUX DE NAVIRES A DESTINATION OU EN PROVENANCE DE PORTS CANADIENS.

COUNTRY OF REGISTRY				GREAT LAKES / GRANDS LACS				PACIFIC / PACIFIQUE				PAYS D'IMMATICULATION			
ATLANTIC / ATLANTIQUE				GREAT LAKES / GRANDS LACS				PACIFIC / PACIFIQUE				TOTAL / TOTAL			
NUMBER	NET TONS	CARGO TONS		NUMBER	NET TONS	CARGO TONS		NUMBER	NET TONS	CARGO TONS		NUMBER	NET TONS	CARGO TONS	
NUMBER	TONNES	NET TONNES	CAR.	NUMBER	TONNES	NET TONNES	CAR.	NUMBER	TONNES	NET TONNES	CAR.	NUMBER	TONNES	NET TONNES	CAR.
<b>ST. PIERRE-MIQ.</b>															
A	274	62,990	603												
D	275	63,026	11,362												
<b>UNITED STATES</b>															
A	209	543,155	364,343	799	1,880,555	1,283,395		2,422	5,716,566	422,236		3,390	6,140,276	2,069,974	A
D	208	540,170	574,265	751	1,644,209	2,671,199		2,463	5,352,497	656,097		3,422	8,236,576	3,903,561	D
<b>GRAND TOTALS</b>															
A	11,766	53,576,458	30,815,388	4,700	24,354,647	24,639,600		8,918	30,644,028	3,326,138		25,384	108,575,133	58,781,126	A
D	12,287	56,594,776	68,140,585	4,557	21,456,593	10,406,887		9,044	30,994,238	27,053,488		25,888	109,045,607	105,608,960	D
<b>TOTAL GLOBAL</b>															





APPENDIX - A - APPENDICE

Number and Registered Net Tonnage of, and Tons of Cargo Unloaded and Loaded by Vessels Arrived at and Departed from Canadian Ports in International Seaborne Shipping 1924-1970

Entrées et départs, chargements, et déchargements de navires en commerce du transport maritime international et tonnage net de registre aux ports canadiens, 1924-1970

	Arrived - Entrées			Departed - Départs		
	Vessels - Navires		Cargo unloaded - Cargaisons déchargées	Vessels - Navires		Cargo loaded - Cargaisons chargées
	Number - Nombre	Registered net tons - Jauge nette au registre		Number - Nombre	Registered net tons - Jauge nette au registre	
Year ended March 31 - Année finissant le 31 mars:						
1924	69,575	37,424,001	5,095,428	70,257	37,523,372	11,825,386
1925	66,848	38,086,484	4,410,225	67,431	39,852,567	11,446,037
1926	47,225	37,314,819	6,351,872	48,409	38,292,008	12,550,049
1927	51,258	38,086,377	5,856,591	51,549	39,244,282	13,416,550
1928	55,976	40,986,479	7,024,759	56,545	42,817,318	15,666,843
1929	59,851	46,451,909	7,155,130	61,332	47,283,318	18,044,626
1930	76,325	44,706,351	8,471,107	77,485	44,732,438	12,293,589
1931	61,400	45,834,452	7,814,115	61,686	45,077,424	10,841,436
1932	54,439	42,219,423	6,820,915	54,870	41,215,974	10,699,016
1933	49,329	37,758,443	6,570,607	40,107	38,514,032	11,802,594
1934	47,829	40,928,513	7,667,915	48,564	41,696,859	11,216,873
1935	48,362	43,285,141	9,099,787	48,658	43,149,678	11,205,726
1936	52,383	43,367,773	10,025,922	52,753	44,155,734	12,296,678
1937	56,972	46,709,186	11,142,357	57,895	47,877,560	25,791,269
1938	42,582	45,603,055	12,698,849	43,317	45,766,211	13,822,060
1939	43,601	44,775,116	10,422,537	45,513	47,052,371	17,267,794
1940	46,241	46,666,396	11,065,128	47,411	48,696,321	16,708,368
1941	25,122	32,579,900	26,966,260	26,582	34,889,700	19,280,390
Year ended December 31 - Année finissant le 31 décembre:						
1941	26,203	31,452,400	29,898,940	27,058	33,313,400	17,462,110
1942	24,066	25,640,763	27,106,229	25,121	27,812,332	13,624,322
1943	22,901	26,345,562	27,863,754	23,530	28,504,987	16,524,137
1944	23,786	28,356,681	27,656,003	24,892	30,853,811	18,955,983
1945	24,431	29,655,984	24,529,346	26,374	33,511,617	22,333,887
1946	26,461	30,367,071	26,440,236	28,004	34,144,608	19,272,394
1947	27,868	35,926,095	32,851,254	29,776	40,784,955	21,706,754
1948	31,138	39,443,055	36,844,187	33,511	44,329,334	20,440,955
1949 <sup>1</sup>	30,565	40,088,377	28,319,334	32,562	44,256,733	22,441,732
1950	31,420	42,816,949	36,961,181	33,503	47,340,150	21,227,930
1951	32,304	47,508,342	38,269,394	34,561	52,750,461	27,279,799
1952	33,783	52,156,098	38,756,060	33,908	53,023,949	32,564,915
1953	34,400	56,589,078	38,691,877	37,146	61,962,634	32,202,205
1954	34,079	54,767,687	32,274,166	36,227	59,578,143	30,730,355
1955	34,432	58,018,365	35,880,782	35,426	60,306,168	39,502,714
1956	35,315	63,105,100	40,554,312	37,273	67,415,232	49,373,132
1957	35,357	66,160,527	38,818,102	37,278	68,833,162	49,095,493
1958	30,710	57,738,034	31,133,694	32,145	60,077,872	40,298,882
1959	33,251	67,526,464	34,554,388	34,728	70,583,802	50,455,303
1960	33,397	74,805,070	39,094,315	34,776	77,675,892	50,554,086
1961	31,832	77,140,524	39,187,355	33,045	79,846,741	53,760,748
1962 <sup>2</sup>	30,269	81,942,501	41,885,319	31,421	84,043,899	60,269,779
1963	29,169	87,385,238	46,208,223	29,847	88,203,823	68,377,888
1964	29,809	92,799,912	47,578,260	30,685	96,010,491	83,510,707
1965	28,792	98,128,231	53,644,740	29,734	101,325,918	82,145,421
1966	28,871	99,852,760	53,020,249	29,665	102,317,319	83,987,072
1967	27,025	97,488,757	50,234,931	27,696	99,952,942	80,025,191
1968	26,761	102,055,092	54,129,869	27,237	102,721,574	86,711,306
1969	25,082	98,632,758	57,040,831	25,479	98,758,177	77,637,819
1970	25,384	108,575,133	58,781,126	25,888	109,045,607	105,608,960

<sup>1</sup> Data for Newfoundland included from April 1, 1949 - Y compris les données pour Terre-Neuve à partir du 1er avril 1949.

<sup>2</sup> Prior to 1962 fishing vessels are included - Avant 1962 les bateaux de pêche inclus.

Note: Cargo data for years 1923 to 1940 exclude Canada-United States trade via the Great Lakes. - Nota: Les données de cargaison pour les années 1923 à 1940 exclus le commerce entre les États-Unis et le Canada dans les Grand Lacs.



## APPENDIX – B – APPENDICE

### List of Countries and Geographic Areas

### Liste des pays et des régions

#### WESTERN EUROPE

##### Commonwealth countries

United Kingdom  
Gibraltar  
Malta and Gozo

##### Other countries

Austria  
Belgium and Luxembourg  
Denmark  
Finland  
France - Atlantic  
France - Mediterranean  
Germany, Federal Republic  
Greece  
Iceland  
Ireland  
Italy  
Netherlands  
Norway  
Portugal  
Spain  
Sweden  
Switzerland

#### EASTERN EUROPE

Albania  
Bulgaria  
Czechoslovakia  
Germany, East  
Hungary  
Poland  
Roumania  
U.S.S.R. – Europe  
Yugoslavia

#### MIDDLE EAST

##### Commonwealth countries

Aden  
Bahrain  
Cyprus  
Qatar  
British Middle East n.e.s.

##### Other countries

Ethiopia  
Iran  
Iraq  
Israel  
Jordan  
Kuwait  
Lebanon  
Libya  
Saudi Arabia  
Somalia  
Sudan  
Turkey  
Egypt  
Syria

#### EUROPE OCCIDENTALE

##### Pays du Commonwealth

Royaume-Uni  
Gibraltar  
Malte et Gozzo

##### Autres pays

Autriche  
Belgique et Luxembourg  
Danemark  
Finlande  
France - Atlantique  
France - Méditerranéenne  
République fédéral d'Allemagne  
Grèce  
Islande  
Irlande  
Italie  
Pays-Bas  
Norvège  
Portugal  
Espagne  
Suède  
Suisse

#### EUROPE ORIENTALE

Albanie  
Bulgarie  
Tchécoslovaquie  
Allemagne  
Hongrie  
Pologne  
Roumanie  
U.R.S.S. – Europe  
Yougoslavie

#### MOYEN-ORIENT

##### Pays du Commonwealth

Aden  
Bahrein  
Chypre  
Qatar  
Moyen-Orient britannique n.d.a.

##### Autres pays

Éthiopie  
Iran  
Irak  
Israël  
Jordanie  
Koweït  
Liban  
Libye  
Arabie Saoudite  
Somalie  
Soudan  
Turquie  
R.A.U. – Égypte  
Syrie



List of Countries and Geographic Areas - Continued

Liste des pays et des régions - suite

OTHER AFRICA

AUTRES PAYS d'AFRIQUE

Commonwealth and Preferential countries

Pays du Commonwealth et préférentiel

Gambia  
Ghana  
Kenya  
Malawi  
Mauritius and Dependencies  
Nigeria  
Rhodesia  
Sierra Leone  
Tanzania  
Uganda  
Republic of South Africa  
Zambia  
British Africa, n.e.s.

Gambie  
Ghana  
Kenya  
Malawi  
Maurice (Ile) et dépendances  
Nigéria  
Rhodésie  
Sierra Leone  
Tanzanie  
Ouganda  
République sud-africaine  
Zambie  
Afrique du Commonwealth n.d.a.

Other countries

Autres pays

Algeria  
Angola  
Cameroun Republic  
Congo (Kinshasa)  
Dahomey  
French Africa, n.e.s.  
Gabon Republic  
Guinea  
Ivory Coast Republic  
Liberia  
Malagasy Republic  
Morocco  
Mozambique  
Portuguese Africa, n.e.s.  
Senegal  
Spanish Africa  
Togo  
Tunisia

Algérie  
Angola  
République du Cameroun  
Congo-Kinshasa  
Dahomey  
Afrique française, n.d.a.  
République de Gabon  
Guinée  
Côte-d'Ivoire  
Libéria  
République Malgache  
Maroc  
Mozambique  
Afrique portugaise, n.d.a.  
Sénégal  
Afrique espagnole  
Togo  
Tunisie

OTHER ASIA

AUTRES PAYS d'ASIE

Commonwealth countries

Pays du Commonwealth

Ceylon  
Hong Kong  
India  
Malaysia  
Pakistan  
Singapore

Ceylan  
Hong-Kong  
Inde  
Malaisie  
Pakistan  
Singapour

Other countries

Autres pays

Afghanistan  
Burma  
Cambodia and Laos  
People's Republic of China  
Indonesia  
Japan  
North Korea  
South Korea  
Philippines  
Portuguese Asia  
Taiwan  
Thailand  
U.S.S.R. - Pacific  
North Viet-Nam  
South Viet-Nam

Afghanistan  
Birmanie  
Cambodge et Laos  
République populaire de Chine  
Indonésie  
Japon  
Corée du Nord  
Corée du Sud  
Philippines  
Asie portugaise  
Taiwan  
Thaïlande  
U.R.S.S. (Pacifique)  
Viet-Nam du Nord  
Viet-Nam du Sud

**List of Countries and Geographic Areas -- Continued**

**Liste des pays et des régions -- suite**

**OCEANIA**

Commonwealth countries

Australia  
Fiji  
New Zealand  
British Oceania, n.e.s.

Other countries

French Oceania  
United States Oceania

**OCÉANIE**

Pays du Commonwealth

Australie  
Fidji  
Nouvelle-Zélande  
Océanie britannique n.d.a.

Autres pays

Océanie française  
Océanie des États-Unis

**SOUTH AMERICA**

Commonwealth countries

Falkland Islands  
Guyana

Other countries

Argentina  
Bolivia  
Brazil  
Chile  
Colombia  
Ecuador  
French Guiana  
Paraguay  
Peru  
Surinam  
Uruguay  
Venezuela

**AMÉRIQUE du SUD**

Pays du Commonwealth

Îles Falkland  
Guyane

Autres pays

Argentine  
Bolivie  
Brésil  
Chili  
Colombie  
Équateur  
Guyane françaises  
Paraguay  
Pérou  
Surinam  
Uruguay  
Vénézuéla

**CENTRAL AMERICA and ANTILLES**

Commonwealth countries

Bahamas  
Bermuda  
British Honduras  
Barbados  
Jamaica  
Leeward and Windward Islands  
Trinidad and Tobago

Other countries

Costa Rica  
Cuba  
Dominican Republic  
El Salvador  
French West Indies  
Guatemala  
Haiti (Republic)  
Honduras  
Mexico  
Netherlands Antilles  
Nicaragua  
Panama  
Puerto-Rico  
United States Virgin Islands

**AMÉRIQUE CENTRALE et ANTILLES**

Pays du Commonwealth

Îles Bahamas  
Bermudes  
Honduras britannique  
Barbade  
Jamaïque  
Îles sous-le-Vent et du Vent  
Trinidad et Tobago

Autres pays

Costa-Rica  
Cuba  
République Dominicaine  
Salvador  
Antilles française  
Guatemala  
République d'Haïti  
Honduras  
Mexique  
Antilles néerlandaises  
Nicaragua  
Panama  
Porto-Rico  
Îles Vierges (État-Unis)

List of Countries and Geographic Areas - Continued

Liste des pays et des régions - suite

**NORTH AMERICA**

**AMÉRIQUE du NORD**

Canada  
Greenland  
St. Pierre and Miquelon

Canada  
Groënland  
Saint-Pierre-et-Miquelon

United States Ports

Ports des États-Unis

Hawaii

Hawaiï

Ketchikan, Alaska  
Skagway, Alaska  
Other Alaska ports

Ketchikan, Alaska  
Skagway, Alaska  
Autres ports d'Alaska

Anacortes, Wash.  
Bellingham, Wash.  
Everett, Wash.  
Friday Harbour, Wash.  
Long Beach, Cal.  
Los Angeles, Cal.  
Port Angeles, Cal.  
Portland, Oreg.  
Port Townsend, Wash.  
San Francisco, Cal.  
Seattle, Wash.  
Tacoma, Wash.  
Other U.S. Pacific ports

Anacortes, Wash.  
Bellingham, Wash.  
Everett, Wash.  
Friday Harbour, Wash.  
Long Beach, Cal.  
Los Angeles, Cal.  
Port Angeles, Cal.  
Portland, Oreg.  
Port Townsend, Wash.  
San Francisco, Cal.  
Seattle, Wash.  
Tacoma, Wash.  
Autres ports du Pacifique (É.-U.)

Ashland, Wisc.  
Allouez, Mich.  
Duluth, Min.  
Marquette, Mich.  
Silver Bay, Min.  
Superior, Wisc.  
Taconite, Min.  
Other U.S. Lake Superior ports

Ashland, Wisc.  
Allouez, Mich.  
Duluth, Min.  
Marquette, Mich.  
Silver Bay, Min.  
Superior, Wisc.  
Taconite, Min.  
Autres ports du lac Supérieure (É.-U.)

Bay City, Mich.  
Calcite, Mich.  
Drummond Island, Mich.  
Saginaw, Mich.  
Stoneport, Mich.  
Other U.S. Lake Huron ports

Bay City, Mich.  
Calcite, Mich.  
Drummond Island, Mich.  
Saginaw, Mich.  
Stoneport, Mich.  
Autres ports du lac Huron (É.-U.)

Buffington Harbour, Ind.  
Calumet Harbour, Ind.  
Chicago, Ill.  
Escanaba, Mich.  
Gary, Ind.  
Grand Haven, Mich.  
Indiana Harbour, Ind. (incl. Whiting & East Chicago)  
Ludington, Mich.  
Milwaukee, Wisc.  
Muskegon, Mich.  
Other U.S. Lake Michigan ports

Buffington Harbour, Ind.  
Calumet Harbour, Ind.  
Chicago, Ill.  
Escanaba, Mich.  
Gary, Ind.  
Grand Haven, Mich.  
Indiana Harbour, Ind. (Whiting & East Chicago inclus)  
Ludington, Mich.  
Milwaukee, Wisc.  
Muskegon, Mich.  
Autres ports du lac Michigan (É.-U.)

Detroit, Mich.  
Trenton, Mich.  
Other U.S. Lake St. Clair & St. Clair River ports

Detroit, Mich.  
Trenton, Mich.  
Autres ports du lac St. Clair et de la rivière St. Clair

Ashtabula, Ohio  
Buffalo, N.Y.  
Cleveland, Ohio  
Conneaut, Ohio  
Erie, Pa.  
Fairport, Ohio

Ashtabula, Ohio  
Buffalo, N.Y.  
Cleveland, Ohio  
Conneaut, Ohio  
Érié, Pa.  
Fairport, Ohio



List of Countries and Geographic Areas - Concluded

Liste des pays et des régions - fin

**NORTH AMERICA** - Concluded

**AMÉRIQUE du NORD** - fin

United States Ports - Concluded

Ports des États-Unis - fin

Huron, Ohio  
Lackawana, N.Y.  
Lorain, Ohio  
Marblehead, Ohio  
Sandusky, Ohio  
Toledo, Ohio  
Other U.S. Lake Erie ports  
  
Oswego, N.Y.  
Rochester, N.Y.  
Sodus Point, N.Y.  
Other U.S. Lake Ontario ports  
  
Ogdensburg, N.Y.  
New York Barge Canal ports  
Other U.S. St. Lawrence River ports  
  
Baltimore, Md.  
Boston, Mass.  
Brunswick, Ga.  
Burlington, N.J.  
Burnside, La.  
Camden, N.J.  
Corpus Christi, Texas  
Edgewater, N.J.  
Houston, Texas  
Jacksonville, Fla.  
Mobile, Ala.  
Morrisville, Pa.  
New Haven, Conn.  
New Orleans, La.  
New York, N.Y.  
Newport News, Va.  
Norfolk, Va.  
Philadelphia, Pa.  
Port Newark, N.J.  
Portsmouth, Va.  
Savannah, Ga.  
Tampa, Fla.  
Wilmington, Del.  
Other U.S. East Coast and Gulf ports  
Hudson River ports

Huron, Ohio  
Lackawana, N.Y.  
Lorain, Ohio  
Marblehead, Ohio  
Sandusky, Ohio  
Toledo, Ohio  
Autres ports du lac Érié (É.-U.)  
  
Oswego, N.Y.  
Rochester, N.Y.  
Sodus Point, N.Y.  
Autres ports du lac Ontario (É.-U.)  
  
Ogdensburg, N.Y.  
Ports de la voie maritime de New York  
Autres ports du St. Laurent (É.-U.)  
  
Baltimore, Md.  
Boston, Mass.  
Brunswick, Ga.  
Burlington, N.J.  
Burnside, La.  
Camden, N.J.  
Corpus Christi, Texas  
Edgewater, N.J.  
Houston, Texas  
Jacksonville, Fla.  
Mobile, Ala.  
Morrisville, Pa.  
New Haven, Conn.  
New Orleans, La.  
New York, N.Y.  
Newport News, Va.  
Norfolk, Va.  
Philadelphia, Pa.  
Port Newark, N.J.  
Portsmouth, Va.  
Savannah, Ga.  
Tampa, Fla.  
Wilmington, Del.  
Autres ports de la côte est et du Golfe (É.-U.)  
Ports de la rivière Hudson

**APPENDIX – C – APPENDICE**

**List of Commodities**

**Marchandise**

**LIVE ANIMALS**

Cattle  
Live animals, n.e.s.

**FOOD, FEED, BEVERAGES AND TOBACCO**

**Meat and Meat Preparations**

Meat, fresh, chilled or frozen  
Meat, cured  
Meat and meat preparations, n.e.s.

**Fish and Marine Animals**

Fish, fresh, chilled or frozen  
Fish, smoked, salted, dried or pickled  
Fish, canned  
Lobster  
Shell fish, n.e.s.; meat of marine animals; and other fishery foods and feeds

**Dairy Produce, Eggs and Honey**

Butter  
Cheese  
Milk powder  
Dairy produce, n.e.s.; eggs and honey

**Grain, Flour, Meal and Cereal Preparations**

Barley  
Corn  
Oats  
Rye  
Wheat  
Cereals, unmilled, n.e.s.  
Corn meal and flour  
Corn starch  
Malt and malt flour  
Wheat flour  
Cereals, milled, n.e.s.  
Bakery products, incl. those frozen  
  
Macaroni and cereal products, and farinaceous substances and flour for use as food

**Fruits and Fruit Preparations**

Apples (incl. crab-apples)  
Bananas and plantains  
Fresh or chilled fruits and berries, n.e.s.  
Frozen fruits and berries  
Dried and dehydrated fruits  
Fruit juices, unfermented, not concentrated, and fruit juice concentrates  
Fruit pulp and purée (not canned)  
Fruits, preserved, not canned, n.e.s.  
Fruits and preparations, canned (exc. infant foods)

**ANIMAUX VIVANTS**

Bovins  
Animaux vivants, n.d.a.

**ALIMENTS, ALIMENTS POUR ANIMAUX, BOISSONS ET TABACS**

**Viandes et préparations de viande**

Viandes fraîches, refroidies ou congelées  
Viandes salées ou fumées  
Viandes et préparations de viande, n.d.a.

**Poisson et animaux marins**

Poisson frais, refroidi ou congelé  
Poisson fumé, salé, séché ou mariné  
Poisson, en boîtes  
Homard  
Coquillages, n.d.a.; viande d'animaux marins; et autres aliments de poisson et aliments de poisson pour animaux

**Produits laitiers, oeufs et miel**

Beurre  
Fromage  
Lait en poudre  
Produits laitiers, n.d.a.; oeufs et miel

**Céréales, farine, et préparations de céréales**

Orge  
Maïs  
Avoine  
Seigle  
Blé  
Céréales, non moulues, n.d.a.  
Semoule et farine de maïs  
Fécule de maïs  
Malt et farine de malt  
Farine de blé  
Céréales moulues, n.d.a.  
Produits de boulangerie, y compris produits congelés  
Pâtes alimentaires et produits céréaliers, substances farineuses et farine utilisées comme aliments

**Fruits et préparations de fruits**

Pommes (y compris pommettes)  
Bananes et bananes des Antilles  
Baies et fruits frais ou refroidis, n.d.a.  
Baies et fruits congelés  
Fruits séchés ou déshydratés  
Jus de fruits, non fermentés, non concentrés et concentrés de jus de fruits  
Pulpe et purée de fruits (non en boîtes)  
Fruits, conservés, mais non en boîtes, n.d.a.  
Fruits et préparations, en boîtes (sauf aliments pour bébés)

**List of Commodities — Continued**

**FOOD, FEED, BEVERAGES AND TOBACCO —**

Concluded:

**Nuts, Except Oil Nuts**

Peanuts, roasted or otherwise prepared  
Nuts, except oil nuts, n.e.s.

**Vegetables and Vegetable Preparations**

Potatoes  
Vegetables, fresh or chilled, n.e.s.  
Vegetables, frozen  
Vegetables, dried  
Vegetables and vegetable preparations, n.e.s.

**Sugar and Sugar Preparations**

Raw sugar  
Sugar, n.e.s.  
Molasses, crude  
Molasses, refined  
Syrup  
Sugar preparations (incl. confectionery)

**Cocoa, Coffee, Tea and Spices**

Cocoa and chocolate  
Coffee  
Tea  
Spices  
Vinegar

**Margarine, Shortening and Lard**

Margarine and similar products  
Shortening  
Lard

**Miscellaneous Foods, Food Materials and Food Preparations**

Sausage skins or casings  
Miscellaneous foods, food materials and food preparations, n.e.s.

**Fodder and Feed, Except Unmilled Cereals**

Hay, forage and straw  
Hulls, screenings, chaff and scourings  
Wheat bran, shorts and middlings  
Ground cereals and by-products, n.e.s.  
Cottonseed oil meal and cake  
Soyabean oil meal and cake  
Oil seed meals and cake, n.e.s.  
Brewers' and distillers' grains and solubles  
Feeds of vegetable origin, n.e.s.  
Feeds of animal origin  
Concentrated and complete feeds

**Beverages**

Non-alcoholic beverages  
Ale, beer, stout and porter  
Wines  
Fermented alcoholic beverages, n.e.s.  
Distilled alcoholic beverages

**Tobacco**

Cigarettes  
Tobacco, n.e.s.

**Marchandise — suite**

**ALIMENTS, ALIMENTS POUR ANIMAUX, BOISSONS  
ET TABACS — fin:**

**Noix, sauf noix oléagineuses**

Cacahouètes, grillées ou autrement préparées  
Noix, sauf noix oléagineuses, n.d.a.

**Légumes et préparations de légumes**

Pommes de terre  
Légumes, frais ou refroidis, n.d.a.  
Légumes, congelés  
Légumes, séchés  
Légumes et préparations de légumes, n.d.a.

**Sucre et préparations à base de sucre**

Sucre brut  
Sucre, n.d.a.  
Mélasse, brute  
Mélasse, raffinée  
Sirop  
Préparations à base de sucre (y compris confiserie)

**Cacao, café, thé et épices**

Cacao et chocolat  
Café  
Thé  
Épices  
Vinaigre

**Margarine, shortening et saindoux**

Margarine et produits semblables  
Shortening  
Saindoux

**Aliments divers, matières nutritives et préparations alimentaires**

Enveloppes et boyaux à saucisses  
Aliments divers, matières nutritives et préparations alimentaires, n.d.a.

**Fourrage et aliments pour animaux, sauf céréales non moulues**

Foin, fourrages et paille  
Écalures, criblures, rebuts et impuretés  
Son, remoulage et issues de blé  
Céréales moulues et sous-produits, n.d.a.  
Tourteau et farine de graine de coton  
Tourteau et farine de graine de soya  
Tourteau de farine de graine oléagineuses, n.d.a.  
Grains et solubles de brasserie et de distillerie  
Aliments pour animaux d'origine végétale, n.d.a.  
Aliments pour animaux d'origine animale  
Aliments pour animaux concentrés et complets

**Boissons**

Boissons non alcooliques  
Ale, bière, porter et stout  
Vins  
Boissons alcooliques fermentées, n.d.a.  
Boissons alcooliques distillées

**Tabacs**

Cigarettes  
Tabacs, n.d.a.



List of Commodities - Continued

Marchandise - suite

**CRUDE MATERIALS, INEDIBLE**

**Crude Animal Products, Inedible (Except Fibres)**

Raw hides and skins and undressed fur skins  
Crude animal products, inedible (except fibres),  
n.e.s.

**Crude Vegetable Products, Inedible (Except Tobacco, Fibres and Wood)**

Seeds for sowing, n.e.s.  
Flaxseed  
Mustard seed  
Rapeseed  
Soya beans  
Oil seeds, oil nuts and oil kernels, n.e.s.  
Nursery and greenhouse stock and related materials  
Rubber and allied gums, natural, and natural gums and resins  
Crude vegetable products, inedible (except tobacco, fibres and wood), n.e.s.

**Crude Wood Materials**

Logs  
Bolts and round timber  
Pulpwood  
Crude wood materials, n.e.s.

**Textile and Related Fibres (Including Waste)**

Wool and fine animal hair suitable for spinning  
Textile and related fibres (including waste),  
n.e.s.

**Metallic Ores, Concentrates, Scrap Metals and By-Products (Alternative Classification)**

Alumina and bauxite ore  
Copper ore and concentrates and matte and precipitates  
Iron ore, crude, and concentrates, calcined, roasted or treated  
Lead ore and concentrates  
Manganese ore  
Nickel-copper ore, nickel-copper matte or speiss, and nickel concentrates  
Titanium ore  
Zinc ore and concentrates  
Ores, concentrates and precipitates, n.e.s.  
Iron and steel scrap  
Non-ferrous and precious metal scrap  
Slags, drosses and other by-products

**Coal, Crude Petroleum and Related Crude Products**

Coal, bituminous, sub-bituminous, and lignite  
Coal, n.e.s.  
Crude petroleum, petroleum tops and natural gasoline  
Crude petroleum, Canadian  
Natural gas and other crude bituminous substances

**MATIÈRES BRUTES NON COMESTIBLES**

**Produits bruts d'origine animale, non comestibles (sauf fibres)**

Peaux et cuirs bruts et pelleteries non apprêtées  
Produits bruts d'origine animale, non comestibles (sauf fibres), n.d.a.

**Produits bruts d'origine végétale, non comestibles (sauf tabacs, fibres et bois)**

Graines de semence, n.d.a.  
Graine de lin  
Graine de moutarde  
Graine de colza  
Fèves de soya  
Graines, noix et amandes oléagineuses, n.d.a.  
Produits de pépinière et de culture de serre et matières connexes  
Caoutchouc et gommages semblables, naturels et gommages et résines naturelles  
Produits bruts d'origine végétale, non comestibles (sauf tabacs, fibres et bois), n.d.a.

**Matières en bois brut**

Billes  
Billots et bois ronds  
Bois à pâte  
Matières en bois brut, n.d.a.

**Textiles et fibres connexes (y compris déchets)**

Laine et poil fin d'animal pouvant être filés  
Textiles et fibres connexes (y compris déchets),  
n.d.a.

**Minerais de métaux, concentrés, déchets de métaux et sous-produits (1re possibilité de classification)**

Alumine et minerai de bauxite  
Minerai, concentrés, matte et précipités de cuivre  
Minerai de fer brut et concentrés calcinés, grillés ou traités  
Minerai et concentrés de plomb  
Minerai de manganèse  
Minerai de nickel et de cuivre, matte ou speiss de nickel et de cuivre et concentrés de nickel  
Minerai de titane  
Minerai et concentrés de zinc  
Minerais, concentrés et précipités, n.d.a.  
Déchets de fer et d'acier  
Déchets de métaux non ferreux et précieux  
Scories, crasses et autres sous-produits

**Charbon, pétrole brut et produits bruts connexes**

Charbon bitumineux, sous-bitumineux et lignite  
Charbon, n.d.a.  
Pétrole brut, produits de tête et essence naturelle  
Pétrole brut, canadien  
Gaz naturel et autres substances bitumineuses brutes

List of Commodities - Continued

Marchandise - suite

CRUDE MATERIALS, INEDIBLE - Concluded:

Crude Non-metallic Minerals (Except Coal and Petroleum)

Asbestos, unmanufactured, crude and fibre  
Bentonite  
China clay  
Dolomite  
Clay and other crude refractory materials, n.e.s.  
Sand and gravel  
Limestone  
Crushed stone, incl. stone refuse (exc. limestone flux and crushed limestone)  
Stone, crude, n.e.s.  
Water and ice  
Barytes, natural  
Fluorspar  
Gypsum  
Phosphate rock  
Salt  
Sulphur in ores, crude and refined (exc. pharmaceutical grade)  
Crude non-metallic minerals (except coal and petroleum), n.e.s.

Waste and Scrap Materials, n.e.s.

Cotton and textile rags and waste  
Hogged fuel (wood)  
Waste and scrap materials, n.e.s.

FABRICATED MATERIALS, INEDIBLE

Leather

Leather  
Furs, dressed  
Rubber fabricated materials

Wood Fabricated Materials

Lumber and timber  
Flooring  
Railway ties  
Shingles and shakes  
Lath of wood  
Other sawmill products, n.e.s.  
Veneer, plywood and wood building boards  
Cooperage stock and box, crate and package shoo  
Wood fabricated materials, n.e.s.

Pulp

Pulp

Paper and Paperboard

Newsprint paper  
Paper, n.e.s.  
Paperboard  
Building paper and building board (exc. wood, plastic and gypsum board)  
Wet machine board and converted paper

Textile Fabricated Materials

Cordage, twine and rope (exc. braided cords and threads)  
Jute broad woven fabrics  
Textile fabricated materials, n.e.s.

MATIÈRES BRUTES NON COMESTIBLES - fin:

Minéraux bruts non métalliques (sauf charbon et pétrole)

Amiante, non fabriqué, brut et en fibres  
Bentonite  
Kaolin  
Dolomite  
Argile et autres matières réfractaires brutes, n.d.a.  
Sable et gravier  
Pierre à chaux  
Pierre concassée, y compris rebuts de pierre (non compris castine et pierre à chaux concassée)  
Pierre brute, n.d.a.  
Eau et glace  
Barytine, naturelle  
Fluorine  
Gypse  
Roche phosphatée  
Sel  
Soufre dans les minerais, brut ou raffiné (sauf qualité pharmaceutique)  
Minéraux bruts non métalliques (sauf charbon et pétrole), n.d.a.

Matières de rebut et déchets, n.d.a.

Chiffons et déchets de textile et de coton  
Bois débité en copeaux (combustible)  
Matières de rebut et de déchet, n.d.a.

MATIÈRES TRAVAILLÉES, NON COMESTIBLES

Cuir

Cuir  
Fourrures apprêtées  
Demi-produits en caoutchouc

Demi-produits en bois

Bois d'oeuvre et bois de construction  
Revêtements de parquetage  
Traverses de voie ferrée  
Bardeaux et bardeaux fendus  
Latte de bois  
Autres sciages, n.d.a.  
Placage, contreplaqué et planches de construction  
Demi-produits de tonnellerie et planchages à boîtes, cageots et emballages  
Demi-produits en bois, n.d.a.

Pâte

Pâte

Papier et carton

Papier journal  
Papier, n.d.a.  
Carton  
Plaques de construction, papier et carton (sauf planches en bois, en plastique ou en gypse)  
Carton en pâte pressé et papier transformé

Ouvrages en matières textiles

Cordage, ficelle et corde (sauf cordes tressées et fils)  
Tissus de jute larges  
Ouvrages en matières textiles, n.d.a.



**List of Commodities - Continued**

**FABRICATED MATERIALS, INEDIBLE -**

Continued:

**Oils, Fats, Waxes, Extracts and Derivatives, Animal and Vegetable**

Animal oils and fats (exc. marine)

Fish and marine animal oils

Soyabean oil

Vegetable oils and fats, exc. essential oils, n.e.s.

Oils, fats, waxes, extracts and derivatives, animal and vegetable, n.e.s.

**Chemicals and Related Products**

Sulphuric acid (incl. oleum)

Metallic salts and peroxy salts, of inorganic acids

Inorganic chemicals, n.e.s.

Glycol

Organic chemicals, n.e.s.

Explosives, fuses and caps

Potash

Fertilizers and fertilizer materials, n.e.s.

Agricultural chemicals, formulated (crop and seed treatments and herbicides); other insecticides and rodenticides; and adhesives

Synthetic rubber (incl. rubber compounds and reclaimed rubber)

Plastic materials, not shaped, and plastics basic shapes and forms

Dyestuffs (exc. dyeing extracts); pigments, lakes and toners (exc. those in chemicals); and paints and related products

Chemical specialties, industrial, n.e.s.

**Petroleum and Coal Products**

Gasoline

Fuel oil

Lubricating oils and greases

Coke of petroleum and coal

Asphalts and road oils

Coal tar and coal pitch

Petroleum and coal products, n.e.s.

**Iron and Steel and Alloys**

Ferro-alloys

Pig iron

Primary iron and steel, n.e.s.

Castings and forgings (exc. pipes and fittings)

Bars and rods, steel

Plate, sheet and strip, steel

Structural shapes and sheet piling

Rails and railway track material

Pipes and tubes, iron and steel (exc. fittings and finished electrical conduit and tubing)

Wire (incl. wire rope)

**Non-Ferrous Metals**

Aluminum (including alloys)

Copper and alloys

Lead and alloys

Nickel and alloys

Zinc and alloys

Non-ferrous metals, n.e.s.

**Marchandise - suite**

**MATIÈRES TRAVAILLÉES, NON COMESTIBLES -**

suite:

**Huiles, matières grasses, cires, extraits et dérivés d'origine animale et végétale**

Huiles et matières grasses d'origine animale (sauf marine)

Huiles de poissons et d'animaux marins

Huile de soya

Huiles et matières grasses végétales, sauf huiles essentielles, n.d.a.

Huiles, matières grasses, cires, extraits et dérivés d'origine animale et végétale, n.d.a.

**Produits chimiques et produits connexes**

Acide sulfurique (y compris oleum)

Sels métalliques et persels d'acides inorganiques

Produits chimiques inorganiques, n.d.a.

Glycol

Produits chimiques organiques, n.d.a.

Explosifs, mèches et amorces

Muriate de potassium (potasse)

Engrais et matières fertilisantes, n.d.a.

Produits chimiques agricoles, formulés (produits pour cultures et semences et herbicides); autres insecticides et rodenticides; et adhésifs

Caoutchouc synthétique (y compris composés de caoutchouc et caoutchouc régénéré)

Matières plastiques non façonnées et formes élémentaires de matières plastiques

Matières colorantes (sauf extraits colorants); pigments, laques et tonifiants (sauf ceux des produits chimiques); et peintures et produits connexes

Produits chimiques industriels, spéciaux, n.d.a.

**Dérivés du pétrole et du charbon**

Essence

Mazout

Graisses et huiles lubrifiantes

Coke de pétrole et de charbon

Asphalte et bitume liquide

Goudron et brai de houille

Dérivés du pétrole et du charbon, n.d.a.

**Fer et acier et alliages**

Ferro-alliages

Fonte brute

Acier et fer primaire, n.d.a.

Pièces moulées et forgées (sauf tuyaux et raccords)

Barres et tiges en acier

Tôle, feuilles et feuillards en acier

Profilés de construction et palplanches

Rails et matériaux de voie ferrée

Tuyaux et tubes en fer et en acier (sauf les raccords, les tubes et les conduits électriques finis)

Fil métallique (y compris cordage)

**Métaux non ferreux**

Aluminium (y compris alliages)

Cuivre et alliages

Plomb et alliages

Nickel et alliages

Zinc et alliages

Métaux non ferreux, n.d.a.



**List of Commodities - Concluded**

**FABRICATED MATERIALS, INEDIBLE -  
Concluded:**

**Metal Fabricated Basic Products**

Metal fabricated basic products

**Non-metallic Mineral Basic Products**

Building brick, clay  
Drain tiles, sewer pipes and fittings  
Bricks, tiles (clay) and refractories, n.e.s.

Glass basic products  
Asbestos and asbestos-cement basic products  
Cement  
Cement and concrete basic products, n.e.s.  
Lime  
Non-metallic mineral basic products, n.e.s.

**Miscellaneous Fabricated Materials**

Miscellaneous fabricated materials

**END PRODUCTS, INEDIBLE**

**Machinery**

Tractors  
Machinery, n.e.s.

**Transportation and Communication Equipment**

Railway rolling stock  
Passenger automobiles and chassis  
Buses and chassis  
Trucks, truck chassis and truck tractors, commercial  
Military motor vehicles and trailers (exc. tanks)  
  
Motor vehicle engines, accessories, parts and assemblies  
Road motor vehicles, n.e.s.  
Ships and boats; aircraft; and miscellaneous vehicles (incl. parts and accessories)  
Rubber tires and tubes

**Equipment**

Equipment

**Personal and Household Goods**

Personal and household goods

**Miscellaneous**

Firearms, weapons and ammunition  
Containers and closures  
Miscellaneous end products, inedible, n.e.s.  
General Cargo

**Marchandise - fin**

**MATIÈRES TRAVAILLÉES, NON COMESTIBLES -  
fin:**

**Ouvrages de base en métal**

Ouvrages de base en métal

**Produits minéraux non métalliques de base**

Briques à bâtir en argile  
Tuiles de drainage, tuyaux d'égout et raccords  
Briques, tuiles (argile) et matières réfractaires, n.d.a.  
Ouvrages de base en verre  
Produits de base en amiante et en amiante-ciment  
Ciment  
Produits de base en ciment et en béton, n.d.a.  
Chaux  
Produits minéraux non métalliques de base, n.d.a.

**Divers ouvrages**

Divers ouvrages

**PRODUITS TERMINAUX NON COMESTIBLES**

**Machinerie**

Tracteurs  
Machinerie, n.d.a.

**Matériel de transport et de communications**

Matériel roulant de chemin de fer  
Voitures particulières et châssis  
Autobus et châssis  
Camions, châssis de camion et tracteurs, commerciaux  
Véhicules militaires, etc., sauf chars d'assaut (canaux seulement)  
Moteurs, accessoires, pièces et pièces assemblées pour véhicules automobiles  
Véhicules automobiles pour routes, n.d.a.  
Navires et bateaux; avions; et divers véhicules (y compris pièces et accessoires)  
Pneus et chambres à air en caoutchouc

**Matériel**

Matériel

**Articles de soins personnels et articles ménagers**

Articles de soins personnels et articles de ménage

**Divers**

Armes à feu, armes et munitions  
Conteneurs et fermetures  
Divers produits terminaux non comestibles, n.d.a.  
Marchandises diverses

Bulletins publiés par la  
Division des transports et des services d'utilité  
publique traitant les  
**TRANSPORT PAR EAU**

Numéro de  
catalogue

**Périodiques**

54-001 Statistique sommaire des canaux – avril à décembre, M., Bil.

54-002 *Shipping Statistics*, M., Angl.

**Annuels**

54-201 *Canal Statistics*, Angl.

54-202 Transport maritime: Partie I, Transport maritime international (par pays), Bil.

54-203 Transport maritime: Partie II, Transport maritime international (par port), Bil.

54-204 Transport maritime: Partie III, Navigation nationale, Bil.

54-205 *Water Transportation*, Angl.

54-206 Transport maritime: Partie IV, Origine et destination pour certains ports, Bil.

54-207 Transport maritime: Partie V, Origine et destination de certaines marchandises, Bil.

M. — Mensuel

Angl. — Anglais

Bil. — Bilingue

*Outre les publications ci-dessus énumérées, Statistique Canada publie une grande variété de rapports statistiques sur le Canada tant dans le domaine économique que social. On peut se procurer gratuitement un catalogue complet des publications courantes à Statistique Canada, Ottawa (Canada), K1A 0T6.*



Reports Published by the  
Transportation and Public Utilities Division  
dealing with  
**WATER TRANSPORT**

Catalogue  
number

**Periodical**

- 54-001 Summary of Canal Statistics – April to December, M., Bil.
- 54-002 Shipping Statistics, M., E.

**Annual**

- 54-201 Canal Statistics, E.
- 54-202 Shipping Report: Part I, International Seaborne Shipping (by Country), Bil.
- 54-203 Shipping Report: Part II, International Seaborne Shipping (by Port), Bil.
- 54-204 Shipping Report: Part III, Coastwise Shipping, Bil.
- 54-205 Water Transportation, E.
- 54-206 Shipping Report: Part IV, Origin and Destination for Selected Ports, Bil.
- 54-207 Shipping Report: Part V, Origin and Destination for Selected Commodities, Bil.

M. – Monthly

E. – English

Bil. – Bilingual

*In addition to the selected publications listed above, Statistics Canada publishes a wide range of statistical reports on Canadian economic and social affairs. A comprehensive catalogue of all current publications is available free on request from Statistics Canada, Ottawa (Canada), K1A 0T6.*