

3

# Shipping report

PART I  
International seaborne shipping (by country)

1972

# Transport maritime


PARTIE I  
Transport maritime international (par pays)

1972

DOES NOT CIRCULATE  
NE PAS PRÊTER

NOT FOR LOAN  
NE S'EMPRUNTE PAS

STATISTICS CANADA  
STATISTIQUE CANADA  
APR 22 1973  
OTTAWA, ONTARIO



## SHIPPING REPORT

### PART I

International Seaborne Shipping  
(by Country)

---

## TRANSPORT MARITIME

### PARTIE I

Transport maritime international  
(par pays)

1972

*Published by Authority of*  
The Minister of Industry, Trade and Commerce

---

*Publication autorisée par*  
le ministre de l'Industrie et du Commerce

March - 1974 - Mars  
5-3503-518

Price—Prix: \$2.50

Statistics Canada should be credited when republishing all or any part of this document  
Reproduction autorisée sous réserve d'indication de la source: Statistique Canada

Information Canada  
Ottawa



## TABLE OF CONTENTS

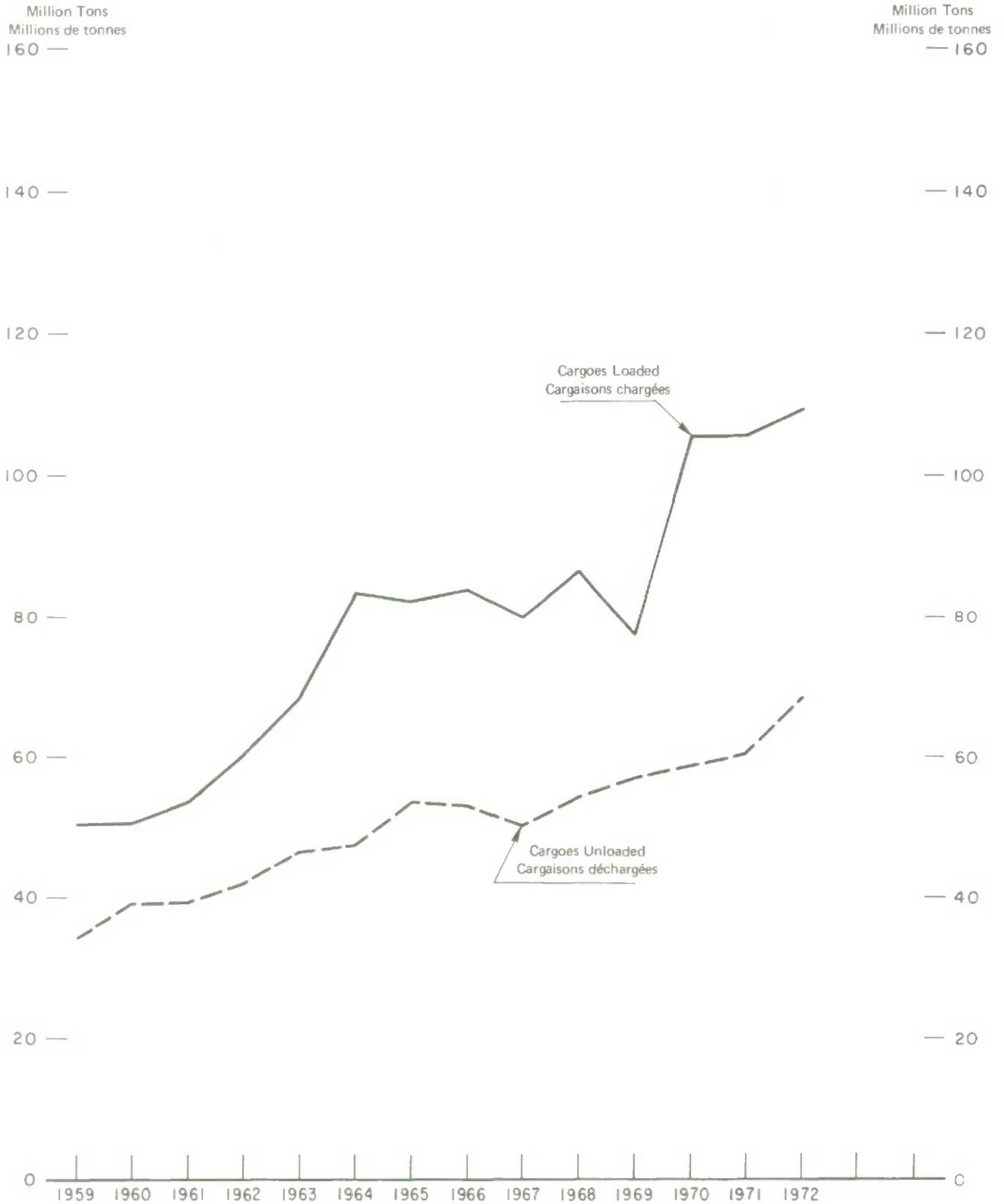
	Page
Chart—Cargoes Loaded for and Unloaded from Foreign Countries .....	IV
Introduction .....	V
Alphabetic Listing of Countries, and Summary of Tonnage Loaded and Unloaded ....	X
Table	
1. Cargoes Loaded at Canadian Ports for Foreign Countries .....	1
2. Cargoes Unloaded at Canadian Ports from Foreign Countries .....	133
3. Cargoes Loaded at Canadian Ports for Foreign Countries, by Commodity and Geographic Area .....	225
4. Cargoes Unloaded at Canadian Ports from Foreign Countries, by Commodity and Geographic Area .....	228
5. Vessels Arrived at and Departed from Canadian Ports in International Seaborne Shipping by Registry .....	231
Appendix	
A. Number and Registered Net Tonnage of, and Tons of Cargo Unloaded and Loaded by Vessels Arrived at and Departed from Canadian Ports in International Seaborne Shipping .....	237
B. List of Countries and Geographic Areas .....	238
C. List of Commodities .....	243

## TABLE DES MATIÈRES

	Page
Graphique—Cargaisons chargées pour les ports étrangers et déchargées aux ports étrangers .....	IV
Introduction .....	V
Liste alphabétique des pays et sommaire des chargements et déchargements en tonnes .....	XII
Tableau	
1. Marchandises chargées dans les ports canadiens à destination de pays étrangers .....	1
2. Marchandises déchargées dans les ports canadiens en provenance de pays étrangers .....	133
3. Marchandises chargées dans les ports canadiens aux pays étrangers, par marchandise et région géographique .....	225
4. Marchandises déchargées dans les ports canadiens des pays étrangers, par marchandise et région géographique .....	228
5. Mouvements internationaux de navires à destination dû en provenance de ports canadiens .....	231
Appendice	
A. Entrées et départs, chargements, et déchargements de navires en commerce du transport maritime international et tonnage net de registre aux ports canadiens .....	237
B. Liste des pays et des régions .....	238
C. Marchandise .....	243

Chart - 1

Cargoes Loaded for and Unloaded from Foreign Countries, 1959-1972  
Cargaisons chargées pour les ports étrangers et déchargées aux ports étrangers, 1959-1972



## INTRODUCTION

This publication presents statistics on the commodity and vessel traffic between Canada and foreign countries.

### Source

Shipping statistics are compiled from reports completed by operators or agents of vessels entering and leaving Canadian ports. Reports are not required for naval or fishing vessels, and craft of less than fifteen registered net tons. Customs officials act as agents for Statistics Canada in collecting forms at customs ports; returns for non-customs ports are forwarded through the nearest customs office. Operating data are collected for vessels calling at coastal and Great Lakes ports, but regions such as Lake Winnipeg and the MacKenzie River are not included in the survey.

### Treatment of Data

The term "international seaborne shipping" is used for vessels classed as being in foreign service, that is when (1) the vessel arrives from or departs for a foreign port; or (2) cargo is loaded for or unloaded from a foreign port; or (3) the registry of the vessel is other than Canadian or British Commonwealth (even though the vessel may have sailed between two Canadian ports).

A vessel is classed as being in coasting service if (1) it is of Canadian or British Commonwealth registry, sails between two Canadian ports, and loads or unloads no foreign freight; or if (2) it is of foreign registry, but is granted a waiver to engage in coasting service.

Beginning the count of vessel arrivals and departures on January 1 and ending it on December 31 can cause disparity in the total number arrived and departed. Vessels entering a port at the end of a year and clearing it the following January would only be counted as an arrival or departure for that year when the movement occurred. In addition, an entry into a port can be an international voyage, whereas the departure can be in coasting service; the reverse situation also applies.

In this publication, Canadian ports have been grouped into three regions:

- (1) Atlantic and Lower St. Lawrence River Ports, Montreal and below;
- (2) Great Lakes and Upper St. Lawrence River Ports, above Montreal; and
- (3) Pacific Ports.

La présente publication renferme la statistique du transport des marchandises et du trafic maritime entre le Canada et l'étranger.

### Source

Les données sur la navigation sont tirées des rapports établis par les exploitants ou les agents de navires arrivant dans des ports canadiens ou quittant des ports canadiens. On n'exige pas de rapports sur les navires militaires ni sur les bateaux de pêche, ni sur les embarcations de moins de quinze tonnes de jauge nette au registre. Les douaniers représentent Statistique Canada aux fins de la collecte des formules aux ports douaniers; les statistiques pour les ports non douaniers sont acheminées au bureau de douane le plus proche. On collecte les données d'exploitation des navires faisant escale aux ports côtiers et des Grands Lacs, mais les régions comme le lac Winnipeg et le fleuve MacKenzie ne sont pas comprises dans l'enquête.

### Traitement des données

On utilise l'expression "transport maritime international" pour désigner les navires classés dans le service international, c'est-à-dire quand (1) le navire arrive d'un port étranger ou part à destination d'un port étranger; ou (2) des marchandises sont chargées à bord d'un navire à destination d'un port étranger ou déchargées d'un navire en provenance d'un port étranger; ou (3) le navire n'est immatriculé ni au Canada ni dans un autre pays du Commonwealth britannique (même si celui-ci a navigué entre deux ports canadiens).

Un navire est classé dans le service de cabotage (1) s'il est immatriculé au Canada ou dans un pays du Commonwealth britannique, navigue entre deux ports canadiens, et ne charge ou ne décharge pas de marchandises du commerce extérieur; ou (2) s'il est immatriculé dans un pays étranger, et a été autorisé à faire du cabotage.

Compter les départs et les arrivées des navires entre le 1er janvier et le 31 décembre peut entraîner un certain écart entre le nombre total d'arrivées et celui de départs. Le navire entré dans un port à la fin de l'année et en sortant en janvier de l'année suivante serait compté comme une arrivée une année et un départ l'année suivante. En outre, l'arrivée au port peut marquer le terme d'un voyage international, quand le départ du même navire se classerait dans le cabotage; l'inverse aussi peut se produire.

Dans la présente publication, les ports canadiens sont groupés en trois régions:

- (1) Les ports de l'Atlantique et du bas Saint-Laurent, c'est-à-dire le port de Montréal et ceux qui sont situés en aval de celui-ci;
- (2) Les ports des Grands Lacs et du haut Saint-Laurent, c'est-à-dire ceux qui sont situés en amont de Montréal; et
- (3) Les ports du Pacifique.

The registry of the vessel transporting Canada's foreign trade is published in the first two tables for the United Kingdom, Denmark, Federal Republic of Germany, Greece, Italy, the Netherlands, Norway, Sweden, Liberia, Japan, Panama, the United States and Canada; other registries are grouped due to relatively lesser importance in terms of volume handled, as well as space limitations in this publication.

Countries are divided by geographic areas, first Commonwealth nations, then other countries. Order is as follows: Western Europe, Eastern Europe, Middle East, Other Africa, Other Asia, Oceania, South America, Central America, North America. Full country nomenclature and system of classifying comprises Appendix B. Appendix C consists of a commodity list, based on the *Standard Commodity Classification Manual* published by Statistics Canada, into which all cargo types are grouped; reference to this appendix will enable users to obtain a complete description of those commodities which have been necessarily abbreviated in the tables. Sequence of commodities is from Live Animals through End Products as described in this Appendix.

The term "general cargo" in this publication refers only to commodities which were not specifically identified in shipping reports; it is not intended to indicate any distinction between bulk and other commodities.

Errors accommodated under this item are due to its use as a "catch-all". Occasionally various amounts of different commodities, each having their own code, are added together by the respondent and designated "general cargo". This erroneous practice inflates the figure for general cargo and decreases the total for each commodity improperly designated to general cargo. Although these figures may be distorted by small amounts only each time a report is submitted, over the year the errors may become significant.

Containerized freight is considered as one unit and does not take into account the nature of the product. This leads to discrepancies in the figures given for the different containerized products as their tonnages are listed as a part of the container figure not that of the product. For example, if we compare shipments of raw asbestos from the harbour of Montreal during 1971 we find a large decrease (owing to the increased use of containers), whereas, total shipments of asbestos from Montreal increased during that year.

Transshipments of cargoes, which are cargoes coming into a Canadian port en route to a port in a foreign country by water, are reflected in port totals. For example, cargoes unloaded from one

Les pays d'immatriculation des navires transportant des marchandises entre le Canada et les pays étrangers font l'objet des deux premiers tableaux où figurent le Royaume-Uni, le Danemark, la République fédérale d'Allemagne, la Grèce, l'Italie, les Pays-Bas, la Norvège, la Suède, le Libéria, le Japon, le Panama, les États-Unis et le Canada; les autres pays sont groupés à cause de leur importance relativement moindre quant au volume et parce que l'espace disponible est restreint.

Les pays sont répartis en régions, à commencer par les pays du Commonwealth, suivis des autres pays dans l'ordre suivant: Europe occidentale, Europe orientale, Moyen-Orient, autres pays d'Afrique, autres pays d'Asie, Océanie, Amérique du Sud, Amérique centrale, Amérique du Nord. La nomenclature complète des pays et le mode de classement font l'objet de l'Appendice B. L'Appendice C est une liste de marchandises fondée sur la *Classification type des marchandises* publiée par Statistique Canada, où sont consignés tous les genres de cargaisons; le lecteur trouvera dans cet appendice une description complète des marchandises, qu'il a nécessairement fallu abrégé dans les tableaux. La liste des marchandises commence par les animaux vivants et se termine par les produits finis.

L'expression "Marchandises diverses", dans la présente publication, se rapporte uniquement aux marchandises qu'on n'a pas décrites avec précision dans les rapports sur le transport maritime; son rôle ne consiste pas à faire une distinction entre les marchandises en vrac et les autres marchandises.

Les erreurs qui s'accumulent sous cet item sont causées par son utilisation comme "tout autre". Diverses quantités de différentes marchandises dont chacune a son propre code sont groupées occasionnellement par le répondant et désignées comme "marchandises diverses". Cette pratique exagère le total des marchandises diverses et diminue le total de chaque marchandise qui est ainsi incorrectement nommée. Bien que ces chiffres peuvent être faussés seulement par de petites quantités chaque fois qu'un rapport nous est transmis, sur une base annuelle les erreurs peuvent être importantes.

Le fret conteneurisé est considéré comme une marchandise et ne prend pas en considération la nature du produit lui-même. Ceci occasionne des erreurs pour les différentes marchandises transportées en conteneurs parce que leur tonnage est inscrit sous le fret conteneurisé et non sous leur nom. Si l'on compare, par exemple, les chargements d'amiante brute expédiés du port de Montréal durant 1971, nous pouvons remarquer une baisse due à l'utilisation plus intense des conteneurs alors qu'en réalité le total des chargements d'amiante avaient augmenté cette année-là.

Les totaux portuaires comprennent les marchandises transbordées par eau, c'est-à-dire les marchandises qui arrivent à un port canadien et qui sont destinées vers un port étranger. Les produits déchargés



vessel at Vancouver and re-loaded onto another vessel are recorded as a loading and unloading at that port.

For international trade, the published loadings and unloadings do not represent the exports and imports at a particular port because they include transhipped cargoes. (This term should not be confused with "goods-in-transit", goods neither loaded nor unloaded and therefore not recorded as a shipment.)

The letters "n.e.s." found in the commodity listing mean "not elsewhere specified".

All volume data are presented in tons of 2,000 pounds.

It should be noted that due to corrections made throughout the year, statistics contained in this publication may differ from that released as preliminary data in the monthly *Shipping Statistics*.

### STATISTICAL ANALYSIS

The trend toward the use of larger ships has meant fewer vessels entering and leaving Canadian ports, however, the volume of goods carried to and from foreign countries has increased to 177,476,352 tons in 1972. This represents a 6.6% increase. The number of ships entering and leaving in 1972 declined to 49,738 from the previous year's total of 50,239, a decline of approximately 1%. Registered net tonnage rose from 228,561,035 in 1971 to 243,375,998.

#### Loadings

Cargo loaded for abroad increased from 105,697,016 tons in 1971 to 109,115,679 tons in 1972, reflecting an increase in each of the three regions—Atlantic, Great Lakes, and Pacific.

Strikes in the shipping industry did not occur in 1972, as they did in 1971, which may account for a part of the increase in cargo loaded, particularly on the West Coast where the strike began in 1971. Offsetting the shipping strike of 1971 was the 1972 iron ore strike in Quebec and Labrador which occurred from mid-June through September 13. International iron ore shipments in 1971 totaled 35,892,296 tons, whereas in 1972, 31,520,962 tons were shipped. The significant decrease was, of course, in the east (30,068,070 tons reduced to 26,213,304 tons). This decline in the production of basic iron ore was reflected (except for pig iron) in varying degrees throughout the iron and steel industry. (See table page viii.)

Record bituminous coal shipments of 8,318,573 tons constituted a 36.6% rise compared to 1971 shipments and a 123.8% rise compared to 1970 shipments. If the 1972 figure is compared to that of 1962 for bituminous coal shipments (628,385 tons) the increase is even more noteworthy.

d'un bateau à Vancouver, par exemple, et rechargés à bord d'un autre navire figurent comme chargements et déchargements à ce port.

Pour le commerce international, les données publiées ne représentent pas les exportations et les importations parce qu'elles comprennent les marchandises transbordées. (On ne doit pas confondre ce terme avec marchandises en transit qui ne sont ni chargées ni déchargées et par ce fait même ne sont pas rapportées.)

Les lettres "n.d.a." dans la liste de marchandises, signifient "non dénommé ailleurs".

Toutes les données sur le volume sont représentées en tonnes de 2,000 livres.

On voudra bien remarquer qu'à cause de corrections effectuées tout au long de l'année, les statistiques que renferme la présente publication peuvent différer de celles qui ont été publiées provisoirement dans la publication mensuelle *Shipping Statistics*.

### ANALYSE STATISTIQUE

La tendance à l'utilisation de navires plus grands s'est traduite par une diminution du trafic passant par les ports canadiens, bien que le volume des marchandises à destination et en provenance de l'étranger soit passé à 177,476,352 tonnes en 1972, ce qui représente une augmentation de 6.6%. Le nombre de navires passant par les ports canadiens en 1972 est tombé à 49,738 contre 50,239 l'année précédente, soit une baisse d'environ 1%. La jauge nette au registre est passée de 228,561,035 tonnes en 1971 à 243,375,998 tonnes.

#### Chargements

Le volume des marchandises chargées à destination de l'étranger est passé de 105,697,016 tonnes en 1971 à 109,115,679 tonnes en 1972 en raison de l'augmentation enregistrée dans les régions de l'Atlantique, des Grands Lacs et du Pacifique.

Aucune grève n'est survenue dans l'industrie des transports en 1972, contrairement à ce qui s'était produit en 1971, ce qui explique en partie l'augmentation du volume des marchandises chargées, particulièrement sur la côte ouest où la grève avait commencé en 1971. La grève des débardeurs de 1971 a toutefois eu son équivalent en 1972 avec la grève de l'industrie du minerai de fer qui a commencé à la mi-juin au Québec et au Labrador et s'est prolongée jusqu'au 13 septembre. En 1972, les livraisons internationales de minerai de fer sont tombées à 31,520,962 tonnes contre 35,892,296 tonnes en 1971. La baisse la plus importante est évidemment survenue dans l'est (26,213,304 tonnes contre 30,068,070 tonnes en 1971). Cette baisse dans la production du minerai de fer de base s'est reflétée à des degrés variables dans toute l'industrie du fer et de l'acier (sauf dans celle de la fonte en gueuse). (Voir le tableau à la page viii.)

Les livraisons de charbon bitumineux ont atteint le chiffre record de 8,318,573 tonnes, soit une hausse de 36.6% par rapport aux livraisons de 1971 et une hausse de 123.8% par rapport à celles de 1970. L'augmentation est encore plus remarquable si l'on compare le chiffre des livraisons de charbon bitumineux de 1972 à celui de 1962 qui était de 628,385 tonnes.

Commodity -- Marchandise		Atlantic	Great Lakes	Pacific	Total
		Atlantique	Grands Lacs	Pacifique	
		tonnage			
Primary iron, steel, n.e.s.— Fer, acier primaire, n.d.a.	1971	78,912	38,030	1	116,943
	1972	11,102	1,778	—	12,880
Plate and sheet steel — Tôles, feuilles d'acier	1971	104,629	100,580	2,010	207,219
	1972	46,641	212,015	7,162	265,818
Structural shapes — Profiles de construc- tion	1971	21,444	17,127	13,510	52,081
	1972	10,036	19,140	9,571	38,747

Fuel oil has shown a similarly significant increase. Although larger amounts were loaded last year, 6,928,559 tons as compared to this year's 5,659,272 tons, this year's total shows a 379% increase over 1970.

Canada exported 635,745 tons of barley by water in 1962, 4,195,791 tons in 1971 and 5,023,624 tons this year. A review of shipments of wheat since 1962 shows that the 1972 wheat exports (15,648,414 tons) were surpassed only in 1966 (15,807,704 tons).

Cement, which is tied in with the construction industry, has increased from 246,611 tons exported in 1962 to 915,182 tons in 1971 and 1,332,123 tons in 1972. Pulpwood exports were cut by almost half, from 1,761,893 to 978,201 tons in the last year. This decrease was more evident in the east.

Containerized freight is up 22.7% this year. The volume of exports increased in all of the three regions we list.

The United States imports more goods and commodities from Canada than any other country does. 40.7% (of all water transported exports) or 44,349,745 tons, go to the United States. U.S. imports in 1971 totalled 40,728,091 tons.

Japan, the second largest importer of Canadian goods, received 17,616,081 tons of cargo and the United Kingdom, the third largest importer received 10,135,195 tons. These figures represent only slight increases from last year's totals.

Shipments of iron ore to each of the three countries, the United States, United Kingdom and Japan, were down by at least a million tons in 1972 as compared to the previous year's totals. Japan received 2.4 million more tons of coal this year (5.8 million up to 8.2 million). Shipments of fuel oil to mainland U.S. were up from 1.9 to 5.2 million tons.

Les chargements de mazout ont enregistré une hausse aussi importante. Malgré une baisse des chargements par rapport à l'année dernière (5,659,272 tonnes contre 6,928,559), le total de 1972 représente une augmentation de 379 % par rapport à 1970.

Le Canada a exporté 635,745 tonnes d'orge par voie maritime en 1962, 4,195,791 tonnes en 1971 et 5,023,624 tonnes en 1972. Un examen des livraisons de blé depuis 1962 révèle que les exportations de blé de 1972 (15,648,414 tonnes) n'ont été dépassées que par celles de 1966 (15,807,704 tonnes).

Les exportations de ciment, produit intimement lié à l'industrie de la construction, sont passées de 246,611 en 1962 à 915,182 tonnes en 1971 et 1,332,123 tonnes en 1972. Les exportations de bois à pâte ont baissé de presque la moitié, passant de 1,761,893 tonnes à 978,201 tonnes. La baisse était plus marquée dans l'est.

Le fret en conteneurs a augmenté de 22.7 % en 1972. Le volume des exportations a augmenté dans les trois régions étudiées.

Les États-Unis, qui sont le plus grand acheteur de marchandises et de produits canadiens, ont reçu 40.7 % de toutes les exportations transportées par voie maritime, soit 44,349,745 tonnes contre 40,728,091 tonnes en 1971.

Le Japon, qui se place en seconde position parmi les pays acheteurs de produits canadiens, a reçu 17,616,081 tonnes de marchandises et le Royaume-Uni, qui occupe la troisième place, en a reçu 10,135,195. Ces chiffres ne représentent qu'une légère augmentation par rapport aux chiffres de 1971.

Les livraisons de minerai de fer à destination de chacun de ces trois pays, (États-Unis, Royaume-Uni et Japon) ont accusé une baisse d'au moins un million de tonnes en 1972 par rapport aux livraisons de l'année précédente. Le Japon a reçu 2.4 millions de tonnes de charbon de plus en 1972 que l'année précédente, (8.2 millions de tonnes contre 5.8 millions). Les livraisons de mazout à destination de la partie continentale des États-Unis sont passées de 1.9 millions de tonnes à 5.2 millions de tonnes.

Fuel oil and area of U.S. receiving shipment Mazout et région de destination aux É.-U.	Year - Année	
	1971	1972
	tonnage	
Fuel oil - Mazout:		
Pacific - Pacifique .....	6,744	22,709
Great Lakes - Grands Lacs .....	676,817	1,358,495
Atlantic - Atlantique .....	1,216,724	3,835,586
Total:		
Mainland U.S. - Partie continentale des É.-U. ....	1,900,285	5,216,790

**Unloadings**

The volume of incoming tonnage rose 12.3% to 68,360,673 tons from 60,857,110 tons, all areas showing an increase.

The amount of crude petroleum imported increased by 50.9% from 12,640,074 to 19,077,985 tons, 18,979,679 tons arriving at Eastern Canadian ports.

**Déchargements**

Le volume des arrivages a augmenté de 12.3 % en 1972, passant de 60,857,110 tonnes à 68,360,673 tonnes. Toutes les régions ont enregistré une hausse.

Les importations de pétrole brut ont augmenté de 50.9 %, passant de 12,640,074 à 19,077,985 tonnes, dont 18,979,679 tonnes ont été déchargées dans les ports canadiens de l'est.

Crude petroleum unloaded at Eastern Canadian ports from foreign countries Pétrole brut de pays étrangers déchargé dans les ports Canadiens de l'est	Year - Année	
	1971	1972
	tonnage	
Foreign countries - Pays étrangers:		
Venezuela - Vénézuéla .....	6,318,829	7,681,644
Iran .....	2,664,941	4,082,942
Kuwait - Koweït .....	63,365	345,472
Libya - Libye .....	455,632	1,326,543
Saudi Arabia - Arabie saoudite .....	1,393,623	2,616,205
Angola .....	1,127,283	2,404,888

Containerized freight imports (exports mentioned previously) were up from 1,228,234 tons carried by this mode of transport in 1971 to 1,980,576 tons.

Bituminous coal imports were up by approximately 1 million tons, this increase occurring at the Great Lakes ports. The amounts of our other large imports, fuel oil, alumina and bauxite ores, iron ore, and phosphate rock did not change significantly.

Les importations de marchandises en conteneurs (les exportations ont été mentionnées précédemment) sont passées de 1,228,234 tonnes de marchandises transportées par ce moyen en 1971 à 1,980,576 tonnes en 1972.

Les importations de charbon bitumineux ont augmenté d'environ un million de tonnes. Cette hausse est survenue dans les ports des Grands Lacs. Le volume des autres principales importations, c'est-à-dire le mazout, le minerai d'aluminium et le bauxite, le minerai de fer et les roches phosphatées n'a pas enregistré de changement important.

**Vessels**

Canadian-registered vessels transported 45,478,379 tons or 25.6% of the nation's foreign cargoes in 1972. The comparative 1971 figure was 44,135,460 tons or 26.4%. Liberian vessels handled 34,330,141 tons or 19.3% (16.6% in 1971) and Norwegian vessels 17,959,275 tons or 10.1% (9.1% in 1971).

Vessels of United Kingdom registry transported less cargo than the previous year, 16,523,100 tons as compared to 17,279,272 tons, but more than 1970, which showed a decline to 14,000,411 tons. The percentages of our nation's foreign cargoes carried by United Kingdom vessels for the following years are: 1969 - 9.5%; 1970 - 8.5%; 1971 - 10.4%; and 1972 - 9.3%.

**Navires**

En 1972, les navires immatriculés au Canada ont transporté 45,478,379 tonnes du fret à destination ou en provenance du pays, soit 25.6 % du total. Le chiffre correspondant pour 1971 était de 44,135,560 tonnes ou 26.4 % du total. Les navires libériens ont transporté 34,330,141 tonnes ou 19.3 % du total (contre 16.6 % en 1971) et les navires norvégiens 17,959,275 tonnes ou 10.1 % du total (9.1 % en 1971).

Les navires immatriculés au Royaume-Uni ont transporté moins de marchandises que l'année précédente (16,523,100 tonnes contre 17,279,272) mais plus qu'en 1970, où le volume des marchandises était tombé à 14,000,411 tonnes. Les pourcentages du fret à destination ou en provenance du Canada transporté par des navires immatriculés au Royaume-Uni s'établissent comme suit pour les années suivantes: 1969 - 9.5%; 1970 - 8.5 %; 1971 - 10.4 %; et 1972 - 9.3 %.

Alphabetic Listing of Countries and Summary of Tonnage Loaded and Unloaded<sup>1</sup>

Country	Loaded at Canadian ports		Unloaded at Canadian ports		Total
	Tonnage	See page	Tonnage	See page	
Aden .....	2,439	36	31,263	170	33,702
Albania .....	64,955	34	—	—	64,955
Algeria .....	321,731	49	31,504	176	353,235
Angola .....	1,824	49	2,441,150	176	2,442,974
Argentina .....	174,386	86	160,285	206	334,671
Australia .....	970,004	79	834,567	204	1,804,571
Austria .....	—	—	—	—	—
Bahamas .....	109,048	98	514,567	211	623,615
Bahrein .....	144	36	—	—	144
Barbados .....	32,807	103	6,597	212	39,404
Belgium and Luxemburg .....	2,015,251	9	1,026,512	142	3,041,763
Bermuda .....	21,040	100	45,188	211	66,228
Bolivia .....	594	86	—	—	594
Brazil .....	740,452	88	153,904	208	894,356
British Africa, n.e.s. ....	6,351	48	785	176	7,136
British Honduras .....	2,994	101	12,257	211	15,251
British Oceania, n.e.s. ....	934	82	16	205	950
Bulgaria .....	3,367	34	—	—	3,367
Burma .....	8,280	64	—	—	8,280
Cameroun Republic .....	2,212	49	549	176	2,761
Ceylon .....	41,015	55	29,861	179	70,876
Chile .....	65,446	89	3,851	209	69,297
China, Communist .....	4,527,480	64	6,402	187	4,533,882
Columbia .....	99,070	90	39,599	209	138,669
Congo-Kinshasa .....	907	50	10,570	176	11,477
Costa Rica .....	45,557	112	899	214	46,456
Cuba .....	643,613	112	35,485	214	679,098
Cyprus .....	28,071	36	6,810	170	34,881
Dahomey .....	3,195	50	—	—	3,195
Denmark .....	58,626	10	8,729	143	67,355
Dominican Republic .....	22,599	114	40,537	214	63,136
Ecuador .....	21,252	91	4,936	210	26,188
El Salvador .....	17,543	114	1,205	214	18,748
Ethiopia .....	—	—	34	170	34
Fiji .....	1,287	80	39,782	204	41,069
Finland .....	43,602	11	19,947	144	63,549
France .....	1,101,211	13	126,425	147	1,227,636
French Africa, n.e.s. ....	38	50	69,175	177	69,213
French Oceania .....	367	82	—	—	367
French W. Indies .....	58	114	—	—	58
Gabon Republic .....	212	50	185	177	397
Gambia .....	1,005	42	—	—	1,005
Germany, East .....	3,735	34	—	—	3,735
Germany, Federal Rep. ....	2,053,097	17	299,688	151	2,352,785
Ghana .....	70,173	42	232,149	173	302,322
Gibraltar .....	—	—	66,744	138	66,744
Greece .....	61,881	19	203,724	152	265,605
Greenland .....	9,143	123	11	217	9,154
Guatemala .....	14,839	115	1,399	214	16,238
Guinea .....	676	50	—	—	676
Guyana .....	11,929	84	14,170	205	26,099
Hong Kong .....	76,602	58	53,590	182	130,192
Iceland .....	6,137	19	164	152	6,301
India .....	799,504	59	70,543	183	870,047
Indonesia .....	93,731	65	152,556	187	246,287
Iran .....	66,930	37	4,083,721	170	4,150,651
Iraq .....	57,314	37	183	170	57,497
Ireland .....	162,709	20	14,937	152	177,646
Israel .....	178,987	38	16,711	171	195,698
Italy .....	4,110,003	23	138,166	156	4,248,169
Ivory Coast .....	12,469	51	8,820	177	21,289
Jamaica .....	120,501	107	230,523	213	351,024
Japan .....	17,616,081	70	1,184,821	194	18,800,902
Jordan .....	1,829	38	—	—	1,829
Kenya .....	8,246	43	12,542	173	20,788
Korea, North .....	35,011	70	—	—	35,011
Korea, South .....	374,378	71	13,360	196	387,738
Kuwait .....	1,496	39	345,472	171	346,968
Lebanon .....	136,774	40	72,436	172	209,210
Leeward and Windward Islands .....	28,784	109	139,411	213	168,195
Liberia .....	6,410	52	251,218	177	257,628
Libya .....	61,322	40	1,373,998	172	1,435,320

<sup>1</sup> Voir la liste française à la page XII.

Alphabetic Listing of Countries and Summary of Tonnage Loaded and Unloaded<sup>1</sup> - Concluded

Country	Loaded at Canadian ports		Unloaded at Canadian ports		Total
	Tonnage	See page	Tonnage	See page	
Malagasy Republic .....	698	52	-	-	698
Malaysia .....	81,771	61	166,848	184	248,619
Malta and Gozo .....	23,035	6	-	-	23,035
Mauritius and Dependencies .....	3,170	43	140,022	173	143,192
Mexico .....	178,521	117	520,926	215	699,447
Morocco .....	50,268	52	617	177	50,885
Mozambique .....	54,376	53	87,732	178	142,108
Netherlands .....	5,705,208	28	317,028	159	6,022,236
Netherlands Antilles .....	1,006	118	2,066,209	216	2,067,215
New Zealand .....	295,778	81	38,094	205	333,872
Nicaragua .....	17,620	118	762	216	18,382
Nigeria .....	124,793	44	33,036	174	157,829
Norway .....	180,244	29	42,080	161	222,324
Pakistan .....	481,840	62	11,344	185	493,184
Panama .....	22,880	120	83,368	216	106,248
Peru .....	255,325	93	2,421	210	257,746
Philippines .....	231,734	73	44,930	197	276,664
Poland .....	467,594	34	103,026	168	570,620
Portugal .....	87,460	29	34,183	163	121,643
Portuguese Africa, n.e.s. ....	1,632	53	48,570	178	50,202
Puerto Rico .....	346,336	121	111,061	216	457,397
Qatar .....	-	-	1,151	170	1,151
Republic of Haiti .....	55,688	116	3,621	214	59,309
Republic of Honduras .....	14,623	116	10,512	215	25,135
Republic of South Africa .....	149,421	48	400,807	175	550,228
Romania .....	140,026	35	64,860	168	204,886
St. Pierre and Miquelon .....	83,850	124	483	217	84,333
Saudi Arabia .....	8,972	40	2,631,681	172	2,640,653
Senegal .....	6,204	54	343	178	6,547
Sierra Leone .....	97	48	281,014	175	281,111
Singapore .....	83,965	63	90,733	187	174,698
Somalia .....	1,063	40	700	172	1,763
Spain .....	1,301,767	32	59,293	166	1,361,060
Spanish Africa .....	1,545	54	-	-	1,545
Sudan .....	7,103	41	-	-	7,103
Surinam .....	330	93	249,275	210	249,605
Sweden .....	212,963	34	237,741	167	450,704
Syria .....	130,807	41	2,021	172	132,828
Taiwan .....	352,583	74	143,524	200	496,107
Tanzania .....	1,490	48	6,433	176	7,923
Thailand .....	75,646	75	6,061	201	81,707
Togo .....	4,607	54	-	-	4,607
Trinidad and Tobago .....	67,190	111	2,072,914	214	2,140,104
Trucial States .....	30,012	37	-	-	30,012
Tunisia .....	112,262	54	4,000	178	116,262
Turkey .....	59,070	41	6,123	172	65,193
Uganda .....	-	-	-	-	-
U.S.S.R. ....	5,342,043	35,76	50,655	169,201	5,392,698
U.A.R. - Egypt .....	49,585	42	-	-	49,585
United Kingdom .....	10,135,195	6	1,393,559	138	11,528,754
United States .....	44,349,745	132	31,355,568	224	75,705,313
United States Oceania .....	370	82	-	-	370
United States, Virgin Islands .....	3,363	121	132,133	217	135,496
Uruguay .....	22,555	93	620	210	23,175
Venezuela .....	216,771	96	10,608,540	211	10,825,311
Viet-Nam, North .....	-	-	-	-	-
Viet-Nam, South .....	6,480	76	2	201	6,482
Yugoslavia .....	95,341	36	9,416	170	104,757
<b>Totals .....</b>	<b>109,115,679</b>		<b>68,360,673</b>		<b>177,476,352</b>

<sup>1</sup> Voir la liste française à la page XII.

Liste alphabétique des pays et sommaire des chargements et déchargements en tonnes<sup>1</sup>

Pays	Marchandises chargées dans les ports canadiens		Marchandises déchargées dans les ports canadiens		Total
	Tonnage	Voir la page	Tonnage	Voir la page	
Aden .....	2,439	36	31,263	170	33,702
Afrique britannique .....	6,351	48	785	176	7,136
Afrique espagnole .....	1,545	54	—	—	1,545
Afrique française, n.d.a. ....	38	50	69,175	177	69,213
Afrique portugaise, n.d.a. ....	1,632	53	48,570	178	50,202
Albanie .....	64,955	34	—	—	64,955
Algérie .....	321,731	49	31,504	176	353,235
Allemagne orientale .....	3,735	34	—	—	3,735
Angola .....	1,824	49	2,441,150	176	2,442,974
Antilles françaises .....	58	114	—	—	58
Antilles néerlandaises .....	1,006	118	2,066,209	216	2,067,215
Arabie Saoudite .....	8,972	40	2,631,681	172	2,640,653
Argentine .....	174,386	86	160,285	206	334,671
Asie portugaise .....	—	—	—	—	—
Australie .....	970,004	79	834,567	204	1,804,571
Autriche .....	—	—	—	—	—
Bahrein .....	144	36	—	—	144
Barbade .....	32,807	103	6,597	212	39,404
Belgique et Luxembourg .....	2,015,251	9	1,026,512	142	3,041,763
Bermudes .....	21,040	100	45,188	211	66,228
Birmanie .....	8,280	64	—	—	8,280
Bolivie .....	594	86	—	—	594
Brsil .....	740,452	88	153,904	208	894,356
Bulgarie .....	3,367	34	—	—	3,367
Ceylan .....	41,015	55	29,861	179	70,876
Chili .....	65,446	89	3,851	209	69,297
Chypre .....	28,071	36	6,810	170	34,881
Colombie .....	99,070	90	39,599	209	138,669
Congo-Kinshasa .....	907	50	10,570	176	11,477
Corée du Nord .....	35,011	70	—	—	35,011
Corée du Sud .....	374,378	71	13,360	196	387,738
Costa-Rica .....	45,557	112	899	214	46,456
Côte d'Ivoire .....	12,469	51	8,820	177	21,289
Cuba .....	643,613	112	35,485	214	679,098
Dahomey .....	3,195	50	—	—	3,195
Danemark .....	58,626	10	8,729	143	67,355
Equateur .....	21,252	91	4,936	210	26,188
Espagne .....	1,301,767	32	59,293	166	1,361,060
États sous régime de Traité .....	30,012	37	—	—	30,012
États-Unis .....	44,349,745	132	31,355,568	224	75,705,313
Éthiopie .....	—	—	34	170	34
Fidji .....	1,287	80	39,782	204	41,069
Finlande .....	43,602	11	19,947	144	63,549
France .....	1,101,211	13	126,425	147	1,227,636
Gambie .....	1,005	42	—	—	1,005
Ghana .....	70,173	42	232,149	173	302,322
Gibraltar .....	—	—	66,744	138	66,744
Grèce .....	61,881	19	203,724	152	265,605
Groenland .....	9,143	123	11	217	9,154
Guatemala .....	14,839	115	1,399	214	16,238
Guinée .....	676	50	—	—	676
Guyane .....	11,929	84	14,170	205	26,099
Honduras britannique .....	2,994	101	12,257	211	15,251
Hong-Kong .....	76,602	58	53,590	182	130,192
Îles Bahamas .....	109,048	98	514,567	211	623,615
Îles sous-le-Vent et du Vent .....	28,784	109	139,411	213	168,195
Îles Vierges (États-Unis) .....	3,363	121	132,133	217	135,496
Inde .....	799,504	59	70,543	183	870,047
Indonésie .....	93,731	65	152,556	187	246,287
Irak .....	57,314	37	183	170	57,497
Iran .....	66,930	37	4,083,721	170	4,150,651
Irlande .....	162,709	20	14,937	152	177,646
Islande .....	6,137	19	164	152	6,301
Israël .....	178,987	38	16,711	171	195,698
Italie .....	4,110,003	23	138,166	156	4,248,169
Jamaïque .....	120,501	107	230,523	213	351,024
Japon .....	17,616,081	70	1,184,821	194	18,800,902
Jordanie .....	1,829	38	—	—	1,829
Kenya .....	8,246	43	12,542	173	20,788
Koweït .....	1,496	39	345,472	171	346,968
Liban .....	136,774	40	72,436	172	209,210
Libéria .....	6,410	52	251,218	177	257,628
Libye .....	61,322	40	1,373,998	172	1,435,320

<sup>1</sup> See English listing page X.

Liste alphabétique des pays et sommaire des chargements et déchargements en tonnes<sup>1</sup> - fin

Pays	Marchandises chargées dans les ports canadiens		Marchandises déchargées dans les ports canadiens		Total
	Tonnage	Voir la page	Tonnage	Voir la page	
Malaisie .....	81,771	61	166,848	184	248,619
Malte et Gozzo .....	23,035	6	—	—	23,035
Maroc .....	50,268	52	617	177	50,885
Maurice (île) et dépendances .....	3,170	43	140,022	173	143,192
Mexique .....	178,521	117	520,926	215	699,447
Mozambique .....	54,376	53	87,732	178	142,108
Nicaragua .....	17,620	118	762	216	18,382
Nigéria .....	124,793	44	33,036	174	157,829
Norvège .....	180,244	29	42,080	161	222,324
Nouvelle-Zélande .....	295,778	81	38,094	205	333,872
Océanie britannique, n.d.a. ....	934	82	16	205	950
Océanie des États-Unis .....	370	82	—	—	370
Océanie française .....	367	82	—	—	367
Pakistan .....	481,840	62	11,344	185	493,184
Panama .....	22,880	120	83,368	216	106,248
Pays-Bas .....	5,705,208	28	317,028	159	6,022,236
Pérou .....	255,325	93	2,421	210	257,746
Philippines .....	231,734	73	44,930	197	276,664
Pologne .....	467,594	34	103,026	168	570,620
Porto-Rico .....	346,336	121	111,061	216	457,397
Portugal .....	87,460	29	34,183	163	121,643
Qatar .....	—	—	1,151	170	1,151
République arabe Unie-Égypte .....	49,585	42	—	—	49,585
République d'Haïti .....	55,688	116	3,621	214	59,309
République d'Honduras .....	14,623	116	10,512	215	25,135
République de Gabon .....	212	50	185	177	397
République Dominicaine .....	22,599	114	40,537	214	63,136
République du Cameroun .....	2,212	49	549	176	2,761
République fédérale d'Allemagne .....	2,053,097	17	299,688	151	2,352,785
République Malgache .....	698	52	—	—	698
République populaire de Chine .....	4,527,480	64	6,402	187	4,533,882
République sud-africaine .....	149,421	48	400,807	175	550,228
Roumanie .....	140,026	35	64,860	168	204,886
Royaume-Uni .....	10,135,195	6	1,393,559	138	11,528,754
Saint-Pierre et Miquelon .....	83,850	124	483	217	84,333
Salvador .....	17,543	114	1,205	214	18,748
Sénégal .....	6,204	54	343	178	6,547
Sierra Leone .....	97	48	281,014	175	281,111
Singapour .....	83,965	63	90,733	187	174,698
Somalie .....	1,063	40	700	172	1,763
Soudan .....	7,103	41	—	—	7,103
Suède .....	212,963	34	237,741	167	450,704
Surinam .....	330	93	249,275	210	249,605
Syrie .....	130,807	41	2,021	172	132,828
Taiwan .....	352,583	74	143,524	200	496,107
Tanzanie .....	1,490	48	6,433	176	7,923
Thaïlande .....	75,646	75	6,061	201	81,707
Togo .....	4,607	54	—	—	4,607
Trinidad et Tobago .....	67,190	111	2,072,914	214	2,140,104
Tunisie .....	112,262	54	4,000	178	116,262
Turquie .....	59,070	41	6,123	172	65,193
Union des républiques socialistes soviétiques .....	5,342,043	35.76	50,655	169,201	5,392,698
Uruguay .....	22,555	93	620	210	23,175
Vénézuela .....	216,771	96	10,608,540	211	10,825,311
Viet-Nam du Nord .....	—	—	—	—	—
Viet-Nam du Sud .....	6,480	76	2	201	6,482
Yugoslavie .....	95,341	36	9,416	170	104,757
<b>Total .....</b>	<b>109,115,679</b>		<b>68,360,673</b>		<b>177,476,352</b>

<sup>1</sup> See English listing page X.





TABLE 1. CARGOES LOADED AT CANADIAN PORTS FOR FOREIGN COUNTRIES.

TABLEAU 1. MARCHANDISES CHARGÉES DANS LES PORTS CANADIENS A DESTINATION DE PAYS ÉTRANGERS.

COUNTRY OF DESTINATION AND KIND OF CARGO	REGISTRY OF VESSEL	ATLANTIC ATLANTIQUE	GREAT LAKES GRANDS LACS	PACIFIC PACIFIQUE	TOTAL TOTAL	IMMATRIC. DU NAVIRE	PAYS DE DESTINATION ET MARCHANDISE
UNITED KINGDOM							ROYAUME-UNI
MEAT, FRESH OR FROZEN	U K	76			76	R U	VIANDE, FRAICHE / CONG.
	GER	404	551		955	ALL	
	GREEK		91		91	GRECQ	
	SWEDN			63	63	SUEDE	
	OTHER		9	34	43	AUTRE	
COMMODITY TOTAL		480	651	97	1,228		TOTAL DE MARCHANDISE
MEAT AND MEAT PREP. NES	GER		101		101	ALL	VIANDES ET PREP. NOA
	SWEDN			26	26	SUEDE	
COMMODITY TOTAL			101	26	127		TOTAL DE MARCHANDISE
FISH, FRESH OR FROZEN	U K	156		121	277	R U	POISSON, FRAIS OU CONG.
	DENMK	298			298	DANMK	
	GER	23		24	47	ALL	
	NETH	36			36	P. BAS	
	NORW	1,160			1,160	NORV	
	SWEDN			787	787	SUEDE	
	OTHER	36		5	41	AUTRE	
COMMODITY TOTAL		1,709		937	2,646		TOTAL DE MARCHANDISE
FISH, CANNED	U K			49	49	R U	POISSON EN BOITES
	GER			2	2	ALL	
	SWEDN			28	28	SUEDE	
	OTHER			8	8	AUTRE	
COMMODITY TOTAL				87	87		TOTAL DE MARCHANDISE
LOBSTER	U K	50			50	R U	HOMARD
	GER		1		1	ALL	
COMMODITY TOTAL		50	1		51		TOTAL DE MARCHANDISE
SHELL FISH, NES	U K	13		1	14	R U	MOLLUSQUES CRUST., NDA
	DENMK	1,500			1,500	DANMK	
	GER	1			1	ALL	
	NETH	350			350	P. BAS	
	NORW	208			208	NORV	
COMMODITY TOTAL		2,072		1	2,073		TOTAL DE MARCHANDISE
DAIRY PROD., EGGS, HONEY	U K			2	2	R U	PROD. LAIT., OEUFs, MIEL
	GER	4			4	ALL	
COMMODITY TOTAL		4		2	6		TOTAL DE MARCHANDISE
BARLEY	U K	61,369	5,745		67,114	R U	ORGE
	GREEK	44,767			44,767	GRECQ	
	ITALY	53,937			53,937	ITAL	
	NETH	30,353			30,353	P. BAS	
	NORW	49,718	13,757		63,475	NORV	
	SWEDN	49,725			49,725	SUEDE	
	LIBER	98,308	38,158		136,466	LIBER	
	PANAM	34,173			34,173	PANAM	
	OTHER	81,040		8,064	89,104	AUTRE	
COMMODITY TOTAL		503,390	57,660	8,064	569,114		TOTAL DE MARCHANDISE
CORN	U K	6,618			6,618	R U	MAIS
	DENMK	4,990			4,990	DANMK	
	GER	9,018			9,018	ALL	
	NETH	9,070			9,070	P. BAS	
	NORW	6,468			6,468	NORV	
	LIBER	3,165			3,165	LIBER	
	OTHER	5,757			5,757	AUTRE	
COMMODITY TOTAL		45,086			45,086		TOTAL DE MARCHANDISE
OATS	GREEK	746			746	GRECQ	AVOINE
	LIBER		560		560	LIBER	
	PANAM		1,120		1,120	PANAM	
COMMODITY TOTAL		746	1,680		2,426		TOTAL DE MARCHANDISE
RYE	U K		817		817	R U	SEIGLE
	GREEK		1,120		1,120	GRECQ	
	ITALY	3,414	1,595		5,009	ITAL	
	NETH		560		560	P. BAS	
	SWEDN		2,997		2,997	SUEDE	
	LIBER		14,016	2,660	16,676	LIBER	
	PANAM		2,540		2,540	PANAM	
	OTHER			140	140	AUTRE	
COMMODITY TOTAL		3,414	23,645	2,800	29,859		TOTAL DE MARCHANDISE
WHEAT	U K	210,926	21,632		232,558	R U	BLE
	DENMK	8,445			8,445	DANMK	
	GER	155,541			155,541	ALL	
	GREEK	86,804			86,804	GRECQ	
	ITALY	220,657			220,657	ITAL	
	NETH	21,070			21,070	P. BAS	
	NORW	149,077			149,077	NORV	
	SWEDN	96,758			96,758	SUEDE	
	LIBER	225,814	19,712	7,644	253,170	LIBER	
	PANAM	12,881	2,882		15,763	PANAM	
	OTHER	200,796		4,536	205,332	AUTRE	
COMMODITY TOTAL		1,388,769	44,226	12,180	1,445,175		TOTAL DE MARCHANDISE
MALT AND MALT FLOUR	LIBER		3,360		3,360	LIBER	MALT ET FARINE DE MALT
	PANAM		2,576		2,576	PANAM	
COMMODITY TOTAL			5,936		5,936		TOTAL DE MARCHANDISE
WHEAT FLOUR	GER	38			38	ALL	FARINE DE BLE
BAKERY PROD., INC. FROZEN	U K	1			1	R U	PRD. BOUL., PRD. CONG.
APPLES	U K	1,427			1,427	R U	POMMES
	SWEDN			95	95	SUEDE	
COMMODITY TOTAL		1,427		95	1,522		TOTAL DE MARCHANDISE
FRESH FRUITS, BERRIES	SWEDN			36	36	SUEDE	FRUITS, BAIES FRAIS

TABLE 1. CARGOES LOADED AT CANADIAN PORTS FOR FOREIGN COUNTRIES.

TABLEAU 1. MARCHANDISES CHARGÉES DANS LES PORTS CANADIENS A DESTINATION DE PAYS ÉTRANGERS.

COUNTRY OF DESTINATION AND KIND OF CARGO	REGISTRY OF VESSEL	ATLANTIC ATLANTIQUE	GREAT LAKES GRANDS LACS	PACIFIC PACIFIQUE	TOTAL TOTAL	IMMATIC. DU NAVIRE	PAYS DE DESTINATION ET MARCHANDISE
UNITED KINGDOM CONT. NUTS, EXC. OIL NUTS NES	U K		3		3	R U	ROYAUME-UNI SUITE
VEGETABLES, FRESH	U K	565	24		589	R U	NOIX, SAUF OLEAG. NDA
	GER	562			562	ALL	LEGUMES, FRAIS
COMMODITY TOTAL		1,127	24		1,151		TOTAL DE MARCHANDISE
VEGETABLES, FROZEN	U K	139			139	R U	LEGUMES, CONGÉLÉS
	NETH	552			552	P.BAS	
	SWEDN			47	47	SUEDE	
	OTHER	475			475	AUTRE	
COMMODITY TOTAL		1,166			1,213		TOTAL DE MARCHANDISE
VEGETABLES, DRIED	U K				19	R U	LEGUMES, SECS
	SWEDN				19	SUEDE	
COMMODITY TOTAL					38		TOTAL DE MARCHANDISE
VEGETABLE PREP. NES	U K	3			3	R U	PREP. DE LEGUMES NDA
	GER	11			47	ALL	
	SWEDN			36	17	SUEDE	
COMMODITY TOTAL		14		53	67		TOTAL DE MARCHANDISE
SYRUP	GER	36			36	ALL	SIROP
SAUSAGE SKINS, CASINGS	GER	6			6	ALL	BOYAUX A SAUCISSES
	SWEDN	6			6	SUEDE	
COMMODITY TOTAL		12			12		TOTAL DE MARCHANDISE
MISC. FOOD PREP. NES	U K	57	3		60	R U	DIV. PREP. ALIM. NDA
HULLS, SCREENINGS, CHAFF	GREEK		8,575		8,575	GRECQ	ECOLURES, CRIBLURES, BAL
	NETH		11,003		11,003	P.BAS	
	NORW		10,249		10,249	NORV	
	LIBER		18,242		18,242	LIBER	
COMMODITY TOTAL			48,069		48,069		TOTAL DE MARCHANDISE
GROUND CEREALS NES	GREEK		1,665		1,665	GRECQ	CÉRÉALES MOULUES NDA
SOYA. OIL MEAL, CAKE	U K		11,215		11,215	R U	FARINE TOURT. GR. SOYA
	GER		14,249		14,249	ALL	
	GREEK		6,336		6,336	GRECQ	
	NORW		6,583		6,583	NORV	
	OTHER		30,539		30,539	AUTRE	
COMMODITY TOTAL			68,922		68,922		TOTAL DE MARCHANDISE
OIL SEED MEAL, CAKE NES	U K		2,105		2,105	R U	FAR. TOURT. OLEAG. NDA
	GREEK		4,103		4,103	GRECQ	
	NETH		532		532	P.BAS	
	LIBER		3,138		3,138	LIBER	
	OTHER		1,900		1,900	AUTRE	
COMMODITY TOTAL			11,778		11,778		TOTAL DE MARCHANDISE
FEEDS, VEGETABLE ORIGIN	GREEK		547		547	GRECQ	PROV. D'ORIGINE VÉGÉTALE
FEEDS OF ANIMAL ORIGIN	U K	1,750			1,750	R U	PROV. D'ORIGINE ANIMALE
	DENMK	1,200			1,200	DANMK	
	GER	565			565	ALL	
	PANAM	1,738			1,738	PANAM	
COMMODITY TOTAL		5,253			5,253		TOTAL DE MARCHANDISE
CONC. COMPLETE FEEDS	U K		21,382		21,382	R U	CONC., PROV. COMPLETES
	GREEK	5,268	20,541	12,488	38,297	GRECQ	
	ITALY		8,081		8,081	ITAL	
	NETH		11,868		11,868	P.BAS	
	NORW		4,530		4,530	NORV	
	SWEDN		11,508		11,508	SUEDE	
	LIBER		25,421	3,463	28,884	LIBER	
	PANAM	3,363	7,451		10,814	PANAM	
	OTHER		9,088	10,428	19,516	AUTRE	
COMMODITY TOTAL		8,631	119,870	26,379	154,880		TOTAL DE MARCHANDISE
DIST. ALCOHOLIC BEV.	GER				17	ALL	BOISS. ALCOOL. DIST.
TOBACCO NES	U K		3,671		3,671	R U	TABACS NDA
	OTHER		1,277		1,277	AUTRE	
COMMODITY TOTAL			4,948		4,948		TOTAL DE MARCHANDISE
RAW HIDES AND SKINS	GER	40	122		162	ALL	PEAUX ET CUIRS BRUT
CRUDE ANIMAL PROD. NES	DENMK	200			200	DANMK	PR. BRUTS ORIG. ANIM. NDA
SEEDS FOR SOWING NES	U K				169	R U	GRAINES DE SEMENCE NDA
	SWEDN				111	SUEDE	
COMMODITY TOTAL					280		TOTAL DE MARCHANDISE
FLAXSEED	OTHER		4,250		4,250	AUTRE	GRAINE DE LIN
RAPESEED	ITALY		1,063		1,063	ITAL	GRAINE DE COLZA
	NORW	4,200			4,200	NORV	
	LIBER	6,405	3,054		9,459	LIBER	
COMMODITY TOTAL		10,605	4,117		14,722		TOTAL DE MARCHANDISE
SOYA BEANS	U K	15,945	13,060		29,005	R U	GRAINE DE SOYA
	GER	3,363			3,363	ALL	
	ITALY	5,000			5,000	ITAL	
	PANAM		7,471		7,471	PANAM	
	OTHER	3,279			3,279	AUTRE	
COMMODITY TOTAL		27,587	20,531		48,118		TOTAL DE MARCHANDISE
NURSERY, GREENHOUSE STOCK	U K	12			12	R U	PROD. PÉPINIÈRE, SERRE
RUBBER, ALLIED GUMS, NAT	GER	394			394	ALL	CAOUTCHOUC GOMMES NAT.
	OTHER	423			423	AUTRE	
COMMODITY TOTAL		817			817		TOTAL DE MARCHANDISE
CRUDE VEG. PROD. NES	U K	56			56	R U	PR. BRUTS ORIG. VÉG. NDA
LOGS	U K			15,902	15,902	R U	BILLES
	OTHER	160			160	AUTRE	
COMMODITY TOTAL		160		15,902	16,062		TOTAL DE MARCHANDISE
PULPWOOD	GER	867			867	ALL	BOIS A PATE
CRUDE WOOD MTL. NES	GER	31			31	ALL	MATIÈRES BOIS BRUT NDA
COPPER ORE AND CONC.	GER	552	664		1,216	ALL	MINÉRAI, CONC. CUIVRE

TABLE 1. CARGOES LOADED AT CANADIAN PORTS FOR FOREIGN COUNTRIES.

TABLEAU 1. MARCHANDISES CHARGÉES DANS LES PORTS CANADIENS A DESTINATION DE PAYS ÉTRANGERS.

COUNTRY OF DESTINATION AND KIND OF CARGO	REGISTRY OF VESSEL	ATLANTIC ATLANTIQUE	GREAT LAKES GRANDS LACS	PACIFIC PACIFIQUE	TOTAL TOTAL	IMMATIC. DU NAVIRE	PAYS DE DESTINATION ET MARCHANDISE
UNITED KINGDOM CONT. IRON ORE AND CONC.	U K	2,129,111			2,129,111	R U	ROYAUME-UNI
	DENMK	84,798			84,798	DANMK	SUITE MINÉRAI, CONC. DE FER
	GREEK	187,540			187,540	GRECQ	
	ITALY	24,195			24,195	ITAL	
	NORW	777,521			777,521	NORV	
	SWEDN	99,917			99,917	SUEDE	
	LIBER	510,823			510,823	LIBER	
	OTHER	119,523			119,523	AUTRE	
COMMODITY TOTAL LEAD ORE AND CONC.		3,933,428			3,933,428		TOTAL DE MARCHANDISE MINÉRAI, CONC. DE PLOMB
	GER			1,500	1,500	ALL	
	NORW	10,204			10,204	NORV	
	OTHER			3,801	3,801	AUTRE	
COMMODITY TOTAL TITANIUM ORE		10,204		5,301	15,505		TOTAL DE MARCHANDISE MINÉRAI DE TITANE
	GREEK	52,248			52,248	GRECQ	
	OTHER	54,720			54,720	AUTRE	
COMMODITY TOTAL ZINC ORE AND CONC.		106,968			106,968		TOTAL DE MARCHANDISE MINÉRAI, CONC. DE ZINC
	U K	5,678			5,678	R U	
	GER			1,761	1,761	ALL	
	NORW	9,913			9,913	NORV	
	OTHER			1,237	1,237	AUTRE	
COMMODITY TOTAL ORES AND CONC.NES		15,591		2,998	18,589		TOTAL DE MARCHANDISE MINÉRAIS ET CONC.NES
	U K			2,305	2,305	R U	
	GER	221			221	ALL	
	NORW		2,797		2,797	NORV	
	SWEDN			50	50	SUEDE	
COMMODITY TOTAL NON-FERROUS MET. SCRAP SLAG, DROSS, BY-PRODUCTS		221	2,797	8,117	11,135		TOTAL DE MARCHANDISE DECHETS METAL, NON FER.
	GER	20			20	ALL	POUS. GUEUL. SCOR. PROD.
	U K	14,560			14,560	R U	
	GER	17,304			17,304	ALL	
	NORW	33,398			33,398	NORV	
COMMODITY TOTAL COAL, BITUMINOUS ASBESTOS		65,262			65,262		TOTAL DE MARCHANDISE CHARBON BITUMINEUX AMIANTE
	U K	10			10	R U	
	GREEK			3,079	3,079	GRECQ	
	NETH			1,161	1,161	P.BAS	
	NORW			1,887	1,887	NORV	
	OTHER			4,225	4,225	AUTRE	
COMMODITY TOTAL CLAY MATERIALS NES SAND AND GRAVEL CRUSHED STONE STONE, CRUDE NES SULPHUR IN ORES		54		10,352	10,352		TOTAL DE MARCHANDISE MATIERES ARGIL. NDA
	GER	624			624	AUTRE	MATIERES ARGIL. NDA
	OTHER						SABLE ET GRAVIERS
	GER		1		1	ALL	PIERRE CONCASSÉE
	U K	6			6	R U	PIERRE BRUTE NDA
	GREEK			17,136	17,136	GRECQ	SOUFRE EN MINÉRAI
	NORW			19,040	19,040	NORV	
COMMODITY TOTAL CRUDE NON-MET. MIN. NES				36,176	36,176		TOTAL DE MARCHANDISE MIN. NON-MET. BRUTS NDA
	U K	3,100	2,791		5,891	R U	
	GER	60			60	ALL	
	OTHER	2,940			2,940	AUTRE	
COMMODITY TOTAL COTTON, TEXTILE WASTE WASTE AND SCRAP NES		6,100	2,791		8,891		TOTAL DE MARCHANDISE DECHETS DE COTON, TEXT. DECHETS ET REBUTS NDA
	GER		2		2	ALL	
	DENMK	331			331	DANMK	
	GER	1,047	10		1,057	ALL	
COMMODITY TOTAL RUBBER FAB. MATERIALS		1,378	10		1,388		TOTAL DE MARCHANDISE DEMI-PROD. CADUTCHOUC
	U K	5			5	R U	
	GER	26			26	ALL	
COMMODITY TOTAL LUMBER AND TIMBER		31			31		TOTAL DE MARCHANDISE BOIS OEUVRE ET CHARP.
	U K	3,557	129	147,927	151,613	R U	
	DENMK			756	756	DANMK	
	GER	8,291	758	5,618	14,667	ALL	
	GREEK			45,731	45,731	GRECQ	
	NORW	11,420		121,804	133,224	NORV	
	SWEDN	136	100	110,166	110,402	SUEDE	
	LIBER			32,774	32,774	LIBER	
	PANAM	60			60	PANAM	
	OTHER	10,783		56,072	66,855	AUTRE	
COMMODITY TOTAL FLOORING		34,247	987	520,848	556,082		TOTAL DE MARCHANDISE LAMES POUR PARQUET
	U K	21	103		124	R U	
	GER	53	10		63	ALL	
	SWEDN		21		21	SUEDE	
	OTHER	2			2	AUTRE	
COMMODITY TOTAL SHINGLES AND SHAKES		76	134		210		TOTAL DE MARCHANDISE BARDEAUX, BARD. FACADE
	U K			16	16	R U	
	GER			9	9	ALL	
	GREEK			2,541	2,541	GRECQ	
	NORW			1,603	1,603	NORV	
	SWEDN			9,989	9,989	SUEDE	
	LIBER			1,839	1,839	LIBER	
	OTHER			50	50	AUTRE	
COMMODITY TOTAL VENEER, PLYWOOD				16,047	16,047		TOTAL DE MARCHANDISE PLACAGES, CONTRE-PLAQ.
	U K	509		14,456	14,965	R U	
	DENMK			662	662	DANMK	
	GER	10		2,611	2,621	ALL	
	GREEK			10,989	10,989	GRECQ	
	NORW			14,110	14,110	NORV	
	SWEDN		16	55,492	55,508	SUEDE	
	LIBER			15,989	15,989	LIBER	

TABLE 1. CARGOES LOADED AT CANADIAN PORTS FOR FOREIGN COUNTRIES.

TABLAU 1. MARCHANDISES CHARGÉES DANS LES PORTS CANADIENS A DESTINATION DE PAYS ÉTRANGERS.

COUNTRY OF DESTINATION AND KIND OF CARGO	REGISTRY OF VESSEL	ATLANTIC ATLANTIQUE	GREAT LAKES GRANDS LACS	PACIFIC PACIFIQUE	TOTAL TOTAL	IMMATIC. OU NAVIRE	PAYS DE DESTINATION ET MARCHANDISE
UNITED KINGDOM CONT.	OTHER			15,648	15,648	AUTRE	ROYAUME-UNI SUITE
COMMODITY TOTAL WOOD FAB.MATERIALS	U K	519	16	129,957	130,492	R U	TOTAL DE MARCHANDISE DEMI-PRODUITS EN BOIS
	SWEDN	20			20	SUEDE	
	OTHER	5,152			5,152	AUTRE	
COMMODITY TOTAL PULP	U K	985			985	R U	TOTAL DE MARCHANDISE PATE
	DENMK	6,157		129,017	213,913	DANMK	
	GER	84,896		1,212	1,212	ALL	
	GREEK	9,562	18,504	9,938	38,004	GRECQ	
	NETH	4,839	5,436	24,376	34,651	P.BAS	
	NORW	10,640	4,425	36,676	51,741	NORV	
	SWEDN			4,827	4,827	SUEDE	
	LIBER		2,074	29,133	31,207	LIBER	
	PANAM	10,396			10,396	PANAM	
	OTHER	19,202	4,437	20,852	44,491	AUTRE	
COMMODITY TOTAL NEWSPRINT PAPER	U K	139,535	34,876	259,338	433,749	R U	TOTAL DE MARCHANDISE PAPIER JOURNAL
	DENMK	130,496		19,835	150,331	DANMK	
	GER	4,145		2,200	6,345	ALL	
	GREEK	93,848			93,848	GRECQ	
	NETH	16,951			16,951	P.BAS	
	NORW	385		1,233	385	NORV	
	SWEDN	90,649			91,882	SUEDE	
	LIBER	58,875		330	58,875	LIBER	
	CAN	42,636			42,966	CAN	
	OTHER	3,297		11,059	3,297	AUTRE	
COMMODITY TOTAL PAPER NES	GER	134,302		34,657	145,361	ALL	TOTAL DE MARCHANDISE PAPIER NDA
	SWEDN	575,584			610,241	SUEDE	
	OTHER	400	3	777	780	AUTRE	
COMMODITY TOTAL PAPERBOARD	U K	7			7	R U	TOTAL DE MARCHANDISE CARTON
	DENMK	407	3	777	1,187	DANMK	
	GER	1,447		23,489	24,936	ALL	
	GREEK	1,963		4,935	6,898	GRECQ	
	NETH	51,902			51,902	P.BAS	
	NORW	3,386		23,529	23,720	NORV	
	SWEDN	611		8,317	8,317	SUEDE	
	LIBER	191		11,252	11,543	LIBER	
	PANAM	291			2,065	PANAM	
	OTHER	2,065		33,548	88,202	AUTRE	
COMMODITY TOTAL BLDG.PAPER AND BOARD	U K	116,510		105,070	221,580	R U	TOTAL DE MARCHANDISE PLAQ.CONSTR.,PAP/CART.
	NORW			1,663	1,663	NORV	
	SWEDN			293	293	SUEDE	
	LIBER			14,855	14,855	LIBER	
	OTHER	550		2,694	550	AUTRE	
COMMODITY TOTAL TEXTILE FAB.MTL NES	GER	550		19,505	20,055	ALL	TOTAL DE MARCHANDISE OUVR.EN MAT.TEXT.NDA
	OTHER	2			2	AUTRE	
COMMODITY TOTAL ANIMAL OILS,EXC.MARINE FISH,MARINE ANIMAL OIL SOYABEAN OIL	NORW	54			54	NORV	TOTAL DE MARCHANDISE HUIL.ANIM.SAUF AN.MAR.
	NORW	25,493	1,228		26,721	NORV	HUIL.DE POISSON,AN.MAR
	U K	2,148			2,148	R U	HUIL.DE SOYA
	NORW	448		30,255	31,033	NORV	
	OTHER	778		11,720	11,720	AUTRE	
COMMODITY TOTAL VEG.OILS,FATS NES	NORW	1,226		41,975	43,201	NORV	TOTAL DE MARCHANDISE HUIL.MAT.GRAS.VEG.NDA
	LIBER	8,748		6,234	14,982	LIBER	
COMMODITY TOTAL OILS,FATS,WAXES NES	U K	1,433		6,234	16,415	R U	TOTAL DE MARCHANDISE HUIL.MAT.GRAS.CIRE NDA
	NORW	10,181			850	NORV	
	LIBER	850		716	5,857	LIBER	
COMMODITY TOTAL METALLIC SALTS INORGANIC CHEMS. NES	GER	1,792			1,792	ALL	TOTAL DE MARCHANDISE SELS METALLIQUES
	U K	1,004		716	7,711	R U	PROD.CHIM.INORG.NDA
	GER	3,646			174	ALL	
	NORW	174		2	196	NORV	
COMMODITY TOTAL GLYCOL ORGANIC CHEMICALS NES	NORW	22,534		4,844	27,574	NORV	TOTAL DE MARCHANDISE GLYCOL
	U K	22,728		4,846	2,133	R U	PROD.CHIM.ORGAN.NDA
	GER			2,133	17	ALL	
	NORW			1	765	NORV	
COMMODITY TOTAL FERTILIZERS NES AGRICULTURAL CHEMICALS SYNTHETIC RUBBER	OTHER	10,400		13,252	23,652	AUTRE	TOTAL DE MARCHANDISE ENGRAIS CHIMIQUE NDA
	OTHER	10,525		13,893	24,434	AUTRE	PROD.CHIM.AGRICOLES
	U K	2,701			2,701	R U	CAOUTCHOUC SYNTHETIQUE
	GER	201			3	ALL	
	NORW	517		1,208	1,725	NORV	
	SWEDN			19,233	19,233	SUEDE	
	OTHER	150		655	655	AUTRE	
COMMODITY TOTAL PLASTIC MATERIALS	GER	868		21,096	21,964	ALL	TOTAL DE MARCHANDISE MATIERES PLASTIQUES
	NORW	137		274	411	NORV	
	OTHER	640		771	1,411	AUTRE	
COMMODITY TOTAL		777		1,045	2		TOTAL DE MARCHANDISE
					2		

TABLE 1. CARGOES LOADED AT CANADIAN PORTS FOR FOREIGN COUNTRIES.

TABLOAU 1. MARCHANDISES CHARGÉES DANS LES PORTS CANADIENS A DESTINATION DE PAYS ÉTRANGERS.

COUNTRY OF ORIGIN AND KIND OF CARGO	REGISTRY OF VESSEL	ATLANTIC ATLANTIQUE	GREAT LAKES GRANDS LACS	PACIFIC PACIFIQUE	TOTAL TOTAL	IMMATIC. DU NAVIRE	PAYS DE DESTINATION ET MARCHANDISE
UNITED KINGDOM CONT. CHEM. SPECIALTIES NES	GER	64	2	2	68	ALL	ROYAUME-UNI
	NDRW		840		840	NORV	SUITE PROD. CHIM. SPECIAUX NDA
	LIBER	996			996	LIBER	
COMMODITY TOTAL		1,060	842	2	1,904		TOTAL DE MARCHANDISE
FUEL OIL	LIBER	57,369			57,369	LIBER	MAZOUT
PETROL-COAL PROD. NES	NDRW		1,050		1,050	NORV	DERIVE PETR. CHARB. NDA
FERRO-ALLOYS	NORW	5,815			5,815	NORV	FERRO-ALLIAGES
	OTHER	5,328			5,328	AUTRE	
COMMODITY TOTAL		11,143			11,143		TOTAL DE MARCHANDISE
PIG IRON	U K	3,360			3,360	R U	FER EN GUEUSE
	NORW	23,352			23,352	NORV	
	LIBER			7,018	7,018	LIBER	
COMMODITY TOTAL		26,712		7,018	33,730		TOTAL DE MARCHANDISE
PRIMARY IRON, STEEL NES	GER	175			175	ALL	FER, ACIER PRIMAIR. NDA
	LIBER		681		681	LIBER	
COMMODITY TOTAL		175	681		856		TOTAL DE MARCHANDISE
BARS AND RODS, STEEL	U K	24			24	R U	BARRES ET TIGES ACIER
	GER	62	107		169	ALL	
	LIBER		681		681	LIBER	
COMMODITY TOTAL		86	788		874		TOTAL DE MARCHANDISE
PLATE & SHEET STEEL	U K	368	2,937		3,305	R U	TOLES, FEUILLES D'ACIER
	GER	911	13,275		14,186	ALL	
	ITALY		3,390		3,390	ITAL	
	NORW		2,881		2,881	NORV	
	LIBER	8,845	7,087		15,932	LIBER	
COMMODITY TOTAL		10,124	29,570		39,694		TOTAL DE MARCHANDISE
STRUCTURAL SHAPES	U K	21			21	R U	PROFILES DE CONSTRUCT.
	GER	14	28		42	ALL	
COMMODITY TOTAL		35	28		63		TOTAL DE MARCHANDISE
ALUMINIUM	U K	564	1		565	R U	ALUMINIUM
	GER	72,000			72,000	ALL	
	NDRW		2,248		2,248	NORV	
	LIBER	3,998			3,998	LIBER	
	OTHER	2,226			2,226	AUTRE	
COMMODITY TOTAL		78,788	2,249		81,037		TOTAL DE MARCHANDISE
COPPER AND ALLOYS	U K	7,811			7,811	R U	CUIVRE ET ALLIAGES
	GER	1,933	1,913	247	4,093	ALL	
	NETH			85	85	P. BAS	
COMMODITY TOTAL		9,744	1,913	332	11,989		TOTAL DE MARCHANDISE
LEAD AND ALLOYS	U K	295			295	R U	PLOMB ET ALLIAGES
	GER			7,327	7,327	ALL	
	GREEK			3,063	3,063	GRECQ	
	NETH			4,088	4,088	P. BAS	
	OTHER			3,585	3,585	AUTRE	
COMMODITY TOTAL		295		18,063	18,358		TOTAL DE MARCHANDISE
NICKEL AND ALLOYS	SWEDN				1	SUEDE	NICKEL ET ALLIAGES
ZINC AND ALLOYS	U K				220	R U	ZINC ET ALLIAGES
	GER				8,844	ALL	
	GREEK				3,684	GRECQ	
	NETH				1,254	P. BAS	
	SWEDN				885	SUEDE	
	OTHER				2,988	AUTRE	
COMMODITY TOTAL				17,875	17,875		TOTAL DE MARCHANDISE
NON-FERROUS METALS NES	U K				52	R U	METAUX NON-FERREUX NDA
	GER	114			114	ALL	
	GREEK				17	GRECQ	
	NETH				3	P. BAS	
COMMODITY TOTAL		114			186		TOTAL DE MARCHANDISE
METAL FAB. BASIC PROD.	U K	7			68	R U	OUVR. DE BASE EN METAL
	GER	13	29		42	ALL	
	NORW				2,256	NORV	
	SWEDN				135	SUEDE	
COMMODITY TOTAL		20	29		2,501		TOTAL DE MARCHANDISE
GLASS BASIC PRODUCTS	GER		72		72	ALL	OUVR. DE BASE EN VERRE
ASBESTOS BASIC PROD.	U K				80	R U	OUVR. DE BASE AMIANTE
CEMENT	GER		2		2	ALL	CIMENT
NON-MET. MIN. BASIC PROD	GER	746	2,393		3,139	ALL	PROD. MIN. NON-MET. BASE
TRACTORS	U K	504			504	R U	TRACTEURS
	GER	81			81	ALL	
COMMODITY TOTAL		585			585		TOTAL DE MARCHANDISE
MACHINERY NES	U K	898	129	12	1,039	R U	MACHINES NDA
	GER	1,021	305	161	1,487	ALL	
	GREEK	11			11	GRECQ	
	NETH	240			240	P. BAS	
	NORW	3			3	NORV	
	SWEDN	1		84	85	SUEDE	
	OTHER	71			71	AUTRE	
COMMODITY TOTAL		2,245	434	257	2,936		TOTAL DE MARCHANDISE
PASS. AUTOS AND CHASSIS	U K	15			15	R U	VOITURES PART., CHASSIS
	GER	2	5		7	ALL	
	NETH	379			379	P. BAS	
	NORW	2,357			2,357	NORV	
	OTHER	14			14	AUTRE	
COMMODITY TOTAL		2,767	5		2,772		TOTAL DE MARCHANDISE
TRUCKS AND CHASSIS	SWEDN			16	16	SUEDE	CAMIONS ET CHASSIS
MOTOR VEHICLE ENGINES	U K	104			104	R U	MOTEURS DE VEH. AUTOM.

TABLE 1. CARGOES LOADED AT CANADIAN PORTS FOR FOREIGN COUNTRIES.

TABLAU 1. MARCHANDISES CHARGÉES DANS LES PORTS CANADIENS A DESTINATION DE PAYS ÉTRANGERS.

COUNTRY OF DESTINATION AND KIND OF CARGO	REGISTRY OF VESSEL	ATLANTIC ATLANTIQUE	GREAT LAKES GRANDS LACS	PACIFIC PACIFIQUE	TOTAL TOTAL	IMMATIC. DU NAVIRE	PAYS DE DESTINATION ET MARCHANDISE
<b>UNITED KINGDOM CONT.</b>							
COMMODITY TOTAL	GER	30			30	ALL	ROYAUME-UNI SUITE
ROAD MOTOR VEH. NES	U K	134			134		TOTAL DE MARCHANDISE
	GER	105		13	118	R U	VEH.AUTOM.ROUTIERS NDA
	SWEDN	37			37	ALL	
COMMODITY TOTAL		212		13	225	SUEDE	TOTAL DE MARCHANDISE
SHIPS,AIRCRAFT,MIS.VEH	U K	1			1	R U	NAVIRES,AVIONS,VEH.DIV
	GER	9	12		21	ALL	
	SWEDN			5	5	SUEDE	
	OTHER			5	5	AUTRE	
COMMODITY TOTAL		10	12	10	32		TOTAL DE MARCHANDISE
RUBBER TIRES AND TUBES	U K	19			19	R U	PNEUS, CHAMBRES A AIR
EQUIPMENT MISC.	U K	122			122	R U	MATERIEL DIVERS
	GER	6	433	1	440	ALL	
	NETH	40		1	41	P.BAS	
	SWEDN			10	10	SUEDE	
	OTHER				45	AUTRE	
COMMODITY TOTAL		213	433	12	658		TOTAL DE MARCHANDISE
PERSONAL,HOUSEHOLD GOODS	U K	57		6	63	R U	ART.PERS.ET MENAGERS
	GER	19	16	9	44	ALL	
	SWEDN	4	9	15	28	SUEDE	
	OTHER		1	2	3	AUTRE	
COMMODITY TOTAL		80	26	32	138		TOTAL DE MARCHANDISE
CONTAINERS,CLOSURES	U K	27			27	R U	CONTENEURS,FERMETURES
	DENMK	60			60	DANMK	
	GER	129	58		187	ALL	
	OTHER	1			1	AUTRE	
COMMODITY TOTAL		217	58		275		TOTAL DE MARCHANDISE
MISC. END PRODUCTS NES	U K	30		792	822	R U	PRODUITS FINIS DIV.NDA
	GER	19	13		32	ALL	
	SWEDN		2		2	SUEDE	
	OTHER	5			5	AUTRE	
COMMODITY TOTAL		54	15	792	861		TOTAL DE MARCHANDISE
GENERAL CARGO	U K	28	9		37	R U	MARCHANDISES DIVERSES
	GER	6	29		35	ALL	
	NETH	50			50	P.BAS	
	SWEDN	22		24	46	SUEDE	
	OTHER	3			3	AUTRE	
COMMODITY TOTAL		109	38	24	171		TOTAL DE MARCHANDISE
CONTAINERIZED FREIGHT	U K	880,074	45	3,666	883,785	R U	FRET CONTENEURS
	DENMK	550		2,746	3,296	DANMK	
	GER	12,879	7,211		20,090	ALL	
	NETH	1,427			1,427	P.BAS	
	SWEDN	3,315	111	6,262	9,688	SUEDE	
	OTHER	54,002			54,002	AUTRE	
COMMODITY TOTAL		952,247	7,367	12,674	972,288		TOTAL DE MARCHANDISE
COUNTRY/REGION TOTAL		8,253,715*	604,834*	1,276,646*	10,135,195*		TOTAL DE PAYS/REGION
<b>MALTA AND GOZO</b>							
BARLEY	ITALY	3,046			3,046	ITAL	MALTE ET GOZZO
CORN	GREEK	2,195			2,195	GREQ	ORGE
	ITALY	3,053			3,053	ITAL	MAIS
COMMODITY TOTAL		5,248			5,248		TOTAL DE MARCHANDISE
WHEAT	GREEK	9,724			9,724	GREQ	BLE
	ITALY	5,017			5,017	ITAL	
COMMODITY TOTAL		14,741			14,741		TOTAL DE MARCHANDISE
COUNTRY/REGION TOTAL		23,035*	*	*	23,035*		TOTAL DE PAYS/REGION
<b>BELGIUM-LUXEMB</b>							
LIVE ANIMALS, NES	LIBER	208			208	LIBER	BELGIQUE-LUX.
MEAT,FRESH OR FROZEN	GER	262	90		352	ALL	ANIMAUX VIVANTS, NDA
	NETH	33			33	P.BAS	VIANDE,FRAICHE / CONG.
	SWEDN			21	21	SUEDE	
	OTHER	16			16	AUTRE	
COMMODITY TOTAL		311	90	21	422		TOTAL DE MARCHANDISE
FISH,FRESH OR FROZEN	GER	23	1	169	193	ALL	POISSON,FRAIS DU CONG.
	NETH			81	81	P.BAS	
	NORW	14		56	70	NORW	
	SWEDN			556	556	SUEDE	
	OTHER			63	63	AUTRE	
COMMODITY TOTAL		37	1	925	963		TOTAL DE MARCHANDISE
FISH,CANNED	GER			136	136	ALL	POISSON EN BOITES
	NETH			21	21	P.BAS	
	SWEDN			35	35	SUEDE	
	OTHER			3	3	AUTRE	
COMMODITY TOTAL				195	195		TOTAL DE MARCHANDISE
SHELL FISH,NES	GER	9			9	ALL	MOLLUSQUES CRUST.,NDA
BARLEY	GER	13,006	10		13,016	ALL	ORGE
	LIBER	11,923			11,923	LIBER	
COMMODITY TOTAL		24,929	10		24,939		TOTAL DE MARCHANDISE
CORN	GER		4		4	ALL	MAIS
	LIBER	2,192			2,192	LIBER	

TABLE 1. CARGOES LOADED AT CANADIAN PORTS FOR FOREIGN COUNTRIES.

TABLEAU 1. MARCHANDISES CHARGÉES DANS LES PORTS CANADIENS A DESTINATION DE PAYS ÉTRANGERS.

COUNTRY OF DESTINATION AND KIND OF CARGO	REGISTRY OF VESSEL	ATLANTIC ATLANTIQUE	GREAT LAKES GRANDS LACS	PACIFIC PACIFIQUE	TOTAL TOTAL	IMMATIC. DU NAVIRE	PAYS DE DESTINATION ET MARCHANDISE
BELGIUM-LUXEMB CONT. COMMODITY TOTAL		2,192	4		2,196		BELGIQUE-LUX. SUITE TOTAL DE MARCHANDISE
OATS	SWEDN	1,588			1,588	SUEDE	AVOINE
RYE	GER		1,637		1,637	ALL	SEIGLE
	GREEK		3,360		3,360	GRECQ	
COMMODITY TOTAL			4,997		4,997		TOTAL DE MARCHANDISE
WHEAT	U K	46,150			46,150	R U	BLE
	DENMK	9,436			9,436	DANMK	
	GER	38,909			38,909	ALL	
	GREEK	36,395	1,353		37,748	GRECQ	
	NETH	18,006			18,006	P.BAS	
	NORW	20,398			20,398	NORV	
	SWEDN	27,080			27,080	SUEDE	
	LIBER	51,668			51,668	LIBER	
	OTHER	29,559			29,559	AUTRE	
COMMODITY TOTAL		277,601	1,353		278,954		TOTAL DE MARCHANDISE
CEREALS MILLED, NES	GER	1			1	ALL	CEREALS MOULUES, NDA
MACARONI, CEREAL PROD.	GER	10			10	ALL	PATES ALIM. PROD. CEREAL
VEGETABLES, FRESH	GER		4		4	ALL	LEGUMES, FRAIS
VEGETABLES, FROZEN	SWEDN	22			22	SUEDE	LEGUMES, CONGEELES
VEGETABLES, DRIED	GREEK		571		571	GRECQ	LEGUMES, SECS
VEGETABLE PREP. NES	GER	26	144		170	ALL	PREP. DE LEGUMES NDA
SUGAR PREPARATIONS	GER		4		4	ALL	PREP. A BASE DE SUCRE
SAUSAGE SKINS, CASINGS	GER	12	2		14	ALL	BOYAUX A SAUCISSES
	OTHER		5		5	AUTRE	
COMMODITY TOTAL		12	7		19		TOTAL DE MARCHANDISE
MISC. FOOD PREP. NES	GER	3	4	15	22	ALL	DIV. PREP. ALIM. NDA
	OTHER	20	4		24	AUTRE	
COMMODITY TOTAL		23	8	15	46		TOTAL DE MARCHANDISE
OIL SEED MEAL, CAKE NES	OTHER		2,935		2,935	AUTRE	FAR. TOURT. OLEAG. NDA
CONC. COMPLETE FEEDS	SWEDN	2,891			2,891	SUEDE	CONC., PROV. COMPLETES
DIST. ALCOHOLIC BEV.	GER	15			15	ALL	BOISS. ALCOOL. DIST.
RAW HIDES AND SKINS	GER	25	136		161	ALL	PEAUX ET CUIRS BRUT
	OTHER	141			141	AUTRE	
COMMODITY TOTAL		166	136		302		TOTAL DE MARCHANDISE
CRUDE ANIMAL PROD. NES	DENMK	184			184	DANMK	PR. BRUTS ORIG. ANIM. NDA
SEEDS FOR SOWING NES	GER	2			2	ALL	GRAINES DE SEMENCE NDA
	OTHER	8			8	AUTRE	
COMMODITY TOTAL		10			10		TOTAL DE MARCHANDISE
FLAXSEED	GER		6,443		6,443	ALL	GRAINE DE LIN
	GREEK		2,431		2,431	GRECQ	
	NORW		2,406		2,406	NORV	
COMMODITY TOTAL			11,280		11,280		TOTAL DE MARCHANDISE
MUSTARD SEED	GER		5,199		5,199	ALL	GRAINE DE MOUTAROE
	GREEK		5,679		5,679	GRECQ	
COMMODITY TOTAL			10,878		10,878		TOTAL DE MARCHANDISE
RAPSEED	GREEK		1,671		1,671	GRECQ	GRAINE DE COLZA
	LIBER	5,010			5,010	LIBER	
COMMODITY TOTAL		5,010	1,671		6,681		TOTAL DE MARCHANDISE
SOYA BEANS	LIBER	231			231	LIBER	GRAINE DE SOYA
	OTHER	7,778			7,778	AUTRE	
COMMODITY TOTAL		8,009			8,009		TOTAL DE MARCHANDISE
CRUDE VEG. PROD. NES	GER	1			1	ALL	PR. BRUTS ORIG. VEG. NDA
TEXTILE FIBRES NES	GER		22		22	ALL	FIBRES TEXTILES NDA
	OTHER	30			30	AUTRE	
COMMODITY TOTAL		30	22		52		TOTAL DE MARCHANDISE
COPPER ORE AND CONC.	GER		9		9	ALL	MINERAL, CONC. CUIVRE
IRON ORE AND CONC.	LIBER	54,355			54,355	LIBER	MINERAL, CONC. DE FER
	OTHER	58,240			58,240	AUTRE	
COMMODITY TOTAL		112,595			112,595		TOTAL DE MARCHANDISE
LEAD ORE AND CONC.	U K	7,414			7,414	R U	MINERAL, CONC. DE PLOMB
	DENMK	10,630			10,630	DANMK	
	ITALY	12,148			12,148	ITAL	
	NORW	9,248			9,248	NORV	
	OTHER	5,735			5,735	AUTRE	
COMMODITY TOTAL		45,175			45,175		TOTAL DE MARCHANDISE
NICKEL-COPPER ORE	OTHER	82			82	AUTRE	MINER. DE CUIVRE-NICKEL
ZINC ORE AND CONC.	U K	59,240			59,240	R U	MINERAL, CONC. DE ZINC
	DENMK	16,713			16,713	DANMK	
	GER	120,307			120,307	ALL	
	ITALY	4,756			4,756	ITAL	
	NORW	158,242		8,120	166,362	NORV	
	LIBER	29,767			29,767	LIBER	
	OTHER	50,292			50,292	AUTRE	
COMMODITY TOTAL		439,317		8,120	447,437		TOTAL DE MARCHANDISE
ORES AND CONC. NES	U K			3,584	3,584	R U	MINERAIS ET CONC. NDA
	DENMK	8			8	DANMK	
	NORW	17		4,927	4,944	NORV	
COMMODITY TOTAL		25		8,511	8,536		TOTAL DE MARCHANDISE
NON-FERROUS MET. SCRAP	GER	11			11	ALL	DECHETS METAL. NON FER.
	OTHER	8			8	AUTRE	
COMMODITY TOTAL		19			19		TOTAL DE MARCHANDISE
SLAG, DROSS, BY-PRODUCTS	DENMK	18,480			18,480	DANMK	POUS. GUEUL. SCOR. PROD.
	GER		200		200	ALL	
	LIBER	26,320			26,320	LIBER	
COMMODITY TOTAL		44,800	200		45,000		TOTAL DE MARCHANDISE
AGGREGATES	GER			3,942	3,942	ALL	AMIANTE

TABLE 1. CARGOES LOADED AT CANADIAN PORTS FOR FOREIGN COUNTRIES.

TABLBAU 1. MARCHANDISES CHARGÉES DANS LES PORTS CANADIENS A DESTINATION DE PAYS ÉTRANGERS.

COUNTRY OF DESTINATION AND KIND OF CARGO	REGISTRY OF VESSEL	ATLANTIC ATLANTIQUE	GREAT LAKES GRANDS LACS	PACIFIC PACIFIQUE	TOTAL TOTAL	IMMATIC. DU NAVIRE	PAYS DE DESTINATION ET MARCHANDISE
BELGIUM-LUXEMB CONT.							BELGIQUE-LUX. SUITE
	SWEDN			18	18	SUEDE	
	OTHER	3,595		1,702	5,297	AUTRE	
COMMODITY TOTAL		3,595		5,662	9,257		TOTAL DE MARCHANDISE
CLAY MATERIALS NES	GER		5		5	ALL	MATIERES ARGIL. NDA
SULPHUR IN ORES	U K			43,232	43,232	R U	SOUFRE EN MINERAI
	LIBER			45,360	45,360	LIBER	
COMMODITY TOTAL				88,592	88,592		TOTAL DE MARCHANDISE
CRUDE NON-MET. MIN. NBS	OTHER	403			403	AUTRE	MIN. NON-MET. BRUTS NDA
COTTON, TEXTILE WASTE	GER	8			8	ALL	DECHETS DE COTON, TEXT.
WASTE AND SCRAP NES	GER	6	24		30	ALL	DECHETS ET REBUTS NDA
RUBBER FAB. MATERIALS	GER		6		6	ALL	DEMI-PROD. CAOUTCHOUC
	OTHER	4			4	AUTRE	
COMMODITY TOTAL		4	6		10		TOTAL DE MARCHANDISE
LUMBER AND TIMBER	U K			12,753	12,753	R U	BOIS D'OEUVRE ET CHARP.
	GER	1,675			1,675	ALL	
	GREEK			8,043	8,043	GRECQ	
	NETH	381			381	P. BAS	
	NORW			6,301	6,301	NORV	
	SWEDN			2,693	2,693	SUEDE	
	LIBER			5,855	5,855	LIBER	
	OTHER	317	784	10,354	11,455	AUTRE	
COMMODITY TOTAL		2,373	784	45,999	49,156		TOTAL DE MARCHANDISE
SHINGLES AND SHAKES	OTHER	26		8	34	AUTRE	BARDEAUX, BARD, FACADE
VENEER, PLYWOOD	U K			200	200	R U	PLACAGES, CONTRE-PLAQ.
	GER			226	226	ALL	
	GREEK			196	196	GRECQ	
	NORW			73	73	NORV	
	LIBER			86	86	LIBER	
	OTHER			995	995	AUTRE	
COMMODITY TOTAL				1,776	1,776		TOTAL DE MARCHANDISE
PULP	U K	14,383		128,328	142,711	R U	PATE
	GER	9,031		13,562	22,593	ALL	
	GREEK			7,980	7,980	GRECQ	
	NETH	1,289		3,957	5,246	P. BAS	
	NORW			18,600	18,600	NORV	
	SWEDN			5,273	5,273	SUEDE	
	LIBER			9,584	9,584	LIBER	
	OTHER	2,580		29,932	32,512	AUTRE	
COMMODITY TOTAL		27,283		217,216	244,499		TOTAL DE MARCHANDISE
NEWSPRINT PAPER	U K	1,797			1,797	R U	PAPIER JOURNAL
	GER	662			662	ALL	
	NETH	3,012			3,012	P. BAS	
	OTHER	2,668			2,668	AUTRE	
COMMODITY TOTAL		8,139			8,139		TOTAL DE MARCHANDISE
PAPER NES	U K			1,940	1,940	R U	PAPIER NDA
	GER	1		1,522	1,523	ALL	
	GREEK			4,225	4,225	GRECQ	
	NETH	1			1	P. BAS	
	SWEDN			1,940	1,940	SUEDE	
	OTHER		4		4	AUTRE	
COMMODITY TOTAL			4		4		TOTAL DE MARCHANDISE
PAPERBOARD	U K	2		9,627	9,633	R U	CARTON
	GER	2,138		1,864	4,002	ALL	
	GREEK	2,556		2,731	5,291	GRECQ	
	NETH	5,273	4	2,608	5,273	P. BAS	
	NORW			6,319	6,319	NORV	
	SWEDN			5,914	5,914	SUEDE	
	OTHER	2,368		1,727	4,095	AUTRE	
COMMODITY TOTAL		12,335	4	21,163	33,502		TOTAL DE MARCHANDISE
BLOQ. PAPER AND BOARD	NORV		4	2,898	2,898	NORV	PLAQ. CONSTR., PAP/CART.
WET MACHINE BOARD	GER	57	4		61	ALL	CARTON EN PATE PRESSE
TEXTILE FAB. MTL NES	GER	12			12	ALL	OUVR. EN MAT. TEXT. NDA
METALLIC SALTS	GER	18			18	ALL	SELS METALLIQUES
INORGANIC CHEMS. NES	U K			459	459	R U	PROD. CHIM. INORG. NDA
	GER	13			13	ALL	
COMMODITY TOTAL		13		459	472		TOTAL DE MARCHANDISE
ORGANIC CHEMICALS NBS	DENMK			82	82	DANMK	PROD. CHIM. ORGAN. NDA
	GER	129	161		290	ALL	
	OTHER	34			34	AUTRE	
COMMODITY TOTAL		163	161	82	406		TOTAL DE MARCHANDISE
POTASH	LIBER			47,036	47,036	LIBER	POTASSE
	OTHER			43,028	43,028	AUTRE	
COMMODITY TOTAL				90,064	90,064		TOTAL DE MARCHANDISE
FERTILIZERS NES	GREEK	11,576			11,576	GRECQ	ENGRAIS CHIMIQUE NDA
AGRICULTURAL CHEMICALS	GER	2			2	ALL	PROD. CHIM. AGRICOLES
SYNTHETIC RUBBER	GER	539	446		985	ALL	CAOUTCHOUC SYNTHETIQUE
	OTHER	322	167		489	AUTRE	
COMMODITY TOTAL		861	613		1,474		TOTAL DE MARCHANDISE
PLASTIC MATERIALS	GER	48	176		224	ALL	MATIERES PLASTIQUES
	OTHER	1			1	AUTRE	
COMMODITY TOTAL		49	176		225		TOTAL DE MARCHANDISE
DYESTUFF, PIGMENT, PAINT	GER		2		2	ALL	MAT. COLOR. PIG. PEINTURE
CHEM. SPECIALTIES NES	GER	60			60	ALL	PROD. CHIM. SPECIAUX NDA
FUEL OIL	LIBER	42,096			42,096	LIBER	MAZOUT
PETROL, COAL PROD. NES	LIBER		529		529	LIBER	DERIVE PETR. CHARB. NDA
BARNS AND RODS, STEEL	DENMK			429	429	DANMK	BARRES ET TIGES ACIER



TABLE 1. CARGOES LOADED AT CANADIAN PORTS FOR FOREIGN COUNTRIES.

TARLBAU I. MARCHANDISES CHARGEES DANS LES PORTS CANADIENS A DESTINATION DE PAYS ETRANGERS.

COUNTRY OF DESTINATION AND KIND OF CARGO	REGISTRY OF VESSEL	ATLANTIC ATLANTIQUE	GREAT LAKES GRANDS LACS	PACIFIC PACIFIQUE	TOTAL TOTAL	IMMATIC. DU NAVIRE	PAYS DE DESTINATION ET MARCHANDISE
BELGIUM-LUXEMB CONT.							BELGIQUE-LUX. SUITE
	GER	101	57		158	ALL	
	NETH	88			88	P.BAS	
COMMODITY TOTAL		189	57	429	675		TOTAL DE MARCHANDISE
PLATE & SHEET STEEL	DENMK		13,913	1,938	15,851	DANMK	TOLES, FEUILLES DACIER
	GER	15			15	ALL	
	GREEK		10,664		10,664	GREQQ	
	NETH	88			88	P.BAS	
	LIBER		14,069		14,069	LIBER	
	OTHER		19,260		19,260	AUTRE	
COMMODITY TOTAL		103	57,906	1,938	59,947		TOTAL DE MARCHANDISE
STRUCTURAL SHAPES	DENMK			932	932	DANMK	PROFILES DE CONSTRUCT.
	GER		9		9	ALL	
	NETH	88			88	P.BAS	
COMMODITY TOTAL		88	9	932	1,029		TOTAL DE MARCHANDISE
PIPES, TUBES: IRON, STEEL	DENMK			7	7	DANMK	TUYAUX, TUBES: FER, ACIER
	GER		1		1	ALL	
COMMODITY TOTAL			1	7	8		TOTAL DE MARCHANDISE
WIRE	DENMK			394	394	DANMK	FIL METALLIQUE
	GER		3		3	ALL	
	NETH	2			2	P.BAS	
COMMODITY TOTAL		2	3	394	399		TOTAL DE MARCHANDISE
ALUMINUM	GER	1,372			1,372	ALL	ALUMINIUM
	OTHER	3,041		331	3,372	AUTRE	
COMMODITY TOTAL		4,413		331	4,744		TOTAL DE MARCHANDISE
COPPER AND ALLOYS	GER	15	100		115	ALL	CUIVRE ET ALLIAGES
	OTHER	1,075			1,075	AUTRE	
COMMODITY TOTAL		1,090	100		1,190		TOTAL DE MARCHANDISE
LEAD AND ALLOYS	DTHR	99			99	AUTRE	PLOMB ET ALLIAGES
NICKEL AND ALLOYS	SWEDN			1	1	SUEDE	NICKEL ET ALLIAGES
ZINC AND ALLOYS	GER	9	240		249	ALL	ZINC ET ALLIAGES
	NORW	290			290	NORV	
COMMODITY TOTAL		299	240		539		TOTAL DE MARCHANDISE
NON-FERROUS METALS NES	U K	9			9	R U	METAUX NON-FERREUX NDA
	GER	2			2	ALL	
	ITALY	11			11	ITAL	
	NORW	2			2	NORV	
	OTHER	9	1	1	11	AUTRE	
COMMODITY TOTAL		33	1	1	35		TOTAL DE MARCHANDISE
METAL FAB. BASIC PROD.	GER	2	37	6	45	ALL	OUVR. DE BASE EN METAL
	OTHER	7			7	AUTRE	
COMMODITY TOTAL		9	37	6	52		TOTAL DE MARCHANDISE
BRICKS, TILES NES	GER	28			28	ALL	BRIQUES, TUILES NDA
	OTHER	218			218	AUTRE	
COMMODITY TOTAL		246			246		TOTAL DE MARCHANDISE
NON-MET. MIN. BASIC PROD	GER	45			45	ALL	PROD. MIN. NON-MET. BASE
MISC. FABRICATED PROD.	GER	2			2	ALL	DUVRAGES DIVERS
TRACTORS	SWEDN	50			50	SUEDE	TRACTEURS
MACHINERY NES	GER	43	6	1	50	ALL	MACHINES NDA
	SWEDN	140			140	SUEDE	
	OTHER	38	2		40	AUTRE	
COMMODITY TOTAL		221	8	1	230		TOTAL DE MARCHANDISE
PASS. AUTOS AND CHASSIS	DENMK			31	31	DANMK	VOITURES PART., CHASSIS
	GER	2			2	ALL	
	NETH	750			750	P.BAS	
	SWEDN	42			42	SUEDE	
COMMODITY TOTAL		794		31	825		TOTAL DE MARCHANDISE
TRUCKS AND CHASSIS	GER		1		1	ALL	CAMIONS ET CHASSIS
MOTOR VEHICLE ENGINES	GER	11	4		15	ALL	MOTEURS DE VEH. AUTOM.
	NETH	6			6	P.BAS	
	OTHER		1		1	AUTRE	
COMMODITY TOTAL		17	5		22		TOTAL DE MARCHANDISE
ROAD MOTOR VEH. NES	GER	1			1	ALL	VEH. AUTOM. ROUTIERS NDA
RUBBER TIRES AND TUBES	GER	1			1	ALL	PNEUS, CHAMBRES A AIR
EQUIPMENT MISC.	GER	31	80		111	ALL	MATERIEL DIVERS
PERSONAL, HOUSEHOLD GOODS	GER	62	16	1	79	ALL	ART. PERS. ET MENAGERS
	OTHER	26			26	AUTRE	
COMMODITY TOTAL		88	16	1	105		TOTAL DE MARCHANDISE
CONTAINERS, CLOSURES	GER	310	10		320	ALL	CONTENEURS, FERMETURES
	NETH	9			9	P.BAS	
COMMODITY TOTAL		319	10		329		TOTAL DE MARCHANDISE
MISC. END PRODUCTS NES	GER	71	8		79	ALL	PRODUITS FINIS DIV. NDA
	OTHER	71	1		72	AUTRE	
COMMODITY TOTAL		142	9		151		TOTAL DE MARCHANDISE
GENERAL CARGO	GER	36	77		113	ALL	MARCHANDISES DIVERSES
	NETH	120			120	P.BAS	
	OTHER	4	123		127	AUTRE	
COMMODITY TOTAL		160	200		360		TOTAL DE MARCHANDISE
CONTAINERIZED FREIGHT	U K	96,836		1,319	98,155	R U	FRET CONTENEURESE
	DENMK	46,836		324	47,160	DANMK	
	GER	14,143	416		14,559	ALL	
	NETH	1,658			1,658	P.BAS	
	NORW	51,789			51,789	NORV	
	SWEDN	3,531		2,068	5,599	SUEDE	
	OTHER	102,901	9,885		112,786	AUTRE	
COMMODITY TOTAL		317,694	10,301	3,711	331,706		TOTAL DE MARCHANDISE
COUNTRY/REGION TOTAL		1,400,515*	105,620*	509,116*	2,015,251*		TOTAL DE PAYS/REGION

TABLE 1. CARGOES LOADED AT CANADIAN PORTS FOR FOREIGN COUNTRIES.

TABLAU 1. MARCHANDISES CHARGÉES DANS LES PORTS CANADIENS A DESTINATION DE PAYS ÉTRANGERS.

COUNTRY OF DESTINATION AND KIND OF CARGO	REGISTRY OF VESSEL	ATLANTIC ATLANTIQUE	GREAT LAKES GRANDS LACS	PACIFIC PACIFIQUE	TOTAL TOTAL	IMMATIC. DU NAVIRE	PAYS DE DESTINATION ET MARCHANDISE
<b>DENMARK</b>							
FISH, FRESH OR FROZEN	U K			5	5	R U	DANEMARK
	DENMK	185			185	DANMK	POISSON, FRAIS OU CONG.
	NETH	966			966	P.BAS	
	SWEDN			288	288	SUEDE	
COMMODITY TOTAL		1,151		293	1,444		TOTAL DE MARCHANDISE
FISH, SALTED OR CURED	DENMK	535			535	DANMK	POISSON, SALE OU FUME
	NORW	1,031			1,031	NORV	
COMMODITY TOTAL		1,566			1,566		TOTAL DE MARCHANDISE
FISH, CANNED	U K			1	1	R U	POISSON EN BOITES
LOBSTER	NETH	1			1	P.BAS	HOMARD
SHELL FISH, NES	NETH	1			1	P.BAS	MOLLUSQUES CRUST., NDA
BARLEY	ITALY	25,983			25,983	ITAL	ORGE
VEGETABLE PREP. NES	GER	26			26	ALL	PREP. DE LEGUMES NDA
	SWEDN		2		2	SUEDE	
COMMODITY TOTAL		26	2		28		TOTAL DE MARCHANDISE
TOBACCO NES	SWEDN	12			12	SUEDE	TABACS NDA
CRUDE ANIMAL PROD. NES	NETH	1,350			1,350	P.BAS	PR. BRUTS ORIG. ANIM. NDA
NURSERY, GREENHSE STOCK	DENMK	65			65	DANMK	PROD. PEPINIERE, SERRE
CRUDE VEG. PROD. NES	DENMK	491			491	DANMK	PR. BRUTS ORIG. VEG. NDA
	GER	903			903	ALL	
	SWEDN	304			304	SUEDE	
	OTHER	362			362	AUTRE	
COMMODITY TOTAL		2,060			2,060		TOTAL DE MARCHANDISE
SAND AND GRAVEL	GER	154			154	ALL	SABLE ET GRAVIERS
WASTE AND SCRAP NES	NETH	2,370			2,370	P.BAS	DECHETS ET REBUTS NDA
LUMBER AND TIMBER	U K				59	R U	BOIS D'OEUVRE ET CHARP.
	NORW				788	NORV	
COMMODITY TOTAL					847		TOTAL DE MARCHANDISE
SHINGLES AND SHAKES	NORW				125	NORV	BARDEAUX, BARD. FACADE
VENEER, PLYWOOD	GER				2,967	ALL	PLACAGES, CONTRE-PLAQ.
	NORW				3,410	NORV	
	OTHER				6,714	AUTRE	
COMMODITY TOTAL				13,091	13,091		TOTAL DE MARCHANDISE
PULP	GER				944	ALL	PATE
	SWEDN				4,613	SUEDE	
	OTHER	1,143			1,143	AUTRE	
COMMODITY TOTAL		1,143			6,700		TOTAL DE MARCHANDISE
BLDG. PAPER AND BOARD	NORW				935	NORV	PLAQ. CONSTR., PAP/CART.
TEXTILE FAB. MTL NES	GER	1			1	ALL	OUVR. EN MAT. TEXT. NDA
	SWEDN	13			13	SUEDE	
COMMODITY TOTAL		14			14		TOTAL DE MARCHANDISE
CHEM. SPECIALTIES NES	GER		1		1	ALL	PROD. CHIM. SPECIAUX NDA
PLATE & SHEET STEEL	GER	6			6	ALL	TOLES, FEUILLES D'ACIER
MACHINERY NES	GER	40			40	ALL	MACHINES NDA
SHIPS, AIRCRAFT, MIS. MEH	GER	82			82	ALL	NAVIRES, AVIONS, VEH. DIV
EQUIPMENT MISC.	GER		8		8	ALL	MATERIEL DIVERS
PERSONAL, HSEHOLD GOODS	GER		1		1	ALL	ART. PERS. ET MENAGERS
	SWEDN		2		3	SUEDE	
COMMODITY TOTAL			3		4		TOTAL DE MARCHANDISE
MISC. END PRODUCTS NES	GER	4			4	ALL	PRODUITS FINIS DIV. NDA
GENERAL CARGO	GER		6		6	ALL	MARCHANDISES DIVERSES
	SWEDN				10	SUEDE	
COMMODITY TOTAL			6		10		TOTAL DE MARCHANDISE
CONTAINERIZED FREIGHT	U K	55			273	R U	FRET CONTENEURESE
	DENMK				272	DANMK	
	GER		10		10	ALL	
	SWEDN				1,108	SUEDE	
COMMODITY TOTAL		55	10		1,653		TOTAL DE MARCHANDISE
COUNTRY/REGION TOTAL		36,083*	30*	22,513*	58,626*		TOTAL DE PAYS/REGION
<b>FINLAND</b>							
FISH, FRESH OR FROZEN	DENMK	309			309	DANMK	FINLANDE
	SWEDN				1	SUEDE	POISSON, FRAIS OU CONG.
COMMODITY TOTAL		309			310		TOTAL DE MARCHANDISE
FISH, SALTED OR CURED	PANAM	1,729			1,729	PANAM	POISSON, SALE OU FUME
WHEAT	GER	4,409			4,409	ALL	BLE
VEGETABLE PREP. NES	GER	16			20	ALL	PREP. DE LEGUMES NDA
	SWEDN		4		1	SUEDE	
COMMODITY TOTAL		16	5		21		TOTAL DE MARCHANDISE
SAUSAGE SKINS, CASINGS	GER		2		2	ALL	BOYAUX A SAUCISSES
	SWEDN		6		6	SUEDE	
COMMODITY TOTAL			8		8		TOTAL DE MARCHANDISE
TOBACCO NES	SWEDN		51		51	SUEDE	TABACS NDA
RAW HIDES AND SKINS	SWEDN	23			23	SUEDE	PEAUX ET CUIRS BRUT
CRUDE ANIMAL PROD. NBS	NETH	2,150			2,150	P.BAS	PR. BRUTS ORIG. ANIM. NDA
	OTHER	1,364			1,364	AUTRE	
COMMODITY TOTAL		3,514			3,514		TOTAL DE MARCHANDISE
LOGS	GER		41		41	ALL	BILLES
IRON ORE AND CONC	U K	15,167			15,167	R U	MINERAL, CONC. DE FER
	OTHER	15,966			15,966	AUTRE	
COMMODITY TOTAL		31,133			31,133		TOTAL DE MARCHANDISE
ASBESTOS	GER	121			221	ALL	AMIANTE
	OTHER				290	AUTRE	
COMMODITY TOTAL		121			421		TOTAL DE MARCHANDISE

TABLE 1. CARGOES LOADED AT CANADIAN PORTS FOR FOREIGN COUNTRIES.

TABLAU 1. MARCHANDISES CHARGÉES DANS LES PORTS CANADIENS A DESTINATION DE PAYS ÉTRANGERS.

COUNTRY OF DESTINATION AND KIND OF CARGO	REGISTRY OF VESSEL	ATLANTIC ATLANTIQUE	GREAT LAKES GRANDS LACS	PACIFIC PACIFIQUE	TOTAL TOTAL	IMMATICR. DU NAVIRE	PAYS DE DESTINATION ET MARCHANDISE
<b>FINLAND CONT.</b>							<b>FINLANDE SUITE</b>
WASTE AND SCRAP NES	DENMK	345			345	DANMK	DECHETS ET REBUTS NDA
	NETH	1,065			1,065	P.BAS	
COMMODITY TOTAL		1,410			1,410		TOTAL DE MARCHANDISE
LUMBER AND TIMBER	OTHER			6	6	AUTRE	BOIS OEUVRE ET CHARP.
TEXTILE FAB.MTL NES	GER	3			3	ALL	OUVR.EN MAT.TEXT.NDA
INORGANIC CHEMS. NES	SWEON	22			22	SUEDE	PROD.CHIM.INORG.NDA
PLASTIC MATERIALS	GER		330		330	ALL	MATIERES PLASTIQUES
CHEM.SPECIALTIES NES	SWEDN		1		1	SUEDE	PROD.CHIM.SPECIALAUX NDA
METAL FAB.BASIC PROD.	GER		3		3	ALL	OUVR.DE BASE EN METAL
BRICKS,TILES NES	GER	129			129	ALL	BRIQUES,TUILES NDA
MACHINERY NES	GER	2			2	ALL	MACHINES NDA
	SWEDN		2		2	SUEDE	
COMMODITY TOTAL		2	2		4		TOTAL DE MARCHANDISE
PASS.AUTOS AND CHASSIS	GER			1	1	ALL	VOITURES PART.,CHASSIS
	OTHER			2	2	AUTRE	
COMMODITY TOTAL				3	3		TOTAL DE MARCHANDISE
MOTOR VEHICLE ENGINES	GER		1		1	ALL	MOTEURS DE VEH.AUTOM.
	OTHER			6	6	AUTRE	
COMMODITY TOTAL			1	6	7		TOTAL DE MARCHANDISE
PERSONAL,HOUSEHOLD GOODS	SWEDN		2		2	SUEDE	ART.PERS.ET MENAGERS
	OTHER			2	2	AUTRE	
COMMODITY TOTAL			2	2	4		TOTAL DE MARCHANDISE
MISC. END PRODUCTS NES	GER	5			5	ALL	PRODUITS FINIS DIV.NDA
	SWEDN	3			3	SUEDE	
COMMODITY TOTAL		8			8		TOTAL DE MARCHANDISE
GENERAL CARGO	GER	2	2		4	ALL	MARCHANDISES DIVERSES
CONTAINERIZED FREIGHT	GER		8		8	ALL	FRET CONTENEURESE
COUNTRY/REGION TOTAL		42,830*	454*	318*	43,602*		TOTAL DE PAYS/REGION
<b>FRANCE-ATLANT.</b>							<b>FRANCE-ATLANT.</b>
CATTLE	GER	384			384	ALL	BOVINS
LIVE ANIMALS, NES	GER	196			196	ALL	ANIMAUX VIVANTS, NDA
MEAT,FRESH OR FROZEN	GER	60	25		85	ALL	VIANDE,FRAICHE / CONG.
	GREEK		25		25	GRECQ	
	SWEDN	47			47	SUEDE	
COMMODITY TOTAL		107	50		157		TOTAL DE MARCHANDISE
MEAT AND MEAT PREP.NES	GER		4		4	ALL	VIANDES ET PREP.NDA
	NORW			9	9	NORV	
COMMODITY TOTAL			4	9	13		TOTAL DE MARCHANDISE
FISH,FRESH OR FROZEN	GER	6		1,214	1,220	ALL	POISSON,FRAIS OU CONG.
	NETH	67		1,595	1,662	P.BAS	
	NORW			56	56	NORV	
	OTHER			889	889	AUTRE	
COMMODITY TOTAL		73		3,754	3,827		TOTAL DE MARCHANDISE
FISH,CANNED	GER			71	71	ALL	POISSON EN BOITES
	NETH			15	15	P.BAS	
	OTHER			28	28	AUTRE	
COMMODITY TOTAL				114	114		TOTAL DE MARCHANDISE
SHELL FISH,NES	GER	5			5	ALL	MOLLUSQUES CRUST.,NDA
DAIRY PROD.EGGS,HONEY	GER			1	1	ALL	PROD.LAIT.,OEUF,MIEL
WHEAT	OTHER	3,020			3,020	AUTRE	BLE
VEGETABLES, FROZEN	NETH	26			26	P.BAS	LEGUMES, CONGELES
VEGETABLE PREP.NES	GER		21		21	ALL	PREP. DE LEGUMES NDA
	OTHER	7			7	AUTRE	
COMMODITY TOTAL		7	21		28		TOTAL DE MARCHANDISE
SPICES	GER	1			1	ALL	EPICES
MISC.FOOD PREP.NES	GER	22			22	ALL	DIV.PREP.ALIM.NDA
OIL SEED MEAL,CAKE NES	OTHER		1,850		1,850	AUTRE	FAR.TOURT.OLEAG.NDA
DIST.ALCOHOLIC BEV.	GER		4		4	ALL	BOISS.ALCOOL.DIST.
TOBACCO NES	SWEDN	260			260	SUEDE	TABACS NDA
RAW HIDES AND SKINS	GER		53		53	ALL	PEAUX ET CUIRS BRUT
	OTHER	2,170	18		2,188	AUTRE	
COMMODITY TOTAL		2,170	71		2,241		TOTAL DE MARCHANDISE
SEEDS FOR SOWING NES	GER		17	35	52	ALL	GRAINES DE SEMENCE NDA
FLAXSEED	LIBER		5,337		5,337	LIBER	GRAINE DE LIN
RAPESEED	GER		13,886		13,886	ALL	GRAINE DE COLZA
	GREEK			44,669	44,669	GRECQ	
	ITALY			15,182	15,182	ITAL	
	NETH		12,630		12,630	P.BAS	
	NORW		28,688		28,688	NORV	
	LIBER		28,644		28,644	LIBER	
COMMODITY TOTAL			83,848	59,851	143,699		TOTAL DE MARCHANDISE
SOYA BEANS	OTHER	18,763			18,763	AUTRE	GRAINE DE SOYA
OIL SEEDS,NUTS NES	GER		6		6	ALL	GRAINES,NDX OLEAG.NDA
CRUDE VEG.PROD.NES	GER	284			284	ALL	PR.BRUTS ORIG.VEG.NDA
PULPWOOD	DENMK	5,000			5,000	DANMK	BOIS A PATE
	GER	14,700			14,700	ALL	
	ITALY	53,000			53,000	ITAL	
	NORW	18,100			18,100	NORV	
	OTHER	21,200			21,200	AUTRE	
COMMODITY TOTAL		112,000			112,000		TOTAL DE MARCHANDISE
TEXTILE FIBRES NES	GER	1			1	ALL	FIBRES TEXTILES NDA
IRON ORE AND CONC	NORW	49,227			49,227	NORV	MINERAI,CONC.LIE FER
	LIBER	136,819			136,819	LIBER	

TABLE 1. CARGOES LOADED AT CANADIAN PORTS FOR FOREIGN COUNTRIES.

TABLAU 1. MARCHANDISES CHARGÉES DANS LES PORTS CANADIENS A DESTINATION DE PAYS ÉTRANGERS.

COUNTRY OF DESTINATION AND KIND OF CARGO	REGISTRY OF VESSEL	ATLANTIC ATLANTIQUE	GREAT LAKES GRANDS LACS	PACIFIC PACIFIQUE	TOTAL TOTAL	IMMATIC. DU NAVIRE	PAYS DE DESTINATION ET MARCHANDISE
FRANCE-ATLANT. CONT.							FRANCE-ATLANT. SUITE
COMMODITY TOTAL	OTHER	124,053			124,053	AUTRE	TOTAL DE MARCHANDISE
NON-FERROUS MET. SCRAP	U K	330,099			330,099	R U	DECHETS METAL. NON FER.
SLAG, DROSS, BY-PRODUCTS	NORW	23			23	NORV	POUS. GUEUL. SCOR. PRDD.
ASBESTOS	U K	34,832			34,832	R U	AMIANTE
	GER	9			9	ALL	
	SWEDN			199	199	SUEDE	
COMMODITY TOTAL	OTHER	60			60	AUTRE	TOTAL DE MARCHANDISE
STONE, CRUDE NES	GER	523			523	ALL	PIERRE BRUTE NDA
SULPHUR IN ORES	U K	592			592	R U	SOUFRE EN MINERAI
CRUDE NON-MET. MIN. NBS	GER	24			24	ALL	MIN. NON-MET. BRUTS NDA
	OTHER	2		16,800	16,800	R U	
COMMODITY TOTAL	OTHER	30			30	AUTRE	TOTAL DE MARCHANDISE
COTTON, TEXTILE WASTE	GER	32			32	ALL	DECHETS DE COTON, TEXT.
WASTE AND SCRAP NES	GER		11		11	ALL	DECHETS ET REBUTS NDA
LEATHER	OTHER	14			14	AUTRE	CUIR
LUMBER AND TIMBER	U K	34			34	R U	BOIS D'OEUVRE ET CHARP.
	GER					ALL	
	NETH	758			758	P. BAS	
	NORW	1,971	124		1,971	NORV	
	SWEDN					SUEDE	
	LIBER					LIBER	
	OTHER					AUTRE	
COMMODITY TOTAL	OTHER	6,818	434		11,818	AUTRE	TOTAL DE MARCHANDISE
SHINGLES AND SHAKES	NORW	9,547	558		40,295	NORV	BARDEAUX, BARD. FACADE
COMMODITY TOTAL	SWEDN				2,122	SUEDE	TOTAL DE MARCHANDISE
VENEER, PLYWOOD	U K				2,380	R U	PLACAGES, CONTRE-PLAQ.
	GER				1,187	ALL	
	NORW				2,583	NORV	
	SWEDN				2,972	SUEDE	
	OTHER				1,255	AUTRE	
COMMODITY TOTAL	OTHER				10,377	AUTRE	TOTAL DE MARCHANDISE
PULP	U K				14,210	R U	PATE
	GER	7,249			13,933	ALL	
	NETH	5,469			13,465	P. BAS	
	NORW				19,329	NORV	
	SWEDN				5,817	SUEDE	
	LIBER				16,736	LIBER	
	OTHER				17,061	AUTRE	
COMMODITY TOTAL	OTHER	12,655			100,551	AUTRE	TOTAL DE MARCHANDISE
NEWSPRINT PAPER	U K	25,617			126,168	R U	PAPIER JOURNAL
COMMODITY TOTAL	GER	358			6,644	ALL	TOTAL DE MARCHANDISE
PAPER NES	GER	6,644			7,002	ALL	PAPIER NDA
PAPERBOARD	NETH	7,002			7	P. BAS	CARTON
	PANAM				3,044	PANAM	
	OTHER				3,294	AUTRE	
COMMODITY TOTAL	OTHER	12,859			21,049	AUTRE	TOTAL DE MARCHANDISE
BLOG. PAPER AND BOARD	NORW	21,049			2	NORV	PLAQ. CONSTR., PAP./CART.
TEXTILE FAB. MTL NES	GER				15	ALL	OUVR. EN MAT. TEXT. NDA
FISH, MARINE ANIMAL OIL	GER	15			4	ALL	HUIL. DE POISSON, AN. MAR
INORGANIC CHEMS. NES	GER	6			6	ALL	PROD. CHIM. INORG. NDA
	OTHER	19			19	AUTRE	
COMMODITY TOTAL	OTHER	25			25	AUTRE	TOTAL DE MARCHANDISE
ORGANIC CHEMICALS NBS	GER	14			14	ALL	PROD. CHIM. ORGAN. NDA
FERTILIZERS NES	GER		13		13	ALL	ENGRAIS CHIMIQUE NDA
AGRICULTURAL CHEMICALS	GER	2			2	ALL	PROD. CHIM. AGRICOLES
PLASTIC MATERIALS	GER	12			21	ALL	MATIERES PLASTIQUES
	OTHER	8			8	AUTRE	
COMMODITY TOTAL	OTHER	20			29	AUTRE	TOTAL DE MARCHANDISE
CHEM. SPECIALTIES NES	GER	1			1	ALL	PROD. CHIM. SPECIAUX NDA
COKE	GER	43			88	ALL	COKE
BARNS AND RODS, STEEL	GER		208		208	ALL	BARRES ET TIGES ACIER
PLATE & SHEET STEEL	GER				1	ALL	TOLES, FEUILLES D'ACIER
	OTHER				23	AUTRE	
COMMODITY TOTAL	OTHER				24	AUTRE	TOTAL DE MARCHANDISE
STRUCTURAL SHAPES	GER	6			116	ALL	PROFILES DE CONSTRUCT.
ALUMINUM	GER	160			160	ALL	ALUMINIUM
	SWEDN	133			133	SUEDE	
	OTHER	109			109	AUTRE	
COMMODITY TOTAL	OTHER	402			402	AUTRE	TOTAL DE MARCHANDISE
COPPER AND ALLOYS	GER	250	1,279		1,529	ALL	CUIVRE ET ALLIAGES
	SWEDN	1,282	276		1,558	SUEDE	
	OTHER	3,448			3,448	AUTRE	
COMMODITY TOTAL	OTHER	4,980	1,555		6,535	AUTRE	TOTAL DE MARCHANDISE
NICKEL AND ALLOYS	OTHER	578			578	AUTRE	NICKEL ET ALLIAGES
ZINC AND ALLOYS	GER	148			148	ALL	ZINC ET ALLIAGES
	SWEDN	373			373	SUEDE	
	OTHER	146			146	AUTRE	
COMMODITY TOTAL	OTHER	667			667	AUTRE	TOTAL DE MARCHANDISE
NON-FERROUS METALS NES	GER	13			13	ALL	METAUX NON-FERREUX NDA
METAL FAB. BASIC PROD.	GER	4			5	ALL	OUVR. DE BASE EN METAL
	SWEDN	1	1		1	SUEDE	

TABLE 1. CARGOES LOADED AT CANADIAN PORTS FOR FOREIGN COUNTRIES.

TABLAU 1. MARCHANDISES CHARGÉES DANS LES PORTS CANADIENS A DESTINATION DE PAYS ÉTRANGERS.

COUNTRY OF DESTINATION AND KIND OF CARGO	REGISTRY OF VESSEL	ATLANTIC ATLANTIQUE	GREAT LAKES GRANDS LACS	PACIFIC PACIFIQUE	TOTAL TOTAL	IMMATIC. DU NAVIRE	PAYS DE DESTINATION ET MARCHANDISE
FRANCE-ATLANT. CONT.							FRANCE-ATLANT. SUITE
COMMODITY TOTAL	OTHER	13			13	AUTRE	TOTAL DE MARCHANDISE
BRICKS, TILES NES	GER	18	1		19	ALL	BRIQUES, TUILES NDA
GLASS BASIC PRODUCTS	OTHER	2			2	AUTRE	OUVR. DE BASE EN VERRE
TRACTORS	GER	7			7	ALL	TRACTEURS
	NETH	10	5		15	P.BAS	
	OTHER	34			34	AUTRE	
COMMODITY TOTAL		5			5		TOTAL DE MARCHANDISE
MACHINERY NES	GER	49	5		54	ALL	MACHINES NDA
	NETH	3	58	6	67	P.BAS	
	SWEDN	55		2	57	SUEDE	
	OTHER	306			306	AUTRE	
COMMODITY TOTAL		721		1	722		TOTAL DE MARCHANDISE
PASS. AUTOS AND CHASSIS	GER	1,085	58	9	1,152	ALL	VOITURES PART., CHASSIS
	NETH	2	2		4	P.BAS	
	SWEDN	4			4	SUEDE	
	OTHER	75			75	AUTRE	
COMMODITY TOTAL		74			74		TOTAL DE MARCHANDISE
TRUCKS AND CHASSIS	GER	155	2		157	ALL	CAMIONS ET CHASSIS
MDTOR VEHICLE ENGINES	GER		6		6	ALL	MOTEURS DE VEH. AUTOM.
	SWEDN		2		5	SUEDE	
	OTHER	71			71	AUTRE	
COMMODITY TOTAL		74	2		76		TOTAL DE MARCHANDISE
RUBBER TIRES AND TUBES	GER		6		6	ALL	PNEUS, CHAMBRES A AIR
EQUIPMENT MISC.	GER		9		9	ALL	MATERIEL DIVERS
	SWEDN			4	4	SUEDE	
	OTHER					AUTRE	
COMMODITY TOTAL							TOTAL DE MARCHANDISE
PERSONAL, HSEHOLD GOODS	GER		9		9	ALL	ART. PERS. ET MENAGERS
	SWEDN		20		20	SUEDE	
	OTHER					AUTRE	
COMMODITY TOTAL							TOTAL DE MARCHANDISE
FIREARMS, AMMUNITION	GER		20	7	27	ALL	ARMES A FEU, MUNITIONS
CONTAINERS, CLOSURES	NETH					P.BAS	CONTENEURS, FERMETURES
	SWEDN					SUEDE	
	OTHER					AUTRE	
COMMODITY TOTAL							TOTAL DE MARCHANDISE
MISC. END PRODUCTS NES	GER		9		9	ALL	PRODUITS FINIS DIV. NDA
	SWEDN					SUEDE	
COMMODITY TOTAL							TOTAL DE MARCHANDISE
GENERAL CARGO	GER		7	3	10	ALL	MARCHANDISES DIVERSES
	SWEDN					SUEDE	
	OTHER					AUTRE	
COMMODITY TOTAL							TOTAL DE MARCHANDISE
CONTAINERIZED FREIGHT	U K		7	4	11	R U	FRET CONTENEURESE
	GER	57			57	ALL	
	NETH	1,365	179		1,544	P.BAS	
	SWEDN	5,836			5,836	SUEDE	
	OTHER	12,209			12,209	AUTRE	
COMMODITY TOTAL		662			662		TOTAL DE MARCHANDISE
COUNTRY/REGION TOTAL		20,129	179		20,308		TOTAL DE PAYS/REGION
		594,873*	94,089*	224,397*	913,359*		
FRANCE-MEDITER							FRANCE-MEDITER
FISH, FRESH OR FROZEN	ITALY			49	49	ITAL	POISSON, FRAIS DU CONG.
FISH, CANNED	ITALY			42	42	ITAL	POISSON EN BOITES
	LIBER			17	17	LIBER	
COMMODITY TOTAL					59		TOTAL DE MARCHANDISE
WHEAT	GER	6,945			6,945	ALL	BLE
	GREEK	3,584			3,584	GRECQ	
	LIBER	18,200			18,200	LIBER	
	OTHER	5,500			5,500	AUTRE	
COMMODITY TOTAL		34,229			34,229		TOTAL DE MARCHANDISE
RAPSEED	OTHER		4,246		4,246	AUTRE	GRAINE DE COLZA
DRES AND CONC. NES	LIBER			80	80	LIBER	MINERAIS ET CONC. NDA
ASBESTOS	ITALY	505		337	842	ITAL	AMIANTE
SULPHUR IN DRES	DENMK			5,200	5,200	DANMK	SOUFRE EN MINERAI
	NORV			34,000	34,000	NORV	
	LIBER			92,345	92,345	LIBER	
COMMODITY TOTAL				131,545	131,545		TOTAL DE MARCHANDISE
PULP	GER	3,911			3,911	ALL	PATE
	ITALY	240		187	427	ITAL	
	NETH	740			740	P.BAS	
	LIBER			65	65	LIBER	
	OTHER	3,850			3,850	AUTRE	
COMMODITY TOTAL		8,741		252	8,993		TOTAL DE MARCHANDISE
NEWSPRINT PAPER	GREEK	3,033			3,033	GRECQ	PAPIER JOURNAL
PAPER NES	PANAM	170			170	PANAM	PAPIER NDA
PAPERBOARD	DENMK	504			504	DANMK	CARTON
	GER	1,301			1,301	ALL	
COMMODITY TOTAL		1,805			1,805		TOTAL DE MARCHANDISE
EQUIPMENT MISC.	DTHR	147			147	AUTRE	MATERIEL DIVERS
PERSONAL, HSEHOLD GOODS	OTHER	1			1	AUTRE	ART. PERS. ET MENAGERS
CONTAINERIZED FREIGHT	GER	1,829			1,829	ALL	FRET CONTENEURESE
	ITALY	366			366	ITAL	
	OTHER	458			458	AUTRE	
COMMODITY TOTAL		2,653			2,653		TOTAL DE MARCHANDISE
COUNTRY/REGION TOTAL		51,284*	4,246*	132,322*	187,852*		TOTAL DE PAYS/REGION

TABLE 1. CARGOES LOADED AT CANADIAN PORTS FOR FOREIGN COUNTRIES.

TABLAU 1. MARCHANDISES CHARGÉES DANS LES PORTS CANADIENS A DESTINATION DE PAYS ÉTRANGERS.

COUNTRY OF DESTINATION AND KIND OF CARGO	REGISTRY OF VESSEL	ATLANTIC ATLANTIQUE	GREAT LAKES GRANDS LACS	PACIFIC PACIFIQUE	TOTAL TOTAL	IMMATIC. DU NAVIRE	PAYS DE DESTINATION ET MARCHANDISE
GERMANY WEST							ALLEMAGNE, R F
MEAT, FRESH OR FROZEN	GER	212	103		315	ALL	VIANDE, FRAICHE / CONG.
	OTHER	20			20	AUTRE	
COMMODITY TOTAL		232	103		335		TOTAL DE MARCHANDISE
MEAT AND MEAT PREP. NES	GER	3	74		77	ALL	VIANDES ET PREP. NDA
FISH, FRESH OR FROZEN	U K	19		2	21	R U	POISSON, FRAIS OU CONG.
	DENMK	4,978			4,978	DANMK	
	GER	134	3	46	183	ALL	
	NETH	433		93	526	P. BAS	
	NORW	826			826	NORV	
	SWEDN			137	137	SUEDE	
	DTHR			56	56	AUTRE	
COMMODITY TOTAL		6,390	3	334	6,727		TOTAL DE MARCHANDISE
FISH, SALTED OR CURED	DENMK	263			263	DANMK	POISSON, SALE OU FUME
FISH, CANNED	GER	2			2	ALL	POISSON EN BOITES
	NETH			6	6	P. BAS	
COMMODITY TOTAL		2		6	8		TOTAL DE MARCHANDISE
LOBSTER	U K	6			6	R U	HOMARD
	GER	38			38	ALL	
	OTHER	1			1	AUTRE	
COMMODITY TOTAL		45			45		TOTAL DE MARCHANDISE
SHELL FISH, NES	DENMK	208			208	DANMK	MOLLUSQUES CRUST., NDA
	GER	10	7		17	ALL	
COMMODITY TOTAL		218	7		225		TOTAL DE MARCHANDISE
DAIRY PROD., EGGS, HONEY	U K			32	32	R U	PROD. LAIT., OEUF, MIEL
	GER	157	4		161	ALL	
COMMODITY TOTAL		157	4	32	193		TOTAL DE MARCHANDISE
BARLEY	DENMK	107,982			107,982	DANMK	ORGE
	GREEK	1,023		15,125	16,148	GRECQ	
	NETH	36,960			36,960	P. BAS	
	NORW	115,073			115,073	NORV	
	LIBER	32,522			32,522	LIBER	
	DTHR	23,900			23,900	AUTRE	
COMMODITY TOTAL		317,460		15,125	332,585		TOTAL DE MARCHANDISE
CORN	U K	4,217			4,217	R U	MAIS
	DENMK	14,000			14,000	DANMK	
	NORW	1,826			1,826	NORV	
	DTHR	19,452			19,452	AUTRE	
COMMODITY TOTAL		39,495			39,495		TOTAL DE MARCHANDISE
OATS	OTHER	91			91	AUTRE	AVOINE
WHEAT	U K	9,184			9,184	R U	BLE
	DENMK	44,747	2,684		47,431	DANMK	
	GER	19,431			19,431	ALL	
	GREEK	9,523			9,523	GRECQ	
	ITALY	10,532			10,532	ITAL	
	NETH	2,865			2,865	P. BAS	
	NORW	113,104			113,104	NORV	
	LIBER	16,121		8,260	16,121	LIBER	
	OTHER	21,115		8,260	29,375	AUTRE	
COMMODITY TOTAL		246,622	2,684	8,260	257,566		TOTAL DE MARCHANDISE
CEREALS UNMILLED, NES	OTHER			1,139	1,139	AUTRE	CEREALES NON MOUL., NDA
WHEAT FLOUR	OTHER	60			60	AUTRE	FARINE DE BLE
FRESH FRUITS, BERRIES	OTHER		18		18	AUTRE	FRUITS, BAIES FRAIS
FROZEN FRUITS, BERRIES	GER		4		4	ALL	FRUITS, BAIES CONGÉLÉS
FRUITS, PREP. CANNED	GER	5	158		163	ALL	FRUITS PREP. EN BOITE
NUTS, EXC. OIL NUTS NES	GER		3		3	ALL	NOIX, SAUF OLEAG. NDA
VEGETABLES, FRESH	OTHER	268			268	AUTRE	LEGUMES, FRAIS
VEGETABLES, FROZEN	SWEDN	21			21	SUEDE	LEGUMES, CONGÉLÉS
VEGETABLE PREP. NES	GER	58	90		148	ALL	PREP. DE LEGUMES NDA
	OTHER	141			141	AUTRE	
COMMODITY TOTAL		199	90		289		TOTAL DE MARCHANDISE
SYRUP	GER	4			4	ALL	SIROP
SUGAR PREPARATIONS	GER	2			2	ALL	PREP. A BASE DE SUCRE
SPICES	OTHER	19			19	AUTRE	ÉPICES
SAUSAGE SKINS, CASINGS	GER	10	3		13	ALL	BOYAUX A SAUCISSES
MISC. FOOD PREP. NES	GER	10	62		72	ALL	DIV. PREP. ALIM. NDA
	OTHER	474			474	AUTRE	
COMMODITY TOTAL		484	62		546		TOTAL DE MARCHANDISE
GRUND CEREALS NES	OTHER	5			5	AUTRE	CEREALES MOULUES NDA
OIL SEED MEAL, CAKE NES	OTHER		1,035		1,035	AUTRE	FAR. TOURT. OLEAG. NDA
FEEDS, VEGETABLE ORIGIN	OTHER	328			328	AUTRE	PROV. D'ORIGINE VÉGÉTALE
FEEDS OF ANIMAL ORIGIN	DENMK	1,794			1,794	DANMK	PROV. D'ORIGINE ANIMALE
	GER	1,110			1,110	ALL	
	OTHER	95			95	AUTRE	
COMMODITY TOTAL		2,999			2,999		TOTAL DE MARCHANDISE
COND. COMPLETE FEEDS	NORW	522			522	NORV	COND., PROV. COMPLETES
	OTHER			4,704	4,704	AUTRE	
COMMODITY TOTAL		522		4,704	5,226		TOTAL DE MARCHANDISE
WINES	GER		5		5	ALL	VINS
DIST. ALCOHOLIC BEV.	GER	11	23		34	ALL	BOISS. ALCOOL. DIST.
	OTHER		14		14	AUTRE	
COMMODITY TOTAL		11	37		48		TOTAL DE MARCHANDISE
TOBACCO NES	GER	6	66		72	ALL	TABACS NDA
RAW HIDES AND SKINS	GER	2,491	1,976		4,467	ALL	PEAUX ET CUIRS BRUT
	OTHER	9,545	538		10,083	AUTRE	
COMMODITY TOTAL		12,036	2,514		14,550		TOTAL DE MARCHANDISE
CRUDE ANIMAL PROD. NBS	GER	44	447		491	ALL	PR. BRUTS ORIG. ANIM. NDA

TABLE 1. CARGOES LOADED AT CANADIAN PORTS FOR FOREIGN COUNTRIES.

TABLEAU 1. MARCHANDISES CHARGÉES DANS LES PORTS CANADIENS A DESTINATION DE PAYS ÉTRANGERS.

COUNTRY OF ORIGIN AND KIND OF CARGO	REGISTRY OF VESSEL	ATLANTIC ATLANTIQUE	GREAT LAKES GRANDS LACS	PACIFIC PACIFIQUE	TOTAL TOTAL	IMMATIC. DU NAVIRE	PAYS DE DESTINATION ET MARCHANDISE
GERMANY WEST CONT. SEEDS FOR SOWING NES	GER	159	11	253	423	ALL	ALLEMAGNE, R F SUITE
	OTHER	54			54	AUTRE	GRAINES DE SEMENCE NDA
COMMODITY TOTAL		213	11	253	477		TOTAL DE MARCHANDISE
FLAXSEED	GREEK	1,179			1,179	GRECQ	GRAINE DE LIN
	NORV	5,650	17,899		23,549	NORV	
	LIBER	7,443	8,097		15,540	LIBER	
	OTHER		16,502	7,106	23,608	AUTRE	
COMMODITY TOTAL		14,272	42,498	7,106	63,876		TOTAL DE MARCHANDISE
MUSTARD SEED	GER		5,609		5,609	ALL	GRAINE DE MOUTARDE
	ITALY		1,839		1,839	ITAL	
	NORV		220		220	NORV	
	OTHER		1,615	463	2,078	AUTRE	
COMMODITY TOTAL			9,283	463	9,746		TOTAL DE MARCHANDISE
RAPESEED	NORV		5,488		5,488	NORV	GRAINE DE COLZA
	OTHER		5,272	2,968	8,240	AUTRE	
COMMODITY TOTAL			10,760	2,968	13,728		TOTAL DE MARCHANDISE
SOYA BEANS	OTHER	3,777			3,777	AUTRE	GRAINE DE SOYA
OIL SEEDS,NUTS NES	GER		12		12	ALL	GRAINES,NOIX OLEAG.NDA
	LIBER		3,800		3,800	LIBER	
	OTHER	22	22	5,419	5,463	AUTRE	
COMMODITY TOTAL		22	3,834	5,419	9,275		TOTAL DE MARCHANDISE
CRUDE VEG.PROD.NES	GER	3	11	103	117	ALL	PR.BRUTS ORIG.VEG.NDA
	NETH	636			636	P.BAS	
	OTHER	6			6	AUTRE	
COMMODITY TOTAL		645	11	103	759		TOTAL DE MARCHANDISE
LGGS	GER	289	256		545	ALL	BILLES
	OTHER	18			18	AUTRE	
COMMODITY TOTAL		307	256		563		TOTAL DE MARCHANDISE
BCLTS,ROUND TIMBER	GER	1,500			1,500	ALL	BILLOTS,BOIS RONDS
WOOL AND ANIMAL HAIR	OTHER		5		5	AUTRE	LAINES,POILS DANIMAL
TEXTILE FIBRES NES	GER	55			55	ALL	FIBRES TEXTILES NDA
	OTHER	449			449	AUTRE	
COMMODITY TOTAL		504			504		TOTAL DE MARCHANDISE
COPPER ORE AND CONC.	GER	4,698			4,698	ALL	MINERAI,CONC. CUIVRE
	GREEK			4,825	4,825	GRECQ	
	NORV	4,450	14,235	13,216	31,901	NORV	
COMMODITY TOTAL		9,148	14,235	18,041	41,424		TOTAL DE MARCHANDISE
IRON ORE AND CONC	DENMK	20,160			20,160	DANMK	MINERAI,CONC.DE FER
	GER	501,670			501,670	ALL	
	NORV	32,639			32,639	NORV	
	OTHER	22,624	59		22,683	AUTRE	
COMMODITY TOTAL		577,093	59		577,152		TOTAL DE MARCHANDISE
LEAD ORE AND CONC.	NORV			5,879	5,879	NORV	MINERAI,CONC.DE PLOMB
NICKEL-COPPER ORE	OTHER	53			53	AUTRE	MINER.OE CUIVRE-NICKEL
ZINC ORE AND CONC.	U K	11,116			11,116	R U	MINERAI,CONC.DE ZINC
	GER	34,610			34,610	ALL	
	NORV			166	166	NORV	
COMMODITY TOTAL		45,726		166	45,892		TOTAL DE MARCHANDISE
ORES AND CONC.NES	GER	40	559		599	ALL	MINERAIS ET CONC.NOA
	SWEDN			155	155	SUEDE	
	OTHER	123			123	AUTRE	
COMMODITY TOTAL		163	559	155	877		TOTAL DE MARCHANDISE
NON-FERROUS MET.SCRAP	GER	21			21	ALL	DECHETS METAL.NON FER.
	SWEDN	113			113	SUEDE	
	OTHER	46			46	AUTRE	
COMMODITY TOTAL		180			180		TOTAL DE MARCHANDISE
ASBESTOS	U K	57,826			57,826	R U	AMIANTE
	GER	2		4,662	4,664	ALL	
	NETH			677	677	P.BAS	
	SWEDN	161			161	SUEDE	
	OTHER	9,500		3,197	12,697	AUTRE	
COMMODITY TOTAL		67,489		8,536	76,025		TOTAL DE MARCHANDISE
SAND AND GRAVEL	OTHER	2,791			2,791	AUTRE	SABLE ET GRAVIERS
CRUSHED STONE	GER	22			22	ALL	PIERRE CONCASSEE
CRUDE NON-MET.MIN.NES	GER			7	7	ALL	MIN.NON-MET.BRUTS NDA
	OTHER	1,124			1,124	AUTRE	
COMMODITY TOTAL		1,124		7	1,131		TOTAL DE MARCHANDISE
COTTON,TEXTILE WASTE	GER	121			121	ALL	DECHETS DE COTON,TEXT.
	OTHER	101			101	AUTRE	
COMMODITY TOTAL		222			222		TOTAL DE MARCHANDISE
WASTE AND SCRAP NES	GER		1		1	ALL	DECHETS ET REBUTS NOA
	OTHER		16		16	AUTRE	
COMMODITY TOTAL			17		17		TOTAL DE MARCHANDISE
LEATHER	GER	3			3	ALL	CUIR
RUBBER FAB.MATERIALS	GER	91	2		93	ALL	DEMI-PROD.CAOUTCHUC
LUMBER AND TIMBER	U K			8,685	8,685	R U	BOIS OEUVRE ET CHARP.
	DENMK			980	980	DANMK	
	GER	226	3	5,387	5,616	ALL	
	GREEK			2,876	2,876	GRECQ	
	NORV			7,873	7,873	NORV	
	SWEDN			2,905	2,905	SUEDE	
	LIBER			7,232	7,232	LIBER	
	OTHER	337	56	18,041	18,434	AUTRE	
COMMODITY TOTAL		563	59	53,979	54,601		TOTAL DE MARCHANDISE
SPINDLES AND SPANES	NORV			616	616	NORV	BARDEAUX,BARD.FACADE
	SWEDN			2,900	2,900	SUEDE	

TABLE 1. CARGOES LOADED AT CANADIAN PORTS FOR FOREIGN COUNTRIES.

TABLAU 1. MARCHANDISES CHARGÉES DANS LES PORTS CANADIENS A DESTINATION DE PAYS ÉTRANGERS.

COUNTRY OF DESTINATION AND KIND OF CARGO	REGISTRY OF VESSEL	ATLANTIC ATLANTIQUE	GREAT LAKES GRANDS LACS	PACIFIC PACIFIQUE	TOTAL TOTAL	IMMATRIC. DU NAVIRE	PAYS DE DESTINATION ET MARCHANDISE
GERMANY WEST CONT.							ALLEMAGNE, R F SUITE
OTHER		46		33	79	AUTRE	
COMMODITY TOTAL		46		3,549	3,595		TOTAL DE MARCHANDISE
SAWNILL PRODUCTS NES	OTHER	1			1	AUTRE	SCIAGES NOA
VENBER,PLYWOOD	U K			653	653	R U	PLACAGES,CONTRE-PLAQ.
	GER	75	32	1,199	1,306	ALL	
	GREEK			90	90	GRECQ	
	NORW			3,734	3,734	NORV	
	SWEDN	4		1,602	1,606	SUEDE	
	LIBER			1,158	1,158	LIBER	
	OTHER	6		5,773	5,779	AUTRE	
COMMODITY TOTAL		85	32	14,209	14,326		TOTAL DE MARCHANDISE
COOPERAGE STOCK	GER	8			8	ALL	DEMI-PROD.TONNELLERIE
WOOD FAB.MATERIALS	GER	13			13	ALL	DEMI-PRODUITS EN BOIS
	OTHER		1		1	AUTRE	
COMMODITY TOTAL		13	1		14		TOTAL DE MARCHANDISE
PULP	U K	57,698		43,872	101,570	R U	PATE
	DENMK	2,834		1,000	3,834	DANMK	
	GER	31,878		41,183	73,061	ALL	
	GREEK			792	792	GRECQ	
	NETH	2,034		1,381	3,415	P.BAS	
	NORW			19,831	19,831	NORV	
	SWEDN			7,714	7,714	SUEDE	
	LIBER			9,705	9,705	LIBER	
	OTHER	9,261		37,844	47,105	AUTRE	
COMMODITY TOTAL		103,705		163,322	267,027		TOTAL DE MARCHANDISE
NEWSPRINT PAPER	U K	6,428			6,428	R U	PAPIER JOURNAL
	GER	3,176			3,176	ALL	
	NORW	2,817			2,817	NORV	
	SWEDN	1,100			1,100	SUEDE	
	OTHER	7,516			7,516	AUTRE	
COMMODITY TOTAL		21,037			21,037		TOTAL DE MARCHANDISE
PAPER NES	U K			217	217	R U	PAPIER NOA
	GER	2			2	ALL	
	GREEK			180	180	GRECQ	
	SWEDN			773	773	SUEDE	
	OTHER		15		15	AUTRE	
COMMODITY TOTAL		2	15	1,170	1,187		TOTAL DE MARCHANDISE
PAPERBOARD	U K			5,536	5,536	R U	CARTON
	GER	2,035		990	3,025	ALL	
	GREEK			984	984	GRECQ	
	NORW			5,134	5,134	NORV	
	SWEDN			4,174	4,174	SUEDE	
	OTHER			628	628	AUTRE	
COMMODITY TOTAL		2,035		17,446	19,481		TOTAL DE MARCHANDISE
BLDG.PAPER AND BOARD	GER		1		1	ALL	PLAQ.CONSTR.,PAP/CART.
	NORW			358	358	NORV	
	OTHER	15			15	AUTRE	
COMMODITY TOTAL		15	1	358	374		TOTAL DE MARCHANDISE
WET MACHINE BOARD	GER	15	1		16	ALL	CARTON EN PATE PRESSE
TEXTILE FAB.MTL NES	GER	48	36		84	ALL	OUVR.EN MAT.TEXT.NDA
	OTHER	37			37	AUTRE	
COMMODITY TOTAL		85	36		121		TOTAL DE MARCHANDISE
OILS,FATS,WAXES NES	GER			103	103	ALL	HUIL.MAT.GRAS.CIRE NDA
	NETH			496	496	P.BAS	
				599	599		
COMMODITY TOTAL					1	ALL	TOTAL DE MARCHANDISE
METALLIC SALTS	GER		1		1	ALL	SELS METALLIQUES
INORGANIC CHEMS. NES	GER	7	3		10	ALL	PROD.CHIM.INORG.NDA
ORGANIC CHEMICALS NBS	GER	129	121		250	ALL	PROD.CHIM.ORGAN.NDA
	OTHER		1		1	AUTRE	
COMMODITY TOTAL		129	122		251		TOTAL DE MARCHANDISE
EXPLOS., FUSES, CAPS	GER	50			50	ALL	EXPLOS.,AMORCES, DET.
AGRICULTURAL CHEMICALS	GER	6			6	ALL	PROD.CHIM.AGRICOLES
SYNTHETIC RUBBER	GER	129	136		265	ALL	CAOUTCHOUC SYNTHETIQUE
	OTHER	13			13	AUTRE	
COMMODITY TOTAL		142	136		278		TOTAL DE MARCHANDISE
PLASTIC MATERIALS	GER	19	68		87	ALL	MATIERES PLASTIQUES
	OTHER	2			2	AUTRE	
COMMODITY TOTAL		21	68		89		TOTAL DE MARCHANDISE
DYESTUFF,PIGMENT,PAINT	GER	3	7		10	ALL	MAT.COLDR.PIG.PEINTURE
CHEM.SPECIALTIES NES	GER		12		12	ALL	PROD.CHIM.SPECIALTIES NDA
LUBRICATING OIL,GREASE	GER	1			1	ALL	HUILE,GRASSIS LUBRIF.
COKE	NORW	62,556			62,556	NORV	COKE
	LIBER	29,997	14,416		44,413	LIBER	
COMMODITY TOTAL		92,553	14,416		106,969		TOTAL DE MARCHANDISE
FERRO-ALLOYS	OTHER	57			57	AUTRE	FERRO-ALLIAGES
BAR AND ROOS,STEEL	GER	67			67	ALL	BARRES ET TIGES ACIER
	OTHER		48		48	AUTRE	
COMMODITY TOTAL		67	48		115		TOTAL DE MARCHANDISE
PLATE & SHEET STEEL	GER	7	42		49	ALL	TOLES,FEUILLES OACIER
STRUCTURAL SHAPES	GER	1	80		81	ALL	PROFILES DE CONSTRUCT.
PIPES,TUBES:IRON,STEEL	GER		12	3	15	ALL	TUYAUX,TUBES:FER,ACIER
WIRE	GER	84	1		85	ALL	FIL METALLIQUE
	OTHER	27			27	AUTRE	
COMMODITY TOTAL		111	1		112		TOTAL DE MARCHANDISE
ALUMINUM	GER	4,318		7,330	11,648	ALL	ALUMINIUM
	SWEDN			1,810	1,810	SUEDE	



TABLE 1. CARGOES LOADED AT CANADIAN PORTS FOR FOREIGN COUNTRIES.

TABLÉAU 1. MARCHANDISES CHARGÉES DANS LES PORTS CANADIENS A DESTINATION DE PAYS ÉTRANGERS.

COUNTRY OF DESTINATION AND KIND OF CARGO	REGISTRY OF VESSEL	ATLANTIC ATLANTIQUE	GREAT LAKES GRANDS LACS	PACIFIC PACIFIQUE	TOTAL TOTAL	IMMATIC. DU NAVIRE	PAYS DE DESTINATION ET MARCHANDISE
GERMANY WEST CONT.							ALLEMAGNE, R F SUITE
COMMODITY TOTAL	OTHER			589	589	AUTRE	TOTAL DE MARCHANDISE
COPPER AND ALLOYS	GER	4,318		8,929	13,247	ALL	CUIVRE ET ALLIAGES
	SWEDN	257	1,259		1,516	SUEDE	
	OTHER	27			27	AUTRE	
COMMODITY TOTAL		5,813	223		6,036		TOTAL DE MARCHANDISE
ZINC AND ALLOYS		6,097	1,482		7,579		ZINC ET ALLIAGES
	U K			388	388	R U	
	GER			551	551	ALL	
	NETH			42	42	P.BAS	
COMMODITY TOTAL				981	981		TOTAL DE MARCHANDISE
NON-FERROUS METALS NES	U K			118	118	R U	METALLS NON-FERREUX NDA
	GER		120		120	ALL	
COMMODITY TOTAL			120	118	238		TOTAL DE MARCHANDISE
METAL FAB.BASIC PROD.	GER	41	1		42	ALL	OUVR.DE BASE EN METAL
	SWEDN			4	4	SUEDE	
	OTHER	10	1		11	AUTRE	
COMMODITY TOTAL		51	2	4	57		TOTAL DE MARCHANDISE
NON-MET.MIN.BASIC PROD	GER	34			34	ALL	PROD.MIN.NON-MET.BASE
	NETH			3	3	P.BAS	
COMMODITY TOTAL		34		3	37		TOTAL DE MARCHANDISE
TRACTORS	GER	2			2	ALL	TRACTEURS
MACHINERY NES	U K			3	3	R U	MACHINES NDA
	GER	332	218	27	577	ALL	
	NETH	7			7	P.BAS	
	SWEDN	212		14	226	SUEDE	
	OTHER	217	16	3	236	AUTRE	
COMMODITY TOTAL		768	234	47	1,049		TOTAL DE MARCHANDISE
PASS.AUTOS AND CHASSIS	GER	1	45		46	ALL	VOITURES PART.,CHASSIS
	NETH	50			50	P.BAS	
	SWEDN	56			56	SUEDE	
	OTHER	42			42	AUTRE	
COMMODITY TOTAL		149	45		194		TOTAL DE MARCHANDISE
MOTOR VEHICLE ENGINES	GER	12	20		32	ALL	MOTEURS DE VEH.AUTOM.
	OTHER		10		10	AUTRE	
COMMODITY TOTAL		12	30		42		TOTAL DE MARCHANDISE
ROAD MOTOR VEH. NES	OTHER	17			17	AUTRE	VEH.AUTOM.ROUTIERS NDA
SHIPS,AIRCRAFT,MIS.VEH	GER	15	10	13	38	ALL	NAVIRES,AVIONS,VEH.DIV
RUBBER TIRES AND TUBES	OTHER	36			36	AUTRE	PNEUS, CHAMBRES A AIR
EQUIPMENT MISC.	GER	368	95		463	ALL	MATERIEL DIVERS
	SWEDN			2	2	SUEDE	
	OTHER	25			25	AUTRE	
COMMODITY TOTAL		393	95	2	490		TOTAL DE MARCHANDISE
PERSONAL,HOUSEHOLD GOODS	GER	50	60	28	138	ALL	ART.PERS.ET MENAGERS
	NETH			3	3	P.BAS	
	SWEDN			2	2	SUEDE	
	OTHER	43	7		50	AUTRE	
COMMODITY TOTAL		93	67	33	193		TOTAL DE MARCHANDISE
FIREARMS,AMMUNITION	GER	11	4		15	ALL	ARMES A FEU,MUNITIONS
CONTAINERS,CLOSURES	GER	1,603			1,603	ALL	CONTENEURS,FERMETURES
	SWEDN	40			40	SUEDE	
	DTHR		1		1	AUTRE	
COMMODITY TOTAL		1,643	1		1,644		TOTAL DE MARCHANDISE
MISC. END PRODUCTS NES	GER	88	27	12	127	ALL	PRODUITS FINIS DIV.NDA
	OTHER	26	5		31	AUTRE	
COMMODITY TOTAL		114	32	12	158		TOTAL DE MARCHANDISE
GENERAL CARGO	GER	67	125		192	ALL	MARCHANDISES DIVERSES
	OTHER	151	3		154	AUTRE	
COMMODITY TOTAL		218	128		346		TOTAL DE MARCHANDISE
CONTAINERIZED FREIGHT	U K	399		1,716	2,115	R U	FRET CONTENEURESE
	DENMK			865	865	DANMK	
	GER	5,605	1,066		6,671	ALL	
	NETH	812			812	P.BAS	
	SWEDN	2,437		1,807	4,244	SUEDE	
	OTHER	561	84		645	AUTRE	
COMMODITY TOTAL		9,814	1,150	4,388	15,352		TOTAL DE MARCHANDISE
COUNTRY/REGION TOTAL		1,597,896*	107,340*	347,861*	2,053,097*		TOTAL DE PAYS/REGION
GREECE							GREECE
MEAT,FRESH OR FROZEN	GREEK		32		32	GREGQ	VIANDE,FRAICHE / CONG.
FISH,FRESH OR FROZEN	ITALY			10	10	ITAL	POISSON,FRAIS OU CONG.
FISH,CANNED	ITALY			2	2	ITAL	POISSON EN EDITES
	OTHER			3	3	AUTRE	
COMMODITY TOTAL				5	5		TOTAL DE MARCHANDISE
MILK POWDER	OTHER	90			90	AUTRE	LAIT EN POUDRE
CEREALS UNMILLED,NES	GER		2		2	ALL	CEREALES NON MDUL.,NDA
WHEAT FLOUR	GER	240			240	ALL	FARINE DE BLE
	ITALY	48			48	ITAL	
	OTHER	498			498	AUTRE	
COMMODITY TOTAL		786			786		TOTAL DE MARCHANDISE
MACARONI,CEREAL PROD.	GER	49			49	ALL	PATES ALIM.PROD.CEREAL
	ITALY		24		24	ITAL	
COMMODITY TOTAL		49	24		73		TOTAL DE MARCHANDISE
POTATOES	DENMK	3,221			3,221	DANMK	POMMES DE TERRE
	NORW	3,222			3,222	NORV	

TABLE 1. CARGOES LOADED AT CANADIAN PORTS FOR FOREIGN COUNTRIES.

TABLEAU 1. MARCHANDISES CHARGÉES DANS LES PORTS CANADIENS À DESTINATION DE PAYS ÉTRANGERS.

COUNTRY OF DESTINATION AND KIND OF CARGO	REGISTRY OF VESSEL	ATLANTIC ATLANTIQUE	GREAT LAKES GRANDS LACS	PACIFIC PACIFIQUE	TOTAL TOTAL	IMMATIC. DU NAVIRE	PAYS DE DESTINATION ET MARCHANDISE
GREECE CONT.							GRECE SUITE
COMMODITY TOTAL		6,443			6,443		TOTAL DE MARCHANDISE
VEGETABLES, DRIED	OTHER	3			3	AUTRE	LEGUMES, SECS
VEGETABLE PREP.NES	ITALY	3			3	ITAL	PREP. DE LEGUMES NDA
	OTHER	2	4		6	AUTRE	
COMMODITY TOTAL		5	4		9		TOTAL DE MARCHANDISE
FEEDS,VEGETABLE DRIGIN	GER	63			63	ALL	PROV.D'ORIGINE VEGETALE
CONC.COMPLETE FEEDS	ITALY	45			45	ITAL	CONC.,PROV.COMPLETES
DIST.ALCOHOLIC BEV.	GER	4			4	ALL	BOISS.ALCOOL.DIST.
	ITALY		1		1	ITAL	
	OTHER	2			2	AUTRE	
COMMODITY TOTAL		6	1		7		TOTAL DE MARCHANDISE
RAW HIDES AND SKINS	GER	42			42	ALL	PEAUX ET CUIRS BRUT
	ITALY	85	6		91	ITAL	
	OTHER	449			449	AUTRE	
COMMODITY TOTAL		576	6		582		TOTAL DE MARCHANDISE
CRUDE ANIMAL PROD.NES	OTHER	1			1	AUTRE	PR.BRUTS ORIG.ANIM.NDA
SEEDS FOR SOWING NES	GREEK	2			2	GRECQ	GRAINES DE SEMENCE NDA
FLAXSEED	LIBER		8,139		8,139	LIBER	GRAINE DE LIN
COPPER ORE AND CONC.	PANAM			22,410	22,410	PANAM	MINERAL,CONC. CUIVRE
IRON ORE AND CONC	OTHER	1			1	AUTRE	MINERAL,CONC.DE FER
ASBESTOS	GER	89			89	ALL	AMIANTE
	GREEK	95		503	598	GRECQ	
	ITALY	14			14	ITAL	
	OTHER	1,079		1,106	2,185	AUTRE	
COMMODITY TOTAL		1,277		1,609	2,886		TOTAL DE MARCHANDISE
CRUDE NON-MET.MIN.NBS	ITALY	55			55	ITAL	MIN.NON-MET.BRUTS NDA
	OTHER		384		384	AUTRE	
COMMODITY TOTAL		55	384		439		TOTAL DE MARCHANDISE
COTTON,TEXTILE WASTE	ITALY		57		57	ITAL	DECHETS DE COTON,TEXT.
WASTE AND SCRAP NES	ITALY	61			61	ITAL	DECHETS ET REBUTS NDA
	OTHER	2			2	AUTRE	
COMMODITY TOTAL		63			63		TOTAL DE MARCHANDISE
LUMBER AND TIMBER	OTHER			8	8	AUTRE	BOIS D'OEUVRE ET CHARP.
VENEER,PLYWOOD	GREEK			5	5	GRECQ	PLACAGES,CDNTRE-PLAQ.
	ITALY			8	8	ITAL	
	OTHER			38	38	AUTRE	
COMMODITY TOTAL				51	51		TOTAL DE MARCHANDISE
WOOD FAB.MATERIALS	OTHER	2			2	AUTRE	DEMI-PRODUITS EN BOIS
PULP	DENMK	3,535			3,535	DANMK	PATE
	GER	2,118			2,118	ALL	
	LIBER	1,225			1,225	LIBER	
	OTHER	2,657			2,657	AUTRE	
COMMODITY TOTAL		9,535			9,535		TOTAL DE MARCHANDISE
NEWSPRINT PAPER	ITALY	472			472	ITAL	PAPIER JOURNAL
	OTHER	763			763	AUTRE	
COMMODITY TOTAL		1,235			1,235		TOTAL DE MARCHANDISE
PAPER NES	ITALY			33	33	ITAL	PAPIER NDA
PAPERBOARD	DENMK	1,760			1,760	DANMK	CARTON
BLDG.PAPER AND BOARD	ITALY	1			1	ITAL	PLAQ.CONSTR.,PAP/CART.
WET MACHINE BOARD	ITALY		4		4	ITAL	CARTON EN PATE PRESSE
	OTHER		7		7	AUTRE	
COMMODITY TOTAL			11		11		TOTAL DE MARCHANDISE
TEXTILE FAB.MTL NES	GREEK	2			2	GRECQ	OUVR.EN MAT.TEXT.NDA
	ITALY	17		25	42	ITAL	
	OTHER	1		54	55	AUTRE	
COMMODITY TOTAL		20		79	99		TOTAL DE MARCHANDISE
ORGANIC CHEMICALS NES	ITALY		4		4	ITAL	PROD.CHIM.ORGAN.NDA
AGRICULTURAL CHEMICALS	GER	3			3	ALL	PROD.CHTM.AGRICOLLES
	GREEK	8	1		9	GRECQ	
	ITALY		2		2	ITAL	
COMMODITY TOTAL		11	3		14		TOTAL DE MARCHANDISE
SYNTHETIC RUBBER	ITALY	4			4	ITAL	CAOUTCHOUC SYNTHETIQUE
PLASTIC MATERIALS	GER	14			14	ALL	MATIERES PLASTIQUES
	GREEK		86		86	GRECQ	
	ITALY		36		36	ITAL	
COMMODITY TOTAL		14	122		136		TOTAL DE MARCHANDISE
CHEM.SPECIALTIES NES	OTHER	201			201	AUTRE	PROD.CHIM.SPECIAUX NDA
FERRO-ALLOYS	GREEK		1		1	GRECQ	FERRO-ALLIAGES
PLATE & SHEET STEEL	GER	23			23	ALL	TOLES,FEUILLES DACIER
	ITALY	102			102	ITAL	
COMMODITY TOTAL		125			125		TOTAL DE MARCHANDISE
ALUMINIUM	ITALY	11			11	ITAL	ALUMINIUM
	OTHER	1,783			1,783	AUTRE	
COMMODITY TOTAL		1,794			1,794		TOTAL DE MARCHANDISE
COPPER AND ALLOYS	GER	599			599	ALL	CUIVRE ET ALLIAGES
	GREEK	10	3		13	GRECQ	
	ITALY	14	27		41	ITAL	
	NORW	20			20	NORV	
	OTHER	697	25		722	AUTRE	
COMMODITY TOTAL		1,340	55		1,395		TOTAL DE MARCHANDISE
NICKEL AND ALLOYS	OTHER		1		1	AUTRE	NICKEL ET ALLIAGES
ZINC AND ALLOYS	GER	164			164	ALL	ZINC ET ALLIAGES
	ITALY	54	54		108	ITAL	
	OTHER	116		12	128	AUTRE	
COMMODITY TOTAL		334	54	12	400		TOTAL DE MARCHANDISE
METAL FAB.PASTIC PROD.	GER	23			23	ALL	OUVR.DE BASE EN METAL

TABLE 1. CARGOES LOADED AT CANADIAN PORTS FOR FOREIGN COUNTRIES.

TABLEAU 1. MARCHANDISES CHARGÉES DANS LES PORTS CANADIENS A DESTINATION DE PAYS ÉTRANGERS.

COUNTRY OF DESTINATION AND KIND OF CARGO	REGISTRY OF VESSEL	ATLANTIC ATLANTIQUE	GREAT LAKES GRANDS LACS	PACIFIC PACIFIQUE	TOTAL TOTAL	IMMATIC. DU NAVIRE	PAYS DE DESTINATION ET MARCHANDISE
GREECE CONT.							GRECE SUITE
	GREEK	8			8	GRECQ	
	ITALY	10			10	ITAL	
	OTHER	8			10	AUTRE	
COMMODITY TOTAL		49		2	51		TOTAL DE MARCHANDISE
BRICKS, TILES NES	GREEK	133		2	133	GRECQ	BRIQUES, TUILES NDA
	ITALY	54			54	ITAL	
	OTHER	1,406			1,406	AUTRE	
COMMODITY TOTAL		1,593			1,593		TOTAL DE MARCHANDISE
CEMENT	ITALY	1			1	ITAL	CIMENT
MACHINERY NES	GREEK	4	2		6	GRECQ	MACHINES NDA
	ITALY		1		1	ITAL	
	OTHER	2			2	AUTRE	
COMMODITY TOTAL		6	3		9		TOTAL DE MARCHANDISE
MOTOR VEHICLE ENGBS	GREEK		24		24	GRECQ	MOTEURS DE VEH.AUTOM.
	ITALY	3			3	ITAL	
	OTHER	4			4	AUTRE	
COMMODITY TOTAL		7	24		31		TOTAL DE MARCHANDISE
ROAD MOTOR VEH. NES	ITALY		1		1	ITAL	VEH.AUTOM.ROUTIERS NDA
RUBBER TIRES AND TUBES	ITALY	4			4	ITAL	PNEUS, CHAMBRES A AIR
EQUIPMENT MISC.	GER	2			2	ALL	MATERIEL DIVERS
	GREEK	60	2		62	GRECQ	
	ITALY	347	1		348	ITAL	
	NORW	23			23	NORV	
	OTHER	25			25	AUTRE	
COMMODITY TOTAL		457	3		460		TOTAL DE MARCHANDISE
PERSONAL, HSEHOLD GOODS	GER	15			15	ALL	ART.PERS.ET MENAGERS
	GREEK	22	32	1	55	GRECQ	
	ITALY	8	45	39	92	ITAL	
	NORW		6		6	NORV	
	OTHER	153		3	156	AUTRE	
COMMODITY TOTAL		198	83	43	324		TOTAL DE MARCHANDISE
CONTAINERS, CLOSURES	ITALY		4		4	ITAL	CONTENEURS, FERMETURES
MISC. END PRODUCTS NES	ITALY				60	ITAL	PRODUITS FINIS DIV.NDA
	OTHER	23			23	AUTRE	
COMMODITY TOTAL		23		60	83		TOTAL DE MARCHANDISE
GENERAL CARGO	GER	21			21	ALL	MARCHANDISES DIVERSES
	GREEK		5		5	GRECQ	
	ITALY	34	1		35	ITAL	
	OTHER	74			74	AUTRE	
COMMODITY TOTAL		129	6		135		TOTAL DE MARCHANDISE
CONTAINERIZED FREIGHT	DENMK	106			106	DANMK	FRET CONTENEURESE
	GER	90			90	ALL	
	ITALY		13		13	ITAL	
	OTHER	12			12	AUTRE	
COMMODITY TOTAL		208	13		221		TOTAL DE MARCHANDISE
COUNTRY/REGION TOTAL		28,516*	9,037*	24,328*	61,881*		TOTAL DE PAYS/REGION
ICELAND							ISELANDE
WHEAT FLOUR	OTHER	196			196	AUTRE	FARINE DE BLE
APPLES	OTHER	47			47	AUTRE	POMMES
VEGETABLES, DRIED	OTHER	15			15	AUTRE	LEGUMES, SECS
SPICES	OTHER	1			1	AUTRE	EPICES
MISC. FOOD PREP. NES	OTHER	4			4	AUTRE	DIV.PREP.ALIM.NDA
DIST. ALCOHOLIC BEV.	OTHER	2			2	AUTRE	BOISS.ALCOOL.DIST.
CRUDE WOOD MTL. NES	OTHER	1			1	AUTRE	MATIERES BOIS BRUT NDA
PAPER NES	OTHER	6			6	AUTRE	PAPIER NDA
PAPERBOARD	OTHER	5,555			5,555	AUTRE	CARTON
BLDG. PAPER AND BOARD	OTHER	3			3	AUTRE	PLAQ.CONSTR., PAP/CART.
ALUMINUM	OTHER	49			49	AUTRE	ALUMINIUM
METAL FAB. BASIC PROD.	OTHER	246			246	AUTRE	OUVR.DE BASE EN METAL
NON-MET. MIN. BASIC PROD.	OTHER	4			4	AUTRE	PROD.MIN.NON-MET.BASE
MOTOR VEHICLE ENGBS	OTHER	1			1	AUTRE	MOTEURS DE VEH.AUTOM.
ROAD MOTOR VEH. NES	OTHER	2			2	AUTRE	VEH.AUTOM.ROUTIERS NDA
PERSONAL, HSEHOLD GOODS	OTHER	3			3	AUTRE	ART.PERS.ET MENAGERS
MISC. END PRODUCTS NES	OTHER	1			1	AUTRE	PRODUITS FINIS DIV.NDA
GENERAL CARGO	OTHER	1			1	AUTRE	MARCHANDISES DIVERSES
COUNTRY/REGION TOTAL		6,137*	*	*	6,137*		TOTAL DE PAYS/REGION
IRELAND							IRLANDE
FISH, CANNED	GER			1	1	ALL	POISSON EN BOITES
BARLEY	GREEK	19,945			19,945	GRECQ	ORGE
	LIBER		10,351		10,351	LIBER	
COMMODITY TOTAL		19,945	10,351		30,296		TOTAL DE MARCHANDISE
CORN	GREEK	2,000			2,000	GRECQ	MAIS
DATS	GREEK		3,775		3,775	GRECQ	AVOINE
	LIBER		3,783		3,783	LIBER	
COMMODITY TOTAL			7,558		7,558		TOTAL DE MARCHANDISE
WHEAT	GREEK	2,274	7,842		10,116	GRECQ	BLE
	LIBER	29,899	8,800		38,699	LIBER	
	PANAM	11,678			11,678	PANAM	
	OTHER	14,112			14,112	AUTRE	
COMMODITY TOTAL		57,963	16,642		74,605		TOTAL DE MARCHANDISE

TABLE 1. CARGOES LOADED AT CANADIAN PORTS FOR FOREIGN COUNTRIES.

TABLAU 1. MARCHANDISES CHARGÉES DANS LES PORTS CANADIENS A DESTINATION DE PAYS ÉTRANGERS.

COUNTRY OF DESTINATION AND KIND OF CARGO	REGISTRY OF VESSEL	ATLANTIC ATLANTIQUE	GREAT LAKES GRANDS LACS	PACIFIC PACIFIQUE	TOTAL TOTAL	IMMATIC. DU NAVIRE	PAYS DE DESTINATION ET MARCHANDISE
<b>IRELAND CONT.</b>							<b>IRLANDE SUITE</b>
VEGETABLES, FRESH	OTHER	169			169	AUTRE	LEGUMES, FRAIS
VEGETABLE PREP. NES	U K	5			5	R U	PREP. DE LEGUMES NDA
TOBACCO NES	U K		35		35	R U	TABACS NDA
RAW HIDES AND SKINS	OTHER	2			2	AUTRE	PEAUX ET CUIRS BRUT
PULPWOOD	OTHER	613			613	AUTRE	BOIS A PATE
LUMBER AND TIMBER	U K	23	345		368	R U	BOIS OEUVRE ET CHARP.
	NORW			3,695	3,695	NORV	
	OTHER	194	310		504	AUTRE	
<b>COMMODITY TOTAL</b>		<b>217</b>	<b>655</b>	<b>3,695</b>	<b>4,567</b>		<b>TOTAL DE MARCHANDISE</b>
FLOORING	OTHER	84	18		102	AUTRE	LAMES POUR PARQUET
PULP	GER	4,576			6,736	ALL	PATE
	PANAM	1,141		2,160	1,141	PANAM	
	OTHER	7,061	604		7,665	AUTRE	
<b>COMMODITY TOTAL</b>		<b>12,778</b>	<b>604</b>	<b>2,160</b>	<b>15,542</b>		<b>TOTAL DE MARCHANDISE</b>
NEWSPRINT PAPER	U K	1,593			1,593	R U	PAPIER JOURNAL
	GER	672			672	ALL	
	NORW	1,478			1,478	NORV	
	OTHER	7,984			7,984	AUTRE	
<b>COMMODITY TOTAL</b>		<b>11,727</b>			<b>11,727</b>		<b>TOTAL DE MARCHANDISE</b>
PAPER NES	OTHER	99			99	AUTRE	PAPIER NDA
PAPERBOARD	GER	1,135			1,135	ALL	CARTON
	NORW	150			150	NORV	
	OTHER	125			125	AUTRE	
<b>COMMODITY TOTAL</b>		<b>1,410</b>			<b>1,410</b>		<b>TOTAL DE MARCHANDISE</b>
TEXTILE FAB. MTL NES	OTHER	12			12	AUTRE	OUVR. EN MAT. TEXT. NDA
INORGANIC CHEMS. NES	OTHER	6			6	AUTRE	PROD. CHIM. INORG. NDA
PLASTIC MATERIALS	OTHER	60			60	AUTRE	MATIERES PLASTIQUES
ALUMINUM	GER	386			386	ALL	ALUMINIUM
	OTHER	1,280			1,280	AUTRE	
<b>COMMODITY TOTAL</b>		<b>1,666</b>			<b>1,666</b>		<b>TOTAL DE MARCHANDISE</b>
COPPER AND ALLOYS	U K	82			82	R U	CUIVRE ET ALLIAGES
METAL FAB. BASIC PROD.	U K		1		1	R U	OUVR. DE BASE EN METAL
MACHINERY NES	U K		17		17	R U	MACHINES NDA
	OTHER	33			33	AUTRE	
<b>COMMODITY TOTAL</b>		<b>33</b>	<b>17</b>		<b>50</b>		<b>TOTAL DE MARCHANDISE</b>
MOTOR VEHICLE ENGINES	U K		2		2	R U	MOTEURS DE VEH. AUTOM.
	GER		1		1	ALL	
<b>COMMODITY TOTAL</b>			<b>3</b>		<b>3</b>		<b>TOTAL DE MARCHANDISE</b>
PERSONAL, HOUSEHOLD GOODS	U K	7	1		8	R U	ART. PERS. ET MENAGERES
	OTHER	2			2	AUTRE	
<b>COMMODITY TOTAL</b>		<b>9</b>	<b>1</b>		<b>10</b>		<b>TOTAL DE MARCHANDISE</b>
MISC. END PRODUCTS NES	OTHER		1		1	AUTRE	PRODUITS FINIS DIV. NDA
GENERAL CARGO	OTHER	2			2	AUTRE	MARCHANDISES DIVERSES
CONTAINERIZED FREIGHT	U K	4,628			4,628	R U	FRET CONTENEURESE
	GER	3,393	3,615		7,008	ALL	
	OTHER	442	7		449	AUTRE	
<b>COMMODITY TOTAL</b>		<b>8,463</b>	<b>3,622</b>		<b>12,085</b>		<b>TOTAL DE MARCHANDISE</b>
<b>COUNTRY/REGION TOTAL</b>		<b>117,345*</b>	<b>39,508*</b>	<b>5,856*</b>	<b>162,709*</b>		<b>TOTAL DE PAYS/REGION</b>
<b>ITALY</b>							<b>ITALIE</b>
MEAT, FRESH OR FROZEN	GREEK	1			1	GREQC	VIANDE, FRAICHE / CONG.
FISH, FRESH OR FROZEN	ITALY			154	154	ITAL	POISSON, FRAIS OU CONG.
	LIBER			3	3	LIBER	
	OTHER			9	9	AUTRE	
<b>COMMODITY TOTAL</b>				<b>166</b>	<b>166</b>		<b>TOTAL DE MARCHANDISE</b>
FISH, CANNED	GER			17	17	ALL	POISSON EN BOITES
	ITALY			170	170	ITAL	
	LIBER			43	43	LIBER	
	OTHER			32	32	AUTRE	
<b>COMMODITY TOTAL</b>				<b>262</b>	<b>262</b>		<b>TOTAL DE MARCHANDISE</b>
CHEESE	ITALY	4	2		7	ITAL	FROMAGE
MILK POWDER	OTHER	937			937	AUTRE	LAIT EN POWDRE
BARLEY	U K	16,514			16,514	R U	ORGE
	DENMK	15,233			15,233	DANMK	
	GER	29,400			29,400	ALL	
	GREEK	19,584			19,584	GREQC	
	ITALY	439,612		72,508	512,120	ITAL	
	NETH	29,541			29,541	P. BAS	
	NORW	38,640			38,640	NORV	
	SWEDN	23,993			23,993	SUEDE	
	LIBER	86,807		33,004	119,811	LIBER	
	JAPAN			48,932	48,932	JAPON	
	PANAM	16,235			16,235	PANAM	
	OTHER	155,069		107,264	262,333	AUTRE	
<b>COMMODITY TOTAL</b>		<b>870,628</b>		<b>261,708</b>	<b>1,132,336</b>		<b>TOTAL DE MARCHANDISE</b>
CORN	U K	5,320			5,320	R U	MAIS
	GREEK	7,447			7,447	GREQC	
<b>COMMODITY TOTAL</b>		<b>12,767</b>			<b>12,767</b>		<b>TOTAL DE MARCHANDISE</b>
OATS	GREEK		10,664		10,664	GREQC	AVOINE
	ITALY			2,324	2,324	ITAL	
	OTHER		12,073		12,073	AUTRE	
<b>COMMODITY TOTAL</b>			<b>22,737</b>	<b>2,324</b>	<b>25,061</b>		<b>TOTAL DE MARCHANDISE</b>
WHEAT	U K	108,127			108,127	R U	BLE
	DENMK	14,664			14,664	DANMK	

TABLE 1. CARGOES LOADED AT CANADIAN PORTS FOR FOREIGN COUNTRIES.

TABLEAU 1. MARCHANDISES CHARGÉES DANS LES PORTS CANADIENS A DESTINATION DE PAYS ÉTRANGERS.

COUNTRY OF ORIGIN AND KIND OF CARGO	REGISTRY OF VESSEL	ATLANTIC ATLANTIQUE	GREAT LAKES GRANDS LACS	PACIFIC PACIFIQUE	TOTAL TOTAL	IMMATIC. DU NAVIRE	PAYS DE DESTINATION ET MARCHANDISE
<b>ITALY CONT.</b>							<b>ITALIE SUITE</b>
	GER	25,983			25,983	ALL	
	GREEK	62,038			62,038	GRECQ	
	ITALY	110,418			110,418	ITAL	
	NETH	28,224			28,224	P.BAS	
	LIBER	142,662			142,662	LIBER	
	OTHER	57,876		3,528	61,404	AUTRE	
<b>COMMODITY TOTAL</b>		<b>550,014</b>		<b>3,528</b>	<b>553,542</b>		<b>TOTAL DE MARCHANDISE</b>
POTATOES	GER	3,143			3,143	ALL	POMMES DE TERRE
VEGETABLES, DRIED	ITALY			195	195	ITAL	LEGUMES, SECS
SUGAR, NES	PANAM	551			551	PANAM	SUCRE, NDA
SUGAR PREPARATIONS	NORV	1			1	NORV	PREP. A BASE DE SUCRE
SAUSAGE SKINS, CASINGS	GREEK	4			4	GRECQ	BOYAUX A SAUCISSES
	ITALY			2	2	ITAL	
	OTHER	5			5	AUTRE	
<b>COMMODITY TOTAL</b>		<b>9</b>		<b>2</b>	<b>11</b>		<b>TOTAL DE MARCHANDISE</b>
MISC. FOOD PREP. NES	GREEK	2			2	GRECQ	DIV. PREP. ALIM. NDA
	ITALY	3	2		5	ITAL	
	OTHER	10			10	AUTRE	
<b>COMMODITY TOTAL</b>		<b>15</b>	<b>2</b>		<b>17</b>		<b>TOTAL DE MARCHANDISE</b>
HULLS, SCREENINGS, CHAFF	ITALY					ITAL	ECOLURES, CRIBLURES, BAL
	LIBER		1,176		1,176	LIBER	
<b>COMMODITY TOTAL</b>			<b>1,176</b>		<b>1,176</b>		<b>TOTAL DE MARCHANDISE</b>
OIL SEED MEAL, CAKE NES	ITALY			2	2	ITAL	FAR. TOURT. OLEAG. NDA
CONC. COMPLETE FEEDS	ITALY			2,240	2,240	ITAL	CONC., PROV. COMPLETES
WINES	ITALY		6		6	ITAL	VINS
DIST. ALCOHOLIC BEV.	GREEK	1			1	GRECQ	BOISS. ALCOOL. DIST.
	ITALY	2			2	ITAL	
	OTHER	1			1	AUTRE	
<b>COMMODITY TOTAL</b>		<b>4</b>			<b>4</b>		<b>TOTAL DE MARCHANDISE</b>
RAW HIDES AND SKINS	GREEK	10	11		21	GRECQ	PEAUX ET CUIRS BRUT
	ITALY	101	5	162	268	ITAL	
	OTHER	238			238	AUTRE	
<b>COMMODITY TOTAL</b>		<b>349</b>	<b>16</b>	<b>162</b>	<b>527</b>		<b>TOTAL DE MARCHANDISE</b>
CRUDE ANIMAL PROD. NES	ITALY		1		1	ITAL	PR. BRUTS ORIG. ANIM. NDA
SEEDS FOR SOWING NES	GER			33	33	ALL	GRAINES OE SEMENCE NDA
	GREEK	10			10	GRECQ	
	ITALY	11		51	62	ITAL	
	OTHER	42		15	57	AUTRE	
<b>COMMODITY TOTAL</b>		<b>63</b>		<b>99</b>	<b>162</b>		<b>TOTAL DE MARCHANDISE</b>
FLAX SEED	LIBER		2,940		2,940	LIBER	GRAINE DE LIN
	PANAM		3,494		3,494	PANAM	
<b>COMMODITY TOTAL</b>			<b>6,434</b>		<b>6,434</b>		<b>TOTAL DE MARCHANDISE</b>
RAPE SEED	GREEK		11,533		11,533	GRECQ	GRAINE DE COLZA
	ITALY			3,674	3,674	ITAL	
	SWEON		12,051		12,051	SUEDE	
	LIBER		22,124	4,863	26,987	LIBER	
	OTHER			12,703	12,703	AUTRE	
<b>COMMODITY TOTAL</b>			<b>45,708</b>	<b>21,240</b>	<b>66,948</b>		<b>TOTAL DE MARCHANDISE</b>
SOYA BEANS	OTHER	1,576			1,576	AUTRE	GRAINE DE SOYA
OIL SEEDS, NUTS NES	OTHER	11			11	AUTRE	GRAINES, NOIX OLEAG. NDA
RUBBER, ALLIED GUMS, NAT	DENMK		86		86	DANMK	CACOUTCHOUC GOMMES NAT.
CRUDE VEG. PROD. NES	GREEK	1			1	GRECQ	PR. BRUTS ORIG. VEG. NDA
	ITALY	1			1	ITAL	
<b>COMMODITY TOTAL</b>		<b>2</b>			<b>2</b>		<b>TOTAL DE MARCHANDISE</b>
LOGS	GREEK		84		84	GRECQ	BILLES
PULPWOOD	U K	2,000			2,000	R U	BOIS A PATE
	DENMK	6,000			6,000	DANMK	
	GER	5,666			5,666	ALL	
	LIBER	6,800			6,800	LIBER	
	OTHER	12,989			12,989	AUTRE	
<b>COMMODITY TOTAL</b>		<b>33,455</b>			<b>33,455</b>		<b>TOTAL DE MARCHANDISE</b>
TEXTILE FIBRES NES	ITALY	11		4	15	ITAL	FIBRES TEXTILES NDA
IRON ORE AND CONC	ITALY	609,513			609,513	ITAL	MINERAL, CONC. DE FER
	NORV	528,079			528,079	NORV	
	LIBER	472,118			472,118	LIBER	
<b>COMMODITY TOTAL</b>		<b>1,609,710</b>			<b>1,609,710</b>		<b>TOTAL DE MARCHANDISE</b>
LEAD ORE AND CONC.	U K	5,880			5,880	R U	MINERAL, CONC. DE PLOMB
	GER	5,525			5,525	ALL	
	NORV	7,318			7,318	NORV	
<b>COMMODITY TOTAL</b>		<b>18,723</b>			<b>18,723</b>		<b>TOTAL DE MARCHANDISE</b>
ZINC ORE AND CONC.	LIBER	15,105			15,105	LIBER	MINERAL, CONC. DE ZINC
ORES AND CONC. NES	GREEK	4			4	GRECQ	MINERAIS ET CONC. NDA
	ITALY			205	205	ITAL	
	OTHER	22		162	184	AUTRE	
<b>COMMODITY TOTAL</b>		<b>26</b>		<b>367</b>	<b>393</b>		<b>TOTAL DE MARCHANDISE</b>
IRON AND STEEL SCRAP	GREEK	20,723			20,723	GRECQ	DECHETS DE FER, D'ACIER
	ITALY	3,473			3,473	ITAL	
	NORV	2			2	NORV	
<b>COMMODITY TOTAL</b>		<b>24,198</b>			<b>24,198</b>		<b>TOTAL DE MARCHANDISE</b>
NON-FERROUS MET. SCRAP	ITALY	777			777	ITAL	DECHETS METAL. NON FER.
	OTHER	119			119	AUTRE	
<b>COMMODITY TOTAL</b>		<b>896</b>			<b>896</b>		<b>TOTAL DE MARCHANDISE</b>
SLAG, DROSS, BY-PRODUCTS	GREEK	26,456			26,456	GRECQ	POSS. SUBIL. SCRAP. PRUD.
	ITALY	17,300			17,300	ITAL	
<b>COMMODITY TOTAL</b>		<b>44,156</b>			<b>43,156</b>		<b>TOTAL DE MARCHANDISE</b>

TABLE 1. CARGOES LOADED AT CANADIAN PORTS FOR FOREIGN COUNTRIES.

TABLAU 1. MARCHANDISES CHARGÉES DANS LES PORTS CANADIENS A DESTINATION DE PAYS ÉTRANGERS.

COUNTRY OF DESTINATION AND KIND OF CARGO	REGISTRY OF VESSEL	ATLANTIC ATLANTIQUE	GREAT LAKES GRANDS LACS	PACIFIC PACIFIQUE	TOTAL TOTAL	IMMATIC. DU NAVIRE	PAYS DE DESTINATION ET MARCHANDISE
ITALY CONT.							ITALIE SUITE
ASBESTOS	GER	6		544	550	ALL	AMIANTE
	GREEK	286			286	GRECQ	
	ITALY	492		24	516	ITAL	
	OTHER	5,157		334	5,491	AUTRE	
COMMODITY TOTAL		5,941		902	6,843		TOTAL DE MARCHANDISE
STONE, CRUDE NES	OTHER	1,036			1,036	AUTRE	PIERRE BRUTE NDA
SULPHUR IN ORES	DENMK			20,240	20,240	DANMK	SOUFRE EN MINERAL
	LIBER			66,998	66,998	LIBER	
COMMODITY TOTAL				87,238	87,238		TOTAL DE MARCHANDISE
COTTON, TEXTILE WASTE	GER			15	15	ALL	DECHETS DE COTON, TEXT.
	GREEK	35	33		68	GRECQ	
	ITALY	15	11	39	65	ITAL	
	NDRW		22		22	NORV	
	PANAM	32			32	PANAM	
COMMODITY TOTAL		82	66	54	202		TOTAL DE MARCHANDISE
WASTE AND SCRAP NES	ITALY			34	34	ITAL	DECHETS ET REBUTS NDA
	OTHER	91			91	AUTRE	
COMMODITY TOTAL		91		34	125		TOTAL DE MARCHANDISE
LUMBER AND TIMBER	U K			302	302	R U	BOIS D'OEUVRE ET CHARP.
	GER			45	45	ALL	
	ITALY		23	2,124	2,147	ITAL	
	NORW	1,108		3,818	4,926	NORV	
	SWEDN			2,811	2,811	SUEDE	
	LIBER			16,225	16,225	LIBER	
	OTHER			1,069	1,069	AUTRE	
COMMODITY TOTAL		1,108	23	26,394	27,525		TOTAL DE MARCHANDISE
SHINGLES AND SHAKES	LIBER			2	2	LIBER	BARDEAUX, BARO-FACADE
WOOD FAB. MATERIALS	OTHER	2			2	AUTRE	DEMI-PRODUITS EN BOIS
PULP	U K			1,938	1,938	R U	PATE
	GER	54,273		2,408	56,681	ALL	
	GREEK	517		1,200	1,717	GRECQ	
	ITALY	1,363		83,405	84,768	ITAL	
	NORW			15,557	15,557	NORV	
	SWEDN			4,968	4,968	SUEDE	
	LIBER	823		29,014	29,837	LIBER	
	PANAM	813			813	PANAM	
	OTHER	49,447	8,602	14,121	72,170	AUTRE	
COMMODITY TOTAL		107,236	8,602	152,611	268,449		TOTAL DE MARCHANDISE
NEWSPRINT PAPER	ITALY	54		543	597	ITAL	PAPIER JOURNAL
	OTHER	1,026			1,026	AUTRE	
COMMODITY TOTAL		1,080		543	1,623		TOTAL DE MARCHANDISE
PAPER NES	GER	5			5	ALL	PAPIER NDA
	LIBER			3,889	3,889	LIBER	
	OTHER	13			13	AUTRE	
COMMODITY TOTAL		18		3,889	3,907		TOTAL DE MARCHANDISE
PAPERBOARD	GER	2,075			2,075	ALL	CARTON
	PANAM	400			400	PANAM	
COMMODITY TOTAL		2,475			2,475		TOTAL DE MARCHANDISE
BLOG. PAPER AND BOARD	LIBER			4	4	LIBER	PLAQ. CONSTR., PAP/CART.
	JAPAN	25			25	JAPON	
COMMODITY TOTAL		25		4	29		TOTAL DE MARCHANDISE
WET MACHINE BOARD	ITALY		1		1	ITAL	CARTON EN PATE PRESSE
TEXTILE FAB. MTL NES	JAPAN	1			1	JAPON	OUVR. EN MAT. TEXT. NDA
	OTHER	3			3	AUTRE	
COMMODITY TOTAL		4			4		TOTAL DE MARCHANDISE
OILS, FATS, WAXES NES	ITALY	11	2	1,732	1,745	ITAL	HUIL. MAT. GRAS. CIRE NDA
	OTHER			66	66	AUTRE	
COMMODITY TOTAL		11	2	1,798	1,811		TOTAL DE MARCHANDISE
METALLIC SALTS, INORGANIC CHEMS. NES	OTHER	68			68	AUTRE	SELS, METALLIQUES
	ITALY			1	1	ITAL	PROD. CHIM. INORG. NDA
	OTHER			2	2	AUTRE	
COMMODITY TOTAL				3	3		TOTAL DE MARCHANDISE
ORGANIC CHEMICALS NES	GREEK	19	3		22	GRECQ	PROD. CHIM. ORGAN. NDA
	ITALY	23	2		25	ITAL	
	OTHER	16			16	AUTRE	
COMMODITY TOTAL		58	5		63		TOTAL DE MARCHANDISE
POTASH	GREEK			17,546	17,546	GRECQ	POTASSE
FERTILIZERS NES	DENMK		62		62	DANMK	ENGRAIS CHIMIQUE NDA
AGRICULTURAL CHEMICALS	ITALY	11	3		14	ITAL	PROD. CHIM. AGRIC. NDA
SYNTHETIC RUBBER	OTHER	50			50	AUTRE	CAOUTCHOUC SYNTHETIQUE
PLASTIC MATERIALS	ITALY	5	44		49	ITAL	MATIERES PLASTIQUES
	OTHER	3			3	AUTRE	
COMMODITY TOTAL		8	44		52		TOTAL DE MARCHANDISE
PIG IRON	GREEK	20,160			20,160	GRECQ	FER EN GUEUSE
	ITALY	34,585			34,585	ITAL	
COMMODITY TOTAL		54,745			54,745		TOTAL DE MARCHANDISE
BAR AND ROOS, STEEL	DENMK		57		57	DANMK	BARRES ET TIGES ACIER
	ITALY	17			17	ITAL	
	OTHER	2			2	AUTRE	
COMMODITY TOTAL		19	57		76		TOTAL DE MARCHANDISE
PLATE & SHEET STEEL	DENMK		375		375	DANMK	TOLLES, FEUILLES DACIER
	ITALY		14,433		14,433	ITAL	
	NORW		5,757		5,757	NORV	
	LIBER		768		768	LIBER	
	OTHER		3,682		3,682	AUTRE	
COMMODITY TOTAL			25,015		25,015		TOTAL DE MARCHANDISE
STRUCTURAL SHAPES	ITALY	4			4	ITAL	PROFILES DE CONSTRUCT.

TABLE 1. CARGOES LOADED AT CANADIAN PORTS FOR FOREIGN COUNTRIES.

TABLEAU 1. MARCHANDISES CHARGÉES DANS LES PORTS CANADIENS A DESTINATION DE PAYS ÉTRANGERS.

COUNTRY OF DESTINATION AND KIND OF CARGO	REGISTRY OF VESSEL	ATLANTIC ATLANTIQUE	GREAT LAKES GRANDS LACS	PACIFIC PACIFIQUE	TOTAL TOTAL	IMMATIC. DU NAVIRE	PAYS DE DESTINATION ET MARCHANDISE
<b>ITALY CONT.</b>							<b>ITALIE SUITE</b>
PIPES, TUBES: IRON, STEEL	GREEK	1			1	GRECQ	TUYAUX, TUBES: FER, ACIER
ALUMINIUM	GREEK	2			2	GRECQ	ALUMINIUM
	ITALY	2,207			2,207	ITAL	
	OTHER	7,762	25		7,787	AUTRE	
<b>COMMODITY TOTAL</b>		<b>9,971</b>	<b>25</b>		<b>9,996</b>		<b>TOTAL DE MARCHANDISE</b>
LEAD AND ALLOYS	LIBER	442			442	LIBER	PLOMB ET ALLIAGES
NICKEL AND ALLOYS	ITALY	129		46	175	ITAL	NICKEL ET ALLIAGES
ZINC AND ALLOYS	ITALY	552			552	ITAL	ZINC ET ALLIAGES
	LIBER	250			250	LIBER	
	OTHER	772			772	AUTRE	
<b>COMMODITY TOTAL</b>		<b>1,574</b>			<b>1,574</b>		<b>TOTAL DE MARCHANDISE</b>
NON-FERROUS METALS NES	ITALY			1	1	ITAL	METEAUX NON-FERREUX NDA
METAL FAB. BASIC PROD.	ITALY	16			16	ITAL	OUVR. DE BASE EN METAL
	PANAM	1			1	PANAM	
	OTHER	4			4	AUTRE	
<b>COMMODITY TOTAL</b>		<b>21</b>			<b>21</b>		<b>TOTAL DE MARCHANDISE</b>
BRICKS, TILES NES	OTHER	135			135	AUTRE	BRICKS, TUILES NDA
NON-MET. MIN. BASIC PROD	ITALY			6	6	ITAL	PROD. MIN. NON-MET. BASE
MACHINERY NES	DENMK		8		8	DANMK	MACHINES NDA
	GREEK	2	30		32	GRECQ	
	ITALY	2	43		45	ITAL	
	LIBER		132		132	LIBER	
	OTHER	18	4	2	24	AUTRE	
<b>COMMODITY TOTAL</b>		<b>22</b>	<b>217</b>	<b>2</b>	<b>241</b>		<b>TOTAL DE MARCHANDISE</b>
MOTOR VEHICLE ENGINES	GREEK		23		23	GRECQ	MOTEURS DE VEH. AUTOM.
	ITALY	4	16		20	ITAL	
<b>COMMODITY TOTAL</b>		<b>4</b>	<b>39</b>		<b>43</b>		<b>TOTAL DE MARCHANDISE</b>
SHIPS, AIRCRAFT, MIS. VEH	ITALY		2		2	ITAL	NAVIRES, AVIONS, VEH. DIV
EQUIPMENT MISC.	DENMK		8		8	DANMK	MATERIEL DIVERS
	GER		2		2	ALL	
	GREEK	2	3		5	GRECQ	
	ITALY	9	15	2	26	ITAL	
	OTHER	4	6	2	12	AUTRE	
<b>COMMODITY TOTAL</b>		<b>15</b>	<b>34</b>	<b>4</b>	<b>53</b>		<b>TOTAL DE MARCHANDISE</b>
PERSONAL, HOUSEHOLD GOODS	DENMK		5		5	DANMK	ART. PERS. ET MENAGERS
	GREEK	11	1		12	GRECQ	
	ITALY	33	30	14	77	ITAL	
	LIBER			1	1	LIBER	
	OTHER	23	4	3	30	AUTRE	
<b>COMMODITY TOTAL</b>		<b>67</b>	<b>40</b>	<b>18</b>	<b>125</b>		<b>TOTAL DE MARCHANDISE</b>
FIREARMS, AMMUNITION	GREEK		7		7	GRECQ	ARMES A FEU, MUNITIONS
CONTAINERS, CLOSURES	OTHER	11	9		20	AUTRE	CONTENEURS, FERMETURES
MISC. END PRODUCTS NES	GREEK	1			1	GRECQ	PRODUITS FINIS DIV. NDA
	ITALY		1	28	29	ITAL	
	OTHER	4			4	AUTRE	
<b>COMMODITY TOTAL</b>		<b>5</b>	<b>1</b>	<b>28</b>	<b>34</b>		<b>TOTAL DE MARCHANDISE</b>
GENERAL CARGO	DENMK		5		5	DANMK	MARCHANDISES DIVERSES
	GER	7			7	ALL	
	GREEK		1		1	GRECQ	
	ITALY	24	2		26	ITAL	
	OTHER	49	1		50	AUTRE	
<b>COMMODITY TOTAL</b>		<b>80</b>	<b>9</b>		<b>89</b>		<b>TOTAL DE MARCHANDISE</b>
CONTAINERIZED FREIGHT	DENMK	68			68	DANMK	FRET CONTENEURESE
	GER	29,487			29,487	ALL	
	ITALY	4,603	5		4,608	ITAL	
	OTHER	5,551	249		5,800	AUTRE	
<b>COMMODITY TOTAL</b>		<b>39,709</b>	<b>254</b>		<b>39,963</b>		<b>TOTAL DE MARCHANDISE</b>
<b>COUNTRY/REGION TOTAL</b>		<b>3,412,613*</b>	<b>110,769*</b>	<b>586,621*</b>	<b>4,110,003*</b>		<b>TOTAL DE PAYS/REGION</b>
<b>NETHERLANDS</b>							<b>PAYS-BAS</b>
MEAT, FRESH OR FROZEN	GER	178	26		204	ALL	VIANDE, FRAICHE / CONG.
	GREEK		6		6	GRECQ	
	SWEDN			12	12	SUEDE	
	OTHER	112	3		115	AUTRE	
<b>COMMODITY TOTAL</b>		<b>290</b>	<b>35</b>	<b>12</b>	<b>337</b>		<b>TOTAL DE MARCHANDISE</b>
MEAT, CURED	GER	4			4	ALL	VIANDE FUMEE OU SALEE
MEAT AND MEAT PREP. NES	GER	5			5	ALL	VIANDES ET PREP. NDA
FISH, FRESH OR FROZEN	U.K.			7	7	R.U.	POISSON, FRAIS OU CONG.
	DENMK	130			130	DANMK	
	GER	14		75	89	ALL	
	NETH			53	53	P.BAS	
	NORW	70			70	NORV	
	SWEDN			43	43	SUEDE	
	OTHER	14		2	16	AUTRE	
<b>COMMODITY TOTAL</b>		<b>228</b>		<b>180</b>	<b>408</b>		<b>TOTAL DE MARCHANDISE</b>
FISH, CANNED	U.K.			7	7	R.U.	POISSON EN BOITES
	GER	203		20	223	ALL	
	NETH			7	7	P.BAS	
	SWEDN			11	11	SUEDE	
<b>COMMODITY TOTAL</b>		<b>203</b>		<b>45</b>	<b>248</b>		<b>TOTAL DE MARCHANDISE</b>
LOBSTER	GER	9			9	ALL	HOMARD
	NETH	134			134	P.BAS	
<b>COMMODITY TOTAL</b>		<b>143</b>			<b>143</b>		<b>TOTAL DE MARCHANDISE</b>
SHELL FISH, NES	GER	1			1	ALL	MOLLUSQUES, CRUST., NDA

TABLE 1. CARGOES LOADED AT CANADIAN PORTS FOR FOREIGN COUNTRIES.

TABLAU 1. MARCHANDISES CHARGÉES DANS LES PORTS CANADIENS A DESTINATION DE PAYS ÉTRANGERS.

COUNTRY OF DESTINATION AND KIND OF CARGO	REGISTRY OF VESSEL	ATLANTIC ATLANTIQUE	GREAT LAKES GRANDS LACS	PACIFIC PACIFIQUE	TOTAL TOTAL	IMMATIC. DU NAVIRE	PAYS DE DESTINATION ET MARCHANDISE
<b>NETHERLANDS CONT.</b>							
CHEESE	GER		19		19	ALL	PAYS-BAS FROMAGE
BARLEY	U K	1,471			1,471	R U	ORGE
	DENMK	1,122			1,122	DANMK	
	GER		2,177		2,177	ALL	
	GREEK	5,264			5,264	GRECQ	
	NORW	39,654			39,654	NORV	
	SWEDN	10,138			10,138	SUEDE	
	LIBER	55,642		17,806	73,448	LIBER	
	JAPAN	13,610			13,610	JAPON	
	OTHER	20,141			20,141	AUTRE	
COMMODITY TOTAL CORN		147,042	2,177	17,806	167,025		TOTAL DE MARCHANDISE MAIS
	U K	8,048			8,048	R U	
	GER	12	3		15	ALL	
	GREEK	7,993			7,993	GRECQ	
	NORW	13,751			13,751	NORV	
	LIBER	15,326			15,326	LIBER	
	JAPAN	9,474			9,474	JAPON	
	OTHER	64,375			64,375	AUTRE	
COMMODITY TOTAL OATS		118,979	3		118,982		TOTAL DE MARCHANDISE AVOINE
	DENMK		3,891		3,891	DANMK	
	NORW		10,158		10,158	NORV	
	SWEDN		6,303		6,303	SUEDE	
	LIBER		4,543		4,543	LIBER	
	OTHER		11,358		11,358	AUTRE	
COMMODITY TOTAL RYE			36,253		36,253		TOTAL DE MARCHANDISE SEIGLE
	U K	1,898	784		2,682	R U	
	GREEK			92	92	GRECQ	
	NORW		6,800	7,062	13,862	NORV	
	SWEDN	4,030	2,318		6,348	SUEDE	
	LIBER			1,136	1,136	LIBER	
	OTHER	1,344			1,344	AUTRE	
COMMODITY TOTAL WHEAT			9,902	8,290	25,464		TOTAL DE MARCHANDISE BLE
	U K	7,272			22,372	R U	
	DENMK	60,885			60,885	DANMK	
	GER	32,372	2,749	5,762	40,883	ALL	
	GREEK	19,511	11,672		31,183	GRECQ	
	ITALY	8,688			8,688	ITAL	
	NETH	2,791			2,791	P.BAS	
	NORW	111,191	9,206		120,397	NORV	
	SWEDN	21,894			21,894	SUEDE	
	LIBER	37,034	6,028	4,574	47,636	LIBER	
	OTHER	148,891	27,253		176,144	AUTRE	
COMMODITY TOTAL CEREALS UNMILLED, NES		465,629	56,908	10,336	532,873		TOTAL DE MARCHANDISE CEREALES NON MULL., NDA
	GER		1,213	578	1,791	ALL	
	NORW		2,352		2,352	NORV	
	LIBER		1,320		1,320	LIBER	
COMMODITY TOTAL WHEAT FLOUR			4,885	578	5,463		TOTAL DE MARCHANDISE FARINE DE BLE
	GER	816			816	ALL	
MACARONI, CEREAL PROD.	GER	4			4	ALL	PATES ALIM. PROD. CEREAL
FRUIT JUICES	GER	4			4	ALL	JUS DE FRUIT
FRUITS, PREP. CANNED	GER		5		5	ALL	FRUITS PREP. EN BOITE
	SWEDN			2	2	SUEDE	
COMMODITY TOTAL VEGETABLES, FRESH			5		7		TOTAL DE MARCHANDISE LEGUMES, FRAIS
VEGETABLES, FROZEN	SWEDN			14	14	SUEDE	LEGUMES, FRAIS
VEGETABLES, DRIED	GER	58	25		83	ALL	LEGUMES, CONGEELES
VEGETABLE PREP. NES	LIBER		2,275		2,275	LIBER	LEGUMES, SECS
	GER	15	44		59	ALL	PREP. DE LEGUMES NDA
	OTHER	3			3	AUTRE	
COMMODITY TOTAL SPICES		18	44		62		TOTAL DE MARCHANDISE EPICES
SAUSAGE SKINS, CASINGS	GER		1		1	ALL	EPICES
	GER	18	38		56	ALL	BOYAUX A SAUCISSES
	OTHER		2		2	AUTRE	
COMMODITY TOTAL MISC. FOOD PREP. NES		18	40		58		TOTAL DE MARCHANDISE DIV. PREP. ALIM. NDA
HULLS, SCREENINGS, CHAFF	GER	3	85		88	ALL	ECOLURES, CRIBLURES, BAL
	U K		3,371		3,371	R U	
	GER		35		35	ALL	
	GREEK		9,605		9,605	GRECQ	
	NORW		500		500	NORV	
	SWEDN		4,312		4,312	SUEDE	
	LIBER		1,123		1,123	LIBER	
COMMODITY TOTAL BRAN, SHORTS, MIDDINGS			18,946		18,946		TOTAL DE MARCHANDISE SON, ISSUES DE CEREALES
OIL SEED MEAL, CAKE NES	NORW		8,572		8,572	NORV	FAR. TOURT. OLEAG. NDA
	GER		2,195		2,195	ALL	
	GREEK		1,549		1,549	GRECQ	
	OTHER	1,382			1,382	AUTRE	
COMMODITY TOTAL FEEDS OF ANIMAL ORIGIN		1,382	3,744		5,126		TOTAL DE MARCHANDISE PROV. DDRTIGINE ANIMALE
CONC. COMPLETE FEEDS	DENMK	660			660	DANMK	CONC., PROV. COMPLETES
	DENMK		2,800		2,800	DANMK	
	GER			1,652	1,652	ALL	
	GREEK			1,842	1,842	GRECQ	
	NETH			559	559	P.BAS	
	NORW		9,985	3,696	13,681	NORV	
	LIBER		16,788	12,110	28,898	LIBER	
	OTHER		10,329		10,329	AUTRE	
COMMODITY TOTAL MISC. ALCOHOLS, BEV.			39,902	19,859	59,761		TOTAL DE MARCHANDISE BEV. ALCOOL. DIVER.
	GER	134	10	26	174	ALL	



TABLE 1. CARGOES LOADED AT CANADIAN PORTS FOR FOREIGN COUNTRIES.

TABLÉAU 1. MARCHANDISES CHARGÉES DANS LES PORTS CANADIENS A DESTINATION DE PAYS ÉTRANGERS.

COUNTRY OF ORIGIN AND KIND OF CARGO	REGISTRY OF VESSEL	ATLANTIC ATLANTIQUE	GREAT LAKES GRANDS LACS	PACIFIC PACIFIQUE	TOTAL TOTAL	IMMATIC. DU NAVIRE	PAYS DE DESTINATION ET MARCHANDISE
<b>NETHERLANDS CONT.</b>							<b>PAYS-BAS SUITE</b>
TOBACCO NES	OTHER	15			15	AUTRE	TABACS NDA
RAW HIDES AND SKINS	GER	157	703		860	ALL	PEAUX ET CUIRS BRUT
	SWEDN	15			15	SUEDE	
	OTHER	1,881	213		2,094	AUTRE	
<b>COMMODITY TOTAL</b>		<b>2,053</b>	<b>213</b>		<b>2,266</b>		<b>TOTAL DE MARCHANDISE</b>
CRUDE ANIMAL PRODNES	GER		916		916	ALL	PR. BRUTS ORIG. ANIM. NDA
SEEDS FOR SOWING NES	U K		319		319	R U	GRAINES DE SEMENCE NDA
	GER	20			20	ALL	
<b>COMMODITY TOTAL</b>		<b>20</b>			<b>20</b>		<b>TOTAL DE MARCHANDISE</b>
FLAXSEED	U K	7,091	9,151		16,242	R U	GRAINE DE LIN
	DENMK		4,151		4,151	DANMK	
	GER		22,858	10,214	33,072	ALL	
	GREEK		1,820	30,013	31,833	GRECQ	
	ITALY		14,291		14,291	ITAL	
	NORW	3,306	68,670		71,976	NORV	
	SWEDN		18,360		18,360	SUEDE	
	LIBER		31,485	46,132	77,617	LIBER	
	OTHER	8,592	72,223		80,815	AUTRE	
<b>COMMODITY TOTAL</b>		<b>18,989</b>	<b>243,009</b>	<b>86,359</b>	<b>348,357</b>		<b>TOTAL DE MARCHANDISE</b>
MUSTARDO SEED	GER		8,601		8,601	ALL	GRAINE DE MOUTARDE
	GREEK		1,022		1,022	GRECQ	
	NETH			510	510	P. BAS	
	NORW		16,212		16,212	NORV	
<b>COMMODITY TOTAL</b>			<b>25,835</b>	<b>510</b>	<b>26,345</b>		<b>TOTAL DE MARCHANDISE</b>
RAPESEED	U K		16,808		16,808	R U	GRAINE DE CDLZA
	DENMK		17,760		17,760	DANMK	
	GER		6,087	6,720	12,807	ALL	
	GREEK			5,542	5,542	GRECQ	
	NORW	2,779	20,392		23,171	NORV	
	SWEDN		8,992		8,992	SUEDE	
	LIBER		7,715	6,430	14,145	LIBER	
	OTHER	9,610	28,898		38,508	AUTRE	
<b>COMMODITY TOTAL</b>		<b>12,389</b>	<b>106,652</b>	<b>18,692</b>	<b>137,733</b>		<b>TOTAL DE MARCHANDISE</b>
SOYA BEANS	GREEK	38,500			38,500	GRECQ	GRAINE DE SOYA
	NORW	34,602			34,602	NORV	
	LIBER	19,127			19,127	LIBER	
	OTHER	14,099	60		14,159	AUTRE	
<b>COMMODITY TOTAL</b>		<b>106,328</b>	<b>60</b>		<b>106,388</b>		<b>TOTAL DE MARCHANDISE</b>
OIL SEEDS, ANIMS NES	DENMK		1,680		1,680	DANMK	GRAINES, NOIX DLEAG. NDA
	GER			5,180	5,180	ALL	
	GREEK		3,456		3,456	GRECQ	
	NORW		4,019		4,019	NORV	
	OTHER	18			18	AUTRE	
<b>COMMODITY TOTAL</b>		<b>18</b>	<b>9,155</b>	<b>5,180</b>	<b>14,353</b>		<b>TOTAL DE MARCHANDISE</b>
LOGS	GER		143		143	ALL	BILLES
PULPMOOD	GER	6,960			6,960	ALL	BOIS A PATE
	NETH	420			420	P. BAS	
	NORW	25,232			25,232	NORV	
	LIBER	4,350			4,350	LIBER	
	OTHER	27,768			27,768	AUTRE	
<b>COMMODITY TOTAL</b>		<b>64,730</b>			<b>64,730</b>		<b>TOTAL DE MARCHANDISE</b>
TEXTILE FIBRES NES	GER	8			8	ALL	FIBRES TEXTILES NDA
	OTHER	30			30	AUTRE	
<b>COMMODITY TOTAL</b>		<b>38</b>			<b>38</b>		<b>TOTAL DE MARCHANDISE</b>
IRON ORE AND CONC	U K	185,338			185,338	R U	MINERAL, CONC. DE FER
	DENMK	28,579			28,579	DANMK	
	GER	1,054,948			1,054,948	ALL	
	GREEK	387,227			387,227	GRECQ	
	NORW	311,492			311,492	NORV	
	LIBER	560,915			560,915	LIBER	
	JAPAN	69,440			69,440	JAPON	
<b>COMMODITY TOTAL</b>		<b>2,597,939</b>			<b>2,597,939</b>		<b>TOTAL DE MARCHANDISE</b>
LEAD ORE AND CONC.	NORW	7,314			7,314	NORV	MINERAL, CONC. DE PLDMB
	OTHER				827	AUTRE	
<b>COMMODITY TOTAL</b>		<b>7,314</b>			<b>8,141</b>		<b>TOTAL DE MARCHANDISE</b>
NICKEL-COPPER ORE	OTHER	5,106			5,106	AUTRE	MINER. DE CUIVRE-NICKEL
TITANIUM ORE	GER	31,360			31,360	ALL	MINERAL DE TITANE
	OTHER	41,168			41,168	AUTRE	
<b>COMMODITY TOTAL</b>		<b>72,528</b>			<b>72,528</b>		<b>TOTAL DE MARCHANDISE</b>
ZINC ORE AND CONC.	GER	142,721			142,721	ALL	MINERAL, CONC. DE ZINC
	NORW	12,879	14,582		27,461	NORV	
	LIBER	5,275			5,275	LIBER	
<b>COMMODITY TOTAL</b>		<b>160,875</b>	<b>14,582</b>		<b>175,457</b>		<b>TOTAL DE MARCHANDISE</b>
ORES AND CONC. NES	GER		703		703	ALL	MINERAIS ET CONC. NDA
	NORW	4,230			4,230	NORV	
	SWEDN				227	SUEDE	
<b>COMMODITY TOTAL</b>		<b>4,230</b>	<b>703</b>		<b>5,160</b>		<b>TOTAL DE MARCHANDISE</b>
IRON AND STEEL SCRAP	NORW	6,720			6,720	NORV	DECHETS DE FER, DACIER
SLAG, DRDSS, BY-PRODUCTS	U K	84,677			84,677	R U	POUS. GUEUL. SCOR. PROD.
	GER	101,086			101,086	ALL	
	GREEK	24,300			24,300	GRECQ	
	U S A	7,867			7,867	E-U	
<b>COMMODITY TOTAL</b>		<b>217,930</b>			<b>217,930</b>		<b>TOTAL DE MARCHANDISE</b>
COAL, BITUMINOUS	LIBER			38,876	38,876	LIBER	CHARBON BITUMINEUX
ASBESTOS	GER	68			6,520	ALL	AMIANTE
	NETH				1,079	P. BAS	

TABLE 1. CARGOES LOADED AT CANADIAN PORTS FOR FOREIGN COUNTRIES.

TABLBAU 1. MARCHANDISES CHARGEES DANS LES PORTS CANADIENS A DESTINATION DE PAYS ETRANGERS.

COUNTRY OF DESTINATION AND KIND OF CARGO	REGISTRY OF VESSEL	ATLANTIC ATLANTIQUE	GREAT LAKES GRANDS LACS	PACIFIC PACIFIQUE	TOTAL TOTAL	IMMATIC. DU NAVIRE	PAYS DE DESTINATION ET MARCHANDISE
NETHERLANDS CONT.							PAYS-BAS SUITE
	SWEDN			20	20	SUEDE	
	OTHER	237		1,154	1,391	AUTRE	
COMMODITY TOTAL		305		8,773	9,078		TOTAL DE MARCHANDISE
SAND AND GRAVEL	OTHER	5			5	AUTRE	SABLE ET GRAVIERS
SULPHUR IN DRES	U K			19,611	19,611	R U	SOUFRE EN MINERAL
CRUDE NON-MET.MIN.NES	GER	10			10	ALL	MIN.NON-MET.BRUTS NDA
	SWEDN			3	3	SUEDE	
	OTHER	55			55	AUTRE	
COMMODITY TOTAL		65		3	68		TOTAL DE MARCHANDISE
WASTE AND SCRAP NES	OTHER		2		2	AUTRE	DECHETS ET REBUTS NDA
LEATHER	GER	11			11	ALL	CUIR
LUMBER AND TIMBER	U K			6,954	6,954	R U	BOIS DOEUVRE ET CHARP.
	GER	28	40	1,948	2,016	ALL	
	GREEK			2,897	2,897	GRECQ	
	NDRW			13,246	13,246	NORV	
	SWEDN	40		3,733	3,773	SUEDE	
	LIBER			1,827	1,827	LIBER	
	OTHER	268		7,315	7,583	AUTRE	
COMMODITY TOTAL		336	40	37,920	38,296		TOTAL DE MARCHANDISE
SHINGLES AND SHAKES	NORW			25	25	NORV	BARDEAUX, BARO, FACADE
	OTHER			3	3	AUTRE	
COMMODITY TOTAL				28	28		TOTAL DE MARCHANDISE
VENEER, PLYWOOD	GER	8	61	1,675	1,744	ALL	PLACAGES, CONTRE-PLAQ.
	GREEK			1,345	1,345	GRECQ	
	NETH			606	606	P.BAS	
	NORW			6,019	6,019	NORV	
	SWEDN			6,473	6,473	SUEDE	
	LIBER			359	359	LIBER	
	OTHER			3,176	3,176	AUTRE	
COMMODITY TOTAL		8	61	19,653	19,722		TOTAL DE MARCHANDISE
WOOD FAB. MATERIALS	GER	6			6	ALL	DEMI-PRODUITS EN BOIS
	NORW			63	63	NORV	
COMMODITY TOTAL				63	69		TOTAL DE MARCHANDISE
PULP	U K	2,413		39,300	41,713	R U	PATE
	DENMK	368		2,029	2,397	DANMK	
	GER	9,734		10,955	20,689	ALL	
	GREEK			2,586	2,586	GRECQ	
	NETH	317		3,527	3,844	P.BAS	
	NORW	4,880		39,969	44,849	NORV	
	SWEDN			11,396	11,396	SUEDE	
	LIBER			37,560	37,560	LIBER	
	OTHER	5,504		18,311	23,815	AUTRE	
COMMODITY TOTAL		23,216		165,633	188,849		TOTAL DE MARCHANDISE
NEWSPRINT PAPER	U K	8,054			8,054	R U	PAPIER JOURNAL
	GER	4,460		1,837	6,297	ALL	
	OTHER	4,290			4,290	AUTRE	
COMMODITY TOTAL		16,804		1,837	18,641		TOTAL DE MARCHANDISE
PAPER NES	GER		3		3	ALL	PAPIER NDA
PAPERBOARD	GER	16	4		20	ALL	CARTON
TEXTILE FAB. MTL NES	GER	19	21		40	ALL	OUVR. EN MAT. TEXT. NDA
	OTHER	1			1	AUTRE	
COMMODITY TOTAL		20	21		41		TOTAL DE MARCHANDISE
ANIMAL DILS, EXC. MARINE	U K	2,408			2,408	R U	HUIL. ANIM. SAUF AN. MAR.
	ITALY	505	1,200		1,705	ITAL	
	NORW	23,281	1,584		24,865	NORV	
	SWEDN	1,215	702		1,917	SUEDE	
	LIBER	1,590	2,211		3,801	LIBER	
	OTHER	997			997	AUTRE	
COMMODITY TOTAL		29,996	5,697		35,693		TOTAL DE MARCHANDISE
SOYABEAN OIL	NDRW		1,752		1,752	NORV	HUILE DE SOYA
VEG. OILS, FATS NES	GER			92	92	ALL	HUIL. MAT. GRAS. VEG. NDA
	ITALY	842			842	ITAL	
	SWEDN	510			510	SUEDE	
	LIBER	999			999	LIBER	
COMMODITY TOTAL		2,351		92	2,443		TOTAL DE MARCHANDISE
DILS, FATS, WAXES NES	GER	2			2	ALL	HUIL. MAT. GRAS. CIRE NDA
	NORW	1,666	337		2,003	NORV	
	LIBER	772			772	LIBER	
COMMODITY TOTAL		2,440	337		2,777		TOTAL DE MARCHANDISE
METALLIC SALTS	GER	190			190	ALL	SELS METALLIQUES
INORGANIC CHEMS. NES	GER	34	6		40	ALL	PROD. CHIM. INORG. NDA
	SWEDN		1,294		1,294	SUEDE	
	OTHER	57			57	AUTRE	
COMMODITY TOTAL		91	1,300		1,391		TOTAL DE MARCHANDISE
ORGANIC CHEMICALS NES	GER	176	24		200	ALL	PROD. CHIM. ORG. NDA
	NORW	1,768	3,472		5,240	NORV	
	SWEDN			30	30	SUEDE	
	LIBER	3,303	1,250		4,553	LIBER	
COMMODITY TOTAL		5,247	4,746	30	10,023		TOTAL DE MARCHANDISE
FERTILIZERS NES	GER		22		22	ALL	ENGRAIS CHIMIQUE NDA
AGRICULTURAL CHEMICALS	SWEDN	14			14	SUEDE	PROD. CHIM. AGRICOLES
SYNTHETIC RUBBER	GER	13	1,842		1,855	ALL	CAOUTCHOUC SYNTHETIQUE
	NORW		7,559		7,559	NORV	
	SWEDN		694		694	SUEDE	
	OTHER	19			19	AUTRE	
COMMODITY TOTAL		32	10,095		10,127		TOTAL DE MARCHANDISE

TABLE 1. CARGOES LOADED AT CANADIAN PORTS FOR FOREIGN COUNTRIES.

TABLBAU 1. MARCHANDISES CHARGÉES DANS LES PORTS CANADIENS A DESTINATION DE PAYS ÉTRANGERS.

COUNTRY OF DESTINATION AND KIND OF CARGO	REGISTRY OF VESSEL	ATLANTIC ATLANTIQUE	GREAT LAKES GRANDS LACS	PACIFIC PACIFIQUE	TOTAL TOTAL	IMMATIC. DU NAVIRE	PAYS DE DESTINATION ET MARCHANDISE
<b>NETHERLANDS CONT.</b>							<b>PAYS-BAS SUITE</b>
PLASTIC MATERIALS	U K		1,851		1,851	R U	MATIERES PLASTIQUES
	GER	44	10		54	ALL	
	NORW	556			556	NORV	
	LIBER		2,860		2,860	LIBER	
COMMODITY TOTAL		600	4,721		5,321		TOTAL DE MARCHANDISE
DYESTUFF, PIGMENT, PAINT	GER	1			1	ALL	MAT. COLOR. PIG. PEINTURE
	SWEDN	1,550			1,550	SUEDE	
COMMODITY TOTAL		1,551			1,551		TOTAL DE MARCHANDISE
CHEM. SPECIALTIES NES	GER	29			29	ALL	PROD. CHIM. SPECIAUX NDA
	ITALY	1,016			1,016	ITAL	
	NORW		772		772	NORV	
	SWEON		660		660	SUEDE	
	LIBER	4,191			4,191	LIBER	
COMMODITY TOTAL		5,236	1,432		6,668		TOTAL DE MARCHANDISE
COKE	GER	30,800			30,800	ALL	COKE
	ITALY		14,355		14,355	ITAL	
	NORW	27,433	13,216		40,649	NORV	
	LIBER	91,937	14,219		106,156	LIBER	
COMMODITY TOTAL		150,170	41,790		191,960		TOTAL DE MARCHANDISE
PETROL-COAL PROD. NES	ITALY	3,240			3,240	ITAL	DERIVE PETR. CHARB. NDA
	NORW		578		578	NORV	
COMMODITY TOTAL		3,240	578		3,818		TOTAL DE MARCHANDISE
FERRO-ALLOYS	OTHER	6,882			6,882	AUTRE	FERRO-ALLIAGES
PIG IRON	GER	18,701			18,701	ALL	FER EN GUEUSE
	GREEK	20,720			20,720	GRECQ	
	NORW	68,286			68,286	NORV	
COMMODITY TOTAL		107,707			107,707		TOTAL DE MARCHANDISE
PRIMARY IRON, STEEL NES	GER	1	110		111	ALL	FER, ACIER PRIMAIR. NDA
CASTINGS, FORGINGS	GER	4			4	ALL	MOUL. PIECES FORGEES
BARS AND RODS, STEEL	GER	2,272	556		2,828	ALL	BARRÉS ET TIGES ACIER
PLATE & SHEET STEEL	OTHER	411			411	AUTRE	TOLES, FEUILLES D'ACIER
STRUCTURAL SHAPES	GER		1,227		1,227	ALL	PROFILES DE CONSTRUCT.
PIPES, TUBES: IRON, STEEL	GER		4		4	ALL	TUYAUX, TUBES: FER, ACIER
ALUMINIUM	GER	7,927		1,699	9,626	ALL	ALUMINIUM
	OTHER	3,058		944	4,002	AUTRE	
COMMODITY TOTAL		10,985	2,643		13,628		TOTAL DE MARCHANDISE
COPPER AND ALLOYS	GER	1,508	2,487		3,995	ALL	CUIVRE ET ALLIAGES
	SWEON	1,322			1,322	SUEDE	
	OTHER	6,493			6,493	AUTRE	
COMMODITY TOTAL		9,323	2,487		11,810		TOTAL DE MARCHANDISE
LEAD AND ALLOYS	GER			60	60	ALL	PLOMB ET ALLIAGES
	NETH			913	913	P. BAS	
	OTHER			1,641	1,641	AUTRE	
COMMODITY TOTAL				2,614	2,614		TOTAL DE MARCHANDISE
NICKEL AND ALLOYS	NORW	1,100			1,100	NORV	NICKEL ET ALLIAGES
	SWEDN			6	6	SUEDE	
COMMODITY TOTAL		1,100		6	1,106		TOTAL DE MARCHANDISE
ZINC AND ALLOYS	NORW	11,014			11,014	NORV	ZINC ET ALLIAGES
	SWEDN	552			552	SUEDE	
	OTHER	553			553	AUTRE	
COMMODITY TOTAL		12,119			12,119		TOTAL DE MARCHANDISE
NON-FERROUS METALS NES	GER	57	894	9	960	ALL	METAUX NON-FERREUX NDA
	SWEDN			2	2	SUEDE	
	OTHER	5			5	AUTRE	
COMMODITY TOTAL		62	894	11	967		TOTAL DE MARCHANDISE
METAL FAB. BASIC PROD.	GER	23	32		55	ALL	OUVR. DE BASE EN METAL
	SWEDN		1		1	SUEDE	
	OTHER	1			1	AUTRE	
COMMODITY TOTAL		24	33		57		TOTAL DE MARCHANDISE
GLASS BASIC PRODUCTS	GER	91			91	ALL	OUVR. DE BASE EN VERRE
ASBESTOS BASIC PROD.	U K			253	253	R U	OUVR. DE BASE AMIANTE
NON-MET. MIN. BASIC PROD.	GER	63			63	ALL	PROD. MIN. NON-MET. BASE
	OTHER	16			16	AUTRE	
COMMODITY TOTAL		79			79		TOTAL DE MARCHANDISE
TRACTORS	OTHER	50			50	AUTRE	TRACTEURS
MACHINERY NES	GER	192	144	16	352	ALL	MACHINES NDA
	SWEDN	56			56	SUEDE	
	OTHER	85	56		141	AUTRE	
COMMODITY TOTAL		333	200	16	549		TOTAL DE MARCHANDISE
PASS. AUTOS AND CHASSIS	U K			1	1	R U	VOITURES PART., CHASSIS
	SWEDN	75			75	SUEDE	
	OTHER	39			39	AUTRE	
COMMODITY TOTAL		114		1	115		TOTAL DE MARCHANDISE
MOTOR VEHICLE ENGINES	GER	31	12		43	ALL	MOTEURS DE VEH. AUTOM.
	SWEDN	17			17	SUEDE	
	OTHER	17	14		31	AUTRE	
COMMODITY TOTAL		65	26		91		TOTAL DE MARCHANDISE
SHIPS, AIRCRAFT, MIS. VEH	GER	1	6		7	ALL	NAVIRES, AVIONS, VEH. DIV
	NETH			25	25	P. BAS	
	SWEDN	9			9	SUEDE	
COMMODITY TOTAL		10	6	25	41		TOTAL DE MARCHANDISE
RUBBER TIRES AND TUBES	GER		4		4	ALL	PNEUS, CHAMBRES A AIR
EQUIPMENT MISC.	DENMK	1			1	DANMK	MATERIEL DIVERS
	GER	96	74		170	ALL	
	OTHER	46			46	AUTRE	
COMMODITY TOTAL		143	74		217		TOTAL DE MARCHANDISE

TABLE 1. CARGOES LOADED AT CANADIAN PORTS FOR FOREIGN COUNTRIES.

TABLBAU 1. MARCHANDISES CHARGÉES DANS LES PORTS CANADIENS A DESTINATION DE PAYS ÉTRANGERS.

COUNTRY OF DESTINATION AND KIND OF CARGO	REGISTRY OF VESSEL	ATLANTIC ATLANTIQUE	GREAT LAKES GRANDS LACS	PACIFIC PACIFIQUE	TOTAL TOTAL	IMMATIC. OU NAVIRE	PAYS DE DESTINATION ET MARCHANDISE	
NETHERLANDS CONT. PERSONAL, HOUSEHOLD GOODS	GER	36	6	10	52	ALL	PAYS-BAS SUITE ART. PERS. ET MENAGERS	
	NETH			6	6	P.BAS		
	SWEDN			6	6	SUEDE		
	OTHER	6	1		7	AUTRE		
	COMMODITY TOTAL	42	7	22	71		TOTAL DE MARCHANDISE	
	CONTAINERS, CLOSURES	GER	2	4		6	ALL	CONTENEURS, FERMETURES
		OTHER	425			425	AUTRE	
	COMMODITY TOTAL	427	4		431		TOTAL DE MARCHANDISE	
	MISC. END PRODUCTS NES	GER	112	22		134	ALL	PRODUITS FINIS DIV. NDA
		NETH			2	2	P.BAS	
		SWEDN		1		1	SUEDE	
	COMMODITY TOTAL	112	23	2	137		TOTAL DE MARCHANDISE	
	GENERAL CARGO	GER	233	37	1	271	ALL	MARCHANDISES DIVERSES
		SWEDN	10			10	SUEDE	
		OTHER	39			39	AUTRE	
COMMODITY TOTAL	282	37	1	320		TOTAL DE MARCHANDISE		
CONTAINERIZED FREIGHT	U K	152,896		1,688	154,584	R U	FRET CONTENEURESE	
	DENMK			1,227	1,227	DANMK		
	GER	802	455		1,257	ALL		
	NETH	429			429	P.BAS		
	SWEDN			2,347	2,347	SUEDE		
	OTHER	81			81	AUTRE		
COMMODITY TOTAL	154,208	455	5,262	159,925		TOTAL DE MARCHANDISE		
COUNTRY/REGION TOTAL		4,568,915*	663,953*	472,340*	5,705,208*		TOTAL DE PAYS/REGION	
NORWAY								
MEAT, FRESH OR FROZEN	NORW	50			50	NORV	NORVEGE	
FISH, FRESH OR FROZEN	DENMK	424			424	DANMK	VIANDE, FRAICHE / CONG. POISSON, FRAIS OU CONG.	
	NETH	18			18	P.BAS		
	SWEDN			14	14	SUEDE		
COMMODITY TOTAL	442			14	456		TOTAL DE MARCHANDISE	
FISH, SALTED OR CURED	DENMK	259			259	DANMK	POISSON, SALE OU FUME	
	NORW	31			31	NORV		
COMMODITY TOTAL	290				290		TOTAL DE MARCHANDISE	
LOBSTER	GER	1			1	ALL	HOMARD	
SHELL FISH, NES	GER	6			6	ALL	MOLLUSQUES CRUST., NDA	
	NORW	144			144	NORV		
COMMODITY TOTAL	150				150		TOTAL DE MARCHANDISE	
CORN	GER	5			5	ALL	MAIS	
RYE	GER		12,613		12,613	ALL	SEIGLE	
WHEAT	SWEDN	4,844			4,844	SUEDE	BLE	
	LIBER	6,471			6,471	LIBER		
	PANAM	9,184			9,184	PANAM		
COMMODITY TOTAL	20,499				20,499		TOTAL DE MARCHANDISE	
VEGETABLES, FRESH	SWEDN	11			11	SUEDE	LEGUMES, FRAIS	
VEGETABLES, FROZEN	SWEDN			39	39	SUEDE	LEGUMES, CONGELES	
VEGETABLES, DRIED	GER	3			3	ALL	LEGUMES, SECS	
VEGETABLE PREP. NES	GER	6	3		9	ALL	PREP. DE LEGUMES NDA	
	SWEDN		2		2	SUEDE		
COMMODITY TOTAL	6	5			11		TOTAL DE MARCHANDISE	
SAUSAGE SKINS, CASINGS	GER	5	9		14	ALL	BOYAUX A SAUCISSES	
MISC. FOOD PREP. NES	GER		11		11	ALL	DIV. PREP. ALIM. NDA	
TOBACCO NES	GER		56		56	ALL	TABACS NDA	
RAW HIDES AND SKINS	DENMK	160			160	DANMK	PEAUX ET CUIRS BRUT	
FLAXSEED	OTHER		4,408		4,408	AUTRE	GRAINE DE LIN	
RAPESEED	SWEDN		3,575		3,575	SUEDE	GRAINE DE COLZA	
SOYA BEANS	NETH	4,600			4,600	P.BAS	GRAINE DE SOYA	
CRUDE VEG. PROD. NES	GER	647			647	ALL	PR. BRUTS ORIG. VEG. NOA	
NICKEL-COPPER ORE	GER		1,629		1,629	ALL	MINER. DE CUIVRE-NICKEL	
	NORW	80,819	86		80,905	NORV		
COMMODITY TOTAL	80,819	1,715			82,534		TOTAL DE MARCHANDISE	
ZINC ORE AND CONC.	NORW	34,739			34,739	NORV	MINERAL, CONC. DE ZINC	
NON-FERROUS MET. SCRAP	NORW	6,229			6,229	NORV	DECHETS METAL. NON FER.	
ASBESTOS	GER	5			5	ALL	AMIANTE	
LUMBER AND TIMBER	SWEDN		4		4	SUEDE	BOIS OEUVRE ET CHARP.	
VENEER, PLYWOOD	NORW			121	121	NORV	PLACAGES, CONTRE-PLAQ.	
PAPER NES	GER		11		11	ALL	PAPIER NDA	
TEXTILE FAB. MTL NES	NORW		1		1	NORV	OUVR. EN MAT. TEXT. NDA	
FISH, MARINE ANIMAL OIL	NORW	1,320			1,320	NORV	HUIL. DE POISSON, AN. MAR	
PLASTIC MATERIALS	GER		8		8	ALL	MATIERES PLASTIQUES	
	SWEDN		12		12	SUEDE		
COMMODITY TOTAL	20				20		TOTAL DE MARCHANDISE	
CHEM. SPECIALTIES NES	GER	1			1	ALL	PROD. CHIM. SPECIAUX NDA	
PLATE & SHEET STEEL	GER	25			25	ALL	TOLES, FEUILLES DACIER	
WIRE	NORW		1		1	NORV	FIL METALLIQUE	
NICKEL AND ALLOYS	GER		2		2	ALL	NICKEL ET ALLIAGES	
	NORW		6,608		6,608	NORV		
COMMODITY TOTAL			6,610		6,610		TOTAL DE MARCHANDISE	
NON-MET. MIN. BASIC PROD	GER	12			12	ALL	PROD. MIN. NON-MET. BASE	
TRACTORS	GER	7			7	ALL	TRACTEURS	
MACHINERY NES	U K	914			914	R U	MACHINES NDA	
	GER	15	6		21	ALL		
	SWEDN	3			4	SUEDE		
COMMODITY TOTAL	932	6		1	939		TOTAL DE MARCHANDISE	

TABLE 1. CARGOES LOADED AT CANADIAN PORTS FOR FOREIGN COUNTRIES.

TABLE 1. MARCHANDISES CHARGÉES DANS LES PORTS CANADIENS A DESTINATION DE PAYS ÉTRANGERS.

COUNTRY OF ORIGIN AND KIND OF CARGO	REGISTRY OF VESSEL	ATLANTIC ATLANTIQUE	GREAT LAKES GRANDS LACS	PACIFIC PACIFIQUE	TOTAL TOTAL	IMMATIC. DU NAVIRE	PAYS DE DESTINATION ET MARCHANDISE
NORWAY							NORVEGE
MOTOR VEHICLE ENGINES	GER		1		1	ALL	SUITE
PERSONAL, HOUSEHOLD GOODS	GER	1			1	ALL	MOTEURS DE VEH. AUTOM.
	SWEDN			2	2	SUEDE	ART. PERS. ET MENAGERS
COMMODITY TOTAL		1		2	3		TOTAL DE MARCHANDISE
CONTAINERS, CLOSURES	NORW	26			26	NORV	CONTENEURS, FERMETURES
GENERAL CARGO	GER	4	15		19	ALL	MARCHANDISES DIVERSES
	SWEDN		1		1	SUEDE	
COMMODITY TOTAL		4	16		20		TOTAL DE MARCHANDISE
CONTAINERIZED FREIGHT	GER		16		16	ALL	FRET CONTENEURESE
COUNTRY/REGION TOTAL		150,989*	29,078*	177*	180,244*		TOTAL DE PAYS/REGION
PORTUGAL							PORTUGAL
FISH, FRESH OR FROZEN	ITALY		1		1	ITAL	POISSON, FRAIS OU CONG.
BARLEY	GREEK	13,608			13,608	GRECQ	ORGE
	LIBER	32,592			32,592	LIBER	
	PANAM	11,765			11,765	PANAM	
COMMODITY TOTAL		57,965			57,965		TOTAL DE MARCHANDISE
WHEAT	ITALY	12,894			12,894	ITAL	BLE
WHEAT FLOUR	GREEK	42			42	GRECQ	FARINE DE BLE
	ITALY	162			162	ITAL	
COMMODITY TOTAL		204			204		TOTAL DE MARCHANDISE
SAUSAGE SKINS, CASINGS	GREEK		8		8	GRECQ	BOYAUX A SAUCISSES
MISC. FOOD PREP. NES	GREEK		5		5	GRECQ	DIV. PREP. ALIM. NDA
	ITALY	2			2	ITAL	
COMMODITY TOTAL		2	5		7		TOTAL DE MARCHANDISE
DIST. ALCOHOLIC BEV.	ITALY	4			4	ITAL	BOISS. ALCOOL. DIST.
RAW HIDES AND SKINS	GREEK		161		163	GRECQ	PEAUX ET CUIRS BRUT
	ITALY	327	7		334	ITAL	
COMMODITY TOTAL		329	168		497		TOTAL DE MARCHANDISE
ASBESTOS	GREEK	1,483			1,483	GRECQ	AMIANTE
	ITALY	733			733	ITAL	
	OTHER	120			120	AUTRE	
COMMODITY TOTAL		2,336			2,336		TOTAL DE MARCHANDISE
COTTON, TEXTILE WASTE	GREEK	12			12	GRECQ	DECHETS DE COTON, TEXT.
	ITALY		14		14	ITAL	
COMMODITY TOTAL		12	14		26		TOTAL DE MARCHANDISE
WASTE AND SCRAP NES	ITALY	11			11	ITAL	DECHETS ET REBUTS NDA
RUBBER FAB. MATERIALS	GREEK		3		3	GRECQ	DEMI-PROD. CAOUTCHOUC
LUMBER AND TIMBER	GREEK		1		1	GRECQ	BOIS D'OEUVRE ET CHARP.
NEWSPRINT PAPER	OTHER	1,102			1,102	AUTRE	PAPIER JOURNAL
WET MACHINE BOARD	GREEK		2		2	GRECQ	CARTON EN PATE PRESSE
TEXTILE FAB. MTL NES	ITALY	4			4	ITAL	OUVR. EN MAT. TEXT. NDA
	PANAM	4			4	PANAM	
COMMODITY TOTAL		8			8		TOTAL DE MARCHANDISE
AGRICULTURAL CHEMICALS	ITALY	4			4	ITAL	PROD. CHIM. AGRICOLES
SYNTHETIC RUBBER	ITALY	12			12	ITAL	CAOUTCHOUC SYNTHETIQUE
	OTHER	6			6	AUTRE	
COMMODITY TOTAL		18			18		TOTAL DE MARCHANDISE
PLASTIC MATERIALS	OTHER	26			26	AUTRE	MATIERES PLASTIQUES
DYESTUFF, PIGMENT, PAINT	GREEK	2			2	GRECQ	MAT. COLOR. PIG. PEINTURE
LUBRICATING OIL, GREASE	GREEK	5			5	GRECQ	HUILE, GRAISSE LUBRIF.
ALUMINIUM	ITALY	734			734	ITAL	ALUMINIUM
	OTHER	4,376			4,376	AUTRE	
COMMODITY TOTAL		5,110			5,110		TOTAL DE MARCHANDISE
COPPER AND ALLOYS	ITALY	413			413	ITAL	CUIVRE ET ALLIAGES
ZINC AND ALLOYS	ITALY	580	110		690	ITAL	ZINC ET ALLIAGES
	LIBER	250			250	LIBER	
	PANAM	65			65	PANAM	
COMMODITY TOTAL		895	110		1,005		TOTAL DE MARCHANDISE
MACHINERY NES	ITALY	18			18	ITAL	MACHINES NDA
MOTOR VEHICLE ENGINES	ITALY	3		2	20	ITAL	MOTEURS DE VEH. AUTOM.
EQUIPMENT MISC.	GREEK	2	1		3	GRECQ	MATERIEL DIVERS
PERSONAL, HOUSEHOLD GOODS	GREEK	1	3		4	GRECQ	ART. PERS. ET MENAGERS
	ITALY		1		1	ITAL	
	PANAM	4			4	PANAM	
	OTHER	2			2	AUTRE	
COMMODITY TOTAL		7	4	122	133		TOTAL DE MARCHANDISE
CONTAINERS, CLOSURES	GREEK		5		5	GRECQ	CONTENEURS, FERMETURES
MISC. END PRODUCTS NES	GREEK		2		2	GRECQ	PRODUITS FINIS DIV. NDA
	ITALY	4	1		5	ITAL	
COMMODITY TOTAL		4	3		7		TOTAL DE MARCHANDISE
GENERAL CARGO	ITALY	21			21	ITAL	MARCHANDISES DIVERSES
CONTAINERIZED FREIGHT	U K	29			29	R U	FRET CONTENEURESE
	GER	4,041			4,041	ALL	
	GREEK		6		6	GRECQ	
	ITALY	849			849	ITAL	
	OTHER	691			691	AUTRE	
COMMODITY TOTAL		5,610	6		5,616		TOTAL DE MARCHANDISE
COUNTRY/REGION TOTAL		87,005*	331*	124*	87,460*		TOTAL DE PAYS/REGION
SPAIN							ESPAGNE
CATTLE	GER	400			400	ALL	BOVINS

TABLE 1. CARGOES LOADED AT CANADIAN PORTS FOR FOREIGN COUNTRIES.  
 TABLBAU 1. MARCHANDISES CHARGÉES DANS LES PORTS CANADIENS A DESTINATION DE PAYS ÉTRANGERS.

COUNTRY OF DESTINATION AND KIND OF CARGO	REGISTRY OF VESSEL	ATLANTIC ATLANTIQUE	GREAT LAKES GRANDS LACS	PACIFIC PACIFIQUE	TOTAL TOTAL	IMMATIC. DU NAVIRE	PAYS DE DESTINATION ET MARCHANDISE
SPAIN CONT.							ESPAGNE SUITE
	NETH	83			83	P.BAS	
	LIBER	943			943	LIBER	
COMMODITY TOTAL		1,426			1,426		TOTAL DE MARCHANDISE
LIVE ANIMALS, NES	LIBER	3			3	LIBER	ANIMAUX VIVANTS, NDA
MEAT AND MEAT PREP. NES	ITALY		18		18	ITAL	VIANDES ET PREP. NDA
FISH, FRESH OR FROZEN	ITALY			5	5	ITAL	POISSON, FRAIS OU CONG.
CHEESE	OTHER	1			1	AUTRE	FROMAGE
CORN	OTHER	118,371			118,371	AUTRE	MAIS
NUTS, EXC. OIL NUTS NES	NORW	66			66	NORV	NOIX, SAUF OLEAG. NDA
VEGETABLES, DRIED	GREEK	55			55	GRECQ	LEGUMES, SECS
COMMODITY TOTAL	OTHER	166			166	AUTRE	
TEA		221			221		TOTAL DE MARCHANDISE
SPICES	OTHER	876			876	AUTRE	THE
SAUSAGE SKINS, CASINGS	ITALY		15		15	ITAL	EPICES
	GER		6		6	ALL	BOYAUX A SAUCISSES
	GREEK	2	5		7	GRECQ	
	ITALY			3	3	ITAL	
	OTHER	4			4	AUTRE	
COMMODITY TOTAL		6	11	3	20		TOTAL DE MARCHANDISE
MISC. FOOD PREP. NES	GER		5		5	ALL	DIV. PREP. ALIM. NDA
	ITALY		6		6	ITAL	
COMMODITY TOTAL			11		11		TOTAL DE MARCHANDISE
DIST. ALCOHOLIC BEV.	GREEK	1			1	GRECQ	BOISS. ALCOOL. DIST.
RAW HIDES AND SKINS	GER	5	73		78	ALL	PEAUX ET CUIRS BRUT
	GREEK	142	6		148	GRECQ	
	ITALY	161	109	11	281	ITAL	
	NDRW		12		12	NDRV	
	OTHER	1,223	99		1,322	AUTRE	
COMMODITY TOTAL		1,531	299	11	1,841		TOTAL DE MARCHANDISE
SEEDS FOR SOWING NES	GREEK	7			7	GRECQ	GRAINES DE SEMENCE NDA
	OTHER	20			20	AUTRE	
COMMODITY TOTAL		27			27		TOTAL DE MARCHANDISE
FLAXSEED	PANAM		4,480		4,480	PANAM	GRAINE DE LIN
	OTHER		7,550		7,550	AUTRE	
COMMODITY TOTAL			12,030		12,030		TOTAL DE MARCHANDISE
RAPESEED	ITALY			28	28	ITAL	GRAINE DE COLZA
	OTHER	20			20	AUTRE	
COMMODITY TOTAL		20		28	48		TOTAL DE MARCHANDISE
SOYA BEANS	NORW	27,888			27,888	NORV	GRAINE DE SOYA
	LIBER	26,068			26,068	LIBER	
	OTHER	4,722			4,722	AUTRE	
COMMODITY TOTAL		58,678			58,678		TOTAL DE MARCHANDISE
LOGS	ITALY			87	87	ITAL	BILLES
PULPWOOD	NORW	3,431			3,431	NORV	BOIS A PATE
	GREEK	3,398			3,398	GRECQ	
	OTHER	5,001			5,001	AUTRE	
COMMODITY TOTAL		11,830			11,830		TOTAL DE MARCHANDISE
TEXTILE FIBRES NES	GREEK		28		28	GRECQ	FIBRES TEXTILES NDA
COPPER ORE AND CONC.	GREEK		1,120		1,120	GRECQ	MINERAI, CONC. CUIVRE
IRON ORE AND CONC.	U K	50,232			50,232	R U	MINERAI, CONC. DE FER
	DENMK	45,136			45,136	DANMK	
	GER	48,496			48,496	ALL	
	NORW	41,440			41,440	NORV	
	LIBER	112,224			112,224	LIBER	
	OTHER	606,085			606,085	AUTRE	
COMMODITY TOTAL		903,613			903,613		TOTAL DE MARCHANDISE
ZINC ORE AND CONC.	PANAM	14,037			14,037	PANAM	MINERAI, CONC. DE ZINC
ORES AND CONC. NES	ITALY			3	3	ITAL	MINERAI ET CONC. NDA
IRON AND STEEL SCRAP	U K	9,968			9,968	R U	DECHETS DE FER, D'ACIER
	LIBER	8,400	3,381		11,781	LIBER	
COMMODITY TOTAL		18,368	3,381		21,749		TOTAL DE MARCHANDISE
ASBESTOS	GER	642			642	ALL	AMIANTE
	GREEK	1,996		110	2,106	GRECQ	
	ITALY	1,067		2,839	3,906	ITAL	
	OTHER	17,478		362	17,840	AUTRE	
COMMODITY TOTAL		21,183		3,311	24,494		TOTAL DE MARCHANDISE
CLAY MATERIALS NES	OTHER	313			313	AUTRE	MATIERES ARGIL. NDA
SULPHUR IN ORES	LIBER			10,700	10,700	LIBER	SOUFRE EN MINERAI
CRUDE NON-MET. MIN. NES	OTHER	457			457	AUTRE	MIN. NON-MET. BRUTS NOA
COTTON, TEXTILE WASTE	GER		50		50	ALL	DECHETS DE COTON, TEXT.
	GREEK	233	47		280	GRECQ	
	ITALY	248	182		430	ITAL	
	NORW		10		10	NORV	
	OTHER	792	75		867	AUTRE	
COMMODITY TOTAL		1,273	364		1,637		TOTAL DE MARCHANDISE
LEATHER	OTHER	29			29	AUTRE	CUIR
LUMBER AND TIMBER	GREEK	15	103	1,623	1,741	GRECQ	BOIS D'OEUVRE ET CHARP.
	ITALY		58		58	ITAL	
	NORW			1,163	1,163	NORV	
	LIBER			152	152	LIBER	
	OTHER	60			60	AUTRE	
COMMODITY TOTAL		75	161	2,957	3,193		TOTAL DE MARCHANDISE
PULP	U K				1,742	R U	PATE
	GER				2,638	ALL	
	GREEK				4,828	GRECQ	
	ITALY	115			5,805	ITAL	

TABLE 1. CARGOES LOADED AT CANADIAN PORTS FOR FOREIGN COUNTRIES.

TABLEAU 1. MARCHANDISES CHARGÉES DANS LES PORTS CANADIENS A DESTINATION DE PAYS ÉTRANGERS.

COUNTRY OF DESTINATION AND KIND OF CARGO	REGISTRY OF VESSEL	ATLANTIC ATLANTIQUE	GREAT LAKES GRANDS LACS	PACIFIC PACIFIQUE	TOTAL TOTAL	IMMATIC. DU NAVIRE	PAYS DE DESTINATION ET MARCHANDISE
SPAIN	CONT.						ESPAGNE SUITE
	NETH	924		240	1,164	P.BAS	
	NORW			2,768	2,768	NORV	
	SWEDN			1,325	1,325	SUEDE	
	LIBER			2,424	2,424	LIBER	
	OTHER	2,758		677	3,435	AUTRE	
COMMODITY TOTAL		3,797		22,447	26,244		TOTAL DE MARCHANDISE
NEWSPRINT PAPER	GER	6,385			6,385	ALL	PAPIER JOURNAL
	GREEK	318			318	GREGQ	
	ITALY	67			67	ITAL	
	NORW	837			837	NORV	
	LIBER	163			163	LIBER	
	PANAM	417			417	PANAM	
	CAN	3,332			3,332	CAN	
	OTHER	2,051			2,051	AUTRE	
COMMODITY TOTAL		13,570			13,570		TOTAL DE MARCHANDISE
PAPER NES	GREEK	110			110	GREGQ	PAPIER NOA
	NORW		2		2	NORV	
	OTHER	2			2	AUTRE	
COMMODITY TOTAL		112	2		114		TOTAL DE MARCHANDISE
PAPERBOARD	DENMK	1,523			1,523	DANMK	CARTON
	GER	2,142			2,142	ALL	
	GREFK	1,655			1,655	GREGQ	
	OTHER	665			665	AUTRE	
COMMODITY TOTAL		5,985			5,985		TOTAL DE MARCHANDISE
TEXTILE FAB.MTL NES	GREEK	2			2	GREGQ	OUVR. EN MAT. TEXT. NDA
	OTHER	60			60	AUTRE	
COMMODITY TOTAL		62			62		TOTAL DE MARCHANDISE
ANIMAL OILS, EXC. MARINE	OTHER	2,598			2,598	AUTRE	HUIL. ANIM. SAUF AN. MAR.
OILS, FATS, WAXES NES	GREEK	3			3	GREGQ	HUIL. MAT. GRAS. CIRE NOA
	OTHER			12	12	AUTRE	
COMMODITY TOTAL		3		12	15		TOTAL DE MARCHANDISE
METALLIC SALTS	OTHER	242			242	AUTRE	SELS METALLIQUES
INORGANIC CHEMS. NES	OTHER	28			28	AUTRE	PROD. CHIM. INORG. NDA
ORGANIC CHEMICALS NES	GREEK	6	2		8	GREGQ	PROD. CHIM. ORGAN. NDA
	OTHER	61			61	AUTRE	
COMMODITY TOTAL		67	2		69		TOTAL DE MARCHANDISE
SYNTHETIC RUBBER	OTHER	69			69	AUTRE	CAOUTCHOUC SYNTHETIQUE
PLASTIC MATERIALS	GREEK		2		2	GREGQ	MATIERES PLASTIQUES
	NORW		1		1	NORV	
COMMODITY TOTAL			3		3		TOTAL DE MARCHANDISE
COKE	ITALY	3,608			3,608	ITAL	COKE
	NORW	3,760			3,760	NORV	
	LIBER	16,110			16,110	LIBER	
	OTHER	3,500			3,500	AUTRE	
COMMODITY TOTAL		26,978			26,978		TOTAL DE MARCHANDISE
PIG IRON	GER	12,379			12,379	ALL	FER EN GUEUSE
CASTINGS, FORGINGS	ITALY		1		1	ITAL	MOUL. PIECES FORGEES
PLATE & SHEET STEEL	GREEK		11,728		11,728	GREGQ	TOLES, FEUILLES D'ACIER
STRUCTURAL SHAPES	U K		7,671		7,671	R U	PROFILES DE CONSTRUCT.
PIPES, TUBES: IRON, STEEL	GREEK	1			1	GREGQ	TUYAUX, TUBES: FER, ACIER
ALUMINUM	ITALY	448			448	ITAL	ALUMINIUM
	OTHER	1,459			1,459	AUTRE	
COMMODITY TOTAL		1,907			1,907		TOTAL DE MARCHANDISE
COPPER AND ALLOYS	GER	110			110	ALL	CUIVRE ET ALLIAGES
	GREEK	110			110	GREGQ	
	ITALY	83			83	ITAL	
	OTHER	331			331	AUTRE	
COMMODITY TOTAL		634			634		TOTAL DE MARCHANDISE
ZINC AND ALLOYS	GREEK		1		1	GREGQ	ZINC ET ALLIAGES
	OTHER	100			100	AUTRE	
COMMODITY TOTAL		100	1		101		TOTAL DE MARCHANDISE
NON-FERROUS METALS NES	ITALY			6	6	ITAL	METAUX NON-FERREUX NDA
	OTHER	45			45	AUTRE	
COMMODITY TOTAL		45		6	51		TOTAL DE MARCHANDISE
METAL FAB. BASIC PROD.	GREEK		3		3	GREGQ	OUVR. DE BASE EN METAL
	LIBER			1	1	LIBER	
	OTHER	31			31	AUTRE	
COMMODITY TOTAL		31	3	1	35		TOTAL DE MARCHANDISE
BRICKS, TILES NES	OTHER	207			207	AUTRE	BRIQUES, TILES NOA
ASBESTOS BASIC PROD.	OTHER	22			22	AUTRE	OUVR. DE BASE AMIANTE
CEMENT	OTHER		2		2	AUTRE	CEMENT
NON-MET. MIN. BASIC PROD	ITALY	20			20	ITAL	PROD. MIN. NON-MET. BASE
MACHINERY NES	ITALY		3		3	ITAL	MACHINES NDA
	LIBER			52	52	LIBER	
	OTHER	344	4		348	AUTRE	
COMMODITY TOTAL		344	7	52	403		TOTAL DE MARCHANDISE
PASS. AUTOS AND CHASSIS	ITALY			2	2	ITAL	VOITURES PART., CHASSIS
MOTOR VEHICLE ENGINES	ITALY		1		1	ITAL	MOTEURS DE VEH. AUTOM.
	OTHER	1			1	AUTRE	
COMMODITY TOTAL		1	1		2		TOTAL DE MARCHANDISE
ROAD MOTOR VEH. NES	OTHER	2			2	AUTRE	VEH. AUTOM. ROUTIERS NDA
SHIPS, AIRCRAFT, MIS. VEH	GREEK		1		1	GREGQ	NAVIRES, AVIONS, VEH. DIV
	OTHER	3			4	AUTRE	
COMMODITY TOTAL		3	2		5		TOTAL DE MARCHANDISE
EQUIPMENT MISG.	GREEK	14			14	GREGQ	MATERIEL DIVERS
	ITALY	27	13		40	ITAL	

TABLE 1. CARGOES LOADED AT CANADIAN PORTS FOR FOREIGN COUNTRIES.

TABLAU 1. MARCHANDISES CHARGÉES DANS LES PORTS CANADIENS A DESTINATION DE PAYS ÉTRANGERS.

COUNTRY OF DESTINATION AND KIND OF CARGO	REGISTRY OF VESSEL	ATLANTIC ATLANTIQUE	GREAT LAKES GRANDS LACS	PACIFIC PACIFIQUE	TOTAL TOTAL	IMMATIC. DU NAVIRE	PAYS DE DESTINATION ET MARCHANDISE
<b>SPAIN CONT.</b>							<b>ESPAGNE SUITE</b>
OTHER		2	3		5	AUTRE	
COMMODITY TOTAL		43	16		59		TOTAL DE MARCHANDISE
PERSONAL, HOUSEHOLD GOODS	GER	2		1	3	ALL	ART. PERS. ET MENAGERS
	GREEK	5			5	GREGQ	
	ITALY	2	7	2	11	ITAL	
	NORW	3			3	NORV	
	OTHER	22	4	1	27	AUTRE	
COMMODITY TOTAL		34	11	4	49		TOTAL DE MARCHANDISE
CONTAINERS, CLOSURES	GREEK		1		1	GREGQ	CONTENEURS, FERMETURES
	ITALY		14		14	ITAL	
	OTHER	260			260	AUTRE	
COMMODITY TOTAL		260	15		275		TOTAL DE MARCHANDISE
MISC. END PRODUCTS NES	ITALY		19		19	ITAL	PRODUITS FINIS DIV. NDA
	OTHER	13	1		14	AUTRE	
COMMODITY TOTAL		13	20		33		TOTAL DE MARCHANDISE
GENERAL CARGO	GREEK		3		3	GREGQ	MARCHANDISES DIVERSES
	ITALY		1		1	ITAL	
	OTHER	11	1		12	AUTRE	
COMMODITY TOTAL		12	4		16		TOTAL DE MARCHANDISE
CONTAINERIZED FREIGHT	U K	160			160	R U	FRET CONTENUEUSE
	GER	897			897	ALL	
	ITALY	883	80		963	ITAL	
	OTHER	1,217			1,217	AUTRE	
COMMODITY TOTAL		3,157	80		3,237		TOTAL DE MARCHANDISE
COUNTRY/REGION TOTAL		1,225,131	37,007*	39,629*	1,301,767		TOTAL DE PAYS/REGION
<b>SWEDEN</b>							<b>SUEDE</b>
MEAT, FRESH OR FROZEN	U K	26			26	R U	VIANDE, FRAICHE / CONG.
FISH, FRESH OR FROZEN	U K	13		43	56	R U	POISSON, FRAIS OU CONG.
	DENMK	1,675			1,675	DANMK	
	GER	18			18	ALL	
	NETH	999			999	P.BAS	
	NORW	835			1,118	NORV	
	SWEDN				352	SUEDE	
COMMODITY TOTAL		3,540			4,218		TOTAL DE MARCHANDISE
FISH, SALTED OR CURED	DENMK	1,169			1,169	DANMK	POISSON, SALE OU FUME
	NETH	50			50	P.BAS	
	NORW	1,234			1,234	NORV	
COMMODITY TOTAL		2,453			2,453		TOTAL DE MARCHANDISE
FISH, CANNED	U K	1			1	R U	POISSON EN BOITES
LOBSTER	GER	3			3	ALL	HOMARD
SHELL FISH, NES	GER	6			6	ALL	MOLLUSQUES CRUST., NDA
	NETH	10			10	P.BAS	
COMMODITY TOTAL		16			16		TOTAL DE MARCHANDISE
CORN	GER	12			12	ALL	MAIS
WHEAT	ITALY	551			551	ITAL	BLE
BAKERY PROD. INC. FROZEN	SWEDN		1		1	SUEDE	PROD. BOUL., PROD. CONG.
MACARONI, CEREAL PROD.	GER	3			3	ALL	PATES ALIM. PROD. CEREAL
VEGETABLES, FRESH	GER		6		6	ALL	LEGUMES, FRAIS
	SWEDN				5	SUEDE	
COMMODITY TOTAL			6		11		TOTAL DE MARCHANDISE
VEGETABLES, FROZEN	U K	23			23	R U	LEGUMES, CONGELES
	GER	19			19	ALL	
COMMODITY TOTAL		42			42		TOTAL DE MARCHANDISE
VEGETABLE PREP. NES	GER	63			63	ALL	PREP. DE LEGUMES NDA
	SWEDN	33	20		53	SUEDE	
COMMODITY TOTAL		96	20		116		TOTAL DE MARCHANDISE
DIST. ALCOHOLIC BEV.	GER	56			56	ALL	BOISS. ALCOOL. DIST.
	SWEDN	77			77	SUEDE	
COMMODITY TOTAL		133			133		TOTAL DE MARCHANDISE
TOBACCO NES	SWEDN	240			240	SUEDE	TABACS NDA
	OTHER	147			147	AUTRE	
COMMODITY TOTAL		387			387		TOTAL DE MARCHANDISE
CRUDE ANIMAL PROD. NBS	NETH	859			859	P.BAS	PR. BRUTS ORIG. ANIM. NDA
CRUDE VEG. PROD. NES	GER	1			1	ALL	PR. BRUTS ORIG. VEG. NDA
TEXTILE FIBRES NES	SWEDN	18			18	SUEDE	FIBRES TEXTILES NDA
COPPER ORE AND CONC.	SWEDN	393			393	SUEDE	MINERAL, CONC. CUIVRE
IRON ORE AND CONC.	LIBER		2,329		2,329	LIBER	MINERAL, CONC. DE FER
ORES AND CONC. NES	SWEDN			157	157	SUEDE	MINERAIS ET CONC. NDA
ASBESTOS	GER	3			3	ALL	AMIANTE
	SWEDN				126	SUEDE	
	OTHER	231			231	AUTRE	
COMMODITY TOTAL		234		126	360		TOTAL DE MARCHANDISE
WASTE AND SCRAP NES	NETH	676			676	P.BAS	DECHETS ET REBUTS NDA
RUBBER FAB. MATERIALS	GER		1		1	ALL	DEMI-PROD. CAOUTCHOUC
LUMBER AND TIMBER	SWEDN	112			112	SUEDE	BOIS OEUVRE ET CHARP.
FLOORING	OTHER	20			20	AUTRE	LAMES POUR PARQUET
VENEER, PLYWOOD	OTHER	29			29	AUTRE	PLACAGES, CONTRE-PLAQ.
PULP	DENMK	3,954			3,954	DANMK	PATE
	GER	40			40	ALL	
	SWEDN	1,169			1,169	SUEDE	
COMMODITY TOTAL		5,163			5,163		TOTAL DE MARCHANDISE
PAPER AND BOARD	OTHER	4			4	AUTRE	CARTON
	SWEDN	43			45	SUEDE	PLAQ. CONSTR. PAPI/CAR.



TABLE 1. CARGOES LOADED AT CANADIAN PORTS FOR FOREIGN COUNTRIES.

TABLEAU 1. MARCHANDISES CHARGÉES DANS LES PORTS CANADIENS A DESTINATION DE PAYS ÉTRANGERS.

COUNTRY OF DESTINATION AND KIND OF CARGO	REGISTRY OF VESSEL	ATLANTIC ATLANTIQUE	GREAT LAKES GRANDS LACS	PACIFIC PACIFIQUE	TOTAL TOTAL	IMMATIC. DU NAVIRE	PAYS DE DESTINATION ET MARCHANDISE
SWEDEN CONT.							SUEDE SUITE
OTHER		57			57	AUTRE	
COMMODITY TOTAL		102			102		TOTAL DE MARCHANDISE
TEXTILE FAB.MTL NES	U K	2			2	R U	OUVR.FN MAT.TEXT.NDA
	GER	1			1	ALL	
	SWEDN	1			1	SUEDE	
COMMODITY TOTAL		4			4		TOTAL DE MARCHANDISE
INORGANIC CHEMS. NES	SWEDN	3			3	SUEDE	PROD.CHIM.INORG.NDA
ORGANIC CHEMICALS NES	GER	11			11	ALL	PROD.CHIM.ORGAN.NDA
	OTHER	5			5	AUTRE	
COMMODITY TOTAL		16			16		TOTAL DE MARCHANDISE
AGRICULTURAL CHEMICALS	GER	1			1	ALL	PROD.CHIM.AGRICOLES
PLASTIC MATERIALS	GER	2			2	ALL	MATIERES PLASTIQUES
DYESTUFF,PIGMENT,PAINT	SWEDN	13			13	SUEDE	MAT.COLOR.PIG.PEINTURE
FUEL OIL	GREEK	37,384			37,384	GREGQ	MAZOUT
	LIBER	84,137			84,137	LIBER	
	OTHER	19,923			19,923	AUTRE	
COMMODITY TOTAL		141,444			141,444		TOTAL DE MARCHANDISE
PLATE & SHEET STEEL	GER		4		4	ALL	TOLES,FEUILLES D'ACIER
STRUCTURAL SHAPES	U K	16			16	R U	PROFILES DE CONSTRUCT.
	SWEDN			4	4	SUEDE	
COMMODITY TOTAL		16		4	20		TOTAL DE MARCHANDISE
PIPES,TUBES:IRON,STBEL	OTHER	110			110	AUTRE	TUYAUX,TUBES:FER,ACIER
WIRE	GER	565			565	ALL	FIL METALLIQUE
ALUMINUM	OTHER	142			142	AUTRE	ALUMINIUM
COPPER AND ALLOYS	GER	723	112		835	ALL	CUIVRE ET ALLIAGES
	SWEDN	392			392	SUEDE	
	OTHER	523			523	AUTRE	
COMMODITY TOTAL		1,638	112		1,750		TOTAL DE MARCHANDISE
METAL FAB.BASIC PROD.	U K	1		1	1	R U	OUVR.DE BASE EN METAL
	GER	1		1	1	ALL	
COMMODITY TOTAL		1		1	2		TOTAL DE MARCHANDISE
GLASS BASIC PRODUCTS	U K	769			769	R U	OUVR.DE BASE EN VERRE
	GER	493			493	ALL	
	OTHER	243			243	AUTRE	
COMMODITY TOTAL		1,505			1,505		TOTAL DE MARCHANDISE
ASBESTOS BASIC PROD.	U K	271			271	R U	OUVR.DE BASE AMIANTE
NON-MET.MIN.BASIC PROD	OTHER	17			17	AUTRE	PROD.MIN.NON-MET.BASE
MISC.FABRICATED PROD.	U K	195			195	R U	OUVRAGES DIVERS
	GER	42			42	ALL	
COMMODITY TOTAL		237			237		TOTAL DE MARCHANDISE
TRACTORS	GER	74			74	ALL	TRACTEURS
	SWEDN	48			48	SUEDE	
	OTHER	35			35	AUTRE	
COMMODITY TOTAL		157			157		TOTAL DE MARCHANDISE
MACHINERY NES	U K	45			45	R U	MACHINES NDA
	GER	119			119	ALL	
	SWEDN	75	7	9	91	SUEDE	
	OTHER	26			26	AUTRE	
COMMODITY TOTAL		265	7	9	281		TOTAL DE MARCHANDISE
PASS.AUTOS AND CHASSIS	U K	8			8	R U	VOITURES PART.,CHASSIS
	GER	389			389	ALL	
	SWEDN	23			23	SUEDE	
	OTHER	40			40	AUTRE	
COMMODITY TOTAL		460			460		TOTAL DE MARCHANDISE
TRUCKS AND CHASSIS	U K	41			41	R U	CAMIONS ET CHASSIS
MOTOR VEHICLE ENGINES	U K	1,128			1,128	R U	MOTEURS DE VEH.AUTOM.
	GER	170	3		173	ALL	
	SWEDN	154		1	155	SUEDE	
	OTHER	147			147	AUTRE	
COMMODITY TOTAL		1,599	3	1	1,603		TOTAL DE MARCHANDISE
ROAD MOTOR VEH. NES	SWEDN	21		1	22	SUEDE	VEH.AUTOM.ROUTIERS NDA
	OTHER	7			7	AUTRE	
COMMODITY TOTAL		28		1	29		TOTAL DE MARCHANDISE
SHIPS,AIRCRAFT,MIS.VEH	SWEDN	36			36	SUEDE	NAVIRES,AVIONS,VEH.DIV
	OTHER	50			50	AUTRE	
COMMODITY TOTAL		86			86		TOTAL DE MARCHANDISE
EQUIPMENT MISC.	GER	11			11	ALL	MATERIEL DIVERS
	SWEDN	20		6	26	SUEDE	
	OTHER	53			53	AUTRE	
COMMODITY TOTAL		84		6	90		TOTAL DE MARCHANDISE
PERSONAL,HSEHOLD GOODS	U K	17			17	R U	ART.PERS.ET MENAGERS
	GER		3		3	ALL	
COMMODITY TOTAL		17	3		20		TOTAL DE MARCHANDISE
CONTAINERS,CLOSURES	U K	839			839	R U	CONTENEURS,FERMETURES
	GER	598			598	ALL	
COMMODITY TOTAL		1,437			1,437		TOTAL DE MARCHANDISE
MISC. END PRODUCTS NES	U K	595			595	R U	PRODUITS FINIS DIV.NDA
	GER	880			880	ALL	
	SWEDN	1		1	2	SUEDE	
COMMODITY TOTAL		1,476		1	1,477		TOTAL DE MARCHANDISE
GENERAL CARGO	U K	212			212	R U	MARCHANDISES DIVERSES
	GER	306	2		308	ALL	
	SWEDN	19		5	24	SUEDE	
COMMODITY TOTAL		537	2	5	544		TOTAL DE MARCHANDISE
CONTAINERIZED FREIGHT	U K	27,483		587	28,070	R U	FRET CONTENEURESE
	DANMK			533	533	DANMK	

TABLE 1. CARGOES LOADED AT CANADIAN PORTS FOR FOREIGN COUNTRIES.

TABLAU 1. MARCHANDISES CHARGÉES DANS LES PORTS CANADIENS A DESTINATION DE PAYS ÉTRANGERS.

COUNTRY OF DESTINATION AND KIND OF CARGO	REGISTRY OF VESSEL	ATLANTIC ATLANTIQUE	GREAT LAKES GRANDS LACS	PACIFIC PACIFIQUE	TOTAL TOTAL	IMMATIC. OU NAVIRE	PAYS DE DESTINATION ET MARCHANDISE
SWEDEN	CONT.						SUEDE SUITE
	GER	9,627	43		9,670	ALL	
	SWEDN	105		2,562	2,667	SUEDE	
	U S A			1,491	1,491	E-U	
COMMODITY TOTAL		37,215	43	5,173	42,431		TOTAL DE MARCHANDISE
COUNTRY/REGION TOTAL		204,265*	2,531*	6,167*	212,963*		TOTAL DE PAYS/REGION
ALBANIA							ALBANIE
WHEAT	GREEK	38,360			38,360	GRECQ	BLE
	OTHER	26,595			26,595	AUTRE	
COMMODITY TOTAL		64,955			64,955		TOTAL DE MARCHANDISE
COUNTRY/REGION TOTAL		64,955*	*	*	64,955*		TOTAL DE PAYS/REGION
BULGARIA							BULGARIE
VEGETABLES, DRIED	OTHER	2,680			2,680	AUTRE	LEGUMES, SECS
RAW HIDES AND SKINS	OTHER	687			687	AUTRE	PEAUX ET CUIRS BRUT
COUNTRY/REGION TOTAL		3,367*	*	*	3,367*		TOTAL DE PAYS/REGION
GERMANY EAST							ALLEMAGNE, EST
FISH, FRESH OR FROZEN	DENMK	89			89	DANMK	POISSON, FRAIS OU CONG.
BARLEY	NORW	3,646			3,646	NORV	ORGE
COUNTRY/REGION TOTAL		3,735*	*	*	3,735*		TOTAL DE PAYS/REGION
POLAND							Pologne
BARLEY	U K	4,611			4,611	R U	ORGE
	GREEK	14,224			14,224	GRECQ	
	NETH	22,326			22,326	P.BAS	
	NORW	138,326			138,326	NORV	
	LIBER	41,876			41,876	LIBER	
	JAPAN	40,290			40,290	JAPON	
	OTHER	44,744			44,744	AUTRE	
COMMODITY TOTAL		306,397			306,397		TOTAL DE MARCHANDISE
WHEAT	GREEK	28,028			28,028	GRECQ	BLE
	NETH	9,854			9,854	P.BAS	
	NORW	30,800			30,800	NORV	
	OTHER	46,417			46,417	AUTRE	
COMMODITY TOTAL		115,099			115,099		TOTAL DE MARCHANDISE
VEGETABLES, FRESH	OTHER	1			1	AUTRE	LEGUMES, FRAIS
DIST. ALCOHOLIC BEV.	OTHER	7			7	AUTRE	BOISS. ALCOOL. DIST.
RAW HIDES AND SKINS	GER	335	62		397	ALL	PEAUX ET CUIRS BRUT
	OTHER	9,479	2,217		11,696	AUTRE	
COMMODITY TOTAL		9,814	2,279		12,093	AUTRE	TOTAL DE MARCHANDISE
NICKEL-COPPER ORE	OTHER	275			275	AUTRE	MINER. DE CUIVRE-NICKEL
ZINC ORE AND CONC.	U K	7,840			7,840	R U	MINERAI, CONC. DE ZINC
	OTHER	14,164			14,164	AUTRE	
COMMODITY TOTAL		22,004			22,004		TOTAL DE MARCHANDISE
ASBESTOS	OTHER	1,822			1,822	AUTRE	AMIANTE
LEATHER	OTHER	2			2	AUTRE	CUIR
LUMBER AND TIMBER	OTHER	22			22	AUTRE	BOIS D'OEUVRE ET CHARP.
VENEER, PLYWOOD	OTHER	36			36	AUTRE	PLACAGES, CONTRE-PLAQ.
PULP	GER			4,491	4,491	ALL	PATE
	OTHER	3,547			3,547	AUTRE	
COMMODITY TOTAL		3,547		4,491	8,038		TOTAL DE MARCHANDISE
PAPERBOARD	OTHER	100			100	AUTRE	CARTON
TEXTILE FAB. MTL NES	OTHER	1			1	AUTRE	OUVR. EN MAT. TEXT. NDA
ORGANIC CHEMICALS NES	OTHER	4			4	AUTRE	PROD. CHIM. ORGAN. NDA
PLASTIC MATERIALS	OTHER	1			1	AUTRE	MATIERES PLASTIQUES
DYESTUFF, PIGMENT, PAINT	OTHER	62			62	AUTRE	MAT. COLOR. PIG. PEINTURE
COPPER AND ALLOYS	OTHER	800			800	AUTRE	CUIVRE ET ALLIAGES
ZINC AND ALLOYS	OTHER	83			83	AUTRE	ZINC ET ALLIAGES
MACHINERY NES	OTHER	10	9		19	AUTRE	MACHINES NDA
EQUIPMENT MISC.	OTHER	2	76		78	AUTRE	MATERIEL DIVERS
PERSONAL, HOUSEHOLD GOODS	OTHER	6			6	AUTRE	ART. PERS. ET MENAGERS
MISC. END PRODUCTS NES	OTHER	6			6	AUTRE	PRODUITS FINIS DIV. NDA
GENERAL CARGO	OTHER	16	240		256	AUTRE	MARCHANDISES DIVERSES
CONTAINERIZED FREIGHT	OTHER	382			382	AUTRE	FRET CONTENEURESE
COUNTRY/REGION TOTAL		460,499*	2,604*	4,491*	467,594*		TOTAL DE PAYS/REGION
ROUMANIA							ROUMANIE
BARLEY	NORW	47,514			47,514	NORV	ORGE
	LIBER	73,766			73,766	LIBER	
COMMODITY TOTAL		121,280			121,280		TOTAL DE MARCHANDISE
RAW HIDES AND SKINS	OTHER	675			675	AUTRE	PEAUX ET CUIRS BRUT
ASBESTOS	OTHER	7,489			7,489	AUTRE	AMIANTE
PULP	ITALY			5,576	5,576	ITAL	PATE
	OTHER	5,867			5,867	AUTRE	
COMMODITY TOTAL		5,867		5,576	10,423		TOTAL DE MARCHANDISE

TABLE 1. CARGOES LOADED AT CANADIAN PORTS FOR FOREIGN COUNTRIES.

TABLEAU 1. MARCHANDISES CHARGÉES DANS LES PORTS CANADIENS A DESTINATION DE PAYS ÉTRANGERS.

COUNTRY OF DESTINATION AND KIND OF CARGO	REGISTRY OF VESSEL	ATLANTIC ATLANTIQUE	GREAT LAKES GRANOS LACS	PACIFIC PACIFIQUE	TOTAL TOTAL	IMMATIC. DU NAVIRE	PAYS DE DESTINATION ET MARCHANDISE
<b>ROUMANIA CONT.</b>							<b>ROUMANIE SUITE</b>
COPPER AND ALLOYS	OTHER	8			8	AUTRE	CUIVRE ET ALLIAGES
NON-MET. MIN. BASIC PROD	OTHER	137			137	AUTRE	PROD. MIN. NON-MET. BASE
MACHINERY NES	OTHER	14			14	AUTRE	MACHINES NDA
<b>COUNTRY/REGION TOTAL</b>		<b>134,450*</b>	<b>*</b>	<b>5,576*</b>	<b>140,026*</b>		<b>TOTAL DE PAYS/REGION</b>
<b>USSR - EUROP.</b>							<b>URSS - EUROP.</b>
CATTLE	GER	879			879	ALL	BOVINS
CHEESE	OTHER	4			4	AUTRE	FROMAGE
BARLEY	U K	62,934			62,934	R U	ORGE
	DENMK	4,095			4,095	DANMK	
	GER	120,352			120,352	ALL	
	GREEK	57,358			57,358	GRECQ	
	NORW	31,367			31,367	NORV	
	SWEDN	42,840			42,840	SUEDE	
	LIBER	131,768			131,768	LIBER	
	JAPAN	5,054			5,054	JAPON	
	PANAM	4,629			4,629	PANAM	
	OTHER	158,196			158,196	AUTRE	
<b>COMMODITY TOTAL</b>		<b>618,593</b>			<b>618,593</b>		<b>TOTAL DE MARCHANDISE</b>
<b>CORN</b>	U K	31,298			31,298	R U	<b>MAIS</b>
	DENMK	20,648			20,648	DANMK	
	GER	55,916			55,916	ALL	
	GREEK	24,789			24,789	GRECQ	
	NORW	19,255			19,255	NORV	
	SWEON	43,540			43,540	SUEDE	
	LIBER	33,137			33,137	LIBER	
	JAPAN	10,126			10,126	JAPON	
	OTHER	131,886			131,886	AUTRE	
<b>COMMODITY TOTAL</b>		<b>370,595</b>			<b>370,595</b>		<b>TOTAL DE MARCHANDISE</b>
<b>WHEAT</b>	U K	5,668			5,668	R U	<b>BLE</b>
	DENMK	10,220			10,220	DANMK	
	GREEK	47,754			47,754	GRECQ	
	ITALY	25,401			25,401	ITAL	
	NORW	57,405			57,405	NORV	
	LIBER	35,892			35,892	LIBER	
	OTHER	3,513,689	33,351	42,251	3,589,291	AUTRE	
<b>COMMODITY TOTAL</b>		<b>3,696,029</b>	<b>33,351</b>	<b>42,251</b>	<b>3,771,631</b>		<b>TOTAL DE MARCHANDISE</b>
SAUSAGE SKINS, CASINGS	OTHER	453	12		465	AUTRE	BOYAUX A SAUCISSES
HAY, FORAGE, STRAW	OTHER	22			22	AUTRE	FOIN, FOURRAGE, PAILLE
ALE, BEER, STOUT, PORTER	OTHER	9			9	AUTRE	ALE, BIERE, STOUT, PORTER
CIGARETTES	OTHER	206			206	AUTRE	CIGARETTES
RAW HIDES AND SKINS	OTHER	20,228	1,579		21,807	AUTRE	PEAUX ET CUIRS BRUT
CRUDE ANIMAL PROD. NES	OTHER	8			8	AUTRE	PR. BRUTS ORIG. ANIM. NDA
RAPESEED	OTHER	7			7	AUTRE	GRAINE DE COLZA
TEXTILE FIBRES NES	OTHER	78			78	AUTRE	FIBRES TEXTILES NDA
ASBESTOS	OTHER	366			366	AUTRE	AMIANTE
LEATHER	OTHER	171			171	AUTRE	CUIR
TEXTILE FAB. MTL NES	OTHER	3,087			3,087	AUTRE	OUVR. EN MAT. TEXT. NDA
INORGANIC CHEMS. NES	OTHER	16			16	AUTRE	PROD. CHIM. INORG. NDA
ORGANIC CHEMICALS NES	OTHER	477			477	AUTRE	PROD. CHIM. ORGAN. NDA
AGRICULTURAL CHEMICALS	OTHER	134			134	AUTRE	PROD. CHIM. AGRIC. LES
SYNTHETIC RUBBER	OTHER		1,798		1,798	AUTRE	CAOUTCHOUC SYNTHETIQUE
PLASTIC MATERIALS	OTHER	970			970	AUTRE	MATIERES PLASTIQUES
CHEM. SPECIALTIES NES	OTHER	249			249	AUTRE	PROD. CHIM. SPECIAUX NDA
CASTINGS, FORGINGS	OTHER		90		90	AUTRE	MOUL. PIECES FORGEES
PLATE & SHEET STEEL	OTHER	11	28,040		28,051	AUTRE	TOLES, FEUILLES D'ACIER
METAL FAB. BASIC PROD.	OTHER	35	768		803	AUTRE	OUVR. DE BASE EN METAL
BRICKS, TILES NES	OTHER	1,617			1,617	AUTRE	BRIQUES, TILES NDA
NON-MET. MIN. BASIC PROD	OTHER	160	163		323	AUTRE	PROD. MIN. NON-MET. BASE
TRACTORS	OTHER	441			441	AUTRE	TRACTEURS
MACHINERY NES	OTHER	9,212	954		10,166	AUTRE	MACHINES NDA
PASS. AUTOS AND CHASSIS	OTHER	2			2	AUTRE	VOITURES PART., CHASSIS
TRUCKS AND CHASSIS	OTHER	644			644	AUTRE	CAMIONS ET CHASSIS
ROAD MOTOR VEH. NES	OTHER	546			546	AUTRE	VEH. AUTOM. ROUTIERS NDA
SHIPS, AIRCRAFT, MIS. MEH	OTHER	34			34	AUTRE	NAVIRES, AVIONS, VEH. DIV
EQUIPMENT MISC.	OTHER	146			146	AUTRE	MATERIEL DIVERS
PERSONAL, HSEHOLD GOODS	OTHER	8	2		10	AUTRE	ART. PERS. ET MENAGERS
CONTAINERS, CLOSURES	OTHER	209			209	AUTRE	CONTENEURS, FERMETURES
MISC. END PRODUCTS NES	OTHER	59	125		184	AUTRE	PRODUITS FINIS DIV. NDA
GENERAL CARGO	OTHER	39			39	AUTRE	MARCHANDISES DIVERSES
CONTAINERIZED FREIGHT	OTHER	1,411	280		1,691	AUTRE	FRET CONTENEURESE
<b>COUNTRY/REGION TOTAL</b>		<b>4,727,155*</b>	<b>67,162*</b>	<b>42,251*</b>	<b>4,836,568*</b>		<b>TOTAL DE PAYS/REGION</b>
<b>YUGOSLAVIA</b>							<b>YUGOSLAVIE</b>
MILK POWDER	OTHER	492			492	AUTRE	LAIT EN POUDRE
DAIRY PROD. EGGS, HDNBY	OTHER	695			695	AUTRE	PROD. LAIT., DEUFS, MIEL
CORN	OTHER	1			1	AUTRE	MAIS
WHEAT	U K	23,000			23,000	R U	BLE
SPICES	OTHER	228			228	AUTRE	EPICES
CONC. COMPLETE FEEDS	OTHER	550			550	AUTRE	CONC., PRDV. COMPLETEES
WINES	OTHER		4		4	AUTRE	VINS
RAW HIDES AND SKINS	OTHER	772	1,449		2,221	AUTRE	PEAUX ET CUIRS BRUT

TABLE 1. CARGOES LOADED AT CANADIAN PORTS FOR FOREIGN COUNTRIES

TABLEAU 1. MARCHANDISES CHARGÉES DANS LES PORTS CANADIENS À DESTINATION DE PAYS ÉTRANGERS.

COUNTRY OF DESTINATION AND KIND OF CARGO	REGISTRY OF VESSEL	ATLANTIC ATLANTIQUE	GREAT LAKES GRANDS LACS	PACIFIC PACIFIQUE	TOTAL TOTAL	IMMATIC. OU NAVIRE	PAYS DE DESTINATION ET MARCHANDISE
<b>YUGOSLAVIA CONT.</b>							<b>YOUGOSLAVIE SUITE</b>
LOGS	OTHER		94		94	AUTRE	BILLES
PULPWOOD	OTHER	21,042			21,042	AUTRE	BOIS À PÂTE
ZINC ORE AND CONC.	OTHER	7,285			7,285	AUTRE	MINÉRAI, CONC. DE ZINC
ORES AND CONC. NES	OTHER	11			11	AUTRE	MINÉRAIS ET CONC. NDA
ASBESTOS	GER	180			180	ALL	AMIANTE
	OTHER	5,877			5,877	AUTRE	
<b>COMMODITY TOTAL</b>		<b>6,057</b>			<b>6,057</b>		<b>TOTAL DE MARCHANDISE</b>
COTTON, TEXTILE WASTE	OTHER		19		19	AUTRE	DECHETS DE COTON, TEXT.
WASTE AND SCRAP NES	OTHER	200			200	AUTRE	DECHETS ET REBUTS NDA
VENEER, PLYWOOD	OTHER		6		6	AUTRE	PLACAGES, CONTRE-PLAÇ.
PULP	GER	3,091			3,091	ALL	PÂTE
	GREEK	4,433		2,127	6,560	GRECQ	
	OTHER	4,050		5,226	9,276	AUTRE	
<b>COMMODITY TOTAL</b>		<b>11,574</b>		<b>7,353</b>	<b>18,927</b>		<b>TOTAL DE MARCHANDISE</b>
TEXTILE FAB. MTL NES	OTHER	1			1	AUTRE	OUVR. EN MAT. TEXT. NDA
INORGANIC CHEMS. NES	OTHER	8			8	AUTRE	PROD. CHIM. INORG. NDA
DYESTUFF, PIGMENT, PAINT	OTHER	34			34	AUTRE	MAT. COLOR. PIG. PEINTURE
CHEM. SPECIALTIES NES	OTHER		10		10	AUTRE	PROD. CHIM. SPÉCIAUX NDA
PIG IRON	GER	6,531			6,531	ALL	FER EN GŒUSE
ALUMINUM	OTHER	799			799	AUTRE	ALUMINIUM
METAL FAB. BASIC PROD.	OTHER		1		1	AUTRE	OUVR. DE BASE EN MÉTAL
MACHINERY NES	OTHER	66	5		71	AUTRE	MACHINES NDA
RAILWAY ROLLING STOCK	DENMK	2,622			2,622	DANMK	MAT. ROUL. DE CH. DE FER
	NETH		1,457		1,457	P. BAS	
	OTHER	100	1,843		1,943	AUTRE	
<b>COMMODITY TOTAL</b>		<b>2,722</b>	<b>3,300</b>		<b>6,022</b>		<b>TOTAL DE MARCHANDISE</b>
TRUCKS AND CHASSIS	DENMK		833		833	DANMK	CAMIONS ET CHASSIS
MOTOR VEHICLE ENGINES	OTHER	48	81		129	AUTRE	MOTEURS DE VEH. AUTOM.
ROAD MOTOR VEH. NES	OTHER	1			1	AUTRE	VEH. AUTOM. ROUTIERS NDA
SHIPS, AIRCRAFT, MIS. VEH	OTHER	1	2		3	AUTRE	NAVIRES, AVIONS, VEH. DIV
EQUIPMENT MISC.	OTHER	4			4	AUTRE	MATÉRIEL DIVERS
PERSONAL, HOUSEHOLD GOODS	OTHER	33	14		47	AUTRE	ART. PERS. ET MÉNAGERS
CONTAINERS, CLOSURES	OTHER	1		1	2	AUTRE	CONTENEURS, FERMETURES
MISC. END PRODUCTS NES	OTHER	1	1		2	AUTRE	PRODUITS FINIS DIV. NDA
GENERAL CARGO	OTHER	5			5	AUTRE	MARCHANDISES DIVERSES
CONTAINERIZED FREIGHT	OTHER	2			2	AUTRE	FRET CONTENEUREUSE
<b>COUNTRY/REGION TOTAL</b>		<b>82,164*</b>	<b>5,823*</b>	<b>7,354*</b>	<b>95,341*</b>		<b>TOTAL DE PAYS/REGION</b>
<b>ADEN</b>							<b>ADEN</b>
WHEAT FLOUR	GREEK	2,423			2,423	GRECQ	FARINE DE BLE
VEGETABLES, DRIED	GREEK	16			16	GRECQ	LÉGUMES, SÈCS
<b>COUNTRY/REGION TOTAL</b>		<b>2,439*</b>	<b>*</b>	<b>*</b>	<b>2,439*</b>		<b>TOTAL DE PAYS/REGION</b>
<b>BAHREIN</b>							<b>BAHREIN</b>
BOLTS, ROUND TIMBER	NETH			110	110	P. BAS	BILLOTS, BOIS ROUNDS
EQUIPMENT MISC.	OTHER	34			34	AUTRE	MATÉRIEL DIVERS
<b>COUNTRY/REGION TOTAL</b>		<b>34*</b>	<b>*</b>	<b>110*</b>	<b>144*</b>		<b>TOTAL DE PAYS/REGION</b>
<b>CYPRUS</b>							<b>CHYPRE</b>
MEAT, FRESH OR FROZEN	PANAM	48			48	PANAM	VIANDE, FRAÎCHE / CONG.
FISH, CANNED	GER	28			28	ALL	POISSON EN BOITES
	OTHER	9			9	AUTRE	
<b>COMMODITY TOTAL</b>		<b>37</b>			<b>37</b>		<b>TOTAL DE MARCHANDISE</b>
BARLEY	GREEK	18,358			18,358	GRECQ	ORGE
	LIBER	3,808			3,808	LIBER	
	OTHER	2,811			2,811	AUTRE	
<b>COMMODITY TOTAL</b>		<b>24,977</b>			<b>24,977</b>		<b>TOTAL DE MARCHANDISE</b>
WHEAT	OTHER	1,120			1,120	AUTRE	BLE
SUGAR, NES	GER	495			495	ALL	SUCRE, NDA
	LIBER	496			496	LIBER	
	PANAM	726			726	PANAM	
<b>COMMODITY TOTAL</b>		<b>1,717</b>			<b>1,717</b>		<b>TOTAL DE MARCHANDISE</b>
CONC. COMPLETE FEEDS	GER	2			2	ALL	CONC., PROV. COMPLÈTES
TEXTILE FAB. MTL NES	GER	5			5	ALL	OUVR. EN MAT. TEXT. NDA
BRICKS, TILES NES	GER	67			67	ALL	BRIQUES, TUILES NDA
	OTHER	72			72	AUTRE	
<b>COMMODITY TOTAL</b>		<b>139</b>			<b>139</b>		<b>TOTAL DE MARCHANDISE</b>
MOTOR VEHICLE ENGINES	GER	1			1	ALL	MOTEURS DE VEH. AUTOM.
EQUIPMENT MISC.	OTHER	1			1	AUTRE	MATÉRIEL DIVERS
PERSONAL, HOUSEHOLD GOODS	GER	2			2	ALL	ART. PERS. ET MÉNAGERS
MISC. END PRODUCTS NES	LIBER	2			2	LIBER	PRODUITS FINIS DIV. NDA
	OTHER	9			9	AUTRE	
<b>COMMODITY TOTAL</b>		<b>11</b>			<b>11</b>		<b>TOTAL DE MARCHANDISE</b>
GENERAL CARGO	GER	1			1	ALL	MARCHANDISES DIVERSES
CONTAINERIZED FREIGHT	GER	10			10	ALL	FRET CONTENEUREUSE
<b>COUNTRY/REGION TOTAL</b>		<b>24,071*</b>	<b>*</b>	<b>*</b>	<b>28,071*</b>		<b>TOTAL DE PAYS/REGION</b>

TABLE 1. CARGOES LOADED AT CANADIAN PORTS FOR FOREIGN COUNTRIES.

TABLEAU 1. MARCHANDISES CHARGÉES DANS LES PORTS CANADIENS A DESTINATION DE PAYS ÉTRANGERS.

COUNTRY OF DESTINATION AND KIND OF CARGO	REGISTRY OF VESSEL	ATLANTIC ATLANTIQUE	GREAT LAKES GRANDS LACS	PACIFIC PACIFIQUE	TOTAL TOTAL	IMMATIC. OU NAVIRE	PAYS DE DESTINATION ET MARCHANDISE
<b>UNITED STATES</b>							
TITANIUM ORE	LIBER	29,232			29,232	LIBER	ÉTATS, TRAITE MINÉRAI DE TITANE
LUMBER AND TIMBER	DENMK			513	513	DANMK	BOIS D'OEUVRE ET CHARP.
MACHINERY NES	U K		267		267	R U	MACHINES NDA
<b>COUNTRY/REGION TOTAL</b>		<b>29,232*</b>	<b>267*</b>	<b>513*</b>	<b>30,012*</b>		<b>TOTAL DE PAYS/REGION</b>
<b>IRAN</b>							
FISH, FRESH OR FROZEN	NETH			1	1	P.BAS	IRAN POISSON, FRAIS OU CONG.
MISC. FOOD PREP. NES	NORW			1	1	NORV	DIV. PREP. ALIM. NDA
TEXTILE FIBRES NES	OTHER	9			9	AUTRE	FIBRES TEXTILES NDA
TITANIUM ORE	U K	27,741			27,741	R U	MINÉRAI DE TITANE
	NDRW	22,300			22,300	NORV	
<b>COMMODITY TOTAL</b>		<b>50,041</b>			<b>50,041</b>		<b>TOTAL DE MARCHANDISE AMIANTE</b>
ASBESTOS	LIBER			250	250	LIBER	
	OTHER	8,100			8,100	AUTRE	
<b>COMMODITY TOTAL</b>		<b>8,100</b>		<b>250</b>	<b>8,350</b>		<b>TOTAL DE MARCHANDISE PATE</b>
PULP	NETH			1,110	1,110	P.BAS	
	LIBER			1,188	1,188	LIBER	
	OTHER			1,192	1,192	AUTRE	
<b>COMMODITY TOTAL</b>				<b>3,490</b>	<b>3,490</b>		<b>TOTAL DE MARCHANDISE CORDAGE, FICELLE, CORDE</b>
CORDAGE, TWINE, ROPE	OTHER			9	9	AUTRE	OUVR. EN MAT. TEXT. NDA

TABLE 1. CARGOES LOADED AT CANADIAN PORTS FOR FOREIGN COUNTRIES.

TABLAU 1. MARCHANDISES CHARGÉES DANS LES PORTS CANADIENS A DESTINATION DE PAYS ÉTRANGERS.

COUNTRY OF DESTINATION AND KIND OF CARGO	REGISTRY OF VESSEL	ATLANTIC ATLANTIQUE	GREAT LAKES GRANDS LACS	PACIFIC PACIFIQUE	TOTAL TOTAL	IMMATIC. DU NAVIRE	PAYS DE DESTINATION ET MARCHANDISE
<b>ISRAEL CONT.</b>							
VEGETABLES, DRIED	OTHER			6	6	AUTRE	ISRAEL SUITE
MISC. FOOD PREP. NES	GER	38			38	ALL	LEGUMES, SECS
	OTHER	69		11	80	AUTRE	DIV. PREP. ALIM. NDA
COMMODITY TOTAL		107		11	118		TOTAL DE MARCHANDISE
OIST. ALCOHOLIC BEV.	GER	1			1	ALL	BOISS. ALCOOL. OIST.
RAW HIDES AND SKINS	GER	31			31	ALL	PEAUX ET CUIRS BRUT
	GREEK			22	22	GRECQ	
	OTHER	34			64	AUTRE	
COMMODITY TOTAL		65			151		TOTAL DE MARCHANDISE
OIL SEEDS, NUTS NES	OTHER			22	22	AUTRE	GRAINES, NOIX OLEAG. NDA
ASBESTOS	GER	2,008			2,008	ALL	AMIANTE
	GREEK			1,853	1,853	GRECQ	
	OTHER	749		1,345	2,094	AUTRE	
COMMODITY TOTAL		2,757		3,198	5,955		TOTAL DE MARCHANDISE
LUMBER AND TIMBER	GREEK			128	128	GRECQ	BOIS D'OEUVRE ET CHARP.
	OTHER			91	91	AUTRE	
COMMODITY TOTAL				219	219		TOTAL DE MARCHANDISE
PULP	OTHER			6	6	AUTRE	PATE
NEWSPRINT PAPER	GER	1,143			1,143	ALL	PAPIER JOURNAL
	OTHER	89			89	AUTRE	
COMMODITY TOTAL		1,232			1,232		TOTAL DE MARCHANDISE
PAPER NES	GER	27			27	ALL	PAPIER NDA
PAPERBOARD	GER	285			285	ALL	CARTON
	OTHER	201			201	AUTRE	
COMMODITY TOTAL		486			486		TOTAL DE MARCHANDISE
BLOC. PAPER AND BOARD	OTHER	98			98	AUTRE	PLAQ. CONSTR., PAP./CART.
TEXTILE FAB. MTL NES	GER	8			8	ALL	OUVR. EN MAT. TEXT. NDA
SYNTHETIC RUBBER	OTHER	14			14	AUTRE	CAOUTCHOUC SYNTHETIQUE
PLASTIC MATERIALS	GER	84			84	ALL	MATIERES PLASTIQUES
PLATE & SHEET STEEL	GER	90			90	ALL	TOLES, FEUILLES D'ACIER
	OTHER		550		550	AUTRE	
COMMODITY TOTAL		90	550		640		TOTAL DE MARCHANDISE
ALUMINIUM	GER	1,190			1,190	ALL	ALUMINIUM
	OTHER	2,350			2,350	AUTRE	
COMMODITY TOTAL		3,540			3,540		TOTAL DE MARCHANDISE
COPPER AND ALLOYS	GER	129			129	ALL	CUIVRE ET ALLIAGES
ZINC AND ALLOYS	GER	98			98	ALL	ZINC ET ALLIAGES
	LIBER	200			200	LIBER	
	OTHER	768			768	AUTRE	
COMMODITY TOTAL		1,066			1,066		TOTAL DE MARCHANDISE
METAL FAB. BASIC PROD.	GER	6			6	ALL	OUVR. DE BASE EN METAL
	OTHER	42			42	AUTRE	
COMMODITY TOTAL		48			48		TOTAL DE MARCHANDISE
TRACTORS	GER	31			31	ALL	TRACTEURS
MACHINERY NES	GER	959			959	ALL	MACHINES NDA
	GREEK			4	4	GRECQ	
	LIBER	283			283	LIBER	
	OTHER	366			366	AUTRE	
COMMODITY TOTAL		1,608		4	1,612		TOTAL DE MARCHANDISE
SHIPS, AIRCRAFT, MIS. VEH	OTHER	52		15	67	AUTRE	NAVIRES, AVIONS, VEH. DIV
EQUIPMENT MISC.	GER	97			97	ALL	MATERIEL DIVERS
	OTHER			24	24	AUTRE	
COMMODITY TOTAL		97		24	121		TOTAL DE MARCHANDISE
PERSONAL, HOUSEHOLD GOODS	GER	5			5	ALL	ART. PERS. ET MENAGERS
	GREEK			17	17	GRECQ	
	OTHER	177		13	190	AUTRE	
COMMODITY TOTAL		182		30	212		TOTAL DE MARCHANDISE
CONTAINERS, CLOSURES	GER	23			23	ALL	CONTENEURS, FERMETURES
	OTHER	1			1	AUTRE	
COMMODITY TOTAL		24			24		TOTAL DE MARCHANDISE
MISC. END PRODUCTS NES	GER	6			6	ALL	PRODUITS FINIS DIV. NDA
	GREEK			4	4	GRECQ	
	OTHER	59			59	AUTRE	
COMMODITY TOTAL		65		4	69		TOTAL DE MARCHANDISE
GENERAL CARGO	GER	75			75	ALL	MARCHANDISES DIVERSES
	LIBER	30			30	LIBER	
	OTHER	126			126	AUTRE	
COMMODITY TOTAL		231			231		TOTAL DE MARCHANDISE
CONTAINERIZED FREIGHT	DENMK	303			303	DANMK	FRET CONTENEURESE
	GER	105			105	ALL	
	OTHER	641			641	AUTRE	
COMMODITY TOTAL		1,049			1,049		TOTAL DE MARCHANDISE
COUNTRY/REGION TOTAL		143,865*	550*	34,572*	178,987*		TOTAL DE PAYS/REGION
<b>JORDAN</b>							
MEAT AND MEAT PREP. NES	GREEK	25			25	GRECQ	JORDANIE
WHEAT FLOUR	GREEK	1,400			1,400	GRECQ	VIANDES ET PREP. NDA
VEGETABLES, DRIED	GREEK	381			381	GRECQ	FARINE DE BLE
VEGETABLE PREP. NES	GREEK	13			13	GRECQ	LEGUMES, SECS
METAL FAB. BASIC PROD.	GREEK	1			1	GRECQ	PREP. DE LEGUMES NDA
MACHINERY NES	GER	1			1	GRECQ	OUVR. DE BASE EN METAL
EQUIPMENT MISC.	GREEK	8			8	GRECQ	MACHINES NDA
							MATERIEL DIVERS
COUNTRY/REGION TOTAL		1,829*	*	*	1,829*		TOTAL DE PAYS/REGION

TABLE 1. CARGOES LOADED AT CANADIAN PORTS FOR FOREIGN COUNTRIES.

TABLBAU 1. MARCHANDISES CHARGÉES DANS LES PORTS CANADIENS A DESTINATION DE PAYS ÉTRANGERS.

COUNTRY OF DESTINATION AND KIND OF CARGO	REGISTRY OF VESSEL	ATLANTIC ATLANTIQUE	GREAT LAKES GRANDS LACS	PACIFIC PACIFIQUE	TOTAL TOTAL	IMMATIC. DU NAVIRE	PAYS DE DESTINATION ET MARCHANDISE
<b>KUWAIT</b>							<b>KUWAIT</b>
MACARONI, CEREAL PROD.	GREEK	11			11	GRECQ	PATES ALIM. PROD. CEREAL
ASBESTOS	OTHER	1,000			1,000	AUTRE	AMIANTE
LUMBER AND TIMBER	DENMK			457	457	DANMK	BOIS D'OEUVRE ET CHARP.
ASBESTOS BASIC PROD.	GREEK	20			20	GRECQ	OUVR. DE BASE AMIANTE
NON-MET. MIN. BASIC PROD	OTHER	8			8	AUTRE	PROD. MIN. NON-MET. BASE
<b>COUNTRY/REGION TOTAL</b>		<b>1,039*</b>	<b>*</b>	<b>457*</b>	<b>1,496*</b>		<b>TOTAL DE PAYS/REGION</b>
<b>LEBANON</b>							<b>LIBAN</b>
MEAT, FRESH OR FROZEN	DENMK	58			58	DANMK	VIANDE, FRAICHE / CONG.
	OTHER			9	9	AUTRE	
<b>COMMODITY TOTAL</b>		<b>58</b>		<b>9</b>	<b>67</b>		<b>TOTAL DE MARCHANDISE</b>
MEAT AND MEAT PREP. NES	OTHER	42			42	AUTRE	VIANDES ET PREP. NDA
MILK POWDER	OTHER	1			1	AUTRE	LAIT EN POUDRE
WHEAT	GREEK	19,768	33,068		52,836	GRECQ	BLE
	LIBER	36,483			36,483	LIBER	
<b>COMMODITY TOTAL</b>		<b>56,251</b>	<b>33,068</b>		<b>89,319</b>		<b>TOTAL DE MARCHANDISE</b>
WHEAT FLOUR	ITALY	80			80	ITAL	FARINE DE BLE
	OTHER	364	8,024		8,388	AUTRE	
<b>COMMODITY TOTAL</b>		<b>444</b>	<b>8,024</b>		<b>8,468</b>		<b>TOTAL DE MARCHANDISE</b>
VEGETABLES, DRIED	OTHER	1			1	AUTRE	LEGUMES, SECS
VEGETABLE PREP. NES	GREEK		3		3	GRECQ	PREP. DE LEGUMES NDA
	ITALY	1			1	ITAL	
	OTHER		2		2	AUTRE	
<b>COMMODITY TOTAL</b>		<b>1</b>	<b>5</b>		<b>6</b>		<b>TOTAL DE MARCHANDISE</b>
MISC. FOOD PREP. NES	GREEK		12		12	GRECQ	DIV. PREP. ALIM. NDA
	OTHER	3	15		18	AUTRE	
<b>COMMODITY TOTAL</b>		<b>3</b>	<b>27</b>		<b>30</b>		<b>TOTAL DE MARCHANDISE</b>
CONC. COMPLETE FEEDS	OTHER	1			1	AUTRE	CONC., PROV. COMPLETES
NON-ALCOHOLIC BEVERAGE	OTHER		30		30	AUTRE	BOISSONS NON-ALCOOL. NDA
DIST. ALCOHOLIC BEV.	OTHER	21			21	AUTRE	BOISS. ALCOOL. DIST.
FLAXSEED	GREEK		3,842		3,842	GRECQ	GRAINE DE LIN
RAPESEED	OTHER		4,178		4,178	AUTRE	GRAINE DE COLZA
COPPER ORE AND CONC.	OTHER	112			112	AUTRE	MINERAI, CONC. CUIVRE
ASBESTOS	GREEK			302	302	GRECQ	AMIANTE
	ITALY	354			354	ITAL	
	OTHER	2,222		301	2,523	AUTRE	
<b>COMMODITY TOTAL</b>		<b>2,576</b>		<b>603</b>	<b>3,179</b>		<b>TOTAL DE MARCHANDISE</b>
COTTON, TEXTILE WASTE	ITALY	24			24	ITAL	DECHETS DE COTON, TEXT.
	OTHER	225	18		243	AUTRE	
<b>COMMODITY TOTAL</b>		<b>249</b>	<b>18</b>		<b>267</b>		<b>TOTAL DE MARCHANDISE</b>
LUMBER AND TIMBER	GREEK			77	77	GRECQ	BOIS D'OEUVRE ET CHARP.
	OTHER			131	131	AUTRE	
<b>COMMODITY TOTAL</b>				<b>208</b>	<b>208</b>		<b>TOTAL DE MARCHANDISE</b>
VENEER, PLYWOOD	ITALY	1			1	ITAL	PLACAGES, CONTRE-PLAQ.
PULP	ITALY	72			72	ITAL	PATE
	OTHER			45	45	AUTRE	
<b>COMMODITY TOTAL</b>		<b>72</b>		<b>45</b>	<b>117</b>		<b>TOTAL DE MARCHANDISE</b>
NEWSPRINT PAPER	DENMK	661			661	DANMK	PAPIER JOURNAL
	ITALY	1,048			1,048	ITAL	
	LIBER	410			410	LIBER	
	PANAM	1,622			1,622	PANAM	
	OTHER	3,236			3,236	AUTRE	
<b>COMMODITY TOTAL</b>		<b>6,977</b>			<b>6,977</b>		<b>TOTAL DE MARCHANDISE</b>
PAPER NES	ITALY	6			6	ITAL	PAPIER NDA
	OTHER	9	4		13	AUTRE	
<b>COMMODITY TOTAL</b>		<b>15</b>	<b>4</b>		<b>19</b>		<b>TOTAL DE MARCHANDISE</b>
WET MACHINE BOARD	OTHER		4		4	AUTRE	CARTON EN PATE PRESSE
TEXTILE FAB. MTL NES	ITALY	3			3	ITAL	OUVR. EN MAT. TEXT. NDA
	OTHER		27		27	AUTRE	
<b>COMMODITY TOTAL</b>		<b>3</b>	<b>27</b>		<b>30</b>		<b>TOTAL DE MARCHANDISE</b>
INORGANIC CHEMS. NES	OTHER	95			95	AUTRE	PROD. CHIM. INORG. NDA
ORGANIC CHEMICALS NES	ITALY		8		8	ITAL	PROD. CHIM. ORGAN. NDA
	OTHER	4			4	AUTRE	
<b>COMMODITY TOTAL</b>		<b>4</b>	<b>8</b>		<b>12</b>		<b>TOTAL DE MARCHANDISE</b>
FERTILIZERS NES	GREEK	16,212			16,212	GRECQ	ENGRAIS CHIMIQUE NDA
PLASTIC MATERIALS	ITALY		2		2	ITAL	MATIERES PLASTIQUES
	OTHER	17	5		22	AUTRE	
<b>COMMODITY TOTAL</b>		<b>17</b>	<b>7</b>		<b>24</b>		<b>TOTAL DE MARCHANDISE</b>
DYESTUFF, PIGMENT, PAINT	OTHER	1	6		7	AUTRE	MAT. COLOR. PIG. PEINTURE
CHEM. SPECIALTIES NES	ITALY		2		2	ITAL	PROD. CHIM. SPECIAUX NDA
LUBRICATING OIL, GREASE	OTHER		1		1	AUTRE	HUILE, GRAISSE LUBRIF.
PLATE & SHEET STEEL	ITALY	113			113	ITAL	TOLES, FEUILLES D'ACIER
	OTHER		83		83	AUTRE	
<b>COMMODITY TOTAL</b>		<b>113</b>	<b>83</b>		<b>196</b>		<b>TOTAL DE MARCHANDISE</b>
WIRE	OTHER		98		98	AUTRE	FIL METALLIQUE
ALUMINUM	ITALY	28			28	ITAL	ALUMINIUM
	OTHER	191			191	AUTRE	
<b>COMMODITY TOTAL</b>		<b>219</b>			<b>219</b>		<b>TOTAL DE MARCHANDISE</b>
COPPER AND ALLOYS	ITALY	670	9		679	ITAL	CUIVRE ET ALLIAGES
	OTHER	1,239	36		1,275	AUTRE	
<b>COMMODITY TOTAL</b>		<b>1,909</b>	<b>45</b>		<b>1,954</b>		<b>TOTAL DE MARCHANDISE</b>
METAL FAB. BASIC PROD.	ITALY	8	3		11	ITAL	OUVR. DE BASE EN METAL
	OTHER	60			60	AUTRE	
<b>COMMODITY TOTAL</b>		<b>68</b>	<b>3</b>		<b>71</b>		<b>TOTAL DE MARCHANDISE</b>

TABLE 1. CARGOES LOADED AT CANADIAN PORTS FOR FOREIGN COUNTRIES.

TABLEAU 1. MARCHANDISES CHARGÉES DANS LES PORTS CANADIENS A DESTINATION DE PAYS ÉTRANGERS.

COUNTRY OF DESTINATION AND KIND OF CARGO	REGISTRY OF VESSEL	ATLANTIC ATLANTIQUE	GREAT LAKES GRANDS LACS	PACIFIC PACIFIQUE	TOTAL TOTAL	IMMATIC. DU NAVIRE	PAYS DE DESTINATION ET MARCHANDISE
<b>LEBANON CONT.</b>							
BRICKS, TILES NES	ITALY	61			61	ITAL	LIBAN SUITE
	OTHER	175			175	AUTRE	BRIQUES, TUILLES NDA
COMMODITY TOTAL		236			236		TOTAL DE MARCHANDISE
CEMENT	OTHER	1			1	AUTRE	CIMENT
NON-MET. MIN. BASIC PROD	OTHER	18			18	AUTRE	PROD. MIN. NON-MET. BASE
MISC. FABRICATED PROD.	ITALY	24			24	ITAL	OUVRAGES DIVERS
	OTHER	14			14	AUTRE	
COMMODITY TOTAL		38			38		TOTAL DE MARCHANDISE
TRACTORS	ITALY	1			1	ITAL	TRACTEURS
MACHINERY NES	ITALY	4	16		20	ITAL	MACHINES NDA
	OTHER	3	17		20	AUTRE	
COMMODITY TOTAL		7	33		40		TOTAL DE MARCHANDISE
PASS. AUTOS AND CHASSIS	OTHER	1			1	AUTRE	VOITURES PART., CHASSIS
TRUCKS AND CHASSIS	OTHER		9		9	AUTRE	CAMIONS ET CHASSIS
MOTOR VEHICLE ENGINES	ITALY	1	31		32	ITAL	MOTEURS DE VEH. AUTOM.
	OTHER	37	1		38	AUTRE	
COMMODITY TOTAL		38	32		70		TOTAL DE MARCHANDISE
EQUIPMENT MISC.	GREEK		56		56	GRECQ	MATERIEL DIVERS
	ITALY	33	39		72	ITAL	
	OTHER	52	97		149	AUTRE	
COMMODITY TOTAL		85	192		277		TOTAL DE MARCHANDISE
PERSONAL, HOUSEHOLD GOODS	ITALY	26	2		28	ITAL	ART. PERSON. ET MENAGERS
	OTHER	84	18		102	AUTRE	
COMMODITY TOTAL		110	20		130		TOTAL DE MARCHANDISE
MISC. END PRODUCTS NES	GREEK		1		1	GRECQ	PRODUITS FINIS DIV. NDA
	ITALY		2		2	ITAL	
	OTHER	76	7		83	AUTRE	
COMMODITY TOTAL		76	10		86		TOTAL DE MARCHANDISE
GENERAL CARGO	ITALY	38			38	ITAL	MARCHANDISES DIVERSES
	OTHER	4	14		18	AUTRE	
COMMODITY TOTAL		42	14		56		TOTAL DE MARCHANDISE
COUNTRY/REGION TOTAL		86,119*	49,790*	865*	136,774*		TOTAL DE PAYS/REGION
<b>LIBYA</b>							
BARLEY	GREEK	14,896			14,896	GRECQ	LIBYE
	ITALY	14,448			14,448	ITAL	
	LIBER	18,740			18,740	LIBER	
	OTHER	13,238			13,238	AUTRE	
COMMODITY TOTAL		61,322			61,322		TOTAL DE MARCHANDISE
COUNTRY/REGION TOTAL		61,322*	*	*	61,322*		TOTAL DE PAYS/REGION
<b>SAUDI ARABIA</b>							
WHEAT	NETH			4,221	4,221	P.BAS	ARABIE SAOUDIT
WHEAT FLOUR	GREEK	860			860	GRECQ	BLE
CEREALS MILLED, NES	NETH			140	140	P.BAS	FARINE DE BLE
	NORW			600	600	NORV	CEREALES MOULUES, NDA
COMMODITY TOTAL				740	740		TOTAL DE MARCHANDISE
MISC. FOOD PREP. NES	DENMK			6	6	DANMK	DIV. PREP. ALIM. NDA
COTTON, TEXTILE WASTE	GREEK	3			3	GRECQ	DECHETS DE COTON, TEXT.
LUMBER AND TIMBER	DENMK	1,000			1,000	DANMK	BOIS D'OEUVRE ET CHARP.
	LIBER			5	5	LIBER	
COMMODITY TOTAL		1,000		5	1,005		TOTAL DE MARCHANDISE
NEWSPRINT PAPER	GREEK			4	4	GRECQ	PAPIER JOURNAL
PAPER NES	OTHER			826	826	AUTRE	PAPIER NDA
PAPERBOARD	DENMK			1,213	1,213	DANMK	CARTON
	LIBER			47	47	LIBER	
COMMODITY TOTAL				1,260	1,260		TOTAL DE MARCHANDISE
METAL FAB. BASIC PROD.	GREEK	13			13	GRECQ	OUVR. DE BASE EN METAL
	LIBER			4	4	LIBER	
COMMODITY TOTAL		13		4	17		TOTAL DE MARCHANDISE
MACHINERY NES	GREEK	16			16	GRECQ	MACHINES NDA
EQUIPMENT MISC.	OTHER	12			12	AUTRE	MATERIEL DIVERS
MISC. END PRODUCTS NES	GREEK	2			2	GRECQ	PRODUITS FINIS DIV. NDA
COUNTRY/REGION TOTAL		1,906*	*	7,066*	8,972*		TOTAL DE PAYS/REGION
<b>SOMALIA</b>							
WHEAT FLOUR	OTHER	1,063			1,063	AUTRE	SOMALIE
COUNTRY/REGION TOTAL		1,063*	*	*	1,063*		FARINE DE BLE
							TOTAL DE PAYS/REGION
<b>SUDAN</b>							
MEAT AND MEAT PREP. NES	GREEK	3			3	GRECQ	SOU DAN
FISH, CANNED	GREEK	716			716	GRECQ	VIANDES ET PREP. NDA
WHEAT FLOUR	GREEK	4,421			4,421	GRECQ	POISSON EN BOITES
VEGETABLES, DRIED	GREEK	445			445	GRECQ	FARINE DE BLE
VEGETABLE PREP. NES	GREEK	22			22	GRECQ	LEGUMES, SECS
PAPERBOARD	GREEK	605			605	GRECQ	PREP. DE LEGUMES NDA
MACHINERY NES	GREEK	890			890	GRECQ	CARTON
MOTOR VEHICLE ENGINES	GREEK	1			1	GRECQ	MACHINES NDA
							MOTEURS DE VEH. AUTOM.



TABLE 1. CARGOES LOADED AT CANADIAN PORTS FOR FOREIGN COUNTRIES.

TABLEAU 1. MARCHANDISES CHARGÉES DANS LES PORTS CANADIENS A DESTINATION DE PAYS ÉTRANGERS.

COUNTRY OF DESTINATION AND KIND OF CARGO	REGISTRY OF VESSEL	ATLANTIC ATLANTIQUE	GREAT LAKES GRANDS LACS	PACIFIC PACIFIQUE	TOTAL TOTAL	IMMATIC. DU NAVIRE	PAYS DE DESTINATION ET MARCHANDISE
<b>SUDAN CONT.</b>							<b>SOU DAN SUITE</b>
COUNTRY/REGION TOTAL		7,103*	*	*	7,103*		TOTAL DE PAYS/REGION
<b>SYRIA</b>							<b>SYRIE</b>
MEAT, FRESH OR FROZEN	OTHER	130			130	AUTRE	VIANDE, FRAICHE / CONG.
MEAT AND MEAT PREP. NES	DENMK	198			198	DANMK	VIANDES ET PREP. NOA
FISH, CANNED	OTHER	75			75	AUTRE	POISSON EN BOITES
WHEAT	GER	26,460			26,460	ALL	BLE
	GREEK	102,119			102,119	GRECQ	
COMMODITY TOTAL		128,579			128,579		TOTAL DE MARCHANDISE
VEGETABLES, DRIED	DENMK	1,821			1,821	DANMK	LEGUMES, SECS
MOTOR VEHICLE ENGINES	OTHER		1		1	AUTRE	MOTEURS DE VEH. AUTOM.
EQUIPMENT MISC.	OTHER	3			3	AUTRE	MATERIEL DIVERS
COUNTRY/REGION TOTAL		130,806*	1*	*	130,807*		TOTAL DE PAYS/REGION
<b>TURKEY</b>							<b>TURQUIE</b>
FISH, CANNED	DENMK	139			139	DANMK	POISSON EN BOITES
BARLEY	GREEK	32,119			32,119	GRECQ	ORGE
VEGETABLES, DRIED	OTHER	83			83	AUTRE	LEGUMES, SECS
CONC. COMPLETE FEEDS	OTHER	7	8		15	AUTRE	CONC., PROV. COMPLETES
RAW HIDES AND SKINS	GER		24		24	ALL	PEAUX ET CUIRS BRUT
	GREEK		32		32	GRECQ	
	ITALY	61	21		82	ITAL	
COMMODITY TOTAL	OTHER	1,980	83		2,063	AUTRE	TOTAL DE MARCHANDISE
COPPER ORE AND CONC.	OTHER	2,041	160		2,201		MINERAI, CONC. CUIVRE
ASBESTOS	GREEK	7			7	AUTRE	AMIANTE
	GREEK	348			348	GRECQ	
	ITALY	841			841	ITAL	
COMMODITY TOTAL	OTHER	5,633			5,633	AUTRE	TOTAL DE MARCHANDISE
PULP	GER	6,822			6,822	ALL	PATE
	OTHER	2,284			2,284	AUTRE	
COMMODITY TOTAL		3,650			3,650		TOTAL DE MARCHANDISE
ORGANIC CHEMS. NES	ITALY	5,934			5,934	ITAL	PROD. CHIM. INORG. NOA
ORGANIC CHEMICALS NES	GREEK	11	1		11	GRECQ	PROD. CHIM. ORGAN. NOA
	ITALY	18			18	ITAL	
COMMODITY TOTAL		29			29		TOTAL DE MARCHANDISE
PLASTIC MATERIALS	GREEK		2		2	GRECQ	MATIERES PLASTIQUES
ALUMINUM	ITALY	3,125			3,125	ITAL	ALUMINIUM
	OTHER	6,774			6,774	AUTRE	
COMMODITY TOTAL		9,899			9,899		TOTAL DE MARCHANDISE
NICKEL AND ALLOYS	OTHER		2		2	AUTRE	NICKEL ET ALLIAGES
ZINC AND ALLOYS	OTHER	883			883	AUTRE	ZINC ET ALLIAGES
TRACTORS	OTHER		3		3	AUTRE	TRACTEURS
MACHINERY NES	OTHER	38	15		53	AUTRE	MACHINES NOA
MOTOR VEHICLE ENGINES	GER		11		11	ALL	MOTEURS DE VEH. AUTOM.
	GREEK		6		6	GRECQ	
	ITALY		21		21	ITAL	
	OTHER	122	55		177	AUTRE	
COMMODITY TOTAL		122	93		215		TOTAL DE MARCHANDISE
RUBBER TIRES AND TUBES	OTHER	3			3	AUTRE	PNEUS, CHAMBRES A AIR
EQUIPMENT MISC.	GREEK	258			258	GRECQ	MATERIEL DIVERS
	ITALY		9		9	ITAL	
	OTHER	358	2		360	AUTRE	
COMMODITY TOTAL		616	11		627		TOTAL DE MARCHANDISE
PERSONAL, HOUSEHOLD GOODS	OTHER	11			11	AUTRE	ART. PERS. ET MENAGERS
MISC. END PRODUCTS NES	ITALY	1			1	ITAL	PRODUITS FINIS DIV. NOA
	OTHER	3			3	AUTRE	
COMMODITY TOTAL		4			4		TOTAL DE MARCHANDISE
GENERAL CARGO	ITALY	8			8	ITAL	MARCHANDISES DIVERSES
	OTHER	7	3		10	AUTRE	
COMMODITY TOTAL		15	3		18		TOTAL DE MARCHANDISE
COUNTRY/REGION TOTAL		58,772*	298*	*	59,070*		TOTAL DE PAYS/REGION
<b>U.A.R. - EGYPT</b>							<b>R.A.U. - EGYPTIE</b>
MEAT, FRESH OR FROZEN	DENMK	27			27	DANMK	VIANDE, FRAICHE / CONG.
FISH, FRESH OR FROZEN	OTHER	539			539	AUTRE	POISSON, FRAIS OU CONG.
WHEAT FLOUR	GREEK	18,982			18,982	GRECQ	FARINE DE BLE
	LIBER	9,020			9,020	LIBER	
	OTHER	8,517			8,517	AUTRE	
COMMODITY TOTAL		36,519			36,519		TOTAL DE MARCHANDISE
VEGETABLES, DRIED	OTHER	762			762	AUTRE	LEGUMES, SECS
ASBESTOS	OTHER	1,324			1,324	AUTRE	AMIANTE
PULP	ITALY	10			10	ITAL	PATE
	OTHER	2,374			2,374	AUTRE	
COMMODITY TOTAL		2,384			2,384		TOTAL DE MARCHANDISE
NEWSPRINT PAPER	DENMK	4,201			4,201	DANMK	PAPIER JOURNAL
	GREEK	3,820			3,820	GRECQ	
COMMODITY TOTAL		8,021			8,021		TOTAL DE MARCHANDISE
MACHINERY NES	OTHER					AUTRE	MACHINES NOA
PERSONAL, HOUSEHOLD GOODS	ITALY	1			1	ITAL	ART. PERS. ET MENAGERS

TABLE 1. CARGOES LOADED AT CANADIAN PORTS FOR FOREIGN COUNTRIES.

TABLEAU 1. MARCHANDISES CHARGEES DANS LES PORTS CANADIENS A DESTINATION DE PAYS ETRANGERS.

COUNTRY OF DESTINATION AND KIND OF CARGO	REGISTRY OF VESSEL	ATLANTIC ATLANTIQUE	GREAT LAKES GRANDS LACS	PACIFIC PACIFIQUE	TOTAL TOTAL	IMMATIC. DU NAVIRE	PAYS DE DESTINATION ET MARCHANDISE
U.A.R. - EGYPT CONT. MISC. END PRODUCTS NES	OTHER	1			1	AUTRE	R.A.U.- EGYPTE SUITE PRODUITS FINIS DIV.NDA
COUNTRY/REGION TOTAL		49,584*	1*	*	49,585*		TOTAL DE PAYS/REGION
<b>GAMBIA</b>							<b>GAMBIE</b>
WHEAT FLOUR	U K	90			90	R U	FARINE DE BLE
	OTHER	50	862		912	AUTRE	
COMMODITY TOTAL		140	862		1,002		TOTAL DE MARCHANDISE
MISC.FOOD PREP.NES	OTHER	1			1	AUTRE	DIV.PREP.ALIM.NDA
PERSONAL,HSEHOLD GOODS	OTHER		2		2	AUTRE	ART.PERS.ET MENAGERS
COUNTRY/REGION TOTAL		141*	864*	*	1,005*		TOTAL DE PAYS/REGION
<b>GHANA</b>							<b>GHANA</b>
FISH,CANNED	LIBER	18			18	LIBER	POISSON EN BOITES
WHEAT	LIBER	46,488			46,488	LIBER	BLE
	OTHER	5,467	13,233		18,700	AUTRE	
COMMODITY TOTAL		51,955	13,233		65,188		TOTAL DE MARCHANDISE
MALT AND MALT FLOUR	OTHER	55	222		277	AUTRE	MALT ET FARINE DE MALT
WHEAT FLOUR	OTHER	1,462			1,462	AUTRE	FARINE DE BLE
MISC.FOOD PREP.NES	U K	1			1	R U	DIV.PREP.ALIM.NDA
ASBESTOS	U K	29			29	R U	AMIANTE
PAPER NES	OTHER	5			5	AUTRE	PAPIER NDA
ANIMAL OILS,EXC.MARINE	U K	738			738	R U	HUIL.ANIM.SAUF AN.MAR.
DYESTUFF,PIGMENT,PAINT	OTHER	12			12	AUTRE	MAT.COLOR.PIG.PEINTURE
LUBRICATING OIL,GREASE	OTHER	49			49	AUTRE	HUILE,GRAISSE LUBRIF.
PETROL,COAL PROD.NES	OTHER		11		11	AUTRE	DERIVE PETR.CHARB.NDA
FERRO-ALLOYS	OTHER	719			719	AUTRE	FERRO-ALLIAGES
PLATE & SHEET STEEL	OTHER		552		552	AUTRE	TOLES,FEUILLES D'ACIER
STRUCTURAL SHAPES	U K	21			21	R U	PROFILES DE CONSTRUCT.
	OTHER		5		5	AUTRE	
COMMODITY TOTAL		21	5		26		TOTAL DE MARCHANDISE
ALUMINUM	U K	1			1	R U	ALUMINIUM
COPPER AND ALLOYS	LIBER	22			22	LIBER	CUIVRE ET ALLIAGES
METAL FAB.BASIC PROD.	OTHER	1	2		3	AUTRE	OUVR.DE BASE EN METAL
CEMENT	OTHER	3			3	AUTRE	CIMENT
MACHINERY NES	U K		99		99	R U	MACHINES NDA
	OTHER	706	101		807	AUTRE	
COMMODITY TOTAL		706	200		906		TOTAL DE MARCHANDISE
PASS.AUTOS AND CHASSIS	OTHER	11	5		16	AUTRE	VOITURES PART.,CHASSIS
MOTOR VEHICLE ENGINES	OTHER	6			6	AUTRE	MOTEURS DE VEH.AUTOM.
RUBBER TIRES AND TUBES	U K	4			4	R U	PNEUS, CHAMBRES A AIR
EQUIPMENT MISC.	U K	1			1	R U	MATERIEL DIVERS
	LIBER	1			1	LIBER	
	OTHER	30	34		64	AUTRE	
COMMODITY TOTAL		32	34		66		TOTAL DE MARCHANDISE
PERSONAL,HSEHOLD GOODS	U K	3			3	R U	ART.PERS.ET MENAGERS
	LIBER	1			1	LIBER	
	OTHER	24	13		37	AUTRE	
COMMODITY TOTAL		28	13		41		TOTAL DE MARCHANDISE
MISC. END PRODUCTS NES	U K	3			3	R U	PRODUITS FINIS DIV.NDA
	OTHER	5	9		14	AUTRE	
COMMODITY TOTAL		8	9		17		TOTAL DE MARCHANDISE
GENERAL CARGO	GREEK	1			1	GRECQ	MARCHANDISES DIVERSES
COUNTRY/REGION TOTAL		55,887*	14,286*	*	70,173*		TOTAL DE PAYS/REGION
<b>KENYA</b>							<b>KENYA</b>
WHEAT FLOUR	OTHER	1,064			1,064	AUTRE	FARINE DE BLE
APPLES	NETH			46	46	P.BAS	POMMES
	NORW	21			21	NORV	
COMMODITY TOTAL		21		46	67		TOTAL DE MARCHANDISE
SAUSAGE SKINS,CASINGS	NORW	2			2	NORV	BOYAUX A SAUCISSES
WOOL AND ANIMAL HAIR	NORW		15		15	NORV	LAIN.E,POILS DANIMAL
ASBESTOS	OTHER	618			618	AUTRE	AMIANTE
COTTON,TEXTILE WASTE	U K		2		2	R U	DECHETS DE COTON,TEXT.
	NORW	5			5	NORV	
COMMODITY TOTAL		5	2		7		TOTAL DE MARCHANDISE
WASTE AND SCRAP NES	NORW		31		31	NORV	DECHETS ET REBUTS NDA
NEWSPRINT PAPER	NORW	1,135			1,135	NORV	PAPIER JOURNAL
PAPER NES	NETH			1,336	1,336	P.BAS	PAPIER NDA
	NORW		50		50	NORV	
COMMODITY TOTAL			50	1,336	1,386		TOTAL DE MARCHANDISE
PAPERBOARD	NORW		14		14	NORV	CARTON
BLDG.PAPER AND BOARD	NORW	651			651	NORV	PLAQ.CONSTR.,PAP/CART.
TEXTILE FAB.MTL NES	NORW	104			104	NORV	OUVR.EN MAT.,TEXT.NDA
ANIMAL OILS,EXC.MARINE	NORW		30		30	NORV	HUIL.ANIM.SAUF AN.MAR.
INORGANIC CHEMS. NES	NORW		113		113	NORV	PROD.CHIM.INDRG.NDA
ORGANIC CHEMICALS NES	NORW	35			35	NORV	PROD.CHIM.ORGAN.NDA
SYNTHETIC RUBBER	OTHER	17			17	AUTRE	CAOUTCHOUC SYNTHETIQUE
PLASTIC MATERIALS	NORW		22		22	NORV	MATERES PLASTIQUES
PIPES,TUBES:IRON,STEEL	U K		28		28	R U	TOY.AUX.,TUBES:FER,ACIER
	NORW		46		46	NORV	

TABLE I. CARGOES LOADED AT CANADIAN PORTS FOR FOREIGN COUNTRIES.

TABLEAU I. MARCHANDISES CHARGÉES DANS LES PORTS CANADIENS A DESTINATION DE PAYS ÉTRANGERS.

COUNTRY OF ORIGIN AND KIND OF CARGO	REGISTRY OF VESSEL	ATLANTIC ATLANTIQUE	GREAT LAKES GRANDS LACS	PACIFIC PACIFIQUE	TOTAL TOTAL	IMMATIC. DU NAVIRE	PAYS DE DESTINATION ET MARCHANDISE
<b>KENYA CONT.</b>							
COMMODITY TOTAL			74		74		KENYA SUITE
ALUMINIUM	OTHER	1			1	AUTRE	TOTAL DE MARCHANDISE
METAL FAB. BASIC PROD.	NORW	63	49		112	NORV	ALUMINIUM
DRAIN TILES, PIPES	NORW	56			56	NORV	OUVR. DE BASE EN METAL
ASBESTOS BASIC PROD.	NORW		32		32	NORV	TUILES TUY. DE DRAINAGE
MISC. FABRICATED PROD.	NORW		69		69	NORV	OUVR. DE BASE AMIANTE
TRACTORS	NORW	114	27		141	NORV	DUVRAGES DIVERS
MACHINERY NES	U K	696			696	R U	TRACTEURS
	NORW	665	12		677	NORV	MACHINES NDA
COMMODITY TOTAL		1,361	12		1,373		TOTAL DE MARCHANDISE
RAILWAY ROLLING STOCK	NORW	21			21	NORV	MAT. ROUL. DE CH. DE FER
	OTHER	6			6	AUTRE	
COMMODITY TOTAL		27			27		TOTAL DE MARCHANDISE
PASS. AUTOS AND CHASSIS	NORW	1			1	NORV	VOITURES PART., CHASSIS
EQUIPMENT MISC.	NORW	439			439	NORV	MATERIEL DIVERS
PERSONAL, HOUSEHOLD GOODS	NETH			29	29	P. BAS	ART. PERS. ET MENAGERS
	NORW		21		21	NORV	
	OTHER	3			3	AUTRE	
COMMODITY TOTAL		3	21	29	53		TOTAL DE MARCHANDISE
MISC. END PRODUCTS NES	NETH	3		10	10	P. BAS	PRODUITS FINIS DIV. NDA
	NORW		29		29	NORV	
COMMODITY TOTAL			29	10	39		TOTAL DE MARCHANDISE
GENERAL CARGO	NORW	423	95		518	NORV	MARCHANDISES DIVERSES
COUNTRY/REGION TOTAL		6,140*	685*	1,421*	8,246*		TOTAL DE PAYS/REGION
<b>MAURITIUS-DEP.</b>							
FISH, CANNED	NETH			5	5	P. BAS	MAURICE ET DEP
WHEAT	LIBER	3,020			3,020	LIBER	POISSON EN BOITES
PULP	U K	1			1	R U	BLE
NEWSPRINT PAPER	U K	20			20	R U	PATE
	NORW	65	15		80	NORV	PAPIER JOURNAL
COMMODITY TOTAL		85	15		100		TOTAL DE MARCHANDISE
PAPER NES	U K	1			1	R U	PAPIER NDA
	NORW		32		32	NORV	
COMMODITY TOTAL		1	32		33		TOTAL DE MARCHANDISE
GENERAL CARGO	NORW	11			11	NORV	MARCHANDISES DIVERSES
COUNTRY/REGION TOTAL		3,118*	47*	5*	3,170*		TOTAL DE PAYS/REGION
<b>NIGERIA</b>							
MEAT AND MEAT PREP. NES	OTHER	1			1	AUTRE	NIGERIA
FISH, CANNED	LIBER	28			28	LIBER	VIANDES ET PREP. NDA
MILK POWDER	OTHER	1			1	AUTRE	POISSON EN BOITES
CORN	GER	1,148			1,148	ALL	LAIT EN POUORE
	PANAM	1,212			1,212	PANAM	MAIS
COMMODITY TOTAL		2,360			2,360		TOTAL DE MARCHANDISE
WHEAT	GER	5,544			5,544	ALL	BLE
	GREEK	27,162	11,172		38,334	GRECQ	
	LIBER	41,989			41,989	LIBER	TOTAL DE MARCHANDISE
	PANAM	11,581			11,581	PANAM	JUS DE FRUIT
	OTHER	5,534			5,534	AUTRE	FRUITS PREP. EN BOITE
COMMODITY TOTAL		91,810	11,172		102,982		PREP. DE LEGUMES NDA
FRUIT JUICES	GREEK	2			2	GRECQ	TOTAL DE MARCHANDISE
FRUITS, PREP. CANNED	U K	2			2	R U	BLE
VEGETABLE PREP. NES	U K	4	10		14	R U	FRUITS PREP. EN BOITE
	LIBER	2			2	LIBER	PREP. DE LEGUMES NDA
	OTHER	3	10		13	AUTRE	
COMMODITY TOTAL		9	20		29		TOTAL DE MARCHANDISE
SPICES	U K	11			11	R U	EPICES
	LIBER	3			3	LIBER	
COMMODITY TOTAL		14			14		TOTAL DE MARCHANDISE
MISC. FOOD PREP. NES	U K	27			27	R U	DIV. PREP. ALIM. NDA
	OTHER	64			64	AUTRE	
COMMODITY TOTAL		91			91		TOTAL DE MARCHANDISE
ALE, BEER, STOUT, PORTER	U K	2			2	R U	ALE, BIÈRE, STOUT, PORTER
TOBACCO NES	U K		18		18	R U	TABACS NDA
	OTHER	42			42	AUTRE	
COMMODITY TOTAL		42	18		60		TOTAL DE MARCHANDISE
TITANIUM ORE	GREEK	4,675			4,675	GRECQ	MINÉRAI DE TITANE
ASBESTOS	U K	1,964			1,964	R U	AMIANTE
	LIBER	1,214			1,214	LIBER	
	OTHER	101			101	AUTRE	
COMMODITY TOTAL		3,279			3,279		TOTAL DE MARCHANDISE
COTTON, TEXTILE WASTE	U K	3			3	R U	DECHETS DE COTON, TEXT.
LEATHER	U K	12			12	R U	CUIR
WOOD FAB. MATERIALS	U K		1		1	R U	DEMI-PRODUITS EN BOIS
	OTHER	6			6	AUTRE	
COMMODITY TOTAL		6	1		7		TOTAL DE MARCHANDISE
NEWSPRINT PAPER	U K	1,432			1,432	R U	PAPIER JOURNAL
	LIBER	865			865	LIBER	
	OTHER	449			449	AUTRE	
COMMODITY TOTAL		2,746			2,746		TOTAL DE MARCHANDISE
PAPER NES	OTHER	14			14	AUTRE	PAPIER NDA

TABLE 1. CARGOES LOADED AT CANADIAN PORTS FOR FOREIGN COUNTRIES

TABLEAU 1. MARCHANDISES CHARGÉES DANS LES PORTS CANADIENS A DESTINATION DE PAYS ÉTRANGERS

COUNTRY OF DESTINATION AND KIND OF CARGO	REGISTRY OF VESSEL	ATLANTIC ATLANTIQUE	GREAT LAKES GRANDS LACS	PACIFIC PACIFIQUE	TOTAL TOTAL	IMMATIC. DU NAVIRE	PAYS DE DESTINATION ET MARCHANDISE
<b>NIGERIA</b>	<b>CONT.</b>						<b>NIGERIA</b>
BLDG.PAPER AND BOARD	OTHER	45			45	AUTRE	SUITE
TEXTILE FAB.MTL NES	OTHER	1	6		7	AUTRE	PLAQ.CONSTR.,PAP/CART.
METALLIC SALTS	OTHER	24			24	AUTRE	OUVR.EN MAT.TEXT.NDA
INDRGANIC CHEMS. NES	U K	73			73	R U	SELS METALLIQUES
STRUCTURAL SHAPES	OTHER	120			120	AUTRE	PRDD.CHIM.INORG.NDA
ALUMINUM	OTHER	149	7		156	AUTRE	PROFILES DE CONSTRUCT.
COPPER AND ALLOYS	U K	5	1		6	R U	ALUMINIUM
ZINC AND ALLOYS	U K	44			44	R U	CUIVRE ET ALLIAGES
	LIBER	39			39	LIBER	ZINC ET ALLIAGES
	OTHER	44			44	AUTRE	
<b>COMDDITY TOTAL</b>		<b>127</b>			<b>127</b>		<b>TOTAL DE MARCHANDISE</b>
METAL FAB.BASIC PRDD.	U K	8			8	R U	OUVR.DE BASE EN METAL
GLASS BASIC PRODUCTS	U K		1		1	R U	OUVR.DE BASE EN VERRE
NON-MET.MIN.BASIC PRDD	OTHER	19			19	AUTRE	PROD.MIN.NON-MET.BASE
TRACTORS	OTHER	34			34	AUTRE	TRACTEURS
MACHINERY NES	U K	291	9		300	R U	MACHINES NDA
	GREEK		2		2	GREQC	
	NETH	767			767	P.BAS	
	LIBER	13			13	LIBER	
	DTHFR	185	5		190	AUTRE	
<b>COMDDITY TOTAL</b>		<b>1,256</b>	<b>16</b>		<b>1,272</b>		<b>TOTAL DE MARCHANDISE</b>
RAILWAY ROLLING STOCK	U K	4			4	R U	MAT.ROUL.DE CH.DE FER
	OTHER	5,417			5,417	AUTRE	
<b>COMDDITY TOTAL</b>		<b>5,421</b>			<b>5,421</b>		<b>TOTAL DE MARCHANDISE</b>
PASS.AUTDS AND CHASSIS	U K		2		2	R U	VOITURES PART.,CHASSIS
	OTHER	3			3	AUTRE	
<b>COMDDITY TOTAL</b>		<b>3</b>	<b>2</b>		<b>5</b>		<b>TOTAL DE MARCHANDISE</b>
MOTOR VEHICLE ENGINES	DTHFR	24			24	AUTRE	MOTEURS DE VEH.AUTDM.
SHIPS,AIRCRAFT,MIS.VEH	OTHER	710			710	AUTRE	NAVIRES,AVIDINS,VEH.DIV
RUBBER TIRES AND TUBES	U K	20			20	R U	PNEUS, CHAMBRES A AIR
	OTHER	50	6		56	AUTRE	
<b>COMDDITY TOTAL</b>		<b>70</b>	<b>6</b>		<b>76</b>		<b>TOTAL DE MARCHANDISE</b>
EQUIPMENT MISC.	U K	40			40	R U	MATERIEL DIVERS
	GREEK	12			12	GREQC	
	LIBER	109			109	LIBER	
	OTHER	5	62		67	AUTRE	
<b>COMDDITY TOTAL</b>		<b>166</b>	<b>62</b>		<b>228</b>		<b>TOTAL DE MARCHANDISE</b>
PERSONAL,HOUSEHOLD GOODS	U K	10			10	R U	ART.PERS.ET MENAGERS
	GREEK	3			3	GREQC	
	LIBER	1			1	LIBER	
	OTHER	50	21		71	AUTRE	
<b>COMDDITY TOTAL</b>		<b>64</b>	<b>21</b>		<b>85</b>		<b>TOTAL DE MARCHANDISE</b>
MISC. END PRODUCTS NES	U K		5		5	R U	PRODUITS FINIS DIV.NDA
	OTHER	21	17		38	AUTRE	
<b>COMDDITY TOTAL</b>		<b>21</b>	<b>22</b>		<b>43</b>		<b>TOTAL DE MARCHANDISE</b>
GENERAL CARGO	U K	1			1	R U	MARCHANDISES DIVERSES
<b>COUNTRY/REGION TOTAL</b>		<b>113,438*</b>	<b>11,355*</b>	<b>*</b>	<b>124,793*</b>		<b>TOTAL DE PAYS/REGION</b>
<b>REP. SO-AFRICA</b>							<b>REP. SUD-AFR.</b>
FISH,FRESH OR FROZEN	NETH			184	184	P.BAS	POISSON,FRAIS OU CONG.
	NORW	30			30	NDRV	
<b>COMDDITY TOTAL</b>		<b>30</b>			<b>184</b>		<b>TOTAL DE MARCHANDISE</b>
FISH,SALTED OR CURED	NETH				32	P.BAS	POISSON,SALE OU FUME
FISH,CANNED	NETH				108	P.BAS	POISSON EN BOITES
MILK POWDER	DENMK	1			1	DANMK	LAIT EN POUVRE
DAIRY PROD.EGGS,HONEY	NETH				74	P.BAS	PRDD.LAIT.,OEUF,MIEL
RYE	GREEK			1,120	1,120	GREQC	SEIGLE
WHEAT	LIBER		14,550		14,550	LIBER	BLE
WHEAT FLOUR	LIBER	14			14	LIBER	FARINE DE BLE
FRUIT,PRES.NOT CANNED	NORW	19			19	NORV	COND. FRUITS NON BOITE
VEGETABLES, FRESH	NORW	218			218	NDRV	LEGUMES, FRAIS
VEGETABLES, DRIED	U K	5			5	R U	LEGUMES, SECS
	NDRW	163			163	NORV	
<b>COMDDITY TOTAL</b>		<b>168</b>			<b>168</b>		<b>TOTAL DE MARCHANDISE</b>
SYRUP	NORW	11			11	NDRV	SIROP
SUGAR PREPARATIONS	NORW	10			10	NORV	PREP. A BASE DE SUCRE
SAUSAGE SKINS,CASINGS	U K	15			15	R U	BOYAUX A SAUCISSES
	DENMK	7			7	DANMK	
	NORW	24			24	NORV	
	LIBER	4			4	LIBER	
	JAPAN		6		6	JAPON	
	OTHER	4			4	AUTRE	
<b>COMDDITY TOTAL</b>		<b>54</b>	<b>6</b>		<b>60</b>		<b>TOTAL DE MARCHANDISE</b>
MISC.FOOD PREP.NES	U K	5	1		6	R U	DIV.PREP.ALIM.NDA
	NETH				11	P.BAS	
	NORW	114			114	NDRV	
<b>COMDDITY TOTAL</b>		<b>119</b>	<b>1</b>		<b>131</b>		<b>TOTAL DE MARCHANDISE</b>
ALE,BEER,STOUT,PORTER	NORW	11			11	NORV	ALE,BIERE,STOUT,PORTER
DIST.ALCOHOLIC BEV.	NORW		6		6	NORV	BDISS.ALCDDL.DIST.
RUBBER,ALLIED GUMS,NAT	U K	17			17	R U	CAOUTCHUC GOMMES NAT.
BOLTS,ROUND TIMBER	NORW	243			243	NORV	BILLOTS,BOIS ROND
WOOL AND ANIMAL HAIR	NORW	29	22		51	NORV	LAINES,POIS ANIMAL
TEXTILE FIBRES NES	U K	55			55	R U	FIBRES TEXTILES NDA
	OTHER	51			51	DANMK	

TABLE 1. CARGOES LOADED AT CANADIAN PORTS FOR FOREIGN COUNTRIES.

TABLEAU 1. MARCHANDISES CHARGÉES DANS LES PORTS CANADIENS A DESTINATION DE PAYS ÉTRANGERS.

COUNTRY OF DESTINATION AND KIND OF CARGO	REGISTRY OF VESSEL	ATLANTIC ATLANTIQUE	GREAT LAKES GRANDS LACS	PACIFIC PACIFIQUE	TOTAL TOTAL	IMMATIC. OU NAVIRE	PAYS DE DESTINATION ET MARCHANDISE
REP. SO.AFRICA CONT.							REP. SUD-AFR. SUITE
COMMODITY TOTAL	NORW	321			321	NORV	TOTAL DE MARCHANDISE
IRON ORE AND CONC	GREEK	427			427	GREQC	MINÉRAI, CONC. DE FER
ORES AND CONC.NES	NETH	115		19	19	P.BAS	MINÉRAIS ET CONC.NDA
	NDRW	23			23	NORV	
COMMODITY TOTAL		23		19	42		TOTAL DE MARCHANDISE
IRON AND STEEL SCRAP	OTHER	44			44	AUTRE	DECHETS DE FER, DACIER
NON-FERROUS MET. SCRAP	U K	45			45	R U	DECHETS METAL. NON FER.
	GREEK	45			45	GREQC	
	NETH			232	232	P.BAS	
COMMODITY TOTAL		90		232	322		TOTAL DE MARCHANDISE
SLAG, DROSS, BY-PRODUCTS	NETH			75	75	P.BAS	POUS. GUEUL. SCOR. PROD.
	NORW	33,017			33,017	NORV	
COMMODITY TOTAL		33,017		75	33,092		TOTAL DE MARCHANDISE
ASBESTOS	U K	20			20	R U	AMIANTE
	DENMK	5			5	DANMK	
	GREEK	4			4	GREQC	
	LIBER	1			1	LIBER	
COMMODITY TOTAL		30			30		TOTAL DE MARCHANDISE
SALT	U K	5	17		22	R U	SEL
	NORW		18		18	NORV	
COMMODITY TOTAL		5	35		40		TOTAL DE MARCHANDISE
SULPHUR IN ORES	NORW			7,840	7,840	NORV	SCUFRE EN MINÉRAI
CRUDE NON-MET. MEN.NES	U K	31			31	R U	MIN. NON-MET. BRUTS NDA
	NORW	11	24		35	NORV	
	LIBER	5			5	LIBER	
COMMODITY TOTAL		47	24		71		TOTAL DE MARCHANDISE
COTTON, TEXTILE WASTE	GREEK		8		8	GREQC	DECHETS DE COTON, TEXT.
	NORW		22		22	NORV	
	LIBER	2			2	LIBER	
	OTHER		26		26	AUTRE	
COMMODITY TOTAL		2	56		58		TOTAL DE MARCHANDISE
WASTE AND SCRAP NES	U K	4			4	R U	DECHETS ET REBUTS NDA
	GREEK	35			35	GREQC	
	NETH	59			59	P.BAS	
	NORW		25		25	NORV	
	LIBER	9			9	LIBER	
	OTHER	15			15	AUTRE	
COMMODITY TOTAL		122	25		147		TOTAL DE MARCHANDISE
LEATHER	U K		5		5	R U	CUIR
RUBBER FAB. MATERIALS	DENMK	1			1	DANMK	DEMI-PROD. CAOUTCHOUC
	NORW	7			7	NORV	
	OTHER	1			1	AUTRE	
COMMODITY TOTAL		9			9		TOTAL DE MARCHANDISE
LUMBER AND TIMBER	U K	12			12	R U	BOIS OEUVRE ET CHARP.
	GREEK			763	763	GREQC	
	NETH			4,794	4,794	P.BAS	
	NORW	144		1,492	1,636	NORV	
COMMODITY TOTAL		156		7,049	7,205		TOTAL DE MARCHANDISE
SHINGLES AND SHAKES	NETH			62	62	P.BAS	BARDEAUX, BARD. FACADE
VENEER, PLYWOOD	GREEK		18		18	GREQC	PLACAGES, CONTRE-PLAQ.
	NETH			23	23	P.BAS	
	NORW	45	27		72	NORV	
COMMODITY TOTAL		45	45	23	113		TOTAL DE MARCHANDISE
WOOD FAB. MATERIALS	NORW	27			27	NORV	DEMI-PRODUITS EN BOIS
PULP	U K	4,300			4,300	R U	PATE
	GER	496			496	ALL	
	GREEK		5,511	1,818	7,329	GREQC	
	NETH			764	764	P.BAS	
	NORW	3,150	3,691		6,841	NORV	
	LIBER	650			2,435	LIBER	
	OTHER				1,073	AUTRE	
COMMODITY TOTAL		8,596	9,202	5,440	23,238		TOTAL DE MARCHANDISE
NEWSPRINT PAPER	U K	3,950			3,950	R U	PAPIER JOURNAL
	DENMK	1,428			1,428	DANMK	
	GREEK	13			13	GREQC	
	NETH	274		105	379	P.BAS	
	NORW	3,983	982		4,965	NORV	
	JAPAN	668			668	JAPON	
COMMODITY TOTAL		10,316	982	105	11,403		TOTAL DE MARCHANDISE
PAPER NES	U K	191	551		742	R U	PAPIER NDA
	DENMK	225			225	DANMK	
	GER	209			209	ALL	
	GREEK	240	29		269	GREQC	
	NETH	20	24	60	104	P.BAS	
	NORW	1,053	2,384		3,437	NORV	
	JAPAN	13	48		61	JAPON	
	OTHER	32			32	AUTRE	
COMMODITY TOTAL		1,983	3,036	60	5,079		TOTAL DE MARCHANDISE
PAPERBOARD	U K	105			105	R U	CARTON
	DENMK	92			92	DANMK	
	GREEK	1			1	GREQC	
	NORW	230	39		269	NORV	
	OTHER	1			1	AUTRE	
COMMODITY TOTAL		429	39		468		TOTAL DE MARCHANDISE

TABLE 1. CARGOES LOADED AT CANADIAN PORTS FOR FOREIGN COUNTRIES.

TABLEAU 1. MARCHANDISES CHARGÉES DANS LES PORTS CANADIENS A DESTINATION DE PAYS ÉTRANGERS.

COUNTRY OF DESTINATION AND KIND OF CARGO	REGISTRY OF VESSEL	ATLANTIC ATLANTIQUE	GREAT LAKES GRANDS LACS	PACIFIC PACIFIQUE	TOTAL TOTAL	IMMATIC. DU NAVIRE	PAYS DE DESTINATION ET MARCHANDISE
REP. SO.AFRICA CONT. BLDG.PAPER AND BOARD WET MACHINE BOARD	NORW U K NETH	15	3 10 17		18 10 17	NORV R U P.BAS	REP. SUD-ADR. SUITE PLAQ.CONSTR.,PAP/CART. CARTON EN PATE PRESSE
COMMODITY TOTAL TEXTILE FAB.MTL NES	U K GREEK NETH NORW OTHER	37 11 2 64 5	27		27 37 11 2 88 5	R U GRECQ P.BAS NORV AUTRE	TOTAL DE MARCHANDISE OUVR.EN MAT.TEXT.NDA
COMMODITY TOTAL OILS,FATS,WAXES NES METALLIC SALTS	U K U K GER GREEK NETH NORW LIBER	78 20 156 916 182 3,168 182	24		143 78 20 156 916 3,168 182	R U R U ALL GRECQ P.BAS NORV LIBER	TOTAL DE MARCHANDISE HUIL.MAT.GRAS.CIRE NDA SELS METALLIQUES
COMMODITY TOTAL INORGANIC CHEMS. NES	U K NORW OTHER	62 663 2	164		62 827 2	R U NORV AUTRE	TOTAL DE MARCHANDISE PROD.CHIM.INORG.NDA
COMMODITY TOTAL ORGANIC CHEMICALS NES	U K DENMK NETH NORW JAPAN OTHER	412 1 46 323 103 27	25		437 1 155 362 103 27	R U DANMK P.BAS NORV JAPON AUTRE	TOTAL DE MARCHANDISE PROD.CHIM.ORGAN.NDA
COMMODITY TOTAL POTASH FERTILIZER NES SYNTHETIC RUBBER	GREEK NOR U K NORW LIBER OTHER	18 4 5 4 4	154		39 18 4 154 5 4	GRECQ AUTRE R U NORV LIBER AUTRE	TOTAL DE MARCHANDISE POTASSE ENGRAIS CHIMIQUE NDA CAOUTCHOUC SYNTHETIQUE
COMMODITY TOTAL PLASTIC MATERIALS	U K DENMK GER NETH NORW OTHER	10 25 31 8 416 20	37		167 47 25 31 8 670 20	R U DANMK ALL P.BAS NORV AUTRE	TOTAL DE MARCHANDISE MATIERES PLASTIQUES
COMMODITY TOTAL DYE STUFF,PIGMENT,PAINT CHEM.SPECIALTIES NES	DENMK U K DENMK GER NETH NORW LIBER	5 27 1 26 70 9	291		5 27 1 26 103 9	DANMK R U DANMK ALL P.BAS NORV LIBER	TOTAL DE MARCHANDISE MAT.COLOR.PIG.PRINTURE PROD.CHIM.SPECIALX NDA
COMMODITY TOTAL LUBRICATING OIL,GREASE	GREEK NORW OTHER	10 10 10	33		6 24 13	GRECQ NORV AUTRE	TOTAL DE MARCHANDISE HUILLE,GRAISSE LUBRIF.
COMMODITY TOTAL PETROL.COAL PROD.NES	NORW OTHER	51 51	11		43 11 51	NORV AUTRE	TOTAL DE MARCHANDISE DERIVE PETR.CHARB.NDA
COMMODITY TOTAL PRIMARY IRON,STEEL NES BARS AND RODS,STEEL	NORW U K OTHER	12 10	9		12 10 9	NORV R U AUTRE	TOTAL DE MARCHANDISE FER,ACIER PRIMAIR.NDA BARRS ET TIGES ACIER
COMMODITY TOTAL PLATE & SHEET STEEL	NORW OTHER	526 1	9		19 526 1	NORV AUTRE	TOTAL DE MARCHANDISE TOLES,FEUILLES DACIER
COMMODITY TOTAL STRUCTURAL SHAPES PIPES,TUBES:IRON,STEEL	U K U K NORW	22 22	7 25 176		7 25 198	R U R U NORV	TOTAL DE MARCHANDISE PROFILES DE CONSTRUCT. TUYAUX,TUBES:FER,ACIER
COMMODITY TOTAL WIRE	U K NETH NORW JAPAN	22 3 3	87		223 87 3	R U P.BAS NORV JAPDN	TOTAL DE MARCHANDISE FIL METALLIQUE
COMMODITY TOTAL ALUMINIUM	U K DENMK NETH NORW LIBER	218 10 282 12	125		130 218 10 282 12	R U DANMK P.BAS NORV LIBER	TOTAL DE MARCHANDISE ALUMINIUM
COMMODITY TOTAL COPPER AND ALLOYS	U K GER NETH NORW OTHER	16 24 18	17		16 24 17 18 54	R U ALL P.BAS NORV AUTRE	TOTAL DE MARCHANDISE CUIVRE ET ALLIAGES
COMMODITY TOTAL NICKEL AND ALLOYS	NETH	58	71		129 30	P.BAS	TOTAL DE MARCHANDISE NICKEL ET ALLIAGES

TABLE 1. CARGOES LOADED AT CANADIAN PORTS FOR FOREIGN COUNTRIES.

TABLEAU 1. MARCHANDISES CHARGÉES DANS LES PORTS CANADIENS A DESTINATION DE PAYS ÉTRANGERS.

COUNTRY OF DESTINATION AND KIND OF CARGO	REGISTRY OF VESSEL	ATLANTIC ATLANTIQUE	GREAT LAKES GRANDS LACS	PACIFIC PACIFIQUE	TOTAL TOTAL	IMMATIC. OU NAVIRE	PAYS DE DESTINATION ET MARCHANDISE
REP. SO.AFRICA CONT. ZINC AND ALLOYS	NETH NORV		58	129	129	P.BAS NORV	REP. SUD-ADR. SUITE ZINC ET ALLIAGES
COMMODITY TOTAL			58	129	187		TOTAL DE MARCHANDISE METAUX NON-FERREUX NDA
NON-FERROUS METALS NES	U K GREEK	6			6	R U GRECQ	TOTAL DE MARCHANDISE OUVR.DE BASE EN METAL
COMMODITY TOTAL		17			17		
METAL FAB.BASIC PRDD.	U K DENMK GREEK NETH NORV LIBER JAPAN	119 7 35 72 41 10	34		153	R U DANMK GRECQ P.BAS NORV LIBER JAPON	
COMMODITY TOTAL		284	116	17	417		TOTAL DE MARCHANDISE BRIQUES,TUILLES NDA
BRICKS,TILES NES	DENMK GREEK NORV	173 2,027 1,094	52		173 2,027 1,146	DANMK GRECQ NORV	TOTAL DE MARCHANDISE OUVR.DE BASE EN VERRE
COMMODITY TOTAL		3,294	52		3,346		
GLASS BASIC PRODUCTS	U K NETH NORV		40 58 17		40 58 622	R U P.BAS NORV	TOTAL DE MARCHANDISE OUVR.DE BASE AMIANTE PROD.MIN.NON-MET.BASE
COMMODITY TOTAL		17	605		622		
ASBESTOS BASIC PRDD. NON-MET.MIN.BASIC PRDD	NORV U K NETH NORV	17 1	703 32		720 32	NORV R U P.BAS NORV	TOTAL DE MARCHANDISE TRACTEURS
COMMODITY TOTAL		64		8	64		
TRACTORS	U K DENMK GER NETH NORV LIBER OTHER	497 116 110	33 23 90		530 116 110 23 3,938 325 165	R U DANMK ALL P.BAS NORV LIBER AUTRE	TOTAL DE MARCHANDISE MACHINES NDA
COMMODITY TOTAL		4,982	225		5,207		
MACHINERY AND	U K DENMK GER GREEK NETH NORV JAPAN OTHER	1,350 206 446 14	247 20 6		1,597 206 446 34	R U DANMK ALL GRECQ P.BAS NORV JAPON AUTRE	TOTAL DE MARCHANDISE MAT.ROUL.DE CH.DE FER
COMMODITY TOTAL		3,088	1,353	2	4,443		
RAILWAY ROLLING STOCK	U K DENMK GER NETH NORV OTHER	174 348 248 174 761 434			174 348 248 174 761 434	R U DANMK ALL P.BAS NORV AUTRE	TOTAL DE MARCHANDISE VOITURES PART.,CHASSIS
COMMODITY TOTAL		2,139			2,139		
PASS.AUTOS AND CHASSIS	U K GER GREEK NETH NORV OTHER	288 538 289		1	288 538 289	R U ALL GRECQ P.BAS NORV AUTRE	TOTAL DE MARCHANDISE CAMIONS ET CHASSIS
COMMODITY TOTAL		2,029	1	2	2,034		
TRUCKS AND CHASSIS	U K NORV OTHER	576 565 3			576 565 3	R U NORV AUTRE	TOTAL DE MARCHANDISE MOTEURS DE VEH.AUTOM.
COMMODITY TOTAL		1,144			1,144		
MOTOR VEHICLE ENGINES	U K GREEK NETH NORV JAPAN	1,784 366 344 1,541	21 7 17 1,016 8		1,805 373 361 2,557 8	R U GRECQ P.BAS NORV JAPON	TOTAL DE MARCHANDISE VEH.AUTOM.=ROUTIERS NDA
COMMODITY TOTAL		4,035	1,069		5,104		
ROAD MOTDR VEH. NES	DENMK NETH	2			2	DANMK P.BAS	TOTAL DE MARCHANDISE MATERIEL DIVERS
COMMODITY TOTAL		2		2	4		
EQUIPMENT MISC.	U K OENMK GER GREEK NORV LIBER	48 24 521 6 138 13	194 9		242 24 521 15 1,521 13	R U DANMK ALL GRECQ NORV LIBER	TOTAL DE MARCHANDISE ART.PERS.ET MENAGERS
COMMODITY TOTAL		750	1,586		2,336		
PERSONAL+HSEHOLD GOODS	U K DENMK GER GREEK NETH NORV LIBER OTHER	12 1 86 9 1 5	3	105	15 1 86 9 30 209 5	R U DANMK ALL GRECQ P.BAS NORV LIBER AUTRE	TOTAL DE MARCHANDISE
COMMODITY TOTAL		214	108	30	356		

TABLE 1. CARGOES LOADED AT CANADIAN PORTS FOR FOREIGN COUNTRIES.

TABEAU 1. MARCHANDISES CHARGÉES DANS LES PORTS CANADIENS A DESTINATION DE PAYS ÉTRANGERS.

COUNTRY OF DESTINATION AND KIND OF CARGO	REGISTRY OF VESSEL	ATLANTIC ATLANTIQUE	GREAT LAKES GRANDS LACS	PACIFIC PACIFIQUE	TOTAL TOTAL	IMMATIC. DU NAVIRE	PAYS DE DESTINATION ET MARCHANDISE
REP. SO.AFRICA CONT. FIREARMS,AMMUNITION	U K NORW	4	1		4	R U NORV	REP. SUD-AFR. SUITE ARMES A FEU,MUNITIONS
COMMODITY TOTAL		4	1		5		TOTAL DE MARCHANDISE
CONTAINERS,CLOSURES	NORW	107	47		154	NORV	CONTENEURS,FERMETURES
MISC. END PRODUCTS NES	U K DENMK GREEK NETH NORW LIBER	262 25 2 29 15	63		325 25 2 4 67 15	R U DANMK GRECQ P.BAS NORV LIBER	PRODUITS FINIS DIV.NDA
COMMODITY TOTAL		333	101	4	438		TOTAL DE MARCHANDISE
GENERAL CARGO	U K GREEK NETH NORW LIBER JAPAN OTHER	804 7 15 925 7	75 50 15 709 69 27		879 57 15 1,634 7 69 27	R U GRECQ P.BAS NORV LIBER JAPON AUTRE	MARCHANDISES DIVERSES
COMMODITY TOTAL		1,743	945		2,688		TOTAL DE MARCHANDISE
CONTAINERIZED FREIGHT	U K DENMK GREEK NORW	490 73 24 1,078	85		575 73 24 1,094	R U DANMK GRECQ NORV	FRET CONTENEURESE
COMMODITY TOTAL		1,665	101		1,766		TOTAL DE MARCHANDISE
COUNTRY/REGION TOTAL		90,354*	35,964*	23,103*	149,421*		TOTAL DE PAYS/REGION
SIERRA LEONE WHEAT FLOUR	U K LIBER	60 23			60 23	R U LIBER	SIERRA LEONE FARINE DE BLE
COMMODITY TOTAL		83			83		TOTAL DE MARCHANDISE
VEGETABLES, DRIED	U K	3			3	R U	LEGUMES, SELS
VEGETABLE PREP.NES	U K		1		1	R U	PREP. DE LEGUMES NDA
SPICES	U K	1			1	R U	ÉPICES
MACHINERY NES	U K	2			2	R U	MACHINES NDA
RAILWAY ROLLING STOCK	LIBER	1			1	LIBER	MAT.ROUL.DE CH.DE FER
PERSONAL,HOUSEHOLD GOODS	U K	2	1		3	R U	ART.PERS.ET MENAGERS
GENERAL CARGO	U K	3			3	R U	MARCHANDISES DIVERSES
COUNTRY/REGION TOTAL		95*	2*	*	97*		TOTAL DE PAYS/REGION
TANZANIA WHEAT FLOUR	NORW	673			673	NORV	TANZANIE FARINE DE BLE
NEWSPRINT PAPER	NORW	283			283	NORV	PAPIER JOURNAL
PAPER NES	NORW	4			4	NORV	PAPIER NDA
TEXTILE FAB.MTL NES	NORW		15		15	NORV	OUVR.EN MAT.TEXT.NDA
ANIMAL OILS,EXC.MARINE	NORW		33		33	NORV	HUIL.ANIM.SAUF AN.MAR.
AGRICULTURAL CHEMICALS	NORW	11			11	NORV	PROD.CHIM.AGRICOLES
DYESTUFF,PIGMENT,PAINT	NORW		5		5	NORV	MAT.COLOR.PIG.PEINTURE
LUBRICATING OIL,GREASE	NORW	18			18	NORV	HUILE,GRATISSE LUBRIF.
TRACTORS	NORW	50	20		70	NORV	TRACTEURS
MACHINERY NES	NORW	11	83		94	NORV	MACHINES NDA
RAILWAY ROLLING STOCK	NORW	49			49	NORV	MAT.ROUL.DE CH.DE FER
COMMODITY TOTAL	OTHER	15			15	AUTRE	
EQUIPMENT MISC.	NORW	64			64	NORV	TOTAL DE MARCHANDISE
PERSONAL,HOUSEHOLD GOODS	NORW	29			29	NORV	MATERIEL DIVERS
COMMODITY TOTAL	NORW	2			2	NORV	ART.PERS.ET MENAGERS
MISC. END PRODUCTS NES	OTHER	5			5	AUTRE	
GENERAL CARGO	NORW	7			7	NORV	TOTAL DE MARCHANDISE
COMMODITY TOTAL	NORW	105	30		135	NORV	PRODUITS FINIS DIV.NDA
COUNTRY/REGION TOTAL		1,255*	235*	*	1,490*		MARCHANDISES DIVERSES
BR. AFRICA NES WHEAT FLOUR	U K	228			228	R U	AFRIQUE BR.NDA FARINE DE BLE
VEGETABLES, DRIED	U K	7			7	R U	LEGUMES, SECS
LUMBER AND TIMBER	GREEK NORW			1,718	1,718	GRECQ NORV	BOIS D'OEUVRE ET CHARP.
COMMODITY TOTAL				6,116	6,116		TOTAL DE MARCHANDISE
COUNTRY/REGION TOTAL		235*	*	6,116*	6,351*		TOTAL DE PAYS/REGION
ALGERIA MILK POWDER	OTHER	2,136			2,136	AUTRE	ALGERIE LAIT EN POUVRE
BARLEY	GER	22,120			22,120	ALL	ORGE
WHEAT	NORW	24,233			24,233	NORV	BLE
COMMODITY TOTAL	LIBER	32,816			32,816	LIBER	
VEGETABLES, DRIED	OTHER	225,140			225,140	AUTRE	TOTAL DE MARCHANDISE
TEXTILE FIBRES NES	OTHER	282,189			282,189	AUTRE	ÉQUIMP. SOCS
COMMODITY TOTAL	OTHER	506	1,589		2,095	AUTRE	FIBRES TEXTILES NDA
COUNTRY/REGION TOTAL		787	1,589		2,372		



TABLE 1. CARGOES LOADED AT CANADIAN PORTS FOR FOREIGN COUNTRIES.

TABLEAU 1. MARCHANDISES CHARGÉES DANS LES PORTS CANADIENS A DESTINATION DE PAYS ÉTRANGERS.

COUNTRY OF ORIGIN AND KIND OF CARGO	REGISTRY OF VESSEL	ATLANTIC ATLANTIQUE	GREAT LAKES GRANDS LACS	PACIFIC PACIFIQUE	TOTAL TOTAL	IMMATIC. DU NAVIRE	PAYS DE DESTINATION ET MARCHANDISE
<b>ALGERIA CONT.</b>							
ASBESTOS	GREEK	834			834	GRECQ	ALGERIE AMIANTE
	OTHER	22			22	AUTRE	
COMMODITY TOTAL		856			856		TOTAL DE MARCHANDISE
LUMBER AND TIMBER	NORW			4,914	4,914	NORV	BOIS D'OEUVRE ET CHARP.
	OTHER			5,680	5,680	AUTRE	
COMMODITY TOTAL				10,594	10,594		TOTAL DE MARCHANDISE
PAPERBOARD	OTHER	262			262	AUTRE	CARTON
TEXTILE FAB.MTL NES	OTHER		335		335	AUTRE	OUVR.EN MAT.TEXT.NDA
INORGANIC CHEMS. NES	OTHER	12			12	AUTRE	PROD.CHIM.INORG.NDA
ALUMINUM	OTHER	226			226	AUTRE	ALUMINIUM
METAL FAB.BASIC PROD.	OTHER	55			55	AUTRE	OUVR.DE BASE EN METAL
BRICKS,TILES NES	OTHER	56			56	AUTRE	BRIQUES,TUILES NOA
MACHINERY NES	GREEK		1		1	GRECQ	MACHINES NOA
	OTHER		2		2	AUTRE	
COMMODITY TOTAL			3		3		TOTAL DE MARCHANDISE
EQUIPMENT MISC.	GREEK	1			1	GRECQ	MATERIEL DIVERS
	OTHER	1			1	AUTRE	
COMMODITY TOTAL		2			2		TOTAL DE MARCHANDISE
PERSONAL,HSEHOLD GOODS	GREEK	1			1	GRECQ	ART.PERS.ET MENAGERS
	OTHER	2			2	AUTRE	
COMMODITY TOTAL		3			3		TOTAL DE MARCHANDISE
MISC. END PRODUCTS NES	OTHER	1			1	AUTRE	PRODUITS FINIS DIV.NDA
GENERAL CARGO	OTHER	1			1	AUTRE	MARCHANDISES DIVERSES
COUNTRY/REGION TOTAL		309,214*	1,923*	10,594*	321,731*		TOTAL DE PAYS/REGION
<b>ANGOLA</b>							
SPICES	U K	8			8	R U	ANGOLA EPICES
PAPER NES	LIBER	10			10	LIBER	PAPIER NDA
INORGANIC CHEMS. NES	U K	2			2	R U	PROD.CHIM.INDRG.NDA
PLASTIC MATERIALS	LIBER	15			15	LIBER	MATIERES PLASTIQUES
PLATE & SHEET STEEL	U K		331		331	R U	TOLES,FEUILLES DACIER
TRACTORS	U K	1			1	R U	TRACTEURS
MACHINERY NES	U K	1			1	R U	MACHINES NDA
	LIBER	1			1	LIBER	
COMMODITY TOTAL		2			2		TOTAL DE MARCHANDISE
RAILWAY ROLLING STOCK	GER	1,433			1,433	ALL	MAT.ROUL.DE CH.DE FER
EQUIPMENT MISC.	U K	2			2	R U	MATERIEL DIVERS
	LIBER	2			2	LIBER	
COMMODITY TOTAL		4			4		TOTAL DE MARCHANDISE
MISC. END PRODUCTS NES	U K	7			7	R U	PRODUITS FINIS DIV.NDA
	LIBER	11			11	LIBER	
COMMODITY TOTAL		18			18		TOTAL DE MARCHANDISE
COUNTRY/REGION TOTAL		1,493*	331*	*	1,824*		TOTAL DE PAYS/REGION
<b>CAMEROUN REP.</b>							
ASBESTOS	LIBER	6			6	LIBER	R. DU CAMEROUN AMIANTE
WOOD FAB.MATERIALS	OTHER	1			1	AUTRE	DEMI-PRODUITS EN BOIS
NEWSPRINT PAPER	U K	161			161	R U	PAPIER JOURNAL
PAPERBOARD	OTHER	149			149	AUTRE	CARTON
BARS AND RODS,STEEL	LIBER	91			91	LIBER	BARRES ET TIGES ACIER
	OTHER	74	32		106	AUTRE	
COMMODITY TOTAL		165	32		197		TOTAL DE MARCHANDISE
PLATE & SHEET STEEL	OTHER	32			32	AUTRE	TOLES,FEUILLES DACIER
WIRE	U K	32			32	R U	FIL METALLIQUE
	LIBER	33			33	LIBER	
COMMODITY TOTAL		65			65		TOTAL DE MARCHANDISE
ALUMINUM	U K	1			1	R U	ALUMINIUM
	OTHER		28		28	AUTRE	
COMMODITY TOTAL		1	28		29		TOTAL DE MARCHANDISE
METAL FAB.BASIC PROD.	OTHER	26			26	AUTRE	OUVR.DE BASE EN METAL
CEMENT	OTHER	731			731	AUTRE	CIMENT
TRACTORS	OTHER	38			38	AUTRE	TRACTEURS
MACHINERY NES	U K	87			87	R U	MACHINES NDA
	LIBER	30			30	LIBER	
	OTHER	583			583	AUTRE	
COMMODITY TOTAL		700			700		TOTAL DE MARCHANDISE
PASS.AUTOS AND CHASSIS	U K	1			1	R U	VOITURES PART.,CHASSIS
EQUIPMENT MISC.	OTHER	2			2	AUTRE	MATERIEL DIVERS
PERSONAL,HSEHOLD GOODS	U K	15			15	R U	ART.PERS.ET MENAGERS
	LIBER	7			7	LIBER	
	OTHER	29	4		33	AUTRE	
COMMODITY TOTAL		51	4		55		TOTAL DE MARCHANDISE
MISC. END PRODUCTS NES	OTHER	5			5	AUTRE	PRODUITS FINIS DIV.NDA
GENERAL CARGO	LIBER	14			14	LIBER	MARCHANDISES DIVERSES
COUNTRY/REGION TOTAL		2,148*	64*	*	2,212*		TOTAL DE PAYS/REGION
<b>CONGO-KINSHASA</b>							
WHEAT FLOUR	LIBER	134			134	LIBER	CONGO-KINSHASA FARINE DE BLE
TOBACCO NES	U K		14		14	R U	TABACS NDA
PAPER NES	U K	7			7	R U	PAPIER NDA

TABLE 1. CARGOES LOADED AT CANADIAN PORTS FOR FOREIGN COUNTRIES.

TABLEAU 1. MARCHANDISES CHARGÉES DANS LES PORTS CANADIENS A DESTINATION DE PAYS ÉTRANGERS.

COUNTRY OF DESTINATION AND KIND OF CARGO	REGISTRY OF VESSEL	ATLANTIC ATLANTIQUE	GREAT LAKES GRANDS LACS	PACIFIC PACIFIQUE	TOTAL TOTAL	IMMATIC. DU NAVIRE	PAYS DE DESTINATION ET MARCHANDISE
<b>CONGO-KINSHASA CONT.</b>							
	LIBER	705			705	LIBER	CONGO-KINSHASA SUITE
COMMODITY TOTAL		712			712		TOTAL DE MARCHANDISE
INORGANIC CHEMS. NES	U K	1			1	R U	PROD. CHIM. INORG. NDA
MACHINERY NES	U K	37			37	R U	MACHINES NDA
	LIBER	1			1	LIBER	
COMMODITY TOTAL		38			38		TOTAL DE MARCHANDISE
EQUIPMENT MISC.	U K	4			4	R U	MATERIEL DIVERS
PERSONAL, HSEHOLD GODDS	U K		1		1	R U	ART. PERS. ET MENAGERS
	LIBER	1			1	LIBER	
COMMODITY TOTAL		1	1		2		TOTAL DE MARCHANDISE
MISC. END PRODUCTS NES	LIBER	2			2	LIBER	PRODUITS FINIS DIV. NDA
COUNTRY/REGION TOTAL		892*	15*	*	907*		TOTAL DE PAYS/REGION
<b>DAHOMY</b>							
FISH, CANNED	LIBER	52			52	LIBER	POISSON EN BOITES
WHEAT	U K	1,259			1,259	R U	BLE
WHEAT FLOUR	U K	128			128	R U	FARINE DE BLE
	OTHER	1,083	309		1,392	AUTRE	
COMMODITY TOTAL		1,211	309		1,520		TOTAL DE MARCHANDISE
TEXTILE FIBRES NES	U K		4		4	R U	FIBRES TEXTILES NDA
PIPES, TUBES: IRON, STEEL	OTHER		10		10	AUTRE	TUYAUX, TUBES: FER, ACIER
ALUMINUM	U K	2			2	R U	ALUMINIUM
METAL FAB. BASIC PROD.	U K	44			44	R U	DUVR. DE BASE EN METAL
	OTHER		3		3	AUTRE	
COMMODITY TOTAL		44	3		47		TOTAL DE MARCHANDISE
TRACTORS	U K	12			12	R U	TRACTEURS
	OTHER	16			16	AUTRE	
COMMODITY TOTAL		28			28		TOTAL DE MARCHANDISE
MACHINERY NES	U K	2			2	R U	MACHINES NDA
	OTHER	116			116	AUTRE	
COMMODITY TOTAL		118			118		TOTAL DE MARCHANDISE
MOTOR VEHICLE ENGINES	U K	5			5	R U	MOTEURS DE VEH. AUTOM.
	LIBER	9			9	LIBER	
	OTHER		5		5	AUTRE	
COMMODITY TOTAL		14	5		19		TOTAL DE MARCHANDISE
SHIPS, AIRCRAFT, MIS. VEH	U K	4			4	R U	NAVIRES, AVIONS, VEH. DIV.
RUBBER TIRES AND TUBES	U K	4			4	R U	PNEUS, CHAMBRES A AIR
EQUIPMENT MISC.	OTHER	18			18	AUTRE	MATERIEL DIVERS
PERSONAL, HSEHOLD GODDS	U K	20			20	R U	ART. PERS. ET MENAGERS
	LIBER	2			2	LIBER	
	OTHER	15			15	AUTRE	
COMMODITY TOTAL		37			37		TOTAL DE MARCHANDISE
CONTAINERS, CLOSURES	OTHER	30			30	AUTRE	CONTENEURS, FERMETURES
MISC. END PRODUCTS NES	OTHER	43			43	AUTRE	PRODUITS FINIS DIV. NDA
COUNTRY/REGION TOTAL		2,864*	331*	*	3,195*		TOTAL DE PAYS/REGION
<b>FR. AFRICA NES</b>							
FISH, CANNED	LIBER	24			24	LIBER	AFRIQUE FR. NDA
VEGETABLES, DRIED	GREEK	6			6	GREEK	POISSON EN BOITES
MACHINERY NES	U K		1		1	R U	LEGUMES, SECS
	GREEK		6		6	GREEK	MACHINES NDA
COMMODITY TOTAL			7		7		TOTAL DE MARCHANDISE
PERSONAL, HSEHOLD GODDS	GREEK	1			1	GREEK	ART. PERS. ET MENAGERS
COUNTRY/REGION TOTAL		31*	7*	*	38*		TOTAL DE PAYS/REGION
<b>GABON REPUBLIC</b>							
WHEAT FLOUR	OTHER	3			3	AUTRE	REP. DU GABON
ASBESTOS	GREEK	51			51	GREEK	FARINE DE BLE
TRACTORS	U K		21		21	R U	AMIANTE
MACHINERY NES	U. K	56	70		126	R U	TRACTEURS
	GREEK		7		7	GREEK	MACHINES NDA
COMMODITY TOTAL		56	77		133		TOTAL DE MARCHANDISE
PERSONAL, HSEHOLD GODDS	U K	4			4	R U	ART. PERS. ET MENAGERS
COUNTRY/REGION TOTAL		114*	98*	*	212*		TOTAL DE PAYS/REGION
<b>GUINEA</b>							
WHEAT FLOUR	U K	676			676	R U	GUINEE
COUNTRY/REGION TOTAL		676*	*	*	676*		FARINE DE BLE
<b>IVORY COAST</b>							
FISH AND MEAT PREP. NES	OTHER	39			39	AUTRE	COTE-D'IVOIRE
FISH, CANNED	OTHER	87			87	AUTRE	VIANDES ET PREP. NDA
WHEAT	LIBER	3,745			3,745	LIBER	POISSON EN BOITES
	OTHER	209			209	AUTRE	BLE
COMMODITY TOTAL		3,954			3,954		TOTAL DE MARCHANDISE
WHEAT FLOUR	U K	79			79		FARINE DE BLE

TABLE 1. CARGOES LOADED AT CANADIAN PORTS FOR FOREIGN COUNTRIES.

TABLEAU 1. MARCHANDISES CHARGÉES DANS LES PORTS CANADIENS A DESTINATION DE PAYS ÉTRANGERS.

COUNTRY OF DESTINATION AND KIND OF CARGO	REGISTRY OF VESSEL	ATLANTIC ATLANTIQUE	GREAT LAKES GRANDS LACS	PACIFIC PACIFIQUE	TOTAL TOTAL	IMMATIC. DU NAVIRE	PAYS DE DESTINATION ET MARCHANDISE
<b>IVORY COAST CONT.</b>							<b>COTE-D'IVOIRE SUITE</b>
OTHER		126	270		396	AUTRE	
COMMODITY TOTAL		196	270		466		TOTAL DE MARCHANDISE
VEGETABLES, DRIED	U K	143			143	R U	LEGUMES, SECS
MISC. FOOD PREP. NES	OTHER	97			97	AUTRE	DIV. PREP. ALIM. NDA
COTTON, TEXTILE WASTE	OTHER	22			22	AUTRE	DECHETS DE COTON, TEXT.
WOOD FAB. MATERIALS	OTHER	2			2	AUTRE	DEMI-PRODUITS EN BOIS
NEWSPRINT PAPER	U K	28			28	R U	PAPIER JOURNAL
	OTHER		33		33	AUTRE	
COMMODITY TOTAL		28	33		61		TOTAL DE MARCHANDISE
PAPER NES	U K	3			3	R U	PAPIER NDA
	OTHER	45			45	AUTRE	
COMMODITY TOTAL		48			48		TOTAL DE MARCHANDISE
PAPERBOARD	OTHER	10			10	AUTRE	CARTON
BLDG. PAPER AND BOARD	OTHER	44			44	AUTRE	PLAQ. CONSTR., PAP/CART.
TEXTILE FAB. MTL NES	OTHER		85		85	AUTRE	OUVR. EN MAT. TEXT. NDA
FERTILIZERS NES	OTHER	2,854			2,854	AUTRE	ENGRAIS CHIMIQUE NDA
LUBRICATING OIL, GREASE	OTHER	35			35	AUTRE	HUILE, GRAISSE LUBRIF.
STRUCTURAL SHAPES	OTHER	707	428		1,135	AUTRE	PROFILES DE CONSTRUCT.
ALUMINUM	OTHER	174			174	AUTRE	ALUMINIUM
METAL FAB. BASIC PROD.	LIBER	5			5	LIBER	OUVR. DE BASE EN METAL
	OTHER	23			23	AUTRE	
COMMODITY TOTAL		28			28		TOTAL DE MARCHANDISE
MISC. FABRICATED PROD.	OTHER	41			41	AUTRE	OUVRAGES DIVERS
MACHINERY NES	U K	114	35		149	R U	MACHINES NDA
	LIBER	22			22	LIBER	
	OTHER	716	5		721	AUTRE	
COMMODITY TOTAL		852	40		892		TOTAL DE MARCHANDISE
EQUIPMENT MISC.	U K	6			6	R U	MATERIEL DIVERS
	LIBER	99			99	LIBER	
	OTHER	1,846	2		1,848	AUTRE	
COMMODITY TOTAL		1,951	2		1,953		TOTAL DE MARCHANDISE
PERSONAL, HOUSEHOLD GOODS	U K	6			6	R U	ART. PERS. ET MENAGERS
	OTHER	34	2		36	AUTRE	
COMMODITY TOTAL		40	2		42		TOTAL DE MARCHANDISE
CONTAINERS, CLOSURES	OTHER	54			54	AUTRE	CONTENEURS, FERMETURES
MISC. END PRODUCTS NES	U K	7			7	R U	PRODUITS FINIS DIV. NDA
	OTHER	155			155	AUTRE	
COMMODITY TOTAL		162			162		TOTAL DE MARCHANDISE
CONTAINERIZED FREIGHT	OTHER	41			41	AUTRE	FRET CONTENEURESE
COUNTRY/REGION TOTAL		11,609*	860*	*	12,469*		TOTAL DE PAYS/REGION
<b>LIBERIA</b>							<b>LIBERIA</b>
MEAT AND MEAT PREP. NES	OTHER	3			3	AUTRE	VIANDES ET PREP. NDA
MILK POWDER	LIBER	2			2	LIBER	LAIT EN POUURE
DAIRY PROD. EGGS, HONEY	U K	2			2	R U	PROD. LAIT, OEUFS, MIEL
	OTHER	3	3		6	AUTRE	
COMMODITY TOTAL		5	3		8		TOTAL DE MARCHANDISE
WHEAT FLOUR	U K	418			418	R U	FARINE DE BLE
	LIBER	4			4	LIBER	
	OTHER	3,013	2,156		5,169	AUTRE	
COMMODITY TOTAL		3,435	2,156		5,591		TOTAL DE MARCHANDISE
VEGETABLES, DRIED	U K	12			12	R U	LEGUMES, SECS
MISC. FOOD PREP. NES	U K	4			4	R U	DIV. PREP. ALIM. NDA
	OTHER	12	41		53	AUTRE	
COMMODITY TOTAL		16	41		57		TOTAL DE MARCHANDISE
SALT	U K	5			5	R U	SEL
COTTON, TEXTILE WASTE	OTHER	26			26	AUTRE	DECHETS DE COTON, TEXT.
BLDG. PAPER AND BOARD	OTHER	12			12	AUTRE	PLAQ. CONSTR., PAP/CART.
EXPLOS., FUSES, CAPS	U K	493			493	R U	EXPLOS., AMORCES, DET.
PLASTIC MATERIALS	OTHER	11			11	AUTRE	MATIERES PLASTIQUES
CHEM. SPECIALTIES NES	U K	7			7	R U	PROD. CHIM. SPECIAUX NDA
COAL TAR, PITCH	LIBER	2			2	LIBER	GOUDRON, BRAI DE BOUIL.
STRUCTURAL SHAPES	U K	4			4	R U	PROFILES DE CONSTRUCT.
TRACTORS	U K		6		6	R U	TRACTEURS
MACHINERY NES	U K	45	15		60	R U	MACHINES NDA
	LIBER	8			8	LIBER	
	OTHER	29	10		39	AUTRE	
COMMODITY TOTAL		82	25		107		TOTAL DE MARCHANDISE
TRUCKS AND CHASSIS	U K	11			11	R U	CAMIONS ET CHASSIS
MOTOR VEHICLE ENGINES	U K	1			1	R U	MOTEURS DE VEH. AUTOM.
	OTHER	2			2	AUTRE	
COMMODITY TOTAL		3			3		TOTAL DE MARCHANDISE
EQUIPMENT MISC.	U K	12			12	R U	MATERIEL DIVERS
	OTHER	7			7	AUTRE	
COMMODITY TOTAL		19			19		TOTAL DE MARCHANDISE
PERSONAL, HOUSEHOLD GOODS	U K	1			1	R U	ART. PERS. ET MENAGERS
	OTHER		2		2	AUTRE	
COMMODITY TOTAL		1	2		3		TOTAL DE MARCHANDISE
FIREARMS, AMMUNITION	OTHER	11			11	AUTRE	ARMES A FEU, MUNITIONS
CONTAINERS, CLOSURES	U K	5			5	R U	CONTENEURS, FERMETURES
	LIBER	2			2	LIBER	
	OTHER	5			5	AUTRE	
COMMODITY TOTAL		12			12		TOTAL DE MARCHANDISE
MISC. END PRODUCTS NES	U K		2		2	R U	PRODUITS FINIS DIV. NDA

TABLE 1. CARGOES LOADED AT CANADIAN PORTS FOR FOREIGN COUNTRIES.

TABLEAU 1. MARCHANDISES CHARGÉES DANS LES PORTS CANADIENS A DESTINATION DE PAYS ÉTRANGERS.

COUNTRY OF DESTINATION AND KIND OF CARGO	REGISTRY OF VESSEL	ATLANTIC ATLANTIQUE	GREAT LAKES GRANDS LACS	PACIFIC PACIFIQUE	TOTAL TOTAL	IMMATIC. DU NAVIRE	PAYS DE DESTINATION ET MARCHANDISE
<b>LIBERIA</b> GENERAL CARGO	U K	3			3	R U	<b>LIBERIA</b> MARCHANDISES DIVERSES
COUNTRY/REGION TOTAL		4,175*	2,235*	*	6,410*		TOTAL DE PAYS/REGION
<b>MALAGASY REP.</b> PULP	U K	698			698	R U	<b>REP. MALGACHE</b> PATE
COUNTRY/REGION TOTAL		698*	*	*	698*		TOTAL DE PAYS/REGION
<b>MOROCCO</b> MILK POWDER	OTHER	272			272	AUTRE	<b>MAROC</b> LAIT EN POUORE
WHEAT	GREEK	7,029	12,327		19,356	GRECQ	BLE
	LIBER		10,708		10,708	LIBER	
COMMODITY TOTAL		7,029	23,035		30,064		TOTAL DE MARCHANDISE
DIST. ALCOHOLIC BEV.	GER	3			3	ALL	BOISS. ALCOOL. DIST.
RAPESEED	GREEK		11,337		11,337	GRECQ	GRAINE DE COLZA
	PANAM		5,420		5,420	PANAM	
COMMODITY TOTAL			16,757		16,757		TOTAL DE MARCHANDISE
ASBESTOS	DENMK	1,113			1,113	DANMK	AMIANTE
	GER	89			89	ALL	
	ITALY	4			4	ITAL	
	OTHER	22			22	AUTRE	
COMMODITY TOTAL		1,228			1,228		TOTAL DE MARCHANDISE
PAPER NES	GREEK	364			364	GRECQ	PAPIER NOA
PAPERBOARD	DENMK	443			443	DANMK	CARTON
TEXTILE FAB. MTL NES	GER	45			45	ALL	OUVR. EN MAT. TEXT. NDA
	GREEK	116			116	GRECQ	
	ITALY		43		43	ITAL	
	NORW	24			24	NORV	
COMMODITY TOTAL		185	43		228		TOTAL DE MARCHANDISE
INORGANIC CHEMS. NES	GREEK		1		1	GRECQ	PROD. CHIM. INORG. NDA
	OTHER	12			12	AUTRE	
COMMODITY TOTAL		12	1		13		TOTAL DE MARCHANDISE
FERTILIZERS NES	GREEK	12			12	GRECQ	ENGRAIS CHIMIQUE NDA
LUBRICATING OIL, GREASE	GREEK	2			2	GRECQ	HUILE, GRAISSE LUBRIF.
BARRES AND RODS, STEEL	GREEK		1		1	GRECQ	BARRES ET TIGES ACIER
PLATE & SHEET STEEL	GREEK	2			2	GRECQ	TOLES, FEUILLES D'ACIER
BRICKS, TILES NES	GREEK	234			234	GRECQ	BRICKES, TUILES NDA
MACHINERY NES	GER	2	1		3	ALL	MACHINES NDA
	GREEK	2			2	GRECQ	
	ITALY	4			4	ITAL	
COMMODITY TOTAL		8	1		9		TOTAL DE MARCHANDISE
PASS. AUTOS AND CHASSIS	PANAM	6			6	PANAM	VOITURES PART., CHASSIS
MOTOR VEHICLE ENGINES	GREEK		2		2	GRECQ	MOTEURS DE VEH. AUTOM.
EQUIPMENT MISC.	GER	615	2		617	ALL	MATERIEL DIVERS
PERSONAL, HOUSEHOLD GOODS	GREEK	7			7	GRECQ	ART. PERS. ET MENAGERS
	NORW		1		1	NORV	
	OTHER	1			1	AUTRE	
COMMODITY TOTAL		8	1		9		TOTAL DE MARCHANDISE
GENERAL CARGO	GREEK	2			2	GRECQ	MARCHANDISES DIVERSES
COUNTRY/REGION TOTAL		10,425*	39,843*	*	50,268*		TOTAL DE PAYS/REGION
<b>MOZAMBIQUE</b> FISH, CANNED	NETH			3	3	P. BAS	<b>MOZAMBIQUE</b> POISSON EN BOITES
MILK POWDER	DENMK	1			1	DANMK	LAIT EN POUORE
WHEAT FLOUR	U K	4			4	R U	FARINE DE BLE
	GER	59			59	ALL	
	NDRW	408	35		443	NORV	
COMMODITY TOTAL		471	35		506		TOTAL DE MARCHANDISE
VEGETABLES, FRESH	NORW	16			16	NORV	LEGUMES, FRAIS
MISC. FOOD PREP. NES	NETH			11	11	P. BAS	DIV. PREP. ALIM. NDA
TEXTILE FIBRES NES	U K	35			35	R U	FIBRES TEXTILES NDA
ZINC ORE AND CONC.	GREEK			8,250	8,250	GRECQ	MINERAL, CONC. DE ZINC
COTTON, TEXTILE WASTE	NORW		6		6	NORV	DECHETS DE COTON, TEXT.
WASTE AND SCRAP NES	NORW	5			5	NORV	DECHETS ET REBUTS NDA
LUMBER AND TIMBER	U K	1			1	R U	BOIS D'OEUVRE ET CHARP.
	GREEK			21,562	21,562	GRECQ	
	NETH			10,154	10,154	P. BAS	
	NORW			7,647	7,647	NORV	
COMMODITY TOTAL		1		39,363	39,364		TOTAL DE MARCHANDISE
VENEER, PLYWOOD	GREEK			97	97	GRECQ	PLACAGES, CONTRE-PLAQ.
	NORW			163	163	NORV	
COMMODITY TOTAL				260	260		TOTAL DE MARCHANDISE
PULP	U K	1,617			1,617	R U	PATE
	GER	442			442	ALL	
	NETH			21	21	P. BAS	
	NORW	716			716	NORV	
	OTHER	50			50	AUTRE	
COMMODITY TOTAL		2,825		21	2,846		TOTAL DE MARCHANDISE
NEWSPRINT PAPER	U K	77			77	R U	PAPIER JOURNAL
	NETH	274			274	P. BAS	
	NORW	285	54		339	NORV	

TABLE 1. CARGOES LOADED AT CANADIAN PORTS FOR FOREIGN COUNTRIES.

TABLEAU 1. MARCHANDISES CHARGÉES DANS LES PORTS CANADIENS A DESTINATION DE PAYS ÉTRANGERS.

COUNTRY OF DESTINATION AND KIND OF CARGO	REGISTRY OF VESSEL	ATLANTIC ATLANTIQUE	GREAT LAKES GRANDS LACS	PACIFIC PACIFIQUE	TOTAL TOTAL	IMMATIC. DU NAVIRE	PAYS DE DESTINATION ET MARCHANDISE
<b>MOZAMBIQUE</b>							<b>MOZAMBIQUE</b>
COMMODITY TOTAL		636	54		690		TOTAL DE MARCHANDISE
PAPER NES	U K	16	11		27	R U	PAPIER NDA
	GREEK	38			38	GRECQ	
	NETH			165	165	P.BAS	
	NORW	34	84		118	NORV	
COMMODITY TOTAL		88	95	165	348		TOTAL DE MARCHANDISE
WET MACHINE BOARD	NORW		2		2	NORV	CARTON EN PATE PRESSE
TEXTILE FAB.MTL NES	GREEK	1			1	GRECQ	OUVR.EN MAT.TEXT.NDA
ORGANIC CHEMICALS NES	U K	52			52	R U	PRD.CHIM.ORGAN.NDA
FERTILIZERS NES	U K	2			2	R U	ENGRAIS CHIMIQUE NDA
AGRICULTURAL CHEMICALS	U K	88			88	R U	PRD.CHIM.AGRICOLES
PLASTIC MATERIALS	NORW	106			106	NORV	MATIERES PLASTIQUES
METAL FAB.BASIC PROD.	U K	3			3	R U	OUVR.OE BASE EN METAL
	DENMK	2			2	DANMK	
	NORW	15	10		25	NORV	
COMMODITY TOTAL		20	10		30		TOTAL DE MARCHANDISE
TRACTORS	U K	25			25	R U	TRACTEURS
	DENMK	139			139	DANMK	
	GER	612			612	ALL	
	NORW	337	19		356	NORV	
	LIBER	31			31	LIBER	
COMMODITY TOTAL		1,144	19		1,163		TOTAL DE MARCHANDISE
MACHINERY NES	U K		33		33	R U	MACHINES NDA
	DENMK	27			27	DANMK	
	NETH			3	3	P.BAS	
	NORW	19			42	NORV	
COMMODITY TOTAL		46	56	3	105		TOTAL DE MARCHANDISE
TRUCKS AND CHASSIS	DENMK	41			41	DANMK	CAMIONS ET CHASSIS
MOTOR VEHICLE ENGINES	NETH			2	2	P.BAS	MOTEURS DE VEH.AUTOM.
SHIPS,AIRCRAFT,MIS.VEH	NORW	16			16	NORV	NAVIRES,AVIONS,VEH.DIV
EQUIPMENT MISC.	NORW	53			53	NORV	MATERIEL DIVERS
PERSONAL,HSEHOLD GOODS	U K	23			23	R U	ART.PERS.ET MENAGERS
	GREEK	33			33	GRECQ	
	LIBER	11			11	LIBER	
COMMODITY TOTAL		67			67		TOTAL DE MARCHANDISE
CONTAINERS,CLOSURES	NORW	108			108	NORV	CONTENEURS,FERMETURES
MISC. END PRODUCTS NES	U K	1			1	R U	PRODUITS FINIS DIV.NDA
	DENMK	1			1	DANMK	
	GREEK	1			1	GRECQ	
	NORW	1			1	NORV	
COMMODITY TOTAL		4			4		TOTAL DE MARCHANDISE
GENERAL CARGO	U K	3	1		4	R U	MARCHANDISES DIVERSES
	GREEK	8	2		10	GRECQ	
	NORW	105	70		175	NORV	
	JAPAN		6		6	JAPON	
COMMODITY TOTAL		116	79		195		TOTAL DE MARCHANDISE
COUNTRY/REGION TOTAL		5,942*	356*	48,078*	54,376*		TOTAL DE PAYS/REGION
<b>PORT. AF. NES</b>							<b>AF. PORT. NDA</b>
WHEAT FLOUR	U K	1,261			1,261	R U	FARINE DE BLE
	GREEK	371			371	GRECQ	
COMMODITY TOTAL		1,632			1,632		TOTAL DE MARCHANDISE
COUNTRY/REGION TOTAL		1,632*	*	*	1,632*		TOTAL DE PAYS/REGION
<b>SENEGAL</b>							<b>SENEGAL</b>
WHEAT FLOUR	LIBER	509			509	LIBER	FARINE DE BLE
	OTHER	3,469	150		3,619	AUTRE	
COMMODITY TOTAL		3,978	150		4,128		TOTAL DE MARCHANDISE
VEGETABLES, DRIED	U K	7			7	R U	LEGUMES, SECS
	OTHER		127		127	AUTRE	
COMMODITY TOTAL		7	127		134		TOTAL DE MARCHANDISE
WOOD FAB.MATERIALS	OTHER	4			4	AUTRE	DEMI-PRODUITS EN BOIS
BLDG.PAPER AND BOARD	U K	902			902	R U	PLAQ.CONSTR.,PAP/CART.
	OTHER	5			5	AUTRE	
COMMODITY TOTAL		907			907		TOTAL DE MARCHANDISE
EXPLOS., FUSES, CAPS	U K	579			579	R U	EXPLOS.,AMORCES, DET.
CASTINGS,FORGINGS	U K	23			23	R U	MOUL.PIECES FORGEES
MACHINERY NES	U K	5			5	R U	MACHINES NDA
	GREEK	5			5	GRECQ	
	LIBER	1			1	LIBER	
	OTHER	40			40	AUTRE	
COMMODITY TOTAL		51			51		TOTAL DE MARCHANDISE
MOTOR VEHICLE ENGINES	U K	14			14	R U	MOTEURS DE VEH.AUTOM.
SHIPS,AIRCRAFT,MIS.VEH	U K	2			2	R U	NAVIRES,AVIONS,VEH.DIV
EQUIPMENT MISC.	U K	30	6		36	R U	MATERIEL DIVERS
	LIBER	37			37	LIBER	
	OTHER	56			56	AUTRE	
COMMODITY TOTAL		123	6		129		TOTAL DE MARCHANDISE
PERSONAL,HSEHOLD GOODS	U K	6			6	R U	ART.PERS.ET MENAGERS
	LIBER	4			4	LIBER	
	OTHER	15	8		23	AUTRE	
COMMODITY TOTAL		25	8		33		TOTAL DE MARCHANDISE

TABLE 1. CARGOES LOADED AT CANADIAN PORTS FOR FOREIGN COUNTRIES

TABLEAU 1. MARCHANDISES CHARGÉES DANS LES PORTS CANADIENS A DESTINATION DE PAYS ÉTRANGERS.

COUNTRY OF DESTINATION AND KIND OF CARGO	REGISTRY OF VESSEL	ATLANTIC ATLANTIQUE	GREAT LAKES GRANDS LACS	PACIFIC PACIFIQUE	TOTAL TOTAL	IMMATIC. DU NAVIRE	PAYS DE DESTINATION ET MARCHANDISE
<b>SENEGAL CONT.</b>							
MISC. END PRODUCTS NES	U K	1			1	R U	SENEGAL SUITE
	LIBER	20			20	LIBER	PRODUITS FINIS DIV.NDA
	OTHER	2			2	AUTRE	
COMMODITY TOTAL		23			23		TOTAL DE MARCHANDISE
GENERAL CARGO	U K	177			177	R U	MARCHANDISES DIVERSES
COUNTRY/REGION TOTAL		5,913*	291*	*	6,204*		TOTAL DE PAYS/REGION
<b>SPANISH AFRICA</b>							
PAPERBOARD	DENMK	1,545			1,545	DANMK	AFRIQUE ESPAG. CARTON
COUNTRY/REGION TOTAL		1,545*	*	*	1,545*		TOTAL DE PAYS/REGION
<b>TOGO</b>							
FISH,CANNED	OTHER	28			28	AUTRE	TOGO
WHEAT FLOUR	U K	129			129	R U	POISSON EN BOITES
	OTHER	657	3,436		4,093	AUTRE	FARINE DE BLE
COMMODITY TOTAL		786	3,436		4,222		TOTAL DE MARCHANDISE
VEGETABLES, DRIED	U K	7			7	R U	LEGUMES, SECS
SPICES	U K	1			1	R U	ÉPICES
MISC.FOOD PREP.NES	OTHER	2			2	AUTRE	DIV.PREP.ALIM.NDA
TEXTILE FIBRES NES	U K		25		25	R U	FIBRES TEXTILES NDA
	GREEK		25		25	GRECQ	
COMMODITY TOTAL			50		50		TOTAL DE MARCHANDISE
COTTON,TEXTILE WASTE	U K		13		13	R U	DECHETS DE COTON,TEXT.
	OTHER		23		23	AUTRE	
COMMODITY TOTAL			36		36		TOTAL DE MARCHANDISE
STRUCTURAL SHAPES	U K	1			1	R U	PROFILES DE CONSTRUCT.
PIPES,TUBES:IRON,STEEL	OTHER		11		11	AUTRE	TUYAUX,TUBES:FER,ACIER
ALUMINIUM	U K	8			8	R U	ALUMINIUM
COPPER AND ALLOYS	OTHER		3		3	AUTRE	CUIVRE ET ALLIAGES
METAL FAB.BASIC PROD.	U K	41			41	R U	OUVR.DE BASE EN METAL
	OTHER		95		95	AUTRE	
COMMODITY TOTAL		41	95		136		TOTAL DE MARCHANDISE
MACHINERY NES	OTHER	8			8	AUTRE	MACHINES NDA
MOTOR VEHICLE ENGINES	OTHER	3			3	AUTRE	MOTEURS DE VEH.AUTOM.
RUBBER TIRES AND TUBES	U K	3			3	R U	PNEUS, CHAMBRES A AIR
EQUIPMENT MISC.	U K	49			49	R U	MATERIEL DIVERS
	OTHER	10			10	AUTRE	
COMMODITY TOTAL		59			59		TOTAL DE MARCHANDISE
PERSONAL,HSEHOLD GOODS	U K	2			2	R U	ART.PERS.ET MENAGERES
	LIBER	1			1	LIBER	
	OTHER	4	22		26	AUTRE	
COMMODITY TOTAL		7	22		29		TOTAL DE MARCHANDISE
COUNTRY/REGION TOTAL		954*	3,653*	*	4,607*		TOTAL DE PAYS/REGION
<b>TUNISIA</b>							
WHEAT	LIBER	48,040			48,040	LIBER	TUNISIE
	OTHER	35,887			35,887	AUTRE	BLE
COMMODITY TOTAL		83,927			83,927		TOTAL DE MARCHANDISE
BOLTS,ROUND TIMBER	GER	587			587	ALL	BILLOTS,BOIS RONDS
	OTHER	4,000			4,000	AUTRE	
COMMODITY TOTAL		4,587			4,587		TOTAL DE MARCHANDISE
PULPWOOD	GER	3,340			3,340	ALL	BOIS A PATE
ASBESTOS	OTHER	997			997	AUTRE	AMIANTE
SULPHUR IN DRES	U K			11,851	11,851	R U	SOUFRE EN MINERAI
LUMBER AND TIMBER	GER	1,100			1,100	ALL	BOIS DOEUVRE ET CHARP.
	SWEDN	5,944			5,944	SUEDE	
COMMODITY TOTAL		7,044			7,044		TOTAL DE MARCHANDISE
NEWSPRINT PAPER	GER	500			500	ALL	PAPIER JOURNAL
METAL FAB.BASIC PROD.	GER	1			1	ALL	OUVR.DE BASE EN METAL
SHIPS,AIRCRAFT,MIS.VEH	GREEK		1		1	GRECQ	NAVIRES,AVIONS,VEH.OIV
EQUIPMENT MISC.	GER		2		2	ALL	MATERIEL DIVERS
	GREEK		2		2	GRECQ	
COMMODITY TOTAL			4		4		TOTAL DE MARCHANDISE
PERSONAL,HSEHOLD GOODS	GER	3			3	ALL	ART.PERS.ET MENAGERES
GENERAL CARGO	GREEK	6	1		7	GRECQ	MARCHANDISES DIVERSES
COUNTRY/REGION TOTAL		100,405*	6*	11,851*	112,262*		TOTAL DE PAYS/REGION
<b>CEYLON</b>							
WHEAT FLOUR	LIBER			18,592	18,592	LIBER	CEYLON
ASBESTOS	U K	2,083			2,083	R U	FARINE DE BLE
	NETH			333	333	P.BAS	AMIANTE
COMMODITY TOTAL		2,083		333	2,416		TOTAL DE MARCHANDISE
RUBBER FAB.MATERIALS	U K	84			84	R U	DEMI-PROD.CADUTCHOUC
PULP	U K	10			10	R U	PATE
	NETH			3,207	3,207	P.BAS	
	NORW			581	581	NORV	
COMMODITY TOTAL		10		3,788	3,798		TOTAL DE MARCHANDISE
NEWSPRINT PAPER	U K	6,469			6,469	R U	PAPIER JOURNAL

TABLE 1. CARGES LOADED AT CANADIAN PORTS FOR FOREIGN COUNTRIES.

TABLEAU 1. MARCHANDISES CHARGÉES DANS LES PORTS CANADIENS À DESTINATION DE PAYS ÉTRANGERS.

COUNTRY OF DESTINATION AND KIND OF CARGO	REGISTRY OF VESSEL	ATLANTIC ATLANTIQUE	GREAT LAKES GRANDS LACS	PACIFIC PACIFIQUE	TOTAL TOTAL	IMMATIC. DU NAVIRE	PAYS DE DESTINATION ET MARCHANDISE
<b>CEYLON</b>	<b>CONT.</b>						<b>CEYLAN</b> <b>SUITE</b>
	GER			1,532	1,532	ALL	
	OTHER	6,982			6,982	AUTRE	
<b>COMMODITY TOTAL</b>		<b>13,451</b>		<b>1,532</b>	<b>14,983</b>		<b>TOTAL DE MARCHANDISE</b>
TEXTILE FAB.MTL NES	U K	180			180	R U	OUVR. EN MAT. TEXT. NDA
INORGANIC CHEMS. NES	U K	9			9	R U	PROD. CHIM. INORG. NDA
DYESTUFF, PIGMENT, PAINT	U K	1			1	R U	MAT. COLDR. PIG. PEINTURE
BAR AND RODS, STEEL	NORW			5	5	NORV	BARRES ET TIGES ACIER
PLATE & SHEET STEEL	NORW			36	36	NORV	TOLES, FEUILLES D'ACIER
STRUCTURAL SHAPES	U K	135			135	R U	PROFILES DE CONSTRUCT.
ALUMINIUM	U K	68			68	R U	ALUMINIUM
COPPER AND ALLOYS	U K	10			10	R U	CUIVRE ET ALLIAGES
METAL FAB. BASIC PROD.	NETH			12	12	P. BAS	OUVR. DE BASE EN METAL
	OTHER	1			1	AUTRE	
<b>COMMODITY TOTAL</b>		<b>1</b>		<b>12</b>	<b>13</b>		<b>TOTAL DE MARCHANDISE</b>
TRACTORS	U K	2			2	R U	TRACTEURS
	NETH			104	104	P. BAS	
<b>COMMODITY TOTAL</b>		<b>2</b>		<b>104</b>	<b>106</b>		<b>TOTAL DE MARCHANDISE</b>
MACHINERY NES	U K	95	12		107	R U	MACHINES NDA
	NORW			3	3	NORV	
<b>COMMODITY TOTAL</b>		<b>95</b>	<b>12</b>	<b>3</b>	<b>110</b>		<b>TOTAL DE MARCHANDISE</b>
PASS. AUTOS AND CHASSIS	U K	10		3	10	R U	VOITURES PART., CHASSIS
	NORW			8	8	NORV	
<b>COMMODITY TOTAL</b>		<b>10</b>		<b>8</b>	<b>18</b>		<b>TOTAL DE MARCHANDISE</b>
BUSES AND CHASSIS	NETH			10	10	P. BAS	AUTOBUS ET CHASSIS
TRUCKS AND CHASSIS	NETH			97	97	P. BAS	CAMIONS ET CHASSIS
MOTOR VEHICLE ENGINES	U K	6			6	R U	MOTEURS DE VEH. AUTOM.
EQUIPMENT MISC.	U K	17			17	R U	MATERIEL DIVERS
	NETH			3	3	P. BAS	
	OTHER	71			71	AUTRE	
<b>COMMODITY TOTAL</b>		<b>88</b>		<b>3</b>	<b>91</b>		<b>TOTAL DE MARCHANDISE</b>
PERSONAL, HOUSEHOLD GOODS	U K	4			4	R U	ART. PERS. ET MENAGERS
	NETH			4	4	P. BAS	
	NORW			1	1	NORV	
<b>COMMODITY TOTAL</b>		<b>4</b>		<b>5</b>	<b>9</b>		<b>TOTAL DE MARCHANDISE</b>
MISC. END PRODUCTS NES	U K	3			3	R U	PRODUITS FINIS DIV. NOA
GENERAL CARGO	U K	230	5		235	R U	MARCHANDISES DIVERSES
<b>COUNTRY/REGION TOTAL</b>		<b>16,470*</b>	<b>17*</b>	<b>24,528*</b>	<b>41,015*</b>		<b>TOTAL DE PAYS/REGION</b>
<b>HONG KONG</b>							<b>HONG-KONG</b>
MEAT, FRESH OR FROZEN	DENMK	321			321	DANMK	VIANDE, FRAICHE / CONG.
	NORW	263		48	311	NORV	
	JAPAN			18	18	JAPON	
	U S A			23	23	E-U	
<b>COMMODITY TOTAL</b>		<b>584</b>		<b>89</b>	<b>673</b>		<b>TOTAL DE MARCHANDISE</b>
MEAT AND MEAT PREP. NES	DENMK	1			1	DANMK	VIANDES ET PREP. NDA
	NORW	5			5	NORV	
<b>COMMODITY TOTAL</b>		<b>6</b>			<b>6</b>		<b>TOTAL DE MARCHANDISE</b>
FISH, FRESH OR FROZEN	DENMK	23			23	DANMK	POISSON, FRAIS OU CONG.
	NORW	31		108	139	NORV	
<b>COMMODITY TOTAL</b>		<b>54</b>		<b>108</b>	<b>162</b>		<b>TOTAL DE MARCHANDISE</b>
FISH, SALTED OR CURED	NORW			1	1	NORV	POISSON, SALE OU FUME
FISH, CANNED	NORW			3	3	NORV	POISSON EN BOITES
SHELL FISH, NES	NORW	6		22	28	NORV	MOLLUSQUES CRUST., NDA
MILK POWDER	DENMK	336			336	DANMK	LAIT EN POUFRE
	NORW	10			10	NORV	
<b>COMMODITY TOTAL</b>		<b>346</b>			<b>346</b>		<b>TOTAL DE MARCHANDISE</b>
DAIRY PROD. EGGS, HONEY	NORW			1	1	NORV	PROD. LAIT., OEUFS, MIEL
	U S A			3	3	E-U	
<b>COMMODITY TOTAL</b>				<b>4</b>	<b>4</b>		<b>TOTAL DE MARCHANDISE</b>
WHEAT	GREEK			5,870	5,870	GRECQ	BLE
	NORW			5,215	5,215	NORV	
	LIBER			10,415	10,415	LIBER	
<b>COMMODITY TOTAL</b>				<b>21,500</b>	<b>21,500</b>		<b>TOTAL DE MARCHANDISE</b>
CEREALS UNMILLED, NES	DENMK	1			1	DANMK	CEREALES NON MOUL., NDA
MALT AND MALT FLOUR	NORW			364	364	NORV	MALT ET FARINE DE MALT
WHEAT FLOUR	NORW	44		1,722	1,766	NORV	FARINE DE BLE
	JAPAN			315	315	JAPON	
<b>COMMODITY TOTAL</b>		<b>44</b>		<b>2,037</b>	<b>2,081</b>		<b>TOTAL DE MARCHANDISE</b>
APPLES	NORW			696	696	NORV	POMMES
	JAPAN			821	821	JAPON	
	U S A			93	93	E-U	
	OTHER			27	27	AUTRE	
<b>COMMODITY TOTAL</b>				<b>1,637</b>	<b>1,637</b>		<b>TOTAL DE MARCHANDISE</b>
FRESH FRUITS, BERRIES	JAPAN			135	135	JAPON	FRUITS, BAIES FRAIS
VEGETABLES, FRESH	NORW			1	1	NORV	LEGUMES, FRAIS
VEGETABLES, FROZEN	NORW	21		15	36	NORV	LEGUMES, CONGEELES
VEGETABLES, DRIED	NORW			16	16	NORV	LEGUMES, SECS
VEGETABLE PREP. NES	DENMK	58			58	DANMK	PREP. DE LEGUMES NDA
	GER	1			1	ALL	
	NORW			2	2	NORV	
	JAPAN		5		5	JAPON	
<b>COMMODITY TOTAL</b>		<b>59</b>	<b>5</b>	<b>2</b>	<b>66</b>		<b>TOTAL DE MARCHANDISE</b>
MISC. FOOD PREP. NES	DENMK	160			160	DANMK	DIV. PREP. ALIM. NOA
	NORW	528		891	1,419	NORV	

TABLE 1. CARGOES LOADED AT CANADIAN PORTS FOR FOREIGN COUNTRIES.  
 TABLEAU 1. MARCHANDISES CHARGÉES DANS LES PORTS CANADIENS A DESTINATION DE PAYS ÉTRANGERS.

COUNTRY OF DESTINATION AND KIND OF CARGO	REGISTRY OF VESSEL	ATLANTIC ATLANTIQUE	GREAT LAKES GRANDS LACS	PACIFIC PACIFIQUE	TOTAL TOTAL	IMMATIC. OU NAVIRE	PAYS DE DESTINATION ET MARCHANDISE
HONG KONG CONT.	JAPAN U S A		2	4	2	JAPON E-U	HONG-KONG SUITE
COMMODITY TOTAL		688	2	895	1,585		TOTAL DE MARCHANDISE CEREALES MOULUES NDA
GROUND CEREALS NES	DENMK NORW	50		56	106	DANMK NDRV	TOTAL DE MARCHANDISE CONC., PROV. COMPLETES
COMMODITY TOTAL		50		56	106		TOTAL DE MARCHANDISE BOISSONS NON-ALCOOLIQ. VINS
CONC. COMPLETE FEEDS	DENMK NDRV	275		2	277	DANMK NORV	TOTAL DE MARCHANDISE BOISS. ALCOOL. DIST.
COMMODITY TOTAL		2		2	4		TOTAL DE MARCHANDISE CIGARETTES
NON-ALCOHOLIC BEVERAGE WINES	NORW JAPAN	3		2	5	NORV JAPON	TOTAL DE MARCHANDISE TABACS NDA
DIST. ALCOHOLIC BEV.	DENMK NORW	21		9	30	DANMK NORV	TOTAL DE MARCHANDISE TABACS NDA
COMMODITY TOTAL		1		4	5		TOTAL DE MARCHANDISE PEaux ET CUIRS BRUT
CIGARETTES	U S A	22		13	35	E-U	TOTAL DE MARCHANDISE PR. BRUTS ORIG. VEG. NDA
COMMODITY TOTAL		29		1	30		TOTAL DE MARCHANDISE MINERAI, CONC. DE PLOMB
TOBACCO NES	DENMK NORW	30		24	54	DANMK NDRV	TOTAL DE MARCHANDISE MINERAI, CONC. DE ZINC
COMMODITY TOTAL		250		1	251		TOTAL DE MARCHANDISE DECHETS DE FER, D'ACIER
RAW HIDES AND SKINS	DENMK NORW	1		63	64	DANMK NORV	TOTAL DE MARCHANDISE DECHETS METAL. NON FER.
COMMODITY TOTAL		651		32	683		TOTAL DE MARCHANDISE AMIANTE
CRUDE VEG. PROD. NES	LIBER			51	51	LIBER	TOTAL DE MARCHANDISE PIERRE BRUTE NDA
COMMODITY TOTAL		651		83	734		TOTAL DE MARCHANDISE MIN. NON-MET. BRUTS NDA
LEAD ORE AND CONC.	NORW U S A			7	7	NORV E-U	TOTAL DE MARCHANDISE CUIR
ZINC ORE AND CONC.				1	1		DEMI-PROD. CAOUTCHOUC
IRON AND STEEL SCRAP	NORW			8	8	NORV	BOIS D'OEUVRE ET CHARP.
COMMODITY TOTAL				35	35		DEMI-PRODUITS EN BOIS
NON-FERROUS MET. SCRAP	DENMK NORW	19		24	43	DANMK NORV	PATE
COMMODITY TOTAL		63		19	82		PAPIER JOURNAL
ASBESTOS	JAPAN	6		31	37	JAPON	TOTAL DE MARCHANDISE PAPIER NDA
COMMODITY TOTAL		45		31	76		TOTAL DE MARCHANDISE PAPIER NDA
STONE, CRUDE NES	DENMK NORW	1,131		6	1,137	DANMK NORV	TOTAL DE MARCHANDISE PLAQ. CONSTR., PAP/CART. CARTON EN PATE PRESSE
CRUDE NON-MET. MIN. NES	LIBER	6		505	511	LIBER	DUVR. EN MAT. TEXT. NDA
COMMODITY TOTAL		1,642		1	1,643		TOTAL DE MARCHANDISE HUIL. MAT. GRAS. VEG. NDA
LEATHER	U S A			1	1	E-U	SELS METALLIQUES
RUBBER FAB. MATERIALS	NORW			17	17	NORV	PROD. CHIM. INDRG. NDA
LUMBER AND TIMBER	OTHER			4	4	AUTRE	TOTAL DE MARCHANDISE PROD. CHIM. ORGAN. NDA
WOOD FAB. MATERIALS	DENMK	152		21	173	DANMK	PROD. CHIM. AGRICOLES
PULP	NORW	1		152	153	NORV	CAOUTCHOUC SYNTHETIQUE
NEWSPRINT PAPER	NORW	1		10	11	NORV	TOTAL DE MARCHANDISE
COMMODITY TOTAL		152		2,706	2,858		
PAPER NES	U K			10	10		
PAPERBOARD	DENMK	4,892		2,706	7,598	DANMK	
BLOG. PAPER AND BOARD	GER	342		342	684	ALL	
WET MACHINE BOARD	GREEK			1,952	1,952	GRECQ	
TEXTILE FAB. MTL NES	NORW	1,606		1,295	2,901	NORV	
COMMODITY TOTAL		404		4,528	4,932		
VEG. OILS, FATS NES	LIBER			10	10	LIBER	
METALLIC SALTS	PANAM			404	404	PANAM	
INORGANIC CHEMS. NES		7,244		10,481	17,725		
COMMODITY TOTAL		76		1,800	1,876		
ORGANIC CHEMICALS NES	DENMK	163		56	219	DANMK	
AGRICULTURAL CHEMICALS	NORW			44	44	NORV	
SYNTHETIC RUBBER	LIBER			44	44	LIBER	
COMMODITY TOTAL		239		1,900	2,139		
VEG. OILS, FATS NES	DENMK	6		6	12	DANMK	
METALLIC SALTS	GER	11		11	22	ALL	
INORGANIC CHEMS. NES	NORW	63		63	126	NORV	
ORGANIC CHEMICALS NES		80		8	88		
AGRICULTURAL CHEMICALS	NORW	8		8	16	NORV	
SYNTHETIC RUBBER	DENMK	32		32	64	DANMK	
COMMODITY TOTAL		82		192	274		
VEG. OILS, FATS NES	NORW			9	9	NORV	
METALLIC SALTS	JAPAN			5	5	JAPON	
INORGANIC CHEMS. NES	U S A			1	1	E-U	
ORGANIC CHEMICALS NES	OTHER			1	1	AUTRE	
AGRICULTURAL CHEMICALS		82		207	289		
SYNTHETIC RUBBER		4		442	446		
COMMODITY TOTAL		1		265	266		
VEG. OILS, FATS NES	NORW			111	111	NORV	
METALLIC SALTS	DENMK			111	222	DANMK	
INORGANIC CHEMS. NES	NORW			27	27	NORV	
ORGANIC CHEMICALS NES		266		111	377		
AGRICULTURAL CHEMICALS	NORW	202		27	229	NORV	
SYNTHETIC RUBBER	JAPAN	5		5	10	JAPON	
COMMODITY TOTAL	PANAM		9	9	18	PANAM	
			1,750	1,750	3,500		
			1,759	1,759	3,518		



TABLE 1. CARGOES LOADED AT CANADIAN PORTS FOR FOREIGN COUNTRIES.

TABLÉAU 1. MARCHANDISES CHARGÉES DANS LES PORTS CANADIENS A DESTINATION DE PAYS ÉTRANGERS.

COUNTRY OF DESTINATION AND KIND OF CARGO	REGISTRY OF VESSEL	ATLANTIC ATLANTIQUE	GREAT LAKES GRANDS LACS	PACIFIC PACIFIQUE	TOTAL TOTAL	IMMATIC. DU NAVIRE	PAYS DE DESTINATION ET MARCHANDISE
HONG KONG CONT. PLASTIC MATERIALS	U K		1,975		1,975	R U	HONG-KONG SUITE MATIERES PLASTIQUES
	DENMK	83			83	DANMK	
	NDRW	123		1	124	NDRV	
	JAPAN		28	12	40	JAPON	
	U S A			5	5	E-U	
COMMODITY TOTAL		206	2,003	18	2,227		TOTAL DE MARCHANDISE
DYESTUFF, PIGMENT, PAINT	DENMK	4			4	DANMK	MAT. COLOR. PIG. PEINTURE
	NDRW	34		3	37	NORV	
COMMODITY TOTAL		38		3	41		TOTAL DE MARCHANDISE
CHEM. SPECIALTIES NES	DENMK	6			6	DANMK	PROD. CHIM. SPECIAUX NDA
	NORV	8		1	9	NORV	
COMMODITY TOTAL		14		1	15		TOTAL DE MARCHANDISE
FERRO-ALLOYS	NORV			30	30	NORV	FERRO-ALLIAGES
PRIMARY IRDN, STEEL NES	DENMK	6			6	DANMK	FER. ACIER PRIMAIR. NDA
PLATE & SHEET STEEL	DENMK	247			247	DANMK	TOLES, FEUILLES DACIER
	JAPAN		1,041		1,041	JAPON	
COMMODITY TOTAL		247	1,041		1,288		TOTAL DE MARCHANDISE
STRUCTURAL SHAPES	DENMK	200			200	DANMK	PROFILES DE CONSTRUCT.
	NORV	14			14	NORV	
COMMODITY TOTAL		214			214		TOTAL DE MARCHANDISE
WIRE	DENMK	7			7	DANMK	FIL METALLIQUE
	GER	14			14	ALL	
	NORV			2	2	NORV	
COMMODITY TOTAL		21		2	23		TOTAL DE MARCHANDISE
ALUMINUM	DENMK	142			142	DANMK	ALUMINIUM
	NORV	658		1,944	2,602	NORV	
	LIBER			759	759	LIBER	
	OTHER			1,316	1,316	AUTRE	
COMMODITY TOTAL		800		4,019	4,819		TOTAL DE MARCHANDISE
COPPER AND ALLOYS	DENMK	1			1	DANMK	CUIVRE ET ALLIAGES
	NORV	1			1	NORV	
COMMODITY TOTAL		2			2		TOTAL DE MARCHANDISE
LEAD AND ALLOYS	NORV			56	56	NORV	PLOMB ET ALLIAGES
	U S A			28	28	E-U	
COMMODITY TOTAL				84	84		TOTAL DE MARCHANDISE
NICKEL AND ALLOYS	DENMK	13			13	DANMK	NICKEL ET ALLIAGES
	NORV	9			9	NORV	
COMMODITY TOTAL		22			22		TOTAL DE MARCHANDISE
ZINC AND ALLOYS	NORV			1,021	1,021	NORV	ZINC ET ALLIAGES
	U S A			495	495	E-U	
	OTHER			199	199	AUTRE	
COMMODITY TOTAL				1,715	1,715		TOTAL DE MARCHANDISE
NON-FERROUS METALS NES	NORV	14			14	NORV	METAUX NON-FERREUX NDA
METAL FAB. BASIC PROD.	DENMK	39			39	DANMK	OUVR. DE BASE EN METAL
	NORV			144	144	NORV	
	JAPAN			3	3	JAPON	
	U S A			1	1	E-U	
COMMODITY TOTAL		39		148	187		TOTAL DE MARCHANDISE
DRAIN TILES, PIPES	DENMK	23			23	DANMK	TUILES TUY. DE DRAINAGE
BRICKS, TILES NES	DENMK	12			12	DANMK	BRIQUES, TUILES NDA
GLASS BASIC PRODUCTS	DENMK	1			1	DANMK	OUVR. DE BASE EN VERRE
NON-MET. MIN. BASIC PROD	DENMK	26			26	DANMK	PROD. MIN. NON-MET. BASE
	NORV	9		3	12	NORV	
COMMODITY TOTAL		35		3	38		TOTAL DE MARCHANDISE
MISC. FABRICATED PROD.	DENMK	25			25	DANMK	OUVRAGES DIVERS
TRACTORS	NORV			38	38	NORV	TRACTEURS
MACHINERY NES	U K			7	7	R U	MACHINES NDA
	DENMK	27			27	DANMK	
	NORV	8			11	NDRV	
	JAPAN			3	3	JAPON	
COMMODITY TOTAL		35		3,996	3,996		TOTAL DE MARCHANDISE
PASS. AUTOS AND CHASSIS	NORV	40			40	NORV	VOITURES PART., CHASSIS
MOTOR VEHICLE ENGINES	DENMK	11			11	DANMK	MOTEURS DE VEH. AUTOM.
	GER	1			1	ALL	
	NORV	6			6	NORV	
	JAPAN		2		2	JAPON	
COMMODITY TOTAL		18	2		20		TOTAL DE MARCHANDISE
EQUIPMENT MISC.	DENMK	25			25	DANMK	MATERIEL DIVERS
	NORV			27	27	NORV	
COMMODITY TOTAL		25		27	52		TOTAL DE MARCHANDISE
PERSONAL, HSEHOLD GOODS	DENMK	92			92	DANMK	ART. PERS. ET MENAGERS
	GER	9			9	ALL	
	NORV	21		531	552	NORV	
	JAPAN			1	1	JAPON	
	U S A			3	3	E-U	
	OTHER			3	3	AUTRE	
COMMODITY TOTAL		122		538	660		TOTAL DE MARCHANDISE
FIREARMS, AMMUNITION	DENMK	1			1	DANMK	ARMES A FEU, MUNITIONS
	NORV	1			1	NORV	
COMMODITY TOTAL		2			2		TOTAL DE MARCHANDISE
CONTAINERS, CLOSURES	NORV			88	88	NORV	CONTENEURS, FERMETURES
MISC. END PRODUCTS NES	DENMK	71			71	DANMK	PRODUITS FINIS DIV. NDA
	NORV	16		125	141	NORV	
	JAPAN			4	4	JAPON	
	U S A			25	25	E-U	
COMMODITY TOTAL		87		154	241		TOTAL DE MARCHANDISE

TABLE 1. CARGOES LOADED AT CANADIAN PORTS FOR FOREIGN COUNTRIES.

TABLEAU 1. MARCHANDISES CHARGÉES DANS LES PORTS CANADIENS A DESTINATION DE PAYS ÉTRANGERS.

COUNTRY OF DESTINATION AND KIND OF CARGO	REGISTRY OF VESSEL	ATLANTIC ATLANTIQUE	GREAT LAKES GRANDS LACS	PACIFIC PACIFIQUE	TOTAL TOTAL	IMMATIC. DU NAVIRE	PAYS DE DESTINATION ET MARCHANDISE
HONG KONG CONT. GENERAL CARGO	DENMK NORV LIBER JAPAN U S A	425 12 23		27	425 39 23 4 13	DANMK NORV LIBER JAPON E-U	HONG-KONG SUITE MARCHANDISES DIVERSES
COMMODITY TOTAL CONTAINERIZED FREIGHT	DENMK NORV U S A OTHER	460 134 65	4	40	504 134 1,397 17	DANMK NORV E-U AUTRE	TOTAL DE MARCHANDISE FRET CONTENEURESE
COMMODITY TOTAL		3,105			3,105		TOTAL DE MARCHANDISE
COUNTRY/REGION TOTAL		19,242*	4,816*	52,544*	76,602*		TOTAL DE PAYS/REGION
INDIA MILK POWDER	U K LIBER OTHER	1,558 2,291 7,281			1,558 2,291 7,281	R U LIBER AUTRE	INDE LAIT EN POUDRE
COMMODITY TOTAL WHEAT	U K LIBER OTHER	11,130 1,377 11,023			11,130 1,377 11,023	R U LIBER AUTRE	TOTAL DE MARCHANDISE BLE
COMMODITY TOTAL MISC. FOOD PREP. NES	U K NORV OTHER	15,357	114		15,357 114	R U NORV AUTRE	TOTAL DE MARCHANDISE DIV. PREP. ALIM. NDA
COMMODITY TOTAL DIST. ALCOHOLIC BEV. RAPESEED	OTHER	119	115		234	AUTRE	TOTAL DE MARCHANDISE BOISS. ALCOOL. DIST.
RUBBER, ALLIED GUMS, NAT TEXTILE FIBRES NES COPPER ORE AND CONC. LEAD ORE AND CONC. NICKEL-COPPER ORE ZINC ORE AND CONC.	OTHER OTHER OTHER OTHER OTHER OTHER OTHER	228 2,758	135 13,507	33,393	46,900 228 2,893 441 701 10 14,250 12,658 26,908	AUTRE AUTRE AUTRE AUTRE AUTRE AUTRE GRECQ AUTRE	TOTAL DE MARCHANDISE GRAINE DE COLZA CAOUTCHOUC GOMMES NAT. FIBRES TEXTILES NDA MINERAI, CONC. DE PLOMB MINERAI, CONC. DE NICKEL MINERAI, CONC. DE ZINC
COMMODITY TOTAL ORES AND CONC. NES NON-FERROUS MET. SCRAP COAL, BITUMINOUS ASBESTOS	OTHER OTHER OTHER U K NORV LIBER OTHER	2 207 5,656 277 1,241 8,163			77 21 207 5,656 277 1,241 18,292	AUTRE AUTRE AUTRE R U NORV LIBER AUTRE	TOTAL DE MARCHANDISE MINERAIS ET CONC. NES DECHETS METAL. NON FER. CHARBON BITUMINEUX AMIANTE
COMMODITY TOTAL SULPHUR IN ORES	OTHER	15,337			10,129 10,129 24,981 67,395 16,204 33,069 141,649	AUTRE AUTRE GRECQ LIBER PANAM AUTRE	TOTAL DE MARCHANDISE SOUFRE EN MINERAI
COMMODITY TOTAL COTTON, TEXTILE WASTE	GREEK LIBER PANAM OTHER		210		141,649	AUTRE	TOTAL DE MARCHANDISE DECHETS DE COTON, TEXT.
COMMODITY TOTAL WASTE AND SCRAP NES	U K NORV LIBER OTHER	359 88 15 221	601	51	569 88 15 873	R U NORV LIBER AUTRE	TOTAL DE MARCHANDISE DECHETS ET REBUTS NDA
COMMODITY TOTAL PULP	U K GREEK OTHER	322 1,200 45	811	51	1,545 322 1,200 45	R U GRECQ AUTRE	TOTAL DE MARCHANDISE PATE
COMMODITY TOTAL NEWSPRINT PAPER	U K OTHER	1,567 639			1,567 639	AUTRE	TOTAL DE MARCHANDISE PAPIER JOURNAL
COMMODITY TOTAL PAPER NES	U K DENMK NORV LIBER OTHER	526 1,165 16,606			37,191 37,191 16,606	R U AUTRE	TOTAL DE MARCHANDISE PAPIER NDA
CORDAGE, TWINE, ROPE TEXTILE FAB. MTL NES	U K OTHER	55 213			7 213	AUTRE R U	TOTAL DE MARCHANDISE CORDAGE, FICELLE, CORDE OUV. EN MAT. TEXT. NDA
COMMODITY TOTAL METALLIC SALTS INORGANIC CHEMS. NES	U K NORV OTHER	12 225 36			13 226 36	AUTRE R U NORV AUTRE	TOTAL DE MARCHANDISE SELS METALLIQUES PROD. CHIM. INORG. NDA
COMMODITY TOTAL ORGANIC CHEMICALS NES	U K NORV	139 140 73	132		52 191 205 331	R U NORV	TOTAL DE MARCHANDISE PROD. CHIM. ORGAN. NDA
COMMODITY TOTAL POTASH	U K GREEK LIBER JAPAN PANAM OTHER	331 404	132		536 16,116 32,528 12,434 15,438	R U NORV GRECQ LIBER JAPON PANAM AUTRE	TOTAL DE MARCHANDISE POTASSE
COMMODITY TOTAL					149,629 149,629		TOTAL DE MARCHANDISE

TABLE 1. CARGOES LOADED AT CANADIAN PORTS FOR FOREIGN COUNTRIES.

TABLEAU 1. MARCHANDISES CHARGÉES DANS LES PORTS CANADIENS A DESTINATION DE PAYS ÉTRANGERS.

COUNTRY OF DESTINATION AND KIND OF CARGO	REGISTRY OF VESSEL	ATLANTIC ATLANTIQUE	GREAT LAKES GRANDS LACS	PACIFIC PACIFIQUE	TOTAL TOTAL	IMMATIC. DU NAVIRE	PAYS DE DESTINATION ET MARCHANDISE
<b>INDIA CONT.</b>							<b>INDE SUITE</b>
FERTILIZERS NES	GREEK LIBER OTHER		12,637	11,058	23,695	GREGQ LIBER AUTRE	ENGRAIS CHIMIQUE NDA
COMMODITY TOTAL			3,840	72,765	76,605		TOTAL DE MARCHANDISE
SYNTHETIC RUBBER	U K NORW OTHER	23 40	290	112,037	128,514	R U NORV AUTRE	CAOUTCHOUC SYNTHETIQUE
COMMODITY TOTAL		1,751	1,453		3,204		TOTAL DE MARCHANDISE
PLASTIC MATERIALS	U K OTHER	1,814 345	1,743		3,557	R U AUTRE	MATIERES PLASTIQUES
COMMODITY TOTAL		345	150		495		TOTAL DE MARCHANDISE
CHEM. SPECIALTIES NES	U K OTHER	146 4	150		146	R U AUTRE	PRDD. CHIM. SPECIAUX NDA
COMMODITY TOTAL		150	52		202		TOTAL DE MARCHANDISE
FERRO-ALLOYS	U K OTHER	9 28	52		9	R U AUTRE	FERRO-ALLIAGES
COMMODITY TOTAL		37		1	38		TOTAL DE MARCHANDISE
BARNS AND RODS, STEEL	U K OTHER	1 97			1	R U AUTRE	BARRES ET TIGES ACIER
COMMODITY TOTAL		98			98		TOTAL DE MARCHANDISE
PLATE & SHEET STEEL	OTHER	101	126		227	AUTRE	TOLES, FEUILLES D'ACIER
STRUCTURAL SHAPES	OTHER	1,099			1,099	AUTRE	PROFILES DE CONSTRUCT.
PIPES, TUBES, IRON, STEEL	OTHER	1,467			1,467	AUTRE	TUYAUX, TUBES: FER, ACIER
WIRE	OTHER	2,605		571	3,176	AUTRE	FIL METALLIQUE
COPPER AND ALLOYS	U K NORW OTHER	2,512 914 2,395			2,512	R U NORV AUTRE	CUIVRE ET ALLIAGES
COMMODITY TOTAL		5,821			5,821		TOTAL DE MARCHANDISE
LEAD AND ALLOYS	OTHER	1,743		1,954	3,697	AUTRE	PLOMB ET ALLIAGES
NICKEL AND ALLOYS	U K OTHER	901 239			901	R U AUTRE	NICKEL ET ALLIAGES
COMMODITY TOTAL		1,140		46	1,186		TOTAL DE MARCHANDISE
ZINC AND ALLOYS	U K NORW OTHER	1,500 1,672 5,921			1,500	R U NORV AUTRE	ZINC ET ALLIAGES
COMMODITY TOTAL		9,093		331	9,424		TOTAL DE MARCHANDISE
NON-FERROUS METALS NES	U K NORW OTHER	36 549 132	150	22	36	R U NORV AUTRE	METAUX NON-FERREUX NDA
COMMODITY TOTAL		717	150	22	889		TOTAL DE MARCHANDISE
METAL FAB. BASIC PROD.	LIBER OTHER	2 568	39	1,977	2	LIBER AUTRE	OUVR. DE BASE EN METAL
COMMODITY TOTAL		570	39	1,977	2,586		TOTAL DE MARCHANDISE
NON-MET. MIN. BASIC PROD	U K		163		163	R U	PROD. MIN. NON-MET. BASE
TRACTORS	U K OTHER	62 2			62	R U AUTRE	TRACTEURS
COMMODITY TOTAL		64			64		TOTAL DE MARCHANDISE
MACHINERY NES	U K NORW LIBER OTHER	23 30 4	3		26	R U NORV LIBER AUTRE	MACHINES NDA
COMMODITY TOTAL		567	960	20	1,547		TOTAL DE MARCHANDISE
RAILWAY ROLLING STOCK	OTHER	624	963	20	1,607		MAT. ROUL. DE CH. DE FER
PASS. AUTOS AND CHASSIS	OTHER NORW OTHER	211 2	2		213	AUTRE NORV AUTRE	VOITURES PART., CHASSIS
COMMODITY TOTAL		2		3	5		TOTAL DE MARCHANDISE
TRUCKS AND CHASSIS	OTHER	2		3	5	AUTRE	CAMIONS ET CHASSIS
MOTOR VEHICLE ENGINES	U K NORW OTHER	1 3 25	3		1	R U NORV AUTRE	MOTEURS DE VEH. AUTOM.
COMMODITY TOTAL		29	3		32		TOTAL DE MARCHANDISE
SHIPS, AIRCRAFT, MIS. VEH	OTHER	1			1	AUTRE	NAVIRES, AVIONS, VEH. DIV
EQUIPMENT MISC.	U K LIBER OTHER	11 32	461		472	R U LIBER AUTRE	MATERIEL DIVERS
COMMODITY TOTAL		709	27	1,320	2,056		TOTAL DE MARCHANDISE
PERSONAL, HOUSEHOLD GOODS	U K NORW OTHER	752 96 4	488 3	1,320	2,560	R U NORV AUTRE	ART. PERS. ET MENAGERS
COMMODITY TOTAL		62	20	25	107		TOTAL DE MARCHANDISE
MISC. END PRODUCTS NES	U K OTHER	162 503	23	25	210	R U AUTRE	PRODUITS FINIS DIV. NDA
COMMODITY TOTAL		524	12	15	551		TOTAL DE MARCHANDISE
GENERAL CARGO	U K OTHER	1,628 5	18		1,646	R U AUTRE	MARCHANDISES DIVERSES
COMMODITY TOTAL		1,633	18		1,651		TOTAL DE MARCHANDISE
<b>COUNTRY/REGION TOTAL</b>		<b>138,756*</b>	<b>35,110*</b>	<b>625,638*</b>	<b>799,504*</b>		<b>TOTAL DE PAYS/REGION</b>
<b>MALAYSIA</b>							<b>MAAISIE</b>
FISH, FRESH OR FROZEN	NORW	11		4	15	NORV	POISSON, FRAIS OU CONG.
FISH, CANNED	NORW	30		3	33	NORV	POISSON EN BOITES
DAIRY PROD., EGGS, HONEY	NORW	247			247	NORV	PROD. LAIT., DEUFS, MIEL
WHEAT	LIBER			4,340	4,340	LIBER	SEIGLE
	GREEK			6,172	6,172	GREGQ	BLE

TABLE 1. CARGOES LOADED AT CANADIAN PORTS FOR FOREIGN COUNTRIES.

TABLEAU 1. MARCHANDISES CHARGÉES DANS LES PORTS CANADIENS A DESTINATION DE PAYS ÉTRANGERS.

COUNTRY OF DESTINATION AND KIND OF CARGO	REGISTRY OF VESSEL	ATLANTIC ATLANTIQUE	GREAT LAKES GRANDS LACS	PACIFIC PACIFIQUE	TOTAL TOTAL	IMMATIC. DU NAVIRE	PAYS DE DESTINATION ET MARCHANDISE
<b>MALAYSIA</b>	<b>LIBER</b>			8,344	8,344	<b>LIBER</b>	<b>MALAISIE</b>
<b>COMMODITY TOTAL</b>				14,516	14,516		<b>SUITE</b>
WHEAT FLOUR	GER	111			111	ALL	TOTAL DE MARCHANDISE FARINE DE BLE
CEREALS MILLED, NES	NORW	2			2	NORV	CEREALES MOULUES, NDA
FRUITS, PREP. CANNED	NORW			2	2	NORV	FRUITS PREP. EN BOITE
VEGETABLE PREP. NES	DENMK	2			2	DANMK	PREP. DE LEGUMES NDA
	NORW	5			5	NORV	
<b>COMMODITY TOTAL</b>		7			7		<b>TOTAL DE MARCHANDISE</b>
COFFEE	NORW	4			4	NORV	CAFE
MISC. FOOD PREP. NES	DENMK	7			7	DANMK	DIV. PREP. ALIM. NDA
	NORW	77			77	NORV	
<b>COMMODITY TOTAL</b>		84			84		<b>TOTAL DE MARCHANDISE</b>
CONC. COMPLETE FEEDS	NORW			1	1	NORV	CONC., PROV. COMPLETES
DIST. ALCOHOLIC BEV.	DENMK	1			1	DANMK	BOISS. ALCOOL. DIST.
	NORW	1		2	3	NORV	
<b>COMMODITY TOTAL</b>		2		2	4		<b>TOTAL DE MARCHANDISE</b>
TOBACCO NES	DENMK	39			39	DANMK	TABACS NDA
ZINC ORE AND CONC.	NORW			50	50	NORV	MINERAL, CONC. DE ZINC
ASBESTOS	U K	1,010			1,010	R U	AMIANTE
	DENMK	395			395	DANMK	
	GREEK	2,019			2,019	GREQQ	
	NORW	303		2,092	2,395	NORV	
	OTHER	1,499			1,499	AUTRE	
<b>COMMODITY TOTAL</b>		5,226		2,092	7,318		<b>TOTAL DE MARCHANDISE</b>
CLAY MATERIALS NES	NORW	318			318	NORV	MATIERES ARGIL. NDA
PULP	NORW			30	30	NORV	PATE
NEWSPRINT PAPER	U K	2,731			3,722	R U	PAPIER JOURNAL
	DENMK	770			1,497	DANMK	
	GER	385		1,108	1,493	ALL	
	GREEK	8,037			8,568	GREQQ	
	NORW	9,430			9,595	NORV	
	LIBER			1,607	1,607	LIBER	
	OTHER	1,497			2,458	AUTRE	
<b>COMMODITY TOTAL</b>		22,850		6,090	28,940		<b>TOTAL DE MARCHANDISE</b>
PAPER NES	DENMK	2			2	DANMK	PAPIER NDA
	GER	32			32	ALL	
	NORW	22		51	73	NORV	
<b>COMMODITY TOTAL</b>		56		51	107		<b>TOTAL DE MARCHANDISE</b>
PAPERBOARD	NORW			5	5	NORV	CARTON
TEXTILE FAB. MTL NES	DENMK	1			1	DANMK	OUVR. EN MAT. TEXT. NDA
METALLIC SALTS	DENMK	1			1	DANMK	SELS METALLIQUES
ORGANIC CHEMICALS NES	DENMK	1			1	DANMK	PROD. CHIM. ORGAN. NDA
	GER	19			19	ALL	
	NORW	175		19	194	NORV	
<b>COMMODITY TOTAL</b>		195		19	214		<b>TOTAL DE MARCHANDISE</b>
POTASH	NORW			13,220	13,220	NORV	POTASSE
	LIBER			9,214	9,214	LIBER	
<b>COMMODITY TOTAL</b>				22,434	22,434		<b>TOTAL DE MARCHANDISE</b>
AGRICULTURAL CHEMICALS	DENMK	1			1	DANMK	PROD. CHIM. AGRICOLES
PLASTIC MATERIALS	DENMK	3			3	DANMK	MATIERES PLASTIQUES
	NORW	21			21	NORV	
<b>COMMODITY TOTAL</b>		24			24		<b>TOTAL DE MARCHANDISE</b>
DYE STUFF, PIGMENT, PAINT	NORW			1	1	NORV	MAT. COLOR, PIG. PEINTURE
CHEM. SPECIALTIES NES	NETH			5	5	P. BAS	PROD. CHIM. SPECIAUX NDA
	NORW	6			6	NORV	
<b>COMMODITY TOTAL</b>		6		5	11		<b>TOTAL DE MARCHANDISE</b>
PLATE & SHEET STEEL	NORW			1	1	NORV	TOLES, FEUILLES D'ACIER
WIRE	U S A			2	2	E-U	FIL METALLIQUE
ALUMINUM	NORW			1,022	1,022	NORV	ALUMINIUM
	LIBER			548	548	LIBER	
	OTHER			445	445	AUTRE	
<b>COMMODITY TOTAL</b>				2,015	2,015		<b>TOTAL DE MARCHANDISE</b>
COPPER AND ALLOYS	DENMK	7			7	DANMK	CUIVRE ET ALLIAGES
	NORW	7		3	10	NORV	
<b>COMMODITY TOTAL</b>		14		3	17		<b>TOTAL DE MARCHANDISE</b>
NICKEL AND ALLOYS	DENMK	1			1	DANMK	NICKEL ET ALLIAGES
ZINC AND ALLOYS	NORW			487	487	NORV	ZINC ET ALLIAGES
METAL FAB. BASIC PRDD.	NORW			1	1	NORV	OUVR. DE BASE EN METAL
GLASS BASIC PRODUCTS	NORW			1	1	NORV	OUVR. DE BASE EN VERRE
MISC. FABRICATED PRDD.	DENMK	20			20	DANMK	OUVRAGES DIVERS
	NORW	28			28	NORV	
<b>COMMODITY TOTAL</b>		48			48		<b>TOTAL DE MARCHANDISE</b>
TRACTORS	DENMK	8			8	DANMK	TRACTEURS
MACHINERY NES	DENMK	31			31	DANMK	MACHINES NDA
	GER	1			1	ALL	
	NORW	153		13	166	NORV	
	OTHER			2	2	AUTRE	
<b>COMMODITY TOTAL</b>		185		15	200		<b>TOTAL DE MARCHANDISE</b>
MOTOR VEHICLE ENGINES	DENMK	10			10	DANMK	MOTEURS DE VEH. AUTOM.
	NORW	18		1	19	NORV	
<b>COMMODITY TOTAL</b>		28		1	29		<b>TOTAL DE MARCHANDISE</b>
SHIPS, AIRCRAFT, MIS. VEH	DENMK	2			2	DANMK	NAVIRES, AVIONS, VEH. DIV
	GER	1			1	ALL	
<b>COMMODITY TOTAL</b>		3			3		<b>TOTAL DE MARCHANDISE</b>
EQUIPMENT MISC.	DENMK	3			3	DANMK	MATERIEL DIVERS
	NORW	4			4	NORV	

TABLE 1. CARGOES LOADED AT CANADIAN PORTS FOR FOREIGN COUNTRIES.

TABLEAU 1. MARCHANDISES CHARGÉES DANS LES PORTS CANADIENS A DESTINATION DE PAYS ÉTRANGERS.

COUNTRY OF ORIGIN AND KIND OF CARGO	REGISTRY OF VESSEL	ATLANTIC ATLANTIQUE	GREAT LAKES GRANDS LACS	PACIFIC PACIFIQUE	TOTAL TOTAL	IMMATIC. DU NAVIRE	PAYS DE DESTINATION ET MARCHANDISE
<b>MALAYSIA CONT.</b>							
COMMODITY TOTAL		7		5	12		MALAISIE SUITE
PERSONAL, HOUSEHOLD GOODS	DENMK	33			33	DANMK	TOTAL DE MARCHANDISE
	GER	2			2	ALL	ART. PERS. ET MENAGERS
	NORW	3		1	4	NORV	
COMMODITY TOTAL		38		1	39		TOTAL DE MARCHANDISE
MISC. END PRODUCTS NES	DENMK	4			4	DANMK	PRODUITS FINIS DIV. NDA
	NORW	12		9	21	NORV	
COMMODITY TOTAL		16		9	25		TOTAL DE MARCHANDISE
GENERAL CARGO	DENMK	11			11	DANMK	MARCHANDISES DIVERSES
	NORW	9		2	11	NORV	
COMMODITY TOTAL		20		2	22		TOTAL DE MARCHANDISE
COUNTRY/REGION TOTAL		29,583*	*	52,188*	81,771*		TOTAL DE PAYS/REGION
<b>PAKISTAN</b>							
MILK POWDER	U K	300			300	R U	PAKISTAN
DAIRY PROD. EGGS, HONEY	OTHER			30	30	AUTRE	LAIT EN POUDRE
WHEAT	U K	36,120			36,120	R U	PROD. LAIT., OEUFS, MIEL
	GREEK	38,244			38,244	GREQC	BLE
	NORW			35	35	NORV	
COMMODITY TOTAL		154,128		34,012	188,140	LIBER	TOTAL DE MARCHANDISE
WHEAT FLOUR	OTHER	93,907		11,183	105,090	AUTRE	FARINE DE BLE
	NETH	322,399		45,230	367,629	P. BAS	TOTAL DE MARCHANDISE
	NORW			41	41	NORV	FARINE DE BLE
COMMODITY TOTAL				50	50		TOTAL DE MARCHANDISE
VEGETABLES, DRIED	OTHER	129			129	AUTRE	LEGUMES, SECS
MISC. FOOD PREP. NES	OTHER	2			2	AUTRE	DIV. PREP. ALIM. NDA
DIST. ALCOHOLIC BEV.	OTHER	1			1	AUTRE	BOISS. ALCOOL. DIST.
RAPESEED	U K		13,619		13,619	R U	GRAINE DE COLZA
	GREEK	2,500	2,951		5,451	GREQC	
	LIBER	4,344	28,380		32,724	LIBER	
	OTHER	15,120	6,566		21,686	AUTRE	
COMMODITY TOTAL		21,964	51,516		73,480		TOTAL DE MARCHANDISE
TEXTILE FIBRES NES	OTHER	6			6	AUTRE	FIBRES TEXTILES NDA
ORES AND CONC. NES	OTHER	1			1	AUTRE	MINERAIS ET CONC. NDA
NON-FERROUS MET. SCRAP	OTHER	17			17	AUTRE	DECHETS METAL. NON FER.
COAL, NES	U K		3		3	R U	CHARBON, NDA
ASBESTOS	OTHER	719			719	AUTRE	AMIANTE
SULPHUR IN ORES	OTHER			12,155	12,155	AUTRE	SOUFRE EN MINERAL
COTTON, TEXTILE WASTE	OTHER	185			185	AUTRE	DECHETS DE COTON, TEXT.
LUMBER AND TIMBER	NORW			9	9	NORV	BOIS D'OEUVRE ET CHARP.
	LIBER		2,986		2,986	LIBER	
COMMODITY TOTAL			2,986	9	2,995		TOTAL DE MARCHANDISE
PULP	NETH			104	104	P. BAS	PATE
	OTHER			1,394	1,394	AUTRE	
COMMODITY TOTAL				1,498	1,498		TOTAL DE MARCHANDISE
NEWSPRINT PAPER	U K	1,363			1,363	R U	PAPIER JOURNAL
	OTHER	886		8,524	9,410	AUTRE	
COMMODITY TOTAL		2,249		8,524	10,773		TOTAL DE MARCHANDISE
BLDG. PAPER AND BOARD	OTHER			1	1	AUTRE	PLAQ. CONSTR., PAP./CART.
WET MACHINE BOARD	OTHER	3			3	AUTRE	CARTON EN PATE PRESSE
VEG. OILS, FATS NES	NETH			1,086	1,086	P. BAS	HUIL. MAT. GRAS. VEG. NDA
INORGANIC CHEMS. NES	NORW			65	65	NORV	PROD. CHIM. INORG. NDA
	LIBER		2		2	LIBER	
COMMODITY TOTAL			2	65	67		TOTAL DE MARCHANDISE
PLASTIC MATERIALS	OTHER	10			10	AUTRE	MATIERES PLASTIQUES
DYESTUFF, PIGMENT, PAINT	OTHER	21			21	AUTRE	MAT. COLOR. PIG. PEINTURE
CHEM. SPECIALTIES NES	OTHER	3			3	AUTRE	PROD. CHIM. SPECIAUX NDA
PIG IRON	OTHER	110			110	AUTRE	FER EN GUEUSE
PLATE & SHEET STEEL	U K	674			674	R U	TOLES, FEUILLES D'ACIER
	OTHER		2,460		2,460	AUTRE	
COMMODITY TOTAL		674	2,460		3,134		TOTAL DE MARCHANDISE
STRUCTURAL SHAPES	OTHER	1			1	AUTRE	PROFILES DE CONSTRUCT.
PIPES, TUBES: IRON, STEEL	LIBER	416			416	LIBER	TOYEAUX, TUBES: FER, ACIER
	OTHER	1			1	AUTRE	
COMMODITY TOTAL		417			417		TOTAL DE MARCHANDISE
WIRE	OTHER	102			102	AUTRE	FIL METALLIQUE
ALUMINUM	U K	50	279		329	R U	ALUMINIUM
	OTHER	431	300	3,585	4,316	AUTRE	
COMMODITY TOTAL		481	579	3,585	4,645		TOTAL DE MARCHANDISE
COPPER AND ALLOYS	U K	18			18	R U	CUIVRE ET ALLIAGES
	OTHER	130			130	AUTRE	
COMMODITY TOTAL		148			148		TOTAL DE MARCHANDISE
METAL FAB. BASIC PROD.	OTHER	98	35	6	139	AUTRE	OUVR. DE BASE EN METAL
GLASS BASIC PRODUCTS	OTHER	12			12	AUTRE	OUVR. DE BASE EN VERRE
MISC. FABRICATED PROD.	OTHER	143			143	AUTRE	OUVRAGES DIVERS
MACHINERY NES	U K	2			2	R U	MACHINES NDA
	LIBER	4			4	LIBER	
	OTHER	148		5	153	AUTRE	
COMMODITY TOTAL		154		5	159		TOTAL DE MARCHANDISE
RAILWAY ROLLING STOCK	OTHER	13			13	AUTRE	MAT. ROUL. DE CH. DE FER
MOTOR VEHICLE ENGINES	OTHER	43			43	AUTRE	MOTEURS DE VEH. AUTOM.
ROAD MOTOR VEH. NES	OTHER	3			3	AUTRE	VEH. AUTOM. ROUTIERS NDA
SHIPS, AIRCRAFT, MIS. VEH	LIBER	2			2	LIBER	NAVIRES, AVIONS, VEH. DIV.

TABLE 1. CARGOES LOADED AT CANADIAN PORTS FOR FOREIGN COUNTRIES.

TABLEAU 1. MARCHANDISES CHARGÉES DANS LES PORTS CANADIENS A DESTINATION DE PAYS ÉTRANGERS.

COUNTRY OF DESTINATION AND KIND OF CARGO	REGISTRY OF VESSEL	ATLANTIC ATLANTIQUE	GREAT LAKES GRANDS LACS	PACIFIC PACIFIQUE	TOTAL TOTAL	IMMATIC. DU NAVIRE	PAYS DE DESTINATION ET MARCHANDISE
<b>PAKISTAN</b>	<b>CDNT.</b>						<b>PAKISTAN SUITE</b>
COMMODITY TOTAL	OTHER	38			38	AUTRE	TOTAL DE MARCHANDISE
EQUIPMENT MISC.	OTHER	40			40	AUTRE	MATERIEL DIVERS
PERSONAL, HOUSEHOLD GOODS	U K	64			64	R U	ART. PERS. ET MENAGERS
	NETH	32		3	32	P. BAS	
	OTHER	97	2	1	100	AUTRE	
COMMODITY TOTAL		129	2	4	135		TOTAL DE MARCHANDISE
MISC. END PRODUCTS NES	OTHER	2			2	AUTRE	PRODUITS FINIS DIV. NDA
GENERAL CARGO	U K	1,345	1		1,346	R U	MARCHANDISES DIVERSES
	OTHER	20			20	AUTRE	
COMMODITY TOTAL		1,365	1		1,366		TOTAL DE MARCHANDISE
COUNTRY/REGION TOTAL		352,008*	57,584*	72,248*	481,840*		TOTAL DE PAYS/REGION
<b>SINGAPORE</b>							<b>SINGAPOUR</b>
MEAT, FRESH OR FROZEN	NORV	38		5	43	NORV	VIANDE FRAICHE / CONG.
MEAT AND MEAT PREP. NES	GER	4			4	ALL	VIANDES ET PREP. NDA
	NORV	2		7	9	NORV	
COMMODITY TOTAL		6		7	13		TOTAL DE MARCHANDISE
FISH, FRESH OR FROZEN	NETH			2	2	P. BAS	POISSON, FRAIS OU CONG.
	NORV			31	31	NORV	
COMMODITY TOTAL				33	33		TOTAL DE MARCHANDISE
FISH, CANNED	DENMK	62			62	DANMK	POISSON EN BOITES
	NORV			14	14	NORV	
COMMODITY TOTAL		62		14	76		TOTAL DE MARCHANDISE
MILK POWDER	NORV	706			706	NORV	LAIT EN POWDRE
DAIRY PROD. EGGS, HONEY	DENMK	290			290	DANMK	PROD. LAIT., OEUFS, MIEL
	NORV	79			79	NORV	
COMMODITY TOTAL		369			369		TOTAL DE MARCHANDISE
RYE	LIBER			6,132	6,132	LIBER	SEIGLE
WHEAT	GER			3,315	3,315	ALL	BLE
	GREEK			5,208	5,208	GRECQ	
	LIBER			10,417	10,417	LIBER	
COMMODITY TOTAL				18,940	18,940		TOTAL DE MARCHANDISE
WHEAT FLOUR	GER			8,868	8,868	ALL	FARINE DE BLE
	NORV			113	113	NORV	
COMMODITY TOTAL				8,981	8,981		TOTAL DE MARCHANDISE
MACARONI, CEREAL PROD.	DENMK	6			6	DANMK	PATES ALIM. PROD. CEREAL
APPLES	NETH			18	18	P. BAS	POMMES
	NORV			148	148	NORV	
COMMODITY TOTAL				166	166		TOTAL DE MARCHANDISE
FRESH FRUITS, BERRIES	NORV			2	2	NORV	FRUITS, BAIES FRAIS
DRIED FRUITS	NORV			2	2	NORV	FRUITS SECS
FRUITS, PREP. CANNED	NORV			6	6	NORV	FRUITS PREP. EN BOITE
VEGETABLES, FRESH	NETH			3	3	P. BAS	LEGUMES, FRAIS
VEGETABLES, FROZEN	NETH			1	1	P. BAS	LEGUMES, CONGELÉS
	NORV			3	3	NORV	
COMMODITY TOTAL				4	4		TOTAL DE MARCHANDISE
VEGETABLE PREP. NES	DENMK	32			32	DANMK	PREP. DE LEGUMES NDA
	GER	3			3	ALL	
	NORV	13			13	NORV	
COMMODITY TOTAL		48			48		TOTAL DE MARCHANDISE
SYRUP	DENMK	8			8	DANMK	SIROP
COFFEE	DENMK	1			1	DANMK	CAFE
	NORV	22			22	NORV	
COMMODITY TOTAL		23			23		TOTAL DE MARCHANDISE
SPICES	DENMK	3			3	DANMK	EPICES
MISC. FOOD PREP. NES	DENMK	45			45	DANMK	DIV. PREP. ALIM. NDA
	NORV	430		31	461	NORV	
COMMODITY TOTAL		475		31	506		TOTAL DE MARCHANDISE
CONC. COMPLETE FEEDS	NORV			13	13	NORV	CONC., PROV. COMPLETES
DIST. ALCOHOLIC BEV.	DENMK	4			4	DANMK	BOISS. ALCOOL. DIST.
	NORV			41	41	NORV	
COMMODITY TOTAL		4		41	45		TOTAL DE MARCHANDISE
TOBACCO NES	DENMK	44			44	DANMK	TABACS NDA
TEXTILE FIBRES NES	DENMK	1			1	DANMK	FIBRES TEXTILES NDA
ZINC ORE AND CONC.	NORV			100	100	NORV	MINERAI, CONC. DE ZINC
ASBESTOS	U K	202			202	R U	AMIANTE
	DENMK	1,007			1,007	DANMK	
	NORV	711		147	858	NORV	
COMMODITY TOTAL		1,920		147	2,067		TOTAL DE MARCHANDISE
SALT	NORV			5	5	NORV	SEL
WASTE AND SCRAP NES	DENMK	158			158	DANMK	DECHETS ET REBUTS NDA
RUBBER FAB. MATERIALS	NORV			1	1	NORV	DEMI-PROD. CAOUTCHOUC
VENEER, PLYWOOD	NORV			6	6	NORV	PLACAGES, CONTRE-PLAQ.
WOOD FAB. MATERIALS	NORV			3	3	NORV	DEMI-PRODUITS EN BOIS
PULP	NETH			259	259	P. BAS	PATE
	NORV			97	97	NORV	
	LIBER			1,267	1,267	LIBER	
	OTHER			199	199	AUTRE	
COMMODITY TOTAL				1,822	1,822		TOTAL DE MARCHANDISE
NEWSPRINT PAPER	U K	933			933	R U	PAPIER JOURNAL
	DENMK	373			373	DANMK	
	GREEK	1,750			1,750	GRECQ	
	NORV	1,495		327	3,015	NORV	

TABLE 1. CARGOES LOADED AT CANADIAN PORTS FOR FOREIGN COUNTRIES.

TABLÉAU 1. MARCHANDISES CHARGÉES DANS LES PORTS CANADIENS À DESTINATION DE PAYS ÉTRANGERS.

COUNTRY OF DESTINATION AND KIND OF CARGO	REGISTRY OF VESSEL	ATLANTIC ATLANTIQUE	GREAT LAKES GRANDS LACS	PACIFIC PACIFIQUE	TOTAL TOTAL	IMMATIC. DU NAVIRE	PAYS DE DESTINATION ET MARCHANDISE
SINGAPORE	CONT.						SINGAPOUR SUITE
	LIBER			2,046	2,046	LIBER	
	OTHER			4,925	4,925	AUTRE	
COMMODITY TOTAL		4,551		10,241	14,792		TOTAL DE MARCHANDISE
PAPER NES	DENMK	37			37	DANMK	PAPIER NDA
	NORV	1		144	145	NORV	
COMMODITY TOTAL		38		144	182		TOTAL DE MARCHANDISE
WET MACHINE BOARD	DENMK	2			2	DANMK	CARTON EN PAPE PRESSE
TEXTILE FAB.MTL NES	DENMK	9			9	DANMK	OUVR. EN MAT. TEXT. NDA
METALLIC SALTS	DENMK	45			45	DANMK	SELS METALLIQUES
INORGANIC CHEMS. NES	DENMK	36			36	DANMK	PROD. CHIM. INORG. NDA
	NORV	15		9	24	NORV	
COMMODITY TOTAL		51		9	60		TOTAL DE MARCHANDISE
ORGANIC CHEMICALS NES	DENMK	2			2	DANMK	PROD. CHIM. ORGAN. NDA
	NORV	14		5	19	NORV	
COMMODITY TOTAL		16		5	21		TOTAL DE MARCHANDISE
POTASH	U. K.			9,000	9,000	R. U.	POTASSE
	JAPAN			8,960	8,960	JAPON	
	OTHER			3,196	3,196	AUTRE	
COMMODITY TOTAL				21,156	21,156		TOTAL DE MARCHANDISE
AGRICULTURAL CHEMICALS	DENMK	5			5	DANMK	PROD. CHIM. AGRIC. NDA
SYNTHETIC RUBBER	NORV	3			3	NORV	CADUCHUC SYNTHETIQUE
PLASTIC MATERIALS	NORV	2		56	58	NORV	MATIERES PLASTIQUES
DYESTUFF, PIGMENT, PAINT	DENMK	1			1	DANMK	MAT. COLOR. PIG. PEINTURE
	NORV	2			2	NORV	
COMMODITY TOTAL		3			3		TOTAL DE MARCHANDISE
CHEM. SPECIALTIES NES	DENMK	1			1	DANMK	PROD. CHIM. SPECIAUX NDA
FERRO-ALLOYS	NORV			295	295	NORV	FERRO-ALLIAGES
PRIMARY IRON, STEEL NES	DENMK	8			8	DANMK	FER. ACIER PRIMAIR. NDA
BAR AND RODS, STEEL	DENMK	5			5	DANMK	BARRES ET TIGES ACIER
PLATE & SHEET STEEL	DENMK	1,094			1,094	DANMK	TILES, FEUILLES DACIER
WIRE	NORV			10	10	NORV	FIL METALLIQUE
ALUMINUM	DENMK	181			181	DANMK	ALUMINIUM
	NORV	1		104	105	NORV	
	LIBER			30	30	LIBER	
COMMODITY TOTAL		182		134	316		TOTAL DE MARCHANDISE
COPPER AND ALLOYS	DENMK	67			67	DANMK	CUIVRE ET ALLIAGES
	NORV	7		4	11	NORV	
COMMODITY TOTAL		74		4	78		TOTAL DE MARCHANDISE
NICKEL AND ALLOYS	DENMK	1			1	DANMK	NICKEL ET ALLIAGES
	NORV			7	7	NORV	
COMMODITY TOTAL		1		7	8		TOTAL DE MARCHANDISE
ZINC AND ALLOYS	NORV			2,223	2,223	NORV	ZINC ET ALLIAGES
NON-FERROUS METALS NES	NORV			1	1	NORV	METAUX NON-FERREUX NDA
METAL FAB. BASIC PROD.	DENMK	32			32	DANMK	OUVR. DE BASE EN METAL
	NORV			20	20	NORV	
COMMODITY TOTAL		32		20	52		TOTAL DE MARCHANDISE
CEMENT BASIC PROD.	DENMK	95			95	DANMK	OUVR. DE BASE CIMENT
NON-MET. MIN. BASIC PROD.	DENMK	2			2	DANMK	PROD. MIN. NON-MET. BASE
	NORV	201			201	NORV	
COMMODITY TOTAL		203			203		TOTAL DE MARCHANDISE
MISC. FABRICATED PROD.	DENMK	12			12	DANMK	OUVRAGES DIVERS
TRACTORS	DENMK	1			1	DANMK	TRACTEURS
	NORV			880	880	NORV	
COMMODITY TOTAL		1		880	881		TOTAL DE MARCHANDISE
MACHINERY NES	DENMK	87			87	DANMK	MACHINES NDA
	GER	3			3	ALL	
	NORV	230		469	699	NORV	
	OTHER			5	5	AUTRE	
COMMODITY TOTAL		320		474	794		TOTAL DE MARCHANDISE
PASS. AUTOS AND CHASSIS	NORV	2			2	NORV	VOITURES PART., CHASSIS
TRUCKS AND CHASSIS	NORV			20	20	NORV	CAMIONS ET CHASSIS
MOTOR VEHICLE ENGINES	DENMK	60			60	DANMK	MOTEURS DE VEH. AUTOM.
	GER	1			1	ALL	
	NORV	70		19	89	NORV	
	OTHER			5	5	AUTRE	
COMMODITY TOTAL		131		24	155		TOTAL DE MARCHANDISE
SHIPS, AIRCRAFT, MIS. VEH	DENMK	3			3	DANMK	NAVIRES, AVIONS, VEH. DIV
EQUIPMENT MISC.	DENMK	37			37	DANMK	MATERIEL DIVERS
	NORV	5		16	21	NORV	
COMMODITY TOTAL		42		16	58		TOTAL DE MARCHANDISE
PERSONAL, HOUSEHOLD GOODS	DENMK	64			64	DANMK	ART. PERS. ET MENAGERS
	GER	5			5	ALL	
	NETH			1	1	P. BAS	
	NORV	6		43	49	NORV	
	OTHER			1	1	AUTRE	
COMMODITY TOTAL		75		45	120		TOTAL DE MARCHANDISE
CONTAINERS, CLOSURES	DENMK	1			1	DANMK	CONTENEURS, FERMETURES
	JAPAN			133	133	JAPON	
COMMODITY TOTAL		1		133	134		TOTAL DE MARCHANDISE
MISC. END PRODUCTS NES	DENMK	217			217	DANMK	PRODUITS FINIS DIV. NDA
	NORV	4		63	67	NORV	
COMMODITY TOTAL		221		63	284		TOTAL DE MARCHANDISE
GENERAL CARGO	DENMK	75			75	DANMK	MARCHANDISES DIVERSES
	NORV	20		23	43	NORV	
	U. S. A.			1	1	F-U	
COMMODITY TOTAL		95		24	119		TOTAL DE MARCHANDISE

TABLE 1. CARGOES LOADED AT CANADIAN PORTS FOR FOREIGN COUNTRIES.

TABLEAU 1. MARCHANDISES CHARGÉES DANS LES PORTS CANADIENS A DESTINATION DE PAYS ÉTRANGERS.

COUNTRY OF DESTINATION AND KIND OF CARGO	REGISTRY OF VESSEL	ATLANTIC ATLANTIQUE	GREAT LAKES GRANDS LACS	PACIFIC PACIFIQUE	TOTAL TOTAL	IMMATIC. DU NAVIRE	PAYS DE DESTINATION ET MARCHANDISE
SINGAPORE CONT. CONTAINERIZED FREIGHT	NORW	135		188	323	NORW	SINGAPOUR SUITE FRET CONTENEURESE
COUNTRY/REGION TOTAL		11,332*	*	72,633*	83,965*		TOTAL DE PAYS/REGION
BURMA WHEAT	OTHER	8,267			8,267	AUTRE	BIRMANIE BLE
MACHINERY NES	U K	4			4	R U	MACHINES NDA
EQUIPMENT MISC.	U K	3			3	R U	MATERIEL DIVERS
GENERAL CARGO	U K	6			6	R U	MARCHANDISES DIVERSES
COUNTRY/REGION TOTAL		8,280*	*	*	8,280*		TOTAL DE PAYS/REGION
CHINA, COMMUN. WHEAT	U K	82,521		111,076	193,597	R U	CHINE, COMMUN. BLE
	GER	28,506		27,858	56,364	ALL	
	GREEK	45,573		1,335,399	1,380,972	GRECQ	
	NETH	41,560		658,684	700,244	P.BAS	
	NORW	70,439		860,242	930,681	NORV	
	SWEDN	52,164		154,604	206,768	SUEDE	
	JAPAN	26,292			26,292	JAPON	
	PANAM			16,520	16,520	PANAM	
	OTHER			586,648	586,648	AUTRE	
COMMODITY TOTAL		347,055		3,751,031	4,098,086		TOTAL DE MARCHANDISE
TOBACCO NES	JAPAN		370		370	JAPON	TABACS NDA
LEAD ORE AND CONC.	JAPAN	1,085			1,085	JAPON	MINERAI, CONC. OE PLOMB
IRON AND STEEL SCRAP	GREEK	78,872			78,872	GRECQ	DECHETS DE FER, DACIER
	LIBER	10,192			10,192	LIBER	
	JAPAN	51,032			51,032	JAPON	
COMMODITY TOTAL		140,096			140,096		TOTAL DE MARCHANDISE
COAL, BITUMINOUS	NORW			32,480	32,480	NORV	CHARBON BITUMINEUX
SULPHUR IN ORES	GREEK			115,343	115,343	GRECQ	SOUFRE EN MINERAI
	OTHER			68,151	68,151	AUTRE	
COMMODITY TOTAL				183,494	183,494		TOTAL DE MARCHANDISE
WOOD FAB. MATERIALS	JAPAN			21	21	JAPON	DEMI-PRODUITS EN BOIS
PULP	GREEK			14,909	14,909	GRECQ	PATE
	OTHER			3,608	3,608	AUTRE	
COMMODITY TOTAL				18,517	18,517		TOTAL DE MARCHANDISE
TEXTILE FAB. MTL NES	JAPAN	98			98	JAPON	DUVR. EN MAT. TEXT. NDA
ANIMAL OILS, EXC. MARINE	OTHER			3,550	3,550	AUTRE	HUIL. ANIM. SAUF AN. MAR.
OILS, FATS, WAXES NES	OTHER			8	8	AUTRE	HUIL. MAT. GRAS. CIRE NDA
POTASH	GREEK			13,754	13,754	GRECQ	POTASSE
	OTHER			15,604	15,604	AUTRE	
COMMODITY TOTAL				29,358	29,358		TOTAL DE MARCHANDISE
ALUMINUM	JAPAN	243			243	JAPON	ALUMINIUM
	OTHER			6,617	6,617	AUTRE	
COMMODITY TOTAL		243		6,617	6,860		TOTAL DE MARCHANDISE
LEAD AND ALLOYS	JAPAN	1,212			1,212	JAPON	PLOMB ET ALLIAGES
NICKEL AND ALLOYS	JAPAN	11,276			11,276	JAPON	NICKEL ET ALLIAGES
NON-FERROUS METALS NES	JAPAN	243			243	JAPON	METAUX NON-FERREUX NDA
NON-MET. MIN. BASIC PROD	JAPAN			1	1	JAPON	PROD. MIN. NON-MET. BASE
TRACTORS	JAPAN	20			20	JAPON	TRACTEURS
MACHINERY NES	JAPAN	24		91	116	JAPON	MACHINES NDA
BUSES AND CHASSIS	JAPAN		11		11	JAPON	AUTOBUS ET CHASSIS
ROAD MOTOR VEH. NES	JAPAN	40			40	JAPON	VEH. AUTOM. ROUTIERS NDA
PERSONAL, HOUSEHOLD GOODS	JAPAN		1		1	JAPON	ART. PERS. ET MENAGERS
MISC. END PRODUCTS NES	JAPAN		120	3	123	JAPON	PRODUITS FINIS DIV. NDA
GENERAL CARGO	JAPAN	34			34	JAPON	MARCHANDISES DIVERSES
CONTAINERIZED FREIGHT	JAPAN	380			380	JAPON	FRET CONTENEURESE
COUNTRY/REGION TOTAL		501,806*	503*	4,025,171*	4,527,480*		TOTAL DE PAYS/REGION
INDONESIA FISH, CANNED	NORW	24			24	NORV	INDONESIE POISSON EN BOITES
WHEAT	LIBER			56,521	56,521	LIBER	BLE
MISC. FOOD PREP. NES	NORW	1			1	NORV	DIV. PREP. ALIM. NDA
ASBESTOS	U K	23			23	R U	AMIANTE
	DENMK	210			210	DANMK	
	GREEK	797			797	GRECQ	
	OTHER	404			404	AUTRE	
COMMODITY TOTAL		1,434			1,434		TOTAL DE MARCHANDISE
PULP	NETH			163	163	P.BAS	PATE
NEWSPRINT PAPER	U K	416			416	R U	PAPIER JOURNAL
	GREEK	12,262		2,747	15,009	GRECQ	
	NETH			2,051	2,051	P.BAS	
	NORW	741			741	NORV	
	LIBER	989		3,296	4,285	LIBER	
	OTHER	4,348		2,740	7,088	AUTRE	
COMMODITY TOTAL		18,756		10,834	29,590		TOTAL DE MARCHANDISE



TABLE 1. CARGOES LOADED AT CANADIAN PORTS FOR FOREIGN COUNTRIES.

TABLEAU 1. MARCHANDISES CHARGÉES DANS LES PORTS CANADIENS À DESTINATION DE PAYS ÉTRANGERS.

COUNTRY OF DESTINATION AND KIND OF CARGO	REGISTRY OF VESSEL	ATLANTIC ATLANTIQUE	GREAT LAKES GRANDS LACS	PACIFIC PACIFIQUE	TOTAL TOTAL	IMMATIC. DU NAVIRE	PAYS DE DESTINATION ET MARCHANDISE
<b>INDONESIA CONT.</b>							<b>INDONESIE SUITE</b>
FERTILIZERS NES	GREEK			5,500	5,500	GRECQ	ENGRAIS CHIMIQUE NDA
AGRICULTURAL CHEMICALS	DENMK	1			1	DANMK	PROD.CHIM.AGRICOLES
ALUMINUM	NETH			215	215	P.BAS	ALUMINIUM
METAL FAB.BASIC PROD.	DENMK	10			10	DANMK	OUVR.DE BASE EN METAL
TRACTORS	NETH			132	132	P.BAS	TRACTEURS
	NORV			76	76	NORV	
COMMODITY TOTAL				208	208		TOTAL DE MARCHANDISE
MACHINERY NES	DENMK	10			10	DANMK	MACHINES NDA
MOTOR VEHICLE ENGINES	DENMK	24			24	DANMK	MOTEURS DE VEH.AUTOM.
RUBBER TIRES AND TUBES	NETH			16	16	P.BAS	PNEUS, CHAMBRES A AIR
EQUIPMENT MISC.	DENMK	3			3	DANMK	MATERIEL DIVERS
PERSONAL, HSEHOLD GOODS	DENMK	2			2	DANMK	ART.PERS.ET MENAGERS
	NETH			1	1	P.BAS	
	NORV	2			2	NORV	
COMMODITY TOTAL		4		1	5		TOTAL DE MARCHANDISE
MISC. END PRODUCTS NES	DENMK	2			2	DANMK	PRD.DIV.FINIS NDA
GENERAL CARGO	DENMK	2			2	DANMK	MARCHANDISES DIVERSES
	NORV			2	2	NORV	
COMMODITY TOTAL		2		2	4		TOTAL DE MARCHANDISE
COUNTRY/REGION TOTAL		20,271*	*	73,460*	93,731*		TOTAL DE PAYS/REGION
<b>JAPAN</b>							<b>JAPON</b>
MEAT, FRESH OR FROZEN	JAPAN	29	12		41	JAPON	VIANDE, FRAICHE / CONG.
	OTHER	83		2,731	2,814	AUTRE	
COMMODITY TOTAL		112	12	2,731	2,855		TOTAL DE MARCHANDISE
MEAT AND MEAT PREP. NES	JAPAN	3			3	JAPON	VIANDES ET PREP.NDA
FISH, FRESH OR FROZEN	JAPAN	12		4,501	4,513	JAPON	POISSON, FRAIS OU CONG.
	U S A			15	15	E-U	
	OTHER			654	654	AUTRE	
COMMODITY TOTAL		12		5,170	5,182		TOTAL DE MARCHANDISE
FISH, SALTED OR CURED	JAPAN			66	66	JAPON	POISSON, SALE OU FUME
FISH, CANNED	JAPAN		7		7	JAPON	POISSON EN BOITES
SHELL FISH, NES	NETH	75			75	P.BAS	MOLLUSQUES CRUST., NDA
	U S A			49	49	E-U	
	OTHER	491		15	506	AUTRE	
COMMODITY TOTAL		566		64	630		TOTAL DE MARCHANDISE
RICE, PULVER	GREEK	286			286	GRECQ	LAIT EN POUDRE
	NETH	252			252	P.BAS	
	JAPAN	2,992			2,992	JAPON	
	OTHER	861			861	AUTRE	
COMMODITY TOTAL		4,391			4,391		TOTAL DE MARCHANDISE
DAIRY PROD., EGGS, HONEY	JAPAN	4			4	JAPON	PRD.LAIT., OEUFs, MIEL
	U S A	4			4	E-U	
COMMODITY TOTAL		8			8		TOTAL DE MARCHANDISE
BARLEY	DENMK			15,579	15,579	DANMK	ORGE
	GER			68,022	68,022	ALL	
	GREEK			67,437	67,437	GRECQ	
	NORV			26,650	26,650	NORV	
	SWEDN			50,502	50,502	SUEDE	
	LIBER			283,132	283,132	LIBER	
	JAPAN			208,213	208,213	JAPON	
	PANAM			17,713	17,713	PANAM	
	OTHER			9,912	9,912	AUTRE	
COMMODITY TOTAL				747,160	747,160		TOTAL DE MARCHANDISE
CORN	JAPAN	47			47	JAPON	MAIS
RYE	U K	2,458	4,244	1,714	8,416	R U	SEIGLE
	GER			24,854	24,854	ALL	
	GREEK		2,359	2,686	5,045	GRECQ	
	NORV			31,062	31,062	NORV	
	LIBER		27,983	43,189	71,172	LIBER	
	JAPAN			11,459	11,459	JAPON	
	OTHER			5,157	5,157	AUTRE	
COMMODITY TOTAL		2,458	34,586	120,121	157,165		TOTAL DE MARCHANDISE
WHEAT	U K			18,287	18,287	R U	BLE
	GER			54,656	54,656	ALL	
	GREEK			245,367	245,367	GRECQ	
	NORV			189,801	189,801	NORV	
	SWEDN			26,447	26,447	SUEDE	
	LIBER			566,423	566,423	LIBER	
	JAPAN			236,754	236,754	JAPON	
	PANAM			17,780	17,780	PANAM	
	OTHER			90,470	90,470	AUTRE	
COMMODITY TOTAL				1,445,985	1,445,985		TOTAL DE MARCHANDISE
CEREALS UNMILLED, NES	U K			3,423	3,423	R U	CEREALES NON MDUL., NDA
	GER			2,419	2,419	ALL	
	GREEK			784	784	GRECQ	
	NORV			11,646	11,646	NORV	
	LIBER			5,496	5,496	LIBER	
	JAPAN			3,044	3,044	JAPON	
	U S A			1,047	1,047	E-U	
	OTHER			882	882	AUTRE	
COMMODITY TOTAL				28,741	28,741		TOTAL DE MARCHANDISE
MALT AND MALT FLOUR	PANAM			1,035	1,035	PANAM	MALT ET FARINE DE MALT
	U S A			5,532	5,532	E-U	

TABLE 1. CARGOES LOADED AT CANADIAN PORTS FOR FOREIGN COUNTRIES.

TABLEAU 1. MARCHANDISES CHARGÉES DANS LES PORTS CANADIENS A DESTINATION DE PAYS ÉTRANGERS.

COUNTRY OF DESTINATION AND KIND OF CARGO	REGISTRY OF VESSEL	ATLANTIC ATLANTIQUE	GREAT LAKES GRANDS LACS	PACIFIC PACIFIQUE	TOTAL TOTAL	IMMATIC. DU NAVIRE	PAYS DE DESTINATION ET MARCHANDISE
<b>JAPAN CONT.</b>							<b>JAPON SUITE</b>
COMMODITY TOTAL				6,567	6,567		TOTAL DE MARCHANDISE
WHEAT FLOUR	LIBER U S A			2,386	2,386	LIBER E-U	FARINE DE BLE
COMMODITY TOTAL				2,444	2,444		TOTAL DE MARCHANDISE
CEREALS MILLED, NES	LIBER			36	36	LIBER	CEREALES MOULUES, NDA
VEGETABLES, FRESH	JAPAN		40		40	JAPON	LEGUMES, FRAIS
VEGETABLES, DRIED	GREEK		110		110	GRECQ	LEGUMES, SECS
COMMODITY TOTAL	JAPAN		167		167	JAPON	
SYRUP	LIBER		277		277		TOTAL DE MARCHANDISE
	JAPAN			74	74	LIBER	SIROP
	U S A	24			24	JAPON	
COMMODITY TOTAL		24		74	122	E-U	TOTAL DE MARCHANDISE
SPICES	GER	48		7,232	7,232	ALL	EPICES
MISC. FOOD PREP. NES	JAPAN				27	JAPON	DIV. PREP. ALIM. NDA
	U S A				1	E-U	
	OTHER	1			1	AUTRE	
COMMODITY TOTAL		28		1	29		TOTAL DE MARCHANDISE
HAY, FORAGE, STRAW	LIBER			1,564	1,564	LIBER	FON, FOURRAGE, PAILLE
HULLS, SCREENINGS, CHAFF	GER			1,157	1,157	ALL	ECOLURES, CRIBLURES, BAL
	GREEK			6,289	6,289	GRECQ	
	NORW			29,971	29,971	NORV	
	LIBER			23,980	23,980	LIBER	
	PANAM			1,926	1,926	PANAM	
	OTHER			3,459	3,459	AUTRE	
COMMODITY TOTAL				66,782	66,782		TOTAL DE MARCHANDISE
GROUND CEREALS NES	JAPAN	100			100	JAPON	CEREALES MOULUES NDA
OIL SEED MEAL, CAKE NES	JAPAN			1	1	JAPON	FAR, TOURT. OLEAG. NDA
FEEDS, VEGETABLE ORIGIN	OTHER			2,738	2,738	AUTRE	PROV. D'ORIGINE VEGETALE
CONC. COMPLETE FEEDS	U K			2,086	2,086	R U	CONC., PROV. COMPLETES
	GER			30,808	30,808	ALL	
	GREEK			13,886	13,886	GRECQ	
	NORW			14,393	14,393	NORV	
	LIBER			65,688	65,688	LIBER	
	JAPAN	266		26,152	26,418	JAPON	
	PANAM			9,210	9,210	PANAM	
	OTHER			34,936	34,936	AUTRE	
COMMODITY TOTAL		266		197,159	197,425		TOTAL DE MARCHANDISE
TOBACCO NES	JAPAN	9			9	JAPON	TABACS NDA
RAW HIDES AND SKINS	GREEK		147		147	GRECQ	PEAUX ET CUIRS BRUT
	JAPAN	219	665		884	JAPON	
	OTHER	185	98		283	AUTRE	
COMMODITY TOTAL		404	910		1,314		TOTAL DE MARCHANDISE
CRUDE ANIMAL PROD. NES	JAPAN	6			6	JAPON	PR. BRUTS ORIG. ANIM. NDA
	U S A				5	E-U	
COMMODITY TOTAL		6			11		TOTAL DE MARCHANDISE
FLAXSEED	U K			2,117	2,117	R U	GRAINE DE LIN
	GER			21,147	21,147	ALL	
	GREEK			13,776	13,776	GRECQ	
	NORW			35,764	35,764	NORV	
	LIBER			40,113	40,113	LIBER	
	JAPAN			16,755	16,755	JAPON	
	U S A			1,014	1,014	E-U	
	OTHER			7,167	7,167	AUTRE	
COMMODITY TOTAL				137,853	137,853		TOTAL DE MARCHANDISE
MUSTARD SEED	GER			7,257	7,257	ALL	GRAINE DE MOUTARDE
	GREEK			4,928	4,928	GRECQ	
	NORW			1,051	1,051	NORV	
	LIBER			2,390	2,390	LIBER	
	JAPAN			1,835	1,835	JAPON	
	OTHER			569	569	AUTRE	
COMMODITY TOTAL				18,030	18,030		TOTAL DE MARCHANDISE
RAPSEED	U K		11,428		29,772	R U	GRAINE DE COLZA
	GER			64,932	64,932	ALL	
	GREEK		16,397		32,368	GRECQ	
	NORW			139,504	139,504	NORV	
	LIBER			194,713	227,922	LIBER	
	JAPAN	33,209		91,649	91,649	JAPON	
	OTHER			30,066	30,066	AUTRE	
COMMODITY TOTAL			61,034	555,179	616,213		TOTAL DE MARCHANDISE
SOYA BEANS	U K	3,920			3,920	R U	GRAINE DE SOYA
	GREEK	13,675			13,675	GRECQ	
	LIBER	65,303			65,303	LIBER	
	OTHER	881			881	AUTRE	
COMMODITY TOTAL		83,779			83,779		TOTAL DE MARCHANDISE
OIL SEEDS, NUTS NES	U K			7,313	7,313	R U	GRAINES, NOIX OLEAG. NDA
	LIBER			2,286	2,286	LIBER	
COMMODITY TOTAL				9,599	9,599		TOTAL DE MARCHANDISE
RUBBER, ALLIED GUMS, NAT	JAPAN		8		8	JAPON	CAOUTCHOUC GOMMES NAT.
CRUDE VEG. PROD. NES	JAPAN				2	JAPON	PR. BRUTS ORIG. VEG. NDA
LOGS	LIBER	2		91,324	91,324	LIBER	BILLES
	JAPAN			189,025	189,025	JAPON	
	PANAM			10,480	10,480	PANAM	
	OTHER			3,938	3,938	AUTRE	
COMMODITY TOTAL				294,767	294,767		TOTAL DE MARCHANDISE
				2,392	2,392	LIBER	600 A PALE

TABLE 1. CARGOES LOADED AT CANADIAN PORTS FOR FOREIGN COUNTRIES.

TABLEAU 1. MARCHANDISES CHARGÉES DANS LES PORTS CANADIENS A DESTINATION DE PAYS ÉTRANGERS.

COUNTRY OF DESTINATION AND KIND OF CARGO	REGISTRY OF VESSEL	ATLANTIC ATLANTIQUE	GREAT LAKES GRANDS LACS	PACIFIC PACIFIQUE	TOTAL TOTAL	IMMATIC. DU NAVIRE	PAYS DE DESTINATION ET MARCHANDISE
<b>JAPAN CONT.</b>	<b>JAPAN</b>			277,414	277,414	<b>JAPON</b>	<b>JAPON SUITE</b>
COMMODITY TOTAL				279,667	279,667		TOTAL DE MARCHANDISE
TEXTILE FIBRES NES	NETH	6			6	P.BAS	FIBRES TEXTILES NDA
	JAPAN	35			35	JAPON	
	U S A			990	990	E-U	
COMMODITY TOTAL		41		990	1,031		TOTAL DE MARCHANDISE
COPPER ORE AND CONC.	U K			14,560	14,560	R U	MINERAI, CONC. CUIVRE
	GER			5,500	5,500	ALL	
	GREEK	21,616		61,936	83,552	GRECQ	
	NORW			67,240	67,240	NORV	
	SWEDN			99,539	99,539	SUEDE	
	LIBER			107,410	107,410	LIBER	
	JAPAN	15,737		263,238	278,975	JAPON	
	PANAM			56,146	56,146	PANAM	
	OTHER			31,283	31,283	AUTRE	
COMMODITY TOTAL		37,353		706,852	744,205		TOTAL DE MARCHANDISE
IRON ORE AND CONC	U K	523,535		66,243	589,778	R U	MINERAI, CONC. DE FER
	ITALY			23,351	23,351	ITAL	
	NORW			61,112	61,112	NORV	
	SWEDN			33,099	33,099	SUEDE	
	LIBER			331,037	331,037	LIBER	
	JAPAN	281,834		385,975	667,809	JAPON	
COMMODITY TOTAL		805,369		900,617	1,706,186		TOTAL DE MARCHANDISE
LEAD ORE AND CONC. NICKEL-COPPER ORE	SWEDN			6,419	6,419	SUEDE	MINERAI, CONC. DE PLOMB
	GREEK		1,940		1,940	GRECQ	MINER. DE CUIVRE-NICKEL
	LIBER			14,300	14,300	LIBER	
	JAPAN	3,482	1,823	2,900	8,205	JAPON	
	OTHER	1,337			1,337	AUTRE	
COMMODITY TOTAL		4,819	3,763	17,200	25,782		TOTAL DE MARCHANDISE
ZINC ORE AND CONC.	GREEK	13,093			13,093	GRECQ	MINERAI, CONC. DE ZINC
	NORW	22,330			22,330	NORV	
	SWEDN	44,447			44,447	SUEDE	
	LIBER	16,706			16,706	LIBER	
	JAPAN	8,443			8,443	JAPON	
	OTHER			7,035	7,035	AUTRE	
COMMODITY TOTAL		105,019		7,035	112,054		TOTAL DE MARCHANDISE
ORES AND CONC. RES.	GREEK	372			372	GRECQ	MINERAI ET CONC. NDA
	SWEDN			7,169	7,169	SUEDE	
	LIBER			28	28	LIBER	
	JAPAN	221			221	JAPON	
	OTHER	15		185	200	AUTRE	
COMMODITY TOTAL		608		7,382	7,990		TOTAL DE MARCHANDISE
IRON AND STEEL SCRAP	JAPAN	50	14		64	JAPON	DECHETS DE FER, DACIER
	OTHER	14,965			14,965	AUTRE	
COMMODITY TOTAL		15,015	14		15,029		TOTAL DE MARCHANDISE
NON-FERROUS MET. SCRAP	GREEK	51			51	GRECQ	DECHETS METAL. NON FER.
	NETH	111			111	P.BAS	
	LIBER			34	34	LIBER	
	JAPAN	358			358	JAPON	
	OTHER	52			52	AUTRE	
COMMODITY TOTAL		572		34	606		TOTAL DE MARCHANDISE
SLAG, DROSS, BY-PRODUCTS	GREEK	21,504			21,504	GRECQ	POUS. GUEUL. SCOR. PROD.
	LIBER	23,520			23,520	LIBER	
	JAPAN	35,616			35,616	JAPON	
	OTHER	8,960			8,960	AUTRE	
COMMODITY TOTAL		89,600			89,600		TOTAL DE MARCHANDISE
COAL, BITUMINOUS	U K			383,387	383,387	R U	CHARBON BITUMINEUX
	DENMK			85,506	85,506	DANMK	
	GER			92,064	92,064	ALL	
	GREEK			317,227	317,227	GRECQ	
	NORW			493,508	493,508	NORV	
	SWEDN			166,643	166,643	SUEDE	
	LIBER			1,561,169	1,561,169	LIBER	
	JAPAN			4,397,042	4,397,042	JAPON	
	PANAM			46,604	46,604	PANAM	
	OTHER			671,285	671,285	AUTRE	
COMMODITY TOTAL				8,214,435	8,214,435		TOTAL DE MARCHANDISE
ASBESTOS	U K			15,645	15,645	R U	AMIANTE
	GREEK	5,028			5,028	GRECQ	
	NETH	1,279			1,279	P.BAS	
	NORW			6,666	6,666	NORV	
	LIBER			779	779	LIBER	
	JAPAN	52,159		790	52,949	JAPON	
	OTHER	10,033		2,663	12,696	AUTRE	
COMMODITY TOTAL		68,499		26,543	95,042		TOTAL DE MARCHANDISE
STONE, CRUDE NES	GREEK	950			950	GRECQ	PIERRE BRUTE NDA
	JAPAN	3,896			3,896	JAPON	
	OTHER	1,108			1,108	AUTRE	
COMMODITY TOTAL		5,954			5,954		TOTAL DE MARCHANDISE
CRUDE NON-MET. MIN. NES	GREEK	18			18	GRECQ	MIN. NON-MET. BRUTS NDA
	JAPAN	20			20	JAPON	
	OTHER	38			38	AUTRE	
COMMODITY TOTAL		76			76		TOTAL DE MARCHANDISE
WASTE AND SCRAP NES	JAPAN	150	29	186,349	186,528	JAPON	DECHETS ET REBUTS NDA
	OTHER	150		222	372	AUTRE	
COMMODITY TOTAL		300	29	186,571	186,900		TOTAL DE MARCHANDISE
LUMBER AND TIMBER	U K			26,353	26,353	R U	BOIS D'OEUVRE ET CHARP.

TABLE 1. CARGOES LOADED AT CANADIAN PORTS FOR FOREIGN COUNTRIES.

TABEAU 1. MARCHANDISES CHARGÉES DANS LES PORTS CANADIENS A DESTINATION DE PAYS ÉTRANGERS.

COUNTRY OF DESTINATION AND KIND OF CARGO	REGISTRY OF VESSEL	ATLANTIC ATLANTIQUE	GREAT LAKES GRANDS LACS	PACIFIC PACIFIQUE	TOTAL TOTAL	IMMATIC. OU NAVIRE	PAYS DE DESTINATION ET MARCHANDISE
JAPAN CONT.							JAPON SUITE
	GREEK	228	643	31,369	32,240	GRECQ	
	NETH	28			28	P.BAS	
	NORW			200,772	200,772	NORV	
	SWEON			41,814	41,814	SUEDE	
	LIBER			73,320	73,320	LIBER	
	JAPAN	2,069	4,486	84,235	90,790	JAPON	
	PANAM			20,898	20,898	PANAM	
	OTHER	234	461	123,380	124,075	AUTRE	
COMMODITY TOTAL		2,559	5,590	602,141	610,290		TOTAL DE MARCHANDISE
FLOORING	JAPAN	378			378	JAPON	LAMES POUR PARQUET
	OTHER	20			20	AUTRE	
COMMODITY TOTAL		398			398		TOTAL DE MARCHANDISE
SHINGLES AND SHAKES	NETH	40			40	P.BAS	BARDEAUX, BARD. FACADE
	NORW			23	23	NORV	
	SWEON			28	28	SUEDE	
	LIBER			10	10	LIBER	
	JAPAN	155			155	JAPON	
COMMODITY TOTAL		195		61	256		TOTAL DE MARCHANDISE
SAWMILL PRODUCTS NES	JAPAN	29			29	JAPON	SCIAGES NDA
VENEER, PLYWOOD	U K			3	3	R U	PLACAGES, CONTRE-PLAQ.
	GREEK			11	11	GRECQ	
	SWEON			335	335	SUEDE	
	LIBER			3	3	LIBER	
	JAPAN		7		7	JAPON	
	OTHER			70	70	AUTRE	
COMMODITY TOTAL			7	422	429		TOTAL DE MARCHANDISE
WOOD FAB. MATERIALS	OTHER			1	1	AUTRE	DEMI-PRODUITS EN BOIS
PULP	U K			53,102	53,102	R U	PATE
	GER			3,431	3,431	ALL	
	NORW			60,280	60,280	NORV	
	LIBER			34,511	34,511	LIBER	
	PANAM	3,048			3,048	PANAM	
	OTHER	50		121,784	121,834	AUTRE	
COMMODITY TOTAL		3,098		273,108	276,206		TOTAL DE MARCHANDISE
NEWSPRINT PAPER	U K	11,523		3,939	15,462	R U	PAPIER JOURNAL
	GER	5,038		9,589	14,627	ALL	
	GREEK	7,489			7,489	GRECQ	
	NORW	7,141			7,141	NORV	
	LIBER	9,038		13,173	22,211	LIBER	
	JAPAN	976			976	JAPON	
	OTHER	3,478		23,851	27,329	AUTRE	
COMMODITY TOTAL		44,683		50,552	95,235		TOTAL DE MARCHANDISE
PAPER NES	U K			990	990	R U	PAPIER NDA
	NORW			3,568	3,568	NORV	
	LIBER			60	60	LIBER	
	JAPAN	77	39		116	JAPON	
	U S A			4	4	E-U	
	OTHER		29	1,302	1,331	AUTRE	
COMMODITY TOTAL		77	68	5,924	6,069		TOTAL DE MARCHANDISE
PAPERBOARD	U K			61	61	R U	CARTON
	GREEK	9			9	GRECQ	
	NORW			5,436	5,436	NORV	
	OTHER			1,159	1,159	AUTRE	
COMMODITY TOTAL		9		6,656	6,665		TOTAL DE MARCHANDISE
BLDG. PAPER AND BOARD	NORW			761	761	NORV	PLAQ. CONSTR., PAP./CART.
COMMODITY TOTAL	JAPAN	183			183	JAPON	
WET MACHINE BOARD		183		761	944		TOTAL DE MARCHANDISE
TEXTILE FAB. MTL NES	OTHER		5		5	AUTRE	CARTON EN PATE PRESSE
	LIBER			8	8	LIBER	OUVR. EN MAT. TEXT. NDA
	JAPAN	8	4		12	JAPON	
	U S A			3	3	E-U	
COMMODITY TOTAL		8	4	11	23		TOTAL DE MARCHANDISE
ANIMAL OILS, EXC. MARINE	U K			2,618	2,618	R U	HUIL. ANIM. SAUF AN. MAR.
	NORW			8,096	8,096	NORV	
	SWEON			1,592	1,592	SUEDE	
	JAPAN			35,160	35,160	JAPON	
	U S A			560	560	E-U	
COMMODITY TOTAL				48,026	48,026		TOTAL DE MARCHANDISE
VEG. OILS, FATS NES	NORW			1,391	1,391	NORV	HUIL. MAT. GRAS. VEG. NDA
OILS, FATS, WAXES NES	NORW			5,468	5,468	NORV	HUIL. MAT. GRAS. CIRE NDA
	JAPAN		5		5	JAPON	
	PANAM			218	218	PANAM	
COMMODITY TOTAL			5	5,686	5,691		TOTAL DE MARCHANDISE
INORGANIC CHEMS. NES	U K	2,386			2,386	R U	PROD. CHIM. INORG. NDA
	JAPAN	124			124	JAPON	
	U S A			2	2	E-U	
	OTHER		14	25	39	AUTRE	
COMMODITY TOTAL		2,510	14	27	2,551		TOTAL DE MARCHANDISE
ORGANIC CHEMICALS NES	NETH	194			194	P.BAS	PROD. CHIM. ORGAN. NDA
	JAPAN	219	7		226	JAPON	
	U S A			68	68	E-U	
	OTHER	30		50	80	AUTRE	
COMMODITY TOTAL		443	7	118	568		TOTAL DE MARCHANDISE
POTASH	U K			12,228	12,228	R U	POTASSE
	GER			11,648	11,648	ALL	
	GREEK			15,092	15,092	GRECQ	

TABLE 1. CARGOES LOADED AT CANADIAN PORTS FOR FOREIGN COUNTRIES.

TABLEAU 1. MARCHANDISES CHARGÉES DANS LES PORTS CANADIENS A DESTINATION DE PAYS ÉTRANGERS.

COUNTRY OF DESTINATION AND KIND OF CARGO	REGISTRY OF VESSEL	ATLANTIC ATLANTIQUE	GREAT LAKES GRANDS LACS	PACIFIC PACIFIQUE	TOTAL TOTAL	IMMATIC. DU NAVIRE	PAYS DE DESTINATION ET MARCHANDISE
JAPAN CONT.							JAPON SUITE
	LIBER			38,611	38,611	LIBER	
	JAPAN			210,100	210,100	JAPON	
	PANAM			180,888	180,888	PANAM	
	OTHER			103,809	103,809	AUTRE	
COMMODITY TOTAL				572,376	572,376		
FERTILIZERS NES	OTHER			36,318	36,318	AUTRE	TOTAL DE MARCHANDISE ENGRAIS CHIMIQUE NDA
SYNTHETIC RUBBER	JAPAN	519	439		958	JAPON	CAOUTCHOUC SYNTHETIQUE
	PANAM		50		50	PANAM	
	OTHER	775			775	AUTRE	
COMMODITY TOTAL		1,294	489		1,783		TOTAL DE MARCHANDISE MATIERES PLASTIQUES
PLASTIC MATERIALS	NETH				96	P.BAS	
	JAPAN				29	JAPON	
	OTHER			110	110	AUTRE	
COMMODITY TOTAL				110	235		TOTAL DE MARCHANDISE PROO.CHIM.SPECIAUX NDA
CHEM.SPECIALTIES NES	JAPAN	125			125	JAPON	
	U S A	224			224	E-U	
COMMODITY TOTAL		224		2	226		TOTAL DE MARCHANDISE HUILE,GRASSE LUBRIF.
LUBRICATING OIL, GREASE	NETH				73	P.BAS	
	JAPAN				54	JAPON	
COMMODITY TOTAL		127			127		TOTAL DE MARCHANDISE COKE
COKE	JAPAN			22,400	22,400	JAPON	
	OTHER			16,464	16,464	AUTRE	
COMMODITY TOTAL				38,864	38,864		TOTAL DE MARCHANDISE DERIVE PETR.CHARB.NDA
PETROL.COAL PROD.NES	U K			36,531	36,531	R U	
	NETH			11,811	11,811	P.BAS	
	NORW			39,050	39,050	NORV	
	LIBER			9,995	9,995	LIBER	
	JAPAN		14	171,629	171,643	JAPON	
	OTHER			11,018	11,018	AUTRE	
COMMODITY TOTAL			14	280,034	280,048		TOTAL DE MARCHANDISE FER EN GUEUSE
PIG IRON	U K	22,666			22,666	R U	BARRES ET TIGES ACTIER
BARS AND RODS, STEEL	OTHER	55			55	AUTRE	TOLES, FEUILLES DACIER
PLATE & SHEET STEEL	DENMK	15			15	DANMK	
	GREEK		10,615		10,615	GRECQ	
COMMODITY TOTAL		15	10,615		10,630		TOTAL DE MARCHANDISE PROFILES DE CONSTRUCT.
STRUCTURAL SHAPES	JAPAN				10	JAPON	FIL METALLIQUE
WIRE	LIBER				26	LIBER	
	U S A				1	E-U	
COMMODITY TOTAL					27		TOTAL DE MARCHANDISE ALUMINIUM
ALUMINIUM	U K			13,728	13,728	R U	
	NORW			29,450	29,450	NORV	
	LIBER			19,286	19,286	LIBER	
	JAPAN	154	2		156	JAPON	
	OTHER	270			270	AUTRE	
COMMODITY TOTAL		424	2		426		TOTAL DE MARCHANDISE CUIVRE ET ALLIAGES
COPPER AND ALLOYS	GREEK	124			124	GRECQ	
	JAPAN	2,357	11		2,368	JAPON	
COMMODITY TOTAL		2,481	11		2,492		TOTAL DE MARCHANDISE NICKEL ET ALLIAGES
NICKEL AND ALLOYS	GREEK	270			270	GRECQ	
	JAPAN	6,130	167		6,297	JAPON	
COMMODITY TOTAL		6,400	167		6,567		TOTAL DE MARCHANDISE ZINC ET ALLIAGES
ZINC AND ALLOYS	NETH	67			67	P.BAS	
	OTHER	51			51	AUTRE	
COMMODITY TOTAL		118			118		TOTAL DE MARCHANDISE METAUX NON-FERREUX NDA
NON-FERROUS METALS NES	JAPAN	1,236	1		1,237	JAPON	
	U S A				4	E-U	
	OTHER	75			202	AUTRE	
COMMODITY TOTAL		1,311	1		1,443		TOTAL DE MARCHANDISE OUVR.DE BASE EN METAL
METAL FAB.BASIC PROD.	DENMK	5			5	DANMK	
	GREEK				1	GRECQ	
	NETH	31			31	P.BAS	
	SWEON				2	SUEOE	
	JAPAN	17			17	JAPON	
	U S A				10	E-U	
	OTHER	26			26	AUTRE	
COMMODITY TOTAL		79			92		TOTAL DE MARCHANDISE OUVR.DE BASE AMIANTE
ASBESTOS BASIC PROD.	LIBER				108	LIBER	
	JAPAN	955			955	JAPON	
COMMODITY TOTAL		955			1,063		TOTAL DE MARCHANDISE PROD.MIN.NON-MET.BASE
NON-MET.MIN.BASIC PROD	JAPAN	252			252	JAPON	
	U S A				4	E-U	
	OTHER				102	AUTRE	
COMMODITY TOTAL		252			358		TOTAL DE MARCHANDISE OUVRAGES DIVERS
MISC.FABRICATED PROD.	JAPAN	11			11	JAPON	TRACTEURS
TRACTORS	JAPAN	96			96	JAPON	
	U S A				2	E-U	
COMMODITY TOTAL		96			98		TOTAL DE MARCHANDISE MACHINES NDA
MACHINERY NES	U K				70	R U	
	GREEK		5		5	GRECQ	
	NETH	78			78	P.BAS	
	NORW				25	NORV	
	JAPAN	183	75		258	JAPON	
	U S A				50	E-U	
	OTHER	6	15		21	AUTRE	
COMMODITY TOTAL		267	95	145	507		TOTAL DE MARCHANDISE MAT.RAIL. DE CH. DE FER
RAILWAY ROLLING STOCK	JAPAN	48			48	JAPON	

TABLE 1. CARGES LOADED AT CANADIAN PORTS FOR FOREIGN COUNTRIES.

TABLEAU 1. MARCHANDISES CHARGÉES DANS LES PORTS CANADIENS A DESTINATION DE PAYS ÉTRANGERS.

COUNTRY OF DESTINATION AND KIND OF CARGO	REGISTRY OF VESSEL	ATLANTIC ATLANTIQUE	GREAT LAKES GRANDS LACS	PACIFIC PACIFIQUE	TOTAL TOTAL	IMMATIC. DU NAVIRE	PAYS DE DESTINATION ET MARCHANDISE
<b>JAPAN CONT.</b>							<b>JAPON SUITE</b>
TRUCKS AND CHASSIS	JAPAN	40			40	JAPDN	CAMIONS ET CHASSIS
MOTOR VEHICLE ENGINES	NETH	3			3	P.BAS	MOTEURS DE VEH.AUTOM.
	JAPAN	2	9		11	JAPON	
	U S A			5	5	E-U	
	OTHER			102	102	AUTRE	
<b>COMMODITY TOTAL</b>		5	9	107	121		<b>TOTAL DE MARCHANDISE</b>
SHIPS, AIRCRAFT, MIS. VEH EQUIPMENT MISC.	U S A			1	1	E-U	NAVIRES, AVIONS, VEH. DIV
	NETH	423			423	P.BAS	MATERIEL DIVERS
	LIBER			74	74	LIBER	
	JAPAN	95			95	JAPON	
	U S A			13	13	E-U	
	OTHER	1		1	2	AUTRE	
<b>COMMODITY TOTAL</b>		519		88	607		<b>TOTAL DE MARCHANDISE</b>
PERSONAL, HOUSEHOLD GOODS	DENMK	4			4	DANMK	ART. PERS. ET MENAGERS
	GREEK		8		8	GRECQ	
	NETH	7			7	P.BAS	
	LIBER			2	2	LIBER	
	JAPAN	217	3		220	JAPON	
	U S A			8	8	E-U	
	OTHER	4	7	7	18	AUTRE	
<b>COMMODITY TOTAL</b>		232	18	17	267		<b>TOTAL DE MARCHANDISE</b>
CONTAINERS, CLOSURES	GREEK		74		74	GRECQ	CONTENEURS, FERMETURES
	JAPAN	130	51		181	JAPON	
	PANAM			54	54	PANAM	
<b>COMMODITY TOTAL</b>		130	125	54	309		<b>TOTAL DE MARCHANDISE</b>
MISC. END PRODUCTS NES	DENMK	6			6	DANMK	PRODUITS FINIS DIV. NDA
	NETH	5			5	P.BAS	
	JAPAN	88			88	JAPON	
<b>COMMODITY TOTAL</b>		99			99		<b>TOTAL DE MARCHANDISE</b>
GENERAL CARGO	DENMK	6			6	DANMK	MARCHANDISES DIVERSES
	GREEK	27	13		40	GRECQ	
	JAPAN	580	245		825	JAPON	
	U S A			6	6	E-U	
	OTHER	40	46		86	AUTRE	
<b>COMMODITY TOTAL</b>		653	304	6	963		<b>TOTAL DE MARCHANDISE</b>
CONTAINERIZED FREIGHT	GER			666	666	ALL	FRET CONTAINERISE
	GREEK	35			35	GRECQ	
	NORW			104	104	NORV	
	LIBER			2,857	2,857	LIBER	
	JAPAN	5,720		129,900	135,620	JAPON	
	U S A			4,412	4,412	E-U	
	OTHER	16,953		6,876	23,829	AUTRE	
<b>COMMODITY TOTAL</b>		22,708		144,815	167,523		<b>TOTAL DE MARCHANDISE</b>
<b>COUNTRY/REGION TOTAL</b>		<b>1,340,962*</b>	<b>118,230*</b>	<b>16,156,889*</b>	<b>17,616,081*</b>		<b>TOTAL DE PAYS/REGION</b>
<b>KOREA - NORTH</b>							<b>COREE DU NORD</b>
WHEAT	SWEDN			19,639	19,639	SUEDE	BLE
	OTHER			15,372	15,372	AUTRE	
<b>COMMODITY TOTAL</b>				35,011	35,011		<b>TOTAL DE MARCHANDISE</b>
<b>COUNTRY/REGION TOTAL</b>		*	*	35,011*	35,011*		<b>TOTAL DE PAYS/REGION</b>
<b>KOREA - SOUTH</b>							<b>COREE DU SUD</b>
MEAT AND MEAT PREP. NES	JAPAN		400		400	JAPON	VIANDES ET PREP. NDA
FISH, FRESH OR FROZEN	OTHER			2,082	2,082	AUTRE	POISSON, FRAIS DU CONG.
MILK POWDER	JAPAN			2	2	JAPON	LAIT EN POUDRE
BARLEY	U S A			348	348	E-U	ORGE
	OTHER			1,092	1,092	AUTRE	
<b>COMMODITY TOTAL</b>				1,440	1,440		<b>TOTAL DE MARCHANDISE</b>
CORN	LIBER	6,783			6,783	LIBER	MAIS
WHEAT	GREEK			31,514	31,514	GRECQ	BLE
CEREALS UNMILLED, NES	U S A			1,000	1,000	E-U	CEREALES NON MOUL., NDA
MALT AND MALT FLOUR	JAPAN			556	556	JAPON	MALT ET FARINE DE MALT
MISC. FOOD PREP. NES	JAPAN			2	2	JAPON	DIV. PREP. ALIM. NDA
OIL SEED MEAL, CAKE NES	U S A			3	3	E-U	FAR. TOUR. DLEAG. NDA
CONC. COMPLETE FEEDS	OTHER			2,128	2,128	AUTRE	CONC., PRDV. COMPLETES
DIST. ALCOHOLIC BEV.	JAPAN			2	2	JAPON	BDISS. ALCOOL. DIST.
RAW HIDES AND SKINS	GREEK		11		11	GRECQ	PEAUX ET CUIRS BRUT
	JAPAN		54	367	421	JAPON	
	U S A			150	150	E-U	
<b>COMMODITY TOTAL</b>			65	517	582		<b>TOTAL DE MARCHANDISE</b>
FLAXSEED	OTHER			1,653	1,653	AUTRE	GRAINE DE LIN
ZINC ORE AND CONC.	U S A			55	55	E-U	MINERAL, CONC. DE ZINC
NON-FERROUS MET. SCRAP	JAPAN			33	33	JAPON	DECHETS METAL. NON FER.
	U S A			37	37	E-U	
<b>COMMODITY TOTAL</b>				70	70		<b>TOTAL DE MARCHANDISE</b>
ASBESTOS	GREEK	3,715			3,715	GRECQ	AMIANTE
	NORW	16,155			16,155	NORV	
	LIBER	2,200			2,200	LIBER	
	OTHER	10,603		3,604	14,207	AUTRE	
<b>COMMODITY TOTAL</b>		32,673		3,604	36,277		<b>TOTAL DE MARCHANDISE</b>
SULPHUR IN ORES	U K			27,267	27,267	R U	SOUFRE EN MINERAL
	GREEK			11,149	11,149	GRECQ	

TABLE 1. CARGOES LOADED AT CANADIAN PORTS FOR FOREIGN COUNTRIES.

TABLEAU 1. MARCHANDISES CHARGÉES DANS LES PORTS CANADIENS A DESTINATION DE PAYS ÉTRANGERS.

COUNTRY OF DESTINATION AND KIND OF CARGO	REGISTRY OF VESSEL	ATLANTIC ATLANTIQUE	GREAT LAKES GRANDS LACS	PACIFIC PACIFIQUE	TOTAL TOTAL	IMMATIC. DU NAVIRE	PAYS DE DESTINATION ET MARCHANDISE
<b>KOREA - SOUTH CONT.</b>							
	LIBER			24,543	24,543	LIBER	COREE DU SUD SUITE
	JAPAN			18,780	18,780	JAPON	
	OTHER			9,218	9,218	AUTRE	
COMMODITY TOTAL				90,957	90,957		TOTAL DE MARCHANDISE
PULP	NORW	568			568	NORV	PATE
	LIBER	680		5,884	6,564	LIBER	
	OTHER	125		33,270	33,395	AUTRE	
COMMODITY TOTAL		1,373		39,154	40,527		TOTAL DE MARCHANDISE
PAPER NES	U S A			11	11	E-U	PAPIER NDA
BLOC.PAPER AND BOARD	OTHER			1	1	AUTRE	PLAQ.CONSTR.,PAP/CART.
TEXTILE FAB.MTL NES	LIBER			21	21	LIBER	OUVR.EN MAT.TEXT.NDA
	JAPAN			24	24	JAPON	
	OTHER			1	1	AUTRE	
COMMODITY TOTAL				46	46		TOTAL DE MARCHANDISE
METALLIC SALTS	JAPAN			10,358	10,358	JAPON	SELS METALLIQUES
POTASH	U K			18,675	18,675	R U	POTASSE
	GREEK			26,797	26,797	GRECQ	
	LIBER			76,685	76,685	LIBER	
	JAPAN			17,901	17,901	JAPON	
	OTHER			5,226	5,226	AUTRE	
COMMODITY TOTAL				145,284	145,284		TOTAL DE MARCHANDISE
WIRE	U S A			2	2	E-U	FIL METALLIQUE
	OTHER			4	4	AUTRE	
COMMODITY TOTAL				6	6		TOTAL DE MARCHANDISE
COPPER AND ALLOYS	NORW	3			3	NORV	CUIVRE ET ALLIAGES
METAL FAB.BASIC PROD.	LIBER			49	49	LIBER	OUVR.DE BASE EN METAL
	JAPAN			118	118	JAPON	
	U S A			6	6	E-U	
	OTHER			1	1	AUTRE	
COMMODITY TOTAL				174	174		TOTAL DE MARCHANDISE
MACHINERY NES	U K			36	36	R U	MACHINES NDA
	JAPAN		43		43	JAPON	
COMMODITY TOTAL			43	36	79		TOTAL DE MARCHANDISE
ROAD MOTOR VEH. NES	JAPAN			1	1	JAPON	VEH.AUTOM.ROUTIERS NDA
EQUIPMENT MISC.	DENMK	16			16	DANMK	MATERIEL DIVERS
	JAPAN		37	1	38	JAPON	
	U S A			5	5	E-U	
COMMODITY TOTAL		16	37	6	59		TOTAL DE MARCHANDISE
PERSONAL,HSEHOLD GOODS	DENMK				30	DANMK	ART.PERS.ET MENAGERS
	JAPAN				1	JAPON	
	U S A				37	E-U	
COMMODITY TOTAL		31			68		TOTAL DE MARCHANDISE
MISC. END PRODUCTS NES	U S A			2	2	E-U	PRODUITS FINIS DIV.NDA
GENERAL CARGO	JAPAN		5		5	JAPON	MARCHANDISES DIVERSES
	U S A			10	10	E-U	
COMMODITY TOTAL			5	10	15		TOTAL DE MARCHANDISE
CONTAINERIZED FREIGHT	U S A			940	940	E-U	FRET CONTENEURESE
	OTHER	1,298			1,298	AUTRE	
COMMODITY TOTAL		1,298		940	2,238		TOTAL DE MARCHANDISE
COUNTRY/REGION TOTAL		42,177*	550*	331,651*	374,378*		TOTAL DE PAYS/REGION
<b>PHILLIPINES</b>							
MEAT,FRESH OR FROZEN	NORW			20	20	NORV	PHILLIPINES
FISH,CANNED	DENMK	16			16	DANMK	VIANDE,FRAICHE / CONG.
	NORW			1	1	NORV	POISSON EN BOITES
COMMODITY TOTAL		16		1	17		TOTAL DE MARCHANDISE
BARLEY	GREEK			2,940	2,940	GRECQ	ORGE
RYE	GER			2,352	2,352	ALL	SEIGLE
	GREEK			2,240	2,240	GRECQ	
	NORW			302	302	NORV	
COMMODITY TOTAL				4,894	4,894		TOTAL DE MARCHANDISE
WHEAT	GER			47,197	47,197	ALL	BLE
	GREEK			58,099	58,099	GRECQ	
	NORW			26,320	26,320	NORV	
	LIBER			15,288	15,288	LIBER	
	JAPAN			7,935	7,935	JAPON	
COMMODITY TOTAL				154,839	154,839		TOTAL DE MARCHANDISE
MALT AND MALT FLOUR	NORW			3,558	3,558	NORV	MALT ET FARINE DE MALT
	OTHER			884	884	AUTRE	
COMMODITY TOTAL				4,442	4,442		TOTAL DE MARCHANDISE
WHEAT FLOUR	DENMK	140			140	DANMK	FARINE DE BLE
	NORW	15			15	NORV	
COMMODITY TOTAL		155			155		TOTAL DE MARCHANDISE
MACARONI,CEREAL PROD.	NORW	35			35	NORV	PATES ALIM.PROD.CEREAL
VEGETABLES, DRIED	NORW	6			6	NORV	LEGUMES, SECS
SAUSAGE SKINS,CASINGS	NORW			2	2	NORV	BOYAUX A SAUCISSES
MISC.FOOD PREP.NES	NORW	150		1	151	NORV	DIV.PREP.ALIM.NDA
CONC.COMPLETE FEEDS	GER			1,097	1,097	ALL	CONC.,PROV.COMPLETES
DIST.ALCOHOLIC BEV.	DENMK	2			2	DANMK	BOISS.ALCOOL.DIST.
CRUDE VEG.PROD.NES	NORW	10			10	NORV	PR.BRUTS DRIG.VEG.NDA
TEXTILE FIBRES NES	DENMK	76			76	DANMK	FIBRES TEXTILES NDA
	NORW				83	NORV	
COMMODITY TOTAL		78			81		TOTAL DE MARCHANDISE
IRON ORE AND CONC.	NORW				2	NORV	MINERAL,CONC.DE FER

TABLE 1. CARGOES LOADED AT CANADIAN PORTS FOR FOREIGN COUNTRIES.  
 TABLEAU 1. MARCHANDISES CHARGÉES DANS LES PORTS CANADIENS A DESTINATION DE PAYS ÉTRANGERS.

COUNTRY OF DESTINATION AND KIND OF CARGO	REGISTRY OF VESSEL	ATLANTIC ATLANTIQUE	GREAT LAKES GRANDS LACS	PACIFIC PACIFIQUE	TOTAL TOTAL	IMMATIC. DU NAVIRE	PAYS DE DESTINATION ET MARCHANDISE
PHILLIPINES CONT. NICKEL-COPPER ORES AND CONCENTRATES ASBESTOS	U S A NORW DENMK GER NORW			4 5	4 5	E-U NORV DANMK ALL NORV	PHILLIPINES SUITE MINER. DE CUIVRE-NICKEL MINERAIS ET CONC. NDA AMIANTE
COMMODITY TOTAL		1,118		578	1,696		TOTAL DE MARCHANDISE CUIR
LEATHER VENEER, PLYWOOD PULP	NORW NORW U K DENMK GREEK NORW LIBER PANAM U S A OTHER			13 300 2,451 312 1,320 1,403 817	13 300 2,451 666 1,848 1,514 817	NORV NORV R U DANMK GRECQ NORV LIBER PANAM E-U AUTRE	TOTAL DE MARCHANDISE CUIR PLACAGES, CONTRE-PLAQUE, PATE
COMMODITY TOTAL NEWSPRINT PAPER		1,774		9,266	11,040		TOTAL DE MARCHANDISE PAPIER JOURNAL
PAPER NES	DENMK NORW U S A	680 211 524		11,262	11,786	DANMK ALL NORV PANAM AUTRE	TOTAL DE MARCHANDISE PAPIER NDA
COMMODITY TOTAL PAPERBOARD		5,220		11,262	16,482		TOTAL DE MARCHANDISE CARTON
TEXTILE FAB. MTL NES	DENMK NORW	4 17		330	347	DANMK NORV E-U	TOTAL DE MARCHANDISE OUVR. EN MAT. TEXT. NDA
COMMODITY TOTAL METALLIC SALTS INORGANIC CHEMS. NES ORGANIC CHEMICALS NES	NORW DENMK NORW DENMK NORW	16 48 64 205 142		22	22	NORV DANMK NORV DANMK NORV	TOTAL DE MARCHANDISE SELS METALLIQUES PROD. CHIM. INORG. NDA PROD. CHIM. ORGAN. NDA
COMMODITY TOTAL POTASH	DENMK NORW U S A	4 17		1	1	DANMK NORV E-U	TOTAL DE MARCHANDISE POTASSE
AGRICULTURAL CHEMICALS SYNTHETIC RUBBER	NORW DENMK NORW	21 16 48 64		331	352	NORV DANMK DANMK NORV	TOTAL DE MARCHANDISE PRD. CHIM. AGRIC. NDA CAOUTCHOUC SYNTHETIQUE
COMMODITY TOTAL PLASTIC MATERIALS		205 142 44 53 97		161 161 6,614 21,100	214 258 6,614 21,100	DANMK NORV DANMK NORV LIBER AUTRE	TOTAL DE MARCHANDISE MATIÈRES PLASTIQUES
COMMODITY TOTAL DYE STUFF, PIGMENT, PAINT	DENMK DENMK NORW	253 30 41		21,100	21,100	DANMK DANMK NORV	TOTAL DE MARCHANDISE MAT. COLOR. PIG. PEINTURE
COMMODITY TOTAL CHEM. SPECIALTIES NES LUBRICATING OIL, GREASE PETROL. COAL PROD. NES PLATE & SHEET STEEL ALUMINIUM	DENMK DENMK NORW OTHER NORW DENMK NORW GREEK NORW U S A OTHER	86 1 1 2 1		11 1 1 2 1	86 1 1 2 1	AUTRE NORV DANMK NORV GRECQ NORV E-U AUTRE	TOTAL DE MARCHANDISE PROD. CHIM. SPECIAUX NDA HUILE, GRAISSE LUBRIF. DERIVE PETR. CHARB. NDA TOLES, FEUILLES D'ALUMINIUM
COMMODITY TOTAL COPPER AND ALLOYS		3 70 21 91		14 70 32 102	17 70 32 102	E-U DANMK ALL NORV	TOTAL DE MARCHANDISE CUIVRE ET ALLIAGES
COMMODITY TOTAL LEAD AND ALLOYS NICKEL AND ALLOYS	DENMK GER NORW U S A	64 352 3		7 7	11 71	DANMK ALL NORV	TOTAL DE MARCHANDISE PLOMB ET ALLIAGES NICKEL ET ALLIAGES
COMMODITY TOTAL ZINC AND ALLOYS	DENMK NORW	3 70 21 91		14 70 32 102	17 70 32 102	E-U DANMK ALL NORV	TOTAL DE MARCHANDISE ZINC ET ALLIAGES
COMMODITY TOTAL METAL FAB. BASIC PROD. BRICKS, TILES NES	DENMK DENMK NORW	13 31 117		11 11	102 132	DANMK DANMK NORV	TOTAL DE MARCHANDISE OUVR. DE BASE EN METAL BRIQUES, TUILLES NDA
COMMODITY TOTAL NON-MET. MIN. BASIC PROD.	DENMK NORW	148 32 51 83		11 11	148 180 51 83	DANMK NORV	TOTAL DE MARCHANDISE PROD. MIN. NON-MET. BASE
COMMODITY TOTAL MISC. FABRICATED PROD.	DENMK NORW	77 14 91		77 14 91	77 14 91	DANMK NORV	TOTAL DE MARCHANDISE OUVRAGES DIVERS
COMMODITY TOTAL TRACTORS MACHINERY NES	DENMK DENMK NORW OTHER	246 122 516		11 53 64	246 122 527 702	DANMK DANMK NORV AUTRE	TOTAL DE MARCHANDISE TRACTEURS MACHINES NDA
COMMODITY TOTAL		638		64	702		TOTAL DE MARCHANDISE



TABLE 1. CARGOES LOADED AT CANADIAN PORTS FOR FOREIGN COUNTRIES.

TABLEAU 1. MARCHANDISES CHARGÉES DANS LES PORTS CANADIENS A DESTINATION DE PAYS ÉTRANGERS.

COUNTRY OF ORIGIN AND KIND OF CARGO	REGISTRY OF VESSEL	ATLANTIC ATLANTIQUE	GREAT LAKES GRANDS LACS	PACIFIC PACIFIQUE	TOTAL TOTAL	IMMATIC. DU NAVIRE	PAYS DE DESTINATION ET MARCHANDISE
PHILLIPINES							PHILLIPINES
CONTR. PASS. AUTOS AND CHASSIS	DENMK	2,163			2,163	DANMK	SUITE VOITURES PART., CHASSIS
	NORW	799			799	NORV	
COMMODITY TOTAL		2,962			2,962		TOTAL DE MARCHANDISE CAMIONS ET CHASSIS
TRUCKS AND CHASSIS	DENMK	193			193	DANMK	
	NORW			1	1	NORV	
	U S A			1	1	E-U	
COMMODITY TOTAL		193		2	195		TOTAL DE MARCHANDISE MOTEURS DE VEH. AUTOM.
MOTOR VEHICLE ENGINES	DENMK	364			364	DANMK	
	GER	2			2	ALL	
	NORW	1,086		5	1,091	NORV	
COMMODITY TOTAL		1,452		5	1,457		TOTAL DE MARCHANDISE VEH. AUTOM. ROUTIERS NDA
ROAD MOTOR VEH. NES	DENMK	211			211	DANMK	
	NORW	26			26	NORV	
COMMODITY TOTAL		237			237		TOTAL DE MARCHANDISE MATERIEL DIVERS
EQUIPMENT MISC.	DENMK	13			13	DANMK	
	GER	5		60	69	ALL	
	NORW	9		1	1	NORV	
	U S A			1	1	E-U	
COMMODITY TOTAL		27		61	88		TOTAL DE MARCHANDISE ART. PERS. ET MENAGERS
PERSONAL, HOUSEHOLD GOODS	DENMK	31			31	DANMK	
	NORW	41		1	42	NORV	
	U S A			10	10	E-U	
COMMODITY TOTAL		72		11	83		TOTAL DE MARCHANDISE PRODUITS FINIS DIV. NDA
MISC. END PRODUCTS NES	DENMK	36			36	DANMK	
	GER	1		198	1	ALL	
	NORW	7		198	205	NORV	
COMMODITY TOTAL		44			242		TOTAL DE MARCHANDISE MARCHANDISES DIVERSES
GENERAL CARGO	DENMK	33			33	DANMK	
	NORW	16		23	39	NORV	
COMMODITY TOTAL		49		23	72		TOTAL DE MARCHANDISE FRET CONTENEURISE
CONTAINERIZED FREIGHT	DENMK	99			99	DANMK	
	NORW	23		2,478	2,501	NORV	
COMMODITY TOTAL		122		2,478	2,600		TOTAL DE MARCHANDISE
COUNTRY/REGION TOTAL		16,527*	*	215,207*	231,734*		TOTAL DE PAYS/REGION
TAIWAN							TAIWAN
FISH, CANNED	NORW			1	1	NORV	POISSON EN BOITES
DAIRY PROD., EGGS, HONEY	NORW	56			56	NORV	PROD. LAIT., DEUFS, MIEL
BARLEY	NORW	16,975		30,434	47,409	NORV	ORGE
	LIBER	16,204			16,204	LIBER	
COMMODITY TOTAL		33,179		30,434	63,613		TOTAL DE MARCHANDISE BLE
WHEAT	OTHER			44,973	44,973	AUTRE	
RAW HIDES AND SKINS	LIBER			80	80	LIBER	PEAUX ET CUIRS BRUT
	U S A			6	6	E-U	
COMMODITY TOTAL				86	86		TOTAL DE MARCHANDISE MINERAI, CONC. DE ZINC
ZINC ORE AND CONC.	LIBER			187	187	LIBER	
	U S A			78	78	E-U	
COMMODITY TOTAL				265	265		TOTAL DE MARCHANDISE AMIANTE
ASBESTOS	DENMK	1			1	DANMK	
	NORW	147		200	347	NORV	
	U S A			200	200	E-U	
COMMODITY TOTAL		148		400	548		TOTAL DE MARCHANDISE SOUFRE EN MINERAI
SULPHUR IN ORES	GER			16,755	16,755	ALL	
	GREEK			29,870	29,870	GREQQ	
	LIBER			115,487	115,487	LIBER	
	OTHER			24,136	24,136	AUTRE	
COMMODITY TOTAL				186,248	186,248		TOTAL DE MARCHANDISE DECHETS ET REBUTS NDA
WASTE AND SCRAP NES	NORW	202			202	NORV	
PULP	LIBER			5,303	5,303	LIBER	
	U S A			330	330	E-U	
	OTHER			1,332	1,332	AUTRE	
COMMODITY TOTAL				6,965	6,965		TOTAL DE MARCHANDISE PAPIER JOURNAL
NEWSPRINT PAPER	DENMK	478			478	DANMK	
	GER	90		325	415	ALL	
	NORW	172			172	NORV	
	LIBER	330		2,506	2,836	LIBER	
	OTHER			3,747	3,747	AUTRE	
COMMODITY TOTAL		1,070		6,578	7,648		TOTAL DE MARCHANDISE PAPIER NDA
PAPER NES	U S A			4	4	E-U	
TEXTILE FAB. MYL NES	GER	7			7	ALL	
ANIMAL OILS, EXC. MARINE	LIBER			376	376	LIBER	HUIL. ANIM. SAUF AN. MAR.
INORGANIC CHEMS. NES	U S A			4	4	E-U	
	OTHER			62	62	AUTRE	
COMMODITY TOTAL				66	66		TOTAL DE MARCHANDISE PROD. CHIM. ORGAN. NDA
ORGANIC CHEMICALS NES	NORW	9			9	NORV	
	U S A			62	62	E-U	
COMMODITY TOTAL		9		62	71		TOTAL DE MARCHANDISE POTASSE
POTASH	LIBER			17,361	17,361	LIBER	
	OTHER			8,040	8,040	AUTRE	
COMMODITY TOTAL				25,401	25,401		TOTAL DE MARCHANDISE ENGRAIS CHIMIQUE NDA
FERTILIZERS NES	OTHER			10,221	10,221	AUTRE	
CHEM. SPECIALTIES NES	NORW	6			6	NORV	
	U S A			2	2	E-U	
COMMODITY TOTAL		6		2	8		TOTAL DE MARCHANDISE

TABLE 1. CARGOES LOADED AT CANADIAN PORTS FOR FOREIGN COUNTRIES.

TABLEAU 1. MARCHANDISES CHARGÉES DANS LES PORTS CANADIENS A DESTINATION DE PAYS ÉTRANGERS.

COUNTRY OF DESTINATION AND KIND OF CARGO	REGISTRY OF VESSEL	ATLANTIC ATLANTIQUE	GREAT LAKES GRANDS LACS	PACIFIC PACIFIQUE	TOTAL TOTAL	IMMATIC. DU NAVIRE	PAYS DE DESTINATION ET MARCHANDISE
<b>TAIWAN</b>							<b>TAIWAN</b>
ALUMINUM	NORW LIBER			632	632	NORV LIBER	ALUMINIUM
COMMODITY TOTAL				548	548		
COPPER AND ALLOYS	NORW	5		1,180	1,180	NORV	TOTAL DE MARCHANDISE
LEAD AND ALLOYS	GER	8			8	ALL	CUIVRE ET ALLIAGES
	U S A			56	56	E-U	PLOMB ET ALLIAGES
	OTHER			142	142	AUTRE	
COMMODITY TOTAL		8		198	206		TOTAL DE MARCHANDISE
ZINC AND ALLOYS	U S A			719	719	E-U	ZINC ET ALLIAGES
METAL FAB. BASIC PROD.	NORW LIBER	1			1	NORV LIBER	OUVR. DE BASE EN METAL
	OTHER			84	84	AUTRE	
COMMODITY TOTAL		1		85	86		TOTAL DE MARCHANDISE
TRACTORS	NORW	2			2	NORV	TRACTEURS
MACHINERY NES	NORW	287		3	290	NORV	MACHINES NDA
PASS. AUTOS AND CHASSIS	NORW	203			203	NORV	VOITURES PART., CHASSIS
MOTOR VEHICLE ENGINES	NORW	330			330	NORV	MOTEURS DE VEH. AUTOM.
EQUIPMENT MISC.	NORW	1			1	NORV	MATERIEL DIVERS
MISC. END PRODUCTS NES	LIBER			1,042	1,042	LIBER	PRODUITS FINIS DIV. NDA
GENERAL CARGO	NORW	3			3	NORV	MARCHANDISES DIVERSES
CONTAINERIZED FREIGHT	U S A			476	476	E-U	FRET CONTENEURESE
	OTHER	1,281			1,281	AUTRE	
COMMODITY TOTAL		1,281		476	1,757		TOTAL DE MARCHANDISE
COUNTRY/REGION TOTAL		36,798*	*	315,785*	352,583*		TOTAL DE PAYS/REGION
<b>THAILAND</b>							<b>THAÏLANDE</b>
FISH, FRESH OR FROZEN	NORW			1	1	NORV	POISSON, FRAIS OU CONG.
FISH, SALTED OR CURED	DENMK	12			12	DANMK	POISSON, SALE OU FUME
WHEAT	DENMK			2,315	2,315	DANMK	BLE
	NORW			150	150	NORV	
COMMODITY TOTAL				2,465	2,465		TOTAL DE MARCHANDISE
WHEAT FLOUR	U K			140	140	R U	FARINE DE BLE
	DENMK	2			2	DANMK	
	NORW			861	861	NORV	
	U S A			276	276	E-U	
	OTHER			40	40	AUTRE	
COMMODITY TOTAL		2		1,317	1,319		TOTAL DE MARCHANDISE
CEREALS MILLED, NES	NORW	2			2	NORV	CEREALES MOULUES, NDA
APPLES	NORW			39	39	NORV	POMMES
SYRUP	DENMK	4			4	DANMK	SIROP
MISC. FOOD PREP. NES	DENMK	34			34	DANMK	DIV. PREP. ALIM. NDA
	NORW	10			10	NORV	
COMMODITY TOTAL		44		307	317		TOTAL DE MARCHANDISE
CONC. COMPLETE FEEDS	NORW			16	16	NORV	CONC., PROV. COMPLETES
TEXTILE FIBRES NES	DENMK	11			11	DANMK	FIBRES TEXTILES NDA
ZINC ORE AND CONC.	NORW			100	100	NORV	MINERAIS, CONC. DE ZINC
	U S A			29	29	E-U	
COMMODITY TOTAL				129	129		TOTAL DE MARCHANDISE
IRON AND STEEL SCRAP	DENMK	757			757	DANMK	DECHETS DE FER, D'ACIER
	LIBER			5,500	5,500	LIBER	
	PANAM			5,528	5,528	PANAM	
COMMODITY TOTAL		757		11,028	11,785		TOTAL DE MARCHANDISE
ASBESTOS	U K	1,516			1,516	R U	AMIANTE
	DENMK	592			592	DANMK	
	GREEK	4,489			4,489	GRECQ	
	NORW	1,342		1,038	2,380	NORV	
	U S A			415	415	E-U	
	OTHER	2,391			2,391	AUTRE	
COMMODITY TOTAL		10,330		1,453	11,783		TOTAL DE MARCHANDISE
CRUDE NON-MET. MIN. NES	DENMK	112			112	DANMK	MIN. NON-MET. BRUTS NDA
WASTE AND SCRAP NES	DENMK	98			98	DANMK	DECHETS ET REBUTS NDA
	NORW	30			30	NORV	
COMMODITY TOTAL		128			128		TOTAL DE MARCHANDISE
PULP	U K			3,448	3,448	R U	PATE
	DENMK			1,311	1,311	DANMK	
	GER	112			1,981	ALL	
	NETH			1,279	1,279	P-BAS	
	NORW	451			110	NORV	
	LIBER			1,262	1,262	LIBER	
	PANAM			2,677	2,677	PANAM	
	U S A			32	32	E-U	
	OTHER			4,519	4,519	AUTRE	
COMMODITY TOTAL		563		16,619	17,182		TOTAL DE MARCHANDISE
NEWSPRINT PAPER	U K	218			1,491	R U	PAPIER JOURNAL
	DENMK	337			337	DANMK	
	GER			65	65	ALL	
	GREEK	6,486			6,486	GRECQ	
	NETH			1,786	1,786	P-BAS	
	NORW	2,700			2,700	NORV	
	OTHER			4,887	4,887	AUTRE	
COMMODITY TOTAL		9,741		8,011	17,752		TOTAL DE MARCHANDISE
PAPER NES	DENMK	3			3	DANMK	PAPIER NDA
	NORW			15	15	NORV	
COMMODITY TOTAL		3		15	18		TOTAL DE MARCHANDISE

TABLE 1. CARGOES LOADED AT CANADIAN PORTS FOR FOREIGN COUNTRIES.

TABLEAU 1. MARCHANDISES CHARGÉES DANS LES PORTS CANADIENS A DESTINATION DE PAYS ÉTRANGERS.

COUNTRY OF DESTINATION AND KIND OF CARGO	REGISTRY OF VESSEL	ATLANTIC ATLANTIQUE	GREAT LAKES GRANDS LACS	PACIFIC PACIFIQUE	TOTAL TOTAL	IMMATIC. DU NAVIRE	PAYS DE DESTINATION ET MARCHANDISE
THAILAND CONT.							THAÏLANDE SUITE
PAPERBOARD	U S A			1	1	E-U	CARTON
BLOG.PAPER AND BOARD	DENMK	3			3	DANMK	PLAQ.CONSTR.,PAP/CART.
	NORW			1	1	NORV	
COMMOITY TOTAL		3		1	4		TOTAL DE MARCHANDISE
WET MACHINE BOARD	DENMK	2			2	DANMK	CARTON EN PATE PRESSE
	NORW	4			4	NORV	
COMMOITY TOTAL		6			6		TOTAL DE MARCHANDISE
TEXTILE FAB.MTL NES	DENMK	11			11	DANMK	OUVR.EN MAT.TEXT.NOA
	NORW	3			3	NORV	
COMMOITY TOTAL		14			14		TOTAL DE MARCHANDISE
METALLIC SALTS	DENMK	1			1	DANMK	SELS METALLIQUES
INDORGANIC CHEMS. NES	DENMK	18			18	DANMK	PROD.CHIM.INORG.NOA
ORGANIC CHEMICALS NES	DENMK	1			1	DANMK	PROD.CHIM.ORGAN.NOA
	GER	11			11	ALL	
	NORW	35		3	38	NORV	
COMMOITY TOTAL		47		3	50		TOTAL DE MARCHANDISE
PLASTIC MATERIALS	DENMK	18			18	DANMK	MATIERES PLASTIQUES
	GER	2			2	ALL	
	NORW	16			16	NORV	
COMMOITY TOTAL		36			36		TOTAL DE MARCHANDISE
DYESTUFF,PIGMENT,PAINT	DENMK	2			2	DANMK	MAT.COLOR.PIG.PEINTURE
CHEM.SPECIALTIES NES	DENMK	1			1	DANMK	PROD.CHIM.SPECIALS NOA
	NORW			5	5	NORV	
	U S A			10	10	E-U	
COMMOITY TOTAL		1		15	16		TOTAL DE MARCHANDISE
PETROL.COAL PROD.NES	DENMK	3			3	DANMK	DERIVE PETR.CHARB.NOA
BARNS AND RODS,STEEL	JAPAN			1,575	1,575	JAPON	BARRES ET TIGES ACIER
PLATE & SHEET STEEL	DENMK	441			441	DANMK	TOLES,FEUILLES DACIER
	JAPAN			1,575	1,575	JAPON	
COMMOITY TOTAL		441		1,575	2,016		TOTAL DE MARCHANDISE
STRUCTURAL SHAPES	JAPAN			1,575	1,575	JAPON	PROFILES DE CDNSTRUCT.
PIPES,TUBES:IRON,STEEL	JAPAN			1,575	1,575	JAPON	TUYAUX,TUBES:FER,ACIER
WIRE	DENMK	3			3	DANMK	FIL METALLIQUE
	NORW			12	12	NORV	
COMMOITY TOTAL		3		12	15		TOTAL DE MARCHANDISE
ALUMINIUM	DENMK	87			87	DANMK	ALUMINIUM
	NORW			320	320	NORV	
	LIBER			589	589	LIBER	
	OTHER			218	218	AUTRE	
COMMOITY TOTAL		87		1,127	1,214		TOTAL DE MARCHANDISE
COPPER AND ALLOYS	DENMK	121			121	DANMK	CUIVRE ET ALLIAGES
	GER	220			220	ALL	
	NORW	170		5	175	NORV	
COMMOITY TOTAL		511		5	516		TOTAL DE MARCHANDISE
NICKEL AND ALLOYS	NORW			6	6	NORV	NICKEL ET ALLIAGES
ZINC AND ALLOYS	NORW			1,021	1,021	NORV	ZINC ET ALLIAGES
	U S A			246	246	E-U	
COMMOITY TOTAL				1,267	1,267		TOTAL DE MARCHANDISE
NON-FERROUS METALS NES	NORW			496	496	NORV	METAUX NON-FERREUX NDA
METAL FAB.BASIC PROD.	DENMK	66			66	DANMK	OUVR.DE BASE EN METAL
	NORW			21	21	NORV	
COMMOITY TOTAL		66		21	87		TOTAL DE MARCHANDISE
GLASS BASIC PRODUCTS	DENMK	3			3	DANMK	OUVR.DE BASE EN VERRE
	NORW	1			1	NORV	
COMMOITY TOTAL		4			4		TOTAL DE MARCHANDISE
ASBESTOS BASIC PROD.	NORW			200	200	NORV	OUVR.DE BASE AMIANTE
MISC.FABRICATED PROD.	DENMK	61			61	DANMK	DUVRAGES DIVERS
TRACTORS	DENMK	42			42	DANMK	TRACTEURS
	NORW	12			19	NORV	
COMMOITY TOTAL		54		7	61		TOTAL DE MARCHANDISE
MACHINERY NES	DENMK	88			88	DANMK	MACHINES NDA
	GER	30			30	ALL	
	NORW	30		17	47	NORV	
COMMOITY TOTAL		148		17	165		TOTAL DE MARCHANDISE
MOTOR VEHICLE ENGINES	DENMK	55			55	DANMK	MOTEURS DE VEH.AUTOM.
	NORW	20			20	NORV	
COMMOITY TOTAL		75			75		TOTAL DE MARCHANDISE
EQUIPMENT MISC.	DENMK	11			11	DANMK	MATERIEL DIVERS
	NORW	9			20	NORV	
	U S A			33	42	E-U	
COMMOITY TOTAL		20		36	56		TOTAL DE MARCHANDISE
PERSONAL,HOUSEHOLD GOODS	DENMK	106			106	DANMK	ART.PERS.ET MENAGERS
	GER	1			1	ALL	
	NORW	2		3	5	NORV	
	U S A			1	1	E-U	
COMMOITY TOTAL		109		4	113		TOTAL DE MARCHANDISE
FIREARMS,AMMUNITION	DENMK	8			8	DANMK	ARMES A FEU,MUNITIONS
CONTAINERS,CLOSURES	DENMK	1			1	DANMK	CONTENEURS,FERMETURES
MISC. END PRODUCTS NES	DENMK	44			44	DANMK	PRODUITS FINIS DIV.NDA
	GER	1			1	ALL	
	NORW	2		57	59	NORV	
	U S A			4	4	E-U	
	OTHER			3	3	AUTRE	
COMMOITY TOTAL		47		64	111		TOTAL DE MARCHANDISE
GENERAL CARGO	DENMK	32			32	DANMK	MARCHANDISES DIVERSES
	NORW	5			5	NORV	

TABLE 1. CARGOES LOADED AT CANADIAN PORTS FOR FOREIGN COUNTRIES.

TABEAU 1. MARCHANDISES CHARGÉES DANS LES PORTS CANADIENS A DESTINATION DE PAYS ÉTRANGERS.

COUNTRY OF DESTINATION AND KIND OF CARGO	REGISTRY OF VESSEL	ATLANTIC ATLANTIQUE	GREAT LAKES GRANDS LACS	PACIFIC PACIFIQUE	TOTAL TOTAL	IMMATIC. DU NAVIRE	PAYS DE DESTINATION ET MARCHANDISE
<b>THAILAND CONT. COMMODITY TOTAL</b>		27		4	31		<b>THAÏLANDE SUITE</b>
CONTAINERIZED FREIGHT	DENMK	20			20	DANMK	TOTAL DE MARCHANDISE
	NDRW	10		1,124	1,134	NORV	FRET CONTENEURESE
	U S A			4	4	E-U	
<b>COMMODITY TOTAL</b>		30		1,128	1,158		<b>TOTAL DE MARCHANDISE</b>
<b>COUNTRY/REGION TOTAL</b>		23,532*	*	52,114*	75,646*		<b>TOTAL DE PAYS/REGION</b>
<b>USSR - PACIFIC BARLEY</b>				29,400	29,400	GRECQ	<b>URSS-PACIFIQUE</b>
	GREEK			25,032	25,032	LIBER	ORGE
	LIBER			35,727	35,727	AUTRE	
	OTHER			90,159	90,159		<b>TOTAL DE MARCHANDISE</b>
<b>COMMODITY TOTAL</b>	OTHER	39,415		375,901	415,316	AUTRE	BLE
<b>COUNTRY/REGION TOTAL</b>		39,415*	*	466,060*	505,475*		<b>TOTAL DE PAYS/REGION</b>
<b>VIET-NAM, SOUTH FISH, CANNED</b>	DENMK	705			705	DANMK	<b>VIET-NAM, SUD</b>
MILK POWDER	DENMK	364			364	DANMK	POISSON EN BOITES
MISC. FOOD PREP. NES	U S A			8	8	E-U	LAIT EN POUURE
DIST. ALCOHOLIC BEV.	U S A			1	1	E-U	DIV. PREP. ALIM. NDA
NEWSPRINT PAPER	LIBER			990	990	LIBER	BOISS. ALCOOL. DIST.
	OTHER			4,383	4,383	AUTRE	PAPIER JOURNAL
<b>COMMODITY TOTAL</b>				5,373	5,373		<b>TOTAL DE MARCHANDISE</b>
MISC. END PRODUCTS NES	DENMK	1			1	DANMK	PRODUITS FINIS OIV. NDA
CONTAINERIZED FREIGHT	OTHER	28			28	AUTRE	FRET CONTENEURESE
<b>COUNTRY/REGION TOTAL</b>		1,098*	*	5,382*	6,480*		<b>TOTAL DE PAYS/REGION</b>
<b>AUSTRALIA MEAT, FRESH OR FROZEN</b>	GER	414			414	ALL	<b>AUSTRALIE</b>
FISH, FRESH OR FROZEN	DENMK			85	85	DANMK	VIANDE, FRAICHE / CONG.
	GER			13	13	ALL	POISSON, FRAIS OU CONG.
	NDRW			62	62	NORV	
	U S A			110	110	E-U	<b>TOTAL DE MARCHANDISE</b>
	OTHER			2	2	AUTRE	POISSON EN BOITES
<b>COMMODITY TOTAL</b>				272	272		
FISH, CANNED	U K			403	403	R U	
	DENMK			249	249	DANMK	
	GER			37	37	ALL	<b>TOTAL DE MARCHANDISE</b>
	NORV			15	15	NORV	MAIS
	U S A			11	11	E-U	FARINE DE BLE
	OTHER			4	4	AUTRE	FRUITS, BAIES FRAIS
<b>COMMODITY TOTAL</b>				719	719		LEGUMES, CONGELES
CORN	U S A			21	21	E-U	LEGUMES, SECS
WHEAT FLOUR	NORV			100	100	NORV	PREP. DE LEGUMES NDA
FRESH FRUITS, BERRIES	NORV			1	1	NORV	SIROP
VEGETABLES, FROZEN	NORV			12	12	NORV	CAFE
VEGETABLES, DRIED	NORV			12	12	NORV	EPICES
VEGETABLE PREP. NES	GER			20	20	ALL	BOYAUX A SAUCISSES
SYRUP	DENMK	1			1	DANMK	DIV. PREP. ALIM. NDA
COFFEE	U K	2			2	R U	
SPICES	GER			8	8	ALL	
SAUSAGE SKINS, CASINGS	SWEDN	7			7	SUEDE	
MISC. FOOD PREP. NES	OTHER			2	2	AUTRE	
	U K	8		23	31	R U	
	NORV	4			4	NORV	
	SWEDN	16			16	SUEDE	
	U S A			2	2	E-U	
	OTHER	8			8	AUTRE	
<b>COMMODITY TOTAL</b>		36		25	61		<b>TOTAL DE MARCHANDISE</b>
CONC. COMPLETE FEEDS	GER			20	20	ALL	CONC., PRDV. COMPLETES
DIST. ALCOHOLIC BEV.	DENMK			6	6	DANMK	BOISS. ALCOOL. DIST.
	GER			9	9	ALL	
<b>COMMODITY TOTAL</b>				15	15		<b>TOTAL DE MARCHANDISE</b>
CRUDE ANIMAL PROD. NES	NORV			94	94	NORV	PR. BRUTS ORIG. ANIM. NDA
SEEDS FOR SOWING NES	GER			17	17	ALL	GRAINES DE SEMENCE NDA
FLAXSEED	GREEK			11,273	11,273	GRECQ	GRAINE DE LIN
RAPESEED	GER			16	16	ALL	GRAINE DE CULZA
	GREEK			8,086	8,086	GRECQ	
	NORV			6	6	NORV	
<b>COMMODITY TOTAL</b>				8,108	8,108		<b>TOTAL DE MARCHANDISE</b>
TEXTILE FIBRES NES	U K		240		240	R U	FIBRES TEXTILES NDA
	GER		153		153	ALL	
	GREEK		422		422	GRECQ	
	NORV	442	205		647	NORV	
	SWEDN	393	187		580	SUEDE	
	OTHER	159	204		363	AUTRE	
<b>COMMODITY TOTAL</b>		994	1,411		2,405		<b>TOTAL DE MARCHANDISE</b>
IRON ORE AND CONC.	GER			9	9	ALL	MINERAL, CONC. DE FER
	GREEK			7,330	7,330	GRECQ	
	SWEDN	24		6,136	6,136	SUEDE	

TABLE 1. CARGOES LOADED AT CANADIAN PORTS FOR FOREIGN COUNTRIES.

TABEAU 1. MARCHANDISES CHARGÉES DANS LES PORTS CANADIENS A DESTINATION DE PAYS ÉTRANGERS.

COUNTRY OF DESTINATION AND KIND OF CARGO	REGISTRY OF VESSEL	ATLANTIC ATLANTIQUE	GREAT LAKES GRANDS LACS	PACIFIC PACIFIQUE	TOTAL TOTAL	IMMATIC. DU NAVIRE	PAYS DE DESTINATION ET MARCHANDISE
AUSTRALIA CONT.							AUSTRALIE SUITE
COMMODITY TOTAL ORES AND CONC.NES	DENMK	26		13,333	13,359		TOTAL DE MARCHANDISE MINÉRAIS ET CONC.NDA
	GER			10	10	DANMK	
	OTHER			15	15	ALL	
COMMODITY TOTAL COAL, NES	U K			30	30	R U	TOTAL DE MARCHANDISE CHARBON, NDA
ASBESTOS	U K	7,014		3,549	10,563	R U	AMIANTE
	GER			2,150	2,150	ALL	
	NETH	945			945	P.BAS	
	NDRW	52		4,038	4,090	NORV	
	SWEDN	119			119	SUEDE	
	U S A			1,305	1,305	E-U	
	OTHER	3,990		1,135	5,125	AUTRE	
COMMODITY TOTAL BENTONITE	GREEK	12,120		12,177	24,297	GRECQ	TOTAL DE MARCHANDISE BENTONITE
COMMODITY TOTAL SAND AND GRAVEL	SWEDN			12,325	12,325	SUEDE	
	U K	651		8,400	8,400	R U	TOTAL DE MARCHANDISE SABLE ET GRAVIERS
	GREEK	293		20,725	20,725	GRECQ	
	NDRW	491			651	NORV	
	SWEDN	899			293	SUEDE	
	OTHER	386			491	AUTRE	
COMMODITY TOTAL SULPHUR IN ORES	OTHER	2,720			386		TOTAL DE MARCHANDISE SOUFRE EN MINÉRAI
	U K			204,216	204,216	R U	
	GER			22,183	22,183	ALL	
	GREEK			15,512	15,512	GRECQ	
	NORW			52,299	52,299	NORV	
	LIBER			16,510	16,510	LIBER	
COMMODITY TOTAL CRUDE NON-MET.MIN.NES	U K	987	68	310,720	310,720	R U	TOTAL DE MARCHANDISE MIN.NON-MET.BRUTS NDA
	GREEK	340	72		1,055	R U	
	NDRW	169	169		412	GRECQ	
	SWEDN	288			338	NORV	
COMMODITY TOTAL WASTE AND SCRAP NES	OTHER	1,784	309		288	SUEDE	
RUBBER FAB.MATERIALS	GREEK			1,736	2,093	GRECQ	TOTAL DE MARCHANDISE DECHETS ET REBUTS NDA
COMMODITY TOTAL LUMBER AND TIMBER	U K	1			1,736	R U	DEMI-PRODUITS EN BOIS
	U S A	1			1	E-U	
	U K			52,806	52,806	R U	TOTAL DE MARCHANDISE BOIS DŒUVRE ET CHARP.
	GER			4,511	4,511	ALL	
	GREEK			24,092	24,092	GRECQ	
	NETH			8,836	8,836	P.BAS	
	NORW			52,197	52,197	NORV	
	SWEDN			10,836	10,836	SUEDE	
	LIBER			7,175	7,175	LIBER	
	U S A			4,415	4,415	E-U	
	OTHER			1,344	1,344	AUTRE	
COMMODITY TOTAL SHINGLES AND SHAKES	OTHER			166,212	166,212		TOTAL DE MARCHANDISE BARDEAUX, BARO.FACADE
	U K			5	5	R U	
	NORW			19	19	NORV	
	SWEDN			14	14	SUEDE	
COMMODITY TOTAL VENEER, PLYWOOD				38	38		TOTAL DE MARCHANDISE PLACAGES, CONTRE-PLAQ.
WOOD FAB.MATERIALS	NORW			4	4	NORV	DEMI-PRODUITS EN BOIS
	DENMK			11	11	DANMK	
	SWEDN	1			1	SUEDE	
COMMODITY TOTAL PULP	OTHER	1			12		TOTAL DE MARCHANDISE PATE
	U K			18,764	18,764	R U	
	DENMK			3,617	3,617	DANMK	
	GER	1,630	520	4,034	6,184	ALL	
	GREEK	1,122	557	3,003	4,682	GRECQ	
	NETH			3,811	3,811	P.BAS	
	NDRW	1,067		19,708	20,775	NORV	
	SWEDN	879	888	5,019	6,786	SUEDE	
	LIBER	1,176			1,176	LIBER	
	U S A				1,001	E-U	
	OTHER	1,602		1,001	4,353	AUTRE	
COMMODITY TOTAL NEWSPRINT PAPER	OTHER	7,476	1,965		71,149		TOTAL DE MARCHANDISE PAPIER JOURNAL
	U K	33,109			50,432	R U	
	DENMK				2,547	DANMK	
	GER	6,143			991	ALL	
	GREEK				219	GRECQ	
	NETH	14,601			3,809	P.BAS	
	NORW	622			25,193	NORV	
	SWEDN	475			1,920	SUEDE	
	LIBER	3,505			3,505	LIBER	
	U S A				4,546	E-U	
	OTHER	8,817			4,296	AUTRE	
COMMODITY TOTAL PAPER NES	OTHER	67,272			13,113		TOTAL DE MARCHANDISE PAPIER NDA
	U K	81			60,844	R U	
	DENMK				206	DANMK	
	GER	213			383	ALL	
	GREEK				238	GRECQ	
	NDRW	88			2,096	NORV	
	SWEDN	47			75	SUEDE	
	U S A				122	LIBER	
	OTHER	654			2	E-U	
COMMODITY TOTAL	OTHER	1,083			365	AUTRE	TOTAL DE MARCHANDISE
				3,487	4,570		

TABLE 1. CARGOES LOADED AT CANADIAN PORTS FOR FOREIGN COUNTRIES.

TABLEAU 1. MARCHANDISES CHARGÉES DANS LES PORTS CANADIENS A DESTINATION DE PAYS ÉTRANGERS.

COUNTRY OF DESTINATION AND KIND OF CARGO	REGISTRY OF VESSEL	ATLANTIC ATLANTIQUE	GREAT LAKES GRANDS LACS	PACIFIC PACIFIQUE	TOTAL TOTAL	IMMATIC. OU NAVIRE	PAYS DE DESTINATION ET MARCHANDISE
AUSTRALIA CONT. PAPERBOARD	U K DENMK GER GREEK NORW SWEDN U S A			1,680 228 48 625 1,930 1,446 33	1,680 228 48 625 1,930 1,446 33	R U DANMK ALL GRECQ NORV SUEDE E-U	AUSTRALIE SUITE CARTON
COMMODITY TOTAL BLDG.PAPER AND BOARD	U K SWEDN	267 162			267 162	R U SUEDE	TOTAL DE MARCHANDISE PLAQ.CONSTR.,PAP/CART.
COMMODITY TOTAL WET MACHINE BOARD	U K SWEDN	429	10		429 10	R U SUEDE	TOTAL DE MARCHANDISE CARTON EN PATE PRESSE
COMMODITY TOTAL TEXTILE FAB.MTL NES	U K GREEK SWEDN	10 2	10		20 2	R U GRECQ SUEDE	TOTAL DE MARCHANDISE OUVR.EN MAT.TEXT.NDA
COMMODITY TOTAL DILS,FATS,WAXES NES	SWEDN OTHER	20 22 111 11	235		257 111 11	SUEDE AUTRE	TOTAL DE MARCHANDISE HUIL.MAT.GRAS.CIRE NDA
COMMODITY TOTAL SULPHURIC ACID METALLIC SALTS INORGANIC CHEMS. NES	DENMK OTHER U K DENMK GER SWEDN U S A OTHER	3,657		11	11 3,657 6 21 54 241 1 46	DANMK AUTRE R U DANMK ALL SUEDE E-U AUTRE	TOTAL DE MARCHANDISE ACIDE SULFURIQUE SELS METALLIQUES PROD.CHIM.INORG.NDA
COMMODITY TOTAL ORGANIC CHEMICALS NES	U K GER SWEDN LIBER U S A	241 95 171 3		17 6 11	369 101 11 171 3	R U ALL SUEDE LIBER E-U	TOTAL DE MARCHANDISE PROD.CHIM.ORGAN.NDA
COMMODITY TOTAL POTASH	U K GREEK NORW	269		17 34	303 58,400 12,720 28,800 99,920	R U GRECQ NORV	TOTAL DE MARCHANDISE POTASSE
COMMODITY TOTAL FERTILIZERS NES SYNTHETIC RUBBER	DENMK NORW SWEDN	192 9		1	192 9	DANMK NORV SUEDE	TOTAL DE MARCHANDISE ENGRAIS CHIMIQUE NDA CAOUTCHOUC SYNTHETIQUE
COMMODITY TOTAL PLASTIC MATERIALS	U K GER GREEK NORW SWEDN U S A OTHER	201 72	26 20 48 40 44		201 98 20 48 70 335 2 11	R U ALL GRECQ NORV SUEDE E-U AUTRE	TOTAL DE MARCHANDISE MATIERES PLASTIQUES
COMMODITY TOTAL DYESTUFF,PIGMENT,PAINT	U K NORW SWEDN	404 5	178		584 5	R U NORV SUEDE	TOTAL DE MARCHANDISE MAT.COLOR.PIG.PEINTURE
COMMODITY TOTAL CHEM.SPECIALTIES NES	DENMK GER SWEDN	14 624		1 18 2	15 18 2	DANMK ALL SUEDE	TOTAL DE MARCHANDISE PROD.CHIM.SPECTAUX NDA
COMMODITY TOTAL LUBRICATING OIL,GREASE	NORW SWEDN	624	72 23		644 72 23	NORV SUEDE	TOTAL DE MARCHANDISE HUILE,GRASSE LUBRIF.
COMMODITY TOTAL PETROL.COAL PROD.NES	U K SWEDN	95 737			95 737 740	R U SUEDE	TOTAL DE MARCHANDISE DERIVE PETR.CHARB.NDA
COMMODITY TOTAL FERRO-ALLOYS PRIMARY IRON,STEEL NES CASTINGS,FORGINGS BARS AND RODS,STEEL	LIBER GER U K GER SWEDN	147	95 1,144 4		147 147 1,144 4	LIBER ALL R U ALL SUEDE	TOTAL DE MARCHANDISE FERRO-ALLIAGES FER,ACIER PRIMAIR.NDA MOUL.PIECES FDRGÉES BARRÉS ET TIGES ACIER
COMMODITY TOTAL PLATE & SHEET STEEL	U K GER SWEDN	149 1	4 50		153 1 50	R U ALL SUEDE	TOTAL DE MARCHANDISE TOLES,FEUILLES DACIER
COMMODITY TOTAL STRUCTURAL SHAPES WIRE	U K GER NORW SWEDN OTHER	6 7 6	50		6 57 6	R U ALL NORV SUEDE AUTRE	TOTAL DE MARCHANDISE PROFILES DE CONSTRUCT. FIL METALLIQUE
COMMODITY TOTAL ALUMINUM	U K NETH SWEDN	20 29 24 17		7	27 29 24 17	R U P-BAS SUEDE	TOTAL DE MARCHANDISE ALUMINIUM
COMMODITY TOTAL		70			70		TOTAL DE MARCHANDISE

TABLE 1. CARGOES LOADED AT CANADIAN PORTS FOR FOREIGN COUNTRIES.

TABLEAU 1. MARCHANDISES CHARGÉES DANS LES PORTS CANADIENS A DESTINATION DE PAYS ÉTRANGERS.

COUNTRY OF ORIGIN AND KIND OF CARGO	REGISTRY OF VESSEL	ATLANTIC ATLANTIQUE	GREAT LAKES GRANDS LACS	PACIFIC PACIFIQUE	TOTAL TOTAL	IMMATIC. DU NAVIRE	PAYS DE DESTINATION ET MARCHANDISE
AUSTRALIA CONT.							AUSTRALIE SUITE
LEAD AND ALLOYS	NORW			39	39	NORV	PLOMB ET ALLIAGES
NICKEL AND ALLOYS	GER			11	11	ALL	NICKEL ET ALLIAGES
	NORW			10	10	NORV	
COMMODITY TOTAL				21	21		TOTAL DE MARCHANDISE
ZINC AND ALLOYS	NORW			55	55	NORV	ZINC ET ALLIAGES
NON-FERROUS METALS NES	U K	6			6	R U	METEAUX NON-FERREUX NDA
	NORW			5	5	NORV	
	JAPAN	8			8	JAPON	
COMMODITY TOTAL		14		5	19		TOTAL DE MARCHANDISE
METAL FAB.BASIC PRDD.	U K	23			23	R U	OUVR.DE BASE EN METAL
	DENMK			3	3	DANMK	
	GER			19	19	ALL	
	NORW	75			75	NORV	
	SWEDN	52			52	SUEDE	
	OTHER			61	61	AUTRE	
COMMODITY TOTAL		150		83	233		TOTAL DE MARCHANDISE
GLASS BASIC PRODUCTS	U K	1			1	R U	OUVR.DE BASE EN VERRE
ASBESTOS BASIC PROD.	U K	1			1	R U	OUVR.DE BASE AMIANTE
CEMENT	U K	2			2	R U	CIMENT
NON-MET.MIN.BASIC PRDD	U K	322			322	R U	PROD.MIN.NON-MET.BASE
	NETH	34			34	P-BAS	
	SWEDN	6			6	SUEDE	
COMMODITY TOTAL		362			362		TOTAL DE MARCHANDISE
MISC.FABRICATED PRDD.	GER			1	1	ALL	OUVRAGES DIVERS
TRACTORS	U K	111		30	141	R U	TRACTEURS
	GER			225	225	ALL	
	OTHER			7	7	AUTRE	
COMMODITY TOTAL		111		262	373		TOTAL DE MARCHANDISE
MACHINERY NES	U K	549	8	3	560	R U	MACHINES NDA
	DENMK			27	27	DANMK	
	GER		32	210	242	ALL	
	GREEK		26		26	GRECQ	
	NORW	36		2	38	NORV	
	SWEDN	57	25		82	SUEDE	
	U S A			19	19	E-U	
	OTHER	13		16	29	AUTRE	
COMMODITY TOTAL		655	91	277	1,023		TOTAL DE MARCHANDISE
RAILWAY ROLLING STOCK	DENMK			7	7	DANMK	MAT.ROUL.DE CH.DE FER
BUSES AND CHASSIS	OTHER			3	3	AUTRE	AUTOBUS ET CHASSIS
MOTOR VEHICLE ENGINES	U K	6		18	24	R U	MOTEURS DE VEH.AUTOM.
	DENMK			70	70	DANMK	
	GER	604	2	3	609	ALL	
	NORW	151		24	175	NORV	
	SWEDN	2,125			2,125	SUEDE	
	U S A			1	1	E-U	
COMMODITY TOTAL		2,886	2	116	3,004		TOTAL DE MARCHANDISE
SHIPS,AIRCRAFT,MIS.VEH	OTHER			2	2	AUTRE	NAVIRES,AVIONS,VEH.DIV
EQUIPMENT MISC.	U K	3			3	R U	MATERIEL DIVERS
	DENMK			42	42	DANMK	
	GER			8	8	ALL	
	NORW	7		4	11	NORV	
	SWEDN	62			62	SUEDE	
	U S A			31	31	E-U	
COMMODITY TOTAL		72		85	157		TOTAL DE MARCHANDISE
PERSONAL,HOUSEHOLD GOODS	U K	27		71	98	R U	ART.PERS.ET MENAGERS
	DENMK			15	15	DANMK	
	GER			19	19	ALL	
	NORW	1		13	14	NORV	
	SWEDN	13			13	SUEDE	
	U S A			23	23	E-U	
	OTHER		1	24	25	AUTRE	
COMMODITY TOTAL		41	1	165	207		TOTAL DE MARCHANDISE
FIREARMS,AMMUNITION	U K	6			6	R U	ARMES A FEU,MUNITIONS
CONTAINERS,CLOSURES	SWEDN	1			1	SUEDE	CONTENEURS,FERMETURES
MISC. END PRODUCTS NES	DENMK			65	65	DANMK	PRODUITS FINIS DIV.NDA
	GER		2	199	201	ALL	
	NORW			1	1	NORV	
	SWEDN	395			395	SUEDE	
	U S A			3	3	E-U	
	OTHER	430			430	AUTRE	
COMMODITY TOTAL		825	2	268	1,095		TOTAL DE MARCHANDISE
GENERAL CARGO	U K	9		5	14	R U	MARCHANDISES DIVERSES
	DENMK			5	5	DANMK	
	GER			8	8	ALL	
	NORW	23		12	35	NORV	
	SWEDN	71			71	SUEDE	
	OTHER	28		1	29	AUTRE	
COMMODITY TOTAL		131		31	162		TOTAL DE MARCHANDISE
CONTAINERIZED FREIGHT	U K	40,682			40,682	R U	FRET CONTENEURESE
	DENMK			52	52	DANMK	
	GER	32,385		56	32,441	ALL	
	NORW	2			2	NORV	
	JAPAN	20			20	JAPON	
	OTHER	5,590			5,590	AUTRE	
COMMODITY TOTAL		78,679		108	78,787		TOTAL DE MARCHANDISE
COUNTRY/REGION TOTAL		182,026*	5,592*	779,406*	970,024*		TOTAL DE PAYS/REGION

TABLE 1. CARGOES LOADED AT CANADIAN PORTS FOR FOREIGN COUNTRIES.

TABEAU 1. MARCHANDISES CHARGÉES DANS LES PORTS CANADIENS A DESTINATION DE PAYS ÉTRANGERS.

COUNTRY OF DESTINATION AND KIND OF CARGO	REGISTRY OF VESSEL	ATLANTIC ATLANTIQUE	GREAT LAKES GRANDS LACS	PACIFIC PACIFIQUE	TOTAL TOTAL	IMMATIC. DU NAVIRE	PAYS DE DESTINATION ET MARCHANDISE
<b>FIJI</b>							
FISH, FRESH OR FROZEN	NORW			1	1	NORV	FIDJI
FISH, CANNED	U K			1	1	R U	POISSON, FRAIS OU CONG.
WHEAT FLOUR	NORW			15	15	NORV	POISSON EN BOITES
TEXTILE FIBRES NES	NORW			1	1	NORV	FARINE DE BLE
LUMBER AND TIMBER	NORW			1,060	1,060	NORV	FIBRES TEXTILES NDA
SHINGLES AND SHAKES	NORW			29	29	NORV	BOIS OEUVRE ET CHARP.
NEWSPRINT PAPER	NORW			69	69	NORV	BARDEAUX, BARD. FACADE
PAPER NES	NORW			103	103	NORV	PAPIER JOURNAL
METAL FAB. BASIC PROD.	NORW			4	4	NORV	PAPIER NDA
PERSONAL, HSEHOLD GOODS	U K			1	1	R U	OUVR. DE BASE EN METAL
	NORW			3	3	NORV	ART. PERS. ET MENAGERS
COMMODITY TOTAL				4	4		TOTAL DE MARCHANDISE
COUNTRY/REGION TOTAL		*	*	1,287*	1,287*		TOTAL DE PAYS/REGION
<b>NEW ZEALAND</b>							
MEAT, FRESH OR FROZEN	U K			1	1	R U	NOUV.- ZELANDE
FISH, FRESH OR FROZEN	U K			296	296	R U	VIANDE, FRAICHE / CONG.
	DENMK			14	14	DANMK	POISSON, FRAIS OU CONG.
COMMODITY TOTAL				310	310		TOTAL DE MARCHANDISE
FISH, CANNED	U K			432	432	R U	POISSON EN BOITES
	DENMK			5	5	DANMK	
	U S A			9	9	E-U	
	OTHER			27	27	AUTRE	
COMMODITY TOTAL				473	473		TOTAL DE MARCHANDISE
CEREALS UNMILLED, NES	U K			3	3	R U	GEREALES NON MOUL., NDA
APPLES	U K			221	221	R U	POMMES
FRUITS, PREP. CANNED	U K			7	7	R U	FRUITS PREP. EN BOITE
VEGETABLES, DRIED	U K			10	10	R U	LEGUMES, SECS
SAUSAGE SKINS, CASINGS	U K			7	7	R U	BOYAUX A SAUCISSES
MISC. FOOD PREP. NES	U K			2	2	R U	DIV. PREP. ALIM. NDA
	DENMK			13	13	DANMK	
COMMODITY TOTAL				15	15		TOTAL DE MARCHANDISE
CONC. COMPLETE FEEDS	U K			1	1	R U	CONC., PROD. COMPLETES
DIST. ALCOHOLIC BEV.	U K			4	4	R U	BOISS. ALCOOL. DIST.
	U S A			2	2	E-U	
COMMODITY TOTAL				6	6		TOTAL DE MARCHANDISE
SEEDS FOR SOWING NES	U K			4	4	R U	GRAINES DE SEMENCE NDA
ASBESTOS	U K	4,723		2,573	7,296	R U	AMIANTE
	NETH	349			349	P. BAS	
	U S A			395	395	E-U	
COMMODITY TOTAL		5,072		2,968	8,040		TOTAL DE MARCHANDISE
SULPHUR IN ORES	U K			70,616	70,616	R U	SOUFRE EN MINERAL
	NORW			65,371	65,371	NORV	
	LIBER			18,592	18,592	LIBER	
COMMODITY TOTAL				154,579	154,579		TOTAL DE MARCHANDISE
RUBBER FAB. MATERIALS	U K			3	3	R U	DEMI-PROD. CAOUTCHOUC
	U S A			2	2	E-U	
COMMODITY TOTAL				5	5		TOTAL DE MARCHANDISE
LUMBER AND TIMBER	U K			2,517	2,517	R U	BOIS OEUVRE ET CHARP.
	DENMK			26	26	DANMK	
COMMODITY TOTAL				2,543	2,543		TOTAL DE MARCHANDISE
SHINGLES AND SHAKES	U K			6	6	R U	BARDEAUX, BARD. FACADE
COOPERAGE STOCK	U K			88	88	R U	DEMI-PROD. TONNELLERIE
	DENMK			17	17	DANMK	
COMMODITY TOTAL				105	105		TOTAL DE MARCHANDISE
WOOD FAB. MATERIALS	U K			30	30	R U	DEMI-PRODUITS EN BOIS
	DENMK			5	5	DANMK	
COMMODITY TOTAL				35	35		TOTAL DE MARCHANDISE
PULP	OTHER			1,410	1,410	AUTRE	PATE
NEWSPRINT PAPER	LIBER	10			10	LIBER	PAPIER JOURNAL
PAPER NES	U K			12	12	R U	PAPIER NDA
PAPERBOARD	U K			11	11	R U	CARTON
TEXTILE FAB. MTL NES	U K			8	8	R U	OUVR. EN MAT. TEXT. NDA
	DENMK			10	10	DANMK	
	SWEDN			2	2	SUEDE	
COMMODITY TOTAL		10		10	20		TOTAL DE MARCHANDISE
METALLIC SALTS	U K			30	30	R U	SELS METALLIQUES
INORGANIC CHEMS. NES	U K			18	18	R U	PROD. CHIM. INORG. NDA
	DENMK			8	8	DANMK	
COMMODITY TOTAL				26	26		TOTAL DE MARCHANDISE
ORGANIC CHEMICALS NES	U K			16	16	R U	PROD. CHIM. ORGAN. NDA
	DENMK			18	18	DANMK	
	LIBER	11			11	LIBER	
	U S A			35	35	E-U	
COMMODITY TOTAL		11		69	80		TOTAL DE MARCHANDISE
POTASH	U K			13,440	13,440	R U	POTASSE
	GREEK			16,240	16,240	GRECQ	
	NORW			23,464	23,464	NORV	
	LIBER			20,332	20,332	LIBER	
	JAPAN			17,976	17,976	JAPON	
COMMODITY TOTAL				91,452	91,452		TOTAL DE MARCHANDISE
FERTILIZERS NES	U K			7,687	7,687	R U	ENGRAIS CHIMIQUE NDA
PLASTIC MATERIALS	U K			1	1	R U	MATIERES PLASTIQUES
	LIBER					LIBER	



TABLE 1. CARGOES LOADED AT CANADIAN PORTS FOR FOREIGN COUNTRIES.

TABLEAU 1. MARCHANDISES CHARGÉES DANS LES PORTS CANADIENS A DESTINATION DE PAYS ÉTRANGERS.

COUNTRY OF DESTINATION AND KIND OF CARGO	REGISTRY OF VESSEL	ATLANTIC ATLANTIQUE	GREAT LAKES GRANDS LACS	PACIFIC PACIFIQUE	TOTAL TOTAL	IMMATIC. DU NAVIRE	PAYS DE DESTINATION ET MARCHANDISE
NEW ZEALAND CONT.							NOUV.- ZELANDE SUITE
COMMODITY TOTAL		11		1	12		TOTAL DE MARCHANDISE
CHEM. SPECIALTIES NES	SWEDN	12			12	SUEDE	PROD. CHIM. SPECIAUX NDA
PETROL. COAL PROD. NES	U K	15			15	R U	DERIVE PETR. CHARB. NDA
PLATE & SHEET STEEL	U K		1,470	35	35	R U	TOLES, FEUILLES DACIER
	LIBER				1,470	LIBER	
	OTHER			1	1	AUTRE	
COMMODITY TOTAL			1,470	36	1,506		TOTAL DE MARCHANDISE
STRUCTURAL SHAPES	U S A			2	2	E-U	PROFILES DE CONSTRUCT.
WIRE	U K			63	63	R U	FIL METALLIQUE
	DENMK			100	100	DANMK	
	U S A			3	3	E-U	
COMMODITY TOTAL				166	166		TOTAL DE MARCHANDISE
ALUMINUM	U K			338	338	R U	ALUMINIUM
	NETH	1,380			1,380	P. BAS	
COMMODITY TOTAL		1,380		338	1,718		TOTAL DE MARCHANDISE
COPPER AND ALLOYS	U K			577	577	R U	CUIVRE ET ALLIAGES
METAL FAB. BASIC PROD.	U K			92	92	R U	OUVR. DE BASE EN METAL
	DENMK			2	2	DANMK	
	LIBER	25			25	LIBER	
	U S A			4	4	E-U	
	OTHER			1	1	AUTRE	
COMMODITY TOTAL		25		99	124		TOTAL DE MARCHANDISE
MISC. FABRICATED PROD.	U K			2	2	R U	OUVRAGES DIVERS
TRACTORS	U K	139		14	153	R U	TRACTEURS
	DENMK			56	56	DANMK	
COMMODITY TOTAL		139		70	209		TOTAL DE MARCHANDISE
MACHINERY NES	U K			339	639	R U	MACHINES NDA
	DENMK			179	179	DANMK	
	U S A			30	30	E-U	
	OTHER	86		4	90	AUTRE	
COMMODITY TOTAL		386		552	938		TOTAL DE MARCHANDISE
RAILWAY ROLLING STOCK	NETH	1,647			1,647	P. BAS	MAT. ROUL. DE CH. DE FER
PASS. AUTOS AND CHASSIS	U K			47	47	R U	VOITURES PART., CHASSIS
	DENMK			2	2	DANMK	
	U S A			2	2	E-U	
	OTHER			2	2	AUTRE	
COMMODITY TOTAL				53	53		TOTAL DE MARCHANDISE
TRUCKS AND CHASSIS	U K			23	23	R U	CAMIONS ET CHASSIS
MOTOR VEHICLE ENGINES	U K			24	24	R U	MOTEURS DE VEH. AUTOM.
	DENMK			24	24	DANMK	
	U S A			2	2	E-U	
COMMODITY TOTAL				50	50		TOTAL DE MARCHANDISE
ROAD MOTOR VEH. NES	U K			3	3	R U	VEH. AUTOM. ROUTIERS NDA
	GREEK	5			5	GRECQ	
COMMODITY TOTAL		5		3	8		TOTAL DE MARCHANDISE
SHIPS, AIRCRAFT, MIS. VEH	U K	48		4	52	R U	NAVIRES, AVIONS, VEH. DIV
EQUIPMENT MISC.	U K	111		47	158	R U	MATERIEL DIVERS
	DENMK			36	36	DANMK	
	U S A			7	7	E-U	
COMMODITY TOTAL		111		90	201		TOTAL DE MARCHANDISE
PERSONAL, HOUSEHOLD GOODS	U K			76	76	R U	ART. PERS. ET MENAGERS
	DENMK			17	17	DANMK	
	GREEK	1			1	GRECQ	
	U S A			12	12	E-U	
	OTHER			5	5	AUTRE	
COMMODITY TOTAL		1		110	111		TOTAL DE MARCHANDISE
CONTAINERS, CLOSURES	U K			100	100	R U	CONTENEURS, FERMETURES
MISC. END PRODUCTS NES	U K			80	80	R U	PRODUITS FINIS DIV. NDA
	DENMK			10	10	DANMK	
	GREEK		7		7	GRECQ	
COMMODITY TOTAL			7	90	97		TOTAL DE MARCHANDISE
GENERAL CARGO	U K			21	21	R U	MARCHANDISES DIVERSES
	DENMK			11	11	DANMK	
	SWEDN	9			9	SUEDE	
COMMODITY TOTAL		9		32	41		TOTAL DE MARCHANDISE
CONTAINERIZED FREIGHT	U K	10,489		57	10,546	R U	FRET CONTENEURESE
	DENMK			105	105	DANMK	
	GER	8,879			8,879	ALL	
	LIBER	5			5	LIBER	
	OTHER	1,470			1,470	AUTRE	
COMMODITY TOTAL		20,843		162	21,005		TOTAL DE MARCHANDISE
COUNTRY/REGION TOTAL		29,735*	1,477*	264,566*	295,778*		TOTAL DE PAYS/REGION
BR. OCEANIA NES							OCEANIE BR. NDA
FISH, FRESH OR FROZEN	NORW			1	1	NORV	POISSON, FRAIS OU CONG.
FISH, CANNED	U S A			2	2	E-U	POISSON EN BOITES
MISC. FOOD PREP. NES	U K			11	11	R U	DIV. PREP. ALIM. NDA
ASBESTOS	U K			151	151	R U	AMIANTE
PULP	U K			572	572	R U	PATE
PAPER NES	U K			151	151	R U	PAPIER NDA
	NORW			9	9	NORV	
COMMODITY TOTAL				160	160		TOTAL DE MARCHANDISE
MACHINERY NES	U K			3	3	R U	MACHINES NDA
	NETH			30	30	P. BAS	

TABLE 1. CARGES LOADED AT CANADIAN PORTS FOR FOREIGN COUNTRIES.

TABLEAU 1. MARCHANDISES CHARGÉES DANS LES PORTS CANADIENS A DESTINATION DE PAYS ÉTRANGERS.

COUNTRY OF DESTINATION AND KIND OF CARGO	REGISTRY OF VESSEL	ATLANTIC ATLANTIQUE	GREAT LAKES GRANDS LACS	PACIFIC PACIFIQUE	TOTAL TOTAL	IMMATIC. DU NAVIRE	PAYS DE DESTINATION ET MARCHANDISE
BR. OCEANIA NES CDNT. COMMODITY TOTAL				33	33		OCEANIE BR. NDA SUITE TOTAL DE MARCHANDISE
PERSONAL, HSEHOLD GOODS	U K			1	1	R U	ART. PERS. ET MENAGERS
	NORW			2	2	NORV	
COMMODITY TOTAL GENERAL CARGO	NORW			3	3		TOTAL DE MARCHANDISE MARCHANDISES DIVERSES
	NORW			1	1	NORV	
COUNTRY/REGION TOTAL		*	*	934*	934*		TOTAL DE PAYS/REGION
FR. OCEANIA FISH, FRESH OR FROZEN	NORW			56	56	NORV	OCEANIE FR. POISSON, FRAIS OU CONG.
	U S A			7	7	E-U	
COMMODITY TOTAL				63	63		TOTAL DE MARCHANDISE POISSON EN BOITES
FISH, CANNED	U S A			19	19	E-U	POISSON EN BOITES
APPLES	U S A			15	15	F-U	POMMES
FRUIT JUICES	NORW			6	6	NORV	JUS DE FRUIT
MISC. FOOD PREP. NES	NORW			7	7	NORV	DIV. PREP. ALIM. NDA
DIST. ALCOHOLIC BEV.	U S A			1	1	E-U	BOISS. ALCOOL. DIST.
LUMBER AND TIMBER	NORW			188	188	NORV	BOIS D'OEUVRE ET CHARP.
VENEER, PLYWOOD	NORW			8	8	NORV	PLACAGES, CONTRE-PLAQ.
MACHINERY NES	NORW			1	1	NORV	MACHINES NDA
PERSONAL, HSEHOLD GOODS	NORW			3	3	NORV	ART. PERS. ET MENAGERS
	U S A			12	12	E-U	
COMMODITY TOTAL				15	15		TOTAL DE MARCHANDISE
CONTAINERS, CLOSURES	U S A			9	9	E-U	CONTENEURS, FERMETURES
MISC. END PRODUCTS NES	NORW			35	35	NORV	PRODUITS FINIS DIV. NDA
COUNTRY/REGION TOTAL		*	*	367*	367*		TOTAL DE PAYS/REGION
U.S. OCEANIA FISH, FRESH OR FROZEN	U S A			1	1	E-U	OCEANIE E-U. POISSON, FRAIS OU CONG.
FISH, CANNED	U S A			9	9	E-U	POISSON EN BOITES
SUGAR, NES	NORW			81	81	NORV	SUCRE, NDA
	U S A			235	235	E-U	
COMMODITY TOTAL				316	316		TOTAL DE MARCHANDISE
MISC. FOOD PREP. NES	U S A			4	4	E-U	DIV. PREP. ALIM. NDA
CONC. COMPLETE FEEDS	U S A			4	4	E-U	CONC., PROV. COMPLETES
PAPER NES	NORW			11	11	NORV	PAPIER NDA
	JAPAN		7	6	7	JAPON	
	U S A			6	6	E-U	
COMMODITY TOTAL			7	17	24		TOTAL DE MARCHANDISE
WET MACHINE BOARD	JAPAN		3	3	3	JAPON	CARTON EN PATE PRESSE
VEG. OILS, FATS NES	U S A			1	1	E-U	HUIL. MAT. GRAS. VEG. NDA
COPPER AND ALLOYS	NORW	3		3	3	NORV	CUIVRE ET ALLIAGES
EQUIPMENT MISC.	U S A			1	1	E-U	MATERIEL DIVERS
PERSONAL, HSEHOLD GOODS	NORW			1	1	NORV	ART. PERS. ET MENAGERS
	U S A			3	3	E-U	
COMMODITY TOTAL				4	4		TOTAL DE MARCHANDISE
COUNTRY/REGION TOTAL		3*	10*	357*	370*		TOTAL DE PAYS/REGION
GUYANA MEAT, FRESH OR FROZEN	GER	33			33	ALL	GUYANE VIANDE, FRAICHE / CONG.
MEAT, CURED	GER	76			76	ALL	VIANDE FUMEE OU SALEE
	GREEK	63			63	GRECQ	
	NORW	21			21	NORV	
COMMODITY TOTAL		160			160		TOTAL DE MARCHANDISE
MEAT AND MEAT PREP. NES	GER	45			45	ALL	VIANDES ET PREP. NDA
FISH, FRESH OR FROZEN	GER	25			25	ALL	POISSON, FRAIS OU CONG.
FISH, SALTED OR CURED	GER	60			60	ALL	POISSON, SALE OU FUME
MILK POWDER	GER	25			25	ALL	LAIT EN POUFRE
	NORW	10			10	NORV	
COMMODITY TOTAL		35			35		TOTAL DE MARCHANDISE
DATS	GER	52			52	ALL	AVOINE
	NORW	48			48	NORV	
COMMODITY TOTAL		100			100		TOTAL DE MARCHANDISE
WHEAT	GREEK	3,200			3,200	GRECQ	BLE
WHEAT FLOUR	GER	660			660	ALL	FARINE DE BLE
	NORW	139			139	NORV	
COMMODITY TOTAL		799			799		TOTAL DE MARCHANDISE
CEREALS MILLED, NES	GER	240			240	ALL	CEREALES MOULUES, NDA
VEGETABLES, FRESH	NORW	65			65	NORV	LEGUMES, FRAIS
VEGETABLES, FROZEN	GER	30			30	ALL	LEGUMES, CONGELES
VEGETABLE PREP. NES	GER	70			70	ALL	PREP. DE LEGUMES NDA
VINEGAR	GER	9			9	ALL	VINAIGRE
MISC. FOOD PREP. NES	GER	105			105	ALL	DIV. PREP. ALIM. NDA
	NORW	15			15	NORV	
COMMODITY TOTAL		120			120		TOTAL DE MARCHANDISE
HULLS, SCREENINGS, CHAFF	GER	35			35	ALL	ECOLURES, CRIBLURES, BAL
GROUND CEREALS NES	GER	148			148	ALL	CEREALES MOULUES NDA
FEEDS OF ANIMAL ORIGIN	GER	47			47	ALL	PROV. D'ORIGINE ANIMALE
CONC. COMPLETE FEEDS	GER	60			60	ALL	CONC., PROV. COMPLETES
	NORW	2			2	NORV	
COMMODITY TOTAL		62			62		TOTAL DE MARCHANDISE

TABLE 1. CARGOES LOADED AT CANADIAN PORTS FOR FOREIGN COUNTRIES.

TABLEAU 1. MARCHANDISES CHARGÉES DANS LES PORTS CANADIENS A DESTINATION DE PAYS ÉTRANGERS.

COUNTRY OF DESTINATION AND KIND OF CARGO	REGISTRY OF VESSEL	ATLANTIC ATLANTIQUE	GREAT LAKES GRANDS LACS	PACIFIC PACIFIQUE	TOTAL TOTAL	IMMATIC. DU NAVIRE	PAYS DE DESTINATION ET MARCHANDISE
<b>GUYANA CONT.</b>							<b>GUYANE SUITE</b>
NON-ALCOHOLIC BEVERAGE	GER	20			20	ALL	BOISSONS NON-ALCOOLIQ.
DIST. ALCOHOLIC BEV.	GER	10			10	ALL	BOISS. ALCOOL. DIST.
TEXTILE FIBRES NES	GER	13			13	ALL	FIBRES TEXTILES NDA
COTTON, TEXTILE WASTE	GER	18			18	ALL	DECHETS DE COTON, TEXT.
	NORW	25			25	NORV	
COMMODITY TOTAL		43			43		TOTAL DE MARCHANDISE
WASTE AND SCRAP NES	GER	9			9	ALL	DECHETS ET REBUTS NDA
LUMBER AND TIMBER	GER	203			203	ALL	BOIS D'OEUVRE ET CHAMP.
	GREEK		30		30	GRECQ	
COMMODITY TOTAL		203	30		233		TOTAL DE MARCHANDISE
WOOD FAB. MATERIALS	GER	80			80	ALL	DEMI-PRODUITS EN BOIS
	GREEK	1			1	GRECQ	
COMMODITY TOTAL		81			81		TOTAL DE MARCHANDISE
PULP	GER	42			42	ALL	PATE
	GREEK		901		901	GRECQ	
COMMODITY TOTAL		42	901		943		TOTAL DE MARCHANDISE
NEWSPRINT PAPER	GER	1,096			1,096	ALL	PAPIER JOURNAL
	GREEK	228			228	GRECQ	
	NORW	176			176	NORV	
COMMODITY TOTAL		1,500			1,500		TOTAL DE MARCHANDISE
PAPER NES	GER	361			361	ALL	PAPIER NDA
	GREEK	196	4		200	GRECQ	
	NORW	55			55	NORV	
	JAPAN			126	126	JAPON	
COMMODITY TOTAL		612	4	126	742		TOTAL DE MARCHANDISE
PAPERBOARD	GER	285			285	ALL	CARTON
BLDG. PAPER AND BOARD	GER	134			134	ALL	PLAQ. CONSTR., PAP/CART.
	NORW	60			60	NORV	
COMMODITY TOTAL		194			194		TOTAL DE MARCHANDISE
TEXTILE FAB. MTL NES	GER	284			284	ALL	OUVR. EN MAT. TEXT. NDA
	GREEK	41			41	GRECQ	
	NORW	74			74	NORV	
COMMODITY TOTAL		399			399		TOTAL DE MARCHANDISE
VEG. OILS, FATS NES	GER	9			9	ALL	HUIL. MAT. GRAS. VEG. NDA
INORGANIC CHEM. NES	GER	184			184	ALL	PROD. CHIM. INORG. NDA
	NORW	7			7	NORV	
COMMODITY TOTAL		191			191		TOTAL DE MARCHANDISE
ORGANIC CHEMICALS NES	GER	18			18	ALL	PROD. CHIM. ORGAN. NDA
	NORW	69			69	NORV	
COMMODITY TOTAL		87			87		TOTAL DE MARCHANDISE
EXPLOS., FUSES, CAPS	OTHER	196			196	AUTRE	EXPLOS., AMORCES, DET.
AGRICULTURAL CHEMICALS	GER	7			7	ALL	PROD. CHIM. AGRICOLES
PLASTIC MATERIALS	GER	1			1	ALL	MATIERES PLASTIQUES
BARNS AND RODS, STEEL	GER	35			35	ALL	BARRES ET TIGES ACIER
PLATE & SHEET STEEL	GER	61			61	ALL	TOLES, FEUILLES DACIER
	GREEK		11		11	GRECQ	
COMMODITY TOTAL		61	11		72		TOTAL DE MARCHANDISE
STRUCTURAL SHAPES	GER	52			52	ALL	PROFILES DE CONSTRUCT.
PIPES, TUBES: IRON, STEEL	GER	3			3	ALL	TUYAUX, TUBES: FER, ACIER
	NORW	40			40	NORV	
COMMODITY TOTAL		43			43		TOTAL DE MARCHANDISE
ALUMINIUM	GER	105			105	ALL	ALUMINIUM
	NORW	30			30	NORV	
COMMODITY TOTAL		135			135		TOTAL DE MARCHANDISE
METAL FAB. BASIC PROD.	GER	136			136	ALL	OUVR. DE BASE EN METAL
	NORW	10			10	NORV	
COMMODITY TOTAL		146			146		TOTAL DE MARCHANDISE
GLASS BASIC PRODUCTS	GER	5			5	ALL	OUVR. DE BASE EN VERRE
	NORW	6			6	NORV	
COMMODITY TOTAL		11			11		TOTAL DE MARCHANDISE
NON-MET. MIN. BASIC PROD	GER	15			15	ALL	PROD. MIN. NON-MET. BASE
	GREEK	1			1	GRECQ	
COMMODITY TOTAL		16			16		TOTAL DE MARCHANDISE
MACHINERY NES	GER	23			23	ALL	MACHINES NDA
	NORW	15			15	NORV	
	JAPAN			6	6	JAPON	
COMMODITY TOTAL		38		6	44		TOTAL DE MARCHANDISE
MOTOR VEHICLE ENGINES	GER	1			1	ALL	MOTEURS DE VEH. AUTOM.
SHIPS, AIRCRAFT, MIS. VEH	NORW	2			2	NORV	NAVIRES, AVIONS, VEH. DIV
RUBBER TIRES AND TUBES	GER	87			87	ALL	PNEUS, CHAMBRES A AIR
EQUIPMENT MISC.	GER	106			106	ALL	MATERIEL DIVERS
	GREEK	4			4	GRECQ	
	NORW	42			42	NORV	
COMMODITY TOTAL		152			152		TOTAL DE MARCHANDISE
PERSONAL, HOUSEHOLD GOODS	GER	109			109	ALL	ART. PERS. ET MENAGERS
	NORW	4			4	NORV	
COMMODITY TOTAL		113			113		TOTAL DE MARCHANDISE
CONTAINERS, CLOSURES	GER	164			164	ALL	CONTENEURS, FERMETURES
	NORW	12			12	NORV	
COMMODITY TOTAL		176			176		TOTAL DE MARCHANDISE
MISC. END PRODUCTS NES	GER	177			177	ALL	PRODUITS FINIS DIV. NDA
	NORW	7			7	NORV	
COMMODITY TOTAL		184			184		TOTAL DE MARCHANDISE
GENERAL CARGO	GER	80			80	ALL	MARCHANDISES DIVERSES
	NORW	125			125	NORV	
COMMODITY TOTAL		205			205		TOTAL DE MARCHANDISE

TABLE 1. CARGOES LOADED AT CANADIAN PORTS FOR FOREIGN COUNTRIES.

TABLEAU 1. MARCHANDISES CHARGÉES DANS LES PORTS CANADIENS A DESTINATION DE PAYS ÉTRANGERS.

COUNTRY OF DESTINATION AND KIND OF CARGO	REGISTRY OF VESSEL	ATLANTIC ATLANTIQUE	GREAT LAKES GRANDS LACS	PACIFIC PACIFIQUE	TOTAL TOTAL	IMMATIC. DU NAVIRE	PAYS DE DESTINATION ET MARCHANDISE
GUYANA CONT. CONTAINERIZED FREIGHT	GER	181			181	ALL	GUYANE SUITE
	NORW	28			28	NORV	FRET CONTENEURESE
COMMODITY TOTAL		209			209		TOTAL DE MARCHANDISE
COUNTRY/REGION TOTAL		10,851*	946*	132*	11,929*		TOTAL DE PAYS/REGION
ARGENTINA OATS	U S A			1	1	E-U	ARGENTINE AVOINE
POTATOES	U K	6,160			6,160	R U	POMMES DE TERRE
	DENMK	9,244			9,244	DANMK	
	GER	5,720			5,720	ALL	
	NORW	6,290			6,290	NORV	
	OTHER	11,371			11,371	AUTRE	
COMMODITY TOTAL		38,785			38,785		TOTAL DE MARCHANDISE
SUGAR PREPARATIONS	OTHER	77			77	AUTRE	PREP. A BASE DE SUCRE
SPICES	OTHER	172			172	AUTRE	EPICES
MISC.FOOD PREP.NES	LIBER	22			22	LIBER	DIV.PREP.ALIM.NDA
HAY,FORAGE,STRAW	OTHER	33			33	AUTRE	FOIN,FOURRAGE,PAILLE
FEEDS,VEGETABLE ORIGIN	U S A			2	2	E-U	PROD.DORIGINE VEGETALE
SEEDS FOR SOWING NES	DENMK	155			155	DANMK	GRAINES DE SEMENCE NDA
	LIBER	435			435	LIBER	
	U S A			11	11	E-U	
	OTHER	1,428		116	1,544	AUTRE	
COMMODITY TOTAL		2,018		127	2,145		TOTAL DE MARCHANDISE
MUSTARD SEED	OTHER	110			110	AUTRE	GRAINE DE MOUTARDE
NURSERY, GREENHOUSE STOCK	U S A			14	14	E-U	PROD.PEPINIERE, SERRE
	OTHER			22	22	AUTRE	
COMMODITY TOTAL				36	36		TOTAL DE MARCHANDISE
TEXTILE FIBRES NES	LIBER	15			15	LIBER	FIBRES TEXTILES NDA
ALUMINA, BAUXITE ORES	GREEK	5			5	GRECQ	MINERAIS ALUMINE, BAUX.
IRON ORE AND CONC	OTHER	5			5	AUTRE	MINERAI, CONC. DE FER
ORES AND CONC. NES	NORW	9			9	NORV	MINERAIS ET CONC.NDA
	LIBER	5			5	LIBER	
	OTHER	1			1	AUTRE	
COMMODITY TOTAL		15			15		TOTAL DE MARCHANDISE
ASBESTOS	U K	1,114			1,114	R U	ASBESTOS
	DENMK	343			343	DANMK	
	GREEK	1,603			1,603	GRECQ	
	NORW	248			248	NORV	
	LIBER	1,862			1,862	LIBER	
	U S A			841	841	E-U	
	OTHER	6,419		1,196	7,615	AUTRE	
COMMODITY TOTAL		11,589		2,037	13,626		TOTAL DE MARCHANDISE
LUMBER AND TIMBER	NORW			476	476	NORV	BOIS D'OEUVRE ET CHARP.
	OTHER			1	1	AUTRE	
COMMODITY TOTAL				476	477		TOTAL DE MARCHANDISE
PULP	DENMK	2,240			2,240	DANMK	PATE
	GREEK	945			945	GRECQ	
	NORW			9,024	9,024	NORV	
	LIBER	336			336	LIBER	
	U S A			452	452	E-U	
	OTHER	2,464		4,967	7,431	AUTRE	
COMMODITY TOTAL		5,985		14,443	20,428		TOTAL DE MARCHANDISE
NEWSPRINT PAPER	U K	1,596			1,596	R U	PAPIER JOURNAL
	DENMK	442			442	DANMK	
	GREEK	17,354			17,354	GRECQ	
	NORW	2,281		3,832	6,113	NORV	
	LIBER	2,561			2,561	LIBER	
	OTHER	25,275		4,395	29,670	AUTRE	
COMMODITY TOTAL		49,509		8,227	57,736		TOTAL DE MARCHANDISE
PAPER NES	NORW	4			4	NORV	PAPIER NDA
	LIBER	15			15	LIBER	
	OTHER	14			14	AUTRE	
COMMODITY TOTAL		33			33		TOTAL DE MARCHANDISE
BLDG.PAPER AND BOARD	OTHER	1			1	AUTRE	PLAQ.CONSTR., PAP/CART.
TEXTILE FAB.MTL NES	OTHER	3			3	AUTRE	OUVR.EN MAT.TEXT.NDA
VEG.DILS,FATS NES	LIBER	49			49	LIBER	HUIL.MAT.GRAS.VEG.NDA
METALLIC SALTS	GREEK	7			7	GRECQ	SELS METALLIQUES
	LIBER	7			7	LIBER	
	OTHER	13			13	AUTRE	
COMMODITY TOTAL		27			27		TOTAL DE MARCHANDISE
INORGANIC CHEMS. NES	DENMK	2			2	DANMK	PROD.CHEM.INORG.NDA
	GREEK	9			9	GRECQ	
	NORW	54			54	NORV	
	LIBER	65			65	LIBER	
	OTHER	347			347	AUTRE	
COMMODITY TOTAL		477			477		TOTAL DE MARCHANDISE
GLYCOL	NORW	5			5	NORV	GLYCOL
	LIBER	6			6	LIBER	
	OTHER	47			47	AUTRE	
COMMODITY TOTAL		58			58		TOTAL DE MARCHANDISE
ORGANIC CHEMICALS NES	DENMK	68			68	DANMK	PROD.CHEM.ORGAN.NDA
	GREEK	88			88	GRECQ	
	NORW	5			5	NORV	
	LIBER	348			348	LIBER	

TABLE 1. CARGOES LOADED AT CANADIAN PORTS FOR FOREIGN COUNTRIES.

TABLÉAU 1. MARCHANDISES CHARGÉES DANS LES PORTS CANADIENS A DESTINATION DE PAYS ÉTRANGERS.

COUNTRY OF DESTINATION AND KIND OF CARGO	REGISTRY OF VESSEL	ATLANTIC ATLANTIQUE	GREAT LAKES GRANDS LACS	PACIFIC PACIFIQUE	TOTAL TOTAL	IMMATIC. DU NAVIRE	PAYS DE DESTINATION ET MARCHANDISE
ARGENTINA CONT.							ARGENTINE SUITE
	U S A			22	22	E-U	
	OTHER	1,246	18	69	1,333	AUTRE	
COMMODITY TOTAL		1,752	18	91	1,861		TOTAL DE MARCHANDISE
AGRICULTURAL CHEMICALS	OTHER		1		1	AUTRE	PROD.CHIM.AGRICOLES
SYNTHETIC RUBBER	LIBER	2			2	LIBER	CAOUTCHOUC SYNTHETIQUE
	OTHER	53			53	AUTRE	
COMMODITY TOTAL		55			55		TOTAL DE MARCHANDISE
PLASTIC MATERIALS	LIBER	359			359	LIBER	MATIERES PLASTIQUES
	OTHER	56			56	AUTRE	
COMMODITY TOTAL		415			415		TOTAL DE MARCHANDISE
DYESTUFF,PIGMENT,PAINT	LIBER	2			2	LIBER	MAT.COLOR.PIG.PEINTURE
	OTHER	85			85	AUTRE	
COMMODITY TOTAL		87			87		TOTAL DE MARCHANDISE
CHEM.SPECIALTIES NES	DENMK	8			8	DANMK	PROD.CHIM.SPECIAUX NDA
	GREEK	27			27	GRECQ	
	NORV	3			3	NORV	
	LIBER	735			735	LIBER	
	OTHER	96			96	AUTRE	
COMMODITY TOTAL		869			869		TOTAL DE MARCHANDISE
LUBRICATING OIL,GREASE	DENMK	2			2	DANMK	HUILE,GRAISSE LUBRIF.
	GREEK	11			11	GRECQ	
	LIBER	39			39	LIBER	
	OTHER	127			127	AUTRE	
COMMODITY TOTAL		179			179		TOTAL DE MARCHANDISE
PETROL,COAL PROD.NES	OTHER	69			69	AUTRE	DERIVE PETR.CHARB.NDA
FERRO-ALLOYS	DENMK	29			29	DANMK	FERRO-ALLIAGES
	GREEK	8			8	GRECQ	
	LIBER	21			21	LIBER	
	OTHER	51			51	AUTRE	
COMMODITY TOTAL		109			109		TOTAL DE MARCHANDISE
CASTINGS,FORGINGS	DHER	6			6	AUTRE	MOUL.PIECES FORGEES
PLATE & SHEET STEEL	DENMK	1,235			1,235	DANMK	TOLES,FEUILLES DACIER
	GREEK	974			974	GRECQ	
	LIBER	1,589			1,589	LIBER	
	OTHER	6,083			6,083	AUTRE	
COMMODITY TOTAL		9,881			9,881		TOTAL DE MARCHANDISE
STRUCTURAL SHAPES	GREEK	3			3	GRECQ	PROFILES DE CONSTRUCT.
	OTHER	1			1	AUTRE	
COMMODITY TOTAL		4			4		TOTAL DE MARCHANDISE
PIPES,TUBES:IRON,STEEL	OTHER	10			10	AUTRE	TUYAUX,TUBES:FER,ACIER
WIRE	LIBER			1,628	1,628	LIBER	FIL METALLIQUE
ALUMINUM	U K	8			8	R U	ALUMINIUM
	DENMK	4,344			4,344	DANMK	
	GREEK	2,170			2,170	GRECQ	
	LIBER	88			88	LIBER	
	OTHER	2,307		900	3,207	AUTRE	
COMMODITY TOTAL		8,917		900	9,817		TOTAL DE MARCHANDISE
COPPER AND ALLOYS	LIBER	1			1	LIBER	CUivre ET ALLIAGES
NICKEL AND ALLOYS	NDRW	3			3	NORV	NICKEL ET ALLIAGES
	LIBER	13			13	LIBER	
	U S A			2	2	E-U	
	OTHER	41			41	AUTRE	
COMMODITY TOTAL		57		2	59		TOTAL DE MARCHANDISE
ZINC AND ALLOYS	LIBER	110			110	LIBER	ZINC ET ALLIAGES
	OTHER	407			407	AUTRE	
COMMODITY TOTAL		517			517		TOTAL DE MARCHANDISE
NON-FERROUS METALS NES	NORV	7			7	NORV	METAUX NON-FERREUX NDA
	OTHER	2			2	AUTRE	
COMMODITY TOTAL		9			9		TOTAL DE MARCHANDISE
METAL FAB.BASIC PROD.	LIBER	2			2	LIBER	OUVR.DE BASE EN METAL
	OTHER	72			72	AUTRE	
COMMODITY TOTAL		74			74		TOTAL DE MARCHANDISE
BRICKS,TILES NES	OTHER	182			182	AUTRE	BRIQUES,TUILLES NDA
GLASS BASIC PRODUCTS	GREEK	39			39	GRECQ	OUVR.DE BASE EN VERRE
	OTHER	30			30	AUTRE	
COMMODITY TOTAL		69			69		TOTAL DE MARCHANDISE
TRACTORS	OTHER	23			23	AUTRE	TRACTEURS
MACHINERY NES	DENMK	1			1	DANMK	MACHINES NDA
	LIBER	482			482	LIBER	
	U S A			1	1	E-U	
	OTHER	30		8	38	AUTRE	
COMMODITY TOTAL		513		9	522		TOTAL DE MARCHANDISE
RAILWAY ROLLING STOCK	LIBER	3			3	LIBER	MAT.ROUL.DE CH.DE FER
MOTOR VEHICLE ENGINES	DENMK	600			600	DANMK	MOTEURS DE VEH.AUTOM.
	GREEK	576			576	GRECQ	
	LIBER	1,942			1,942	LIBER	
	OTHER	2,963			2,963	AUTRE	
COMMODITY TOTAL		6,081			6,081		TOTAL DE MARCHANDISE
EQUIPMENT MISC.	GREEK	12			12	GRECQ	MATERIEL DIVERS
	LIBER	54			54	LIBER	
	OTHER	37			37	AUTRE	
COMMODITY TOTAL		103			103		TOTAL DE MARCHANDISE
PERSONAL,HOUSEHOLD GOODS	DENMK	3			3	DANMK	ART.PERS.ET MENAGERS
	GREEK	1			1	GRECQ	
	LIBER	10			10	LIBER	
	OTHER	99	1		100	AUTRE	
COMMODITY TOTAL		113	1		114		TOTAL DE MARCHANDISE

TABLE 1. CARGOES LOADED AT CANADIAN PORTS FOR FOREIGN COUNTRIES.

TABLEAU 1. MARCHANDISES CHARGÉES DANS LES PORTS CANADIENS A DESTINATION DE PAYS ÉTRANGERS.

COUNTRY OF DESTINATION AND KIND OF CARGO	REGISTRY OF VESSEL	ATLANTIC ATLANTIQUE	GREAT LAKES GRANDS LACS	PACIFIC PACIFIQUE	TOTAL TOTAL	IMMATIC. DU NAVIRE	PAYS DE DESTINATION ET MARCHANDISE
ARGENTINA CONT. CONTAINERS, CLOSURES	DENMK OTHER	2 637			2 637	DANMK AUTRE	ARGENTINE SUITE CONTENEURS, FERMETURES
COMMODITY TOTAL		639			639		TOTAL DE MARCHANDISE
MISC. END PRODUCTS NES	GREEK LIBER OTHER	61 1 16			61 1 16	GREQC LIBER AUTRE	PRODUITS FINIS DIV. NDA
COMMODITY TOTAL		78			78		TOTAL DE MARCHANDISE
GENERAL CARGO	GREEK OTHER	2 3			2 3	GREQC AUTRE	MARCHANDISES DIVERSES
COMMODITY TOTAL		5			5		TOTAL DE MARCHANDISE
CONTAINERIZED FREIGHT	GREEK LIBER U S A OTHER	1,481 942		196	1,481 942 196	GREQC LIBER E-U AUTRE	FRET CONTENEURESE
COMMODITY TOTAL		3,959		196	3,959		TOTAL DE MARCHANDISE
COUNTRY/REGION TOTAL		146,191*	20*	28,175*	174,386*		TOTAL DE PAYS/REGION
BOLIVIA							BOLIVIE
FISH, CANNED	OTHER			3	3	AUTRE	POISSON EN BOITES
NEWSPRINT PAPER	NORW			550	550	NORV	PAPIER JOURNAL
PLATE & SHEET STEEL	OTHER	12			12	AUTRE	TOLES, FEUILLES DACIER
METAL FAB. BASIC PROD.	OTHER	10			10	AUTRE	OUVR. DE BASE EN METAL
PERSONAL, HOUSEHOLD GOODS	OTHER	8			8	AUTRE	ART. PERS. ET MENAGERS
GENERAL CARGO	OTHER	11			11	AUTRE	MARCHANDISES DIVERSES
COUNTRY/REGION TOTAL		41*	*	553*	594*		TOTAL DE PAYS/REGION
BRAZIL							BRESIL
MEAT AND MEAT PREP. NES	LIBER		19		19	LIBER	VIANDES ET PREP. NDA
FISH, FRESH OR FROZEN	NORW			202	202	NORV	POISSON, FRAIS OU CONG.
WHEAT	LIBER OTHER	95,251 230,960			95,251 230,960	LIBER AUTRE	BLE
COMMODITY TOTAL		326,211			326,211		TOTAL DE MARCHANDISE
MALT AND MALT FLOUR	DENMK NORW OTHER	661 1,040 1,701	1,102 2,209 3,311		1,102 661 3,249 5,012	DANMK NORV AUTRE	MALT ET FARINE DE MALT
COMMODITY TOTAL		1,701	3,311		5,012		TOTAL DE MARCHANDISE
FRESH FRUITS, BERRIES	LIBER			63	63	LIBER	FRUITS, BATES FRAIS
VEGETABLES, DRIED	OTHER			17	17	AUTRE	LEGUMES, SECS
SPICES	GREEK	5			5	GREQC	EPICES
SAUSAGE SKINS, CASINGS	OTHER	62			62	AUTRE	BOYAUX A SAUCISSES
MISC. FOOD PREP. NES	OTHER	1			1	AUTRE	DIV. PREP. ALIM. NDA
DIST. ALCOHOLIC BEV.	GREEK NORW	2 1			2 1	GREQC NORV	BOISS. ALCOOL. DIST.
COMMODITY TOTAL		3			3		TOTAL DE MARCHANDISE
SEEDS FOR SOWING NES	GREEK	11			11	GREQC	GRAINES DE SEMENCE NDA
ALUMINA, BAUXITE ORES	NORW	503			503	NORV	MINERAIS ALUMINE, BAUX.
ORES AND CONC. NES	NORW LIBER U S A OTHER	48 270 318	21 21		48 270 318 430	NORV LIBER E-U AUTRE	MINERAIS ET CONC. NDA
COMMODITY TOTAL		318	21	91	430		TOTAL DE MARCHANDISE
NON-FERROUS MET. SCRAP	GREEK OTHER	90 20			90 20	GREQC AUTRE	DECHETS METAL. NON FER.
COMMODITY TOTAL		110			110		TOTAL DE MARCHANDISE
ASBESTOS	DENMK GREEK NORW LIBER OTHER	2,000 1,191 1,889 549 5,884			2,000 1,191 2,090 549 5,884	DANMK GREQC NORV LIBER AUTRE	AMIANTE
COMMODITY TOTAL		11,513		201	11,714		TOTAL DE MARCHANDISE
CLAY MATERIALS NES	OTHER	66			66	AUTRE	MATIERES ARGIL. NDA
CRUSHED STONE	OTHER	207			207	AUTRE	PIERRE CONCASSEE
PHOSPHATE ROCK	OTHER	136			136	AUTRE	ROCHE PHOSPHATEE
SULPHUR IN ORES	GREEK NORW LIBER OTHER			41,451 3,385 47,901 14,500	41,451 3,385 47,901 14,500	GREQC NORV LIBER AUTRE	SOUFRE EN MINERAL
COMMODITY TOTAL				107,237	107,237		TOTAL DE MARCHANDISE
CRUDE NON-MET. MIN. NBS	NORW LIBER	4 230			4 230	NORV LIBER	MIN. NON-MET. BRUTS NDA
COMMODITY TOTAL		234			234		TOTAL DE MARCHANDISE
LUMBER AND TIMBER	NORW OTHER			58	58	NORV AUTRE	BOIS D'OEUVRE ET CHARP.
COMMODITY TOTAL		2,240		58	2,298		TOTAL DE MARCHANDISE
PULP	U K DENMK GER GREEK NORW LIBER U S A OTHER	2,892 7,995 8,642 1,137			2,892 7,995 8,642 1,137	R U DANMK ALL GREQC NORV LIBER E-U AUTRE	PATE
COMMODITY TOTAL		6,37		2,209	998		TOTAL DE MARCHANDISE
COUNTRY/REGION TOTAL		21,302		6,426	27,728		TOTAL DE MARCHANDISE

TABLE 1. CARGOES LOADED AT CANADIAN PORTS FOR FOREIGN COUNTRIES.

TABLEAU 1. MARCHANDISES CHARGÉES DANS LES PORTS CANADIENS A DESTINATION DE PAYS ÉTRANGERS.

COUNTRY OF DESTINATION AND KIND OF CARGO	REGISTRY OF VESSEL	ATLANTIC ATLANTIQUE	GREAT LAKES GRANDS LACS	PACIFIC PACIFIQUE	TOTAL TOTAL	IMMATIC. DU NAVIRE	PAYS DE DESTINATION ET MARCHANDISE
<b>BRAZIL</b>							<b>BRESIL</b>
<b>CDNT.</b>							<b>SUITE</b>
NEWSPRINT PAPER	U K	3,733		3,412	7,145	R U	PAPIER JOURNAL
	DENMK	13,519			13,519	DANMK	
	GREEK	28,611		17,692	46,303	GREGQ	
	NORW	3,951		3,891	7,842	NORV	
	LIBER	1,371		1,409	2,780	LIBER	
	OTHER	28,153		4,540	32,693	AUTRE	
COMMODITY TOTAL		79,338		30,944	110,282		TOTAL DE MARCHANDISE
PAPER NES	NORW	2			2	NORV	PAPIER NDA
	OTHER	2			2	AUTRE	
COMMODITY TOTAL		4			4		TOTAL DE MARCHANDISE
BLOG.PAPER AND BOARD	OTHER	6			6	AUTRE	PLAQ.CONSTR.,PAP/CART.
TEXTILE FAB.MTL NES	NORW	1			1	NORV	OUVR.EN MAT.TEXTI.NDA
	OTHER	7			7	AUTRE	
COMMODITY TOTAL		8			8		TOTAL DE MARCHANDISE
METALLIC SALTS	LIBER	286			286	LIBER	SELS METALLIQUES
	OTHER	921	106		1,027	AUTRE	
COMMODITY TOTAL		1,207	106		1,313		TOTAL DE MARCHANDISE
INORGANIC CHEMS. NES	DENMK	310			310	DANMK	PROD.CHIM.INORG.NDA
	GREEK	152			152	GREGQ	
	NORW	70			70	NORV	
	OTHER	1,752	118		1,870	AUTRE	
COMMODITY TOTAL		2,284	118		2,402		TOTAL DE MARCHANDISE
ORGANIC CHEMICALS NES	NORW	11		22	33	NORV	PROD.CHIM.ORGAN.NDA
	LIBER		3		3	LIBER	
	OTHER	322	121		443	AUTRE	
COMMODITY TOTAL		333	124	22	479		TOTAL DE MARCHANDISE
POTASH	GREEK			7,400	7,400	GREGQ	POTASSE
	NORW			40,631	40,631	NORV	
	LIBER			53,655	53,655	LIBER	
COMMODITY TOTAL				101,686	101,686		TOTAL DE MARCHANDISE
FERTILIZERS NES	NORW	69			69	NORV	ENGRAIS CHIMIQUE NDA
	LIBER		29		29	LIBER	
	OTHER	71	242		313	AUTRE	
COMMODITY TOTAL		140	271		411		TOTAL DE MARCHANDISE
AGRICULTURAL CHEMICALS	OTHER		22		22	AUTRE	PROD.CHIM.AGRICOLES
SYNTHETIC RUBBER	LIBER		25		25	LIBER	CAOUTCHOUC SYNTHETIQUE
	OTHER	128	1,001		1,129	AUTRE	
COMMODITY TOTAL		128	1,026		1,154		TOTAL DE MARCHANDISE
PLASTIC MATERIALS	NORW	39			39	NORV	MATIERES PLASTIQUES
	OTHER		65		65	AUTRE	
COMMODITY TOTAL		39	65		104		TOTAL DE MARCHANDISE
CHEM.SPECIALTIES NES	LIBER		6		6	LIBER	PROD.CHIM.SPECTAUX NDA
	OTHER		6		6	AUTRE	
COMMODITY TOTAL			12		12		TOTAL DE MARCHANDISE
FERRO-ALLOYS	LIBER	76			76	LIBER	FERRO-ALLIAGES
	OTHER	504			504	AUTRE	
COMMODITY TOTAL		580			580		TOTAL DE MARCHANDISE
PRIMARY IRON,STEEL NES	LIBER	10,618			10,618	LIBER	FER,ACIER PRIMAIR.NDA
CASTINGS,FORGINGS	OTHER	12			12	AUTRE	MOUL.PIECES FORGEES
BAR AND RODS,STEEL	LIBER		160		160	LIBER	BARRES ET TIGES ACIER
	OTHER	39	31		70	AUTRE	
COMMODITY TOTAL		39	191		230		TOTAL DE MARCHANDISE
PLATE & SHEET STEEL	GREEK		423		423	GREGQ	TOLES,FEUILLES DACIER
	NORW	285			285	NORV	
	LIBER	46	1,396		1,442	LIBER	
	OTHER	279	2,939		3,218	AUTRE	
COMMODITY TOTAL		610	4,758		5,368		TOTAL DE MARCHANDISE
STRUCTURAL SHAPES	NORW	73			73	NORV	PROFILES DE CONSTRUCT.
	OTHER	281	576		857	AUTRE	
COMMODITY TOTAL		354	576		930		TOTAL DE MARCHANDISE
WIRE	OTHER		60		60	AUTRE	FIL METALLIQUE
ALUMINUM	U K			385	385	R U	ALUMINIUM
	DENMK	1,570			1,570	DANMK	
	GREEK	971			971	GREGQ	
	NORW	937			937	NORV	
	LIBER	25		971	996	LIBER	
	U S A			826	826	E-U	
	OTHER	4,686	53	3,238	7,977	AUTRE	
COMMODITY TOTAL		8,189	53	5,420	13,662		TOTAL DE MARCHANDISE
COPPER AND ALLOYS	NORW	30			30	NORV	CUIVRE ET ALLIAGES
	OTHER	241	66		307	AUTRE	
COMMODITY TOTAL		271	66		337		TOTAL DE MARCHANDISE
LEAD AND ALLOYS	NORW			331	331	NORV	PLOMB ET ALLIAGES
	OTHER	33			33	AUTRE	
COMMODITY TOTAL		33		331	364		TOTAL DE MARCHANDISE
NICKEL AND ALLOYS	NORW	23			23	NORV	NICKEL ET ALLIAGES
	U S A			4	4	E-U	
	OTHER	136	14	7	157	AUTRE	
COMMODITY TOTAL		159	14	11	184		TOTAL DE MARCHANDISE
ZINC AND ALLOYS	GREEK	48			48	GREGQ	ZINC ET ALLIAGES
	NORW	792			792	NORV	
	LIBER	41			41	LIBER	
	OTHER	1,756			1,756	AUTRE	
COMMODITY TOTAL		2,637			2,637		TOTAL DE MARCHANDISE
NON-FERROUS METALS NES	DENMK	326			326	DANMK	METAUX NON-FERREUX NDA
	GREEK	24			24	GREGQ	

TABLE 1. CARGOES LOADED AT CANADIAN PORTS FOR FOREIGN COUNTRIES.

TABLEAU 1. MARCHANDISES CHARGÉES DANS LES PORTS CANADIENS A DESTINATION DE PAYS ÉTRANGERS.

COUNTRY OF DESTINATION AND KIND OF CARGO	REGISTRY OF VESSEL	ATLANTIC ATLANTIQUE	GREAT LAKES GRANDS LACS	PACIFIC PACIFIQUE	TOTAL TOTAL	IMMATIC. DU NAVIRE	PAYS DE DESTINATION ET MARCHANDISE
<b>BRAZIL</b>	<b>CONT.</b>						<b>BRESIL</b> <b>SUITE</b>
	NORW	48			48	NORV	
	U S A			1	1	E-U	
	OTHER	27			27	AUTRE	
<b>COMMODITY TOTAL</b>		<b>425</b>		<b>1</b>	<b>426</b>		<b>TOTAL DE MARCHANDISE</b>
<b>METAL FAB. BASIC PROD.</b>	GREEK	3			3	GRECO	<b>OUVR. DE BASE EN METAL</b>
	LIBER		24		24	LIBER	
	OTHER		54		55	AUTRE	
<b>COMMODITY TOTAL</b>		<b>3</b>	<b>78</b>	<b>1</b>	<b>82</b>		<b>TOTAL DE MARCHANDISE</b>
<b>GLASS BASIC PRODUCTS</b>	OTHER		3		3	AUTRE	<b>OUVR. DE BASE EN VERRE</b>
<b>MACHINERY NES</b>	DENMK	102			102	DANMK	<b>MACHINES NOA</b>
	GREEK	36			36	GRECO	
	NORW	25		1	26	NORV	
	LIBER	208	67		275	LIBER	
	U S A			1	1	E-U	
	OTHER	1,032	454	4	1,490	AUTRE	
<b>COMMODITY TOTAL</b>		<b>1,403</b>	<b>521</b>	<b>6</b>	<b>1,930</b>		<b>TOTAL DE MARCHANDISE</b>
<b>PASS. AUTOS AND CHASSIS</b>	U S A			2	2	E-U	<b>VOITURES PART., CHASSIS</b>
<b>MOTOR VEHICLE ENGINES</b>	NORW	8			8	NORV	<b>MOTEURS DE VEH. AUTOM.</b>
	LIBER		7		7	LIBER	
	OTHER	53	54		107	AUTRE	
<b>COMMODITY TOTAL</b>		<b>61</b>	<b>61</b>		<b>122</b>		<b>TOTAL DE MARCHANDISE</b>
<b>ROAD MOTOR VEH. NES</b>	NORW	2			2	NORV	<b>VEH. AUTOM. ROUTIERS NOA</b>
<b>RUBBER TIRES AND TUBES</b>	LIBER		1		1	LIBER	<b>PNEUS, CHAMBRES A AIR</b>
	OTHER	4	30		34	AUTRE	
<b>COMMODITY TOTAL</b>		<b>4</b>	<b>31</b>		<b>35</b>		<b>TOTAL DE MARCHANDISE</b>
<b>EQUIPMENT MISC.</b>	GREEK	3			3	GRECO	<b>MATERIEL DIVERS</b>
	NORW	36			36	NORV	
	OTHER	1,070	895		1,965	AUTRE	
<b>COMMODITY TOTAL</b>		<b>1,109</b>	<b>895</b>		<b>2,004</b>		<b>TOTAL DE MARCHANDISE</b>
<b>PERSONAL, HOUSEHOLD GOODS</b>	NORW	8			8	NORV	<b>ART. PERS. ET MENAGERS</b>
	U S A			4	4	E-U	
	OTHER	7	36	64	107	AUTRE	
<b>COMMODITY TOTAL</b>		<b>15</b>	<b>36</b>	<b>68</b>	<b>119</b>		<b>TOTAL DE MARCHANDISE</b>
<b>CONTAINERS, CLOSURES</b>	OTHER		2		2	AUTRE	<b>CONTENEURS, FERMETURES</b>
<b>MISC. END PRODUCTS NES</b>	GREEK	2			2	GRECO	<b>PRODUITS FINIS DIV. NDA</b>
	NORW	71			71	NORV	
	LIBER		2		2	LIBER	
	OTHER	99	8		107	AUTRE	
<b>COMMODITY TOTAL</b>		<b>172</b>	<b>10</b>		<b>182</b>		<b>TOTAL DE MARCHANDISE</b>
<b>GENERAL CARGO</b>	OTHER	64			64	AUTRE	<b>MARCHANDISES DIVERSES</b>
<b>CONTAINERIZED FREIGHT</b>	GREEK	148			148	GRECO	<b>FRET CONTENEURESE</b>
	NORW	162			162	NORV	
	U S A			19	19	E-U	
	OTHER	16			16	AUTRE	
<b>COMMODITY TOTAL</b>		<b>326</b>		<b>19</b>	<b>345</b>		<b>TOTAL DE MARCHANDISE</b>
<b>COUNTRY/REGION TOTAL</b>		<b>475,196*</b>	<b>12,450*</b>	<b>252,806*</b>	<b>740,452*</b>		<b>TOTAL DE PAYS/REGION</b>
<b>CHILE</b>							<b>CHILI</b>
<b>FISH, CANNED</b>	U S A			2	2	E-U	<b>POISSON EN BOITES</b>
<b>VEGETABLES, DRIED</b>	OTHER	203			203	AUTRE	<b>LEGUMES, SECS</b>
<b>MISC. FOOD PREP. NES</b>	U S A			2	2	E-U	<b>DIV. PREP. ALIM. NDA</b>
	OTHER	63			63	AUTRE	
<b>COMMODITY TOTAL</b>		<b>63</b>		<b>2</b>	<b>65</b>		<b>TOTAL DE MARCHANDISE</b>
<b>CONC. COMPLETE FEEDS</b>	OTHER	28			28	AUTRE	<b>CONC., PROV. COMPLETES</b>
<b>TOBACCO NES</b>	OTHER	7			7	AUTRE	<b>TABACS NDA</b>
<b>CRUDE ANIMAL PROD. NES</b>	OTHER	2			2	AUTRE	<b>PR. BRUTS ORIG. ANIM. NDA</b>
<b>NURSERY, GREENHOUSE STOCK</b>	OTHER	3			3	AUTRE	<b>PROD. PEPINIERE, SERRE</b>
<b>NICKEL-COPPER ORE</b>	OTHER	68			68	AUTRE	<b>MINER. DE CUIVRE-NICKEL</b>
<b>ZINC ORE AND CONC.</b>	OTHER	120			120	AUTRE	<b>MINERAI, CONC. DE ZINC</b>
<b>SLAG, DROSS, BY-PRODUCTS</b>	OTHER	50			50	AUTRE	<b>POUS. GUEUL. SCOR. PROD.</b>
<b>COAL, BITUMINOUS</b>	GREEK			8,479	8,479	GRECO	<b>CHARBON BITUMINEUX</b>
	LIBER			22,145	22,145	LIBER	
<b>COMMODITY TOTAL</b>				<b>30,624</b>	<b>30,624</b>		<b>TOTAL DE MARCHANDISE</b>
<b>ASBESTOS</b>	NORW			254	254	NORV	<b>AMIANTE</b>
	U S A			452	452	E-U	
	OTHER	4,828			4,828	AUTRE	
<b>COMMODITY TOTAL</b>		<b>4,828</b>		<b>706</b>	<b>5,534</b>		<b>TOTAL DE MARCHANDISE</b>
<b>SULPHUR IN ORES</b>	GREEK			18,480	18,480	GRECO	<b>SOUFRE EN MINERAI</b>
<b>COTTON, TEXTILE WASTE</b>	OTHER	20			20	AUTRE	<b>DECHETS DE COTON, TEXT.</b>
<b>WASTE AND SCRAP NES</b>	OTHER	100			100	AUTRE	<b>DECHETS ET REBUTS NDA</b>
<b>RUBBER FAB. MATERIALS</b>	OTHER	11			11	AUTRE	<b>DEMI-PRDD. CAOUTCHOUC</b>
<b>PULP</b>	OTHER	105			105	AUTRE	<b>PATE</b>
<b>NEWSPRINT PAPER</b>	NORW			2,010	2,010	NORV	<b>PAPIER JOURNAL</b>
	OTHER	660			660	AUTRE	
<b>COMMODITY TOTAL</b>		<b>660</b>		<b>2,010</b>	<b>2,670</b>		<b>TOTAL DE MARCHANDISE</b>
<b>PAPER NES</b>	NETH	1			1	P-BAS	<b>PAPIER NDA</b>
	U S A			2	2	E-U	
	OTHER	37			37	AUTRE	
<b>COMMODITY TOTAL</b>		<b>38</b>		<b>2</b>	<b>40</b>		<b>TOTAL DE MARCHANDISE</b>
<b>BLDG. PAPER AND BOARD</b>	OTHER	5			5	AUTRE	<b>PLAQ. CONSTR., PAP/CART.</b>
<b>TEXTILE FAB. MTL NES</b>	NETH	1			1	P-BAS	<b>OUVR. EN MAT. TEXT. NDA</b>
	NORW			4	4	NORV	
	OTHER	23			23	AUTRE	
<b>COMMODITY TOTAL</b>		<b>24</b>		<b>4</b>	<b>28</b>		<b>TOTAL DE MARCHANDISE</b>



TABLE 1. CARGOES LOADED AT CANADIAN PORTS FOR FOREIGN COUNTRIES.

TABLEAU 1. MARCHANDISES CHARGÉES DANS LES PORTS CANADIENS A DESTINATION DE PAYS ÉTRANGERS.

COUNTRY OF DESTINATION AND KIND OF CARGO	REGISTRY OF VESSEL	ATLANTIC ATLANTIQUE	GREAT LAKES GRANDS LACS	PACIFIC PACIFIQUE	TOTAL TOTAL	IMMATIC. DU NAVIRE	PAYS DE DESTINATION ET MARCHANDISE
<b>CHILE</b>							<b>CHILI</b>
CONT. INORGANIC CHEMS. NES	NETH	1			1	P.BAS	SUITE PROD.CHIM.INORG.NDA
	OTHER	109			109	AUTRE	
COMMODITY TOTAL		110			110		TOTAL DE MARCHANDISE
ORGANIC CHEMICALS NES	OTHER	288			288	AUTRE	PROD.CHIM.ORGAN.NDA
SYNTHETIC RUBBER	OTHER	51			51	AUTRE	CAOUTCHOUC SYNTHETIQUE
PLASTIC MATERIALS	NETH	1			1	P.BAS	MATIERES PLASTIQUES
	OTHER	10			10	AUTRE	
COMMODITY TOTAL		11			11		TOTAL DE MARCHANDISE
CHEM.SPECIALTIES NES	OTHER	43			43	AUTRE	PROD.CHIM.SPECIALTIES NDA
LUBRICATING OIL, GREASE	NETH	13			13	P.BAS	HUILE, GRAISSE LUBRIF.
PETROL, COAL PROD. NES	OTHER	31			31	AUTRE	DERIVE PETR.CHARB.NDA
FERRO-ALLOYS	OTHER	48			48	AUTRE	FERRO-ALLIAGES
PIG IRON	OTHER	8			8	AUTRE	FER EN GUEUSE
PRIMARY IRON, STEEL NES	OTHER	2			2	AUTRE	FER, ACIER PRIMAIR.NDA
CASTINGS, FORGINGS	NETH	1			1	P.BAS	MOUL.PIECES FORGEES
	OTHER	5			5	AUTRE	
COMMODITY TOTAL		6			6		TOTAL DE MARCHANDISE
BAR AND RODS, STEEL	OTHER	242			242	AUTRE	BARRES ET TIGES ACIER
PLATE & SHEET STEEL	NETH	55			55	P.BAS	TOLES, FEUILLES D'ACIER
	OTHER	94			94	AUTRE	
COMMODITY TOTAL		149			149		TOTAL DE MARCHANDISE
STRUCTURAL SHAPES	OTHER	338			338	AUTRE	PROFILES DE CONSTRUCT.
PIPES, TUBES: IRON, STEEL	OTHER	2			2	AUTRE	TUYAUX, TUBES: FER, ACIER
WIRE	NETH	11			11	P.BAS	FIL METALLIQUE
	OTHER	21			21	AUTRE	
COMMODITY TOTAL		32			32		TOTAL DE MARCHANDISE
ALUMINUM	OTHER	814			814	AUTRE	ALUMINIUM
COPPER AND ALLOYS	OTHER	3			3	AUTRE	CUIVRE ET ALLIAGES
NICKEL AND ALLOYS	NORW			1	1	NORV	NICKEL ET ALLIAGES
	OTHER	46			46	AUTRE	
COMMODITY TOTAL		46		1	47		TOTAL DE MARCHANDISE
ZINC AND ALLOYS	OTHER	484			484	AUTRE	ZINC ET ALLIAGES
NON-FERROUS METALS NES	OTHER	6			6	AUTRE	METEAUX NON-FERREUX NDA
METAL FAB. BASIC PROD.	OTHER	135			135	AUTRE	OUVR. DE BASE EN METAL
BRICKS, TILES NES	NETH	3			3	P.BAS	BRIQUES, TUILES NDA
CEMENT	OTHER	8			8	AUTRE	CIMENT
TRACTORS	OTHER	3			3	AUTRE	TRACTEURS
MACHINERY NES	GER	797	785		1,582	ALL	MACHINES NDA
	NETH	159			159	P.BAS	
	NORW			5	5	NORV	
	OTHER	756			756	AUTRE	
COMMODITY TOTAL		1,712	785	5	2,502		TOTAL DE MARCHANDISE
RAILWAY ROLLING STOCK	NETH	17			17	P.BAS	MAT. ROUL. DE CH. DE FER
	OTHER	45			45	AUTRE	
COMMODITY TOTAL		62			62		TOTAL DE MARCHANDISE
PASS. AUTOS AND CHASSIS	OTHER	25			25	AUTRE	VOITURES PART., CHASSIS
MOTOR VEHICLE ENGINES	NETH	14			14	P.BAS	MOTEURS DE VEH. AUTOM.
	OTHER	79			79	AUTRE	
COMMODITY TOTAL		93			93		TOTAL DE MARCHANDISE
RUBBER TIRES AND TUBES	OTHER	7			7	AUTRE	PNEUS, CHAMBRES A AIR
EQUIPMENT MISC.	NETH	7			7	P.BAS	MATERIEL DIVERS
	U S A			49	49	E-U	
	OTHER	285			285	AUTRE	
COMMODITY TOTAL		292		49	341		TOTAL DE MARCHANDISE
PERSONAL, HOUSEHOLD GOODS	NETH	6			6	P.BAS	ART. PERS. ET MENAGERS
	NORW			1	1	NORV	
	OTHER	29			29	AUTRE	
COMMODITY TOTAL		35		1	36		TOTAL DE MARCHANDISE
CONTAINERS, CLOSURES	OTHER	10			10	AUTRE	CONTENEURS, FERMETURES
MISC. END PRODUCTS NES	U S A			7	7	E-U	PRODUITS FINIS DIV. NDA
	OTHER	9			9	AUTRE	
COMMODITY TOTAL		9		7	16		TOTAL DE MARCHANDISE
GENERAL CARGO	NETH	4			4	P.BAS	MARCHANDISES DIVERSES
	NORW			6	6	NORV	
	OTHER	92			92	AUTRE	
COMMODITY TOTAL		96		6	102		TOTAL DE MARCHANDISE
CONTAINERIZED FREIGHT	NETH	24			24	P.BAS	FRET CONTENEURISE
	OTHER	1,186			1,186	AUTRE	
COMMODITY TOTAL		1,210			1,210		TOTAL DE MARCHANDISE
<b>COUNTRY/REGION TOTAL</b>		<b>12,762*</b>	<b>785*</b>	<b>51,899*</b>	<b>65,446*</b>		<b>TOTAL DE PAYS/REGION</b>
<b>COLOMBIA</b>							<b>COLOMBIE</b>
MEAT, FRESH OR FROZEN	OTHER	12			12	AUTRE	VIANDE, FRAICHE / CONG.
MILK POWDER	OTHER	1,852			1,852	AUTRE	LAIT EN POUVRE
VEGETABLES, FRESH	OTHER	65			65	AUTRE	LEGUMES, FRAIS
VEGETABLES, DRIED	OTHER	30			30	AUTRE	LEGUMES, SECS
VEGETABLE PREP. NES	OTHER	293			293	AUTRE	PREP. DE LEGUMES NDA
MISC. FOOD PREP. NES	OTHER	18			18	AUTRE	DIV. PREP. ALIM. NDA
GROUND CEREALS NES	DENMK			551	551	DANMK	CEREALES MOULUES NDA
	OTHER			1,630	1,630	AUTRE	
COMMODITY TOTAL				2,181	2,181		TOTAL DE MARCHANDISE
CONC. COMPLETE FEEDS	GER		50		50	ALL	CONC., PROV. COMPLETES
DIST. ALCOHOLIC BEV.	GER		1		1	ALL	BOISS. ALCOOL. DIST.
SEEDS FOR SOWING NES	GER		61		61	ALL	GRAINES DE SEMENCE NDA

TABLE 1. CARGOES LOADED AT CANADIAN PORTS FOR FOREIGN COUNTRIES.

TABLEAU 1. MARCHANDISES CHARGÉES DANS LES PORTS CANADIENS A DESTINATION DE PAYS ÉTRANGERS.

COUNTRY OF DESTINATION AND KIND OF CARGO	REGISTRY OF VESSEL	ATLANTIC ATLANTIQUE	GREAT LAKES GRANDS LACS	PACIFIC PACIFIQUE	TOTAL TOTAL	IMMATIC. DU NAVIRE	PAYS DE DESTINATION ET MARCHANDISE
COLOMBIA CONT. RUBBER, ALLIED GUMS, NAT ASBESTOS	GER GER NETH U S A OTHER	 113 1,768  10,128	18		18 113 1,768 1,822 10,128	ALL ALL P.BAS E-U AUTRE	COLOMBIE SUITE CAOUTCHOUC GOMMES NAT. AMIANTE
COMMOODITY TOTAL		12,009		1,822	13,831		TOTAL DE MARCHANDISE
PHOSPHATE ROCK	OTHER	4			4	AUTRE	ROCHE PHOSPHATEE
WASTE AND SCRAP NES	OTHER	122			122	AUTRE	DECHETS ET REBUTS NDA
PULP	NORW LIBER U S A OTHER	 1,114   1,114		92	92 1,114 1,214 1,748	NORV LIBER E-U AUTRE	PATE
COMMOODITY TOTAL		1,114		3,054	4,168		TOTAL DE MARCHANDISE
NEWSPRINT PAPER	DENMK GER GREEK NORW SWEDN LIBER U S A OTHER	 10,639 3,403 2,750 5,194 6,048  22,941		274	274 10,639 9,743 4,017 5,194 6,678 234 209	DANMK ALL GRECQ NORV SUEDE LIBER E-U AUTRE	PAPIER JOURNAL
COMMOODITY TOTAL		50,975		8,954	59,929		TOTAL DE MARCHANDISE
PAPER NES	OTHER	3			3	AUTRE	PAPIER NDA
BLOG, PAPER AND BOARD	OTHER	1			1	AUTRE	PLAQ. CONSTR., PAP/CART.
WET MACHINE BOARD	GER	1	11		12	ALL	CARTON EN PATE PRESSE
TEXTILE FAB. MTL NES	OTHER	96			96	AUTRE	OUVR. EN MAT. TEXT. NDA
FISH, MARINE ANIMAL OIL	OTHER	2	2		4	AUTRE	HUIL. DE POISSON, AN. MAR
OILS, FATS, WAXES NES	OTHER	9			9	AUTRE	HUIL. MAT. GRAS. CIRE NDA
INORGANIC CHEMS. NES	OTHER	101			101	AUTRE	PROD. CHIM. INORG. NDA
ORGANIC CHEMICALS NES	OTHER	146		1,230	1,376	AUTRE	PROD. CHIM. ORGAN. NDA
EXPLOS., FUSES, CAPS	OTHER	2,755			2,755	AUTRE	EXPLOS., AMORCES, DET.
FERTILIZERS NES	OTHER	12			12	AUTRE	ENGRAIS CHIMIQUE NDA
SYNTHETIC RUBBER	GER OTHER	 369	6		6 369	ALL AUTRE	CAOUTCHOUC SYNTHETIQUE
COMMOODITY TOTAL		369	6		375		TOTAL DE MARCHANDISE
PLASTIC MATERIALS	GER NORW OTHER	 16 66			16 1,161 2,086	ALL NORV AUTRE	MATIERES PLASTIQUES
COMMOODITY TOTAL		82			3,247		TOTAL DE MARCHANDISE
DYESTUFF, PIGMENT, PAINT	GER OTHER	 77	14		14 83	ALL AUTRE	MAT. COLOR. PIG. PEINTURE
COMMOODITY TOTAL		77	14	6	97		TOTAL DE MARCHANDISE
CHEM. SPECIALTIES NES	GER OTHER	 81	2		2 81	ALL AUTRE	PROD. CHIM. SPECTAUX NDA
COMMOODITY TOTAL		81	2		83		TOTAL DE MARCHANDISE
FERRO-ALLOYS	OTHER	13			13	AUTRE	FERRO-ALLIAGES
PRIMARY IRON, STEEL NES	OTHER	42			42	AUTRE	FER, ACIER PRIMAIR. NDA
CASTINGS, FORGINGS	NETH OTHER	 34			34 11	P.BAS AUTRE	MOUL. PIECES FORGEES
COMMOODITY TOTAL		45			45		TOTAL DE MARCHANDISE
BARS AND RODS, STEEL	OTHER	2			2	AUTRE	BARRES ET TIGES ACIER
PLATE & SHEET STEEL	GER OTHER	 1,814	904		904 2,304	ALL AUTRE	TOLES, FEUILLES DACIER
COMMOODITY TOTAL		1,814	1,394		3,208		TOTAL DE MARCHANDISE
PIPES, TUBES, IRON, STEEL	OTHER	8			8	AUTRE	TUYAUX, TUBES FER, ACIER
WIRE	OTHER	25			25	AUTRE	FIL METALLIQUE
ALUMINUM	OTHER	1,742			1,742	AUTRE	ALUMINIUM
COPPER AND ALLOYS	GER NETH OTHER	 11 225	4		4 11 225	ALL P.BAS AUTRE	CUIVRE ET ALLIAGES
COMMOODITY TOTAL		236	4		240		TOTAL DE MARCHANDISE
NICKEL AND ALLOYS	OTHER	17			17	AUTRE	NICKEL ET ALLIAGES
NON-FERROUS METALS NES	OTHER	25			25	AUTRE	METAUX NON-FERREUX NDA
METAL FAB. BASIC PROD.	GER U S A OTHER	  25	12		12 11 30	ALL E-U AUTRE	OUVR. DE BASE EN METAL
COMMOODITY TOTAL		25	5	11	53		TOTAL DE MARCHANDISE
BRICKS, TILES NES	OTHER	50	17		50	AUTRE	BRIQUES, TUILLES NDA
ASBESTOS BASIC PROD.	OTHER	215			215	AUTRE	OUVR. DE BASE AMIANTE
NON-MET. MIN. BASIC PRDD	OTHER	15			15	AUTRE	PROD. MIN. NON-MET. BASE
MACHINERY NES	NORW OTHER	 336			6 336	NORV AUTRE	MACHINES NDA
COMMOODITY TOTAL		342			342		TOTAL DE MARCHANDISE
RAILWAY ROLLING STOCK	OTHER	1			1	AUTRE	MAT. ROUL. DE CH. DE FER
PASS. AUTOS AND CHASSIS	OTHER	508			508	AUTRE	VOITURES PART., CHASSIS
MOTOR VEHICLE ENGINES	GER OTHER	 216	1		1 216	ALL AUTRE	MOTEURS DE VEH. AUTOM.
COMMOODITY TOTAL		216	1		217		TOTAL DE MARCHANDISE
EQUIPMENT MISC.	OTHER	161			161	AUTRE	MATERIEL DIVERS
PERSONAL, HSEHOLD GOODS	OTHER	16		1	17	AUTRE	ART. PERS. ET MENAGERS
CONTAINERS, CLOSURES	OTHER	59			59	AUTRE	CONTENEURS, FERMETURES
MISC. ENO PRODUCTS NES	OTHER	143	1		144	AUTRE	PRODUITS FINIS DIV. NDA
GENERAL CARGO	OTHER	309			309	AUTRE	MARCHANDISES DIVERSES
CONTAINERIZED FREIGHT	U S A			724	724	E-U	FRET CONTENEURESE
COUNTRY/REGION TOTAL		76,258*	1,582*	21,230*	99,070*		TOTAL DE PAYS/REGION

TABLE 1. CARGOES LOADED AT CANADIAN PORTS FOR FOREIGN COUNTRIES.

TABLEAU 1. MARCHANDISES CHARGÉES DANS LES PORTS CANADIENS A DESTINATION DE PAYS ÉTRANGERS.

COUNTRY OF DESTINATION AND KIND OF CARGO	REGISTRY OF VESSEL	ATLANTIC ATLANTIQUE	GREAT LAKES GRANDS LACS	PACIFIC PACIFIQUE	TOTAL TOTAL	IMMATIC. DU NAVIRE	PAYS DE DESTINATION ET MARCHANDISE
<b>EQUADOR</b>							
BARLEY	GREEK			6,062	6,062	GRECQ	EQUATEUR
DIST. ALCOHOLIC BEV.	OTHER	1			1	AUTRE	ORGE
ASBESTOS	NORV			506	506	NORV	BOISS. ALCOOL. DIST.
	OTHER				838	AUTRE	AMIANTE
COMMODITY TOTAL		838		506	1,344		TOTAL DE MARCHANDISE
CRUDE NON-MET. MIN. NES	OTHER	23			23	AUTRE	MIN. NON-MET. BRUTS NDA
PULP	U S A			21	21	E-U	PATE
NEWSPRINT PAPER	DENMK	108			108	DANMK	PAPIER JOURNAL
	GREEK	126		1,159	1,285	GRECQ	
	NORV			321	321	NORV	
	LIBER			4,247	4,247	LIBER	
	OTHER	5,767			5,767	AUTRE	
COMMODITY TOTAL		6,001		5,727	11,728		TOTAL DE MARCHANDISE
PAPER NES	OTHER	14		392	406	AUTRE	PAPIER NDA
PAPERBOARD	NORV			12	12	NORV	CARTON
	OTHER	3			3	AUTRE	
COMMODITY TOTAL		18		12	15		TOTAL DE MARCHANDISE
TEXTILE FAB. MTL NES	OTHER	18			18	AUTRE	OUVR. EN MAT. TEXT. NDA
INORGANIC CHEMS. NES	OTHER	26			26	AUTRE	PROD. CHIM. INDRG. NDA
GLYCOL	OTHER	12			12	AUTRE	GLYCOL
ORGANIC CHEMICALS NES	NORV			34	34	NORV	PROD. CHIM. ORGAN. NDA
	OTHER	13			13	AUTRE	
COMMODITY TOTAL		13		34	47		TOTAL DE MARCHANDISE
DYESTUFF, PIGMENT, PAINT	DENMK	1			1	DANMK	MAT. COLOR. PIG. PEINTURE
	GER		1		1	ALL	
	OTHER	1			1	AUTRE	
COMMODITY TOTAL		2	1		3		TOTAL DE MARCHANDISE
CHEM. SPECIALTIES NES	OTHER	5			5	AUTRE	PROD. CHIM. SPECIAUX NDA
ALUMINUM	OTHER	421			421	AUTRE	ALUMINIUM
COPPER AND ALLOYS	OTHER	2			2	AUTRE	CUIVRE ET ALLIAGES
METAL FAB. BASIC PROD.	OTHER	71			71	AUTRE	OUVR. DE BASE EN METAL
BRICKS, TILES NES	OTHER	104			104	AUTRE	BRICKS, TUILES NDA
GLASS BASIC PRODUCTS	GER		2		2	ALL	OUVR. DE BASE EN VERRE
TRACTORS	OTHER	47			47	AUTRE	TRACTEURS
MACHINERY NES	GER	3			3	ALL	MACHINES NDA
	NORV			6	6	NORV	
	LIBER	432			432	LIBER	
	OTHER	336			336	AUTRE	
COMMODITY TOTAL		771		6	777		TOTAL DE MARCHANDISE
MOTOR VEHICLE ENGINES	NETH	3			3	P-BAS	MOTEURS DE VEH. AUTOM.
	OTHER	35			35	AUTRE	
COMMODITY TOTAL		38			38		TOTAL DE MARCHANDISE
RUBBER TIRES AND TUBES	NETH	5			5	P-BAS	PNEUS, CHAMBRES A AIR
	OTHER	8			8	AUTRE	
COMMODITY TOTAL		13			13		TOTAL DE MARCHANDISE
EQUIPMENT MISC.	U S A			5	5	E-U	MATERIEL DIVERS
	OTHER	17			17	AUTRE	
COMMODITY TOTAL		17		5	22		TOTAL DE MARCHANDISE
PERSONAL, HOUSEHOLD GOODS	U S A			1	1	E-U	ART. PERS. ET MENAGERS
	OTHER	11			12	AUTRE	
COMMODITY TOTAL		11		2	13		TOTAL DE MARCHANDISE
CONTAINERS, CLOSURES	OTHER	1			1	AUTRE	CONTENEURS, FERMETURES
MISC. END PRODUCTS NES	NETH	1			1	P-BAS	PRODUITS FINIS DIV. NDA
	OTHER	2			2	AUTRE	
COMMODITY TOTAL		3			3		TOTAL DE MARCHANDISE
GENERAL CARGO	GREEK	1			1	GRECQ	MARCHANDISES DIVERSES
	OTHER	26			26	AUTRE	
COMMODITY TOTAL		27			27		TOTAL DE MARCHANDISE
COUNTRY/REGION TOTAL		8,482*	3*	12,767*	21,252*		TOTAL DE PAYS/REGION
<b>PERU</b>							
FISH, FRESH OR FROZEN	OTHER			3	3	AUTRE	PEROU
BARLEY	OTHER	20,879		1,036	21,915	AUTRE	POISSON, FRAIS OU CONG.
WHEAT	GREEK			9,520	9,520	GRECQ	ORGE
	NORV			24,976	24,976	NORV	BLE
	LIBER	23,520		67,899	91,419	LIBER	
	OTHER	17,640			17,640	AUTRE	
COMMODITY TOTAL		41,160		102,395	143,555		TOTAL DE MARCHANDISE
MALT AND MALT FLOUR	OTHER	1,414			1,414	AUTRE	MALT ET FARINE DE MALT
POTATOES	OTHER	2,970			2,970	AUTRE	POMMES DE TERRE
SPICES	OTHER	1			1	AUTRE	EPICES
MISC. FOOD PREP. NES	OTHER	4			4	AUTRE	DIV. PREP. ALIM. NDA
CONC. COMPLETE FEEDS	LIBER			12,945	12,945	LIBER	CONC., PROV. COMPLETES
NURSERY, GREENHOUSE STOCK	OTHER	5			5	AUTRE	PROD. PEPINIERE, SERRE
TEXTILE FIBRES NES	DENMK	2			2	DANMK	FIBRES TEXTILES NDA
	GER	88			88	ALL	
COMMODITY TOTAL		90			90		TOTAL DE MARCHANDISE
NON-FERROUS MET. SCRAP	OTHER	51			51	AUTRE	DECHETS METAL. NON FER.
ASBESTOS	GREEK	412			412	GRECQ	AMIANTE
	OTHER	5,307			5,307	AUTRE	
COMMODITY TOTAL		5,719			5,719		TOTAL DE MARCHANDISE
CRUDE NON-MET. MIN. NES	OTHER	152			152	AUTRE	MIN. NON-MET. BRUTS NDA
WASTE AND SCRAP NES	OTHER	75			75	AUTRE	DECHETS ET REBUTS NDA

TABLE 1. CARGOES LOADED AT CANADIAN PORTS FOR FOREIGN COUNTRIES.

TABEAU 1. MARCHANDISES CHARGEES DANS LES PORTS CANADIENS A DESTINATION DE PAYS ETRANGERS.

COUNTRY OF DESTINATION AND KIND OF CARGO	REGISTRY OF VESSEL	ATLANTIC ATLANTIQUE	GREAT LAKES GRANDS LACS	PACIFIC PACIFIQUE	TOTAL TOTAL	IMMATIC. DU NAVIRE	PAYS DE DESTINATION ET MARCHANDISE
PERU CONT.							PEROU SUITE
RUBBER FAB. MATERIALS	OTHER	45			45	AUTRE	DEMI-PROD. CAOUTCHOUC
LUMBER AND TIMBER	OTHER			987	987	AUTRE	BOIS D'OEUVRE ET CHARP.
WOOD FAB. MATERIALS	OTHER	7		21	28	AUTRE	DEMI-PRODUITS EN BOIS
PULP	NORW			425	425	NORV	PATE
	U S A			600	600	E-U	
	OTHER			21,968	21,968	AUTRE	
COMMODITY TOTAL				22,993	22,993		TOTAL DE MARCHANDISE
NEWSPRINT PAPER	DENMK	242			242	DANMK	PAPIER JOURNAL
	GER	725		655	1,380	ALL	
	GREEK	1,093			1,093	GRECQ	
	NORW			2,001	2,001	NORV	
	U S A			232	232	E-U	
	OTHER	15,032		6,291	21,323	AUTRE	
COMMODITY TOTAL		17,092		9,179	26,271		TOTAL DE MARCHANDISE
PAPER NES	OTHER	261			261	AUTRE	PAPIER NOA
BLDG. PAPER AND BOARD	OTHER	1			1	AUTRE	PLAQ. CONSTR., PAP/CART.
TEXTILE FAB. MTL NES	DENMK	2			2	DANMK	OUVR. EN MAT. TEXT. NOA
	GER	2			2	ALL	
	OTHER	43		600	643	AUTRE	
COMMODITY TOTAL		47		600	647		TOTAL DE MARCHANDISE
METALLIC SALTS	OTHER	28			28	AUTRE	SELS METALLIQUES
INORGANIC CHEMS. NES	OTHER	46			46	AUTRE	PROD. CHIM. INDRG. NOA
ORGANIC CHEMICALS NES	U S A			9	9	E-U	PROD. CHIM. ORGAN. NOA
	OTHER	20		43	63	AUTRE	
COMMODITY TOTAL		20		52	72		TOTAL DE MARCHANDISE
SYNTHETIC RUBBER	OTHER	46			46	AUTRE	CAOUTCHOUC SYNTHETIQUE
PLASTIC MATERIALS	DENMK	10			10	DANMK	MATIERES PLASTIQUES
	GER	18			18	ALL	
	NORW			9	9	NORV	
	OTHER	95			95	AUTRE	
COMMODITY TOTAL		123		9	132		TOTAL DE MARCHANDISE
DYE STUFF, PIGMENT, PAINT	DENMK	2			2	DANMK	MAT. COLOR. PIG. PEINTURE
CASTINGS, FORGINGS	NETH	6			6	P. BAS	MOUL. PIECES FORGES
	OTHER	1			1	AUTRE	
COMMODITY TOTAL		7			7		TOTAL DE MARCHANDISE
PLATE & SHEET STEEL	GER	1,400	105		1,505	ALL	TOLES, FEUILLES D'ACIER
	GREEK	1,200			1,200	GRECQ	
	OTHER	6,515			6,515	AUTRE	
COMMODITY TOTAL		9,115	105		9,220		TOTAL DE MARCHANDISE
RAILS & TRACK MATERIAL	OTHER	66			66	AUTRE	RAILS, MAT. VOIE FERRE
PIPES, TUBES: IRON, STEEL	GER		14		14	ALL	TUYAUX, TUBES: FER, ACIER
	OTHER	13			13	AUTRE	
COMMODITY TOTAL		13	14		27		TOTAL DE MARCHANDISE
WIRE	OTHER	5			5	AUTRE	FIL METALLIQUE
ALUMINUM	DENMK	226			226	DANMK	ALUMINIUM
	GER	206			206	ALL	
	U S A			732	732	E-U	
	OTHER	2,452			2,452	AUTRE	
COMMODITY TOTAL		2,884		732	3,616		TOTAL DE MARCHANDISE
COPPER AND ALLOYS	GER	1	5		6	ALL	CUIVRE ET ALLIAGES
	OTHER	23			23	AUTRE	
COMMODITY TOTAL		24	5		29		TOTAL DE MARCHANDISE
NICKEL AND ALLOYS	DENMK	5			5	DANMK	NICKEL ET ALLIAGES
	U S A			1	1	E-U	
	OTHER	2		23	25	AUTRE	
COMMODITY TOTAL		7		24	31		TOTAL DE MARCHANDISE
METAL FAB. BASIC PRD.	DENMK	16			16	DANMK	OUVR. DE BASE EN METAL
	OTHER	66		66	132	AUTRE	
COMMODITY TOTAL		82		66	148		TOTAL DE MARCHANDISE
MISC. FABRICATED PRD.	OTHER	19			19	AUTRE	OUVRAGES DIVERS
MACHINERY NES	DENMK	3			3	DANMK	MACHINES NOA
	GER	1			1	ALL	
	GREEK	5			5	GRECQ	
	NETH	8			8	P. BAS	
	OTHER	594			594	AUTRE	
COMMODITY TOTAL		611			611		TOTAL DE MARCHANDISE
RAILWAY ROLLING STOCK	OTHER	11			11	AUTRE	MAT. ROUL. DE CH. DE FER
TRUCKS AND CHASSIS	OTHER	10			10	AUTRE	CAMIONS ET CHASSIS
MOTOR VEHICLE ENGINES	DENMK	550			550	DANMK	MOTEURS DE VEH. AUTOM.
	OTHER	2			2	AUTRE	
COMMODITY TOTAL		552			552		TOTAL DE MARCHANDISE
EQUIPMENT MISC.	DENMK	2			2	DANMK	MATERIEL DIVERS
	GER	56			56	ALL	
	OTHER	51			51	AUTRE	
COMMODITY TOTAL		109			109		TOTAL DE MARCHANDISE
PERSONAL, HOUSEHOLD GOODS	DENMK	3			3	DANMK	ART. PERS. ET MENAGERS
	U S A			6	6	E-U	
	OTHER	26		3	29	AUTRE	
COMMODITY TOTAL		29		9	38		TOTAL DE MARCHANDISE
FIREARMS, AMMUNITION	OTHER	1			1	AUTRE	ARMES A FEU, MUNITIONS
MISC. END PRODUCTS NES	GER	1			1	ALL	PRODUITS FINIS DIV. NOA
	OTHER	1			1	AUTRE	
COMMODITY TOTAL		2			2		TOTAL DE MARCHANDISE
GENERAL CARGO	GER	2			2	ALL	MARCHANDISES DIVERSES
	GREEK	32			32	GRECQ	
	NETH	3			3	P. BAS	
	OTHER	186			186	AUTRE	
COMMODITY TOTAL		223			223		TOTAL DE MARCHANDISE

TABLE 1. CARGOES LOADED AT CANADIAN PORTS FOR FOREIGN COUNTRIES.

TABLEAU 1. MARCHANDISES CHARGÉES DANS LES PORTS CANADIENS A DESTINATION DE PAYS ÉTRANGERS.

COUNTRY OF DESTINATION AND KIND OF CARGO	REGISTRY OF VESSEL	ATLANTIC ATLANTIQUE	GREAT LAKES GRANDS LACS	PACIFIC PACIFIQUE	TOTAL TOTAL	IMMATIC. DU NAVIRE	PAYS DE DESTINATION ET MARCHANDISE
<b>PERU</b>							<b>PEROU</b>
CONTAINERIZED FREIGHT	GREEK	75			75	GRECQ	SUITE
	OTHER	67			67	AUTRE	FRET CONTENEURESE
COMMODITY TOTAL		142			142		TOTAL DE MARCHANDISE
COUNTRY/REGION TOTAL		104,150*	124*	151,051*	255,325*		TOTAL DE PAYS/REGION
<b>SURINAM</b>							<b>SURINAM</b>
FISH, CANNED	JAPAN			7	7	JAPON	POISSON EN BOITES
EXPLOS., FUSES, CAPS	OTHER	173			173	AUTRE	EXPLOS., AMORCES, DET.
FERTILIZERS NES	OTHER	13			13	AUTRE	ENGRAIS CHIMIQUE NDA
ASPHALTS, ROAD OILS	GER		131		131	ALL	ASPHALTE, BITUME LIQD
METAL FAB. BASIC PROD.	GER		6		6	ALL	OUVR. DE BASE EN METAL
COUNTRY/REGION TOTAL		186*	137*	7*	330*		TOTAL DE PAYS/REGION
<b>URUGUAY</b>							<b>URUGUAY</b>
FISH, FRESH OR FROZEN	ITALY	5			5	ITAL	POISSON, FRAIS OU CONG.
POTATOES	GER	5,614			5,614	ALL	POMMES DE TERRE
	OTHER	10,404			10,404	AUTRE	
COMMODITY TOTAL		16,018			16,018		TOTAL DE MARCHANDISE
DIST. ALCOHOLIC BEV.	GREEK	1			1	GRECQ	BOISS. ALCOOL. DIST.
TOBACCO NES	OTHER		2		2	AUTRE	TABACS NOA
ASBESTOS	OTHER	49			49	AUTRE	AMIANTE
PULP	NORW			112	112	NORV	PATE
NEWSPRINT PAPER	GREEK	440			440	GRECQ	PAPIER JOURNAL
	LIBER	981			981	LIBER	
	OTHER	4,550			4,550	AUTRE	
COMMODITY TOTAL		5,971			5,971		TOTAL DE MARCHANDISE
PAPER NES	LIBER	8			8	LIBER	PAPIER NDA
PAPERBOARD	DENMK	132			132	DANMK	CARTON
	OTHER	25			25	AUTRE	
COMMODITY TOTAL		157			157		TOTAL DE MARCHANDISE
INORGANIC CHEMS. NES	GREEK	5			5	GRECQ	PROD. CHIM. INORG. NDA
ORGANIC CHEMICALS NPS	OTHER	131			131	AUTRE	PROD. CHIM. ORGAN. NDA
SYNTHETIC RUBBER	LIBER		2		2	LIBER	CAOUTCHOUC SYNTHETIQUE
ALUMINIUM	OTHER	47			47	AUTRE	ALUMINIUM
ZINC AND ALLOYS	LIBER	39			39	LIBER	ZINC ET ALLIAGES
PERSONAL, HOUSEHOLD GOODS	OTHER		1		1	AUTRE	ART. PERS. ET MENAGERS
GENERAL CARGO	OTHER	7			7	AUTRE	MARCHANDISES DIVERSES
COUNTRY/REGION TOTAL		22,438*	5*	112*	22,555*		TOTAL DE PAYS/REGION
<b>VENEZUELA</b>							<b>VENEZUELA</b>
MEAT AND MEAT PREP. NES	NORW	75			75	NORV	VIANDES ET PREP. NDA
FISH, FRESH OR FROZEN	GER	181			181	ALL	POISSON, FRAIS OU CONG.
	NORW	2			2	NORV	
	OTHER	3			3	AUTRE	
COMMODITY TOTAL		186			186		TOTAL DE MARCHANDISE
FISH, CANNED	NORW			104	104	NORV	POISSON EN BOITES
	U S A			30	30	E-U	
COMMODITY TOTAL				134	134		TOTAL DE MARCHANDISE
MILK POWDER	GER	2,042			2,042	ALL	LAIT EN POUORE
	GREEK	425			425	GRECQ	
	NORW	312			312	NORV	
	PANAM		25		25	PANAM	
COMMODITY TOTAL		2,779	25		2,804		TOTAL DE MARCHANDISE
DAIRY PROD. EGGS, HONEY	NORW	8			8	NORV	PROD. LAIT., OEUF, MIEL
BARLEY	OTHER		29		29	AUTRE	ORGE
OATS	GER	1,933	3,333	1,024	6,290	ALL	AVOINE
	GREEK		1,571		1,571	GRECQ	
	NORW	222		2,267	2,489	NORV	
	OTHER		325		325	AUTRE	
COMMODITY TOTAL		2,155	5,229	3,291	10,675		TOTAL DE MARCHANDISE
WHEAT	U K		5,490		5,490	R U	BLE
	GER	118	2,688		2,806	ALL	
	GREEK	3,300	2,207		5,507	GRECQ	
COMMODITY TOTAL		3,418	10,385		13,803		TOTAL DE MARCHANDISE
CEREALS UNMILLED, NES	GER	830			830	ALL	CEREALES NON MOUL., NDA
MALT AND MALT FLOUR	GER	2,900	1,227		4,127	ALL	MALT ET FARINE DE MALT
	GREEK		884		884	GRECQ	
	NORW	1,434			1,434	NORV	
	OTHER		442		442	AUTRE	
COMMODITY TOTAL		4,334	2,553		6,887		TOTAL DE MARCHANDISE
WHEAT FLOUR	GER	251			251	ALL	FARINE DE BLE
	NORW	204			204	NORV	
COMMODITY TOTAL		455			455		TOTAL DE MARCHANDISE
CEREALS MILLED, NES	GER	264			264	ALL	CEREALES MOULUES, NDA
	NORW	21			21	NORV	
COMMODITY TOTAL		285			285		TOTAL DE MARCHANDISE
MACARONI, CEREAL PRD.	NORW	112			112	NORV	PATES ALIM. PROD. CEREAL
FRUIT JUICES	GER	6			6	ALL	JUS DE FRUIT
FRUITS, PREP. CANNED	NORW	20			20	NORV	FRUITS PREP. EN BOITE
POTATOES	GER	8,116			8,116	ALL	POMMES DE TERRE
	GREEK	2,378			2,378	GRECQ	

TABLE 1. CARGOES LOADED AT CANADIAN PORTS FOR FOREIGN COUNTRIES.

TABLEAU 1. MARCHANDISES CHARGÉES DANS LES PORTS CANADIENS A DESTINATION DE PAYS ÉTRANGERS.

COUNTRY OF DESTINATION AND KIND OF CARGO	REGISTRY OF VESSEL	ATLANTIC ATLANTIQUE	GREAT LAKES GRANDS LACS	PACIFIC PACIFIQUE	TOTAL TOTAL	IMMATIC. DU NAVIRE	PAYS DE DESTINATION ET MARCHANDISE
VENEZUELA	CDNT.						VENEZUELA SUITE
	NDRW	2,461			2,461	NORV	
	LIBER	1,111			1,111	LIBER	
	OTHER	1,933			1,933	AUTRE	
COMMODITY TOTAL		15,999			15,999		TOTAL DE MARCHANDISE
VEGETABLES, FROZEN	NORW			117	117	NORV	LEGUMES, CONGÉLÉS
	U S A			9	9	E-U	
COMMODITY TOTAL				126	126		TOTAL DE MARCHANDISE
VEGETABLES, DRIED	GER	378	55		433	ALL	LEGUMES, SECS
	OTHER		40		40	AUTRE	
COMMODITY TOTAL		378	95		473		TOTAL DE MARCHANDISE
VEGETABLE PREP.NES	GER	160	31		191	ALL	PREP. DE LEGUMES NDA
	NORW	221		50	271	NORV	
	JAPAN			9	9	JAPON	
	U S A			9	9	E-U	
COMMODITY TOTAL		381	31	68	480		TOTAL DE MARCHANDISE
SUGAR NES.		25			25		SUCRE NDA.
SUGAR PREPARATIONS	NORW	10			10	NORV	PREP. A BASE DE SUCRE
SPICES	GER	2			2	ALL	ÉPICES
MISC.FOOD PREP.NES	GER	5			5	ALL	DIV.PREP.ALIM.NDA
	NORW	52		19	71	NORV	
COMMODITY TOTAL		57		19	76		TOTAL DE MARCHANDISE
HAY,FORAGE,STRAW	GER	98			98	ALL	FOIN,FOURAGE,PAILLE
	GREEK	20			20	GRECQ	
COMMODITY TOTAL		118			118		TOTAL DE MARCHANDISE
GROUND CEREALS NES	GER	350			350	ALL	CÉREALES MOULUES NDA
FEEDS,VEGETABLE ORIGIN	OTHER	17			17	AUTRE	PROV.DORIGINE VÉGÉTALE
CONC.COMPLETE FEEDS	GER	10	578		588	ALL	CONC.,PROV.COMPLETES
	GREEK		578		578	GRECQ	
COMMODITY TOTAL		10	578		588		TOTAL DE MARCHANDISE
NON-ALCOHOLIC BEVERAGE	GER	8			8	ALL	BOISSONS NON-ALCOOLIQ.
DIST.ALCOHOLIC BEV.	GER	23	7		30	ALL	BOISS.ALCOOL.DIST.
RAW HIDES AND SKINS	GER	44			44	ALL	PEAUX ET CUIRS BRUT
	NORW	16			16	NORV	
COMMODITY TOTAL		60			60		TOTAL DE MARCHANDISE
OIL SEEDS,NUTS NES	GER	19			19	ALL	GRAINES,NOIX D'ÉLAG.NDA
CRUDE VEG.PROD.NES	GER	2			2	ALL	PR.BRUTS ORIG.VEG.NDA
	NORW	3			3	NORV	
COMMODITY TOTAL		5			5		TOTAL DE MARCHANDISE
BCLTS,ROUND TIMBER	GER	29			29	ALL	BILLOTS,BDIS ROUNDS
TEXTILE FIBRES NES	GER	247			247	ALL	FIBRES TEXTILES NDA
	GREEK	40			40	GRECQ	
	NORW	38			38	NORV	
COMMODITY TOTAL		325			325		TOTAL DE MARCHANDISE
ZINC ORE AND CONC.	NORW	238			238	NORV	MINÉRAL,CONC.DE ZINC
ASBESTOS	GER	2,253			2,253	ALL	AMIANTE
	GREEK	999			999	GRECQ	
	NORW	188		100	288	NORV	
	LIBER	151			151	LIBER	
	PANAM	314			314	PANAM	
	OTHER			978	978	AUTRE	
COMMODITY TOTAL		3,905		1,078	4,983		TOTAL DE MARCHANDISE
SALT	NORW	5			5	NORV	SEL
CRUDE NON-MET.MIN.NES	GER	70	20		20	ALL	MIN.NON-MET.BRUTS NDA
	NORW	70	20		70	NORV	
	OTHER	70	40		20	AUTRE	
COMMODITY TOTAL		70	40		110		TOTAL DE MARCHANDISE
WASTE AND SCRAP NES	GER	64			64	ALL	DÉCHETS ET REBUTS NDA
LUMBER AND TIMBER	OTHER		118		118	AUTRE	BOIS OEUVRE ET CHARP.
VENEER,PLYWOOD	GER	22			22	ALL	PLACAGES,CONTRE-PLAQ.
WOOD FAB.MATERIALS	GER	21			21	ALL	DEMI-PRODUITS EN BOIS
	GREEK	50			50	GRECQ	
	NORW	8			8	NORV	
COMMODITY TOTAL		79			79		TOTAL DE MARCHANDISE
PULP	DENMK	806			806	DANMK	PATE
	GER	1,347	1,522	3,592	6,461	ALL	
	GREEK	3,866	1,288	9,179	14,333	GRECQ	
	NORW	1,747		2,323	4,070	NORV	
	LIBER	1,229			1,229	LIBER	
	PANAM	123	1,245		1,368	PANAM	
	U S A			130	130	E-U	
	OTHER	2,517	1,211	3,332	7,060	AUTRE	
COMMODITY TOTAL		11,635	5,266	18,556	35,457		TOTAL DE MARCHANDISE
NEWSPRINT PAPER	DENMK	1,646			1,646	DANMK	PAPIER JOURNAL
	GER	22,797		601	23,398	ALL	
	GREEK	13,233		6,016	19,249	GRECQ	
	ITALY			48	48	ITAL	
	NORW	5,879		10,487	16,366	NORV	
	LIBER	3,694		597	4,291	LIBER	
	PANAM	2,852			2,852	PANAM	
	U S A			78	78	E-U	
	OTHER			1,128	1,128	AUTRE	
COMMODITY TOTAL		50,101		18,955	69,056		TOTAL DE MARCHANDISE
PAPER NES	GER	1,717			1,717	ALL	PAPIER NDA
	GREEK	41			41	GRECQ	
	NORW	984			984	NORV	
	OTHER	19			19	AUTRE	
COMMODITY TOTAL		2,761			2,761		TOTAL DE MARCHANDISE

TABLE 1. CARGOES LOADED AT CANADIAN PORTS FOR FOREIGN COUNTRIES.

TABLEAU 1. MARCHANDISES CHARGÉES DANS LES PORTS CANADIENS A DESTINATION DE PAYS ÉTRANGERS.

COUNTRY OF DESTINATION AND KIND OF CARGO	REGISTRY OF VESSEL	ATLANTIC ATLANTIQUE	GREAT LAKES GRANDS LACS	PACIFIC PACIFIQUE	TOTAL TOTAL	IMMATIC. DU NAVIRE	PAYS DE DESTINATION ET MARCHANDISE
VENEZUELA CONT. PAPERBOARD	GER	7			7	ALL	VENEZUELA SUITE
	GREEK	128			128	GRECQ	CARTON
	NORW	232			232	NORV	
COMMODITY TOTAL		367			367		TOTAL DE MARCHANDISE
BLDG.PAPER AND BOARD	GER	1,325			1,325	ALL	PLAQ.CONSTR.,PAP/CART.
WET MACHINE BOARD	GER	35	2		37	ALL	CARTON EN PATE PRESSE
TEXTILE FAB.MTL NES	GER	174			174	ALL	OUVR.EN MAT.TEXT.NDA
	GREEK	66			66	GRECQ	
	NORW	11			11	NORV	
COMMODITY TOTAL		251			251		TOTAL DE MARCHANDISE
FISH,MARINE ANIMAL OIL	OTHER		1		1	AUTRE	HUIL.OE POISSON,AN.MAR
VEG.OILS,FATS NES	NORW	2			2	NORV	HUIL.MAT.GRAS.VEG.NDA
OILS,FATS,WAXES NES	GER	7			7	ALL	HUIL.MAT.GRAS.CIRE NDA
	GREEK	2			2	GRECQ	
COMMODITY TOTAL		9			9		TOTAL DE MARCHANDISE
METALLIC SALTS	GER	141			141	ALL	SELS METALLIQUES
INORGANIC CHEMS. NES	GER	800	4		804	ALL	PROD.CHIM-INORG.NDA
	GREEK	30			30	GRECQ	
	NORW	171			171	NORV	
COMMODITY TOTAL		1,001	4		1,005		TOTAL DE MARCHANDISE
ORGANIC CHEMICALS NES	GER	1,279	173		1,452	ALL	PROD.CHIM.ORGAN.NDA
	GREEK	56			56	GRECQ	
	NORW	359			359	NORV	
	U S A			749	1,108	NORV	
	OTHER		6		39	E-U	
COMMODITY TOTAL		1,694	179	788	2,661	AUTRE	TOTAL DE MARCHANDISE
EXPLOS., FUSES, CAPS	OTHER	325			325	AUTRE	EXPLOS.,AMORCES, DET.
AGRICULTURAL CHEMICALS	GREEK	24			24	GRECQ	PROD.CHIM.AGRICOL
SYNTHETIC RUBBER	GER		2		2	ALL	CAOUTCHOUC SYNTHETIQUE
PLASTIC MATERIALS	GER	720	724		1,444	ALL	MATIERES PLASTIQUES
	NORW	20			20	NORV	
	U S A			975	995	NORV	
	OTHER		287	368	368	E-U	
COMMODITY TOTAL		740	1,011	1,343	3,094	AUTRE	TOTAL DE MARCHANDISE
DYESTUFF,PIGMENT,PAINT	GER	45	33		78	ALL	MAT.COLOR.PIG.PEINTURE
	NORW	7			7	NORV	
	OTHER		8		8	AUTRE	
COMMODITY TOTAL		52	41		93		TOTAL DE MARCHANDISE
CHEM.SPECIALTIES NES	GER	10	5		15	ALL	PROD.CHIM.SPECIALS NDA
	NORW	1			1	NORV	
	U S A			28	28	E-U	
	OTHER		3		3	AUTRE	
COMMODITY TOTAL		11	8	28	47		TOTAL DE MARCHANDISE
LUBRICATING OIL, GREASE	GER	6			6	ALL	HUILE,GRAISSE LUBRIF.
ASPHALTS,ROAD OILS	GER	89			89	ALL	ASPHALTE,BITUME LIQD.
	GREEK	4			4	GRECQ	
COMMODITY TOTAL		93			93		TOTAL DE MARCHANDISE
COAL TAR,PITCH	GER	47			47	ALL	GOUDRON,BRAI DE BOUIL.
PETROL,COAL PROD.NES	GER	55			55	ALL	DERIVE PETR.CHARB.NDA
FERRO-ALLOYS	GER	6			6	ALL	FERRO-ALLIAGES
PRIMARY IRON,STEEL NES	GER	230			230	ALL	FER,ACIER PRIMAIR.NDA
BAR AND RODS,STEEL	GER	2			2	ALL	BARRES ET TIGES ACIER
PLATE & SHEET STEEL	GER	3,447	3,552		6,999	ALL	TOLES,FEUILLES DACIER
	GREEK		17		17	GRECQ	
	NORW	1,177			1,177	NORV	
	OTHER		1,440		1,440	AUTRE	
COMMODITY TOTAL		4,624	5,009		9,633		TOTAL DE MARCHANDISE
STRUCTURAL SHAPES	GER	53			53	ALL	PROFILES DE CONSTRUCT.
PIPES,TUBES:IRON,STEEL	GER	39			39	ALL	TUYAUX,TUBES:FER,ACIER
	NORW	12		13	25	NORV	
COMMODITY TOTAL		51			64		TOTAL DE MARCHANDISE
WIRE	GER	251			251	ALL	FIL METALLIQUE
	NORW	515		2	517	NORV	
COMMODITY TOTAL		766		2	768		TOTAL DE MARCHANDISE
ALUMINIUM	GER	98	6		104	ALL	ALUMINIUM
	OTHER			27	27	AUTRE	
COMMODITY TOTAL		98	6		131		TOTAL DE MARCHANDISE
COPPER AND ALLOYS	GER	1,842	173		2,015	ALL	CUIVRE ET ALLIAGES
	NORW	103		23	126	NORV	
	LIBER	4			4	LIBER	
	OTHER		14		14	AUTRE	
COMMODITY TOTAL		1,949	187	23	2,159		TOTAL DE MARCHANDISE
NICKEL AND ALLOYS	GER	55			55	ALL	NICKEL ET ALLIAGES
ZINC AND ALLOYS	GER	2,135	84		2,219	ALL	ZINC ET ALLIAGES
	GREEK	110			110	GRECQ	
	NORW	226			226	NORV	
COMMODITY TOTAL		2,471	84		2,555		TOTAL DE MARCHANDISE
NON-FERROUS METALS NES	GER		230		230	ALL	METAUX NON-FERREUX NDA
	NORW	23			23	NORV	
COMMODITY TOTAL		23	230		253		TOTAL DE MARCHANDISE
METAL FAB.BASIC PROD.	GER	232	11		243	ALL	OUVR.DE BASE EN METAL
	NORW	205		159	364	NORV	
COMMODITY TOTAL		437	11	159	607		TOTAL DE MARCHANDISE
BRICKS,TILES NES	NORW	144			144	NORV	BRIQUES,TUILES NDA
GLASS BASIC PRODUCTS	GER	31			31	ALL	OUVR.DE BASE EN VERRE
ASBESTOS BASIC PROD.	GER	781			781	ALL	OUVR.DE BASE AMIANTE

TABLE 1. CARGOES LOADED AT CANADIAN PORTS FOR FOREIGN COUNTRIES.

TABLEAU 1. MARCHANDISES CHARGÉES DANS LES PORTS CANADIENS A DESTINATION DE PAYS ÉTRANGERS.

COUNTRY OF DESTINATION AND KIND OF CARGO	REGISTRY OF VESSEL	ATLANTIC ATLANTIQUE	GREAT LAKES GRANDS LACS	PACIFIC PACIFIQUE	TOTAL TOTAL	IMMATIC. DU NAVIRE	PAYS DE DESTINATION ET MARCHANDISE
<b>VENEZUELA CONT.</b>							
COMMODITY TOTAL	NORW	162			162	NORV	VENEZUELA SUITE
LIME	OTHER	943			943		TOTAL DE MARCHANDISE CHAUX
NON-MET. MIN. BASIC PROD	NORW	1	4		5	AUTRE	PROD. MIN. NON-MET. BASE
MISC. FABRICATED PROD.	GER	50			50	NORV	OUVRAGES DIVERS
MACHINERY NES	GER	7			7	ALL	MACHINES NDA
	GER	378	80		458	ALL	
	NORW	35		1	36	NORV	
	U S A			1	1	E-U	
	OTHER		30		30	AUTRE	
COMMODITY TOTAL		413	110	2	525		TOTAL DE MARCHANDISE VOITURES PART., CHASSIS
PASS. AUTOS AND CHASSIS	GER	5,528			5,528	ALL	
	GREEK	569			569	GRECQ	
	NORW	9,720			9,720	NORV	
	PANAM	582			582	PANAM	
COMMODITY TOTAL		16,399			16,399		TOTAL DE MARCHANDISE CAMIONS ET CHASSIS
TRUCKS AND CHASSIS	GER	59	18		77	ALL	MOTEURS DE VEH. AUTOM.
MOTOR VEHICLE ENGINES	GER	1,257	95		1,352	ALL	
	GREEK	2			2	GRECQ	
	NDRW	169			169	NORV	
	PANAM	9	3		12	PANAM	
	OTHER		16		16	AUTRE	
COMMODITY TOTAL		1,437	114		1,551		TOTAL DE MARCHANDISE NAVIRES, AVIONS, VEH. DIV
SHIPS, AIRCRAFT, MIS. VEH EQUIPMENT MISC.	GER	22			22	ALL	MATERIEL DIVERS
	GER	108	18		126	ALL	
	GREEK	25			25	GRECQ	
	NORW	32			32	NORV	
	OTHER		15		15	AUTRE	
COMMODITY TOTAL		165	33		198		TOTAL DE MARCHANDISE ART. PERS. ET MENAGERS
PERSONAL, HOUSEHOLD GOODS	GER	62	3		65	ALL	
	GREEK	19			19	GRECQ	
	NORW	2		2	4	NORV	
	OTHER	53			53	AUTRE	
COMMODITY TOTAL		136	3	2	141		TOTAL DE MARCHANDISE CONTENEURS, FERMETURES
CONTAINERS, CLOSURES	GER	32	10		42	ALL	
	GREEK	7			7	GRECQ	
	NORW	18			18	NORV	
COMMODITY TOTAL		57	10		67		TOTAL DE MARCHANDISE PRODUITS FINIS DIV. NDA
MISC. END PRODUCTS NES	GER	355	13		368	ALL	
	GREEK	66			66	GRECQ	
	NORW	29			29	NORV	
	OTHER	1			1	AUTRE	
COMMODITY TOTAL		451	13		464		TOTAL DE MARCHANDISE MARCHANDISES DIVERSES
GENERAL CARGO	GER	372			372	ALL	
	GREEK	4			4	GRECQ	
	NORW	33			33	NORV	
	PANAM	1			1	PANAM	
COMMODITY TOTAL		410			410		TOTAL DE MARCHANDISE FRET CONTENEURESE
CONTAINERIZED FREIGHT	GER	1,374			1,374	ALL	
	GREEK	2			2	GRECQ	
	NORW	310			310	NORV	
	U S A			8	8	E-U	
COMMODITY TOTAL		1,686		8	1,694		TOTAL DE MARCHANDISE TOTAL DE PAYS/REGION
COUNTRY/REGION TOTAL		140,713*	31,436*	44,622*	216,771*		
<b>BAHAMAS</b>							
MEAT, FRESH OR FROZEN	GREEK	23			23	GRECQ	ILES BAHAMAS
MEAT, CURED	GER	47			47	ALL	VIANDE FRAICHE / CONG.
	GREEK	29			29	GRECQ	VIANDE FUMEE OU SALEE
COMMODITY TOTAL		76			76		TOTAL DE MARCHANDISE VIANDES ET PREP. NDA
MEAT AND MEAT PREP. NES	GER	53			53	ALL	
	GREEK	3			3	GRECQ	
	LIBER	6			6	LIBER	
	PANAM	19			19	PANAM	
COMMODITY TOTAL		81			81		TOTAL DE MARCHANDISE POISSON, FRAIS OU CONG.
FISH, FRESH OR FROZEN	GER	166			166	ALL	
	LIBER	13			13	LIBER	
COMMODITY TOTAL		179			179		TOTAL DE MARCHANDISE POISSON, SALE OU FUME
FISH, SALTED OR CURED	GER	10			10	ALL	
	PANAM	8			8	PANAM	
COMMODITY TOTAL		18			18		TOTAL DE MARCHANDISE POISSON EN BOITES
FISH, CANNED	GER	3			3	ALL	PROD. LAIT., DEUFS, MIEL
DAIRY PROD. EGGS, HONEY	GREEK	33			33	GRECQ	BLE
WHEAT	GREEK	10,441			10,441	GRECQ	FARINE DE BLE
WHEAT FLOUR	GER	500			500	ALL	
	GREEK	202			202	GRECQ	
COMMODITY TOTAL		702			702		TOTAL DE MARCHANDISE CEREALES MOULUES, NDA
CEREALS MILLED, NES	GER	8			8	ALL	
	GREEK	47			47	GRECQ	
	PANAM	20			20	PANAM	
COMMODITY TOTAL		75			75		TOTAL DE MARCHANDISE POMMES
APPLES	GER	45			45	ALL	JUS DE FRUIT
FRUIT JUICES	GREEK	17			17	GRECQ	FRUITS PREP. EN BOITE
FRUITS, PREP. CANNED	GREEK	26			26	GRECQ	POMMES DE TERRE
POTATOES	GER	59			59	ALL	
	GREEK	64			64	GRECQ	



TABLE 1. CARGOES LOADED AT CANADIAN PORTS FOR FOREIGN COUNTRIES.

TABLEAU 1. MARCHANDISES CHARGÉES DANS LES PORTS CANADIENS A DESTINATION DE PAYS ÉTRANGERS.

COUNTRY OF ORIGIN AND KIND OF CARGO	DESTINATION	REGISTRY OF VESSEL	ATLANTIC ATLANTIQUE	GREAT LAKES GRANDS LACS	PACIFIC PACIFIQUE	TOTAL TOTAL	IMMATIC. DU NAVIRE	PAYS DE DESTINATION ET MARCHANDISE
BAHAMAS	CONT.							ILES BAHAMAS SUITE
		LIBER	21			21	LIBER	
		PANAM	28			28	PANAM	
COMMODITY TOTAL			152			152		TOTAL DE MARCHANDISE
VEGETABLES, FRESH		GER	209			209	ALL	LEGUMES, FRAIS
		GREEK	11			11	GRECQ	
		PANAM				23	PANAM	
COMMODITY TOTAL			220	23		243		TOTAL DE MARCHANDISE
VEGETABLES, DRIED		GER	104			104	ALL	LEGUMES, SECS
VEGETABLE PREP.NES		GER	48			48	ALL	PREP. DE LEGUMES NDA
		GREEK	13			13	GRECQ	
COMMODITY TOTAL			61			61		TOTAL DE MARCHANDISE
SUGAR, NES		GER	1,128			1,128	ALL	SUCRE, NDA
		GREEK	897			897	GRECQ	
		LIBER	304			304	LIBER	
		PANAM	191			191	PANAM	
COMMODITY TOTAL			2,520			2,520		TOTAL DE MARCHANDISE
SYRUP		GREEK	2			2	GRECQ	SIROP
SUGAR PREPARATIONS		GREEK	10			10	GRECQ	PREP. A BASE DE SUCRE
		LIBER	2			2	LIBER	
COMMODITY TOTAL			12			12		TOTAL DE MARCHANDISE
TEA		GREEK	11			11	GRECQ	THE
MISC.FOOD PREP.NES		GER	101			101	ALL	DIV.PREP.ALIM.NDA
		GREEK	142	6		148	GRECQ	
		LIBER	17			17	LIBER	
		PANAM	8			52	PANAM	
COMMODITY TOTAL			268	44		318		TOTAL DE MARCHANDISE
NON-ALCOHOLIC BEVERAGE		GREEK	43	50		43	GRECQ	BOISSONS NON-ALCOOLIQ.
		LIBER	10			10	LIBER	
COMMODITY TOTAL			53			53		TOTAL DE MARCHANDISE
DIST.ALCOHOLIC BEV.		GER	3			3	ALL	BOISS.ALCOOL.DIST.
IRON ORE AND CONC		LIBER	18,245			18,245	LIBER	MINERAI,CONC.DE FER
GYPSUM		LIBER	71,973			71,973	LIBER	GYPSE
SALT		GER	5			5	ALL	SEL
		GREEK	5			5	GRECQ	
COMMODITY TOTAL			10			10		TOTAL DE MARCHANDISE
WOOD FAB.MATERIALS		GREEK	1			1	GRECQ	DEMI-PRODUITS EN BOIS
PRINT PAPER		GER	289			289	ALL	PAPIER JOURNAL
		GREEK	225			225	GRECQ	
		PANAM	86			86	PANAM	
COMMODITY TOTAL			600			600		TOTAL DE MARCHANDISE
PAPER NES		GER	13			13	ALL	PAPIER NDA
		GREEK	154			154	GRECQ	
		LIBER	56			56	LIBER	
		PANAM	15			15	PANAM	
COMMODITY TOTAL			238			238		TOTAL DE MARCHANDISE
BLDG.PAPER AND BOARD		GER	301			301	ALL	PLAQ.CONSTR.,PAP/CART.
		GREEK	834			834	GRECQ	
		PANAM	130			130	PANAM	
COMMODITY TOTAL			1,265			1,265		TOTAL DE MARCHANDISE
TEXTILE FAB.MTL NES		GREEK	5			5	GRECQ	OUVR.EN MAT.TEXT.NDA
INORGANIC CHEMS. NES		GREEK	27			27	GRECQ	PROD.CHIM.INDRG.NDA
AGRICULTURAL CHEMICALS		GREEK	1			1	GRECQ	PROD.CHIM.AGRICOLES
PLASTIC MATERIALS		GREEK	71			71	GRECQ	MATIERES PLASTIQUES
		LIBER	1			1	LIBER	
		PANAM	18			18	PANAM	
COMMODITY TOTAL			90			90		TOTAL DE MARCHANDISE
DYESTUFF,PIGMENT,PAINT		GREEK	10			10	GRECQ	MAT.COLOR.PIG.PEINTURE
ASPHALTS,ROAD OILS		PANAM	2			2	PANAM	ASPHALTE,BITUME LIQD.
PRIMARY IRON,STEEL NES		GREEK	5			5	GRECQ	FER,ACIER PRIMAIR.NDA
PLATE & SHEET STEEL		GREEK	2			2	GRECQ	TOLES,FEUILLES D'ACIER
WIRE		GER	140			140	ALL	FIL METALLIQUE
COPPER AND ALLOYS		GREEK	2			2	GRECQ	CUIVRE ET ALLIAGES
ASBESTOS BASIC PROD.		GREEK	11			11	GRECQ	OUVR.DE BASE AMIANTE
		LIBER	12			12	LIBER	
COMMODITY TOTAL			23			23		TOTAL DE MARCHANDISE
CEMENT		GREEK	9			9	GRECQ	CIMENT
CEMENT BASIC PROD.		GREEK	16			16	GRECQ	OUVR.DE BASE CIMENT
LIME		GREEK	10			10	GRECQ	CHAUX
PASS.AUTOS AND CHASSIS		GER	47			47	ALL	VOITURES PART.,CHASSIS
		GREEK	2			6	GRECQ	
COMMODITY TOTAL			49	4		53		TOTAL DE MARCHANDISE
TRUCKS AND CHASSIS		GER	12	4		12	ALL	CAMIONS ET CHASSIS
MOTDR VEHICLE ENGINES		PANAM		2		2	PANAM	MOTEURS DE VEH.AUTOM.
RUBBER TIRES AND TUBES		LIBER	6			6	LIBER	PNEUS, CHAMBRES A AIR
EQUIPMENT MISC.		GER	20			20	ALL	MATERIEL DIVERS
		GREEK	10	1		11	GRECQ	
COMMODITY TOTAL			30	1		31		TOTAL DE MARCHANDISE
PERSONAL,HSEHOLD GOODS		GREEK	25			25	GRECQ	ART.PERS.ET MENAGERS
CONTAINERS,CLOSURES		GER	17			17	ALL	CONTENEURS,FERMETURES
		GREEK		3		3	GRECQ	
COMMODITY TOTAL			17	3		20		TOTAL DE MARCHANDISE
MISC. END PRODUCTS NES		GER	8			8	ALL	PRODUITS FINIS DIV.NDA

TABLE 1. CARGOES LOADED AT CANADIAN PORTS FOR FOREIGN COUNTRIES.

TABLEAU 1. MARCHANDISES CHARGÉES DANS LES PORTS CANADIENS A DESTINATION DE PAYS ÉTRANGERS.

COUNTRY OF DESTINATION AND KIND OF CARGO	REGISTRY OF VESSEL	ATLANTIC ATLANTIQUE	GREAT LAKES GRANDS LACS	PACIFIC PACIFIQUE	TOTAL TOTAL	IMMATIC. DU NAVIRE	PAYS DE DESTINATION ET MARCHANDISE
<b>BAHAMAS CONT.</b>							
	GREEK LIBER	16	8		24	GREGQ LIBER	ILES BAHAMAS SUITE
COMMODITY TOTAL		26	8		34		TOTAL DE MARCHANDISE MARCHANDISES DIVERSES
GENERAL CARGO	GER	13			13	ALL	
	GREEK	20			20	GREGQ	
	LIBER	13			13	LIBER	
	PANAM	17			17	PANAM	
COMMODITY TOTAL		63			63		TOTAL DE MARCHANDISE
CONTAINERIZED FREIGHT	GER	407			407	ALL	FRET CONTENEURESE
	GREEK	115			115	GREGQ	
	LIBER	408			408	LIBER	
COMMODITY TOTAL		930			930		TOTAL DE MARCHANDISE
COUNTRY/REGION TOTAL		108,957*	91*	*	109,048*		TOTAL DE PAYS/REGION
<b>BERMUDA</b>							
MEAT, FRESH OR FROZEN	GER	40			40	ALL	BERMUDES
	NORW	19			19	NORV	VIANDE, FRAICHE / CONG.
COMMODITY TOTAL		59			59		TOTAL DE MARCHANDISE
MEAT, CURED	GER	1			1	ALL	VIANDE FUMEE DU SALEE
	NORW	85			85	NORV	
COMMODITY TOTAL		86			86		TOTAL DE MARCHANDISE
MEAT AND MEAT PREP. NES	GER	53			53	ALL	VIANDES ET PREP. NDA
	NORW	4			4	NORV	
COMMODITY TOTAL		57			57		TOTAL DE MARCHANDISE
FISH, FRESH OR FROZEN	GER	141			141	ALL	POISSON, FRAIS OU CONG.
	NORW	184			184	NORV	
COMMODITY TOTAL		325			325		TOTAL DE MARCHANDISE
FISH, CANNED	GER	15		16	16	ALL	POISSON EN BOITES
	NORW	15			15	NORV	
COMMODITY TOTAL		30		16	31		TOTAL DE MARCHANDISE
SHELL FISH, NES	GER	8			8	ALL	MOLLUSQUES CRUST., NDA
MILK POWDER	GER	101			101	ALL	LAIT EN POWDRE
	NORW	5			5	NORV	
COMMODITY TOTAL		106			106		TOTAL DE MARCHANDISE
DAIRY PROD. EGGS, HONEY	GER	71			71	ALL	PROD. LAIT., OEUF, MIEL
	ITALY	3			3	ITAL	
	NORW	30			30	NORV	
COMMODITY TOTAL		104			104		TOTAL DE MARCHANDISE
OATS	GER	64			64	ALL	AVOINE
	NORW	4			4	NORV	
COMMODITY TOTAL		68			68		TOTAL DE MARCHANDISE
WHEAT	GER	45			45	ALL	BLE
CEREALS UNMILLED, NES	GER	12			12	ALL	CEREALES NON MOUL., NDA
CORN MEAL AND FLOUR	GER	4			4	ALL	SEMOULE, FARINE DE MAIS
	NORW	11			11	NORV	
COMMODITY TOTAL		15			15		TOTAL DE MARCHANDISE
MALT AND MALT FLOUR	GER	114			114	ALL	MALT ET FARINE DE MALT
WHEAT FLOUR	GER	1,603			1,603	ALL	FARINE DE BLE
	ITALY	18			18	ITAL	
	NORW	1,118			1,118	NORV	
COMMODITY TOTAL		2,739			2,739		TOTAL DE MARCHANDISE
CEREALS MILLED, NES	GER	22			22	ALL	CEREALES MOULUES, NDA
	NORW	28			28	NORV	
COMMODITY TOTAL		50			50		TOTAL DE MARCHANDISE
BAKERY PROD. INC. FROZEN	GER	31			31	ALL	PROD. BOUL., PROD. CONG.
MACARONI, CEREAL PROD.	NORW	138			138	NORV	PATES ALIM. PROD. CEREAL
FRESH FRUITS, BERRIES	GER	99			99	ALL	FRUITS, BAIES FRAIS
	ITALY	12			12	ITAL	
	NORW	35			35	NORV	
COMMODITY TOTAL		146			146		TOTAL DE MARCHANDISE
FRUIT JUICES	GER	22			22	ALL	JUS DE FRUIT
FRUIT, PRES. NOT CANNED	GER	3			3	ALL	CONS. FRUITS NON BOITE
FRUITS, PREP. CANNED	GER	10			10	ALL	FRUITS PREP. EN BOITE
	NORW	40			40	NORV	
COMMODITY TOTAL		50			50		TOTAL DE MARCHANDISE
POTATOES	GER	250			250	ALL	POMMES DE TERRE
	NORW	142			142	NORV	
COMMODITY TOTAL		392			392		TOTAL DE MARCHANDISE
VEGETABLES, FRESH	GER	337			337	ALL	LEGUMES, FRAIS
	ITALY	73			73	ITAL	
	NORW	310			310	NORV	
COMMODITY TOTAL		720			720		TOTAL DE MARCHANDISE
VEGETABLES, FROZEN	GER	42			42	ALL	LEGUMES, CONGELES
VEGETABLE PREP. NES	GER	10			10	ALL	PREP. DE LEGUMES NDA
	NORW	224			224	NORV	
COMMODITY TOTAL		234			234		TOTAL DE MARCHANDISE
SUGAR, NES	GER	501			501	ALL	SUCRE, NDA
	ITALY	12			12	ITAL	
	NORW	358			358	NORV	
COMMODITY TOTAL		832			832		TOTAL DE MARCHANDISE
MOLASSES, REFINED	NORW	44			44	NORV	MELASSE, RAFFINEE
SUGAR PREPARATIONS	GER	5			5	ALL	PREP. A BASE DE SUCRE
	NORW	39			39	NORV	

TABLE 1. CARGOES LOADED AT CANADIAN PORTS FOR FOREIGN COUNTRIES.

TABLEAU 1. MARCHANDISES CHARGÉES DANS LES PORTS CANADIENS A DESTINATION DE PAYS ÉTRANGERS.

COUNTRY OF ORIGIN AND KIND OF CARGO	REGISTRY OF VESSEL	ATLANTIC ATLANTIQUE	GREAT LAKES GRANDS LACS	PACIFIC PACIFIQUE	TOTAL TOTAL	IMMATIC. DU NAVIRE	PAYS DE DESTINATION ET MARCHANDISE
BERMUDA CONT.							BERMUDES SUITE
COMMODITY TOTAL		44			44		TOTAL DE MARCHANDISE
SPICES	GER	7			7	ALL	ÉPICES
MISC. FOOD PREP. NES	GER	463			463	ALL	DIV. PRÉP. ALIM. NDA
	ITALY	22			22	ITAL	
	NORW	381			381	NORV	
COMMODITY TOTAL		866			866		TOTAL DE MARCHANDISE
HAY, FORAGE, STRAW	GER	258			258	ALL	FOIN, FOURRAGE, PAILLE
	NORW	192			192	NORV	
COMMODITY TOTAL		450			450		TOTAL DE MARCHANDISE
BRAN, SHDRTS, MIDDINGS	GER	4			4	ALL	SON, ISSUES DE CÉRÉALES
	NORW	15			15	NORV	
COMMODITY TOTAL		19			19		TOTAL DE MARCHANDISE
GROUND CEREALS NES	GER	182			182	ALL	CÉRÉALES MOULUES NDA
	NORW	48			48	NORV	
COMMODITY TOTAL		230			230		TOTAL DE MARCHANDISE
OIL SEED MEAL, CAKE NES	NORW	38			38	NORV	FAR, TOURT, OLEAG. NDA
CONC. COMPLETE FEEDS	GER	21			21	ALL	CONC., PROV. COMPLETES
	NORW	86			86	NORV	
COMMODITY TOTAL		107			107		TOTAL DE MARCHANDISE
NON-ALCOHOLIC BEVERAGE	GER	322			322	ALL	BOISSONS NON-ALCOOLIQ.
	NORW	198			198	NORV	
COMMODITY TOTAL		520			520		TOTAL DE MARCHANDISE
DIST. ALCOHOLIC BEV.	GER	62			62	ALL	BOISS. ALCOOL. DIST.
SEEDS FOR SOWING NES	GER	17			17	ALL	GRAINES DE SEMENCE NDA
CRUDE WOOD MTL. NES	GER	66			66	ALL	MATIÈRES BOIS BRUT NDA
SAND AND GRAVEL	NORW	2			2	NORV	SABLE ET GRAVIERS
SALT	GER	51			51	ALL	SEL
	ITALY	22			22	ITAL	
	NORW	26			26	NORV	
COMMODITY TOTAL		99			99		TOTAL DE MARCHANDISE
CRUDE NON-MET. MIN. NES	NORW	82			82	NORV	MIN. NON-MET. BRUTS NDA
LUMBER AND TIMBER	GER	969			969	ALL	BOIS D'ŒUVRE ET CHARP.
	NORW	501			501	NORV	
COMMODITY TOTAL		1,470			1,470		TOTAL DE MARCHANDISE
SHINGLES AND SHAKES	GER	8			8	ALL	BARDEAUX, BARD. FACADE
PUMBER, PLYWOOD	GER	60		95	155	ALL	PLACAGES, CONTRE-PLAQ.
WOOD FAB. MATERIALS	GER	45			45	ALL	DEMI-PRODUITS EN BOIS
	NORW	162			162	NORV	
COMMODITY TOTAL		207			207		TOTAL DE MARCHANDISE
REWRPRINT PAPER	GER	605			605	ALL	PAPIER JOURNAL
	NORW	338			338	NORV	
COMMODITY TOTAL		943			943		TOTAL DE MARCHANDISE
PAPER NES	GER	237			237	ALL	PAPIER NDA
	NORW	89			89	NORV	
COMMODITY TOTAL		326			326		TOTAL DE MARCHANDISE
PAPERBOARD	GER	16			16	ALL	CARTON
	NORW	71			71	NORV	
COMMODITY TOTAL		87			87		TOTAL DE MARCHANDISE
BLOG. PAPER AND BOARD	GER	1			1	ALL	PLAQ. CONSTR., PAP./CART.
	NORW	74			74	NORV	
COMMODITY TOTAL		75			75		TOTAL DE MARCHANDISE
CORDAGE, TWINE, ROPE	NORW	10			10	NORV	CORDAGE, FICELLE, CORDE
TEXTILE FAB. MTL NES	GER	4			4	ALL	OUVR. EN MAT. TEXT. NDA
OILS, FATS, WAXES NES	GER	2			2	ALL	HUIL. MAT. GRAS. CIRE NDA
METALLIC SALTS	GER	10			10	ALL	SELS MÉTALLIQUES
INORGANIC CHEMS. NES	GER	34			34	ALL	PROD. CHIM. INORG. NDA
	NORW	6			6	NORV	
COMMODITY TOTAL		40			40		TOTAL DE MARCHANDISE
ORGANIC CHEMICALS NES	GER	16			16	ALL	PROD. CHIM. ORGAN. NDA
	NORW	126			126	NORV	
COMMODITY TOTAL		142			142		TOTAL DE MARCHANDISE
EXPLOS., FUSES, CAPS	OTHER	32			32	AUTRE	EXPLOS., AMORCES, DET.
FERTILIZERS NES	GER	356			356	ALL	ENGRAIS CHIMIQUE NDA
	ITALY	11			11	ITAL	
	NORW	155			155	NORV	
COMMODITY TOTAL		522			522		TOTAL DE MARCHANDISE
AGRICULTURAL CHEMICALS	NORW	4			4	NORV	PROD. CHIM. AGRICOLES
DYESTUFF, PIGMENT, PAINT	GER	35			35	ALL	MAT. COLOR. PIG. PEINTURE
	NORW	14			14	NORV	
COMMODITY TOTAL		49			49		TOTAL DE MARCHANDISE
CHEM. SPECIALTIES NES	GER	13			13	ALL	PROD. CHIM. SPÉCIAUX NDA
	NORW	1			1	NORV	
COMMODITY TOTAL		14			14		TOTAL DE MARCHANDISE
ASPHALTS, ROAD OILS	GER	2			2	ALL	ASPHALTE, BITUME LIQD.
	NORW	2			2	NORV	
COMMODITY TOTAL		4			4		TOTAL DE MARCHANDISE
PIG IRON	GER	12			12	ALL	FER EN GUEUSE
BARS AND RODS, STEEL	GER	7			7	ALL	BARRES ET TIGES ACIER
STRUCTURAL SHAPES	GER	60			60	ALL	PROFILES DE CONSTRUCT.
	NORW	8			8	NORV	
COMMODITY TOTAL		68			68		TOTAL DE MARCHANDISE
PIPES, TUBES: IRON, STEEL	GER	214			214	ALL	TUYAUX, TUBES: FER, ACIER
WIRE	GER	6			6	ALL	FIL MÉTALLIQUE
	NORW	88			88	NORV	
COMMODITY TOTAL		94			94		TOTAL DE MARCHANDISE
COPPER AND ALLOYS	GER	16			16	ALL	CUVRES ET ALLIAGES

TABLE 1. CARGOES LOADED AT CANADIAN PORTS FOR FOREIGN COUNTRIES.

TABLEAU 1. MARCHANDISES CHARGÉES DANS LES PORTS CANADIENS A DESTINATION DE PAYS ÉTRANGERS.

COUNTRY OF DESTINATION AND KIND OF CARGO	REGISTRY OF VESSEL	ATLANTIC ATLANTIQUE	GREAT LAKES GRANDS LACS	PACIFIC PACIFIQUE	TOTAL TOTAL	IMMATIC. DU NAVIRE	PAYS DE DESTINATION ET MARCHANDISE
<b>BERMUDA CONT.</b>							<b>BERMUDES SUITE</b>
COMMODITY TOTAL	NORW	19			19	NORV	
NON-FERROUS METALS NES	GER	35			35	ALL	TOTAL DE MARCHANDISE METAUX NON-FERREUX NDA
	NORW	1			1	NORV	
COMMODITY TOTAL		303			303		TOTAL DE MARCHANDISE OUVR. DE BASE EN METAL
METAL FAB. BASIC PROD.	GER	304			304	ALL	
	NORW	81			81	NORV	
COMMODITY TOTAL		164			164		TOTAL DE MARCHANDISE BRIQ. A BATIR ARGILE
BUILDING BRICK, CLAY	ITALY	245			245	ITAL	
	NORW	25			25	NORV	
COMMODITY TOTAL		46			46		TOTAL DE MARCHANDISE BRIQUES, TUILES NDA
BRICKS, TILES NES	GER	20			20	ALL	
	NORW	46			46	NORV	
COMMODITY TOTAL		66			66		TOTAL DE MARCHANDISE OUVR. DE BASE EN VERRE CIMENT CHAUX
GLASS BASIC PRODUCTS	GER	15			15	ALL	
CEMENT	GER	72			72	ALL	PRD. MIN. NON-MET. BASE
LIME	GER	20			20	ALL	
NON-MET. MIN. BASIC PROD	GER	130			130	ALL	
	NORW	15			15	NORV	
COMMODITY TOTAL		145			145		TOTAL DE MARCHANDISE OUVRAGES DIVERS
MISC. FABRICATED PRDD.	GER	25			25	ALL	
	NORW	16			16	NORV	
COMMODITY TOTAL		41			41		TOTAL DE MARCHANDISE MACHINES NDA
MACHINERY NES	GER	53			53	ALL	
	NORW	15			15	NORV	
COMMODITY TOTAL		68			68		TOTAL DE MARCHANDISE MOTEURS DE VEH. AUTOM. VEH. AUTOM. ROUTIERS NDA
MOTOR VEHICLE ENGINES	NORW	16			16	NORV	
ROAD MOTOR VEH. NES	NORW	40			40	NORV	
RUBBER TIRES AND TUBES	GER	32			32	ALL	PNEUS, CHAMBRES A AIR
	NORW	8			8	NORV	
COMMODITY TOTAL		40			40		TOTAL DE MARCHANDISE MATERIEL DIVERS
EQUIPMENT MISC.	GER	244			244	ALL	
	NORW	70			70	NORV	
COMMODITY TOTAL		314			314		TOTAL DE MARCHANDISE ART. PERS. ET MENAGERS
PERSONAL, HSEHOLD GOODS	GER	179		3	182	ALL	
	NORW	148			148	NORV	
COMMODITY TOTAL		327		3	330		TOTAL DE MARCHANDISE ARMES A FEU, MUNITIONS
FIREARMS, AMMUNITION	GER	115			115	ALL	CONTENEURS, FERMETURES
CONTAINERS, CLOSURES	GER	22			22	ALL	
	NORW	18			18	NORV	
COMMODITY TOTAL		40			40		TOTAL DE MARCHANDISE PRODUITS FINIS DIV. NDA
MISC. END PRODUCTS NES	GER	39			39	ALL	
	NORW	34			34	NORV	
COMMODITY TOTAL		73			73		TOTAL DE MARCHANDISE MARCHANDISES DIVERSES
GENERAL CARGO	GER	267			267	ALL	
	ITALY	24			24	ITAL	
	NORW	116			116	NORV	
COMMODITY TOTAL		407			407		TOTAL DE MARCHANDISE FRET CONTENEURESE
CONTAINERIZED FREIGHT	GER	890			890	ALL	
	NORW	3,079			3,079	NORV	
	LIBER	1,019			1,019	LIBER	
COMMODITY TOTAL		4,988			4,988		TOTAL DE MARCHANDISE
COUNTRY/REGION TOTAL		20,926*	*	114*	21,040*		TOTAL DE PAYS/REGION
<b>BR. HONDURAS</b>							<b>HONDURAS BR.</b>
FISH, SALTED OR CURED	GER	18			18	ALL	POISSON, SALE OU FUME
MALT AND MALT FLOUR	OTHER			88	88	AUTRE	MALT ET FARINE DE MALT
WHEAT FLOUR	GER	94			94	ALL	FARINE DE BLE
	NORW	99			99	NORV	
COMMODITY TOTAL		193			193		TOTAL DE MARCHANDISE PREP. DE LEGUMES NDA
VEGETABLE PREP. NES	NORW	17			17	NORV	
SPICES	GER	1			1	ALL	EPICES
MISC. FOOD PREP. NES	GER	3			3	ALL	DIV. PREP. ALIM. NDA
NEWSPRINT PAPER	GER	282			282	ALL	PAPIER JOURNAL
PAPER NES	GER	17			17	ALL	PAPIER NDA
	NORW	41			41	NORV	
COMMODITY TOTAL		58			58		TOTAL DE MARCHANDISE CARTON
PAPERBOARD	GREEK	1,416			1,416	GREQ	OUVR. EN MAT. TEXT. NDA
TEXTILE FAB. MTL NES	GER	5			5	ALL	
	NORW	10			10	NORV	
COMMODITY TOTAL		15			15		TOTAL DE MARCHANDISE PRD. CHIM. INDRG. NDA
INORGANIC CHEMS. NES	GER	11			11	ALL	PRD. CHIM. ORGAN. NDA
ORGANIC CHEMICALS NES	GER	1			1	ALL	EXPLOS., AMORCES, DET.
EXPLOS., FUSES, CAPS	OTHER	33			33	AUTRE	OUVR. DE BASE EN METAL
METAL FAB. BASIC PROD.	GER	7			7	ALL	
	NORW	1			1	NORV	
COMMODITY TOTAL		8			8		TOTAL DE MARCHANDISE MACHINES NDA
MACHINERY NES	NORW	6			6	NORV	CAMIONS ET CHASSIS
TRUCKS AND CHASSIS	GER	46			46	ALL	PNEUS, CHAMBRES A AIR
RUBBER TIRES AND TUBES	NORW	1			1	NORV	MATERIEL DIVERS
EQUIPMENT MISC.	GER	8			8	ALL	ART. PERS. ET MENAGERS
PERSONAL, HSEHOLD GOODS	GER	98		440	538	ALL	
	NORW	7			7	NORV	
COMMODITY TOTAL		105		440	545		TOTAL DE MARCHANDISE

TABLE 1. CARGOES LOADED AT CANADIAN PORTS FOR FOREIGN COUNTRIES.

TABLÉAU 1. MARCHANDISES CHARGÉES DANS LES PORTS CANADIENS À DESTINATION DE PAYS ÉTRANGERS.

COUNTRY OF DESTINATION AND KIND OF CARGO	REGISTRY OF VESSEL	ATLANTIC ATLANTIQUE	GREAT LAKES GRANDS LACS	PACIFIC PACIFIQUE	TOTAL TOTAL	IMMATIC. DU NAVIRE	PAYS DE DESTINATION ET MARCHANDISE
BR. HONOURAS CDNT. CONTAINERS, CLOSURES	GER	18			18	ALL	HONDURAS BR. SUITE
	NORW	1			1	NORV	CONTENEURS, FERMETURES
COMMODITY TOTAL		19			19		TOTAL DE MARCHANDISE
GENERAL CARGO	GER	224			224	ALL	MARCHANDISES DIVERSES
	NORW	1			1	NORV	
COMMODITY TOTAL		225			225		TOTAL DE MARCHANDISE
COUNTRY/REGION TOTAL		2,466*	*	528*	2,994*		TOTAL DE PAYS/REGION
BARBADOS							BARBADOS
CATTLE	GER	1			1	ALL	BOVINS
MEAT, FRESH OR FROZEN	GER	47	57		104	ALL	VIANDE, FRAICHE / CONG.
	NORW	117			117	NORV	
COMMODITY TOTAL		164	57		221		TOTAL DE MARCHANDISE
MEAT, CURED	GER	222	29		251	ALL	VIANDE FUMÉE OU SALÉE
	NORW	324			324	NORV	
COMMODITY TOTAL		546	29		575		TOTAL DE MARCHANDISE
MEAT AND MEAT PREP. NES	GER	350	294		644	ALL	VIANDES ET PREP. NDA
	OTHER		128		128	AUTRE	
COMMODITY TOTAL		350	422		772		TOTAL DE MARCHANDISE
FISH, FRESH OR FROZEN	GER	513			513	ALL	POISSON, FRAIS OU CONG.
	NORW	258			258	NORV	
COMMODITY TOTAL		771			771		TOTAL DE MARCHANDISE
FISH, SALTED OR CURED	GER	105			105	ALL	POISSON, SALÉ OU FUMÉ
	NORW	47			47	NORV	
COMMODITY TOTAL		152			152		TOTAL DE MARCHANDISE
FISH, CANNED	GER	59			59	ALL	POISSON EN BOÎTES
	NORW	45			45	NORV	
	JAPAN				5	JAPON	
COMMODITY TOTAL		104			109		TOTAL DE MARCHANDISE
MILK POWDER	GER	70			70	ALL	LAIT EN POUDRE
BARLEY	GER	135			135	ALL	ORGE
CORN	GER	25			25	ALL	MAIS
OATS	GER	200			200	ALL	AVOINE
	NORW	168			168	NORV	
COMMODITY TOTAL		368			368		TOTAL DE MARCHANDISE
WHEAT	GER	10	1		11	ALL	BLE
CORN MEAL AND FLOUR	NORW	209			209	NORV	SEMOULE, FARINE DE MAIS
MALT AND MALT FLOUR	GER	150	45		195	ALL	MALT ET FARINE DE MALT
	NORW	410			410	NORV	
COMMODITY TOTAL		560	45		605		TOTAL DE MARCHANDISE
WHEAT FLOUR	GER	2,199	712		2,911	ALL	FARINE DE BLE
	NORW	2,493			2,493	NORV	
	OTHER		427		427	AUTRE	
COMMODITY TOTAL		4,692	1,139		5,831		TOTAL DE MARCHANDISE
CEREALS MILLED, NES	GER	104			104	ALL	CÉRÉALES MOULUES, NDA
	NORW	49			49	NORV	
COMMODITY TOTAL		153			153		TOTAL DE MARCHANDISE
BAKERY PROD. INC. FROZEN	GER		1		1	ALL	PROD. BOUL., PROD. CONG.
	NORW				1	NORV	
COMMODITY TOTAL			1		2		TOTAL DE MARCHANDISE
MACARONI, CEREAL PROD.	GER	25			25	ALL	PÂTES ALIM. PROD. CÉRÉAL
	NORW	62			62	NORV	
COMMODITY TOTAL		87			87		TOTAL DE MARCHANDISE
APPLES	GER	10			10	ALL	POMMES
	NORW	50			50	NORV	
COMMODITY TOTAL		60			60		TOTAL DE MARCHANDISE
FRESH FRUITS, BERRIES	GER	88			88	ALL	FRUITS, BAIES FRAIS
FRUITS, PREP. CANNED	GER	68			68	ALL	FRUITS PREP. EN BOÎTE
	NORW	98			98	NORV	
COMMODITY TOTAL		166			166		TOTAL DE MARCHANDISE
NUTS, EXC. OIL NUTS NES	GER		17		17	ALL	NOIX, SAUF OLEAG. NDA
	OTHER		14		14	AUTRE	
COMMODITY TOTAL			31		31		TOTAL DE MARCHANDISE
POTATOES	GER	232			232	ALL	POMMES DE TERRE
	NORW	106			106	NORV	
COMMODITY TOTAL		338			338		TOTAL DE MARCHANDISE
VEGETABLES, FRESH	GER	221			221	ALL	LEGUMES, FRAIS
	NORW	179			179	NORV	
COMMODITY TOTAL		400			400		TOTAL DE MARCHANDISE
VEGETABLES, FROZEN	NORW	80			80	NORV	LEGUMES, CONGÈLES
VEGETABLES, DRIED	GER	3			3	ALL	LEGUMES, SECS
	NORW	99			99	NORV	
	OTHER	8			8	AUTRE	
COMMODITY TOTAL		110			110		TOTAL DE MARCHANDISE
VEGETABLE PREP. NES	GER	252			252	ALL	PREP. DE LEGUMES NDA
	NORW	421			421	NORV	
COMMODITY TOTAL		673			673		TOTAL DE MARCHANDISE
SUGAR, NES	GER	144	56		200	ALL	SUCRE, NDA
	NORW	41			41	NORV	
COMMODITY TOTAL		185	56		241		TOTAL DE MARCHANDISE
SUGAR PREPARATIONS	GER	3			3	ALL	PREP. À BASE DE SUCRE
MARGARINE	GER	6			6	ALL	MARGARINE
MISC. FOOD PREP. NES	GER	290	66		356	ALL	DIV. PREP. ALIM. NDA
	NORW	34			34	NORV	

TABLE 1. CARGOES LOADED AT CANADIAN PORTS FOR FOREIGN COUNTRIES.

TABLEAU 1. MARCHANDISES CHARGÉES DANS LES PORTS CANADIENS A DESTINATION DE PAYS ÉTRANGERS.

COUNTRY OF DESTINATION AND KIND OF CARGO	REGISTRY OF VESSEL	ATLANTIC ATLANTIQUE	GREAT LAKES GRANDS LACS	PACIFIC PACIFIQUE	TOTAL TOTAL	IMMATIC. DU NAVIRE	PAYS DE DESTINATION ET MARCHANDISE
BARBADOS CONT.	OTHER		17		17	AUTRE	BARBADOS SUITE
COMMODITY TOTAL		384	83		467		TOTAL DE MARCHANDISE
BRAN, SHORTS, MIDDINGS	GER	25			25	ALL	SDN, ISSUES DE CEREALES
GROUND CEREALS NES	GER	98			98	ALL	CEREALES MOULUES NDA
	NORW	43			43	NORV	
COMMODITY TOTAL		141			141		TOTAL DE MARCHANDISE
SOYA, OIL MEAL, CAKE	GER	120			120	ALL	FARINE TOURT, GR, SOYA
OIL SEED MEAL, CAKE NES	GER	35			35	ALL	FAR, TOURT, GLEAG, NDA
	NORW	310			310	NORV	
COMMODITY TOTAL		345			345		TOTAL DE MARCHANDISE
CONC. COMPLETE FEEOs	GER	73			73	ALL	CONC., PROV. COMPLETES
	NORW	45			45	NORV	
COMMODITY TOTAL		118			118		TOTAL DE MARCHANDISE
NON-ALCOHOLIC BEVERAGE	GER	58	103		161	ALL	BOISSONS NON-ALCOOLIQ.
	NORW	11			11	NORV	
COMMODITY TOTAL		69	103		172		TOTAL DE MARCHANDISE
ALE, BEER, STOUT, PORTER	GER		2		2	ALL	ALE, BIERE, STOUT, PORTER
WINES	NORW	3			3	NORV	VINS
TOBACCO NES	GER	8			8	ALL	TABACS NDA
CRUDE WOOD MTLs. NES	GER	116			116	ALL	MATIERES BOIS BRUT NDA
TEXTILE FIBRES NES	GER		115		115	ALL	FIBRES TEXTILES NDA
	NORW	5			5	NORV	
	OTHER		33		33	AUTRE	
COMMODITY TOTAL		5	148		153		TOTAL DE MARCHANDISE
ASBESTOS	GER	2			2	ALL	AMIANTE
	NORW	25			25	NORV	
COMMODITY TOTAL		27			27		TOTAL DE MARCHANDISE
COTTON, TEXTILE WASTE	GER	21	87		108	ALL	DECHETS DE COTON, TEXT.
WASTE AND SCRAP NES	NORW	4			4	NORV	DECHETS ET REBUTS NDA
LUMBER AND TIMBER	GER	759			759	ALL	BOIS D'OEUVRE ET CHARP.
	NORW	934			934	NORV	
COMMODITY TOTAL		1,693		3,762	5,455		TOTAL DE MARCHANDISE
SHINGLES AND SHAKES	GER	20		3,762	20	ALL	BARDEAUX, BARD, FACADE
	NORW	49			49	NORV	
COMMODITY TOTAL		69			69		TOTAL DE MARCHANDISE
VENEER, PLYWOOD	GER	35			35	ALL	PLACAGES, CONTRE-PLAQ.
	NORW					NORV	
COMMODITY TOTAL		35		429	464		TOTAL DE MARCHANDISE
WOOD FAB. MATERIALS	GER	4		429	4	ALL	BOIS-PRODUITS EN BOIS
	NORW	6			6	NORV	
	JAPAN				4	JAPAN	
COMMODITY TOTAL		10		4	14		TOTAL DE MARCHANDISE
PULP	GER			352	352	ALL	PAPIER
NEWSPRINT PAPER	GER	330			330	ALL	PAPIER JOURNAL
	NORW	911			911	NORV	
COMMODITY TOTAL		1,241			1,241		TOTAL DE MARCHANDISE
PAPER NES	GER	380	13		393	ALL	PAPIER NDA
	NORW	439			439	NORV	
	OTHER		2		2	AUTRE	
COMMODITY TOTAL		819	15		834		TOTAL DE MARCHANDISE
PAPERBOARD	GER		11		11	ALL	CARTON
	NORW	8			8	NORV	
COMMODITY TOTAL		8	11		19		TOTAL DE MARCHANDISE
BLDG. PAPER AND BOARD	GER	291	3		294	ALL	PLAQ. CONSTR., PAP/CART.
	NORW	110			110	NORV	
	OTHER	1		202	312	NORV	
COMMODITY TOTAL		402	3	202	607	AUTRE	TOTAL DE MARCHANDISE
WET MACHINE BOARD	JAPAN			1	1	JAPAN	CARTON EN PATE PRESSE
JUTE WOVEN FABRICS	GER	7			7	ALL	TISSUS DE JUTE
TEXTILE FAB. MTL NES	GER	126			126	ALL	OUVR. EN MAT. TEXT. NDA
	NORW	22			22	NORV	
COMMODITY TOTAL		148			148		TOTAL DE MARCHANDISE
OILS, FATS, WAXES NES	GER	230			230	ALL	HUIL. MAT. GRAS. CIRE NDA
INORGANIC CHEMS. NES	GER	118			118	ALL	PROD. CHIM. INORG. NDA
	NORW	134			134	NORV	
COMMODITY TOTAL		252			252		TOTAL DE MARCHANDISE
ORGANIC CHEMICALS NES	GER	138			138	ALL	PROD. CHIM. ORGAN. NDA
	NORW	63			63	NORV	
COMMODITY TOTAL		201			201		TOTAL DE MARCHANDISE
EXPLOS., FUSES, CAPS	OTHER	61			61	AUTRE	EXPLOS., AMORCES, DET.
FERTILIZERS NES	OTHER	41			41	AUTRE	ENGRAIS CHIMIQUE NDA
AGRICULTURAL CHEMICALS	NORW	20			20	NORV	PROD. CHIM. AGRICOLES
PLASTIC MATERIALS	GER	23	6		29	ALL	MATIERES PLASTIQUES
DYESTUFF, PIGMENT, PAINT	GER	35			35	ALL	MAT. COLOR. PIG. PEINTURE
	NORW	22			22	NORV	
COMMODITY TOTAL		57			57		TOTAL DE MARCHANDISE
CHEM. SPECIALTIES NES	GER	10	7		17	ALL	PROD. CHIM. SPECIAUX NDA
	OTHER		5		5	AUTRE	
COMMODITY TOTAL		10	12		22		TOTAL DE MARCHANDISE
ASPHALTS, ROAD OILS	NORW	39			39	NORV	ASPHALTE, BITUME LIQD.
	OTHER	20			20	AUTRE	
COMMODITY TOTAL		59			59		TOTAL DE MARCHANDISE
BARs AND RODS, STEEL	GER	43	116		159	ALL	BARRES ET TIGES ACIER
	OTHER	120			120	AUTRE	
COMMODITY TOTAL		163	116		279		TOTAL DE MARCHANDISE
PLATE & SHEET STEEL	GER		117		117	ALL	TOLES, FEUILLES D'ACIER

TABLE 1. CARGOES LOADED AT CANADIAN PORTS FOR FOREIGN COUNTRIES.

TABLOU 1. MARCHANDISES CHARGÉES DANS LES PORTS CANADIENS A DESTINATION DE PAYS ÉTRANGERS.

COUNTRY OF DESTINATION AND KIND OF CARGO	REGISTRY OF VESSEL	ATLANTIC ATLANTIQUE	GREAT LAKES GRANDS LACS	PACIFIC PACIFIQUE	TOTAL TOTAL	IMMATIC. DU NAVIRE	PAYS DE DESTINATION ET MARCHANDISE
<b>BARBADOS CONT.</b>							<b>BARBADOS SUITE</b>
STRUCTURAL SHAPES	GER	195			195	ALL	PROFILES DE CONSTRUCT.
	NORW	80			80	NORV	
COMMODITY TOTAL		275			275		TOTAL DE MARCHANDISE
PIPES, TUBES: IRON, STEEL	GER	256	576		832	ALL	TUYAUX, TUBES: FER, ACIER
	NORW	1,726			1,726	NORV	
COMMODITY TOTAL		1,982	576		2,558		TOTAL DE MARCHANDISE
WIRE	GER		43		43	ALL	FIL METALLIQUE
	NORW				52	NORV	
COMMODITY TOTAL			43		95		TOTAL DE MARCHANDISE
ALUMINIUM	GER	12	52		64	ALL	ALUMINIUM
	NORW	3			3	NORV	
	OTHER		36		36	AUTRE	
COMMODITY TOTAL		15	88		103		TOTAL DE MARCHANDISE
COPPER AND ALLOYS	GER	68			68	ALL	CUIVRE ET ALLIAGES
METAL FAB. BASIC PROD.	GER	11	63		74	ALL	OUVR. DE BASE EN METAL
	NORW	161			161	NORV	
	OTHER		86		86	AUTRE	
COMMODITY TOTAL		172	149		321		TOTAL DE MARCHANDISE
BRICKS, TILES NES	GER	6			6	ALL	BRIQUES, TUILES NDA
GLASS BASIC PRODUCTS	GER	36			36	ALL	OUVR. DE BASE EN VERRE
ASBESTOS BASIC PROD.	GER	13			13	ALL	OUVR. DE BASE AMIANTE
	NORW	28			28	NORV	
COMMODITY TOTAL		41			41		TOTAL DE MARCHANDISE
CEMENT	NORW	1			1	NORV	CEMENT
NON-MET. MIN. BASIC PROD	GER	31			31	ALL	PROD. MIN. NON-MET. BASE
	NORW	80			80	NORV	
COMMODITY TOTAL		111			111		TOTAL DE MARCHANDISE
MISC. FABRICATED PROD.	GER	25			25	ALL	OUVRAGES DIVERS
	NORW	61			61	NORV	
COMMODITY TOTAL		86			86		TOTAL DE MARCHANDISE
TRACTORS	GER	12			12	ALL	TRACTEURS
MACHINERY NES	GER	83	3		86	ALL	MACHINES NDA
	NORW	19			19	NORV	
	OTHER		1		1	AUTRE	
COMMODITY TOTAL		102	4		106		TOTAL DE MARCHANDISE
PASS. AUTOS AND CHASSIS	GER	8			8	ALL	VOITURES PART., CHASSIS
TRUCKS AND CHASSIS	GER	2			2	ALL	CAMIONS ET CHASSIS
MOTOR VEHICLE ENGINES	GER	88	2		90	ALL	MOTEURS DE VEH. AUTOM.
ROAD MOTOR VEH. NES	GER	6			6	ALL	VEH. AUTOM. ROUTIERS NDA
RUBBER TIRES AND TUBES	GER	21			21	ALL	PNEUS, CHAMBRES A AIR
	NORW	8			8	NORV	
COMMODITY TOTAL		29			29		TOTAL DE MARCHANDISE
EQUIPMENT MISC.	GER	16	11		27	ALL	MATERIEL DIVERS
	NORW	37			37	NORV	
COMMODITY TOTAL		53	11		64		TOTAL DE MARCHANDISE
PERSONAL, HOUSEHOLD GOODS	GER	88	24		112	ALL	ART. PERS. ET MENAGERS
	NORW	144			144	NORV	
	OTHER	40	3		43	AUTRE	
COMMODITY TOTAL		272	27		299		TOTAL DE MARCHANDISE
CONTAINERS, CLOSURES	GER	3	29		32	ALL	CONTENEURS, FERMETURES
	NORW	63			63	NORV	
	OTHER		7		7	AUTRE	
COMMODITY TOTAL		66	36		102		TOTAL DE MARCHANDISE
MISC. END PRODUCTS NES	GER	128			128	ALL	PRODUITS FINIS DIV. NDA
	NORW	18			18	NORV	
COMMODITY TOTAL		146			146		TOTAL DE MARCHANDISE
GENERAL CARGO	GER	156			156	ALL	MARCHANDISES DIVERSES
	NORW	235			235	NORV	
COMMODITY TOTAL		391			391		TOTAL DE MARCHANDISE
CONTAINERIZED FREIGHT	GER	493			493	ALL	FRET CONTENEURESE
	NORW	2,677			2,677	NORV	
COMMODITY TOTAL		3,170			3,170		TOTAL DE MARCHANDISE
<b>COUNTRY/REGION TOTAL</b>		<b>24,632*</b>	<b>3,420*</b>	<b>4,755*</b>	<b>32,807*</b>		<b>TOTAL DE PAYS/REGION</b>
<b>JAMAICA</b>							<b>JAMAIQUE</b>
MEAT, FRESH OR FROZEN	GER	288			288	ALL	VIANDE, FRAICHE / CDNG.
	GREEK	5			5	GREQ	
	NORW	22			22	NORV	
COMMODITY TOTAL		315			315		TOTAL DE MARCHANDISE
MEAT, CURED	GER	152			152	ALL	VIANDE FUMEE OU SALEE
	NORW	56			56	NORV	
COMMODITY TOTAL		208			208		TOTAL DE MARCHANDISE
MEAT AND MEAT PREP. NES	GER	180	61		241	ALL	VIANDES ET PREP. NDA
	NORW	55			55	NORV	
	OTHER		26		26	AUTRE	
COMMODITY TOTAL		235	87		322		TOTAL DE MARCHANDISE
FISH, FRESH OR FROZEN	GER	3,984			3,984	ALL	POISSON, FRAIS OU CDNG.
	GREEK	132			132	GREQ	
	ITALY	54			54	ITAL	
	NORW	916			916	NORV	
	LIBER	113			113	LIBER	
	PANAM	663			663	PANAM	
COMMODITY TOTAL		5,862			5,862		TOTAL DE MARCHANDISE
FISH, SALTED OR CURED	GER	472			472	ALL	POISSON, SALE OU FUME

TABLE 1. CARGOES LOADED AT CANADIAN PORTS FOR FOREIGN COUNTRIES.

TABLEAU 1. MARCHANDISES CHARGÉES DANS LES PORTS CANADIENS A DESTINATION DE PAYS ÉTRANGERS.

COUNTRY OF DESTINATION AND KIND OF CARGO	REGISTRY OF VESSEL	ATLANTIC ATLANTIQUE	GREAT LAKES GRANDS LACS	PACIFIC PACIFIQUE	TOTAL TOTAL	IMMATIC. DU NAVIRE	PAYS DE DESTINATION ET MARCHANDISE
JAMAICA	CDNT.						JAMAIQUE
	GREEK	386			386	GRECQ	SUITE
	NORW	55			55	NORV	
COMMODITY TOTAL		913			913		TOTAL DE MARCHANDISE
FISH, CANNED	GER	1,739			1,739	ALL	POISSON EN BOITES
	GREEK	576			576	GRECQ	
	JAPAN			18	18	JAPON	
	U S A			44	44	E-U	
COMMODITY TOTAL		2,315		62	2,377		TOTAL DE MARCHANDISE
MILK POWDER	GER	258			258	ALL	LAIT EN POWDRE
	GREEK	15			15	GRECQ	
	NORW	13			13	NORV	
	LIBER	8			8	LIBER	
COMMODITY TOTAL		294			294		TOTAL DE MARCHANDISE
OATS	GER	91	493		584	ALL	AVOINE
	NORW	226			226	NORV	
COMMODITY TOTAL		317	493		810		TOTAL DE MARCHANDISE
WHEAT	GER	7,932			7,932	ALL	BLE
	NORW	28			28	NORV	
	LIBER	22,904			22,904	LIBER	
	OTHER	13,776			13,776	AUTRE	
COMMODITY TOTAL		44,640			44,640		TOTAL DE MARCHANDISE
CEREALS UNMILLED, NES	GER	11			11	ALL	CEREALES NON MOUL., NDA
CORN MEAL AND FLOUR	GER	53			53	ALL	SEMOULE, FARINE DE MAIS
	NORW	26			26	NORV	
COMMODITY TOTAL		79			79		TOTAL DE MARCHANDISE
MALT AND MALT FLOUR	GER	2,513	3,233		5,746	ALL	MALT ET FARINE DE MALT
	NORW	1,303			1,303	NORV	
	OTHER		473		473	AUTRE	
COMMODITY TOTAL		3,816	3,706		7,522		TOTAL DE MARCHANDISE
WHEAT FLOUR	GER	1,550			1,550	ALL	FARINE DE BLE
	NORW	704			704	NORV	
COMMODITY TOTAL		2,254			2,254		TOTAL DE MARCHANDISE
CEREALS MILLED, NES	GER	38			38	ALL	CEREALES MOULUES, NDA
	NORW	15			15	NORV	
COMMODITY TOTAL		53			53		TOTAL DE MARCHANDISE
MACARONI, CEREAL PROD.	GER	27			27	ALL	PATES ALIM. PROD. CEREAL
	NORW	359			359	NORV	
COMMODITY TOTAL		386			386		TOTAL DE MARCHANDISE
APPLES	GER	74			74	ALL	POMMES
	NORW	51			51	NORV	
COMMODITY TOTAL		125			125		TOTAL DE MARCHANDISE
FRESH FRUITS, BERRIES	GER	10			10	ALL	FRUITS, BAIES FRAIS
Fruit Juices	GER	40			40	ALL	JUS DE FRUIT
	NORW	8			8	NORV	
COMMODITY TOTAL		48			48		TOTAL DE MARCHANDISE
FRUITS, PREP. CANNED	GER	3			3	ALL	FRUITS PREP. EN BOITE
	NORW	53			53	NORV	
COMMODITY TOTAL		56			56		TOTAL DE MARCHANDISE
NUTS, EXC. OIL NUTS NES	OTHER		3		3	AUTRE	NOIX, SAUF OLEAG. NDA
POTATOES	GER	1,253			1,253	ALL	POMMES DE TERRE
	PANAM	727			727	PANAM	
COMMODITY TOTAL		1,980			1,980		TOTAL DE MARCHANDISE
VEGETABLES, FRESH	GER	130			130	ALL	LEGUMES, FRAIS
	NORW	10			10	NORV	
COMMODITY TOTAL		140			140		TOTAL DE MARCHANDISE
VEGETABLES, FROZEN	GER	5			5	ALL	LEGUMES, CONGELES
VEGETABLES, DRIED	GER		8		8	ALL	LEGUMES, SECS
	OTHER		140		140	AUTRE	
COMMODITY TOTAL		148	148		148		TOTAL DE MARCHANDISE
VEGETABLE PREP. NES	GER	134			134	ALL	PREP. DE LEGUMES NDA
	NORW	61			61	NORV	
COMMODITY TOTAL		195			195		TOTAL DE MARCHANDISE
SUGAR, NES	GER	952	3,000		3,952	ALL	SUCRE, NDA
SYRUP	GER	23			23	ALL	SIROP
SUGAR PREPARATIONS	NORW	25			25	NORV	PREP. A BASE DE SUCRE
SPICES	GER	27			27	ALL	EPICES
	NORW	1			1	NORV	
COMMODITY TOTAL		28			28		TOTAL DE MARCHANDISE
VINEGAR	GER	58			58	ALL	VINAIGRE
	NORW	2			2	NORV	
COMMODITY TOTAL		60			60		TOTAL DE MARCHANDISE
MISC. FOOD PREP. NES	GER	386	13		399	ALL	DIV. PREP. ALIM. NDA
	NORW	309			309	NORV	
COMMODITY TOTAL		695	13		708		TOTAL DE MARCHANDISE
HULLS, SCREENINGS, CHAFF	GER	39			39	ALL	ECOLURES, CRIBLURES, BAL
GROUND CEREALS NES	GER	222			222	ALL	CEREALES MOULUES NDA
	NORW	252			252	NORV	
COMMODITY TOTAL		474			474		TOTAL DE MARCHANDISE
CONC. COMPLETE FEEDS	GER	303	36		339	ALL	CONC., PROV. COMPLETEES
	NORW	148			148	NORV	
COMMODITY TOTAL		451	36		487		TOTAL DE MARCHANDISE
NON-ALCOHOLIC BEVERAGE	GER	167			167	ALL	BOISSONS NON-ALCOOLIQ.
	NORW	30			30	NORV	
COMMODITY TOTAL		197			197		TOTAL DE MARCHANDISE
DIST. ALCOHOLIC BEV.	GER	4			4	ALL	BOISS. ALCOOL. DIST.



TABLE 1. CARGOES LOADED AT CANADIAN PORTS FOR FOREIGN COUNTRIES.

TABLEAU 1. MARCHANDISES CHARGÉES DANS LES PORTS CANADIENS A DESTINATION DE PAYS ÉTRANGERS.

COUNTRY OF DESTINATION AND KIND OF CARGO	REGISTRY OF VESSEL	ATLANTIC ATLANTIQUE	GREAT LAKES GRANDS LACS	PACIFIC PACIFIQUE	TOTAL TOTAL	IMMATIC. DU NAVIRE	PAYS DE DESTINATION ET MARCHANDISE
<b>JAMAICA CONT.</b>							<b>JAMAIQUE SUITE</b>
TOBACCO NES	NORW	14			14	NORV	TABACS NOA
RAW HIDES AND SKINS	GER	119			119	ALL	PEAUX ET CUIRS BRUT
	NORW	98			98	NORV	
COMMODITY TOTAL		217			217		TOTAL DE MARCHANDISE
CRUDE ANIMAL PROD.NES	GER	1			1	ALL	PR.BRUTS ORIG.ANIM.NDA
SOYA BEANS	GER	25			25	ALL	GRAINE DE SOYA
BOLTS,ROUND TIMBER	GER	15			15	ALL	BILLOTS,BOIS RONDS
CRUDE WOOD MTL.S. NES	NORW	15			15	NORV	MATIERES BOIS BRUT NOA
ZINC ORE AND CONC.	NORW	88			88	NORV	MINERAI,CONC.DE ZINC
ASBESTOS	GER	153			153	ALL	AMIANTE
	NORW	508			508	NORV	
COMMODITY TOTAL		661			661		TOTAL DE MARCHANDISE
SALT	GER	33			33	ALL	SEL
	NORW	16			16	NORV	
COMMODITY TOTAL		49			49		TOTAL DE MARCHANDISE
LUMBER AND TIMBER	GER	401	9		410	ALL	BOIS D'OEUVRE ET CHARP.
	ITALY	41			41	ITAL	
	NORW	110			110	NORV	
	OTHER	30			30	AUTRE	
COMMODITY TOTAL		582	9		591		TOTAL DE MARCHANDISE
RAILWAY TIES	GER	533			533	ALL	TRAVERSES DE CH. FER
	NORW	358			358	NORV	
COMMODITY TOTAL		891			891		TOTAL DE MARCHANDISE
SHINGLES AND SHAKES	GER	92			92	ALL	BARDEAUX, BARDEAUX FACADE
	NORW			567	567	NORV	
COMMODITY TOTAL		92		567	659		TOTAL DE MARCHANDISE
VENEER, PLYWOOD	GER	73		16	89	ALL	PLACAGES, CONTRE-PLAQUE
	NORW			88	88	NORV	
	U S A			247	247	E-U	
COMMODITY TOTAL		73		351	424		TOTAL DE MARCHANDISE
COOPERAGE STOCK	NORW	48			48	NORV	DEMI-PROD. TONNELLERIE
	U S A			26	26	E-U	
COMMODITY TOTAL		48		26	74		TOTAL DE MARCHANDISE
WOOD FAB.MATERIALS	GER	83			83	ALL	DEMI-PRODUITS EN BOIS
	NORW	45			45	NORV	
	U S A			16	16	E-U	
COMMODITY TOTAL		128		16	144		TOTAL DE MARCHANDISE
PULP	GER	258		689	947	ALL	PATE
	CAN	114			114	CAN	
COMMODITY TOTAL		372		689	1,061		TOTAL DE MARCHANDISE
NEWSPRINT PAPER	GER	4,476	1,290		5,766	ALL	PAPIER JOURNAL
	GREEK	1,142			1,142	GRECQ	
	NORW	607			607	NORV	
	CAN	5,035			5,035	CAN	
	OTHER	797			797	AUTRE	
COMMODITY TOTAL		12,057	1,290		13,347		TOTAL DE MARCHANDISE
PAPER NES	GER	1,293	9		1,302	ALL	PAPIER NDA
	GREEK	358	8		366	GRECQ	
	NORW	734			734	NORV	
	LIBER	133			133	LIBER	
	U S A			53	53	E-U	
COMMODITY TOTAL		2,518	17	53	2,588		TOTAL DE MARCHANDISE
PAPERBOARD	GER	545	4		549	ALL	CARTON
	GREEK	4			4	GRECQ	
	NORW	292			292	NORV	
	OTHER	538			538	AUTRE	
COMMODITY TOTAL		1,379	4		1,383		TOTAL DE MARCHANDISE
BLDG.PAPER AND BOARD	GER	978			978	ALL	PLAQ.CONSTR., PAP/CART.
	NORW	60		88	148	NORV	
	U S A			3	3	E-U	
	OTHER	160			160	AUTRE	
COMMODITY TOTAL		1,198		91	1,289		TOTAL DE MARCHANDISE
WET MACHINE BOARD	PANAM	186			186	PANAM	CARTON EN PATE PRESSE
CORDAGE, TWINE, ROPE	ITALY	3			3	ITAL	CORDAGE, FICELLE, CORDE
TEXTILE FAB.MTL NES	GER	19			19	ALL	OUVR. EN MAT. TEXT. NOA
	GREEK	3			3	GRECQ	
	NORW	23			23	NORV	
COMMODITY TOTAL		45			45		TOTAL DE MARCHANDISE
SULPHURIC ACID	GER	7			7	ALL	ACIDE SULFURIQUE
METALLIC SALTS	GER	69			69	ALL	SELS METALLIQUES
INORGANIC CHEMS. NES	GER	343			343	ALL	PROD.CHIM. INDRG. NDA
	GREEK	6			6	GRECQ	
	NORW	12			12	NORV	
COMMODITY TOTAL		361			361		TOTAL DE MARCHANDISE
ORGANIC CHEMICALS NES	GER	313	8		321	ALL	PROD.CHIM. ORGAN. NDA
	GREEK	45			45	GRECQ	
	NORW	284			284	NORV	
COMMODITY TOTAL		642	8		650		TOTAL DE MARCHANDISE
EXPLOS., FUSES, CAPS	OTHER	194			194	AUTRE	EXPLOS., AMORCES, DET.
AGRICULTURAL CHEMICALS	NORW	1			1	NORV	PROD.CHIM. AGRICOLES
PLASTIC MATERIALS	GER	55			55	ALL	MATIERES PLASTIQUES
	NORW	53			53	NORV	
	PANAM		1		1	PANAM	
COMMODITY TOTAL		108	1		109		TOTAL DE MARCHANDISE
DYESTUFF, PIGMENT, PAINT	GER	65	68		133	ALL	MAT. COLOR. PIG. PEINTURE
	NORW	10			10	NORV	

TABLE 1. CARGOES LOADED AT CANADIAN PORTS FOR FOREIGN COUNTRIES.

TABLEAU 1. MARCHANDISES CHARGÉES DANS LES PORTS CANADIENS A DESTINATION DE PAYS ÉTRANGERS.

COUNTRY OF DESTINATION AND KIND OF CARGO	REGISTRY OF VESSEL	ATLANTIC ATLANTIQUE	GREAT LAKES GRANDS LACS	PACIFIC PACIFIQUE	TOTAL TOTAL	IMMATIC. OU NAVIRE	PAYS DE DESTINATION ET MARCHANDISE
JAMATCA CONT.							JAMATIQUE SUITE
COMMODITY TOTAL	LIBFR	8			8	LTBER	
CHEM. SPECIALTIES NES	GER	83	68		151	ALL	TOTAL DE MARCHANDISE
	OTHER	49	54		103	AUTRE	PROD. CHIM. SPECIAUX NDA
COMMODITY TOTAL		49	57		106		TOTAL DE MARCHANDISE
LUBRICATING OIL, GREASE	NORW	3			3	NORV	HUILE, GRAISSE LUBRIF.
FERRC-ALLOYS	GER	66	80		146	ALL	FERRC-ALLIAGES
CASTINGS, FORGINGS	GER	181			181	ALL	MOUL. PIECES FORGEES
	U S A			1	1	E-U	
COMMODITY TOTAL		181		1	182		TOTAL DE MARCHANDISE
BAR AND RODS, STEEL	GER	6			6	ALL	BARRES ET TIGES ACIER
PLATE & SHEET STEEL	GER	383	23		406	ALL	TOLES, FEUILLES D'ACIER
	NORW	59			59	NORV	
	PANAM	3			3	PANAM	
COMMODITY TOTAL		445	23		468		TOTAL DE MARCHANDISE
STRUCTURAL SHAPES	GER	1,367			1,367	ALL	PROFILES DE CONSTRUCT.
	NORW	45			45	NORV	
COMMODITY TOTAL		1,412			1,412		TOTAL DE MARCHANDISE
PIPES, TUBES: IRON, STEEL	GER	137			137	ALL	TUYAUX, TUBES: FER, ACIER
	NORW	119			119	NORV	
COMMODITY TOTAL		256			256		TOTAL DE MARCHANDISE
WIRE	GER	102			102	ALL	FIL METALLIQUE
	NORW	148			148	NORV	
COMMODITY TOTAL		250			250		TOTAL DE MARCHANDISE
ALUMINIUM	GER	2,320			2,320	ALL	ALUMINIUM
	NORW	396			396	NORV	
COMMODITY TOTAL		2,716			2,716		TOTAL DE MARCHANDISE
COPPER AND ALLOYS	GER		8		8	ALL	CUIVRE ET ALLIAGES
	OTHER		14		14	AUTRE	
COMMODITY TOTAL			22		22		TOTAL DE MARCHANDISE
ZINC AND ALLOYS	GER	94			94	ALL	ZINC ET ALLIAGES
	NORW	58			58	NORV	
COMMODITY TOTAL		152			152		TOTAL DE MARCHANDISE
NON-FERROUS METALS NES	GER	9			9	ALL	METAUX NON-FERREUX NDA
METAL FAB. BASIC PROD.	GER	82	20		102	ALL	OUVR. DE BASE EN METAL
	GREEK	4			4	GRECQ	
	NORW	46			46	NORV	
	U S A			8	8	E-U	
	OTHER		3		3	AUTRE	
COMMODITY TOTAL		132	3		135		TOTAL DE MARCHANDISE
BRICKS, TILES NES	GER	44	23	8	75	ALL	BRIQUES, TILES NDA
	NORW	124			124	NORV	
	PANAM	134			134	PANAM	
COMMODITY TOTAL		302			302		TOTAL DE MARCHANDISE
CEMENT	GER	2			2	ALL	CEMENT
CEMENT BASIC PROD.	GER		26		26	ALL	OUVR. DE BASE CEMENT
NON-MET. MIN. BASIC PROD.	GER	58			58	ALL	PROD. MIN. NON-MET. BASE
	NORW	100			100	NORV	
COMMODITY TOTAL		158			158		TOTAL DE MARCHANDISE
MISC. FABRICATED PROD.	NORW	2			2	NORV	OUVRAGES DIVERS
MACHINERY NES	GER	363	11		374	ALL	MACHINES NDA
	NORW	40			40	NORV	
	PANAM		4		4	PANAM	
	U S A			1	1	E-U	
COMMODITY TOTAL		403	15	1	419		TOTAL DE MARCHANDISE
RAILWAY ROLLING STOCK	GER	38			38	ALL	MAT. ROUL. DE CH. DE FER
	NORW	60			60	NORV	
COMMODITY TOTAL		98			98		TOTAL DE MARCHANDISE
PASS. AUTOS AND CHASSIS	GER	82			82	ALL	VOITURES PART., CHASSIS
	NORW	85			85	NORV	
COMMODITY TOTAL		167			167		TOTAL DE MARCHANDISE
TRUCKS AND CHASSIS	NORW	48			48	NORV	CAMIONS ET CHASSIS
MOTOR VEHICLE ENGINES	GER	8	2		10	ALL	MOTEURS DE VEH. AUTOM.
	NORW	1			1	NORV	
COMMODITY TOTAL		9	2		11		TOTAL DE MARCHANDISE
ROAD MOTOR VEH. NES	GREEK	10			10	GRECQ	VEH. AUTOM. ROUTIERS NDA
SHIPS, AIRCRAFT, MIS. VEH	GER		1		1	ALL	NAVIRES, AVIONS, VEH. DIV
RUBBER TIRES AND TUBES	GER	24			24	ALL	PNEUS, CHAMBRES A AIR
EQUIPMENT MISC.	GREEK	113	62		175	ALL	MATERIEL DIVERS
	NORW	4			4	GRECQ	
	PANAM	123			123	NORV	
	OTHER		1		1	PANAM	
COMMODITY TOTAL		240	71		311		TOTAL DE MARCHANDISE
PERSONAL, HOUSEHOLD GOODS	GER	45	21		66	ALL	ART. PERS. ET MENAGERS
	GREEK	2			2	GRECQ	
	NORW	28			28	NORV	
	PANAM		1		1	PANAM	
	U S A			2	2	E-U	
COMMODITY TOTAL		75	22	2	99		TOTAL DE MARCHANDISE
CONTAINERS, CLOSURES	GER	594	857		1,451	ALL	CONTENEURS, FERMETURES
	GREEK		17		17	GRECQ	
	NORW	358			358	NORV	
	OTHER		28		28	AUTRE	
COMMODITY TOTAL		952	902		1,854		TOTAL DE MARCHANDISE
MISC. END PRODUCTS NES	GER	315	5		320	ALL	PRODUITS FINIS DIV. NDA

TABLE 1. CARGOES LOADED AT CANADIAN PORTS FOR FOREIGN COUNTRIES.

TABLEAU 1. MARCHANDISES CHARGÉES DANS LES PORTS CANADIENS A DESTINATION DE PAYS ÉTRANGERS.

COUNTRY OF DESTINATION AND KIND OF CARGO	REGISTRY OF VESSEL	ATLANTIC ATLANTIQUE	GREAT LAKES GRANDS LACS	PACIFIC PACIFIQUE	TOTAL TOTAL	IMMATIC. DU NAVIRE	PAYS DE DESTINATION ET MARCHANDISE
<b>JAMAICA CONT.</b>							<b>JAMAIQUE SUITE</b>
	GREEK	3	5		8	GREQQ	
	NORW	81			81	NORV	
COMMODITY TOTAL		399	10		409		TOTAL DE MARCHANDISE
GENERAL CARGO	GER	532			532	ALL	MARCHANDISES DIVERSES
	NORW	165			165	NORV	
	LIBER	5			5	LIBER	
	U S A			3	3	E-U	
COMMODITY TOTAL		702		3	705		TOTAL DE MARCHANDISE
CONTAINERIZED FREIGHT	GER	4,382		3	4,382	ALL	FRET CONTENÉURESE
	NORW	2,864			2,864	NORV	
	LIBER	9			9	LIBER	
	OTHER	2,644			2,644	AUTRE	
COMMODITY TOTAL		9,899			9,899		TOTAL DE MARCHANDISE
COUNTRY/REGION TOTAL		108,494*	10,137*	1,870*	120,501*		TOTAL DE PAYS/REGION
<b>LEE-WIND IS.</b>							<b>I. LEEW-WIND.</b>
MEAT, FRESH OR FROZEN	GER	79			79	ALL	VIANDE, FRAICHE / CONG.
	NORW	1			1	NORV	
COMMODITY TOTAL		80			80		TOTAL DE MARCHANDISE
MEAT, CURED	GER	342			342	ALL	VIANDE FUMÉE DU SALEE
	NORW	2			2	NORV	
COMMODITY TOTAL		344			344		TOTAL DE MARCHANDISE
MEAT AND MEAT PREP. NES	GER	216			216	ALL	VIANDES ET PREP. NDA
FISH, FRESH OR FROZEN	GER	1,906			1,906	ALL	POISSON, FRAIS DU CONG.
	NORW	63			63	NORV	
COMMODITY TOTAL		1,969			1,969		TOTAL DE MARCHANDISE
FISH, SALTED OR CURED	GER	295			295	ALL	POISSON, SALE OU FUME
	NORW	2			2	NORV	
COMMODITY TOTAL		297			297		TOTAL DE MARCHANDISE
BUTTER	GER	11			11	ALL	BEURRE
MILK POWDER	GER	268			268	ALL	LAIT EN POUORE
DAIRY PROD. EGGS, HONEY	GER	159			159	ALL	PROD. LAIT., OEUFS, MIEL
CORN	GER	2			2	ALL	MAIS
OATS	GER	18			18	ALL	AVOINE
	NORW	5			5	NORV	
COMMODITY TOTAL		23			23		TOTAL DE MARCHANDISE
WHEAT	GER	16			16	ALL	BLE
CEREALS UNMILLED, NES	GER	1			1	ALL	CEREALES NON MOUL., NDA
CORN MEAL AND FLOUR	GER	256			256	ALL	SEMIOLE, FARINE DE MAIS
	NORW	3			3	NORV	
COMMODITY TOTAL		259			259		TOTAL DE MARCHANDISE
WHEAT FLOUR	GER	14,012			14,012	ALL	FARINE DE BLE
	NORW	898			898	NORV	
COMMODITY TOTAL		14,910			14,910		TOTAL DE MARCHANDISE
CEREALS MILLED, NES	GER	119			119	ALL	CEREALES MOULUES, NDA
	NORW	14			14	NORV	
COMMODITY TOTAL		133			133		TOTAL DE MARCHANDISE
BAKERY PROD. INC. FROZEN	GER	1			1	ALL	PROD. BOUL., PROD. CONG.
	NORW	1			1	NORV	
COMMODITY TOTAL		2			2		TOTAL DE MARCHANDISE
MACARONI, CEREAL PROD.	GER	136			136	ALL	PATES ALIM. PROD. CEREAL
	NORW	7			7	NORV	
COMMODITY TOTAL		143			143		TOTAL DE MARCHANDISE
APPLES	GER	14			14	ALL	POMMES
FRESH FRUITS, BERRIES	GER	239			239	ALL	FRUITS, BAIES FRAIS
FRUIT JUICES	GER	29			29	ALL	JUS DE FRUIT
FRUITS, PREP. CANNED	GER	34			34	ALL	FRUITS PREP. EN BOITE
NUTS, EXC. OIL NUTS NES	GER	3			3	ALL	NOIX, SAUF OLEAG. NDA
	NORW	1			1	NORV	
COMMODITY TOTAL		4			4		TOTAL DE MARCHANDISE
POTATOES	GER	30			30	ALL	POMMES DE TERRE
VEGETABLES, FRESH	GER	405			405	ALL	LEGUMES, FRAIS
	NORW	14			14	NORV	
COMMODITY TOTAL		419			419		TOTAL DE MARCHANDISE
VEGETABLES, FROZEN	GER	4			4	ALL	LEGUMES, CONGELES
VEGETABLES, DRIED	GER	81			81	ALL	LEGUMES, SECS
VEGETABLE PREP. NES	GER	303			303	ALL	PREP. DE LEGUMES NDA
	NORW	23			23	NORV	
COMMODITY TOTAL		326			326		TOTAL DE MARCHANDISE
SUGAR, NES	GER	1,125			1,125	ALL	SUCRE, NDA
SYRUP	GER	9			9	ALL	SIROP
SPICES	GER	77			77	ALL	EPIGES
	NORW	2			2	NORV	
COMMODITY TOTAL		79			79		TOTAL DE MARCHANDISE
VINEGAR	GER	1			1	ALL	VINAIGRE
MISC. FOOD PREP. NES	GER	349			349	ALL	DIV. PREP. ALIM. NDA
	NORW	44			44	NORV	
COMMODITY TOTAL		393			393		TOTAL DE MARCHANDISE
HAY, FORAGE, STRAW	GER	3			3	ALL	FOIN, FOURRAGE, PAILLE
GROUND CEREALS NES	GER	299			299	ALL	CEREALES MOULUES NDA
OIL SEED MEAL, CAKE NES	GER	10			10	ALL	FAR. TOURT. OLEAG. NDA

TABLE 1. CARGOES LOADED AT CANADIAN PORTS FOR FOREIGN COUNTRIES.

TABLEAU 1. MARCHANDISES CHARGÉES DANS LES PORTS CANADIENS A DESTINATION DE PAYS ÉTRANGERS.

COUNTRY OF DESTINATION AND KIND OF CARGO	REGISTRY OF VESSEL	ATLANTIC ATLANTIQUE	GREAT LAKES GRANDS LACS	PACIFIC PACIFIQUE	TOTAL TOTAL	IMMATIC. DU NAVIRE	PAYS DE DESTINATION ET MARCHANDISE
LEE-WIND IS. CONT. FEEDS, VEGETABLE ORIGIN	NORW	4			4	NORV	I. LEEW-WIND. SUITE
FEEDS OF ANIMAL ORIGIN	GER	67			67	ALL	PROV. D'ORIGINE VEGETALE
CONC. COMPLETE FEEDS	GER	87			87	ALL	PROV. D'ORIGINE ANIMALE
NON-ALCOHOLIC BEVERAGE	GER	82			82	ALL	CONC., PROV. COMPLETES
ALE, BEER, STOUT, PORTER	GER	62			62	ALL	BOISSONS NON-ALCOOLIQ.
DIST. ALCOHOLIC BEV.	GER	8			8	ALL	ALE, BIÈRE, STOUT, PORTER
TOBACCO NES	NORW	5			5	NORV	BOISS. ALCOOL. DIST.
OIL SEEDS, NUTS NES	GER	15			15	ALL	TABACS NDA
CRUDE WOOD MILS. NES	GER	9			9	ALL	GRAINES, NOIX OLEAG. NDA
TEXTILE FIBRES NES	NORW	3			3	NORV	MATIERES BOIS BRUT NDA
STONE, CRUDE NES	GER	5			5	ALL	FIBRES TEXTILES NDA
SALT	GER	98			98	ALL	PIERRE BRUTE NDA
	NORW	5			5	NORV	SEL
COMMODITY TOTAL		103			103		TOTAL DE MARCHANDISE
RUBBER FAB. MATERIALS	GER	16			16	ALL	DEMI-PROD. CAOUTCHOUC
LUMBER AND TIMBER	GER	1,615			1,615	ALL	BOIS D'OEUVRE ET CHARP.
	NORW	32			32	NORV	
COMMODITY TOTAL		1,647			1,647		TOTAL DE MARCHANDISE
SHINGLES AND SHAKES	GER	90			90	ALL	BARDEAUX, BARD. FACADE
VENEER, PLYWOOD	GER	26			26	ALL	PLACAGES, CONTRE-PLAQ.
WOOD FAB. MATERIALS	GER	5			5	ALL	DEMI-PRODUITS EN BOIS
PULP	GER	11			11	ALL	PATE
NEWSPRINT PAPER	GER	23			23	ALL	PAPIER JOURNAL
PAPER NES	GER	313			313	ALL	PAPIER NDA
	NORW	2			2	NORV	
COMMODITY TOTAL		315			315		TOTAL DE MARCHANDISE
PAPERBOARD	GER	8			8	ALL	CARTON
BLOG. PAPER AND BOARD	GER	262			262	ALL	PLAQ. CONSTR., PAP/CART.
WET MACHINE BOARD	NORW	8			8	NORV	CARTON EN PATE PRESSE
TEXTILE FAB. MTL NES	GER	19			19	ALL	OUVR. EN MAT. TEXT. NDA
	NORW	137			137	NORV	
COMMODITY TOTAL		156			156		TOTAL DE MARCHANDISE
ANIMAL OILS, EXC. MARINE	GER	68			68	ALL	HUIL. ANIM. SAUF AN. MAR.
	NORW	8			8	NORV	
COMMODITY TOTAL		76			76		TOTAL DE MARCHANDISE
VEG. OILS, FATS NES	GER	1			1	ALL	HUIL. MAT. GRAS. VEG. NDA
OILS, FATS, WAXES NES	GER	19			19	ALL	HUIL. MAT. GRAS. CISE NDA
INORGANIC CHEMS. NES	GER	23			23	ALL	PROD. CHIM. INORG. NDA
ORGANIC CHEMICALS NES	GER	42			42	ALL	PROD. CHIM. ORG. NDA
AGRICULTURAL CHEMICALS	GER	13			13	ALL	PROD. CHIM. AGRIC. NDA
PLASTIC MATERIALS	NORW	1			1	NORV	MATIERES PLASTIQUES
	OTHER	75			75	AUTRE	
COMMODITY TOTAL		76			76		TOTAL DE MARCHANDISE
DYESTUFF, PIGMENT, PAINT	GER	15			15	ALL	MAT. COLOR. PIG. PEINTURE
CHEM. SPECIALTIES NES	GER	3			3	ALL	PROD. CHIM. SPECIAUX NDA
ASPHALTS, ROAD OILS	GER	13			13	ALL	ASPHALTE, BITUME LIQD.
PETROL. COAL PROD. NES	GER	3			3	ALL	DERIVE PETR. CHARB. NDA
BARNS AND ROOS, STEEL	GER	359			359	ALL	BARRES ET TIGES ACIER
STRUCTURAL SHAPES	GER	182			182	ALL	PROFILES DE CONSTRUCT.
PIPES, TUBES: IRON, STEEL	GER	846			846	ALL	TUYAUX, TUBES: FER, ACIER
WIRE	GER	4			4	ALL	FIL METALLIQUE
	NORW	3			3	NORV	
COMMODITY TOTAL		7			7		TOTAL DE MARCHANDISE
ALUMINUM	GER	1			1	ALL	ALUMINIUM
COPPER AND ALLOYS	GER	8			8	ALL	CUIVRE ET ALLIAGES
	NORW	1			1	NORV	
COMMODITY TOTAL		9			9		TOTAL DE MARCHANDISE
NON-FERROUS METALS NES	GER	23			23	ALL	METAUX NON-FERREUX NDA
METAL FAB. BASIC PROD.	GER	254			254	ALL	OUVR. DE BASE EN METAL
BRICKS, TILES NES	GER	34			34	ALL	BRIQUES, TUILES NDA
GLASS BASIC PRODUCTS	GER	2			2	ALL	OUVR. DE BASE EN VERRE
NON-MET. MIN. BASIC PROD.	GER	52			52	ALL	PROD. MIN. NON-MET. BASE
MISC. FABRICATED PROD.	GER	18			18	ALL	OUVRAGES DIVERS
TRACTORS	GER	15			15	ALL	TRACTEURS
MACHINERY NES	GER	18			18	ALL	MACHINES NDA
	NORW	3			3	NORV	
COMMODITY TOTAL		21			21		TOTAL DE MARCHANDISE
PASS. AUTOS AND CHASSIS	GER	15			15	ALL	VOITURES PART., CHASSIS
BUSES AND CHASSIS	GER	35			35	ALL	AUTOBUS ET CHASSIS
TRUCKS AND CHASSIS	GER	11			11	ALL	CAMIONS ET CHASSIS
MOTOR VEHICLE ENGINES	GER	8			8	ALL	MOTEURS DE VEH. AUTOM.
	NORW	8			8	NORV	
COMMODITY TOTAL		16			16		TOTAL DE MARCHANDISE
ROAD MOTOR VEH. NES	GER	26			26	ALL	VEH. AUTOM. ROUTIERS NDA
RUBBER TIRES AND TUBES	GER	111			111	ALL	PNEUS, CHAMBRES A AIR
	NORW	7			7	NORV	
COMMODITY TOTAL		118			118		TOTAL DE MARCHANDISE
EQUIPMENT MISC.	GER	259			259	ALL	MATERIEL DIVERS
PERSONAL, HSEHOLD GOODS	GER	108			108	ALL	ART. PERS. ET MENAGERS
	NORW	5			5	NORV	
COMMODITY TOTAL		113			113		TOTAL DE MARCHANDISE
CONTAINERS, CLOSURES	GER	22			22	ALL	CONTENEURS, FERMETURES
	NORW	10			10	NORV	
COMMODITY TOTAL		32			32		TOTAL DE MARCHANDISE
MISC. END PRODUCTS NES	GER	205			205	ALL	PRODUITS FINIS D'AV. NDA
	NORW	25			25	NORV	

TABLE 1. CARGOES LOADED AT CANADIAN PORTS FOR FOREIGN COUNTRIES.

TABLEAU 1. MARCHANDISES CHARGÉES DANS LES PORTS CANADIENS A DESTINATION DE PAYS ÉTRANGERS.

COUNTRY OF DESTINATION AND KIND OF CARGO	REGISTRY OF VESSEL	ATLANTIC ATLANTIQUE	GREAT LAKES GRANDS LACS	PACIFIC PACIFIQUE	TOTAL TOTAL	IMMATIC. DU NAVIRE	PAYS DE DESTINATION ET MARCHANDISE
LEE-WIND IS. CONT. COMMODITY TOTAL		230			230		I. LEE-WIND. SUITE TOTAL DE MARCHANDISE
GENERAL CARGO	GER	335			335	ALL	MARCHANDISES DIVERSES
CONTAINERIZED FREIGHT	GER	538			538	ALL	FRET CONTENEURESE
COUNTRY/REGION TOTAL		28,784*	*	*	28,784*		TOTAL DE PAYS/REGION
TRINIDAD-TOBAG MEAT, FRESH OR FROZEN	GER NORW	176 35			176 35	ALL NORW	TRINIDAD TOBAG VIANDE, FRAICHE / CONG.
COMMODITY TOTAL		211			211		TOTAL DE MARCHANDISE
MEAT, CURED	GER NORW OTHER	180 305 5	102		282 305 5	ALL NORW AUTRE	VIANDE FUMÉE OU SALÉE
COMMODITY TOTAL		490	102		592		TOTAL DE MARCHANDISE
MEAT AND MEAT PREP. NES	GER NORW OTHER	138 129	198		336 129	ALL NORW AUTRE	VIANDES ET PREP. NDA
COMMODITY TOTAL		267	235		502		TOTAL DE MARCHANDISE
FISH, FRESH OR FROZEN	GER NORW U S A	895 779			895 779	ALL NORW E-U	POISSON, FRAIS OU CONG.
COMMODITY TOTAL		1,674		1	1,675		TOTAL DE MARCHANDISE
FISH, SALTED OR CURED	GER NORW	314 193	74		388 193	ALL NORW	POISSON, SALE OU FUME
COMMODITY TOTAL		507	74		581		TOTAL DE MARCHANDISE
FISH, CANNED	GER NORW U S A	325 46			325 46	ALL NORW E-U	POISSON EN BOITES
COMMODITY TOTAL		371		37	408		TOTAL DE MARCHANDISE
BUTTER	GER	5			5	ALL	BEURRE
CHEESE	NORW	7			7	NORW	FROMAGE
OATS	U K GER NORW OTHER		3,920 63		3,920 81	R U ALL NORW AUTRE	AVOINE
COMMODITY TOTAL		32	4,013		4,045		TOTAL DE MARCHANDISE
WHEAT	GER	23			23	ALL	BLE
CEREALS UNMILLED, NES	GER NORW	5 59			5 59	ALL NORW	CEREALES NON MOUL., NDA
COMMODITY TOTAL		64			64		TOTAL DE MARCHANDISE
MALT AND MALT FLOUR	GER NORW	62 140			62 140	ALL NORW	MALT ET FARINE DE MALT
COMMODITY TOTAL		202			202		TOTAL DE MARCHANDISE
WHEAT FLOUR	GER NORW	3,103 3,625			3,103 3,625	ALL NORW	FARINE DE BLE
COMMODITY TOTAL		6,728			6,728		TOTAL DE MARCHANDISE
CEREALS MILLED, NES	GER NORW	37 39			37 39	ALL NORW	CEREALES MOULUES, NDA
COMMODITY TOTAL		76			76		TOTAL DE MARCHANDISE
BAKERY PROD. INC. FROZEN	GER	10			10	ALL	PROD. BOUL., PROD. CONG.
MACARONI, CEREAL PROD.	GER	20			20	ALL	PATES ALIM. PROD. CEREAL
APPLES	NORW U S A	15			15	NORW E-U	POMMES
COMMODITY TOTAL		15		45	60		TOTAL DE MARCHANDISE
FRESH FRUITS, BERRIES	GER U S A	1			1	ALL E-U	FRUITS, BAIES FRAIS
COMMODITY TOTAL		1		8	9		TOTAL DE MARCHANDISE
FRUIT JUICES	GER U S A	37 10			37 10	ALL NORW E-U	JUS DE FRUIT
COMMODITY TOTAL		47		7	54		TOTAL DE MARCHANDISE
FRUITS, PREP. CANNED	NORW	85			85	NORW	FRUITS PREP. EN BOITE
NUTS, EXC. OIL NUTS NES	OTHER		2		2	AUTRE	NOIX, SAUF OLEAG. NDA
POTATOES	GER GREEK NORW	299 350 65			299 350 65	ALL GRECQ NORW	POMMES DE TERRE
COMMODITY TOTAL		714			714		TOTAL DE MARCHANDISE
VEGETABLES, FRESH	GER NORW	352 55	40		392 55	ALL NORW	LEGUMES, FRAIS
COMMODITY TOTAL		407	40		447		TOTAL DE MARCHANDISE
VEGETABLES, FROZEN	NORW	17			17	NORW	LEGUMES, CONGELÉS
VEGETABLES, DRIED	U K DENMK GER NORW OTHER		5,312 2,318 2,07 83		5,312 2,318 2,08 2,899	R U DANMK ALL NORW AUTRE	LEGUMES, SECS
COMMODITY TOTAL		2,608	10,789		13,397		TOTAL DE MARCHANDISE
VEGETABLE PREP. NES	GER NORW	51 33			51 33	ALL NORW	PREP. DE LEGUMES NDA
COMMODITY TOTAL		84			84		TOTAL DE MARCHANDISE
SUGAR, NES	GER	2			2	ALL	SUCRE, NDA
SUGAR PREPARATIONS	NORW	4			4	NORW	PREP. A BASE DE SUCRE
SPICES	GER	15			15	ALL	ÉPICES
COMMODITY TOTAL	NORW	7			7	NORW	
COMMODITY TOTAL		22			22		TOTAL DE MARCHANDISE

TABLE 1. CARGOES LOADED AT CANADIAN PORTS FOR FOREIGN COUNTRIES.

TABLEAU 1. MARCHANDISES CHARGÉES DANS LES PORTS CANADIENS A DESTINATION DE PAYS ÉTRANGERS.

COUNTRY OF DESTINATION AND KIND OF CARGO	REGISTRY OF VESSEL	ATLANTIC ATLANTIQUE	GREAT LAKES GRANDS LACS	PACIFIC PACIFIQUE	TOTAL TOTAL	IMMATIC. DU NAVIRE	PAYS DE DESTINATION ET MARCHANDISE
TRINIDAD-TOBAG CONT. MISC.FOOD PREP.NES	GER NORW U S A OTHER	527 180	107		634 180 1 54	ALL NORV E-U AUTRE	TRINIDAD TOBAG SUITE DIV.PREP.ALIM.NDA
COMMODITY TOTAL		707	161	1	869		TOTAL DE MARCHANDISE
HAY, FORAGE, STRAW	NORW	20			20	NORV	FOIN, FOURRAGE, PAILLE
GROUND CEREALS NES	GER NORW	50 80			50 80	ALL NORV	CEREALES MOULUES NDA
COMMODITY TOTAL		130			130		TOTAL DE MARCHANDISE
CONC.COMPLETE FEEDS	GER NORW	157 3	105		262 3	ALL NORV	CONC., PROV.COMPLETES
COMMODITY TOTAL		160	105		265		TOTAL DE MARCHANDISE
NON-ALCOHOLIC BEVERAGE	GER	41			41	ALL	BOISSONS NON-ALCOOLIQ.
TOBACCO NES	GER	26			26	ALL	TABACS NDA
CRUDE WOOD MTL. NES	GER	123			123	ALL	MATIERES BOIS BRUT NDA
WOOL AND ANIMAL HAIR	NORW	9			9	NORV	LAIN, POILS ANIMAL
TEXTILE FIBRES NES	GER NORW OTHER	28 60	177		205 60 43	ALL NORV AUTRE	FIBRES TEXTILES NDA
COMMODITY TOTAL		88	220		308		TOTAL DE MARCHANDISE
ASBESTOS	NORW	14			14	NORV	AMIANTE
CRUDE NON-MET.MIN.NES	NORW	3			3	NORV	MIN.NON-MET.BRUTS NDA
COTTON, TEXTILE WASTE	GER		141		141	ALL	DECHETS DE COTON, TEXT.
WASTE AND SCRAP NES	GER NORW	76 170			76 170	ALL NORV	DECHETS ET REBUTS NDA
COMMODITY TOTAL		246			246		TOTAL DE MARCHANDISE
LUMBER AND TIMBER	GER NORW	317 343			317 6,601	ALL NORV	BOIS D'OEUVRE ET CHARP.
COMMODITY TOTAL		660			6,918		TOTAL DE MARCHANDISE
SHINGLES AND SHAKES	NORW			29	29	NORV	BARDEAUX, BARD.FACADE
VENEER, PLYWOOD	GER NORW	16	15		31 194	ALL NORV	PLACAGES, CONTRE-PLAQ.
COMMODITY TOTAL		16	15	194	225		TOTAL DE MARCHANDISE
WOOD FAB.MATERIALS	GER NORW	25 28			25 28	ALL NORV	DEMI-PRODUITS EN BOIS
COMMODITY TOTAL		53			53		TOTAL DE MARCHANDISE
PULP	GER	207		1,076	1,283	ALL	PATE
NEWSPRINT PAPER	GER NORW U S A	3,949 3,331			3,949 3,331 102	ALL NORV E-U	PAPIER JOURNAL
COMMODITY TOTAL		7,280		102	7,382		TOTAL DE MARCHANDISE
PAPER NES	GER NORW U S A OTHER	1,213 751 10		18	1,381 751 18 18	ALL NORV E-U AUTRE	PAPIER NDA
COMMODITY TOTAL		1,974	8	186	2,168		TOTAL DE MARCHANDISE
PAPERBOARD	GER OTHER	499 20			1,314 20	ALL AUTRE	CARTON
COMMODITY TOTAL		519		815	1,334		TOTAL DE MARCHANDISE
BLDG.PAPER AND BOARD	GER NORW	693 120	24		717 282	ALL NORV	PLAQ.CONSTR., PAP/CART.
COMMODITY TOTAL		813	24	162	999		TOTAL DE MARCHANDISE
WET MACHINE BOARD	U S A			15	15	E-U	CARTON EN PATE PRESSE
TEXTILE FAB.MTL NES	GER NORW	63 93	1		64 93	ALL NORV	OUVR.EN MAT.TEXT.NDA
COMMODITY TOTAL		156	1		157		TOTAL DE MARCHANDISE
ANIMAL OILS, EXC.MARINE	GER NORW	345 269	50		395 269	ALL NORV	HUIL.ANIM.SAUF AN.MAR.
COMMODITY TOTAL		614	50		664		TOTAL DE MARCHANDISE
VEG.OILS, FATS NES	GER	111			111	ALL	HUIL.MAT.GRAS.VEG.NDA
OILS, FATS, WAXES NES	GER	65			65	ALL	HUIL.MAT.GRAS.CIRE NDA
METALLIC SALTS	GER		54		54	ALL	SELS METALLIQUES
INORGANIC CHEMS. NES	GER NORW	187 93			187 93	ALL NORV	PROD.CHIM.INORG.NDA
COMMODITY TOTAL		280			280		TOTAL DE MARCHANDISE
ORGANIC CHEMICALS NES	GER NORW OTHER	91 206	4		95 206 2	ALL NORV AUTRE	PRDD.CHIM.ORGAN.NDA
COMMODITY TOTAL		297	2		303		TOTAL DE MARCHANDISE
AGRICULTURAL CHEMICALS	NORW	2	6		2	NORV	PROD.CHIM.AGRICOLES
PLASTIC MATERIALS	GER NORW OTHER	25 32	60		85 32 5	ALL NORV AUTRE	MATIERES PLASTIQUES
COMMODITY TOTAL		57	65		122		TOTAL DE MARCHANDISE
DYESTUFF, PIGMENT, PAINT	GER NORW	3 15	12		15 15	ALL NORV	MAT.COLOR.PIG.PEINTURE
COMMODITY TOTAL		18	12		30		TOTAL DE MARCHANDISE
CHEM.SPECIALTIES NES	GER	45	41		86	ALL	PROD.CHIM.SPECIALTIES NDA
ASPHALTS, ROAD OILS	OTHER	5			5	AUTRE	ASPHALTE, BITUME LIQD.
PETROL, COAL PROD.NES	GER	7			7	ALL	DERIVE PETR.CHARB.NDA
BARNS AND RODS, STEEL	GER NORW		14		14 1	ALL NORV	BARRES ET TIGES ACIER
COMMODITY TOTAL		1	14		15		TOTAL DE MARCHANDISE
PLATE & SHEET STEEL	U K GER NORW	4 128 106	16		4 144 106	R U ALL NORV	TABLES, FEUILLES, QUATRE

TABLE 1. CARGOES LOADED AT CANADIAN PORTS FOR FOREIGN COUNTRIES.

TABLEAU 1. MARCHANDISES CHARGÉES DANS LES PORTS CANADIENS À DESTINATION DE PAYS ÉTRANGERS.

COUNTRY OF DESTINATION AND KIND OF CARGO	REGISTRY OF VESSEL	ATLANTIC	GREAT LAKES	PACIFIC	TOTAL	IMMATIC. DU NAVIRE	PAYS DE DESTINATION ET MARCHANDISE	
		ATLANTIQUE	GRANDS LACS	PACIFIQUE	TOTAL			
TRINIDAD-TOBAG CONT.	OTHER		27		27	AUTRE	TRINIDAD TOBAG	SUITE
COMMODITY TOTAL		238	43		281		TOTAL DE MARCHANDISE	
STRUCTURAL SHAPES	U K	24			24	R U	PROFILES DE CONSTRUCT.	
	GER	96	12		108	ALL		
COMMODITY TOTAL		120	12		132		TOTAL DE MARCHANDISE	
PIPES, TUBES: IRON, STEEL	GER	137	62		199	ALL	TUYAUX, TUBES: FER, ACIER	
	NORW	265			265	NORV		
COMMODITY TOTAL		402	62		464		TOTAL DE MARCHANDISE	
WIRE	GER	5	4		9	ALL	FIL METALLIQUE	
ALUMINIUM	GER	116	2		118	ALL	ALUMINIUM	
	NDRW	201			201	NORV		
COMMODITY TOTAL		317	2		319		TOTAL DE MARCHANDISE	
COPPER AND ALLOYS	GER		1		1	ALL	CUIVRE ET ALLIAGES	
	OTHER		2		2	AUTRE		
COMMODITY TOTAL			3		3		TOTAL DE MARCHANDISE	
ZINC AND ALLOYS	GER	107			107	ALL	ZINC ET ALLIAGES	
	NORW	60			60	NORV		
COMMODITY TOTAL		167			167		TOTAL DE MARCHANDISE	
NON-FERROUS METALS NES	GER		20		20	ALL	METAUX NON-FERREUX NDA	
METAL FAB. BASIC PROD.	GER	124	24		148	ALL	OUVR. DE BASE EN METAL	
	NORW	88			88	NORV		
	OTHER		15		15	AUTRE		
COMMODITY TOTAL		212	39		251		TOTAL DE MARCHANDISE	
BRICKS, TILES NES	GER	60			60	ALL	BRIQUES, TUILLES NDA	
GLASS BASIC PRODUCTS	GER	2			2	ALL	OUVR. DE BASE EN VERRE	
	NORW	7			7	NORV		
COMMODITY TOTAL		9			9		TOTAL DE MARCHANDISE	
ASBESTOS BASIC PROD.	NORW	10			10	NORV	OUVR. DE BASE AMIANTE	
CEMENT BASIC PROD.	OTHER		60		60	AUTRE	OUVR. DE BASE CIMENT	
NON-MET. MIN. BASIC PROD	GER	193	6		199	ALL	PROD. MIN. NON-MET. BASE	
	NORW	82			82	NORV		
COMMODITY TOTAL		275	6		281		TOTAL DE MARCHANDISE	
MACHINERY NES	GER	167	28		195	ALL	MACHINES NDA	
	NORW	23			23	NORV		
COMMODITY TOTAL		190	28		218		TOTAL DE MARCHANDISE	
MOTOR VEHICLE ENGINES	GER	19			19	ALL	MOTEURS DE VEH. AUTOM.	
	NORW	14			14	NORV		
COMMODITY TOTAL		33			33		TOTAL DE MARCHANDISE	
SHIPS, AIRCRAFT, MIS. VEH	U S A			2	2	E-U	NAVIRES, AVIONS, VEH. DIV	
RUBBER TIRES AND TUBES	GER		3		3	ALL	PNEUS, CHAMBRES A AIR	
	NORW	4			4	NORV		
COMMODITY TOTAL		4	3		7		TOTAL DE MARCHANDISE	
EQUIPMENT MISC.	GER	56	26		82	ALL	MATERIEL DIVERS	
	NORW	94			94	NORV		
	OTHER		3		3	AUTRE		
COMMODITY TOTAL		150	29		179		TOTAL DE MARCHANDISE	
PERSONAL, HOUSEHOLD GOODS	GER	184	20		204	ALL	ART. PERS. ET MENAGERS	
	NORW	387			387	NORV		
	U S A			21	21	E-U		
	OTHER		1		1	AUTRE		
COMMODITY TOTAL		571	21	21	613		TOTAL DE MARCHANDISE	
CONTAINERS, CLOSURES	GER	23	13		36	ALL	CONTENEURS, FERMETURES	
	NORW	108			108	NORV		
COMMODITY TOTAL		131	13		144		TOTAL DE MARCHANDISE	
MISC. END PRODUCTS NES	GER	154	3		157	ALL	PRODUITS FINIS DIV. NDA	
GENERAL CARGO	GER	229			229	ALL	MARCHANDISES DIVERSES	
	NORW	190			190	NORV		
	U S A			6	6	E-U		
COMMODITY TOTAL		419		6	425		TOTAL DE MARCHANDISE	
CONTAINERIZED FREIGHT	GER	1,600			1,600	ALL	FRET CONTENEURESE	
	NORW	7,157			7,157	NORV		
	U S A			41	41	E-U		
COMMODITY TOTAL		8,757		41	8,798		TOTAL DE MARCHANDISE	
COUNTRY/REGION TOTAL		41,664*	16,520*	9,006*	67,190*		TOTAL DE PAYS/REGION	
COSTA RICA							COSTA-RICA	
FISH, CANNED	U S A			1	1	E-U	POISSON EN BOITES	
	OTHER			3	3	AUTRE		
COMMODITY TOTAL				4	4		TOTAL DE MARCHANDISE	
WHEAT	LIBER			11,926	11,926	LIBER	BLE	
MALT AND MALT FLOUR	DENMK			523	523	DANMK	MALT ET FARINE DE MALT	
	OTHER			713	713	AUTRE		
COMMODITY TOTAL				1,236	1,236		TOTAL DE MARCHANDISE	
POTATOES	PANAM	1,164			1,164	PANAM	POMMES DE TERRE	
MISC. FOOD PREP. NES	GER			278	278	ALL	DIV. PREP. ALIM. NDA	
DIST. ALCOHOLIC BEV.	OTHER			1	1	AUTRE	BOISS. ALCOOL. DIST.	
ASBESTOS	DENMK			50	50	DANMK	AMIANTE	
	U S A			75	75	E-U		
	OTHER			230	230	AUTRE		
COMMODITY TOTAL				355	355		TOTAL DE MARCHANDISE	
PULP	DENMK	512			512	DANMK	PATE	
	GER	920			920	ALL		
	NORW			1,200	1,200	NORV		
	OTHER	3,387			3,387	AUTRE		
COMMODITY TOTAL		3,819		1,989	5,808		TOTAL DE MARCHANDISE	

TABLE 1. CARGOES LOADED AT CANADIAN PORTS FOR FOREIGN COUNTRIES.

TABLEAU 1. MARCHANDISES CHARGÉES DANS LES PORTS CANADIENS A DESTINATION DE PAYS ÉTRANGERS.

COUNTRY OF DESTINATION AND KIND OF CARGO	REGISTRY OF VESSEL	ATLANTIC ATLANTIQUE	GREAT LAKES GRANDS LACS	PACIFIC PACIFIQUE	TOTAL TOTAL	IMMATIC. DU NAVIRE	PAYS DE DESTINATION ET MARCHANDISE
<b>COSTA RICA CONT.</b>							
NEWSPRINT PAPER	DENMK	400		300	700	DANMK	COSTA-RICA SUITE
	GER	3,054		248	3,302	ALL	PAPIER JOURNAL
	SWEON	1,124			1,124	SUEDE	
	LIBER	1,012			1,012	LIBER	
	OTHER	2,760			2,964	AUTRE	
COMMODITY TOTAL		8,350		204	9,102		TOTAL DE MARCHANDISE
PAPER NES	DENMK			14	14	DANMK	PAPIER NDA
	U S A			199	199	E-U	
	OTHER			35	35	AUTRE	
COMMODITY TOTAL				248	248		TOTAL DE MARCHANDISE
PAPERBOARD	U K	1,870			1,870	R U	CARTON
	NETH	2,500			2,500	P.BAS	
	SWEDN	4,088			4,088	SUEDE	
	OTHER	6,130			6,130	AUTRE	
COMMODITY TOTAL		14,588			14,588		TOTAL DE MARCHANDISE
ORGANIC CHEMICALS NES	DENMK			7	7	DANMK	PROD.CHIM.ORGAN.NDA
	U S A			33	33	E-U	
	OTHER			38	38	AUTRE	
COMMODITY TOTAL				78	78		TOTAL DE MARCHANDISE
EXPLOS., FUSES, CAPS	OTHER	239			239	AUTRE	EXPLOS., AMORCES, DET.
PLASTIC MATERIALS	U S A			13	13	E-U	MATIERES PLASTIQUES
ZINC AND ALLOYS	U S A			166	166	E-U	ZINC ET ALLIAGES
	OTHER			55	55	AUTRE	
COMMODITY TOTAL				221	221		TOTAL DE MARCHANDISE
NON-FERROUS METALS NES	GER			248	248	ALL	METAX NON-FERREUX NDA
METAL FAB.BASIC PROD.	DENMK			1	1	DANMK	OUVR.DE BASE EN METAL
MACHINERY NES	U S A			16	16	E-U	MACHINES NDA
	OTHER			16	16	AUTRE	
COMMODITY TOTAL				32	32		TOTAL DE MARCHANDISE
PERSONAL,HOUSEHOLD GOODS	U S A			1	1	E-U	ART.PERS.ET MENAGERS
	OTHER			2	2	AUTRE	
COMMODITY TOTAL				3	3		TOTAL DE MARCHANDISE
FIREARMS,AMMUNITION	GER	11			11	ALL	ARMES A FEU,MUNITIONS
MISC. END PRODUCTS NES	U S A			1	1	E-U	PRODUITS FINIS DIV.NDA
COUNTRY/REGION TOTAL		28,171*	*	17,386*	45,557*		TOTAL DE PAYS/REGION
<b>CUBA</b>							
CATTLE	OTHER	501			501	AUTRE	CUBA
SHELL FISH,NES	OTHER	50			50	AUTRE	BOVINS
MILK POWDER	OTHER	8,387			8,387	AUTRE	MILLESQUES CRUST.,NDA
COFN	OTHER	9,950	9,919		19,869	AUTRE	LAIT EN POUVRE
WHEAT	OTHER	269,442			269,442	AUTRE	MAIS
MALT AND MALT FLOUR	OTHER	13,566			13,566	AUTRE	BLE
WHEAT FLOUR	OTHER	274,272			274,272	AUTRE	MALT ET FARINE DE MALT
POTATOES	OTHER	16,992			16,992	AUTRE	FARINE DE BLE
HAY,FORAGE,STRAW	OTHER	80			80	AUTRE	POMMES DE TERRE
GROUND CEREALS NES	OTHER	73			73	AUTRE	FOIN,FOURRAGE,PAILLE
CONC.COMPLETE FEEDS	OTHER	29			29	AUTRE	CEREALES MOULUES NDA
SULPHUR IN DRES	OTHER			22,113	22,113	AUTRE	CONC.,PROV.COMPLETES
CRUDE NON-MET.MIN.NES	OTHER	145			145	AUTRE	SOUFRE EN MINERAL
RUBBER FAB.MATERIALS	OTHER	3			3	AUTRE	MIN.NON-MET.BRUTS NDA
RAILWAY TIES	OTHER	696			696	AUTRE	DEMI-PROD.CAOUTCHOUC
PULP	OTHER	320		7,336	7,656	AUTRE	TRAVERSES DE CH. FER
PAPERBOARD	OTHER			2,534	2,534	AUTRE	PATE
ANIMAL OILS,EXC.MARINE	OTHER	1,094			1,094	AUTRE	CARTON
INORGANIC CHEMS. NES	OTHER	103			103	AUTRE	HUIL.ANIM.SAUF AN.MAR.
STRUCTURAL SHAPES	OTHER	4			4	AUTRE	PROD.CHIM.INDRG.NDA
PIPES,TUBES:IRON,STEEL	OTHER	790			790	AUTRE	PROFILES DE CONSTRUCT.
ALUMINIUM	OTHER	3			3	AUTRE	TUYAUX,TUBES:FER,ACIER
METAL FAB.BASIC PROD.	OTHER	353			353	AUTRE	ALUMINIUM
MACHINERY NES	OTHER	42			42	AUTRE	OUVR.DE BASE EN METAL
PASS.AUTOS AND CHASSIS	OTHER	5			5	AUTRE	MACHINES NDA
MOTOR VEHICLE ENGINES	OTHER	30			30	AUTRE	VOITURES PART.,CHASSIS
EQUIPMENT MISC.	OTHER	19			19	AUTRE	MOTEURS DE VEH.AUTOM.
PERSONAL,HOUSEHOLD GOODS	OTHER	1			1	AUTRE	MATERIEL DIVERS
CONTAINERS,CLOSURES	OTHER	987			987	AUTRE	ART.PERS.ET MENAGERS
MISC. END PRODUCTS NES	OTHER	12			12	AUTRE	CONTENEURS,FERMETURES
GENERAL CARGO	OTHER	3,762			3,762	AUTRE	PRODUITS FINIS DIV.NDA
COUNTRY/REGION TOTAL		601,711*	9,919*	31,983*	643,613*		TOTAL DE PAYS/REGION
<b>DOMINICAN REP.</b>							
FISH,FRESH OR FROZEN	GER	948			948	ALL	R. DOMINICAINE
	NORW	410			410	NORV	POISSON,FRAIS OU CONG.
COMMODITY TOTAL		1,358			1,358		TOTAL DE MARCHANDISE
FISH,SALTED DR CURED	GER	51			51	ALL	POISSON,SALE OU FUME
	NORW	241			241	NORV	
COMMODITY TOTAL		292			292		TOTAL DE MARCHANDISE
FISH,CANNED	NORW	80			80	NORV	POISSON EN BOITES
OATS	GER	250	97		347	ALL	AVOINE
	NORW	14			14	NORV	
COMMODITY TOTAL		264	97		361		TOTAL DE MARCHANDISE
CEREALS UNMILLED,NES	NORW	28			28	NORV	CEREALES NON MOUL.,NDA



TABLE 1. CARGOES LOADED AT CANADIAN PORTS FOR FOREIGN COUNTRIES.

TABLEAU 1. MARCHANDISES CHARGÉES DANS LES PORTS CANADIENS A DESTINATION DE PAYS ÉTRANGERS.

COUNTRY OF DESTINATION AND KIND OF CARGO	REGISTRY OF VESSEL	ATLANTIC ATLANTIQUE	GREAT LAKES GRANDS LACS	PACIFIC PACIFIQUE	TOTAL TOTAL	IMMATIC. DU NAVIRE	PAYS DE DESTINATION ET MARCHANDISE
DOMINICAN REP. CONT. MALT AND MALT FLOUR	GER NORW OTHER	816 213	476		1,292	ALL NORV AUTRE	R. DOMINICAINE SUITE MALT ET FARINE DE MALT
COMMODITY TOTAL WHEAT FLOUR		1,029	1,098		2,127		TOTAL DE MARCHANDISE FARINE DE BLE
COMMODITY TOTAL CEREALS MILLED, NES	GER	232			232	ALL	TOTAL DE MARCHANDISE CEREALES MOULUES, NDA
MACARONI, CEREAL PROD.	GER NORW	118 350			118 350	NORV ALL	PATES ALIM. PROD. CEREAL
COMMODITY TOTAL POTATOES	GER NORW	104 47			104 47	ALL ALL	TOTAL DE MARCHANDISE POTATOES
COMMODITY TOTAL VEGETABLES, FRESH	GER	120			120	NORV	TOTAL DE MARCHANDISE LEGUMES, FRAIS
VEGETABLES, DRIED	GER	167			167	ALL	LEGUMES, SECS
VEGETABLE PREP. NES	GER	876			876	ALL	PREP. DE LEGUMES NDA
SUGAR, NES	NORW	268			268	NORV	SUCRE, NDA
FEEDS OF ANIMAL ORIGIN	GER	1,144			1,144	ALL	PROD. D'ORIGINE ANIMALE
CONC. COMPLETE FEEDS	GER	117			117	NORV	CONC. PROD. COMPLETES
ASBESTOS	GER OTHER	75 5 6			75 5 6	ALL ALL AUTRE	AMIANTE
COMMODITY TOTAL SAND AND GRAVEL	NORW	69			69	NORV	TOTAL DE MARCHANDISE SABLE ET GRAVIER
CRUDE NON-MET. MIN. NES	GER	490			490	ALL	MIN. NON-MET. BRUTS NDA
LUMBER AND TIMBER	GER	17			17	ALL	BOIS D'OEUVRE ET CHARP.
WOOD FAB. MATERIALS	GER	30			30	ALL	SEMI-PRODUITS EN BOIS
PULP	GER	32			32	ALL	PATE
NEWSPRINT PAPER	GER NORW LIBER OTHER	3 1,391 153 2,728 1,504		826	826 1,391 153 2,728 1,504	ALL ALL NORV LIBER AUTRE	PAPIER JOURNAL
COMMODITY TOTAL PAPER NES		5,776			5,776		TOTAL DE MARCHANDISE PAPIER NDA
COMMODITY TOTAL BLDG. PAPER AND BOARD	GER NORW	514 160			514 160	ALL NORV	TOTAL DE MARCHANDISE PLAQ. CONSTR., PAP/CART.
COMMODITY TOTAL TEXTILE FAB. MTL NES	GER	674			674	ALL	TOTAL DE MARCHANDISE OUVR. EN MAT. TEXT. NDA
SULPHURIC ACID	GER	10			10	ALL	ACIDE SULFURIQUE
METALLIC SALTS	OTHER	12			12	AUTRE	SELS METALLIQUES
INORGANIC CHEMS. NES	GER NORW	22 1			22 1	ALL NORV	PROD. CHIM. INORG. NDA
COMMODITY TOTAL GLYCOL	OTHER	286			286	AUTRE	TOTAL DE MARCHANDISE GLYCOL
ORGANIC CHEMICALS NES	GER	35			35	ALL	PROD. CHIM. ORGAN. NDA
COMMODITY TOTAL EXPLOS., FUSES, CAPS	GER	504			504	ALL	TOTAL DE MARCHANDISE EXPLOS., AMORCES, DET.
AGRICULTURAL CHEMICALS	NORW	12			12	NORV	PROD. CHIM. AGRICOLES
SYNTHETIC RUBBER	OTHER	516			516	AUTRE	CAOUTCHOUC SYNTHETIQUE
PLASTIC MATERIALS	NORW	79			79	NORV	MATIERES PLASTIQUES
DYESTUFF, PIGMENT, PAINT	NORW	30			30	NORV	MAT. COLOR. PIG. PEINTURE
COMMODITY TOTAL PETROL. COAL PROD. NES	NORW	16			16	NORV	TOTAL DE MARCHANDISE DERIVE PETR. CHARB. NDA
FERRO-ALLOYS	GER	1			1	ALL	FERRO-ALLIAGES
CASTINGS, FDRGINGS	GER	231	4		235	ALL	MOUL. PIECES FORGEES
BARNS AND RODS, STEEL	GER	6	4		6	ALL	BARRES ET TIGES ACIER
PLATE & SHEET STEEL	NORW	237	4		241	NORV	TOTAL DE MARCHANDISE TOLES, FEUILLES D'ACIER
COMMODITY TOTAL STRUCTURAL SHAPES	GER	343			343	ALL	TOTAL DE MARCHANDISE PROFILS DE CONSTRUCT.
PIPES, TUBES: IRON, STEEL	GER	3			3	ALL	TOTAL DE MARCHANDISE TUYAUX, TUBES: FER, ACIER
WIRE	NORW	60			60	NORV	FIL METALLIQUE
ALUMINUM	GER	63			63	ALL	ALUMINIUM
COMMODITY TOTAL COPPER AND ALLOYS	NORW	75			75	NORV	TOTAL DE MARCHANDISE CUIVRE ET ALLIAGES
COMMODITY TOTAL ZINC AND ALLOYS	GER	236			236	ALL	TOTAL DE MARCHANDISE ZINC ET ALLIAGES
METAL FAB. BASIC PROD.	GER NORW	1,152 388	3		1,152 388	ALL NORV	TOTAL DE MARCHANDISE OUVR. DE BASE EN METAL
COMMODITY TOTAL BUILDING BRICK, CLAY	GER	1,540			1,540	ALL	TOTAL DE MARCHANDISE BRIQ. A BATIR ARGILE
BRICKS, TILES NES	GER NORW	463 117			463 117	ALL NORV	BRIQUES, TUILLES NDA
COMMODITY TOTAL		580			580		TOTAL DE MARCHANDISE
	GER	182			182	ALL	
	NORW	78			78	NORV	
	GER	260			260	ALL	
	NORW	301			301	NORV	
	U.S.A.	272			272	E-U	
	OTHER		1	48	48	AUTRE	
	GER	573	1	48	625	ALL	TOTAL DE MARCHANDISE
	NORW	30	4		30	NORV	BRIQ. A BATIR ARGILE
		318			318	ALL	BRIQUES, TUILLES NDA
		382			382	NORV	
		700			700		TOTAL DE MARCHANDISE

TABLE 1. CARGES LOADED AT CANADIAN PORTS FOR FOREIGN COUNTRIES.

TABLEAU 1. MARCHANDISES CHARGÉES DANS LES PORTS CANADIENS A DESTINATION DE PAYS ÉTRANGERS.

COUNTRY OF DESTINATION AND KIND OF CARGO	REGISTRY OF VESSEL	ATLANTIC ATLANTIQUE	GREAT LAKES GRANDS LACS	PACIFIC PACIFIQUE	TOTAL TOTAL	IMMATIC. DU NAVIRE	PAYS DE DESTINATION ET MARCHANDISE
<b>DOMINICAN REP. CONT. GLASS BASIC PRODUCTS ASBESTOS BASIC PROD. CEMENT</b>	GER		7		7	ALL	<b>R. DOMINICAINE SUITE</b>
	GER	291			291	ALL	OUVR. DE BASE EN VERRE
	GER	25			25	ALL	OUVR. DE BASE AMIANTE
	NORW	7			7	NORV	CIMENT
<b>COMMODITY TOTAL</b>		<b>32</b>			<b>32</b>		<b>TOTAL DE MARCHANDISE</b>
<b>NON-MET. MIN. BASIC PROD</b>	GER	92			92	ALL	<b>PROD. MIN. NON-MET. BASE</b>
	NORW	1			1	NORV	
<b>COMMODITY TOTAL</b>		<b>93</b>			<b>93</b>		<b>TOTAL DE MARCHANDISE</b>
<b>MACHINERY NES</b>	GER	29	2		31	ALL	<b>MACHINES NDA</b>
<b>PASS. AUTOS AND CHASSIS TRUCKS AND CHASSIS MOTOR VEHICLE ENGINES EQUIPMENT MISC.</b>	GER	285			285	ALL	<b>VOITURES PART., CHASSIS CAMIONS ET CHASSIS MOTEURS DE VEH. AUTOM. MATERIEL DIVERS</b>
	GER		7		7	ALL	
	GER		3		3	ALL	
	GER	198	1		199	ALL	
	NORW	17			17	NORV	
	U S A			10	10	E-U	
	OTHER		1		1	AUTRE	
<b>COMMODITY TOTAL</b>		<b>215</b>	<b>2</b>	<b>10</b>	<b>227</b>		<b>TOTAL DE MARCHANDISE</b>
<b>PERSONAL, HSEHOLD GOODS</b>	GER	65			65	ALL	<b>ART. PERS. ET MENAGERS</b>
	NORW	84			84	NORV	
	OTHER		3		3	AUTRE	
<b>COMMODITY TOTAL</b>		<b>149</b>	<b>3</b>		<b>152</b>		<b>TOTAL DE MARCHANDISE</b>
<b>CONTAINERS, CLOSURES MISC. END PRODUCTS NES</b>	NORW	197			197	NORV	<b>CONTENEURS, FERMETURES PRODUITS FINIS DIV. NDA</b>
	GER	150			150	ALL	
	NORW	74			74	NORV	
	OTHER	3			3	AUTRE	
<b>COMMODITY TOTAL</b>		<b>227</b>			<b>227</b>		<b>TOTAL DE MARCHANDISE</b>
<b>GENERAL CARGO</b>	GER	47			47	ALL	<b>MARCHANDISES DIVERSES</b>
	GREEK	13			13	GRECQ	
	U S A			2	2	E-U	
	OTHER	1			1	AUTRE	
<b>COMMODITY TOTAL</b>		<b>61</b>		<b>2</b>	<b>63</b>		<b>TOTAL DE MARCHANDISE</b>
<b>CONTAINERIZED FREIGHT</b>	GER	504			504	ALL	<b>FRET CONTENEURESE</b>
	NORW	429			429	NORV	
<b>COMMODITY TOTAL</b>		<b>933</b>			<b>933</b>		<b>TOTAL DE MARCHANDISE</b>
<b>COUNTRY/REGION TOTAL</b>		<b>20,489*</b>	<b>1,224*</b>	<b>886*</b>	<b>22,599*</b>		<b>TOTAL DE PAYS/REGION</b>
<b>EL SALVADOR</b>							<b>SALVADOR</b>
<b>FISH, FRESH OR FROZEN MALT AND MALT FLOUR ASBESTOS</b>	GER			266	266	ALL	<b>POISSON, FRAIS OU CONG.</b>
	U S A			2,889	2,889	E-U	<b>MALT ET FARINE DE MALT</b>
	DENMK			250	250	DANMK	<b>AMIANTE</b>
	GER			352	352	ALL	
<b>COMMODITY TOTAL</b>				<b>602</b>	<b>602</b>		<b>TOTAL DE MARCHANDISE</b>
<b>PULP</b>	U S A			39	39	E-U	<b>PATE</b>
	OTHER			240	240	AUTRE	
<b>COMMODITY TOTAL</b>				<b>279</b>	<b>279</b>		<b>TOTAL DE MARCHANDISE</b>
<b>NEWSPRINT PAPER</b>	GER			700	700	ALL	<b>PAPIER JOURNAL</b>
	GREEK			2,829	2,829	GRECQ	
	NORW			2,262	2,262	NORV	
	LIBER			7,582	7,582	LIBER	
<b>COMMODITY TOTAL</b>				<b>13,373</b>	<b>13,373</b>		<b>TOTAL DE MARCHANDISE</b>
<b>PAPER NES</b>	DENMK			24	24	DANMK	<b>PAPIER NDA</b>
	OTHER			98	98	AUTRE	
<b>COMMODITY TOTAL</b>				<b>122</b>	<b>122</b>		<b>TOTAL DE MARCHANDISE</b>
<b>AGRICULTURAL CHEMICALS PERSONAL, HSEHOLD GOODS</b>	OTHER			10	10	AUTRE	<b>PROD. CHIM. AGRICOLES</b>
	U S A			2	2	E-U	<b>ART. PERS. ET MENAGERS</b>
<b>COUNTRY/REGION TOTAL</b>		<b>*</b>	<b>*</b>	<b>17,543*</b>	<b>17,543*</b>		<b>TOTAL DE PAYS/REGION</b>
<b>FR. WEST INDIES</b>							<b>ANTILLES FR.</b>
<b>CONTAINERS, CLOSURES</b>	OTHER	58			58	AUTRE	<b>CONTENEURS, FERMETURES</b>
<b>COUNTRY/REGION TOTAL</b>		<b>58*</b>	<b>*</b>	<b>*</b>	<b>58*</b>		<b>TOTAL DE PAYS/REGION</b>
<b>GUATEMALA</b>							<b>GUATEMALA</b>
<b>MEAT AND MEAT PREP. NES</b>	GER	1			1	ALL	<b>VIANDES ET PREP. NDA</b>
	NORW	1			1	NORV	
<b>COMMODITY TOTAL</b>		<b>2</b>			<b>2</b>		<b>TOTAL DE MARCHANDISE</b>
<b>FISH, CANNED</b>	U S A			1	1	E-U	<b>POISSON EN BOITES</b>
<b>MILK POWDER</b>	GER	91			91	ALL	<b>LAIT EN POUVRE</b>
<b>MALT AND MALT FLOUR</b>	DENMK			220	220	DANMK	<b>MALT ET FARINE DE MALT</b>
	U S A			55	55	E-U	
	OTHER			60	60	AUTRE	
<b>COMMODITY TOTAL</b>				<b>335</b>	<b>335</b>		<b>TOTAL DE MARCHANDISE</b>
<b>POTATDES</b>	GER	453			453	ALL	<b>POMMES DE TERRE</b>
<b>SUGAR, NES</b>	GER	11			11	ALL	<b>SUCRE, NDA</b>
<b>DIST. ALCOHOLIC BEV.</b>	U S A			1	1	E-U	<b>BOISS. ALCOOL. DIST.</b>
	OTHER			1	1	AUTRE	
<b>COMMODITY TOTAL</b>				<b>2</b>	<b>2</b>		<b>TOTAL DE MARCHANDISE</b>
<b>ZINC ORE AND CONC. ASBESTOS</b>	DENMK			88	88	DANMK	<b>MINERAL, CONC. DE ZINC</b>
	GER	576			576	ALL	<b>AMIANTE</b>
	U S A			101	101	E-U	
	OTHER			400	400	AUTRE	
<b>COMMODITY TOTAL</b>		<b>576</b>		<b>501</b>	<b>1,077</b>		<b>TOTAL DE MARCHANDISE</b>

TABLE 1. CARGOES LOADED AT CANADIAN PORTS FOR FOREIGN COUNTRIES.

TABLÉAU 1. MARCHANDISES CHARGÉES DANS LES PORTS CANADIENS A DESTINATION DE PAYS ÉTRANGERS.

COUNTRY OF DESTINATION AND KIND OF CARGO	REGISTRY OF VESSEL	ATLANTIC ATLANTIQUE	GREAT LAKES GRANDS LACS	PACIFIC PACIFIQUE	TOTAL TOTAL	IMMATIC. DU NAVIRE	PAYS DE DESTINATION ET MARCHANDISE
<b>GUATEMALA</b>	<b>CONT.</b>						<b>GUATEMALA</b>
PULP	NORW	293			293	NORV	PATE
	U S A			782	782	E-U	
	OTHER			465	465	AUTRE	
COMMODITY TOTAL		293		1,247	1,540		TOTAL DE MARCHANDISE
NEWSPRINT PAPER	DENMK			123	123	DANMK	PAPIER JOURNAL
	GER	510		775	1,285	ALL	
	GREEK			1,358	1,358	GRECQ	
	NORW	307			307	NORV	
	OTHER	1,000		47	1,047	AUTRE	
COMMODITY TOTAL		1,817		2,303	4,120		TOTAL DE MARCHANDISE
PAPER NES	DENMK			9	9	DANMK	PAPIER NDA
	GER	192			192	ALL	
	NORW	32			32	NORV	
COMMODITY TOTAL		224		9	233		TOTAL DE MARCHANDISE
PAPERBOARD	OTHER	2,904			2,904	AUTRE	CARTON
TEXTILE FAB.MTL NES	GER	9			9	ALL	OUVR. EN MAT. TEXT. NDA
VEG. OILS, FATS NES	GER	3			3	ALL	HUIL. MAT. GRAS. VEG. NDA
	NORW	1			1	NORV	
COMMODITY TOTAL		4			4		TOTAL DE MARCHANDISE
METALLIC SALTS	GER	8			8	ALL	SELS METALLIQUES
INORGANIC CHEMS. NES	GER	346			346	ALL	PRDD. CHIM. INORG. NDA
	NORW	21			21	NORV	
	U S A			6	6	E-U	
COMMODITY TOTAL		367		6	373		TOTAL DE MARCHANDISE
ORGANIC CHEMICALS NES	NORW	2			2	NORV	PRDD. CHIM. ORGAN. NDA
	U S A			17	17	E-U	
	OTHER			6	6	AUTRE	
COMMODITY TOTAL		2		23	25		TOTAL DE MARCHANDISE
EXPLOS., FUSES, CAPS	OTHER	18			18	AUTRE	EXPLOS., AMORCES, DET.
AGRICULTURAL CHEMICALS	GER	3			3	ALL	PRDD. CHIM. AGRICOLES
PLASTIC MATERIALS	U S A			6	6	E-U	MATIERES PLASTIQUES
DYESTUFF, PIGMENT, PAINT	GER	23			23	ALL	MAT. COLOR. PIG. PEINTURE
	NORW	11			11	NORV	
COMMODITY TOTAL		34			34		TOTAL DE MARCHANDISE
ZINC AND ALLOYS	GER	165			165	ALL	ZINC ET ALLIAGES
	NORW	165			165	NORV	
	U S A			88	88	E-U	
	OTHER			614	614	AUTRE	
COMMODITY TOTAL		330		702	1,032		TOTAL DE MARCHANDISE
METAL FAB. BASIC PROD.	GER	18			18	ALL	OUVR. DE BASE EN METAL
	NORW	6			6	NORV	
COMMODITY TOTAL		24			24		TOTAL DE MARCHANDISE
MACHINERY NES	NETH		985		985	P. BAS	MACHINES NDA
	U S A			1	1	E-U	
COMMODITY TOTAL			985	1	986		TOTAL DE MARCHANDISE
MOTOR VEHICLE ENGINES	GER	524			524	ALL	MOTEURS DE VEH. AUTOM.
	NORW	9			9	NORV	
COMMODITY TOTAL		533			533		TOTAL DE MARCHANDISE
EQUIPMENT MISC.	GER	1			1	ALL	MATERIEL DIVERS
	NORW	1			1	NORV	
COMMODITY TOTAL		2			2		TOTAL DE MARCHANDISE
PERSONAL, HOUSEHOLD GOODS	NORW	1			1	NORV	ART. PERS. ET MENAGERS
CONTAINERS, CLOSURES	GER	3			3	ALL	CONTENEURS, FERMETURES
	NORW	8			8	NORV	
COMMODITY TOTAL		11			11		TOTAL DE MARCHANDISE
MISC. END PRODUCTS NES	GER	2			2	ALL	PRODUITS FINIS DIV. NDA
GENERAL CARGO	GER	910			910	ALL	MARCHANDISES DIVERSES
	NORW	1			1	NORV	
COMMODITY TOTAL		911			911		TOTAL DE MARCHANDISE
<b>COUNTRY/REGION TOTAL</b>		<b>8,630*</b>	<b>985*</b>	<b>5,224*</b>	<b>14,839*</b>		<b>TOTAL DE PAYS/REGION</b>
<b>HAITI, REP. OF</b>							<b>REP. D'HAITI</b>
WHEAT	GER	17,153			17,153	ALL	BLE
	GREEK	16,811	7,304		24,115	GRECQ	
	OTHER	10,752			10,752	AUTRE	
COMMODITY TOTAL		44,716	7,304		52,020		TOTAL DE MARCHANDISE
WHEAT FLOUR	GREEK	2,556			2,556	GRECQ	FARINE DE BLE
BAKERY PROD. INC. FROZEN	GREEK	1			1	GRECQ	PROD. BOUL., PROD. CONG.
MISC. FOOD PREP. NES	LIBER	2			2	LIBER	DIV. PREP. ALIM. NDA
ALE, BEER, STOUT, PORTER	GREEK	6			6	GRECQ	ALE, BIERE, STOUT, PORTER
PULP	GER	2			2	ALL	PATE
NEWSPRINT PAPER	GER	969			969	ALL	PAPIER JOURNAL
PAPER NES	GER	3			3	ALL	PAPIER NDA
	LIBER	25			25	LIBER	
COMMODITY TOTAL		28			28		TOTAL DE MARCHANDISE
RAILS & TRACK MATERIAL	LIBER	22			22	LIBER	RAILS, MAT. VOIE FERREE
METAL FAB. BASIC PROD.	GREEK	2			2	GRECQ	OUVR. DE BASE EN METAL
	LIBER	13			13	LIBER	
COMMODITY TOTAL		15			15		TOTAL DE MARCHANDISE
PERSONAL, HOUSEHOLD GOODS	GER	1	1		2	ALL	ART. PERS. ET MENAGERS
	GREEK	3			3	GRECQ	
COMMODITY TOTAL		4	1		5		TOTAL DE MARCHANDISE
MISC. END PRODUCTS NES	GER	10			10	ALL	PRODUITS FINIS DIV. NDA
	GREEK	3			3	GRECQ	

TABLE 1. CARGOES LOADED AT CANADIAN PORTS FOR FOREIGN COUNTRIES.

TABLEAU 1. MARCHANDISES CHARGÉES DANS LES PORTS CANADIENS A DESTINATION DE PAYS ÉTRANGERS.

COUNTRY OF DESTINATION AND KIND OF CARGO	REGISTRY OF VESSEL	ATLANTIC ATLANTIQUE	GREAT LAKES GRANDS LACS	PACIFIC PACIFIQUE	TOTAL TOTAL	IMMATIC. DU NAVIRE	PAYS DE DESTINATION ET MARCHANDISE
<b>HAITI, REP. OF CDNT.</b>							
	LIBER	2			2	LIBER	REP. D'HAITI SUITE
COMMODITY TOTAL		15			15		TOTAL DE MARCHANDISE
GENERAL CARGO	GER	3			3	ALL	MARCHANDISES DIVERSES
	LIBER	7			7	LIBER	
COMMODITY TOTAL		10			10		TOTAL DE MARCHANDISE
CONTAINERIZED FREIGHT	OTHER	37			37	AUTRE	FRET CONTENEURESE
COUNTRY/REGION TOTAL		48,383*	7,305*	*	55,688*		TOTAL DE PAYS/REGION
<b>HONDURAS</b>							
MILK POWDER	GER	20			20	ALL	HONDURAS LAIT EN POUORE
	NORW	102			102	NORV	
COMMODITY TOTAL		122			122		TOTAL DE MARCHANDISE
MALT AND MALT FLOUR	U S A			667	667	E-U	MALT ET FARINE DE MALT
	OTHER			354	354	AUTRE	
COMMODITY TOTAL				1,021	1,021		TOTAL DE MARCHANDISE
WHEAT FLOUR	GER	13			13	ALL	FARINE DE BLE
	NORW	5			5	NORV	
COMMODITY TOTAL		18			18		TOTAL DE MARCHANDISE
SUGAR, NES	GER	21			21	ALL	SUCRE, NDA
NEWSPRINT PAPER	GER	600			600	ALL	PAPIER JOURNAL
	GREEK	879			879	GRECQ	
	U S A			400	400	E-U	
	OTHER	330			330	AUTRE	
COMMODITY TOTAL		1,809		400	2,209		TOTAL DE MARCHANDISE
PAPER NES	DENMK			175	175	DANMK	PAPIER NDA
	GER	3			3	ALL	
	NORW	44			44	NORV	
	U S A			51	51	E-U	
COMMODITY TOTAL		47		226	273		TOTAL DE MARCHANDISE
PAPERBOARD	U K	5,609			5,609	R U	CARTON
	GER	1,619			1,619	ALL	
	NETH	2,798			2,798	P-BAS	
COMMODITY TOTAL		10,026			10,026		TOTAL DE MARCHANDISE
TEXTILE FAB.MTL NES	GER	1			1	ALL	OUVR.EN MAT.TEXT.NDA
INORGANIC CHEMS. NES	GER	22			22	ALL	PROD.CHIM.INORG.NDA
EXPLOS., FUSES, CAPS	OTHER	191			191	AUTRE	EXPLDS.,AMDRCS, DET.
AGRICULTURAL CHEMICALS	NORW	2			2	NORV	PROD.CHIM.AGRICOLES
DYESTUFF,PIGMENT,PAINT	GER	1			1	ALL	MAT.COLOR.PIG.PEINTURE
CHEM.SPECIALTIES NES	OTHER			1	1	AUTRE	PROD.CHIM.SPECIALS NDA
MOTOR VEHICLE ENGINES	NORW	2			2	NORV	MOTEURS DE VEH.AUTDM.
PERSONAL,HOUSEHOLD GOODS	DENMK			162	162	DANMK	ART.PERS.ET MENAGERS
	NORW	2			2	NORV	
	OTHER			179	179	AUTRE	
COMMODITY TOTAL		2		341	343		TOTAL DE MARCHANDISE
MISC. END PRODUCTS NES	GER	130			130	ALL	PRODUITS FINIS DIV.NDA
GENERAL CARGO	GER	239			239	ALL	MARCHANDISES DIVERSES
	NORW	1			1	NORV	
COMMODITY TOTAL		240			240		TOTAL DE MARCHANDISE
COUNTRY/REGION TOTAL		12,634*	*	1,989*	14,623*		TOTAL DE PAYS/REGION
<b>MEXICO</b>							
SHELL FISH,NES	OTHER	1			1	AUTRE	MEXIQUE MOLLUSQUES CRUST.,NDA
MILK POWDER	GER	5,302			5,302	ALL	LAIT EN POUORE
	GREEK	8,100			8,100	GRECQ	
	NORW	32			32	NORV	
	OTHER	4,495			4,495	AUTRE	
COMMODITY TOTAL		17,929			17,929		TOTAL DE MARCHANDISE
WHEAT	LIBER	21,392			21,392	LIBER	BLE
SPICES	OTHER	3			3	AUTRE	EPICES
MISC.FOOD PREP.NES	OTHER	95			95	AUTRE	DIV.PREP.ALIM.NDA
DIST.ALCOHOLIC BEV.	LIBER	31			31	LIBER	ROISS.ALCOOL.DIST.
	OTHER	500			500	AUTRE	
COMMODITY TOTAL		531			531		TOTAL DE MARCHANDISE
RAW HIDES AND SKINS	NORW	2			2	NORV	PEAUX ET CUIRS BRUT
WOOL AND ANIMAL HAIR	OTHER	1			1	AUTRE	LAIN,POILS DANIMAL
TEXTILE FIBRES NES	OTHER	257			257	AUTRE	FIBRES TEXTILES NDA
DRES AND CONC.NES	LIBER			11	11	LIBER	MINERAIS ET CONC.NDA
SLAG,DROSS,BY-PRODUCTS	LIBER	11,928			11,928	LIBER	POUS.GUEUL.SCOR.PROD.
	OTHER	13,832			13,832	AUTRE	
COMMODITY TOTAL		25,760			25,760		TOTAL DE MARCHANDISE
SALT	OTHER	1			1	AUTRE	SEL
RUBBER FAB.MATERIALS	OTHER	8			8	AUTRE	DEMI-PROD.CADUTCHOUC
LUMBER AND TIMBER	NORW			3,308	3,308	NORV	BOIS D'OEUVRE ET CHARP.
PULP	NORW	943		164	1,107	NORV	PATE
	LIBER	1,826			1,826	LIBER	
	OTHER	4,141			4,141	AUTRE	
COMMODITY TOTAL		6,910		164	7,074		TOTAL DE MARCHANDISE
NEWSPRINT PAPER	U K	14,204			14,204	R U	PAPIER JOURNAL
	GER	6,628			11,828	ALL	
	GREEK	36,013		5,200	36,013	GRECQ	
	NORW	9,469		5,550	15,019	NORV	
	LIBER	11,526			11,526	LIBER	

TABLE 1. CARGOES LOADED AT CANADIAN PORTS FOR FOREIGN COUNTRIES.

TABLEAU 1. MARCHANDISES CHARGÉES DANS LES PORTS CANADIENS A DESTINATION DE PAYS ÉTRANGERS.

COUNTRY OF DESTINATION AND KIND OF CARGO	REGISTRY OF VESSEL	ATLANTIC ATLANTIQUE	GREAT LAKES GRANDS LACS	PACIFIC PACIFIQUE	TOTAL TOTAL	IMMATIC. DU NAVIRE	PAYS DE DESTINATION ET MARCHANDISE
<b>MEXICO</b>	<b>CONT.</b>						<b>MEXIQUE</b> <b>SUITE</b>
	OTHER	3,076			3,076	AUTRE	
COMMODITY TOTAL		80,916		10,750	91,666		TOTAL DE MARCHANDISE
TEXTILE FAB.MTL NES	OTHER	2			2	AUTRE	OUVR.EN MAT.TEXT.NDA
METALLIC SALTS	OTHER	300			300	AUTRE	SELS METALLIQUES
INORGANIC CHEMS. NES	NORV	114		9	123	NORV	PROD.CHIM.INDRG.NDA
	OTHER	329			329	AUTRE	
COMMODITY TOTAL		443		9	452		TOTAL DE MARCHANDISE
ORGANIC CHEMICALS NES	NORV	3			3	NORV	PROD.CHIM.ORGAN.NDA
	OTHER	428			428	AUTRE	
COMMODITY TOTAL		431			431		TOTAL DE MARCHANDISE
FERTILIZERS NES	OTHER	24			24	AUTRE	ENGRAIS CHIMIQUE NOA
AGRICULTURAL CHEMICALS	OTHER	122			122	AUTRE	PROD.CHIM.AGRICOLES
DYESTUFF,PIGMENT,PAINT	OTHER	13			13	AUTRE	MAT.COLOR.PIG.PEINTURE
CHEM.SPECIALTIES NES	OTHER	13			13	AUTRE	PROD.CHIM.SPECIALS NDA
LUBRICATING OIL,GREASE	LIBER	12			12	LIBER	HUILE,GRAISSE LUBRIF.
	OTHER	51			51	AUTRE	
COMMODITY TOTAL		63			63		TOTAL DE MARCHANDISE
FERRO-ALLOYS	OTHER	11			11	AUTRE	FERRO-ALLIAGES
PLATE & SHEET STEEL	NORV	59			59	NORV	TOLES,FEUILLES DACIER
	LIBER	41			41	LIBER	
	OTHER	2,334			2,334	AUTRE	
COMMODITY TOTAL		2,434			2,434		TOTAL DE MARCHANDISE
STRUCTURAL SHAPES	LIBER	430			430	LIBER	PROFILES DE CONSTRUCT.
	OTHER	1,727			1,727	AUTRE	
COMMODITY TOTAL		2,157			2,157		TOTAL DE MARCHANDISE
ALUMINIUM	OTHER	6			6	AUTRE	ALUMINIUM
NICKEL AND ALLOYS	NORV			3	3	NORV	NICKEL ET ALLIAGES
ZINC AND ALLOYS	LIBER			3	3	LIBER	ZINC ET ALLIAGES
	OTHER	6			6	AUTRE	
COMMODITY TOTAL		6		3	9		TOTAL DE MARCHANDISE
NON-FERROUS METALS NES	OTHER	2			2	AUTRE	METAUX NON-FERREUX NDA
METAL FAB.BASIC PROD.	OTHER	157			157	AUTRE	OUVR.DE BASE EN METAL
BRICKS,TILES NES	OTHER	15			15	AUTRE	BRIQUES,TUILLES NDA
MISC.FABRICATED PROD.	OTHER	4			4	AUTRE	OUVRAGES DIVERS
MACHINERY NES	NORV	211			211	NORV	MACHINES NDA
	LIBER	11			11	LIBER	
	OTHER	3,210			3,210	AUTRE	
COMMODITY TOTAL		3,432			3,432		TOTAL DE MARCHANDISE
MOTOR VEHICLE ENGINES	OTHER	610			610	AUTRE	MOTEURS DE VEH.AUTOM.
EQUIPMENT MISC.	LIBER	1			1	LIBER	MATERIEL DIVERS
	OTHER	60			60	AUTRE	
COMMODITY TOTAL		61			61		TOTAL DE MARCHANDISE
PERSONAL,HOUSEHOLD GOODS	NORV	2			2	NORV	ART.PERS.ET MENAGERS
	LIBER	4			4	LIBER	
	OTHER	17			17	AUTRE	
COMMODITY TOTAL		23			23		TOTAL DE MARCHANDISE
CONTAINERS,CLOSURES	OTHER	4			4	AUTRE	CONTENEURS,FERMETURES
MISC. END PRODUCTS NES	NORV	1			1	NORV	PRODUITS FINIS DIV.NDA
	LIBER	47			47	LIBER	
	OTHER	6			6	AUTRE	
COMMODITY TOTAL		54			54		TOTAL DE MARCHANDISE
GENERAL CARGO	OTHER	80			80	AUTRE	MARCHANDISES DIVERSES
<b>COUNTRY/REGION TOTAL</b>		<b>164,273*</b>	<b>*</b>	<b>14,248*</b>	<b>178,521*</b>		<b>TOTAL DE PAYS/REGION</b>
<b>NETH. ANTILLES</b>							<b>ANTILLES NEERL</b>
MEAT,CURED	GREEK	11	6		17	GRECQ	VIANDE FUMEE OU SALLEE
MEAT AND MEAT PREP.NES	GREEK	2			2	GRECQ	VIANDES ET PREP.NDA
	JAPAN			4	4	JAPON	
COMMODITY TOTAL		2		4	6		TOTAL DE MARCHANDISE
FISH,FRESH OR FROZEN	GER	8			8	ALL	POISSON,FRAIS OU CONG.
FISH,CANNED	ITALY			4	4	ITAL	POISSON EN BOITES
	U S A			5	5	E-U	
COMMODITY TOTAL				9	9		TOTAL DE MARCHANDISE
BAKERY PROD.INC.FROZEN	GREEK	1			1	GRECQ	PROD.BOUL.,PROD.CONG.
PEANUTS	GREEK	2			2	GRECQ	CACAHUETES
VEGETABLES, FRESH	GREEK	2			2	GRECQ	LEGUMES, FRAIS
MISC.FOOD PREP.NES	GREEK	5			5	GRECQ	QIV.PREP.ALIM.NDA
	JAPAN			8	8	JAPON	
	U S A			2	2	E-U	
COMMODITY TOTAL		5		10	15		TOTAL DE MARCHANDISE
HAY,FORAGE,STRAW	GREEK	16			16	GRECQ	FOIN,FOURRAGE,PAILLE
LUMBER AND TIMBER	ITALY			142	142	ITAL	BOIS D'OEUVRE ET CHARP.
VENEER,PLYWOOD	U S A			6	6	E-U	PLACAGES,CONTRE-PLAQ.
WOOD FAB.MATERIALS	GREEK	16			16	GRECQ	DEMI-PRODUITS EN BOIS
PULP	GREEK	2			2	GRECQ	PATE
NEWSPRINT PAPER	GREEK	188			188	GRECQ	PAPIER JOURNAL
	ITALY			77	77	ITAL	
COMMODITY TOTAL		188		77	265		TOTAL DE MARCHANDISE
PAPER NES	GREEK	69			69	GRECQ	PAPIER NDA
	LIBER	31			31	LIBER	
	U S A			14	14	E-U	

TABLE 1. CARGOES LOADED AT CANADIAN PORTS FOR FOREIGN COUNTRIES.

TABLEAU 1. MARCHANDISES CHARGÉES DANS LES PORTS CANADIENS A DESTINATION DE PAYS ÉTRANGERS.

COUNTRY OF DESTINATION AND KIND OF CARGO	REGISTRY OF VESSEL	ATLANTIC ATLANTIQUE	GREAT LAKES GRANDS LACS	PACIFIC PACIFIQUE	TOTAL TOTAL	IMMATIC. DU NAVIRE	PAYS DE DESTINATION ET MARCHANDISE
<b>NETH. ANTILLES CONT.</b>							
COMMODITY TOTAL		100		14	114		ANTILLES NEERL SUITE
PAPERBOARD	U S A			34	34	E-U	TOTAL DE MARCHANDISE
BLDG.PAPER AND BOARD	GREEK	7			7	GRECQ	CARTON
	JAPAN			9	9	JAPON	PLAQ.CDNSTR.,PAP/CART.
	U S A			18	18	E-U	
COMMODITY TOTAL		7		27	34		TOTAL DE MARCHANDISE
INORGANIC CHEMS. NES	GREEK	10			10	GRECQ	PROD.CHIM.INORG.NDA
EXPLOS., FUSES, CAPS	OTHER	126			126	AUTRE	EXPLOS.,AMORCES, DET.
PLASTIC MATERIALS	GREEK	5			5	GRECQ	MATIERES PLASTIQUES
ASPHALTS,ROAD OILS	GREEK	32			32	GRECQ	ASPHALTE,BITUME LIQD.
PERSONAL,HSEHOLD GOODS	GREEK	44	1		45	GRECQ	ART.PERS.ET MENAGERS
CONTAINERS,CLOSURES	GREEK	7			7	GRECQ	CONTENEURS,FERMETURES
GENERAL CARGO	GREEK	2			2	GRECQ	MARCHANDISES DIVERSES
CONTAINERIZED FREIGHT	U S A			90	90	E-U	FRET CONTENEURESE
COUNTRY/REGION TOTAL		586*	7*	413*	1,006*		TOTAL DE PAYS/REGION
<b>NICARAGUA</b>							
FISH,CANNED	U S A			2	2	E-U	POISSON EN BOITES
MALT AND MALT FLOUR	DENMK			330	330	DANMK	MALT ET FARINE DE MALT
	U S A			222	222	E-U	
	OTHER			1,157	1,157	AUTRE	
COMMODITY TOTAL				1,709	1,709		TOTAL DE MARCHANDISE
GROUND CEREALS NES	DENMK			1,119	1,119	DANMK	CEREALES MOULUES NDA
	OTHER			1,179	1,179	AUTRE	
COMMODITY TOTAL				2,298	2,298		TOTAL DE MARCHANDISE
ASBESTOS	U S A			62	62	E-U	AMIANTE
	OTHER			283	283	AUTRE	
COMMODITY TOTAL				345	345		TOTAL DE MARCHANDISE
WASTE	GER	40			40	ALL	DECHETS DE COTON,TEXT.
PAPER	OTHER			16	16	AUTRE	PATE
NEWSPRINT PAPER	SWEON	1,101			1,101	SUEDE	PAPIER JOURNAL
	OTHER	1,983		7	1,990	AUTRE	
COMMODITY TOTAL		3,084		7	3,091		TOTAL DE MARCHANDISE
PAPER NES	OTHER			49	49	AUTRE	PAPIER NDA
PAPERBOARD	OTHER			2	2	AUTRE	CARTON
EXPLOS., FUSES, CAPS	OTHER	234			234	AUTRE	EXPLOS.,AMORCES, DET.
FERTILIZERS NES	ITALY			9,679	9,679	ITAL	ENGRAIS CHIMIQUE NDA
AGRICULTURAL CHEMICALS	OTHER			32	32	AUTRE	PROD.CHIM.AGRICOLES
CASTINGS,FORGINGS	U S A			50	50	E-U	MOUL.PIECES FORGEES
	OTHER			20	20	AUTRE	
COMMODITY TOTAL				70	70		TOTAL DE MARCHANDISE
STRUCTURAL SHAPES	U S A			4	4	E-U	PROFILES DE CONSTRUCT.
	OTHER			6	6	AUTRE	
COMMODITY TOTAL				10	10		TOTAL DE MARCHANDISE
COPPER AND ALLOYS	OTHER			30	30	AUTRE	CUIVRE ET ALLIAGES
PERSONAL,HSEHOLD GOODS	OTHER			2	2	AUTRE	ART.PERS.ET MENAGERS
CONTAINERS,CLOSURES	U S A			11	11	E-U	CONTENEURS,FERMETURES
COUNTRY/REGION TOTAL		3,358*	*	14,262*	17,620*		TOTAL DE PAYS/REGION
<b>PANAMA</b>							
MEAT,FRESH OR FROZEN	NORW			11	11	NORV	VIANDE,FRAICHE / CONG.
	U S A			46	46	E-U	
	OTHER	13			13	AUTRE	
COMMODITY TOTAL		13		57	70		TOTAL DE MARCHANDISE
MEAT AND MEAT PREP.NES	GER	1			1	ALL	VIANDES ET PREP.NDA
FISH,CANNED	NORW			2	2	NORV	POISSON EN BOITES
	U S A			2	2	E-U	
	OTHER	19			19	AUTRE	
COMMODITY TOTAL		19		4	23		TOTAL DE MARCHANDISE
MILK POWDER	GER	132			132	ALL	LAIT EN POUDRE
BARLEY	NORW			121	121	NORV	ORGE
OATS	NORW			100	100	NORV	AVOINE
	U S A			201	201	E-U	
COMMODITY TOTAL				301	301		TOTAL DE MARCHANDISE
MALT AND MALT FLOUR	NETH	277			277	P.BAS	MALT ET FARINE DE MALT
	OTHER	485			485	AUTRE	
COMMODITY TOTAL		762			762		TOTAL DE MARCHANDISE
APPLES	U S A			109	109	E-U	POMMES
FRESH FRUITS,BERRIES	U S A			24	24	E-U	FRUITS, BATES FRAIS
POTATOES	OTHER	118			118	AUTRE	POMMES DE TERRE
GROUND CEREALS NES	U S A			101	101	E-U	CEREALES MOULUES NDA
DIST.ALCOHOLIC BEV.	U S A			6	6	E-U	BOISS.ALCOOL.DIST.
	OTHER	11			11	AUTRE	
COMMODITY TOTAL		11		6	17		TOTAL DE MARCHANDISE
ASBESTOS	OTHER	187			187	AUTRE	AMIANTE
STONE,CRUDE NES	GER	8			8	ALL	PIERRE BRUTE NDA
SALT	OTHER	100			100	AUTRE	SEL
RUBBER FAB.MATERIALS	OTHER	1			1	AUTRE	DEMI-PRD.CAOUTCHOUC
SHINGLES AND SHAKES	OTHER	19			19	AUTRE	BARDEAUX,BARD.FACADE

TABLE 1. CARGOES LOADED AT CANADIAN PORTS FOR FOREIGN COUNTRIES.

TABLEAU 1. MARCHANDISES CHARGÉES DANS LES PORTS CANADIENS A DESTINATION DE PAYS ÉTRANGERS.

COUNTRY OF DESTINATION AND KIND OF CARGO	REGISTRY OF VESSEL	ATLANTIC ATLANTIQUE	GREAT LAKES GRANOS LACS	PACIFIC PACIFIQUE	TOTAL TOTAL	IMMATIC. DU NAVIRE	PAYS DE DESTINATION ET MARCHANDISE
<b>PANAMA CONT.</b>							<b>PANAMA SUITE</b>
PULP	LIBER	204			204	LIBER	PAPIER
NEWSPRINT PAPER	GER	1,210			1,210	ALL	PAPIER JOURNAL
	GREEK	579			579	GRECQ	
	NORW			6	6	NORV	
	SWEDN	551			551	SUEDE	
	LIBER	606			606	LIBER	
	U S A			49	49	E-U	
	OTHER	2,387			2,387	AUTRE	
COMMODITY TOTAL		5,333		55	5,388		TOTAL DE MARCHANDISE
PAPER NES	GER	66			66	ALL	PAPIER NDA
	OTHER	366			366	AUTRE	
COMMODITY TOTAL		432			432		TOTAL DE MARCHANDISE
PAPERBOARD	U K	1,148			1,148	R U	CARTON
	NETH	1,490			1,490	P.BAS	
	SWEDN	1,830			1,830	SUEDE	
	OTHER	4,875			4,875	AUTRE	
COMMODITY TOTAL		9,343			9,343		TOTAL DE MARCHANDISE
BLDG.PAPER AND BOARD	U S A			5	5	E-U	PLAQ.CONSTR., PAP/CART.
	OTHER	154			154	AUTRE	
COMMODITY TOTAL		154		5	159		TOTAL DE MARCHANDISE
CORDAGE, TWINE, ROPE	U S A			11	11	E-U	CORDAGE, FICELLE, CORDE
TEXTILE FAB.MTL NES	GER	4			4	ALL	OUVR.EN MAT.TEXI.NDA
	NORW			5	5	NORV	
	OTHER	11			11	AUTRE	
COMMODITY TOTAL		15		5	20		TOTAL DE MARCHANDISE
METALLIC SALTS	OTHER	105			105	AUTRE	SELS METALLIQUES
INORGANIC CHEMS. NES	GER	33			33	ALL	PROD.CHIM.INORG.NDA
	OTHER	1			1	AUTRE	
COMMODITY TOTAL		34			34		TOTAL DE MARCHANDISE
EXPLOS., FUSES, CAPS	OTHER	197			197	AUTRE	EXPLOS., AMORCES, DET.
FERTILIZERS NES	OTHER	3			3	AUTRE	ENGRAIS CHIMIQUE NDA
AGRICULTURAL CHEMICALS	OTHER	4			4	AUTRE	PROD.CHIM.AGRICOLES
PLASTIC MATERIALS	OTHER	1			1	AUTRE	MATIERES PLASTIQUES
DYESTUFF, PIGMENT, PAINT	GER	2		4	6	ALL	MAT.COLOR.PIG.PEINTURE
CHEM.SPECIALTIES NES	OTHER	122			122	AUTRE	PROD.CHIM.SPECIALIUX NDA
PETROL.COAL PROD.NES	OTHER	38			38	AUTRE	DERIVE PETR.CHARB.NDA
FERRO-ALLOYS	OTHER	36			36	AUTRE	FERRO-ALLIAGES
CASTINGS, FORGINGS	OTHER	96			96	AUTRE	MOUL.PIECES FORGEES
PLATE & SHEET STEEL	GER		558		558	ALL	TOLES, FEUILLES DACIER
	OTHER	1,508			1,508	AUTRE	
COMMODITY TOTAL		1,508	558		2,066		TOTAL DE MARCHANDISE
STRUCTURAL SHAPES	GER			655	655	ALL	PROFILES DE CONSTRUCT.
WIRE	NORW			2	2	NORV	FIL METALLIQUE
ALUMINUM	OTHER	788			788	AUTRE	ALUMINIUM
COPPER AND ALLOYS	NETH	3			3	P.BAS	CUIVRE ET ALLIAGES
	OTHER	56			56	AUTRE	
COMMODITY TOTAL		59			59		TOTAL DE MARCHANDISE
METAL FAB.BASIC PROD.	GER		9		9	ALL	OUVR.DE BASE EN METAL
	OTHER	11			11	AUTRE	
COMMODITY TOTAL		11	9		20		TOTAL DE MARCHANDISE
BRICKS, TILES NES	OTHER	140			140	AUTRE	BRIQUES, TUILES NDA
GLASS BASIC PRODUCTS	OTHER	8			8	AUTRE	OUVR.DE BASE EN VERRE
ASBESTOS BASIC PROD.	OTHER	68			68	AUTRE	OUVR.DE BASE AMIANTE
LIME	OTHER	62			62	AUTRE	CHAUX
NON-MET.MIN.BASIC PROD	OTHER	60			60	AUTRE	PROD.MIN.NON-MET.BASE
MISC.FABRICATED PROD.	OTHER	76			76	AUTRE	OUVRAGES DIVERS
MACHINERY NES	GER	1	20		21	ALL	MACHINES NDA
	NORW			4	4	NORV	
	OTHER	35			35	AUTRE	
COMMODITY TOTAL		36	20	4	60		TOTAL DE MARCHANDISE
PASS.AUTOS AND CHASSIS	GER			1	1	ALL	VOITURES PART., CHASSIS
MOTOR VEHICLE ENGINES	GER	1			1	ALL	MOTEURS DE VEH.AUTOM.
	NETH	3			3	P.BAS	
	OTHER	3			3	AUTRE	
COMMODITY TOTAL		7			7		TOTAL DE MARCHANDISE
SHIPS, AIRCRAFT, MIS.VEH	OTHER	1			1	AUTRE	NAVIRES, AVIONS, VEH.DIV
RUBBER TIRES AND TUBES	GER	3			3	ALL	PNEUS, CHAMBRES A AIR
	OTHER	11			11	AUTRE	
COMMODITY TOTAL		14			14		TOTAL DE MARCHANDISE
EQUIPMENT MISC.	GER	2			2	ALL	MATERIEL DIVERS
	U S A			3	3	E-U	
	OTHER	11			11	AUTRE	
COMMODITY TOTAL		13		3	16		TOTAL DE MARCHANDISE
PERSONAL, HSEHOLD GOODS	GER	2			2	ALL	ART.PERS.ET MENAGERS
	U S A			1	1	E-U	
	OTHER	34			34	AUTRE	
COMMODITY TOTAL		36		1	37		TOTAL DE MARCHANDISE
FIREARMS, AMMUNITION	OTHER	5			5	AUTRE	ARMES A FEU, MUNITIONS
CONTAINERS, CLOSURES	OTHER	7			7	AUTRE	CONTENEURS, FERMETURES
MISC. END PRODUCTS NES	GER	4			4	ALL	PRODUITS FINIS DIV.NDA
	NETH	1			1	P.BAS	
	OTHER	88			88	AUTRE	
COMMODITY TOTAL		93			93		TOTAL DE MARCHANDISE
GENERAL CARGO	GER	1			1	ALL	MARCHANDISES DIVERSES
	GREEK	3			3	GRECQ	
	U S A			4	4	E-U	

TABLE 1. CARGOES LOADED AT CANADIAN PORTS FOR FOREIGN COUNTRIES.

TABLEAU 1. MARCHANDISES CHARGÉES DANS LES PORTS CANADIENS A DESTINATION DE PAYS ÉTRANGERS.

COUNTRY OF DESTINATION AND KIND OF CARGO	REGISTRY OF VESSEL	ATLANTIC ATLANTIQUE	GREAT LAKES GRANDS LACS	PACIFIC PACIFIQUE	TOTAL TOTAL	IMMATR. DU NAVIRE	PAYS DE DESTINATION ET MARCHANDISE
<b>PANAMA CONT.</b>							
COMMODITY TOTAL	OTHER	209			209	AUTRE	PANAMA SUITE
CONTAINERIZED FREIGHT	U S A	218		4	222	E-U	TOTAL DE MARCHANDISE FRET CONTENEURESE
COUNTRY/REGION TOTAL		20,700*	591*	1,589*	22,880*		TOTAL DE PAYS/REGION
<b>PUERTO RICO</b>							
FISH, FRESH OR FROZEN	GER	2,258			2,258	ALL	PORTO-RICO POISSON, FRAIS DU CONG.
	NORW	368			368	NORV	
COMMODITY TOTAL		2,626			2,626		TOTAL DE MARCHANDISE POISSON, SALE OU FUME
FISH, SALTED OR CURED	GER	68			68	ALL	
	NORW	22			22	NORV	
	PANAM	513			513	PANAM	
	CAN	569			569	CAN	
COMMODITY TOTAL		1,172			1,172		TOTAL DE MARCHANDISE POISSON EN BOITES
FISH, CANNED	GER	208			208	ALL	HOMARD
LOBSTER	GER	1			1	ALL	AVOINE
OATS	GER	228			228	ALL	
	NORW	50			50	NORV	
COMMODITY TOTAL		278			278		TOTAL DE MARCHANDISE MALT ET FARINE DE MALT
MALT AND MALT FLOUR	GER	2,310			2,310	ALL	
	NORW	305			305	NORV	
COMMODITY TOTAL		2,615			2,615		TOTAL DE MARCHANDISE POMMES DE TERRE
POTATOES	DENMK	6,907			6,907	DANMK	
	GER	135			135	ALL	
	GREEK	1,250			1,250	GRECQ	
	PANAM	4,313			4,313	PANAM	
	CAN	1,500			1,500	CAN	
	OTHER	455			455	AUTRE	
COMMODITY TOTAL		14,560			14,560		TOTAL DE MARCHANDISE LEGUMES, FRAIS
VEGETABLES, FRESH	GER	45			45	ALL	PREP. DE LEGUMES NDA
VEGETABLE PREP. NES	GER	68			68	ALL	
	NORW	70			70	NORV	
COMMODITY TOTAL		138			138		TOTAL DE MARCHANDISE DIV. PREP. ALIM. NDA
MISC. FOOD PREP. NES	GER	3			3	ALL	FOIN, FOURRAGE, PAILLE
HAY, FORAGE, STRAW	GER	433			433	ALL	
	NORW	67			67	NORV	
COMMODITY TOTAL		500			500		TOTAL DE MARCHANDISE CEREALES MOULUES NDA
GROUND CEREALS NES	GER	283			283	ALL	FARINE TOURT. GR. SOYA
SOYA, OIL MEAL, CAKE	GER	6			6	ALL	BOISSONS NON-ALCOOLIQ.
NON-ALCOHOLIC BEVERAGE	GER	77			77	ALL	BOISS. ALCOOL. DIST.
DIST. ALCOHOLIC BEV.	GER	4			4	ALL	MATIERES ROIS BRUT NDA
CRUDE WOOD PTL. NES	GER	22			22	ALL	
	PANAM	50			50	PANAM	
COMMODITY TOTAL		72			72		TOTAL DE MARCHANDISE AMIANTE
ASBESTOS	GER	99			99	ALL	
	OTHER	11			11	AUTRE	
COMMODITY TOTAL		110			110		TOTAL DE MARCHANDISE SEL
SALT	GER	25			25	ALL	MIN. NON-MET. BRUTS NDA
CRUDE NON-MET. MIN. NES	GER	2,539			2,539	ALL	BOIS OEUVRE ET CHARP.
LUMBER AND TIMBER	U K			5,193	5,193	R U	
	GER			5,216	10,260	ALL	
	GREEK			5,959	6,959	GRECQ	
	NORW			81,821	81,878	NORV	
	SWEDN			6,947	6,947	SUEDE	
	LIBER			10,719	10,719	LIBER	
	CAN			71	71	CAN	
	OTHER			5,676	5,676	AUTRE	
COMMODITY TOTAL		6,172		121,531	127,703		TOTAL DE MARCHANDISE PATE
PULP	GER	68			68	ALL	
	NORW	637			637	NORV	
	LIBER	824			824	LIBER	
	CAN	850			850	CAN	
COMMODITY TOTAL		2,379			2,379		TOTAL DE MARCHANDISE PAPIER JOURNAL
NEWSPRINT PAPER	U K	693			693	R U	
	GER	9,240			9,240	ALL	
	GREEK	5,329			5,329	GRECQ	
	LIBER	746			746	LIBER	
	CAN	13,085			13,085	CAN	
COMMODITY TOTAL		29,093			29,093		TOTAL DE MARCHANDISE PAPIER NDA
PAPER NES	GER	158			158	ALL	CARTON
PAPERBOARD	DENMK	1,457			1,457	DANMK	
	NORW	3,125			3,125	NORV	
COMMODITY TOTAL		4,582			4,582		TOTAL DE MARCHANDISE PLAQ. CONSTR., PAP/CART.
BLDG. PAPER AND BOARD	GER	47			47	ALL	OUVR. EN MAT. TEXT. NDA
TEXTILE FAB. MTL NES	GER	3			3	ALL	
	NORW	9			9	NORV	
COMMODITY TOTAL		12			12		TOTAL DE MARCHANDISE PRD. CHIM. INDRG. NDA
INORGANIC CHEMS. NES	GER	6			6	ALL	PRD. CHIM. ORGAN. NDA
ORGANIC CHEMICALS NES	NORW	10			10	NORV	CAOUTCHOUC SYNTHETIQUE
SYNTHETIC RUBBER	GER	13			13	ALL	ASPHALTE, BITUME LIQD.
ASPHALTS, ROAD OILS	GER	5			5	ALL	DERIVE PETR. CHARB. NDA
PETROL, COAL PRCD. NES	NORW	19,040			19,040	NORV	
	LIBER	46,161			46,161	LIBER	
	OTHER	60,908			60,908	AUTRE	
COMMODITY TOTAL		129,399			129,399		TOTAL DE MARCHANDISE



TABLE 1. CARGOES LOADED AT CANADIAN PORTS FOR FOREIGN COUNTRIES.

TABEAU 1. MARCHANDISES CHARGÉES DANS LES PORTS CANADIENS A DESTINATION DE PAYS ÉTRANGERS.

COUNTRY OF DESTINATION AND KIND OF CARGO	REGISTRY OF VESSEL	ATLANTIC ATLANTIQUE	GREAT LAKES GRANDS LACS	PACIFIC PACIFIQUE	TOTAL TOTAL	IMMATIC. DU NAVIRE	PAYS DE DESTINATION ET MARCHANDISE
PUERTO RICO CONT.							PORTO-RICO SUITE
CASTINGS, FORGINGS	GER	38			38	ALL	MOUL. PIÈCES FORGÉES
BARS AND RODS, STEEL	GER	8,204			8,204	ALL	BARRES ET TIGES ACIER
	GREEK	4,013			4,013	GRECQ	
	PANAM	4,364			4,364	PANAM	
COMMODITY TOTAL		16,581			16,581		TOTAL DE MARCHANDISE
PLATE & SHEET STEEL	GER	58	1,835		1,893	ALL	TOLES, FEUILLES D'ACIER
WIRE	GER	41			41	ALL	FIL MÉTALLIQUE
	NORW			1	1	NORV	
COMMODITY TOTAL		41		1	42		TOTAL DE MARCHANDISE
ALUMINIUM	DENMK	507			507	DANMK	ALUMINIUM
	GER	838			838	ALL	
	GREEK	908			908	GRECQ	
COMMODITY TOTAL		2,253			2,253		TOTAL DE MARCHANDISE
COPPER AND ALLOYS	GER	38			38	ALL	CUIVRE ET ALLIAGES
DRAIN PILES, PIPES	GER	3			3	ALL	TUILES TUY. DE DRAINAGE
BRICKS, TILES NES	GER	213			213	ALL	BRIQUES, TUILES NOA
	PANAM	66			66	PANAM	
COMMODITY TOTAL		279			279		TOTAL DE MARCHANDISE
CEMENT	PANAM	1			1	PANAM	CIMENT
NON-MET. MIN. BASIC PROD	GER	149			149	ALL	PROD. MIN. NON-MET. BASE
	PANAM	3			3	PANAM	
COMMODITY TOTAL		152			152		TOTAL DE MARCHANDISE
MISC. FABRICATED PROD.	GER	68			68	ALL	OUVRAGES DIVERS
MACHINERY NES	GER	16			16	ALL	MACHINES NOA
	NORW	15	2		17	NORV	
	PANAM		18		18	PANAM	
COMMODITY TOTAL		31	20		51		TOTAL DE MARCHANDISE
PASS. AUTOS AND CHASSIS	GREEK	1,082			1,082	GRECQ	VOITURES PART., CHASSIS
	NORW	1,469	5,759		7,228	NORV	
	OTHER		1,093		1,093	AUTRE	
COMMODITY TOTAL		2,551	6,852		9,403		TOTAL DE MARCHANDISE
TRUCKS AND CHASSIS	GREEK	362			362	GRECQ	CAMIONS ET CHASSIS
MOTOR VEHICLE ENGINES	GER	36			36	ALL	MOTEURS DE VEH. AUTDM.
	NORW	3			3	NORV	
COMMODITY TOTAL		39			39		TOTAL DE MARCHANDISE
RUBBER TIRES AND TUBES	GER	104			104	ALL	PNEUS, CHAMBRES A AIR
EQUIPMENT MISC.	GER	287			287	ALL	MATERIEL DIVERS
	NORW	118			118	NORV	
	OTHER	2			2	AUTRE	
COMMODITY TOTAL		407			407		TOTAL DE MARCHANDISE
PERSONAL, HOUSEHOLD GOODS	GER	8			8	ALL	ART. PERS. ET MENAGERS
MISC. END PRODUCTS NES	GER	15			15	ALL	PRODUITS FINIS DIV. NOA
	NORW			24	24	NORV	
COMMODITY TOTAL		15		24	39		TOTAL DE MARCHANDISE
GENERAL CARGO	GER	3			3	ALL	MARCHANDISES DIVERSES
CONTAINERIZED FREIGHT	GER	85			85	ALL	FRET CONTENEURESE
	NORW	8			8	NORV	
COMMODITY TOTAL		93			93		TOTAL DE MARCHANDISE
COUNTRY/REGION TOTAL		216,073*	8,707*	121,556*	346,336*		TOTAL DE PAYS/REGION
U.S. VIRGIN IS							1. VIERGES E-U
NEWSPRINT PAPER	U K	2,834			2,834	R U	PAPIER JOURNAL
PAPERBOARD	GER	529			529	ALL	CARTON
COUNTRY/REGION TOTAL		3,363*	*	*	3,363*		TOTAL DE PAYS/REGION
GREENLAND							GREENLAND
MEAT, FRESH OR FROZEN	DENMK	131			131	DANMK	VIANDE, FRAICHE / CONG.
	GER	5			5	ALL	
COMMODITY TOTAL		136			136		TOTAL DE MARCHANDISE
VEGETABLES, FRESH	LIBER	27			27	LIBER	LEGUMES, FRAIS
VEGETABLES, FROZEN	DENMK	28			28	DANMK	LEGUMES, CONGÉLÉS
MISC. FOOD PREP. NES	DENMK	32			32	DANMK	DIV. PREP. ALIM. NOA
	LIBER	8			8	LIBER	
COMMODITY TOTAL		40			40		TOTAL DE MARCHANDISE
SALT	NORW	2			2	NORV	SEL
RUBBER FAB. MATERIALS	DENMK	7			7	DANMK	DEMI-PROD. CAOUTCHOUC
LUMBER AND TIMBER	DENMK	189			189	DANMK	BOIS D'OEUVRE ET CHARP.
	GER	126			126	ALL	
	NORW	50			50	NORV	
	LIBER	252			252	LIBER	
COMMODITY TOTAL		617			617		TOTAL DE MARCHANDISE
FLOORING	NORW	1			1	NORV	LAMES POUR PARQUET
VENEER, PLYWOOD	GER	87			87	ALL	PLACAGES, CONTRE-PLAQ.
	NORW	28			28	NORV	
COMMODITY TOTAL		115			115		TOTAL DE MARCHANDISE
PAPER NES	DENMK	5			5	DANMK	PAPIER NOA
TEXTILE FAB. MTL NES	NORW	4			4	NORV	OUVR. EN MAT. TEXT. NOA
METALLIC SALTS	DENMK	204			204	DANMK	SELS MÉTALLIQUES
INORGANIC CHEMS. NES	GER	52			52	ALL	PROD. CHIM. INORG. NOA
	NORW	3			3	NORV	
COMMODITY TOTAL		55			55		TOTAL DE MARCHANDISE
EXPLOS., FUSES, CAPS	DENMK	30			30	DANMK	EXPLOS., AMORCES, DÉT.

TABLE 1. CARGOES LOADED AT CANADIAN PORTS FOR FOREIGN COUNTRIES.

TABLEAU 1. MARCHANDISES CHARGÉES DANS LES PORTS CANADIENS A DESTINATION DE PAYS ÉTRANGERS.

COUNTRY OF DESTINATION AND KIND OF CARGO	REGISTRY OF VESSEL	ATLANTIC ATLANTIQUE	GREAT LAKES GRANDS LACS	PACIFIC PACIFIQUE	TOTAL TOTAL	IMMATIC. DU NAVIRE	PAYS DE DESTINATION DE MARCHANDISE
GREENLAND	CONT.						GROENLAND SUITE
	GER	45			45	ALL	
	LIBER	1			1	LIBER	
COMMODITY TOTAL		126			126		TOTAL DE MARCHANDISE
PLASTIC MATERIALS	NORW	11			11	NORV	MATIERES PLASTIQUES
DYESTUFF, PIGMENT, PAINT	DENMK	13			13	DANMK	MAT. COLOR. PIG. PEINTURE
CHEM. SPECIALTIES NES	LIBER	24			24	LIBER	PROD. CHIM. SPECIAUX NDA
GASOLINE	DENMK	21			21	DANMK	ESSENCE
	NORW	170			170	NORV	
COMMODITY TOTAL	LIBER	13			13	LIBER	
FUEL OIL	DENMK	20			20	DANMK	TOTAL DE MARCHANDISE
	GER	10			10	ALL	MAZOUT
	NORW	1,264			1,264	NORV	
COMMODITY TOTAL	LIBER	79			79	LIBER	
LUBRICATING OIL, GREASE	GER	5			5	ALL	TOTAL DE MARCHANDISE
	LIBER	5			5	LIBER	HUILE, GRAISSE LUBRIF.
COMMODITY TOTAL		10			10		TOTAL DE MARCHANDISE
ASPHALTS, ROAD OILS	NORW	3			3	NORV	ASPHALTE, BITUME LIQ.
	LIBER	11			11	LIBER	
COMMODITY TOTAL		14			14		TOTAL DE MARCHANDISE
PETROL, COAL PROD. NES	GER	5			5	ALL	DERIVE PETR. CHARB. NDA
	NORW	7			7	NORV	
	CAN	97			97	CAN	
COMMODITY TOTAL		109			109		TOTAL DE MARCHANDISE
PRIMARY IRON, STEEL NES	LIBER	3			3	LIBER	FER, ACIER PRIMAIR. NDA
CASTINGS, FORGINGS	DENMK	22			22	DANMK	MOUL. PIECES FORGEES
BAR AND RODS, STEEL	DENMK	188			188	DANMK	BARRES ET TIGES ACIER
	NORW	41			41	NORV	
COMMODITY TOTAL		229			229		TOTAL DE MARCHANDISE
PLATE & SHEET STEEL	GER	244			244	ALL	TOLES, FEUILLES DACIER
	LIBER	8			8	LIBER	
COMMODITY TOTAL		252			252		TOTAL DE MARCHANDISE
STRUCTURAL SHAPES	DENMK	226			226	DANMK	PROFILES DE CONSTRUCT.
	GER	537			537	ALL	
	NORW	378			378	NORV	
	LIBER	22			22	LIBER	
COMMODITY TOTAL		1,163			1,163		TOTAL DE MARCHANDISE
RAILS & TRACK MATERIAL	NORW	24			24	NORV	RAILS, MAT. VOIE FERREE
PIPES, TUBES: IRON, STEEL	DENMK	86			86	DANMK	TUYAUX, TUBES: FER, ACIER
	NORW	108			108	NORV	
	LIBER	9			9	LIBER	
COMMODITY TOTAL		203			203		TOTAL DE MARCHANDISE
WIRE	DENMK	81			81	DANMK	FIL METALLIQUE
	GER	29			29	ALL	
	NORW	18			18	NORV	
	LIBER	4			4	LIBER	
COMMODITY TOTAL		132			132		TOTAL DE MARCHANDISE
METAL FAB. BASIC PROD.	DENMK	109			109	DANMK	OUVR. DE BASE EN METAL
	GER	68			68	ALL	
	NORW	12			12	NORV	
	LIBER	82			82	LIBER	
COMMODITY TOTAL		271			271		TOTAL DE MARCHANDISE
GLASS BASIC PRODUCTS	GER	16			16	ALL	OUVR. DE BASE EN VERRE
CEMENT	DENMK	249			249	DANMK	CIMENT
	NORW	34			34	NORV	
	LIBER	300			300	LIBER	
COMMODITY TOTAL		583			583		TOTAL DE MARCHANDISE
CEMENT BASIC PROD.	GER	5			5	ALL	OUVR. DE BASE CIMENT
NON-MET. MIN. BASIC PROD	NORW	25			25	NORV	PROD. MIN. NON-MET. BASE
MISC. FABRICATED PROD.	GER	16			16	ALL	OUVRAGES DIVERS
	NORW	4			4	NORV	
COMMODITY TOTAL		20			20		TOTAL DE MARCHANDISE
TRACTORS	GER	1			1	ALL	TRACTEURS
	LIBER	73			73	LIBER	
COMMODITY TOTAL		74			74		TOTAL DE MARCHANDISE
MACHINERY NES	DENMK	211			211	DANMK	MACHINES NDA
	GER	395			395	ALL	
	NORW	683			683	NORV	
	LIBER	87			87	LIBER	
COMMODITY TOTAL		1,376			1,376		TOTAL DE MARCHANDISE
TRUCKS AND CHASSIS	LIBER	22			22	LIBER	CAMIONS ET CHASSIS
MOTOR VEHICLE ENGINES	DENMK	27			27	DANMK	MOTEURS DE VEH. AUTOM.
ROAD MOTOR VEH. NES	LIBER	6			6	LIBER	VEH. AUTOM. ROUTIERS NDA
SHIPS, AIRCRAFT, MIS. VEH	LIBER	7			7	LIBER	NAVIRES, AVIONS, VEH. DIV
RUBBER TIRES AND TUBES	DENMK	7			7	DANMK	PNEUS, CHAMBRES A AIR
	GER	13			13	ALL	
COMMODITY TOTAL		20			20		TOTAL DE MARCHANDISE
EQUIPMENT MISC.	DENMK	239			239	DANMK	MATERIEL DIVERS
	GER	112			112	ALL	
	NORW	65			65	NORV	
	LIBER	27			27	LIBER	
COMMODITY TOTAL		443			443		TOTAL DE MARCHANDISE
PERSONAL, HOUSEHOLD GOODS	DENMK	5			5	DANMK	ART. PERS. ET MENAGERS
CONTAINERS, CLOSURES	DENMK	4			4	DANMK	CONTENEURS, FERMETURES
	NORW	6			6	NORV	

TABLE 1. CARGOES LOADED AT CANADIAN PORTS FOR FOREIGN COUNTRIES.

TABLEAU 1. MARCHANDISES CHARGÉES DANS LES PORTS CANADIENS A DESTINATION DE PAYS ÉTRANGERS.

COUNTRY OF DESTINATION AND KIND OF CARGO	REGISTRY OF VESSEL	ATLANTIC ATLANTIQUE	GREAT LAKES GRANDS LACS	PACIFIC PACIFIQUE	TOTAL TOTAL	IMMATIC. DU NAVIRE	PAYS DE DESTINATION ET MARCHANDISE
<b>GREENLAND CONT.</b>							
COMMODITY TOTAL		10			10		GREENLAND SUITE
MISC. END PRODUCTS NES	GER	497			497	ALL	TOTAL DE MARCHANDISE
	NORW	84			84	NORV	PRODUITS FINIS DIV.NDA
	LIBER	74			74	LIBER	
	CAN	174			174	CAN	
COMMODITY TOTAL		829			829		TOTAL DE MARCHANDISE
GENERAL CARGO	DENMK	4			4	DANMK	MARCHANDISES DIVERSES
	GER	4			4	ALL	
	NORW	5			5	NORV	
	LIBER	8			8	LIBER	
COMMODITY TOTAL		21			21		TOTAL DE MARCHANDISE
CONTAINERIZED FREIGHT	DENMK	79			79	DANMK	FRET CONTENEURESE
	GER	52			52	ALL	
	NORW	76			76	NORV	
	LIBER	23			23	LIBER	
COMMODITY TOTAL		230			230		TOTAL DE MARCHANDISE
COUNTRY/REGION TOTAL		9,143*	*	*	9,143*		TOTAL DE PAYS/REGION
<b>ST. PIERRE-MIQ.</b>							
CATTLE	OTHER	308			308	AUTRE	ST-PIERRE-MIQ.
LIVE ANIMALS, NES	OTHER	18			18	AUTRE	BOVINS
MEAT, FRESH OR FROZEN	OTHER	369			369	AUTRE	ANIMAUX VIVANTS, NDA
FISH, FRESH OR FROZEN	OTHER	2			2	AUTRE	VIANDE, FRAICHE / CONG.
LOBSTER	OTHER	14			14	AUTRE	POISSON, FRAIS OU CONG.
BUTTER	CAN	2			2	CAN	HOMARD
DAIRY PROD., EGGS, HONEY	OTHER	25			25	AUTRE	BEURRE
CEREALS UNMILLED, NES	OTHER	10			10	AUTRE	PROD. LAIT., OEUFS, MIEL
WHEAT FLOUR	OTHER	388			388	AUTRE	CEREALES NON MOUL., NDA
CEREALS MILLED, NES	OTHER	5			5	AUTRE	FARINE DE BLE
FRESH FRUITS, BERRIES	OTHER	167			167	AUTRE	CEREALES MOULUES, NDA
FRUITS, PREP. CANNED	OTHER	5			5	AUTRE	FRUITS, BAIES FRAIS
POTATOES	OTHER	585			585	AUTRE	FRUITS PREP. EN BOITE
VEGETABLES, FRESH	OTHER	335			335	AUTRE	POMMES DE TERRE
VEGETABLE PREP. NES	OTHER	50			50	AUTRE	LEGUMES, FRAIS
SUGAR, NES	OTHER	158			158	AUTRE	PREP. DE LEGUMES NDA
SUGAR PREPARATIONS	OTHER	4			4	AUTRE	SUCRE, NDA
MISC. FOOD PREP. NES	OTHER	829			829	AUTRE	PREP. A BASE DE SUCRE
HAY, FORAGE, STRAW	OTHER	1,988			1,988	AUTRE	DIV. PREP. ALIM. NDA
GROUND CEREALS NES	OTHER	776			776	AUTRE	FOIN, FOURRAGE, PAILLE
FEEDS, VEGETABLE ORIGIN	OTHER	23			23	AUTRE	CEREALES MOULUES NDA
CONC., COMPLETE FEEDS	OTHER	136			136	AUTRE	PROV. DDICINE VEGETALE
NON-ALCOHOLIC BEVERAGE	GER	47			47	ALL	CONC., PROD. COMPLETEES
	OTHER	26			26	AUTRE	BOISSONS NON-ALCOHOLIQ.
COMMODITY TOTAL		73			73		TOTAL DE MARCHANDISE
DIST. ALCOHOLIC BEV.	OTHER	2			2	AUTRE	BOISS. ALCOOL. DIST.
TOBACCO NES	OTHER	7			7	AUTRE	TABACS NDA
BOLTS, ROUND TIMBER	OTHER	12			12	AUTRE	BILLOTS, BOIS RONDS
COAL, BITUMINEOUS	U K	800			800	R U	CHARBON BITUMINEUX
	OTHER	1,141			1,141	AUTRE	
COMMODITY TOTAL		1,941			1,941		TOTAL DE MARCHANDISE
LUMBER AND TIMBER	CAN	584			584	CAN	BOIS D'OEUVRE ET CHARP.
	OTHER	1,114			1,114	AUTRE	
COMMODITY TOTAL		1,698			1,698		TOTAL DE MARCHANDISE
SHINGLES AND SHAKES	OTHER	35			35	AUTRE	BARDEAUX, BARD. FACADE
VENEER, PLYWOOD	OTHER	40			40	AUTRE	PLACAGES, CONTRE-PLAQ.
WOOD FAB. MATERIALS	OTHER	22			22	AUTRE	DEMI-PRODUITS EN BOIS
PAPER NES	OTHER	9			9	AUTRE	PAPIER NDA
BLDG. PAPER AND BOARD	OTHER	343			343	AUTRE	PLAQ. CONSTR., PAP/CART.
TEXTILE FAB. MTL NES	OTHER	5			5	AUTRE	OUVR. EN MAT. TEXT. NDA
PLASTIC MATERIALS	GER	1			1	ALL	MATIERES PLASTIQUES
DYESTUFF, PIGMENT, PAINT	OTHER	5			5	AUTRE	MAT. COLOR. PIG. PEINTURE
CHEM. SPECIALTIES NES	OTHER	1			1	AUTRE	PROD. CHIM. SPECIAUX NDA
GASOLINE	CAN	12,336			12,336	CAN	ESSENCE
	OTHER	326			326	AUTRE	
COMMODITY TOTAL		12,662			12,662		TOTAL DE MARCHANDISE
FUEL OIL	CAN	47,854			47,854	CAN	MAZOUT
	OTHER	10,443			10,443	AUTRE	
COMMODITY TOTAL		58,297			58,297		TOTAL DE MARCHANDISE
LUBRICATING OIL, GREASE	CAN	5			5	CAN	HUILE, GRAISSE LUBRIF.
	OTHER	219			219	AUTRE	
COMMODITY TOTAL		224			224		TOTAL DE MARCHANDISE
ASPHALTS, ROAD OILS	OTHER	20			20	AUTRE	ASPHALTE, BITUME LIQD.
PETROL, COAL PROD. NES	OTHER	126			126	AUTRE	DERIVE PETR. CHARB. NDA
BARNS AND RODS, STEEL	OTHER	7			7	AUTRE	BARRES ET TIGES ACIER
PLATE & SHEET STEEL	OTHER	2			2	AUTRE	TOLES, FEUILLES DACIER
PIPES, TUBES, IRON, STEEL	OTHER	5			5	AUTRE	TUYAUX, TUBES, FER, ACIER
COPPER AND ALLOYS	OTHER	2			2	AUTRE	CUIVRE ET ALLIAGES
METAL FAB. BASIC PROD.	OTHER	276			276	AUTRE	OUVR. DE BASE EN METAL
BUILDING BRICK, CLAY	OTHER	13			13	AUTRE	BRIQ. A BATIR ARGILE
TRACTORS	OTHER	1			1	AUTRE	TRACTEURS
MACHINERY NES	GER	1			1	ALL	MACHINES NDA
	OTHER	10			10	AUTRE	
COMMODITY TOTAL		11			11		TOTAL DE MARCHANDISE
PASS. AUTOS AND CHASSIS	OTHER	17			17	AUTRE	VOITURES PART., CHASSIS

TABLE 1. CARGOES LOADED AT CANADIAN PORTS FOR FOREIGN COUNTRIES.

TABLEAU 1. MARCHANDISES CHARGÉES DANS LES PORTS CANADIENS A DESTINATION DE PAYS ÉTRANGERS.

COUNTRY OF DESTINATION AND KIND OF CARGO	REGISTRY OF VESSEL	ATLANTIC ATLANTIQUE	GREAT LAKES GRANDS LACS	PACIFIC PACIFIQUE	TOTAL TOTAL	IMMATIC. DU NAVIRE	PAYS DE DESTINATION ET MARCHANDISE
<b>ST. PIERRE-MIQ. CONT.</b>							
TRUCKS AND CHASSIS	GER	8			8	ALL	ST-PIERRE-MIQ. SUITE
EQUIPMENT MISC.	OTHER	124			124	AUTRE	CAMIONS ET CHASSIS
PERSONAL, HSEHOLD GOODS	OTHER	70			70	AUTRE	MATERIEL DIVERS
CONTAINERS, CLOSURES	GER	42			42	ALL	ART. PERS. ET MENAGERS
	OTHER	59			59	AUTRE	CONTENEURS, FERMETURES
COMMODITY TOTAL		101			101		TOTAL DE MARCHANDISE
MISC. END PRODUCTS NES	OTHER	4			4	AUTRE	PRODUITS FINIS DIV. NDA
GENERAL CARGO	CAN	839			839	CAN	MARCHANDISES DIVERSES
	OTHER	650			650	AUTRE	
COMMODITY TOTAL		1,489			1,489		TOTAL DE MARCHANDISE
COUNTRY/REGION TOTAL		83,850*	*	*	83,850*		TOTAL DE PAYS/REGION
<b>U S HAWAII</b>							
MEAT AND MEAT PREP. NES	U K			1	1	R U	E-U HAWAII
BARLEY	SWEDN			4,005	4,005	SUEDE	VIANDES ET PREP. NDA
POTATOES	U K			83	83	R U	ORGE
VEGETABLES, FRESH	U K			24	24	R U	PMMES DE TERRE
SAUSAGE SKINS, CASINGS	U K			1	1	R U	LEGUMES, FRAIS
MISC. FOOD PREP. NES	GER			4	4	ALL	BOYAUX A SAUCISSES
HULLS, SCREENINGS, CHAFF	NORW			2,537	2,537	NORV	DIV. PREP. ALIM. NDA
	SWEDN			7,055	7,055	SUEDE	ECOLURES, CRIBLURES, BAL
COMMODITY TOTAL				9,592	9,592		TOTAL DE MARCHANDISE
CONC. COMPLETE FEEDS	SWEDN			3,808	3,808	SUEDE	CONC., PROV. COMPLETES
DIST. ALCOHOLIC BEV.	U K			13	13	R U	BOISS. ALCOOL. DIST.
	GER			9	9	ALL	
COMMODITY TOTAL				22	22		TOTAL DE MARCHANDISE
LUMBER AND TIMBER	GER			1,223	1,223	ALL	BOIS D'OEUVRE ET CHARP.
	NORW			4,535	4,535	NORV	
	SWEDN			18,573	18,573	SUEDE	
	LIBER			982	982	LIBER	
	PANAM			4,152	4,152	PANAM	
	OTHER			2,634	2,634	AUTRE	
COMMODITY TOTAL				32,099	32,099		TOTAL DE MARCHANDISE
SHINGLES AND SHAKES	SWEDN			711	711	SUEDE	BARDEAUX, BARO. FACONNE
WOOD FAB. MATERIALS	OTHER			12	12	AUTRE	DEMI-PRODUITS EN BOIS
NEWSPRINT PAPER	GER			109	109	ALL	PAPIER JOURNAL
	NORW			5,063	5,063	NORV	
	SWEDN			26,044	26,044	SUEDE	
	LIBER			1,705	1,705	LIBER	
	OTHER			19	19	AUTRE	
COMMODITY TOTAL				32,940	32,940		TOTAL DE MARCHANDISE
BLOG. PAPER AND BOARD	SWEDN			14	14	SUEDE	PLAN. CONSTR. PAP. CART.
(INORGANIC CHEMS. NES	U K			2,766	2,766	R U	PROD. CHIM. INORG. NDA
POTASH	GER			239	239	ALL	POTASSE
FERTILIZERS NES	GER			1,200	1,200	ALL	ENGRAIS CHIMIQUE NDA
	U S A			22,014	22,014	E-U	
	OTHER			3,770	3,770	AUTRE	
COMMODITY TOTAL				26,984	26,984		TOTAL DE MARCHANDISE
CEMENT BASIC PRDD.	GER			20	20	ALL	OUVR. DE BASE CIMENT
EQUIPMENT MISC.	GER			1	1	ALL	MATERIEL DIVERS
	OTHER			1	1	AUTRE	
COMMODITY TOTAL				2	2		TOTAL DE MARCHANDISE
PERSONAL, HSEHOLD GOODS	U K			1	1	R U	ART. PERS. ET MENAGERS
	GER			6	6	ALL	
	OTHER			4	4	AUTRE	
COMMODITY TOTAL				11	11		TOTAL DE MARCHANDISE
MISC. END PRODUCTS NES	SWEDN			48	48	SUEDE	PRODUITS FINIS DIV. NDA
COUNTRY/REGION TOTAL		*	*	113,386*	113,386*		TOTAL DE PAYS/REGION
<b>U S ALASKA</b>							
MEAT, FRESH DR FROZEN	CAN			70	70	CAN	E-U ALASKA
	U S A			225	225	E-U	VIANDE, FRAICHE / CONG.
COMMODITY TOTAL				295	295		TOTAL DE MARCHANDISE
BARLEY	U S A			80	80	E-U	ORGE
OATS	U S A			380	380	E-U	AVDINE
CORN MEAL AND FLOUR	U S A			170	170	E-U	SEMOULE, FARINE DE MAIS
DRIED FRUITS	CAN			81	81	CAN	FRUITS SECS
SAUSAGE SKINS, CASINGS	LIBER			54	54	LIBER	BOYAUX A SAUCISSES
MISC. FOOD PREP. NES	CAN			494	494	CAN	DIV. PREP. ALIM. NDA
	U S A			50	50	E-U	
COMMODITY TOTAL				544	544		TOTAL DE MARCHANDISE
HULLS, SCREENINGS, CHAFF	U S A			2,083	2,083	E-U	ECOLURES, CRIBLURES, BAL
SCYA, OIL MEAL, CAKE	U S A			200	200	E-U	FARINE TOURT. GR. SOYA
ALE, BEER, STOUT, PORTER	U S A			40	40	E-U	ALE, BIERE, STOUT, PORTER
CIGARETTES	U S A			85	85	E-U	CIGARETTES
SAND AND GRAVEL	LIBER			551	551	LIBER	SABLE ET GRAVIERS
	CAN			21,460	21,460	CAN	
COMMODITY TOTAL				22,011	22,011		TOTAL DE MARCHANDISE
LIMESTONE	LIBER			244	244	LIBER	PIERRE CALCAIRE
SALT	U S A			820	820	E-U	SEL
SULPHUR IN ORES	U S A			5,060	5,060	E-U	SOUFRE EN MINERAI
CRUDE NON-MET. MIN. NES	LIBER			108	108	LIBER	MIN. NON-MET. BRUTS NDA

TABLE 1. CARGOES LOADED AT CANADIAN PORTS FOR FOREIGN COUNTRIES.

TABLEAU 1. MARCHANDISES CHARGÉES DANS LES PORTS CANADIENS A DESTINATION DE PAYS ÉTRANGERS.

COUNTRY OF DESTINATION AND KIND OF CARGO	REGISTRY OF VESSEL	ATLANTIC ATLANTIQUE	GREAT LAKES GRANDS LACS	PACIFIC PACIFIQUE	TOTAL TOTAL	IMMATIC. DU NAVIRE	PAYS DE DESTINATION ET MARCHANDISE
<b>U S ALASKA CONT.</b>							<b>E-U ALASKA SUITE</b>
LUMBER AND TIMBER	LIBER			350	350	LIBER	BOIS D'OEUVRE ET CHARP.
	CAN			478	478	CAN	
	U S A			1,660	1,660	E-U	
COMMODITY TOTAL				2,488	2,488		TOTAL DE MARCHANDISE
VENEER, PLYWOOD	CAN			282	282	CAN	PLACAGES, CONTRE-PLAQ.
WOOD FAB. MATERIALS	U S A			40	40	E-U	DEMI-PRODUITS EN BOIS
PULP	U S A			1,260	1,260	E-U	PATE
NEWSPRINT PAPER	LIBER			4,930	4,930	LIBER	PAPIER JOURNAL
PAPERBOARD	U S A			54	54	E-U	CARTON
BLDG. PAPER AND BOARD	U S A			60	60	E-U	PLAQ. CONSTR., PAP./CART.
METALLIC SALTS	CAN			5	5	CAN	SLS METALLIQUES
	U S A			472	472	E-U	
COMMODITY TOTAL				477	477		TOTAL DE MARCHANDISE
INORGANIC CHEMS. NES	U S A			24,303	24,303	E-U	PROD. CHIM. INORG. NDA
GLYCOL	U S A			75	75	E-U	GLYCOL
ORGANIC CHEMICALS NES	U S A			165	165	E-U	PROD. CHIM. ORGAN. NDA
EXPLOS., FUSES, CAPS	U S A			250	250	E-U	EXPLOS., AMORCES, DEF.
POTASH	U S A			70	70	E-U	POTASSE
FERTILIZERS NES	CAN			544	544	CAN	ENGRAIS CHIMIQUE NDA
	U S A			1,225	1,225	E-U	
COMMODITY TOTAL				1,769	1,769		TOTAL DE MARCHANDISE
CHEM. SPECIALTIES NES	U S A			115	115	E-U	PROD. CHIM. SPECIAUX NDA
GASOLINE	CAN			31,045	31,045	CAN	ESSENCE
FUEL OIL	CAN			141,903	141,903	CAN	MAZOUT
PETROL. COAL PROD. NES	U S A			11,054	11,054	E-U	DERIVE PETR. CHARB. NDA
BARNS AND RODS, STEEL	U S A			51	51	E-U	BARRES ET TIGES ACIER
PLATE & SHEET STEEL	U S A			104	104	E-U	TOLES, FEUILLES D'ACIER
STRUCTURAL SHAPES	LIBER			153	153	LIBER	PROFILES DE CONSTRUCT.
	CAN			304	304	CAN	
	U S A			442	442	E-U	
COMMODITY TOTAL				899	899		TOTAL DE MARCHANDISE
PIPES, TUBES: IRON, STEEL	U S A			520	520	E-U	TUYAUX, TUBES: FER, ACIER
WIRE	CAN			91	91	CAN	FIL METALLIQUE
METAL FAB. BASIC PROD.	CAN			10	10	CAN	OUVR. DE BASE EN METAL
	U S A			314	314	E-U	
COMMODITY TOTAL				324	324		TOTAL DE MARCHANDISE
CEMENT	CAN			8,154	8,154	CAN	CIMENT
	U S A			45,662	45,662	E-U	
COMMODITY TOTAL				53,816	53,816		TOTAL DE MARCHANDISE
CEMENT BASIC PRDD.	CAN			3,507	3,507	CAN	OUVR. DE BASE CIMENT
LIME	CAN			604	604	CAN	CHAUX
NON-MET. MIN. BASIC PROD	U S A			62	62	E-U	PROD. MIN. NON-MET. BASE
TRACTORS	CAN			148	148	CAN	TRACTEURS
	U S A			110	110	E-U	
COMMODITY TOTAL				258	258		TOTAL DE MARCHANDISE
MACHINERY NES	CAN			349	349	CAN	MACHINES NDA
	U S A			799	799	E-U	
COMMODITY TOTAL				1,148	1,148		TOTAL DE MARCHANDISE
RAILWAY ROLLING STOCK	CAN			252	252	CAN	MAT. ROUL. DE CH. DE FER
TRUCKS AND CHASSIS	CAN			133	133	CAN	CAMIONS ET CHASSIS
MOTOR VEHICLE ENGINES	U S A			115	115	E-U	MOTEURS DE VEH. AUTOM.
ROAD MOTOR VEH. NES	CAN			302	302	CAN	VEH. AUTOM. ROUTIERS NDA
	U S A			155	155	E-U	
COMMODITY TOTAL				457	457		TOTAL DE MARCHANDISE
SHIPS, AIRCRAFT, MIS. VEH	CAN			9	9	CAN	NAVIRES, AVIONS, VEH. DIV
	U S A			363	363	E-U	
COMMODITY TOTAL				372	372		TOTAL DE MARCHANDISE
RUBBER TIRES AND TUBES	U S A			40	40	E-U	PNEUS, CHAMBRES A AIR
EQUIPMENT MISC.	CAN			16	16	CAN	MATERIEL DIVERS
	U S A			506	506	E-U	
COMMODITY TOTAL				522	522		TOTAL DE MARCHANDISE
PERSONAL, HOUSEHOLD GOODS	U S A			166	166	E-U	ART. PERS. ET MENAGERS
FIREARMS, AMMUNITION	U S A			140	140	E-U	ARMES A FEU, MUNITIONS
CONTAINERS, CLOSURES	CAN			7	7	CAN	CONTENEURS, FERMETURES
MISC. END PRODUCTS NES	CAN			69	69	CAN	PRODUITS FINIS DIV. NDA
	U S A			35	35	E-U	
COMMODITY TOTAL				104	104		TOTAL DE MARCHANDISE
GENERAL CARGO	CAN			2	2	CAN	MARCHANDISES DIVERSES
CONTAINERIZED FREIGHT	CAN			60,759	60,759	CAN	FRET CONTENEUREUSE
	OTHER			1,511	1,511	AUTRE	
COMMODITY TOTAL				62,270	62,270		TOTAL DE MARCHANDISE
<b>COUNTRY/REGION TOTAL</b>		*	*	<b>378,559*</b>	<b>378,559*</b>		<b>TOTAL DE PAYS/REGION</b>
<b>U S PACIFIC</b>							<b>E-U PACIFIQUE</b>
MEAT, FRESH OR FROZEN	U K			272	272	R U	VIANDE, FRAICHE / CONG.
MEAT AND MEAT PREP. NES	ITALY			19	19	ITAL	VIANDES ET PREP. NDA
FISH, FRESH OR FROZEN	ITALY			65	65	ITAL	POISSON, FRAIS OU CONG.
	U S A			60	60	E-U	
COMMODITY TOTAL				125	125		TOTAL DE MARCHANDISE
FISH, SALTED OR CURED	ITALY			4	4	ITAL	POISSON, SALE OU FUME
FISH, CANNED	ITALY			22	22	ITAL	POISSON EN BOITES
LOBSTER	NORW			1	1	NORV	HOMARD
SHELL FISH, NES	U S A			1,001	1,001	E-U	MOLLUSQUES CRUST. NDA
SUGAR PREPARATIONS	NORW			4	4	NORV	PREP. A BASE DE SUCRE

TABLE 1. CARGOES LOADED AT CANADIAN PORTS FOR FOREIGN COUNTRIES.

TABLEAU 1. MARCHANDISES CHARGÉES DANS LES PORTS CANADIENS A DESTINATION DE PAYS ÉTRANGERS.

COUNTRY OF DESTINATION AND KIND OF CARGO	REGISTRY OF VESSEL	ATLANTIC ATLANTIQUE	GREAT LAKES GRANDS LACS	PACIFIC PACIFIQUE	TOTAL TOTAL	IMMATIC. DU NAVIRE	PAYS DE DESTINATION ET MARCHANDISE
U S PACIFIC CONT. DIST. ALCOHOLIC BEV. CRUDE VEG. PROD. NES LOGS	GER NORW CAN U S A			30 1 9,288 2,080 11,368	30 1 9,288 2,080 11,368	ALL NORV CAN E-U	E-U PACIFIQUE SUITE BOISS. ALCOOL. DIST. PR. BRUTS ORIG. VEG. NDA BILLES
COMMODITY TOTAL				11,368	11,368		TOTAL DE MARCHANDISE
BOLTS, ROUND TIMBER	CAN			4,696	4,696	CAN	BILLOTS, BOIS RONDS
PULPWOOD	CAN			450,657	450,657	CAN	BOIS A PATE
COPPER ORE AND CONC.	CAN U S A			3,540 6,873 10,413	3,540 6,873 10,413	CAN E-U	MINERAI, CONC. CUIVRE
COMMODITY TOTAL				10,413	10,413		TOTAL DE MARCHANDISE
IRON ORE AND CONC	NORW LIBER			4,786 169,192 173,978	4,786 169,192 173,978	NORV LIBER	MINERAI, CONC. DE FER
COMMODITY TOTAL				173,978	173,978		TOTAL DE MARCHANDISE
ZINC ORE AND CONC.	NORW CAN	23,837		19,000 19,000	23,837 19,000	NORV CAN	MINERAI, CONC. DE ZINC
COMMODITY TOTAL		23,837		19,000	42,837		TOTAL DE MARCHANDISE
IRON AND STEEL SCRAP	CAN			1,000	1,000	CAN	DECHETS ET REBUTS NDA
SLAG, DROSS, BY-PRODUCTS	GREEK CAN	4,480		22,900 22,900	4,480 22,900	GRECQ CAN	POUS. GUEUL. SCCR. PRDD.
COMMODITY TOTAL		4,480		22,900	27,380		TOTAL DE MARCHANDISE
ASBESTOS	ITALY CAN U S A OTHER			22 2,722 1,002 580 4,326	22 2,722 1,002 580 4,326	ITAL CAN E-U AUTRE	AMIANTE
COMMODITY TOTAL		5,000		4,326	9,326		TOTAL DE MARCHANDISE
SAND AND GRAVEL	CAN			88,200	88,200	CAN	SABLE ET GRAVIERS
LIMESTONE	CAN U S A			1,372,704 5,200 1,377,904	1,372,704 5,200 1,377,904	CAN E-U	PIERRE CALCAIRE
COMMODITY TOTAL				1,377,904	1,377,904		TOTAL DE MARCHANDISE
GYPSPUM	CAN			33,100	33,100	CAN	GYPSE
SULPHUR IN ORES	CAN U S A OTHER			500 8,591 5,116 14,207	500 8,591 5,116 14,207	CAN E-U AUTRE	SOUFRE EN MINERAI
COMMODITY TOTAL				14,207	14,207		TOTAL DE MARCHANDISE
CRUDE NON-MET. MIN. NES	CAN U S A			300 750 1,050	300 750 1,050	CAN E-U	MIN. NON-MET. BRUTS NDA
COMMODITY TOTAL				1,050	1,050		TOTAL DE MARCHANDISE
HOGGED FUEL, WOOD	CAN			119,221	119,221	CAN	BOIS DE CHAUFFAGE
WASTE AND SCRAP NES	CAN			78,200	78,200	CAN	DECHETS ET REBUTS NDA
RUBBER FAB. MATERIALS	NORW			13	13	NORV	DEMI-PROD. CADUTCHOU
LUMBER AND TIMBER	NORW CAN U S A			51,494 276,592 154,471 482,557	51,494 276,592 154,471 482,557	NORV CAN E-U	BOIS D'OEUVRE ET CHARP.
COMMODITY TOTAL				482,557	482,557		TOTAL DE MARCHANDISE
SHINGLES AND SHAKES	CAN			670	670	CAN	BARDEAUX, BARD. FACADE
SAWMILL PRODUCTS NES	U S A			20	20	E-U	SCIAGES NDA
VENEER, PLYWOOD	CAN			691	691	CAN	PLACAGES, CONTRE-PLAQ.
PULP	U K GER ITALY NORW LIBER CAN U S A			99,054 3,569 227 163,879 13,206 44,803 39,355 364,093	99,054 3,569 227 163,879 13,206 44,803 39,355 364,093	R U ALL ITAL NORV LIBER CAN E-U	PATE
COMMODITY TOTAL				364,093	364,093		TOTAL DE MARCHANDISE
NEWSPRINT PAPER	GREEK NORW SWEDN CAN U S A OTHER			1,677 173,809 65,838 166,885 99,751 1,675 504,185	1,677 173,809 65,838 166,885 99,751 1,675 504,185	GRECQ NORV SUEDE CAN E-U AUTRE	PAPIER JOURNAL
COMMODITY TOTAL				504,185	504,185		TOTAL DE MARCHANDISE
PAPER NES	NORW			7,000	7,000	NORV	PAPIER NDA
PAPERBOARD	NORW			345	345	NORV	CARTON
TEXTILE FAB. MTL NES	NORW			2	2	NORV	OUVR. EN MAT. TEXT. NDA
ANIMAL OILS, EXC. MARINE	JAPAN			925	925	JAPON	HUIL. ANIM. SAUF AN. MAR.
SULPHURIC ACID	CAN			450	450	CAN	ACIDE SULFURIQUE
METALLIC SALTS	CAN			300	300	CAN	SELS METALLIQUES
INORGANIC CHEMS. NES	CAN U S A			7,460 12,400 19,860	7,460 12,400 19,860	CAN E-U	PROD. CHIM. INORG. NDA
COMMODITY TOTAL				19,860	19,860		TOTAL DE MARCHANDISE
ORGANIC CHEMICALS NES	CAN			3,233	3,233	CAN	PROD. CHIM. ORGAN. NDA
POTASH	CAN U S A			100 5,344 5,444	100 5,344 5,444	CAN E-U	POTASSE
COMMODITY TOTAL				5,444	5,444		TOTAL DE MARCHANDISE
FUEL OIL	CAN			22,709	22,709	CAN	MAZOUT
PIG IRON	LIBER	4,144			4,144	LIBER	FER EN GUEUSE
CASTINGS, FORGINGS	NORW			1,616	1,616	NORV	MOUL. PIECES FORGEES
BARNS AND RODS, STEEL	GER			2	2	ALL	BARRES ET TIGES ACIER
PLATE & SHEET STEEL	CAN			3,000	3,000	CAN	TOLES, FEUILLES D'ACIER
STRUCTURAL SHAPES	NORW			5,494	5,494	NORV	PROFILES DE CONSTRUCT.
PIPES, TUBES, IRON, STEEL	CAN			950	950	CAN	TUYAUX, TUBES, FER, ACIER
WIRE	CAN U S A			100 1 101	100 1 101	CAN E-U	FIL METALLIQUE
COMMODITY TOTAL				101	101		TOTAL DE MARCHANDISE
ZINC AND ALLOYS	NORW			11,110	11,110	NORV	ZINC ET ALLIAGES

TABLE 1. CARGOES LOADED AT CANADIAN PORTS FOR FOREIGN COUNTRIES.

TABLEAU 1. MARCHANDISES CHARGÉES DANS LES PORTS CANADIENS A DESTINATION DE PAYS ÉTRANGERS.

COUNTRY OF DESTINATION AND KIND OF CARGO	REGISTRY OF VESSEL	ATLANTIC ATLANTIQUE	GREAT LAKES GRANDS LACS	PACIFIC PACIFIQUE	TOTAL TOTAL	IMMATIC. DU NAVIRE	PAYS DE DESTINATION ET MARCHANDISE
<b>U S PACIFIC CONT.</b>							<b>E-U PACIFIQUE SUITE</b>
METAL FAB. BASIC PROD.	NORW			6	6	NORV	OUVR. DE BASE EN METAL
	CAN			43	43	CAN	
COMMODITY TOTAL				49	49		TOTAL DE MARCHANDISE
CEMENT	CAN			103,500	103,500	CAN	CIMENT
	U S A			89,248	89,248	E-U	
COMMODITY TOTAL				192,748	192,748		TOTAL DE MARCHANDISE
NON-MET. MIN. BASIC PROD	U S A			2,300	2,300	E-U	PROD. MIN. NON-MET. BASE
MACHINERY NES	NORW			67	67	NORV	MACHINES NDA
	CAN			10	10	CAN	
COMMODITY TOTAL				77	77		TOTAL DE MARCHANDISE
RAILWAY ROLLING STOCK	U S A			25	25	E-U	MAT. ROUL. DE CH. DE FER
EQUIPMENT MISC.	NORW			B	8	NORV	MATERIEL DIVERS
	U S A			112	112	E-U	
COMMODITY TOTAL				120	120		TOTAL DE MARCHANDISE
PERSONAL, HOUSEHOLD GOODS	NETH			1	1	P. BAS	ART. PERS. ET MENAGERS
	NORW			15	15	NORV	
COMMODITY TOTAL				16	16		TOTAL DE MARCHANDISE
CONTAINERS, CLOSURES	GREEK			3	3	GRECQ	CONTENEURS, FERMETURES
	U S A			177	177	E-U	
COMMODITY TOTAL				180	180		TOTAL DE MARCHANDISE
GENERAL CARGO	NORW			9	9	NORV	MARCHANDISES DIVERSES
	CAN			4,572	4,572	CAN	
	U S A			3,135	3,135	E-U	
COMMODITY TOTAL				7,716	7,716		TOTAL DE MARCHANDISE
CONTAINERIZED FREIGHT	NORW			1	1	NORV	FRET CONTENEURESE
	SWEDN			40	40	SUEDE	
	CAN			3,720	3,720	CAN	
	U S A			13	13	E-U	
	OTHER	1,661			1,661	AUTRE	
COMMODITY TOTAL		1,661		3,774	5,435		TOTAL DE MARCHANDISE
<b>COUNTRY/REGION TOTAL</b>		<b>39,122*</b>	<b>*</b>	<b>4,059,204*</b>	<b>4,098,326*</b>		<b>TOTAL DE PAYS/REGION</b>
<b>U S GR. LAKES</b>							<b>E-U GR. LACS</b>
MEAT, FRESH OR FROZEN	CAN		18		18	CAN	VIANDE, FRAICHE / CONG.
FISH, CANNED	CAN		19		19	CAN	POISSON EN BOITES
BARLEY	CAN		368,663		368,663	CAN	ORGE
OATS	CAN		27,405		27,405	CAN	AVOINE
WHEAT	CAN		3,360		3,360	CAN	SEIGLE
WHEAT FLOUR	CAN		1,131		1,131	CAN	FARINE DE BLE
BAKERY PROD. INC. FROZEN	U K		40		40	R U	PROD. BOUL. / PROD. CONG.
FRUITS, PREP. CANNED	CAN		18		18	CAN	FRUITS PREP. EN BOITE
VEGETABLES, DRIED	CAN		161		161	CAN	LEGUMES, SECS
VEGETABLE PREP. NES	CAN		60		60	CAN	PREP. DE LEGUMES NDA
	U S A		78		78	E-U	
COMMODITY TOTAL			138		138		TOTAL DE MARCHANDISE
SUGAR, NES	U S A		17		17	E-U	SUCRE, NDA
SUGAR PREPARATIONS	U K		22		22	R U	PREP. A BASE DE SUCRE
	CAN		92		92	CAN	
COMMODITY TOTAL			114		114		TOTAL DE MARCHANDISE
COCCA AND CHOCOLATE	CAN		105		105	CAN	CACAO ET CHOCOLAT
COFFEE	U K		151		151	R U	CAFE
	CAN		121		121	CAN	
COMMODITY TOTAL			272		272		TOTAL DE MARCHANDISE
MISC. FOOD PREP. NES	CAN		33		33	CAN	DIV. PREP. ALIM. NDA
FEEDS, VEGETABLE ORIGIN	U K		237		237	R U	PROV. D'ORIGINE VEGETALE
ALE, BEER, STOUT, PORTER	U K		30		30	R U	ALE, BIÈRE, STOUT, PORTER
	CAN		63		63	CAN	
COMMODITY TOTAL			93		93		TOTAL DE MARCHANDISE
WINES	CAN		583		583	CAN	VINS
	U S A		98		98	E-U	
COMMODITY TOTAL			681		681		TOTAL DE MARCHANDISE
DIST. ALCOHOLIC BEV.	U K	14	4,323		4,337	R U	BOISS. ALCOOL. DIST.
	CAN		2,360		2,360	CAN	
	U S A		363		363	E-U	
COMMODITY TOTAL		14	7,046		7,060		TOTAL DE MARCHANDISE
LOGS	CAN		2,000		2,000	CAN	BILLES
ALUMINA, BAUXITE DRES	CAN	5,500			5,500	CAN	MINERAIS ALUMINE, BAUX.
IRON ORE AND CONC	U K	16,548			16,548	R U	MINERAIS CONC. DE FER
	LIBER	17,117			17,117	LIBER	
	CAN	9,939,323	2,434,517		12,373,840	CAN	
	U S A	20,738	1,616,585		1,637,323	E-U	
	OTHER		166,038		166,038	AUTRE	
COMMODITY TOTAL		9,993,726	4,217,140		14,210,866		TOTAL DE MARCHANDISE
MANGANESE ORE	CAN	10,500			10,500	CAN	MINERAIS DE MANGANESE
ORES AND CONC. NES	CAN	16,057			16,057	CAN	MINERAIS ET CONC. NDA
IRON AND STEEL SCRAP	CAN		20		20	CAN	DECHETS DE FER, D'ACIER
	U S A		22,300		22,300	E-U	
COMMODITY TOTAL			22,320		22,320		TOTAL DE MARCHANDISE
NON-FERROUS MET. SCRAP	U K		20		20	R U	DECHETS METAL. NON FER.
SLAG, CROSS, BY-PRODUCTS	CAN	4,200	5,073		9,273	CAN	POUS. GUEUL. SCOR. PROD.
ASBESTOS	CAN		35		35	CAN	AMIANTE
WOLOMITE	CAN		223,242		223,242	CAN	ODLOMITE
	OTHER		754,854		754,854	AUTRE	
COMMODITY TOTAL			978,096		978,096		TOTAL DE MARCHANDISE

TABLE 1. CARGOES LOADED AT CANADIAN PORTS FOR FOREIGN COUNTRIES.

TABLEAU 1. MARCHANDISES CHARGÉES DANS LES PORTS CANADIENS A DESTINATION DE PAYS ÉTRANGERS.

COUNTRY OF DESTINATION AND KIND OF CARGO	REGISTRY OF VESSEL	ATLANTIC ATLANTIQUE	GREAT LAKES GRANDS LACS	PACIFIC PACIFIQUE	TOTAL TOTAL	IMMATIC. DU NAVIRE	PAYS DE DESTINATION ET MARCHANDISE
U S GR. LAKES CONT.							E-U GR. LACS SUITE
LIMESTONE	CAN		34,669		34,669	CAN	PIERRE CALCAIRE
STONE, CRUDE NES	CAN		25,500		25,500	CAN	PIERRE BRUTE NDA
FLUORSPAR	CAN	51,439			51,439	CAN	SPATH FLUOR
	OTHER	8,900			8,900	AUTRE	
COMMODITY TOTAL		60,339			60,339		TOTAL DE MARCHANDISE
GYPSUM	LIBER	15,609			15,609	LIBER	GYPSE
SALT	CAN		594,104		594,104	CAN	SEL
	U S A		236,476		236,476	E-U	
	OTHER		27,863		27,863	AUTRE	
COMMODITY TOTAL			858,443		858,443		TOTAL DE MARCHANDISE
CCITCN, TEXTILE WASTE	CAN		17		17	CAN	DECHETS DE COTON, TEXT.
WASTE AND SCRAP NES	U S A		14,790		14,790	E-U	DECHETS ET REBUTS NDA
LEATHER	CAN		5		5	CAN	CUIR
RUBBER FAB. MATERIALS	CAN		55		55	CAN	DEMI-PROD. CAOUTCHOUC
	U S A		30		30	E-U	
COMMODITY TOTAL			85		85		TOTAL DE MARCHANDISE
LUMBER AND TIMBER	NORW			5,268	5,268	NORV	BOIS D'OEUVRE ET CHARP.
PULP	CAN		88,667		88,667	CAN	PATE
NEWSPRINT PAPER	U K	43,947			43,947	R U	PAPIER JOURNAL
	CAN	39,961	259,008		298,969	CAN	
	OTHER		4,667		4,667	AUTRE	
COMMODITY TOTAL		83,908	263,675		347,583		TOTAL DE MARCHANDISE
PAPER NES	CAN		15		15	CAN	PAPIER NDA
PAPERBOARD	CAN		49		49	CAN	CARTON
	U S A		15		15	E-U	
COMMODITY TOTAL			64		64		TOTAL DE MARCHANDISE
CORDAGE, TWINE, ROPE	CAN		849		849	CAN	CORDAGE, FICELLE, CORDE
	U S A		48		48	E-U	
COMMODITY TOTAL			897		897		TOTAL DE MARCHANDISE
TEXTILE FAB. MTL NES	CAN		25		25	CAN	OUVR. EN MAT. TEXT. NDA
ANIMAL OILS, EXC. MARINE	LIBER		116		116	LIBER	HUIL. ANIM. SAUF AN. MAR.
METALLIC SALTS	CAN		26		26	CAN	SELS METALLIQUES
	U S A		40		40	E-U	
COMMODITY TOTAL			66		66		TOTAL DE MARCHANDISE
INORGANIC CHEMS. NES	GER		602		602	ALL	PROD. CHIM. INORG. NDA
	NORW	6,000			6,000	NORV	
	CAN		102		102	CAN	
COMMODITY TOTAL		6,000	704		6,704		TOTAL DE MARCHANDISE
ORGANIC CHEMICALS NES	U K		96		96	R U	PROD. CHIM. ORGAN. NDA
	NORW	17,250			17,250	NORV	
	CAN	13,441	37,546		50,987	CAN	
	U S A	42,299	7,541		49,840	E-U	
COMMODITY TOTAL		72,990	45,183		118,173		TOTAL DE MARCHANDISE
POTASH	U S A		6,492		6,492	E-U	POTASSE
SYNTHETIC RUBBER	U S A		100		100	E-U	CAOUTCHOUC SYNTHETIQUE
PLASTIC MATERIALS	U K		38		38	R U	MATIERES PLASTIQUES
	CAN		28		28	CAN	
COMMODITY TOTAL			66		66		TOTAL DE MARCHANDISE
DYESTUFF, PIGMENT, PAINT	CAN		16		16	CAN	MAT. COLOR. PIG. PEINTURE
CHEM. SPECIALTIES NES	U K		6		6	R U	PROD. CHIM. SPECIAUX NDA
	CAN		14		14	CAN	
COMMODITY TOTAL			20		20		TOTAL DE MARCHANDISE
FUEL OIL	CAN	518,641	117,074		635,715	CAN	MAZOUT
	U S A	411,135	311,645		722,780	E-U	
COMMODITY TOTAL		929,776	428,719		1,358,495		TOTAL DE MARCHANDISE
COKE	CAN		53,200		53,200	CAN	COKE
COAL TAR, PITCH	CAN		2,710		2,710	CAN	GOUDRON, BRAI DE BOUIL.
	U S A		4,600		4,600	E-U	
COMMODITY TOTAL			7,310		7,310		TOTAL DE MARCHANDISE
PETROL. COAL PROD. NES	NORW	3,800			3,800	NORV	DERIVE PETR. CHARB. NDA
	CAN		4,100		4,100	CAN	
	U S A	7,615			7,615	E-U	
COMMODITY TOTAL		11,415	4,100		15,515		TOTAL DE MARCHANDISE
FERRO-ALLOYS	CAN		20		20	CAN	FERRO-ALLIAGES
PIG IRON	CAN	142,477	48,954		191,431	CAN	FER EN GUEUSE
	U S A		43,853		43,853	E-U	
	OTHER	21,280			21,280	AUTRE	
COMMODITY TOTAL		163,757	92,807		256,564		TOTAL DE MARCHANDISE
PRIMARY IRON, STEEL NES	CAN		844		844	CAN	FER, ACIER PRIMAIR. NDA
	U S A		48		48	E-U	
COMMODITY TOTAL			892		892		TOTAL DE MARCHANDISE
CASTINGS, FORGINGS	U K		1,119		1,119	R U	MOUL. PIECES FORGEES
	CAN		4,200		4,200	CAN	
	U S A		14,355		14,355	E-U	
COMMODITY TOTAL			19,674		19,674		TOTAL DE MARCHANDISE
BARS AND RODS, STEEL	U K		24		24	R U	BARRES ET TIGES ACIER
	CAN		48		48	CAN	
	U S A		10		10	E-U	
COMMODITY TOTAL			82		82		TOTAL DE MARCHANDISE
PLATE & SHEET STEEL	U K		45		45	R U	TOLES, FEUILLES D'ACIER
	LIBER	478			478	LIBER	
	CAN		25,193		25,193	CAN	
	U S A		29		29	E-U	
	OTHER	458			458	AUTRE	
COMMODITY TOTAL		458	25,267		26,203		TOTAL DE MARCHANDISE
STRUCTURAL SHAPES	CAN	1,478	8,982		10,239	CAN	PROFILÉS DE CASSEROLE.



TABLE 1. CARGOES LOADED AT CANADIAN PORTS FOR FOREIGN COUNTRIES.

TABLEAU 1. MARCHANDISES CHARGÉES DANS LES PORTS CANADIENS À DESTINATION DE PAYS ÉTRANGERS.

COUNTRY OF ORIGIN AND KIND OF CARGO	REGISTRY OF VESSEL	ATLANTIC ATLANTIQUE	GREAT LAKES GRANDS LACS	PACIFIC PACIFIQUE	TOTAL TDIAL	IMMATIC. DU NAVIRE	PAYS DE DESTINATION ET MARCHANDISE
U S GRT. LAKES CONT. RAILS & TRACK MATERIAL	CAN		53		53	CAN	E-U GR. LACS SUITE
PIPES, TUBES: IRON, STEEL	CAN		440		440	CAN	RAILS, MAT. VOIE FERREE
WIRE	U K		393		393	R U	TUYAUX, TUBES: FER, ACIER
	CAN		1,484		1,484	CAN	FIL METALLIQUE
	U S A		149		149	E-U	
COMMODITY TOTAL			2,026		2,026		TOTAL DE MARCHANDISE
ALUMINIUM	U K	2,609		10,142	12,751	R U	ALUMINIUM
	CAN	12,399			12,399	CAN	
	OTHER			19,862	19,862	AUTRE	
COMMODITY TOTAL		15,008		30,004	45,012		TOTAL DE MARCHANDISE
COPPER AND ALLOYS	U K		94		94	R U	CUIVRE ET ALLIAGES
	CAN		572		572	CAN	
COMMODITY TOTAL			666		666		TOTAL DE MARCHANDISE
NICKEL AND ALLOYS	U K		64		64	R U	NICKEL ET ALLIAGES
	CAN		18		18	CAN	
	U S A		11		11	E-U	
COMMODITY TOTAL			93		93		TOTAL DE MARCHANDISE
ZINC AND ALLOYS	CAN	40			40	CAN	ZINC ET ALLIAGES
METAL FAB. BASIC PROD.	CAN		80		80	CAN	OUVR. DE BASE EN METAL
	U S A		8		8	E-U	
COMMODITY TOTAL			88		88		TOTAL DE MARCHANDISE
BRICKS, TILES NES	CAN		15		15	CAN	BRIQUES, TUILES NDA
GLASS BASIC PRODUCTS	U K		135		135	R U	OUVR. DE BASE EN VERRE
	CAN		321		321	CAN	
	U S A		179		179	E-U	
COMMODITY TOTAL			635		635		TOTAL DE MARCHANDISE
ASBESTOS BASIC PROD.	CAN		70		70	CAN	OUVR. DE BASE AMIANTE
CEMENT	CAN	64,400	441,042		505,442	CAN	CIMENT
	U S A		124,751		124,751	E-U	
	OTHER	29,600	98,775		128,375	AUTRE	
COMMODITY TOTAL		94,000	664,568		758,568		TOTAL DE MARCHANDISE
NON-MET. MIN. BASIC PROD	CAN		140		140	CAN	PROD. MIN. NON-MET. BASE
MISC. FABRICATED PROD.	U K		51		51	R U	OUVRAGES DIVERS
	CAN		105		105	CAN	
	U S A		54		54	E-U	
COMMODITY TOTAL			210		210		TOTAL DE MARCHANDISE
TRACTORS	U K		255		255	R U	TRACTEURS
	CAN		11,621		11,621	CAN	
	U S A		15		15	E-U	
COMMODITY TOTAL			11,891		11,891		TOTAL DE MARCHANDISE
MACHINERY NES	U K		1,615		1,615	R U	MACHINES NDA
	CAN		4,803		4,803	CAN	
	U S A		990		990	E-U	
COMMODITY TOTAL			7,408		7,408		TOTAL DE MARCHANDISE
PASS. AUTOS AND CHASSIS	CAN		2		2	CAN	VOITURES PART., CHASSIS
	U S A		8		8	E-U	
COMMODITY TOTAL			10		10		TOTAL DE MARCHANDISE
MOTOR VEHICLE ENGINES	U K		1,047		1,047	R U	MOTEURS DE VEH. AUTOM.
	CAN		4,415		4,415	CAN	
	U S A		94		94	E-U	
COMMODITY TOTAL			5,556		5,556		TOTAL DE MARCHANDISE
ROAD MOTOR VEH. NES	U K		48		48	R U	VEH. AUTOM. ROUTIERS NDA
	CAN		39		39	CAN	
COMMODITY TOTAL			87		87		TOTAL DE MARCHANDISE
SHIPS, AIRCRAFT, MIS. VEH	U K		69		69	R U	NAVIRES, AVIONS, VEH. DIV
	CAN		174		174	CAN	
	U S A		5		5	E-U	
COMMODITY TOTAL			248		248		TOTAL DE MARCHANDISE
RUBBER TIRES AND TUBES	U K		45		45	R U	PNEUS, CHAMRES A AIR
	CAN		143		143	CAN	
	U S A		17		17	E-U	
COMMODITY TOTAL			205		205		TOTAL DE MARCHANDISE
EQUIPMENT MISC.	U K		3,315		3,315	R U	MATERIEL DIVERS
	CAN		2,335		2,335	CAN	
	U S A		37		37	E-U	
	OTHER		25		25	AUTRE	
COMMODITY TOTAL			5,712		5,712		TOTAL DE MARCHANDISE
PERSONAL, HOUSEHOLD GOODS	U K		795		795	R U	ART. PERS. ET MENAGERS
	CAN		985		985	CAN	
	U S A		29		29	E-U	
COMMODITY TOTAL			1,809		1,809		TOTAL DE MARCHANDISE
FIREARMS, AMMUNITION	CAN		68		68	CAN	ARMES A FEU, MUNITIONS
CONTAINERS, CLOSURES	CAN		28		28	CAN	CONTENEURS, FERMETURES
MISC. END PRODUCTS NES	U K		25		25	R U	PRODUITS FINIS DIV. NDA
	CAN		1,187		1,187	CAN	
COMMODITY TOTAL			1,212		1,212		TOTAL DE MARCHANDISE
GENERAL CARGO	U K		6		6	R U	MARCHANDISES DIVERSES
	CAN	350	17		367	CAN	
	U S A		105		105	E-U	
COMMODITY TOTAL		350	128		478		TOTAL DE MARCHANDISE
CONTAINERIZED FREIGHT	U K	11,571	1,279		12,850	R U	FRET CONTENEURESE
	GER	911			911	ALL	
	U S A	1,960			1,960	E-U	
	OTHER				20,722	AUTRE	
COMMODITY TOTAL		35,164	1,279		36,443		TOTAL DE MARCHANDISE
COUNTRY/REGION TOTAL		11,520,612*	8,319,553*	35,272*	19,875,437*		TOTAL DE PAYS/REGION

TABLE 1. CARGOES LOADED AT CANADIAN PORTS FOR FOREIGN COUNTRIES.

TABLEAU 1. MARCHANDISES CHARGÉES DANS LES PORTS CANADIENS À DESTINATION DE PAYS ÉTRANGERS.

COUNTRY OF DESTINATION AND KIND OF CARGO	REGISTRY OF VESSEL	ATLANTIC ATLANTIQUE	GREAT LAKES GRANDS LACS	PACIFIC PACIFIQUE	TOTAL TOTAL	IMMATIC. DU NAVIRE	PAYS DE DESTINATION ET MARCHANDISE
U S ATL.& GULF MEAT,FRESH OR FROZEN	GER CAN	617 1			617 1	ALL CAN	E-U ATL.&GOLFE VIANDE,FRAICHE / CONG.
COMMODITY TOTAL		618			618		TOTAL DE MARCHANDISE
FISH,FRESH OR FROZEN	U K DENMK GER NETH NORW LIBER PANAM CAN U S A OTHER	3,124 1,706 160 3,795 924 783 524 33,801 2,011 12,275 59,103			3,124 1,706 160 3,795 924 783 524 33,801 2,011 12,275 59,103	R U DANMK ALL P.BAS NORV LIBER PANAM CAN E-U AUTRE	TOTAL DE MARCHANDISE POISSON,FRAIS OU CONG.
COMMODITY TOTAL		129			129		TOTAL DE MARCHANDISE
FISH,SALTED OR CURED	DENMK NORW CAN	19 19 31			19 19 31	DANMK NORV CAN	POISSON,SALE DU FUME
COMMODITY TOTAL		179			179		TOTAL DE MARCHANDISE
LOBSTER	CAN	3			3	CAN	HOMARD
SHELL FISH, NES	CAN	42			42	CAN	MOLLUSQUES CRUST.,NDA
FRESH FRUITS,BERRIES	U K NORW	1 40			1 40	R U NORV	FRUITS, BAIES FRAIS
COMMODITY TOTAL		41			41		TOTAL DE MARCHANDISE
FROZEN FRUITS, BERRIES	NORW	37			37	NORV	FRUITS, BAIES CONGEELES
POTATOES	GER SWEDN CAN	2,843 3,376 152			2,843 3,376 152	ALL SUEDE CAN	POMMES DE TERRE
COMMODITY TOTAL		6,371			6,371		TOTAL DE MARCHANDISE
CONC.COMPLETE FEEDS	DENMK	71			71	DANMK	CONC.,PROV.COMPLETES
CRUDE ANIMAL PROD.NES	DENMK CAN U S A	25 2,084 30			25 2,084 30	DANMK CAN E-U	PR.BRUTS ORIG.ANIM.NDA
COMMODITY TOTAL		2,139			2,139		TOTAL DE MARCHANDISE
IRON ORE AND CONC	U K DENMK GER GREEK NORW SWEDN LIBER OTHER	143,886 170,341 458,948 31,472 1,116,233 235,171 2,952,963 191,193 5,300,207			143,886 170,341 458,948 31,472 1,116,233 235,171 2,952,963 191,193 5,300,207	R U DANMK ALL GRECQ NORV SUEDE LIBER AUTRE	TOTAL DE MARCHANDISE MINERAI,CONC.DE FER
COMMODITY TOTAL		7,280			7,280		TOTAL DE MARCHANDISE
LEAD ORE AND CONC.	NORW	28,896			28,896	NORV	MINERAI,CONC.DE PLOMB
TITANIUM ORE	NORW LIBER	42,688 71,584			42,688 71,584	NORV LIBER	MINERAI DE TITANE
COMMODITY TOTAL		14,800			14,800		TOTAL DE MARCHANDISE
ORES AND CONC.NES	PANAM	22,400			22,400	PANAM	MINERAIS ET CONC.NDA
SLAG,DROSS,BY-PRODUCTS	GREEK NETH NORW LIBER PANAM OTHER	19,264 50,624 123,256 33,443 7,840			19,264 50,624 123,256 33,443 7,840	P.BAS NORV LIBER PANAM AUTRE	POUS.GUEUL.SCOR.PROD.
COMMODITY TOTAL		256,827			256,827		TOTAL DE MARCHANDISE
CRUDE PETROLEUM	LIBER	156,067			156,067	LIBER	PETROLE BRUT
ASBESTOS	U K	5,000			5,000	R U	AMIANTE
BARYTES,NATURAL	GER GREEK OTHER	3,395 3,396 13,309			3,395 3,396 13,309	ALL GRECQ AUTRE	BARYTINE NATURELLE
COMMODITY TOTAL		20,100			20,100		TOTAL DE MARCHANDISE
GYPSUM	U K DENMK GER GREEK ITALY NORW LIBER PANAM CAN U S A OTHER	1,807,642 149,227 183,535 60,797 270,034 779,333 1,926,221 56,316 625,558 2,408 252,821 6,113,892			1,807,642 149,227 183,535 60,797 270,034 779,333 1,926,221 56,316 625,558 2,408 252,821 6,113,892	R U DANMK ALL GRECQ ITAL NORV LIBER PANAM CAN E-U AUTRE	TOTAL DE MARCHANDISE GYPSE
COMMODITY TOTAL		24,040			24,040		TOTAL DE MARCHANDISE
PHOSPHATE ROCK	LIBER	24,040			24,040	LIBER	ROCHE PHOSPHATEE
SALT	GER CAN U S A	5,376 21,748 1,725			5,376 21,748 1,725	ALL CAN E-U	SEL
COMMODITY TOTAL		28,849			28,849		TOTAL DE MARCHANDISE
SULPHUR IN ORES	LIBER	25,123			25,123	LIBER	SOUFRE EN MINERAI
CRUDE NON-MET.MIN.NES	PANAM	22,200			22,200	PANAM	MIN.NON-MET.BRUTS NDA
WASTE AND SCRAP NES	CAN	114			114	CAN	DECHETS ET REBUTS NDA
LUMBER AND TIMBER	U K GER GREEK NETH NORW SWEDN			257,549 10,690 165,649 16,705 958,848 246,044	257,549 10,690 165,649 16,705 958,848 246,044	R U ALL GRECQ P.BAS NORV SUEDE	BOIS D'OEUVRE ET CHARP.

TABLE 1. CARGOES LOADED AT CANADIAN PORTS FOR FOREIGN COUNTRIES.

TABLEAU 1. MARCHANDISES CHARGÉES DANS LES PORTS CANADIENS A DESTINATION DE PAYS ÉTRANGERS.

COUNTRY OF DESTINATION AND KIND OF CARGO	REGISTRY OF VESSEL	ATLANTIC ATLANTIQUE	GREAT LAKES GRANDS LACS	PACIFIC PACIFIQUE	TOTAL TOTAL	IMMATIC. DU NAVIRE	PAYS DE DESTINATION ET MARCHANDISE
U S ATL. & GULF CONT.							E-U ATL.&GULFE SUITE
	LIBER CAN OTHER			298,151 1,850 93,024 2,048,510	298,151 1,850 93,024 2,048,510	LIBER CAN AUTRE	
COMMODITY TOTAL							TOTAL DE MARCHANDISE
PULP	GREEK U K	2,087 199,126			2,087 199,126	GRECQ R U	PATE
NEWSPRINT PAPER	DENMK GER GREEK NORW SWEON LIBER CAN OTHER	2,195 42,540 13,479 161,200 201,867 30,374 208,983 19,095 878,859			2,195 42,540 13,479 161,200 201,867 30,374 212,679 19,095 882,555	DANMK ALL GRECQ NORV SUEDE LIBER CAN AUTRE	PAPIER JOURNAL
COMMODITY TOTAL			3,696				TOTAL DE MARCHANDISE
PAPER NES	NORW GER	196 541			196 541	NORV ALL	PAPIER NDA
PAPERBOARD	U K	72			72	R U	CARTON
FISH,MARINE ANIMAL OIL	NETH CAN OTHER	40 564 873 1,549			40 564 873 1,549	P.BAS CAN AUTRE	HUIL.OE POISSON,AN, MAR
COMMODITY TOTAL			3,696				TOTAL DE MARCHANDISE
OILS,FATS,WAXES NES	NORW CAN			1,000	1,000	NORV CAN	HUIL.MAT.GRAS.CIRE NDA
COMMODITY TOTAL				1,000	1,067		TOTAL DE MARCHANDISE
METALLIC SALTS INORGANIC CHEMS. NES	NETH DENMK U S A	21 147 147		2,500	2,500	P.BAS DANMK E-U	SELS METALLIQUES PROD.CHIM.INORG.NDA
COMMODITY TOTAL			2,500		2,647		TOTAL DE MARCHANDISE
GLYCOL	SWEDN	4,209			4,209	SUEDE	GLYCOL
ORGANIC CHEMICALS NES	SWEDN	2,867			2,867	SUEDE	PROD.CHIM.ORGAN.NDA
POTASH	NETH NORW JAPAN OTHER			35,600 15,745 123,321 26,455 201,121	35,600 15,745 123,321 26,455 201,121	P.BAS NORV JAPON AUTRE	POTASSE
COMMODITY TOTAL				4,409			TOTAL DE MARCHANDISE
CHEM. SPECIALTIES NES	NORW				4,409	NORV	PROD.CHIM.SPECIALS NDA
BASOLINE	U K U S A OTHER	14,323 20,781 39,027 74,131			14,323 20,781 39,027 74,131	R U E-U AUTRE	ESSENCE
COMMODITY TOTAL							TOTAL DE MARCHANDISE
FUEL OIL	GER GREEK NORW SWEON LIBER PANAM U S A OTHER	28,410 64,270 98,209 240,371 2,814,657 44,159 28,812 516,698 3,835,586			28,410 64,270 98,209 240,371 2,814,657 44,159 28,812 516,698 3,835,586	ALL GRECQ NORV SUEDE LIBER PANAM E-U AUTRE	MAZOUT
COMMODITY TOTAL							TOTAL DE MARCHANDISE
COAL TAR,PITCH	LIBER U S A	7,168			7,168	LIBER E-U	Goudron, BRAI DE BOUIL.
COMMODITY TOTAL			27,500		34,668		TOTAL DE MARCHANDISE
PETROL.COAL PROD.NES	GREEK SWEDN LIBER U S A	24,014 77,851 100,525 19,230 221,620			24,014 77,851 100,525 19,230 221,620	GRECQ SUEDE LIBER E-U	DERIVE PETR.CHARB.NDA
COMMODITY TOTAL							TOTAL DE MARCHANDISE
PIG IRON	DENMK GREEK LIBER PANAM	22,500 9,000 19,388 17,214 68,102			22,500 9,000 19,388 17,214 68,102	DANMK GRECQ LIBER PANAM	FER EN GUEUSE
COMMODITY TOTAL							TOTAL DE MARCHANDISE
BARS AND RODS,STEEL PLATE & SHEET STEEL RAILS & TRACK MATERIAL	U K LIBER GER CAN OTHER	1 3,039 2,451 2,770 8,260		472	1 3,039 2,451 2,770 8,260	R U LIBER ALL CAN AUTRE	BARRES ET TIGES ACIER TOLES,FEUILLES D'ACIER RAILS,MAT.VOIE FERREE
COMMODITY TOTAL							TOTAL DE MARCHANDISE
PIPES,TUBES:IRON,STEEL ALUMINUM	U S A U K DENMK GER LIBER PANAM CAN	28 3,760 2,759 6,190 9,736 11,037 33,482		4,001	28 3,760 2,759 6,190 9,736 11,037 37,483	E-U R U DANMK ALL LIBER PANAM CAN	TUYAUX,TUBES:FER,ACIER ALUMINIUM
COMMODITY TOTAL				4,001			TOTAL DE MARCHANDISE
METAL FAB.BASIC PROD. CEMENT	GREEK DENMK LIBER PANAM U S A OTHER	40,000 42,796 122,831 85,283 33,075 323,985		1,556	40,000 42,796 122,831 86,839 33,075 325,541	GRECQ DANMK LIBER PANAM E-U AUTRE	OUVR.DE BASE EN METAL CEMENT
COMMODITY TOTAL			1,556				TOTAL DE MARCHANDISE
MACHINERY NES	SWEDN CAN	10		70	10 70	SUEDE CAN	MACHINES NDA

TABLE 1. CARGOES LOADED AT CANADIAN PORTS FOR FOREIGN COUNTRIES.

TABLEAU 1. MARCHANDISES CHARGÉES DANS LES PORTS CANADIENS A DESTINATION DE PAYS ÉTRANGERS.

COUNTRY OF DESTINATION AND KIND OF CARGO	REGISTRY OF VESSEL	ATLANTIC ATLANTIQUE	GREAT LAKES GRANDS LACS	PACIFIC PACIFIQUE	TOTAL TOTAL	IMMATIC. DU NAVIRE	PAYS DE DESTINATION ET MARCHANDISE
U S ATL.& GULF CDNT. COMMODITY TOTAL		10	70		80		E-U ATL.& GOLFE SUITE TOTAL DE MARCHANDISE
PASS.AUTOS AND CHASSIS	U K	1			1	R U	VOITURES PART.,CHASSIS
ROAD MOTOR VEH. NES	U K	30			30	R U	VEH.AUTOM.ROUTIERS NDA
SHIPS,AIRCRAFT,MIS.VEH	NORW			40	40	NORV	NAVIRES,AVIONS,VEH.DIV
EQUIPMENT MISC.	U K	1			1	R U	MATERIEL DIVERS
	NORW	296			296	NORV	
COMMODITY TOTAL		297			297		TOTAL DE MARCHANDISE
PERSONAL,HSEHOLD GOODS	U K	1			1	R U	ART.PERS.ET MENAGERS
	DENMK	5			5	DANMK	
COMMODITY TOTAL		6			6		TOTAL DE MARCHANDISE
CONTAINERS,CLOSURES	U K	15			15	R U	CONTENEURS,FERMETURES
	NETH	46			46	P.BAS	
	NORW	7,400			7,400	NORV	
COMMODITY TDAL		7,461			7,461		TOTAL DE MARCHANDISE
MISC. END PRODUCTS NES	U K	7		1,559	1,566	R U	PRODUITS FINIS OIV.NDA
	OTHER	128			128	AUTRE	
COMMODITY TOTAL		135		1,559	1,694		TOTAL DE MARCHANDISE
GENERAL CARGO	NORW	1			1	NORV	MARCHANDISES DIVERSES
	OTHER	140			140	AUTRE	
COMMODITY TOTAL		141			141		TOTAL DE MARCHANDISE
CONTAINERIZED FREIGHT	U K	899			899	R U	FRET CONTENEURESE
	GER	59			59	ALL	
	NETH	191			191	P.BAS	
	SWEDN	83			83	SUEDE	
	OTHER	682			682	AUTRE	
COMMODITY TOTAL		1,914			1,914		TOTAL DE MARCHANDISE
COUNTRY/REGIDN TOTAL		17,587,588*	39,731*	2,256,718*	19,884,037*		TOTAL DE PAYS/REGION
GRAND TOTAL		63,187,021**	10,741,631**	35,187,027**	109,115,679**		TOTAL GLOBAL

TABLE 2. CARGOES UNLOADED AT CANADIAN PORTS FROM FOREIGN COUNTRIES.

TABLEAU 2. MARCHANDISES DECHARGEES DANS LES PORTS CANADIENS EN PROVENANCE DE PAYS ETRANGERS.

COUNTRY OF ORIGIN AND KIND OF CARGO	REGISTRY OF VESSEL	ATLANTIC ATLANTIQUE	GREAT LAKES GRANDS LACS	PACIFIC PACIFIQUE	TOTAL TOTAL	IMMATIC. DU NAVIRE	PAYS D'ORIGINE ET MARCHANDISE
UNITED KINGDOM							ROYAUME-UNI
LIVE ANIMALS, NES	U K	12			12	R U	ANIMAUX VIVANTS, NDA
	GER	10			10	ALL	
COMMODITY TOTAL		22			22		TOTAL DE MARCHANDISE
MEAT, FRESH OR FROZEN	U K	1			1	R U	VIANDE, FRAICHE / CONG.
	SWEDN			14	14	SUEDE	
COMMODITY TOTAL		1		14	15		TOTAL DE MARCHANDISE
MEAT AND MEAT PREP. NES	U K	20			20	R U	VIANDES ET PREP. NDA
	GER	25			25	ALL	
COMMODITY TOTAL		45			45		TOTAL DE MARCHANDISE
FISH, FRESH OR FROZEN	U K	10		26	36	R U	POISSON, FRAIS OU CONG.
	GER	47			47	ALL	
COMMODITY TOTAL		57		26	83		TOTAL DE MARCHANDISE
FISH, SALTED OR CURED	U K			3	3	R U	POISSON, SALE OU FUME
	NETH			2	2	P. BAS	
COMMODITY TOTAL				5	5		TOTAL DE MARCHANDISE
FISH, CANNED	U K	11			11	R U	POISSON EN BOITES
	GER	13			13	ALL	
COMMODITY TOTAL		24		1	25		TOTAL DE MARCHANDISE
LOBSTER	GER	6			6	ALL	HOMARD
SHELL FISH, NES	U K	9			9	R U	MOLLUSQUES CRUST., NDA
CHEESE	U K			1	1	R U	FROMAGE
	GER	10			10	ALL	
	NETH			8	8	P. BAS	
	OTHER			1	1	AUTRE	
COMMODITY TOTAL		10		10	20		TOTAL DE MARCHANDISE
DAIRY PROD. EGGS, HONEY	GER	356			356	ALL	PROD. LAIT., OEUF, MIEL
BAKERY PROD. INC. FROZEN	U K	192		2	194	R U	PROD. BOUL., PROD. CONG.
	GER	26			26	ALL	
	NETH			2	2	P. BAS	
	SWEDN			6	6	SUEDE	
COMMODITY TOTAL		218		13	231		TOTAL DE MARCHANDISE
MACARONI, CEREAL PROD.	NETH			6	6	P. BAS	PATES ALIM. PROD. CEREAL
FRESH FRUITS, BERRIES	U K	4			4	R U	FRUITS, BAIES FRAIS
FRUIT JUICES	U K	17			17	R U	JUS DE FRUIT
	GER		102		102	ALL	
COMMODITY TOTAL		17	102		119		TOTAL DE MARCHANDISE
FRUIT PULP, PUREE	U K	4			4	R U	PULPE DE FRUIT, PUREE
FRUIT, PRES. NDT CANNED	GER	2	15	12	29	ALL	CONS. FRUITS NON BOITE
FRUITS, PREP. CANNED	U K	20			20	R U	FRUITS PREP. EN BOITE
	GER	6			6	ALL	
COMMODITY TOTAL		26		34	60		TOTAL DE MARCHANDISE
VEGETABLE PREP. NES	U K	15			15	R U	PREP. DE LEGUMES NDA
	GER			3	3	ALL	
COMMODITY TOTAL		15		3	18		TOTAL DE MARCHANDISE
SUGAR, NES	U K	80			80	R U	SUCRE, NDA
	NETH			17	17	P. BAS	
COMMODITY TOTAL		80		17	97		TOTAL DE MARCHANDISE
SYRUP	GER			6	6	ALL	SIROP
SUGAR PREPARATIONS	U K	679	8	42	729	R U	PREP. A BASE DE SUCRE
	GER	36	3	29	68	ALL	
	NETH			20	20	P. BAS	
	SWEDN			14	14	SUEDE	
COMMODITY TOTAL		715	11	105	831		TOTAL DE MARCHANDISE
COCOA AND CHOCOLATE	NETH			9	9	P. BAS	CACAO ET CHOCOLAT
TEA	U K	201			201	R U	THE
	GER	92	12	6	110	ALL	
	NETH			9	9	P. BAS	
COMMODITY TOTAL		293	12	15	320		TOTAL DE MARCHANDISE
SPICES	U K	1			1	R U	EPICES
	GER	12			12	ALL	
COMMODITY TOTAL		13			13		TOTAL DE MARCHANDISE
VINEGAR	U K	2			2	R U	VINAIGRE
	GER	9			9	ALL	
COMMODITY TOTAL		11			11		TOTAL DE MARCHANDISE
MISC. FOOD PREP. NES	U K	147		13	160	R U	DIV. PREP. ALIM. NDA
	GER	18	136	83	237	ALL	
	NETH			12	12	P. BAS	
	SWEDN		15	358	373	SUEDE	
	LIBER		70		70	LIBER	
	OTHER			2	2	AUTRE	
COMMODITY TOTAL		165	221	468	854		TOTAL DE MARCHANDISE
FEEDS, VEGETABLE ORIGIN	U K	1			1	R U	PROD. D'ORIGINE VEGETALE
NON-ALCOHOLIC BEVERAGE	GER			1	1	ALL	BOISSONS NON-ALCOOLIQ.
ALE, BEER, STOUT, PORTER	U K	94	54		148	R U	ALE, BIERE, STOUT, PORTER
	GER	75			75	ALL	
COMMODITY TOTAL		169	54		223		TOTAL DE MARCHANDISE
WINES	U K	65			65	R U	VINS
	GER	40			40	ALL	
	OTHER			431	431	AUTRE	
COMMODITY TOTAL		105		431	536		TOTAL DE MARCHANDISE
DIST. ALCOHOLIC BEV.	U K	1,492	169	155	1,816	R U	BOISS. ALCOOL. DIST.
	GER	403	189	1,296	1,888	ALL	
	NETH			198	198	P. BAS	
	NORW	365			365	NORV	
	SWEDN			570	570	SUEDE	
	OTHER			17	17	AUTRE	
COMMODITY TOTAL		2,260	358	2,236	4,854		TOTAL DE MARCHANDISE

TABLE 2. CARGOES UNLOADED AT CANADIAN PORTS FROM FOREIGN COUNTRIES.

TABLEAU 2. MARCHANDISES DECHARGEES DANS LES PORTS CANADIENS EN PROVENANCE DE PAYS ETRANGERS.

COUNTRY OF ORIGIN AND KIND OF CARGO	REGISTRY OF VESSEL	ATLANTIC ATLANTIQUE	GREAT LAKES GRANDS LACS	PACIFIC PACIFIQUE	TOTAL TOTAL	IMMATIC. DU NAVIRE	PAYS D'ORIGINE ET MARCHANDISE
UNITED KINGDOM CONT. TOBACCO NES	GER	3			3	ALL	ROYAUME-UNI
RAW HIDES AND SKINS	U K	2			2	R U	TABACS NDA
	GER	52			52	ALL	PEAUX ET CUIRS BRUT
	SWEDN			7	7	SUEDE	
COMMODITY TOTAL		54		7	61		TOTAL DE MARCHANDISE
SEEDS FOR SOWING NES	U K	2		3	5	R U	GRAINES DE SEMENCE NDA
	GER			1	1	ALL	
	NETH			2	2	P.BAS	
	OTHER			5	5	AUTRE	
COMMODITY TOTAL		2		11	13		TOTAL DE MARCHANDISE
NURSERY, GREENHSE STOCK	U K	37			37	R U	PROD. PEPINIERE, SERRE
	GER	5			5	ALL	
COMMODITY TOTAL		42			42		TOTAL DE MARCHANDISE
RUBBER, ALLIED GUMS, NAT	GER	3			3	ALL	CAOUTCHOUC GOMMES NAT.
BOLTS, ROUND TIMBER	U K			77	77	R U	BILLOTS, BOIS RONDS
WOOL AND ANIMAL HAIR	U K	3		2	5	R U	LAIN, POILS ANIMAL
	GER			39	39	ALL	
	NETH			6	6	P.BAS	
	OTHER			26	26	AUTRE	
COMMODITY TOTAL		3		73	76		TOTAL DE MARCHANDISE
TEXTILE FIBRES NES	U K	30			30	R U	FIBRES TEXTILES NDA
ORES AND CONC. NES	NETH			1	1	P.BAS	MINERAIS ET CONC. NDA
IRON AND STEEL SCRAP	GER			1	1	ALL	DECHETS DE FER, D'ACIER
CHINA CLAY	U K	26,498			26,498	R U	KADLIN
	GER			1,911	1,911	ALL	
	NORW			2,971	2,971	NORV	
	PANAM	12,405		2,458	14,863	PANAM	
COMMODITY TOTAL		38,903		7,340	46,243		TOTAL DE MARCHANDISE
CLAY MATERIALS NES	U K			12	12	R U	MATIERES ARGIL. NDA
FLUCRSPAR	LIBER		10,626		10,626	LIBER	SPATH FLUDR
SALT	OTHER	8,738			8,738	AUTRE	SEL
COTTON, TEXTILE WASTE	U K			1	1	R U	DECHETS DE COTON, TEXT.
LEATHER	GER	8			8	ALL	CUIR
RUBBER FAB. MATERIALS	U K	10		13	23	R U	DEMI-PRDD. CAOUTCHOUC
	GER	124	4	15	143	ALL	
	NETH			3	3	P.BAS	
	OTHER			1	1	AUTRE	
COMMODITY TOTAL		134	4	32	170		TOTAL DE MARCHANDISE
LUMBER AND TIMBER	GER	2			2	ALL	BOIS D'OEUVRE ET CHARP.
FLOORING	U K	17			17	R U	LAMES POUR PARQUET
VENEER, PLYWOOD	GER	20			20	ALL	PLACAGES, CONTRE-PLAC.
WOOD FAB. MATERIALS	GER		31		31	ALL	DEMI-PRDDITS EN BOIS
PAPER NES	U K	7			7	R U	PAPIER NDA
	GER	6	3	2	11	ALL	
	NETH			17	17	P.BAS	
	SWEDN			3	3	SUEDE	
COMMODITY TOTAL		13	3	22	38		TOTAL DE MARCHANDISE
PAPERBOARD	GER	14		2	16	ALL	CARTON
BLDG. PAPER AND BOARD	DENMK	682			682	DANMK	PLAQ. CONSTR., PAP/CARI.
	GER	281			281	ALL	
	LIBER		14		14	LIBER	
	OTHER	83			83	AUTRE	
COMMODITY TOTAL		1,046	14		1,060		TOTAL DE MARCHANDISE
WET MACHINE BOARD	GER		14		14	ALL	CARTON EN PATE PRESSE
CORDAGE, TWINE, ROPE	U K	39			41	R U	CORDAGE, FICELLE, CORUE
	GER			2	3	ALL	
	NETH			2	2	P.BAS	
COMMODITY TOTAL		39			46		TOTAL DE MARCHANDISE
JUTE WOVEN FABRICS	U K	20			27	R U	TISSUS DE JUTE
	GER			2	2	ALL	
	NETH			12	12	P.BAS	
COMMODITY TOTAL		20			41		TOTAL DE MARCHANDISE
TEXTILE FAB. MTL NES	U K	5		9	14	R U	OUVR. EN MAT. TEXT. NDA
	GER	187		73	260	ALL	
	NETH			31	31	P.BAS	
	SWEDN			26	26	SUEDE	
	OTHER	1			1	AUTRE	
COMMODITY TOTAL		193		139	332		TOTAL DE MARCHANDISE
FISH, MARINE ANIMAL OIL	U K	3			3	R U	HUIL. DE POISSON, AN. MAR
	GER			8	8	ALL	
COMMODITY TOTAL		3			11		TOTAL DE MARCHANDISE
VEG. OILS, FATS NES	NORW	1,071	675		1,746	NORV	HUIL. MAT. GRAS. VEG. NDA
	LIBER		2,777		2,777	LIBER	
COMMODITY TOTAL		1,071	3,452		4,523		TOTAL DE MARCHANDISE
OILS, FATS, WAXES NES	U K	30			30	R U	HUIL. MAT. GRAS. CIRE NDA
	GER			1	1	ALL	
	SWEDN		5		5	SUEDE	
COMMODITY TOTAL		30	5	1	36		TOTAL DE MARCHANDISE
METALLIC SALTS	U K	38		140	178	R U	SELS METALLIQUES
	GER	6,285		22	6,307	ALL	
	NORW	254			254	NORV	
COMMODITY TOTAL		6,577		162	6,739		TOTAL DE MARCHANDISE
INDORGANIC CHEMS. NES	U K	14		27	41	R U	PRDD. CHIM. INORG. NDA
	DENMK	9,014			9,014	DANMK	
	GER	179			179	ALL	
	NETH			241	241	P.BAS	

TABLE 2. CARGOES UNLOADED AT CANADIAN PORTS FROM FOREIGN COUNTRIES.

TABLÉAU 2. MARCHANDISES DECHARGÉES DANS LES PORTS CANADIENS EN PROVENANCE DE PAYS ÉTRANGERS.

COUNTRY OF ORIGIN AND KIND OF CARGO	REGISTRY OF VESSEL	ATLANTIC ATLANTIQUE	GREAT LAKES GRANDS LACS	PACIFIC PACIFIQUE	TOTAL TOTAL	IMMATIC. DU NAVIRE	PAYS D'ORIGINE ET MARCHANDISE
UNITED KINGDOM CONT.							ROYAUME-UNI SUITE
	NORW	5,662			5,662	NORV	
	SWEDN			1	1	SUEDE	
	OTHER			104	104	AUTRE	
COMMODITY TOTAL		14,869		373	15,242		TOTAL DE MARCHANDISE
ORGANIC CHEMICALS NES	U K	225		32	257	R U	PROD.CHIM.ORGAN.NDA
	GER	63	105		168	ALL	
	NETH			3	3	P.BAS	
	NORW	6,226			6,226	NORV	
	SWEDN			76	76	SUEDE	
	LIBER		11		11	LIBER	
COMMODITY TOTAL		6,514	116	111	6,741		TOTAL DE MARCHANDISE
EXPLOS., FUSES, CAPS	U K			112	112	R U	EXPLOS.,AMORCES, DET.
	DENMK	106			106	DANMK	
COMMODITY TOTAL		106		112	218		TOTAL DE MARCHANDISE
AGRICULTURAL CHEMICALS	U K			1	1	R U	PROD.CHIM.AGRICOLES
	GER	60			60	ALL	
	NETH			10	10	P.BAS	
	SWEDN			223	223	SUEDE	
COMMODITY TOTAL		60		234	294		TOTAL DE MARCHANDISE
SYNTHETIC RUBBER	U K	1			1	R U	CAOUTCHOUC SYNTHETIQUE
	GER			3	3	ALL	
COMMODITY TOTAL		1		3	4		TOTAL DE MARCHANDISE
PLASTIC MATERIALS	U K	7	6	8	21	R U	MATIERES PLASTIQUES
	GER	3			3	ALL	
	NETH			31	31	P.BAS	
	SWEDN			11	11	SUEDE	
COMMODITY TOTAL		10	6	50	66		TOTAL DE MARCHANDISE
DYESTUFF, PIGMENT, PAINT	U K	13		7	20	R U	MAT.COLOR.PIG.PEINTURE
	GER	2		11	13	ALL	
	NETH			3	3	P.BAS	
	OTHER			4	4	AUTRE	
COMMODITY TOTAL		15		25	40		TOTAL DE MARCHANDISE
CHEM.SPECIALTIES NES	U K	26		5	31	R U	PROD.CHIM.SPECIALAUX NDA
	GER	3			3	ALL	
	NETH			7	7	P.BAS	
	SWEDN			12	12	SUEDE	
COMMODITY TOTAL		29		24	53		TOTAL DE MARCHANDISE
GASOLINE	U K	57,923			57,923	R U	ESSENCE
	GREEK	34,922			34,922	GREQC	
	NORW	32,095			32,095	NORV	
	LIBER	18,438			18,438	LIBER	
COMMODITY TOTAL		143,378			143,378		TOTAL DE MARCHANDISE
HEAVY OIL	U K	21,103			21,103	R U	MAZOUT
	LIBER	34,624			34,624	LIBER	
COMMODITY TOTAL		55,727			55,727		TOTAL DE MARCHANDISE
COKE	U K	22			22	R U	COKE
	GER		4,412		4,412	ALL	
	OTHER		4,404		4,404	AUTRE	
COMMODITY TOTAL		22	8,816		8,838		TOTAL DE MARCHANDISE
COAL TAR, PITCH	U K	96		1	97	R U	GOUDRON, BRAI DE BOUIL.
	GER			5,406	5,406	ALL	
	PANAM			6,299	6,299	PANAM	
	OTHER			4,916	4,916	AUTRE	
COMMODITY TOTAL		96		16,622	16,718		TOTAL DE MARCHANDISE
PETROL COAL PROD.NES	GER		25		25	ALL	DERIVE PETR.CHARB.NDA
	NORW	410			410	NORV	
COMMODITY TOTAL		410	25		435		TOTAL DE MARCHANDISE
FERRO-ALLOYS	GER	40			40	ALL	FERRO-ALLIAGES
	LIBER		1,618		1,618	LIBER	
COMMODITY TOTAL		40	1,618		1,658		TOTAL DE MARCHANDISE
PRIMARY IRON, STEEL NES	U K	132			374	R U	FER, ACIER PRIMAIR.NDA
	GER		242		674	ALL	
	NETH		429	245	5	P.BAS	
	LIBER		55		55	LIBER	
	OTHER			68	68	AUTRE	
COMMODITY TOTAL		132	726	318	1,176		TOTAL DE MARCHANDISE
CASTINGS, FORGINGS	U K	100	8,030		8,130	R U	MOUL.PIECES FORGEES
	NORW		10,404	150	10,554	NORV	
	LIBER	37	995		1,032	LIBER	
	OTHER	2,500			2,500	AUTRE	
COMMODITY TOTAL		2,637	19,429	150	22,216		TOTAL DE MARCHANDISE
BAR AND RODS, STEEL	U K	512		436	948	R U	BARRES ET TIGES ACIER
	GER	2,939	1,201	126	4,266	ALL	
	NETH			371	371	P.BAS	
	LIBER	1,165	6,694		7,859	LIBER	
	OTHER	1,891		2	1,893	AUTRE	
COMMODITY TOTAL		6,507	7,895	935	15,337		TOTAL DE MARCHANDISE
PLATE & SHEET STEEL	U K	1,185		1,259	2,444	R U	TOLES, FEUILLES DACIER
	DENMK	1,377			1,377	DANMK	
	GER	7,382	198	175	7,755	ALL	
	NETH			327	327	P.BAS	
	NORW	817		147	964	NORV	
	SWEDN			1	1	SUEDE	
	LIBER	2,363	1,614		3,977	LIBER	
	OTHER	1,994		329	2,323	AUTRE	
COMMODITY TOTAL		15,123	1,812	2,144	19,079		TOTAL DE MARCHANDISE

TABLE 2. CARGOES UNLOADED AT CANADIAN PORTS FROM FOREIGN COUNTRIES.

TABLEAU 2. MARCHANDISES DECHARGEES DANS LES PORTS CANADIENS EN PROVENANCE DE PAYS ETRANGERS.

COUNTRY OF ORIGIN AND KIND OF CARGO	REGISTRY OF VESSEL	ATLANTIC ATLANTIQUE	GREAT LAKES GRANDS LACS	PACIFIC PACIFIQUE	TOTAL TOTAL	IMMATIC. DU NAVIRE	PAYS D'ORIGINE ET MARCHANDISE
UNITED KINGDOM CONT. STRUCTURAL SHAPPS	U K	2,155	34	2,568	4,757	R U	ROYAUME-UNI SUITE
	DENMK			1,680	1,680	DANMK	PROFILES DE CONSTRUCT.
	GER	14,040	603	320	14,963	ALL	
	ITALY		1,216		1,216	ITAL	
	NETH	608		113	721	P.BAS	
	NORW	1,923			1,923	NORV	
	SWEDN			364	364	SUEDE	
	LIBER	5,895	9,650	139	15,684	LIBER	
	OTHER	5,886	2,247	147	8,280	AUTRE	
COMMODITY TOTAL		30,507	13,750	5,331	49,588		TOTAL DE MARCHANDISE
RAILS & TRACK MATERIAL	U K			40	40	R U	RAILS, MAT. VOIE FERREE
PIPES, TUBES: IRON, STEEL	U K	558		1,101	1,659	R U	TUYAUX, TUBES: FER, ACIER
	DENMK			840	840	DANMK	
	GER	588	244		832	ALL	
	NETH	821		357	1,178	P.BAS	
	NORW	385			385	NORV	
	LIBER	1,126	5,079	916	7,121	LIBER	
	OTHER	3,001			3,001	AUTRE	
COMMODITY TOTAL		6,479	5,323	3,214	15,016		TOTAL DE MARCHANDISE
WIRE	U K				570	R U	FIL METALLIQUE
	GER	928	15	10	953	ALL	
	NETH			69	69	P.BAS	
	SWEDN			838	838	SUEDE	
	LIBER		191		191	LIBER	
	OTHER			32	32	AUTRE	
COMMODITY TOTAL		1,493	211	949	2,653		TOTAL DE MARCHANDISE
ALUMINUM	U K			7	7	R U	ALUMINIUM
	GER	38		11	49	ALL	
	ITALY	552			552	ITAL	
	NETH			14	14	P.BAS	
	LIBER	4,675			4,675	LIBER	
COMMODITY TOTAL		5,265		32	5,297		TOTAL DE MARCHANDISE
COPPER AND ALLOYS	U K	64			64	R U	CUIVRE ET ALLIAGES
	GER	81	30		111	ALL	
COMMODITY TOTAL		145	30		175		TOTAL DE MARCHANDISE
LEAD AND ALLOYS	U K	33		15	48	R U	PLOMB ET ALLIAGES
	GER	9		15	24	ALL	
	NETH			26	26	P.BAS	
	NORW	2,282			2,282	NORV	
	LIBER	4,491	134		4,625	LIBER	
	OTHER	6,815	134	56	7,005	AUTRE	
COMMODITY TOTAL							TOTAL DE MARCHANDISE
NICKEL AND ALLOYS	NETH			6	6	P.BAS	NICKEL ET ALLIAGES
NON-FERROUS METALS NES	U K	2			2	R U	METAUX NON-FERREUX NDA
	NETH			12	12	P.BAS	
	SWEDN			129	129	SUEDE	
COMMODITY TOTAL		2		141	143		TOTAL DE MARCHANDISE
METAL FAB. BASIC PROD.	U K	280		57	337	R U	OUVR. DE BASE EN METAL
	GER	316	155	341	812	ALL	
	NETH	12		354	366	P.BAS	
	NORW	266	38		304	NORV	
	SWEDN			77	77	SUEDE	
	LIBER		100		100	LIBER	
	OTHER	581		109	690	AUTRE	
COMMODITY TOTAL		1,455	293	938	2,686		TOTAL DE MARCHANDISE
BUILDING BRICK, CLAY	U K	59			59	R U	BRIQ. A BATIR ARGILE
	GER	146			146	ALL	
COMMODITY TOTAL		205			205		TOTAL DE MARCHANDISE
BRICKS, TILES NES	U K	727			727	R U	BRIQUES, TUILES NDA
	GER	3,612			3,612	ALL	
	SWEDN			78	78	SUEDE	
COMMODITY TOTAL		4,339		78	4,417		TOTAL DE MARCHANDISE
GLASS BASIC PRODUCTS	U K	450	391	22	863	R U	OUVR. DE BASE EN VERRE
	GER	53	1	64	118	ALL	
	NETH			82	82	P.BAS	
	SWEDN			70	70	SUEDE	
	OTHER			46	46	AUTRE	
COMMODITY TOTAL		503	392	284	1,179		TOTAL DE MARCHANDISE
ASBESTOS BASIC PROD.	U K	4			4	R U	OUVR. DE BASE AMIANTE
CEMENT	U K	14			14	R U	CIMENT
	GER	146			146	ALL	
COMMODITY TOTAL		160			160		TOTAL DE MARCHANDISE
CEMENT BASIC PROD.	NETH			6	6	P.BAS	OUVR. DE BASE CIMENT
	OTHER	480		10	490	AUTRE	
COMMODITY TOTAL		480		16	496		TOTAL DE MARCHANDISE
LIME	U K	21			21	R U	CHAUX
NON-MET. MIN. BASIC PROD	U K		5	10	15	R U	PROD. MIN. NON-MET. BASE
	GER		7		7	ALL	
	NORW	339			339	NORV	
	OTHER	33			33	AUTRE	
COMMODITY TOTAL		372	12	10	394		TOTAL DE MARCHANDISE
MISG. FABRICATED PROD.	U K	110		69	179	R U	OUVRAGES DIVERS
	GER	84	48	26	158	ALL	
	NETH			2	2	P.BAS	
	SWEDN			62	62	SUEDE	
	OTHER			3	3	AUTRE	
COMMODITY TOTAL		194	48	162	404		TOTAL DE MARCHANDISE



TABLE 2. CARGOES UNLOADED AT CANADIAN PORTS FROM FOREIGN COUNTRIES.

TABLAU 2. MARCHANDISES DECHARGEES DANS LES PORTS CANADIENS EN PROVENANCE DE PAYS ETRANGERS.

COUNTRY OF ORIGIN AND KIND OF CARGO	REGISTRY OF VESSEL	ATLANTIC ATLANTIQUE	GREAT LAKES GRANDS LACS	PACIFIC PACIFIQUE	TOTAL TOTAL	IMMATIC. DU NAVIRE	PAYS D'ORIGINE ET MARCHANDISE
UNITED KINGDOM CONT. TRACTORS	U K GER ITALY NETH NORV SWEDN LIBER OTHER	1,665 1,771   1,949 156 122 365	168 503 203  769  218  1,861 1,446	37 66  56 65 121 23 368 39	1,870 2,340 203 56 2,783 277 340 388	R U ALL ITAL P.BAS NORV SUEDE LIBER AUTRE	ROYAUME-UNI TRACTEURS
COMMODITY TOTAL MACHINERY NES	U K DENMK GER NETH NORV SWEDN LIBER OTHER	6,028 4,331 1,462 7,084 43 215  5,060 18,195	1,861 1,446  2,567 42 51 334 4,440	39  395 399 763  171 3	8,257 5,816 1,462 10,046 442 257 814 334 24,402	R U DANMK ALL P.BAS NORV SUEDE LIBER AUTRE	TOTAL DE MARCHANDISE MACHINES NDA
COMMODITY TOTAL RAILWAY ROLLING STOCK	SWEDN LIBER	  18,195	  4,440	  1,767 3	  24,402 3	  SUEDE LIBER	TOTAL DE MARCHANDISE MAT.ROUL.DE CH.DE FER
COMMODITY TOTAL PASS.AUTOS AND CHASSIS	U K GER GREEK NETH NORV SWEDN LIBER OTHER	330 35,984 1,014 3 9,171 132 1,470 567 48,671	 222   1,742  176 2,140	2,279 4  3,726 219  6,228	2,609 36,210 1,014 3 14,639 351 1,646 567 57,039	R U ALL GRECQ P.BAS NORV SUEDE LIBER AUTRE	TOTAL DE MARCHANDISE AUTOBUS ET CHASSIS CAMIONS ET CHASSIS
COMMODITY TOTAL BUSES AND CHASSIS	U K U K GER NETH	 14   14 16 3	 14 16 30	 11 27 19 57	 44 28 16 3 47	R U R U ALL P.BAS	TOTAL DE MARCHANDISE MOTEURS DE VEH.AUTOM.
COMMODITY TOTAL MOTOR VEHICLE ENGINES	U K GER NETH	16 70  86	   89	   7 5 12	   27 97 19 143	R U ALL P.BAS	TOTAL DE MARCHANDISE VEH.AUTOM.ROUTIERS NDA
COMMODITY TOTAL GENERAL MOTOR VEH. NES	U K GER NETH NORV	89 190 21  300	  7 5 12	2,118 1  2,119	2,207 191 28 5 2,431	R U ALL P.BAS NORV	TOTAL DE MARCHANDISE NAVIRES, AVIONS, VEH.DIV
COMMODITY TOTAL SHIPS, AIRCRAFT, MIS. VEH	U K GER NETH NORV SWEDN LIBER OTHER	87 37   1 125	5 63   68	5 7 14 15 286 8 335	97 107 14 15 286 9 528	R U ALL P.BAS NORV SUEDE LIBER AUTRE	TOTAL DE MARCHANDISE ART.PERS.ET MENAGERS
COMMODITY TOTAL RUBBER TIRES AND TUBES	U K GER NORV	12  25 37	 50 50	20 20	32 50 25 107	R U ALL NORV	TOTAL DE MARCHANDISE PNEUS, CHAMBRES A AIR
COMMODITY TOTAL EQUIPMENT MISC.	U K GER NETH NORV SWEDN LIBER OTHER	886 224 654 45   1,345 3,154	122 125   260 507	69 784 78 45 29 37 997	1,077 1,133 732 45 29 260 4,658	R U ALL P.BAS NORV SUEDE LIBER AUTRE	TOTAL DE MARCHANDISE MATERIEL DIVERS
COMMODITY TOTAL PERSONAL, HOUSEHOLD GOODS	U K GER NETH NORV SWEDN LIBER OTHER	526 86   1 612	20 20 5 100 2 27	50 102 94 5 100 49 395 489	576 208 94 5 100 2 1,034 489	R U ALL P.BAS NORV SUEDE LIBER AUTRE	TOTAL DE MARCHANDISE ART.PERS.ET MENAGERS
COMMODITY TOTAL FIREARMS, AMMUNITION	U K U K GER NORV SWEDN OTHER	612  953 177  63 4,770	27     362	395 489 2 5 27 7	1,034 489 955 177 5 63 4,777	R U R U ALL NORV SUEDE AUTRE	TOTAL DE MARCHANDISE ARMES A FEU, MUNITIONS CONTENEURS, FERMETURES
COMMODITY TOTAL CONTAINERS, CLOSURES	U K U K GER NORV SWEDN OTHER	953 177   63 4,770	     362	2 5 27 7	955 177 5 63 4,777	R U ALL P.BAS LIBER AUTRE	TOTAL DE MARCHANDISE PRODUITS FINIS DIVERS NDA
COMMODITY TOTAL MISC. END PRODUCTS NES	U K GER NETH LIBER OTHER	362 46 2  410	25 14 39	1,104 68 48 16 27	1,466 139 48 16 27	R U ALL P.BAS LIBER AUTRE	TOTAL DE MARCHANDISE MARCHANDISES DIVERSES
COMMODITY TOTAL GENERAL CARGO	U K GER	1,665 1,771	168 503 203	37 66	1,870 2,340	R U ALL	

TABLE 2. CARGES UNLOADED AT CANADIAN PORTS FROM FOREIGN COUNTRIES.

TABLEAU 2. MARCHANDISES DECHARGEES DANS LES PORTS CANADIENS EN PROVENANCE DE PAYS ETRANGERS.

COUNTRY OF ORIGIN AND KIND OF CARGO	REGISTRY OF VESSEL	ATLANTIC ATLANTIQUE	GREAT LAKES GRANDS LACS	PACIFIC PACIFIQUE	TOTAL TOTAL	IMMATIC. OU NAVIRE	PAYS D'ORIGINE ET MARCHANDISE
UNITED KINGDOM CONT.						ROYAUME-UNI SUITE	
	NETH			28	28	P.BAS	
	SWEDN		40	256	296	SUEDE	
	LIBER	54	55		109	LIBER	
	OTHER	224		5	229	AUTRE	
COMMODITY TOTAL		2,773	973	724	4,470		TOTAL DE MARCHANDISE
CONTAINERIZED FREIGHT	U K	706,631	5,640	7,568	719,839	R U	FRET CONTENEURESE
	DNMK			3,234	3,234	DANMK	
	GER	12,977	7,074		20,051	ALL	
	NETH	1,741			1,741	P.BAS	
	SWEDN	5,115	42	12,143	17,300	SUEDE	
	LIBER		59		59	LIBER	
	OTHER	36,118			36,118	AUTRE	
COMMODITY TOTAL		762,582	12,815	22,945	798,342		TOTAL DE MARCHANDISE
COUNTRY/REGION TOTAL		1,213,465*	98,659*	81,435*	1,393,559*		TOTAL DE PAYS/REGION
GIBRALTAR						GIBRALTAR	
CRUDE PETROLEUM	OTHER	66,744			66,744	AUTRE	PETROLE BRUT
COUNTRY/REGION TOTAL		66,744*	*	*	66,744*		TOTAL DE PAYS/REGION
BELGIUM-LUXEMB						BELGIQUE-LUX.	
MEAT, FRESH OR FROZEN	GER	3			3	ALL	VIANDE, FRAICHE / CONG.
MEAT AND MEAT PREP. NES	GER	7			7	ALL	VIANDES ET PREP. NDA
FISH, FRESH OR FROZEN	GER	26			26	ALL	POISSON, FRAIS OU CONG.
SHELL FISH, NES	OTHER	17			17	AUTRE	MOLLUSQUES CRUST. NDA
BUTTER	GER			5	5	ALL	BEURRE
CHEESE	GER	4		26	30	ALL	FROMAGE
	OTHER			6	6	AUTRE	
COMMODITY TOTAL		4		32	36		TOTAL DE MARCHANDISE
DAIRY PROD., EGGS, HONEY	GER	23			23	ALL	PROD. LAIT., OEUF, MIEL
CEREALS UNMILLED, NES	GER			2	2	ALL	CEREALES NON MOUL., NDA
BAKERY PROD., INC. FROZEN	NETH			4	4	P.BAS	PROD. BOUL., PROD. CONG.
MACARONI, CEREAL PROD.	GER	5			5	ALL	PATES ALIM. PROD. CEREAL
FRUIT, PRES., NOT CANNEO	NETH			1	1	P.BAS	CONS. FRUITS NON BOITE
	OTHER			6	6	AUTRE	
COMMODITY TOTAL				7	7		TOTAL DE MARCHANDISE
FRUITS, PREP., CANNED	OTHER			7	7	AUTRE	FRUITS PREP. EN BOITE
VEGETABLES, FRESH	GER			21	21	ALL	LEGUMES, FRAIS
	GREEK		5		5	GRECQ	
	OTHER	14			14	AUTRE	
COMMODITY TOTAL		14	5	21	40		TOTAL DE MARCHANDISE
VEGETABLES, DRIED	GER			2	2	ALL	LEGUMES, SECS
	NETH			1	1	P.BAS	
COMMODITY TOTAL				3	3		TOTAL DE MARCHANDISE
VEGETABLE PREP. NES	GER	5			5	ALL	PREP. DE LEGUMES NDA
	NETH			10	10	P.BAS	
	NORW	106			106	NORV	
	OTHER	39			39	AUTRE	
COMMODITY TOTAL		150		10	160		TOTAL DE MARCHANDISE
SUGAR PREPARATIONS	GER	58			58	ALL	PREP. A BASE DE SUCRE
	NORW		1		1	NORV	
COMMODITY TOTAL		58	1		59		TOTAL DE MARCHANDISE
COCOA AND CHOCOLATE	GER	57		8	65	ALL	CACAO ET CHOCOLAT
	NETH			7	7	P.BAS	
COMMODITY TOTAL		57		15	72		TOTAL DE MARCHANDISE
COFFEE	GER			5	5	ALL	CAFE
TEA	GER	28			28	ALL	THE
	GREEK		2		2	GRECQ	
COMMODITY TOTAL		28	2		30		TOTAL DE MARCHANDISE
SPICES	GER	5			5	ALL	EPICES
	NETH			2	2	P.BAS	
	NORW	17			17	NORV	
COMMODITY TOTAL		22		2	24		TOTAL DE MARCHANDISE
MISC. FOOD PREP. NES	GER	5		45	50	ALL	DIV. PREP. ALIM. NDA
	NETH			32	32	P.BAS	
	SWEDN			366	366	SUEDE	
	OTHER	23	24	443	495	AUTRE	
COMMODITY TOTAL		28	24	443	495		TOTAL DE MARCHANDISE
FEEDS OF ANIMAL ORIGIN	GER	15			15	ALL	PROV. D'ORIGINE ANIMALE
ALE, BEER, STOUT, PORTER	GER	35		1	36	ALL	ALE, BIERE, STOUT, PORTER
	NETH			30	30	P.BAS	
COMMODITY TOTAL		35		31	66		TOTAL DE MARCHANDISE
WINES	GER	138		36	174	ALL	VINS
	NETH			43	43	P.BAS	
	OTHER			80	80	AUTRE	
COMMODITY TOTAL		138		159	297		TOTAL DE MARCHANDISE
DIST. ALCOHOLIC BEV.	GER	93	52	188	333	ALL	BOISS. ALCOOL. DIST.
	NETH			1	1	P.BAS	
	SWEDN			160	160	SUEDE	
	OTHER			3	3	AUTRE	
COMMODITY TOTAL		93	52	352	497		TOTAL DE MARCHANDISE
TOBACCO NES	GER	6			6	ALL	TABACS NOA
SEEDS FOR SOWING NES	GER			6	6	ALL	GRAINES DE SEMENCE NOA

TABLE 2. CARGOES UNLOADED AT CANADIAN PORTS FROM FOREIGN COUNTRIES.

TABLEAU 2. MARCHANDISES DECHARGEES DANS LES PORTS CANADIENS EN PROVENANCE DE PAYS ETRANGERS.

COUNTRY OF ORIGIN AND KIND OF CARGO	REGISTRY OF VESSEL	ATLANTIC ATLANTIQUE	GREAT LAKES GRANDS LACS	PACIFIC PACIFIQUE	TOTAL TOTAL	IMMATIC. DU NAVIRE	PAYS D'ORIGINE ET MARCHANDISE
<b>BELGIUM-LUXEMB CONT.</b>							<b>BELGIQUE-LUX. SUITE</b>
NURSERY, GREENHOUSE STOCK	GER	29			29	ALL	PROD. PEPINIERE, SERRE
	NETH	10			10	P.BAS	
	SWEDN	94		18	112	SUEDE	
	OTHER	22	2		24	AUTRE	
<b>COMMODITY TOTAL</b>		<b>155</b>	<b>2</b>	<b>18</b>	<b>175</b>		<b>TOTAL DE MARCHANDISE</b>
CRUDE VEG. PROD. NES	OTHER	3			3	AUTRE	PR. BRUTS ORIG. VEG. NDA
WOOL AND ANIMAL HAIR	GER		10		10	ALL	LAIN, POILS ANIMAL
	OTHER		10		10	AUTRE	
<b>COMMODITY TOTAL</b>			<b>20</b>		<b>20</b>		<b>TOTAL DE MARCHANDISE</b>
TEXTILE FIBRES NES	GER	1			1	ALL	FIBRES TEXTILES NDA
	NDRW	35			35	NORV	
	OTHER	359	435		794	AUTRE	
<b>COMMODITY TOTAL</b>		<b>395</b>	<b>435</b>		<b>830</b>		<b>TOTAL DE MARCHANDISE</b>
IRON ORE AND CONC ORES AND CONC. NES	GER			4	4	ALL	MINERAI, CONC. DE FER
	GER	3,400			3,400	ALL	MINERAIS ET CONC. NDA
	OTHER			1	1	AUTRE	
<b>COMMODITY TOTAL</b>		<b>3,400</b>		<b>1</b>	<b>3,401</b>		<b>TOTAL DE MARCHANDISE</b>
ASBESTOS	NETH			43	43	P.BAS	AMIANTE
SAND AND GRAVEL	GER	6,703			6,703	ALL	SABLE ET GRAVIERS
	OTHER	9,434			9,434	AUTRE	
<b>COMMODITY TOTAL</b>		<b>16,137</b>			<b>16,137</b>		<b>TOTAL DE MARCHANDISE</b>
STONE, CRUDE NES	NETH		13		13	P.BAS	PIERRE BRUTE NDA
RUBBER FAB. MATERIALS	OTHER		6		6	AUTRE	DEMI-PROD. CAOUTCHOUC
LUMBER AND TIMBER	OTHER	81			81	AUTRE	BOIS D'OEUVRE ET CHARP.
VENEER, PLYWOOD	GER	28			28	ALL	PLACAGES, CONTRE-PLAQ.
	LIBER	5			5	LIBER	
	OTHER	237	32		269	AUTRE	
<b>COMMODITY TOTAL</b>		<b>270</b>	<b>32</b>		<b>302</b>		<b>TOTAL DE MARCHANDISE</b>
WOOD FAB. MATERIALS	GER			29	29	ALL	DEMI-PRODUITS EN BOIS
	OTHER			6	6	AUTRE	
<b>COMMODITY TOTAL</b>				<b>35</b>	<b>35</b>		<b>TOTAL DE MARCHANDISE</b>
PAPER NES	GER	50			50	ALL	PAPIER NDA
	GREEK		11		11	GRECQ	
	NETH			4	4	P.BAS	
	SWEDN			49	49	SUEDE	
<b>COMMODITY TOTAL</b>		<b>35</b>	<b>11</b>		<b>101</b>		<b>TOTAL DE MARCHANDISE</b>
CORDAGE, TWINE, ROPE	GER	213			213	ALL	CORDAGE, FICELLE, CORDE
	GREEK	1,164			1,164	GRECQ	
	NETH	14			14	P.BAS	
	OTHER			1	1	AUTRE	
<b>COMMODITY TOTAL</b>		<b>1,391</b>		<b>21</b>	<b>1,412</b>		<b>TOTAL DE MARCHANDISE</b>
JUTE WOVEN FABRICS TEXTILE FAB. MTL NES	GER	29			29	ALL	TISSUS DE JUTE
	GER	41	6		47	ALL	OUVR. EN MAT. TEXT. NDA
	GREEK		1		1	GRECQ	
	NETH			1	1	P.BAS	
	NORW	82		1	82	NORV	
	SWEDN			3	3	SUEDE	
	LIBER	13			13	LIBER	
	OTHER	157	27	1	185	AUTRE	
<b>COMMODITY TOTAL</b>		<b>293</b>	<b>34</b>	<b>5</b>	<b>332</b>		<b>TOTAL DE MARCHANDISE</b>
VEG. OILS, FATS NES METALLIC SALTS	GER			2	2	ALL	HUIL. MAT. GRAS. VEG. NDA
	GER			446	446	ALL	SELS METALLIQUES
	NETH			108	108	P.BAS	
	NORW	4,100			4,100	NORV	
	SWEDN			111	111	SUEDE	
	OTHER	56		1	57	AUTRE	
<b>COMMODITY TOTAL</b>		<b>4,156</b>		<b>666</b>	<b>4,822</b>		<b>TOTAL DE MARCHANDISE</b>
INORGANIC CHEMS. NES	GER	38		126	164	ALL	PROD. CHIM. INORG. NDA
	OTHER	619	294	20	933	AUTRE	
<b>COMMODITY TOTAL</b>		<b>657</b>	<b>294</b>	<b>146</b>	<b>1,097</b>		<b>TOTAL DE MARCHANDISE</b>
ORGANIC CHEMICALS NES	U.K.			178	178	R U	PROD. CHIM. ORGAN. NDA
	GER	394	22		416	ALL	
	NETH			89	89	P.BAS	
	NORW		1,894		1,894	NORV	
	OTHER	2,315	609		3,089	AUTRE	
<b>COMMODITY TOTAL</b>		<b>2,709</b>	<b>2,525</b>	<b>165</b>	<b>5,769</b>		<b>TOTAL DE MARCHANDISE</b>
AGRICULTURAL CHEMICALS	GER	60			60	ALL	PROD. CHIM. AGRICOLES
SYNTHETIC RUBBER	NORW	146			146	NORV	CAOUTCHOUC SYNTHETIQUE
PLASTIC MATERIALS	GER	23	3,060	2	3,085	ALL	MATIERES PLASTIQUES
	NETH	12			12	P.BAS	
	OTHER	104	94		198	AUTRE	
<b>COMMODITY TOTAL</b>		<b>139</b>	<b>3,154</b>	<b>2</b>	<b>3,295</b>		<b>TOTAL DE MARCHANDISE</b>
DYESTUFF, PIGMENT, PAINT CHEM. SPECIALTIES NES	GER			23	23	ALL	MAT. COLOR. PIG. PEINTURE
	DENMM		60		60	DANMK	PRDD. CHIM. SPECIAUX NDA
	GER			3	3	ALL	
<b>COMMODITY TOTAL</b>			<b>60</b>	<b>3</b>	<b>63</b>		<b>TOTAL DE MARCHANDISE</b>
GASOLINE	U.K.	20,838			20,838	R U	ESSENCE
	GREEK	14,209			14,209	GRECQ	
	NORW	18,527			18,527	NORV	
	LIBER	13,787			13,787	LIBER	
<b>COMMODITY TOTAL</b>		<b>67,361</b>			<b>67,361</b>		<b>TOTAL DE MARCHANDISE</b>
FUEL OIL	GREEK	31,215			31,215	GRECQ	MAZOUT
	NORW		2		2	NORV	

TABLE 2. CARGOES UNLOADED AT CANADIAN PORTS FROM FOREIGN COUNTRIES.

TABEAU 2. MARCHANDISES DECHARGEES DANS LES PORTS CANADIENS EN PROVENANCE DE PAYS ETRANGERS.

COUNTRY OF ORIGIN AND KIND OF CARGO	REGISTRY OF VESSEL	ATLANTIC ATLANTIQUE	GREAT LAKES GRANDS LACS	PACIFIC PACIFIQUE	TOTAL TOTAL	IMMATIC. DU NAVIRE	PAYS D'ORIGINE ET MARCHANDISE
BELGIUM-LUXEMB CONT.		BELGIQUE-LUX. SUITE					
COMMODITY TOTAL	PANAM	16,533			16,533	PANAM	
PETROL,CDAL PRCD.NES	GER	47,748	2		47,750	ALL	TOTAL DE MARCHANDISE
PIG IRON	NORW	10			10	NORV	DERIVE PETR.CHARB.NDA
PRIMARY IRON,STEEL NES	DENMK	25	1,459		1,459	DANMK	FER EN GUEUSE
	GER	850			850	ALL	FER,ACIER PRIMAIR.NDA
	GREEK		211		211	GRECQ	
	NETH	268		34	302	P.BAS	
	OTHER	55	136		191	AUTRE	
COMMODITY TOTAL		1,173	1,806	34	3,013		TOTAL DE MARCHANDISE
CASTINGS,FORGINGS	NETH	268			268	P.BAS	MOUL.PIECES FORGEES
	LIBER	47			47	LIBER	
COMMODITY TOTAL		315			315		TOTAL DE MARCHANDISE
BARS AND RODS,STEEL	U K			324	324	R U	BARRES ET TIGES ACIER
	DENMK	5,757	4,903		10,660	DANMK	
	GER	4,868		1,105	5,973	ALL	
	GREEK	1,929	188		2,117	GRECQ	
	ITALY	1,000			1,000	ITAL	
	NETH	814			814	P.BAS	
	NORW	9,028	950	3,171	13,149	NORV	
	LIBER	2,218			2,218	LIBER	
	OTHER	3,761	1,342	63	5,166	AUTRE	
COMMODITY TOTAL		29,375	7,383	5,024	41,782		TOTAL DE MARCHANDISE
PLATE & SHEET STEEL	U K		3,141		3,141	R U	TOLES,FEUILLES DACTER
	DENMK	12,442	17,413	1,440	31,295	DANMK	
	GER	3,241	9	7,442	10,692	ALL	
	GREEK	3,500	10,330	1,680	15,510	GRECQ	
	ITALY	2,184	10,811		12,995	ITAL	
	NETH	268			268	P.BAS	
	NORW	31,040	24,377	100	55,517	NORV	
	LIBER	4,827	15,989	7,620	28,436	LIBER	
	OTHER	17,841	29,449		47,290	AUTRE	
COMMODITY TOTAL		75,343	111,519	18,282	205,144		TOTAL DE MARCHANDISE
STRUCTURAL SHAPES	U K			2,811	2,811	R U	PROFILES DE CONSTRUCT.
	DENMK	11,842	12,636		24,478	DANMK	
	GER	9,878		6,054	15,932	ALL	
	GREEK	2,500	1,836	697	5,033	GRECQ	
	ITALY	3,437			3,437	ITAL	
	NETH	944			944	P.BAS	
	NORW	25,004	1,186	300	26,490	NORV	
	LIBER	3,116	726	2,150	5,992	LIBER	
	OTHER	27,809	10,336	64	38,209	AUTRE	
COMMODITY TOTAL		84,530	26,720	12,076	123,326		TOTAL DE MARCHANDISE
RAILS & TRACK MATERIAL	DENMK	934			934	DANMK	RAILS,MAILOIE FERRES
	LIBER			120	120	LIBER	
	OTHER	3,016			3,016	AUTRE	
COMMODITY TOTAL		3,950		120	4,070		TOTAL DE MARCHANDISE
PIPES,TUBES:IRON,STEEL	DENMK	4,415	1,739		6,324	DANMK	TUYAUX,TUBES:FER,ACIER
	GER	1,756		773	2,529	ALL	
	GREEK	2,000	287		2,287	GRECQ	
	ITALY	1,487			1,487	ITAL	
	NORW	3,725	78	714	4,517	NORV	
	LIBER		522	361	883	LIBER	
	OTHER	5,027	141	218	5,386	AUTRE	
COMMODITY TOTAL		18,410	2,767	2,236	23,413		TOTAL DE MARCHANDISE
WIRE	GER	445	36	292	773	ALL	FIL METALLIQUE
	GREEK	1,000	21		1,021	GRECQ	
	NETH	25	83	117	225	P.BAS	
	NORW	351			351	NORV	
	LIBER	2,856			2,856	LIBER	
	OTHER	1,048	50	8	1,106	AUTRE	
COMMODITY TOTAL		5,725	190	417	6,332		TOTAL DE MARCHANDISE
ALUMINIUM	GER	22	67	2	91	ALL	ALUMINIUM
COPPER AND ALLOYS	GER	40	10		50	ALL	CUIVRE ET ALLIAGES
ZINC AND ALLOYS	GER	6			6	ALL	ZINC ET ALLIAGES
	GREEK	2,000			2,000	GRECQ	
	NETH	24			24	P.BAS	
	OTHER	1,000		2	1,002	AUTRE	
COMMODITY TOTAL		3,030		2	3,032		TOTAL DE MARCHANDISE
NON-FERROUS METALS NES	DENMK	13			13	DANMK	METEAUX NON-FERREUX NDA
	GER				2	ALL	
	OTHER				1	AUTRE	
COMMODITY TOTAL		13			16		TOTAL DE MARCHANDISE
METAL FAB.BASIC PROD.	GER	289	57	179	525	ALL	OUVR.DE BASE EN METAL
	GREEK	52	61		113	GRECQ	
	NETH			75	75	P.BAS	
	NORW	483			483	NORV	
	SWEON	22		9	31	SUEDE	
	LIBER		64	1,255	1,319	LIBER	
	OTHER	7			113	AUTRE	
COMMODITY TOTAL		853	182	1,624	2,659		TOTAL DE MARCHANDISE
BUILDING BRICK, CLAY	NORW	39			39	NORV	BRIQ.A BATIR ARGILE
	OTHER	1,008			1,008	AUTRE	
COMMODITY TOTAL		1,047			1,047		TOTAL DE MARCHANDISE
BRICKS,TILES NES	GER	80			80	ALL	BRIQUES,TUILES NDA
	OTHER	281	53		334	AUTRE	
COMMODITY TOTAL		361	53		414		TOTAL DE MARCHANDISE

TABLE 2. CARGOES UNLOADED AT CANADIAN PORTS FROM FOREIGN COUNTRIES.

TABLEAU 2. MARCHANDESES DECHARGEES DANS LES PORTS CANADIENS EN PROVENANCE DE PAYS ETRANGERS.

COUNTRY OF ORIGIN AND KIND OF CARGO	REGISTRY OF VESSEL	ATLANTIC ATLANTIQUE	GREAT LAKES GRANDS LACS	PACIFIC PACIFIQUE	TOTAL TOTAL	IMMATIC. OU NAVIRE	PAYS D'ORIGINE ET MARCHANDESE
BELGIUM-LUXEMB CONT. GLASS BASIC PRODUCTS	U K GER NETH NDRW SWEDN OTHER	 2,433    5,020	 999  58  815	 259 1,452 154  408 466	 259 4,884 154 58 408 6,301	R U ALL P.BAS NORV SUEDE AUTRE	BELGIQUE-LUX. SUITE OUVR.DE BASE EN VERRE
COMMODITY TOTAL		7,453	1,872	2,739	12,064		TOTAL DE MARCHANDESE
ASBESTOS BASIC PROD.	GER	79			79	ALL	OUVR.DE BASE AMIANTE
CEMENT	GER NETH OTHER	146 40 32			146 40 32	ALL P.BAS AUTRE	CIMENT
COMMODITY TOTAL		244			244		TOTAL DE MARCHANDESE
CEMENT BASIC PROD.	GER OTHER	11 11		54 8	54 19	ALL AUTRE	OUVR.DE BASE CIMENT
COMMODITY TOTAL				62	73		TOTAL DE MARCHANDESE
NON-MET.MIN.BASIC PROD	DENMK GER	4 4	2		6 1	DANMK ALL	PROD.MIN.NON-MET.BASE
COMMODITY TOTAL			2	1	7		TOTAL DE MARCHANDESE
MISC.FABRICATED PROD.	GREEK LIBER OTHER	39 1 40	7 5 12		7 39 52	GRECQ LIBER AUTRE	OUVRAGES DIVERS
COMMODITY TOTAL							TOTAL DE MARCHANDESE
TRACTORS	U K DENMK GER GREEK NETH NDRW SWEDN LIBER JAPAN OTHER	456 1,467 542  40 1,750 388 738 708 1,460	   5,369 1,510  2,536  771	     104	456 1,467 542 5,369 40 3,260 388 3,378 708 2,231	R U DANMK ALL GRECQ P.BAS NORV SUEDE LIBER JAPON AUTRE	TRACTEURS
COMMODITY TOTAL		7,549	10,186	104	17,839		TOTAL DE MARCHANDESE
MACHINERY NES	DENMK GER GREEK ITALY NETH NDRW SWEDN LIBER OTHER	1,272 274  61 748 323 576 15 247	716 67 103  11 744  10 77	     29 16	1,988 447 103 61 759 1,067 605 41 324	DANMK ALL GRECQ ITAL P.BAS NORV SUEDE LIBER AUTRE	MACHINES NDA
COMMODITY TOTAL		3,516	1,728	151	5,395		TOTAL DE MARCHANDESE
PASS.AUTOS AND CHASSIS	U K DENMK GER GREEK ITALY NETH NDRW SWEDN LIBER JAPAN OTHER	1,489 4,863 174  22 7 3,961 2,375 2,971 1,245 3,928	 193  152   179  111  477	21  36     3 1	1,510 5,056 210 152 22 7 4,140 2,375 3,085 1,245 4,406	R U DANMK ALL GRECQ ITAL P.BAS NORV SUEDE LIBER JAPDN AUTRE	VOITURES PART.,CHASSIS
COMMODITY TOTAL		21,035	1,112	61	22,208		TOTAL DE MARCHANDESE
BUSES AND CHASSIS	DENMK LIBER OTHER	  13	16  7	  7	16 7 13	DANMK LIBER AUTRE	AUTOBUS ET CHASSIS
COMMODITY TOTAL		13	16	7	36		TOTAL DE MARCHANDESE
TRUCKS AND CHASSIS	NORV		3		3	NORV	CAMIONS ET CHASSIS
MOTOR VEHICLE ENGINES	U K DENMK GER GREEK ITALY NETH LIBER OTHER	 18 3  14 27 52 1,034	  15 7  49  19	  3   6 10	10 18 21 7 14 76 58 1,063	R U DANMK ALL GRECQ ITAL NORV LIBER AUTRE	MOTEURS DE VEH.AUTOM.
COMMODITY TOTAL		1,148	90	29	1,267		TOTAL DE MARCHANDESE
ROAD MOTOR VEH. NES	U K DENMK NDRW SWEDN LIBER OTHER	2 1 1 1 13 22	  1   775	     29	2 1 2 1 13 797	R U DANMK NORV SUEDE LIBER AUTRE	VEH.AUTOM.ROUTIERS NDA
COMMODITY TOTAL		40	776		816		TOTAL DE MARCHANDESE
SHIPS,AIRCRAFT,MIS.VEH	GER NETH NORW SWEDN	11 61 18		2	13 61 18	ALL P.BAS NORV SUEDE	NAVIRES,AVIONS,VEH.DIV
COMMODITY TOTAL		90		32	124		TOTAL DE MARCHANDESE
RUBBER TIRES AND TUBES	U K GER NORW OTHER	799 1 24		1	799 2 24	R U ALL NORV AUTRE	PNEUS, CHAMBRES A AIR
COMMODITY TOTAL		824	33	2	859		TOTAL DE MARCHANDESE

TABLE 2. CARGOES UNLOADED AT CANADIAN PORTS FROM FOREIGN COUNTRIES.

TABLEAU 2. MARCHANDISES DECHARGEES DANS LES PORTS CANADIENS EN PROVENANCE DE PAYS ETRANGERS.

COUNTRY OF ORIGIN AND KIND OF CARGO	REGISTRY OF VESSEL	ATLANTIC ATLANTIQUE	GREAT LAKES GRANDS LACS	PACIFIC PACIFIQUE	TOTAL TOTAL	IMMATIC. DU NAVIRE	PAYS D'ORIGINE ET MARCHANDISE
<b>BELGIUM-LUXEMB. CONT. EQUIPMENT MISC.</b>	GER	153	18	5	176	ALL	<b>BELGIQUE-LUX. SUITE MATERIEL DIVERS</b>
	GREEK		2		2	GRECQ	
	NETH	61			61	P.BAS	
	NORW	95	22		117	NORV	
	LIBER	27			27	LIBER	
	OTHER	169	10		179	AUTRE	
<b>COMMODITY TOTAL PERSONAL, HOUSEHOLD GOODS</b>	U K	505	52	5	562	R U	<b>TOTAL DE MARCHANDISE ART. PERS. ET MENAGERS</b>
	DENMK		1		1	DANMK	
	GER	42	14	56	112	ALL	
	GREEK		31		31	GRECQ	
	ITALY	4			4	ITAL	
	NETH	3		10	13	P.BAS	
	NORW	23	3		26	NORV	
	SWEDN	10		2	12	SUEDE	
	LIBER	51	3		54	LIBER	
	OTHER	279	19	48	346	AUTRE	
<b>COMMODITY TOTAL CONTAINERS, CLOSURES</b>	GER	145	71	117	600	ALL	<b>TOTAL DE MARCHANDISE CONTENEURS, FERMETURES</b>
	NETH	5		5	150	P.BAS	
	OTHER	46			46	AUTRE	
<b>COMMODITY TOTAL MISC. END PRODUCTS NES</b>	GER	196		5	201	ALL	<b>TOTAL DE MARCHANDISE PRODUITS FINIS DIV. NDA</b>
	GREEK	34	1	5	40	GRECQ	
	NETH		4		4	P.BAS	
	NORW	97	210	9	307	NORV	
	LIBER	29			29	LIBER	
	OTHER	41	112	2	155	AUTRE	
<b>COMMODITY TOTAL GENERAL CARGO</b>	DENMK	201	327	16	544	DANMK	<b>TOTAL DE MARCHANDISE MARCHANDISES DIVERSES</b>
	GER	3	70		73	ALL	
	ITALY	384	382	19	785	ITAL	
	NETH	2			2	P.BAS	
	NORW	4		6	10	NORV	
	SWEDN	67	3		70	SUEDE	
	LIBER	3		69	72	LIBER	
	OTHER	18			18	AUTRE	
<b>COMMODITY TOTAL CONTAINERIZED FREIGHT</b>	U K	2,688	35	10	2,733	R U	<b>TOTAL DE MARCHANDISE PREP. CONTENEURESS</b>
	DENMK	3,169	490	104	3,763	DANMK	
	GER	116,370		897	117,267	ALL	
	GREEK	74,771	7,072	578	82,421	GRECQ	
	ITALY	18,136	299	90	18,525	ITAL	
	NETH	7	1,060		1,060	P.BAS	
	NORW	2,085			2,085	NORV	
	SWEDN	40,284	2,754	3,420	43,038	SUEDE	
	LIBER	6,196			9,616	LIBER	
	OTHER	173	30		203	AUTRE	
<b>COMMODITY TOTAL</b>		104,369	11,228	4,985	115,597		<b>TOTAL DE MARCHANDISE</b>
<b>COUNTRY/REGION TOTAL</b>		362,391	22,443	50,905*	389,819		<b>TOTAL DE PAYS/REGION</b>
<b>DENMARK MEAT, FRESH OR FROZEN</b>	GER	2			2	ALL	<b>DANEMARK VIANDE, FRAICHE / CONG.</b>
	SWEDN			10	10	SUEDE	
<b>COMMODITY TOTAL MEAT AND MEAT PREP. NES</b>	GER	2			12	ALL	<b>TOTAL DE MARCHANDISE VIANDES ET PREP. NDA</b>
	SWEDN	37			37	SUEDE	
<b>COMMODITY TOTAL FISH, FRESH OR FROZEN</b>	DENMK	10			10	DANMK	<b>TOTAL DE MARCHANDISE POISSON, FRAIS OU CONG.</b>
	GER	7			7	ALL	
	SWEDN	8		2	8	SUEDE	
	OTHER	8	18		18	AUTRE	
<b>COMMODITY TOTAL SHELL FISH, NES</b>	DENMK	15	18	2	35	DANMK	<b>TOTAL DE MARCHANDISE MOLLUSQUES CRUST., NDA</b>
	GER	628			628	ALL	
<b>COMMODITY TOTAL CHEESE</b>	U K	3			3	R U	<b>TOTAL DE MARCHANDISE FROMAGE</b>
	SWEDN	631		21	631	SUEDE	
<b>COMMODITY TOTAL FRUITS, PREP. CANNED MISG. FOOD PREP. NES</b>	GER			11	11	ALL	<b>TOTAL DE MARCHANDISE FRUITS PREP. EN BOITE DIV. PREP. ALIM. NDA</b>
	U K	2		32	2	R U	
	GER	8		4	4	R U	
	SWEDN	29		432	8	SUEDE	
<b>COMMODITY TOTAL ALE, BEER, STOUT, PORTER</b>	U K	21			453	ALL	<b>TOTAL DE MARCHANDISE ALE, BIERE, STOUT, PORTER</b>
	SWEDN	29			465	SUEDE	
<b>COMMODITY TOTAL WINES</b>	U K	24			24	R U	<b>TOTAL DE MARCHANDISE VINS</b>
	SWEDN	17			17	SUEDE	
<b>COMMODITY TOTAL DIST. ALCOHOLIC BEV.</b>	U K	41			41	ALL	<b>TOTAL DE MARCHANDISE BOISS. ALCOOL. DIST.</b>
	SWEDN	4		4	4	SUEDE	
<b>COMMODITY TOTAL RARE WIGS AND OTHERS</b>	GER	3			7	ALL	<b>TOTAL DE MARCHANDISE PEUX ET AUTRES EQUIP.</b>
	SWEDN	3	1	104	8	SUEDE	
	OTHER	7	1	104	112	ALL	
				13	13	SUEDE	

TABLE 2. CARGOES UNLOADED AT CANADIAN PORTS FROM FOREIGN COUNTRIES.

TABLEAU 2. MARCHANDISES DECHARGÉES DANS LES PORTS CANADIENS EN PROVENANCE DE PAYS ÉTRANGERS.

COUNTRY OF ORIGIN AND KIND OF CARGO	REGISTRY OF VESSEL	ATLANTIC ATLANTIQUE	GREAT LAKES GRANDS LACS	PACIFIC PACIFIQUE	TOTAL TOTAL	IMMATIC. DU NAVIRE	PAYS D'ORIGINE ET MARCHANDISE
<b>DENMARK CONT.</b>							<b>DANEMARK SUITE</b>
SEEDS FOR SOWING NES	SWEDN			19	19	SUEDE	GRAINES DE SEMENCE NUA
SAND AND GRAVEL	GER	50			50	ALL	SABLE ET GRAVIERES
STONE, CRUDE NES	GER	8			8	ALL	PIERRE BRUTE NDA
	SWEDN	23			23	SUEDE	
<b>COMMODITY TOTAL</b>		31			31		<b>TOTAL DE MARCHANDISE</b>
COTTON, TEXTILE WASTE	GER	8			8	ALL	DECHETS DE COTON, TEXT.
LUMBER AND TIMBER	GER	66			66	ALL	BOIS D'OEUVRE ET CHARP.
TEXTILE FAB. MTL NES	GER	16			16	ALL	DUVR. EN MAT. TEXT. NDA
METALLIC SALTS	DENMK	827			827	DANMK	SELS METALLIQUES
ORGANIC CHEMICALS NES	GER	18			18	ALL	PROD. CHIM. ORGAN. NDA
	SWEDN	10			10	SUEDE	
<b>COMMODITY TOTAL</b>		28			28		<b>TOTAL DE MARCHANDISE</b>
PIPES, TUBES: IRON, STEEL	DENMK		203		203	DANMK	TUYAUX, TUBES: FER, ACIER
COPPER AND ALLOYS	DENMK		1		1	DANMK	CUIVRE ET ALLIAGES
METAL FAB. BASIC PROD.	DENMK		16		16	DANMK	OUVR. DE BASE EN METAL
	SWEDN	4			4	SUEDE	
<b>COMMODITY TOTAL</b>		4	16		20		<b>TOTAL DE MARCHANDISE</b>
BRICKS, TILES NES	U K				84	R U	BRICKES, TUILES NDA
TRACTORS	GER	3			3	ALL	TRACTEURS
MACHINERY NES	DENMK	501	8		509	DANMK	MACHINES NDA
	GER	606	11		617	ALL	
	SWEDN				17	SUEDE	
<b>COMMODITY TOTAL</b>		1,107	19	17	1,143		<b>TOTAL DE MARCHANDISE</b>
MOTOR VEHICLE ENGINES	DENMK	536			536	DANMK	MOTEURS DE VEH. AUTOM.
	SWEDN	6			6	SUEDE	
<b>COMMODITY TOTAL</b>		542			542		<b>TOTAL DE MARCHANDISE</b>
SHIPS, AIRCRAFT, MIS. VEH	SWEDN			4	4	SUEDE	NAVIRES, AVIONS, VEH. DIV
RUBBER TIRES AND TUBES	SWEDN	2			2	SUEDE	PNEUS, CHAMBRAS A AIR
EQUIPMENT MISC.	U K			25	25	R U	MATERIEL DIVERS
	SWEDN	5			57	SUEDE	
<b>COMMODITY TOTAL</b>		5		25	87		<b>TOTAL DE MARCHANDISE</b>
PERSONAL, HOUSEHOLD GOODS	U K			1	1	R U	ART. PERS. ET MENAGERS
	GER	6			6	ALL	
	SWEDN	2			2	SUEDE	
<b>COMMODITY TOTAL</b>		8		1	9		<b>TOTAL DE MARCHANDISE</b>
MISC. END PRODUCTS NES	GER	3			3	ALL	PRODUITS FINIS DIV. NDA
	SWEDN	3			3	SUEDE	
<b>COMMODITY TOTAL</b>		6			6		<b>TOTAL DE MARCHANDISE</b>
GENERAL CARGO	GER	33	545		578	ALL	MARCHANDISES DIVERSES
	SWEDN	9	122	50	181	SUEDE	
<b>COMMODITY TOTAL</b>		42	667	50	759		<b>TOTAL DE MARCHANDISE</b>
CONTAINERIZED FREIGHT	U K			608	608	R U	FRET CONTENEURESE
	DENMK			934	934	DANMK	
	GER		600		600	ALL	
	SWEDN		294	988	1,282	SUEDE	
<b>COMMODITY TOTAL</b>			894	2,530	3,424		<b>TOTAL DE MARCHANDISE</b>
<b>COUNTRY/REGION TOTAL</b>		<b>3,481*</b>	<b>1,819*</b>	<b>3,429*</b>	<b>8,729*</b>		<b>TOTAL DE PAYS/REGION</b>
<b>FINLAND</b>							<b>FINLANDE</b>
CHEESE	SWEDN			13	13	SUEDE	FROMAGE
STONE, CRUDE NES	GER		18		18	ALL	PIERRE BRUTE NDA
LUMBER AND TIMBER	GER	135			135	ALL	BOIS D'OEUVRE ET CHARP.
	SWEDN	122			122	SUEDE	
<b>COMMODITY TOTAL</b>		257			257		<b>TOTAL DE MARCHANDISE</b>
VENEER, PLYWOOD	GER		118	113	231	ALL	PLACAGES, CONTRE-PLAQ.
	OTHER			3	3	AUTRE	
<b>COMMODITY TOTAL</b>			118	116	234		<b>TOTAL DE MARCHANDISE</b>
WOOD FAB. MATERIALS	GER	3			6	ALL	DEMI-PRODUITS EN BOIS
BLDG. PAPER AND BOARD	GER		26	73	99	ALL	PLAQ. CONSTR., PAP./CART.
SULPHURIC ACID	SWEDN	17,142			17,142	SUEDE	ACIDE SULFURIQUE
PLASTIC MATERIALS	GER	2			2	ALL	MATIERES PLASTIQUES
METAL FAB. BASIC PROD.	GER	5		5	10	ALL	OUVR. DE BASE EN METAL
GLASS BASIC PRODUCTS	GER			1	4	ALL	DUVR. DE BASE EN VERRE
NON-MET. MIN. BASIC PROD	GER		4		4	ALL	PRDD. MIN. NON-MET. BASE
MACHINERY NES	GER	21	27	1	49	ALL	MACHINES NDA
	SWEDN	2			2	SUEDE	
	OTHER			97	97	AUTRE	
<b>COMMODITY TOTAL</b>		23	27	98	148		<b>TOTAL DE MARCHANDISE</b>
PASS. AUTOS AND CHASSIS	OTHER			1	1	AUTRE	VOITURES PART., CHASSIS
MOTOR VEHICLE ENGINES	U K			1	1	R U	MOTEURS DE VEH. AUTOM.
	GER		4		4	ALL	
	SWEDN	9		3	12	SUEDE	
<b>COMMODITY TOTAL</b>		9	4	4	17		<b>TOTAL DE MARCHANDISE</b>
SHIPS, AIRCRAFT, MIS. VEH	GER	9	4	4	17	ALL	NAVIRES, AVIONS, VEH. DIV
	SWEDN	4			4	SUEDE	
<b>COMMODITY TOTAL</b>		4		1	5		<b>TOTAL DE MARCHANDISE</b>
EQUIPMENT MISC.	GER	3			3	ALL	MATERIEL DIVERS
PERSONAL, HOUSEHOLD GOODS	GER	3	3		6	ALL	ART. PERS. ET MENAGERS
	SWEDN	6			6	SUEDE	
	OTHER			2	2	AUTRE	
<b>COMMODITY TOTAL</b>		6	3	10	19		<b>TOTAL DE MARCHANDISE</b>
CONTAINERS, CLOSURES	GER	6		1	7	ALL	CONTENEURS, FERMETURES
GENERAL CARGO	GER	6	1,182		1,188	ALL	MARCHANDISES DIVERSES
	SWEDN	4	663	16	683	SUEDE	

TABLE 2. CARGOES UNLOADED AT CANADIAN PORTS FROM FOREIGN COUNTRIES.

TABLAU 2. MARCHANDISES DECHARGÉES DANS LES PORTS CANADIENS EN PROVENANCE DE PAYS ÉTRANGERS.

COUNTRY OF ORIGIN AND KIND OF CARGO	REGISTRY OF VESSEL	ATLANTIC ATLANTIQUE	GREAT LAKES GRANDS LACS	PACIFIC PACIFIQUE	TOTAL TOTAL	IMMATIC. DU NAVIRE	PAYS D'ORIGINE ET MARCHANDISE
<b>FINLAND CONT.</b>							<b>FINLANDE SUITE</b>
COMMODITY TOTAL		10	1,845	16	1,871		TOTAL DE MARCHANDISE
CONTAINERIZED FREIGHT	U K			15	15	R U	FRET CONTENEURESE
	GER		20	9	29	ALL	
	SWEDN		41		41	SUEDE	
	OTHER			10	10	AUTRE	
COMMODITY TOTAL			61	34	95		TOTAL DE MARCHANDISE
COUNTRY/REGION TOTAL		17,464*	2,106*	377*	19,947*		TOTAL DE PAYS/REGION
<b>FRANCE-ATLANT.</b>							<b>FRANCE-ATLANT.</b>
CATTLE	U K	2			2	R U	BOVINS
SHELL FISH, NES	GER	3			3	ALL	MOLLUSQUES CRUST., NDA
	NETH			1	1	P-BAS	
COMMODITY TOTAL		3		1	4		TOTAL DE MARCHANDISE
BUTTER	GER			2	2	ALL	BEURRE
CHEESE	GER	4		16	20	ALL	FROMAGE
	NETH			5	5	P-BAS	
	OTHER	75	5	6	86	AUTRE	
COMMODITY TOTAL		79	5	27	111		TOTAL DE MARCHANDISE
BAKERY PROD. INC. FROZEN	GER			2	2	ALL	PROD. BOUL., PROD. CONG.
FRUIT PULP, PUREE	GER			5	5	ALL	PULPE DE FRUIT, PUREE
FRUIT, PRES. NOT CANNED	GER			18	18	ALL	CONS. FRUITS NON BOITE
	NETH			12	12	P-BAS	
	OTHER	14	17	9	40	AUTRE	
COMMODITY TOTAL		14	17	39	70		TOTAL DE MARCHANDISE
FRUITS, PREP. CANNED	GER			3	3	ALL	FRUITS PREP. EN BOITE
	NETH			4	4	P-BAS	
	OTHER	2		7	9	AUTRE	
COMMODITY TOTAL		2		14	16		TOTAL DE MARCHANDISE
NUTS, EXC. DIL NUTS NES	GER	5			5	ALL	NOIX, SAUF OLEAG. NDA
VEGETABLES, FRESH	GER			1	1	ALL	LEGUMES, FRAIS
VEGETABLE PREP. NES	GER			2	2	ALL	PREP. DE LEGUMES NDA
MCLASSES, CRUDE	NORW	9,525			9,525	NORV	MELASSE, BRUTE
SYRUP	GER			4	4	ALL	SIRDP
	NETH			2	2	P-BAS	
	OTHER			5	5	AUTRE	
COMMODITY TOTAL				11	11		TOTAL DE MARCHANDISE
COCCA AND CHOCOLATE	GER			5	5	ALL	CACAO ET CHOCOLAT
TEA	GER	32			32	ALL	THE
VINEGAR	GER	14		5	19	ALL	VINAIGRE
SAUSAGE SKINS, CASINGS	OTHER		33		33	AUTRE	BOYAUX A SAUCISSES
MISC. FOOD PREP. NES	GER	1	52	29	82	ALL	DIV. PREP. ALIM. NDA
	NETH			7	7	P-BAS	
	OTHER	74	82	9	165	AUTRE	
COMMODITY TOTAL		75	134	45	254		TOTAL DE MARCHANDISE
CCNC. COMPLETE FEEDS	OTHER	334	46		380	AUTRE	CONC., PROD. COMPLETES
NON-ALCOHOLIC BEVERAGE	OTHER	145		17	162	AUTRE	BOISSONS NON-ALCOOLIQ.
WINES	GER	85	3	100	188	ALL	VINS
	OTHER	852		62	914	AUTRE	
COMMODITY TOTAL		937	3	162	1,102		TOTAL DE MARCHANDISE
DIST. ALCOHOLIC BEV.	GER	91	104	544	739	ALL	BOISS. ALCOOL. DIST.
	NETH			173	173	P-BAS	
	SWEDN	6			6	SUEDE	
	OTHER	5		148	153	AUTRE	
COMMODITY TOTAL		102	104	865	1,071		TOTAL DE MARCHANDISE
CIGARETTES	GER	4			4	ALL	CIGARETTES
RAW HIDES AND SKINS	GER	7			7	ALL	PEAUX ET CUIRS BRUT
	OTHER	43	276		319	AUTRE	
COMMODITY TOTAL		50	276		326		TOTAL DE MARCHANDISE
RUBBER, ALLIED GUMS, NAT	NETH			1	1	P-BAS	CAOUTCHOUC GOMMES NAT.
	OTHER		64		64	AUTRE	
COMMODITY TOTAL			64	1	65		TOTAL DE MARCHANDISE
CRUCE VEG. PROD. NES	GER	6			6	ALL	PR. BRUTS ORIG. VEG. NDA
TEXTILE FIBRES NES	OTHER	22	11		33	AUTRE	FIBRES TEXTILES NDA
STONE, CRUDE NES	OTHER	5			5	AUTRE	PIERRE BRUTE NDA
WASTE AND SCRAP NES	GER			61	61	ALL	DECHETS ET REBUTS NDA
LEATHER	GER	2			2	ALL	CUIR
	OTHER		41		41	AUTRE	
COMMODITY TOTAL		2	41		43		TOTAL DE MARCHANDISE
RUBBER FAB. MATERIALS	OTHER		42		42	AUTRE	DEMI-PROD. CAOUTCHOUC
LUMBER AND TIMBER	OTHER	18			18	AUTRE	BOIS D'OEUVRE ET CHARP.
VENBER, PLYWOOD	GER		4		4	ALL	PLACAGES, CONTRE-PLAQ.
	OTHER	97			97	AUTRE	
COMMODITY TOTAL		97	4		101		TOTAL DE MARCHANDISE
WOOD FAB. MATERIALS	OTHER		7		7	AUTRE	DEMI-PRODUITS EN BOIS
PAPER NES	GER	8			8	ALL	PAPIER NDA
PAPERBOARD	OTHER	19	117		136	AUTRE	CARTON
BLDG. PAPER AND BOARD	GER		7		7	ALL	PLAQ. CONSTR., PAP./CART.
	OTHER	46			46	AUTRE	
COMMODITY TOTAL		46	7		53		TOTAL DE MARCHANDISE
WET MACHINE BOARD	GER	5			5	ALL	CARTON EN PATE PRESSE
	OTHER		55		55	AUTRE	
COMMODITY TOTAL		5	55		60		TOTAL DE MARCHANDISE
TEXTILE FAB. MTL NES	GER			1	1	ALL	OUVR. EN MAT. TEXT. NDA
	OTHER	120	23		143	AUTRE	
COMMODITY TOTAL		120	23	1	144		TOTAL DE MARCHANDISE



TABLE 2. CARGOES UNLOADED AT CANADIAN PORTS FROM FOREIGN COUNTRIES.

TABLEAU 2. MARCHANDISES DECHARGEES DANS LES PORTS CANADIENS EN PROVENANCE DE PAYS ETRANGERS.

COUNTRY OF ORIGIN AND KIND OF CARGO	REGISTRY OF VESSEL	ATLANTIC ATLANTIQUE	GREAT LAKES GRANDS LACS	PACIFIC PACIFIQUE	TOTAL TOTAL	IMMATIC. DU NAVIRE	PAYS D'ORIGINE ET MARCHANDISE
<b>FRANCE-ATLANT. CONT.</b>							<b>FRANCE-ATLANT. SUITE</b>
OILS,FATS,WAXES NES	GER	41			41	ALL	HUIL.MAT.GRAS.CIRE NDA
METALLIC SALTS	NORW		556		556	NORV	SELS MEILLIQUES
INORGANIC CHEMS. NES	GER	131			131	ALL	PROD.CHIM.INORG.NDA
	OTHER	7	10		17	AUTRE	
<b>COMMODITY TOTAL</b>		<b>138</b>	<b>10</b>		<b>148</b>		<b>TOTAL DE MARCHANDISE</b>
ORGANIC CHEMICALS NES	GER	24	5		29	ALL	PROD.CHIM.ORGAN.NDA
	NORW	2,000			2,000	NORV	
	OTHER	640			640	AUTRE	
<b>COMMODITY TOTAL</b>		<b>2,664</b>	<b>5</b>		<b>2,669</b>		<b>TOTAL DE MARCHANDISE</b>
FERTILIZERS NES	OTHER		23		23	AUTRE	ENGRAIS CHIMIQUE NDA
SYNTHETIC RUBBER	OTHER		8		8	AUTRE	CAOUTCHOUC SYNTHETIQUE
PLASTIC MATERIALS	OTHER	8			8	AUTRE	MATIERES PLASTIQUES
DYESTUFF,PIGMENT,PAINT	GER	1			1	ALL	MAT.COLOR.PIG.PEINTURE
	OTHER		6		6	AUTRE	
<b>COMMODITY TOTAL</b>		<b>1</b>	<b>6</b>		<b>7</b>		<b>TOTAL DE MARCHANDISE</b>
LUBRICATING OIL,GREASE	OTHER		25		25	AUTRE	HUILE,GRASSE LUBRIF.
COAL TAR,PITCH	GER					ALL	GOUDRON,BRAI DE BOUIL.
PETROL,COAL PRD.NES	NETH			1,137	1,137	P.BAS	DERIVE PETR.CHARB.NDA
	OTHER	8		4	4	AUTRE	
<b>COMMODITY TOTAL</b>		<b>8</b>		<b>4</b>	<b>12</b>		<b>TOTAL DE MARCHANDISE</b>
FERRO-ALLOYS	GER	2,781			2,781	ALL	FERRO-ALLIAGES
PRIMARY IRON,STEEL NES	GER	5	43		48	ALL	FER,ACIER PRIMAIR.NDA
	GREEK		2		2	GREQC	
	OTHER		63		63	AUTRE	
<b>COMMODITY TOTAL</b>		<b>5</b>	<b>65</b>		<b>70</b>		<b>TOTAL DE MARCHANDISE</b>
BARS AND RODS,STEEL	ITALY		6,359		6,359	ITAL	BARRES ET TIGES ACIER
	SWEDN	1			1	SUEDE	
	LIBER	24,387	4,572		28,959	LIBER	
	OTHER	7,323	5,519		12,842	AUTRE	
<b>COMMODITY TOTAL</b>		<b>31,711</b>	<b>16,450</b>		<b>48,161</b>		<b>TOTAL DE MARCHANDISE</b>
PLATE & SHEET STEEL	GER	10	99		109	ALL	TOLES,FEUILLES DACIER
	SWEDN		28		28	SUEDE	
	LIBER	14	166		180	LIBER	
	OTHER	447	199		646	AUTRE	
<b>COMMODITY TOTAL</b>		<b>471</b>	<b>492</b>		<b>963</b>		<b>TOTAL DE MARCHANDISE</b>
STRUCTURAL SHAPES	GER		40	5	45	ALL	PROFILES DE CONSTRUCT.
	LIBER	6,724			6,724	LIBER	
	OTHER	211	37		248	AUTRE	
<b>COMMODITY TOTAL</b>		<b>6,935</b>	<b>77</b>	<b>5</b>	<b>7,017</b>		<b>TOTAL DE MARCHANDISE</b>
PIPES,TUBES:IRON,STEEL	GER	33			33	ALL	TUYAUX,TUBES:FER,ACIER
PIPE	GER	47			47	ALL	FTL METALLIQUE
	OTHER	35			35	AUTRE	
<b>COMMODITY TOTAL</b>		<b>82</b>			<b>82</b>		<b>TOTAL DE MARCHANDISE</b>
ALUMINUM	GER	72	211		283	ALL	ALUMINIUM
	OTHER	301	313		614	AUTRE	
<b>COMMODITY TOTAL</b>		<b>373</b>	<b>524</b>		<b>897</b>		<b>TOTAL DE MARCHANDISE</b>
METAL FAB.BASIC PRD.	GER	42		6	48	ALL	OUVR.DE BASE EN METAL
	OTHER	217	35		252	AUTRE	
<b>COMMODITY TOTAL</b>		<b>259</b>	<b>35</b>	<b>6</b>	<b>300</b>		<b>TOTAL DE MARCHANDISE</b>
GLASS BASIC PRODUCTS	U K				80	R U	OUVR.DE BASE EN VERRER
	GER				297	ALL	
	NETH				160	P.BAS	
	OTHER	949	203		46	AUTRE	
<b>COMMODITY TOTAL</b>		<b>949</b>	<b>203</b>	<b>583</b>	<b>1,735</b>		<b>TOTAL DE MARCHANDISE</b>
NON-MET.MIN.BASIC PRD	GER				49	ALL	PROD.MIN.NON-MET.BASE
MISG.FABRICATED PRD.	OTHER		41		41	AUTRE	OUVRAGES DIVERS
TRACTORS	GER			22	22	ALL	TRACTEURS
MACHINERY NES	U K	1			1	R U	MACHINES NDA
	GER	2,133	33	3,399	5,565	ALL	
	GREEK		50		50	GREQC	
	NETH	17		101	118	P.BAS	
	SWEDN	967			967	SUEDE	
	OTHER	1,117	585	15	1,717	AUTRE	
<b>COMMODITY TOTAL</b>		<b>4,235</b>	<b>668</b>	<b>3,515</b>	<b>8,418</b>		<b>TOTAL DE MARCHANDISE</b>
PASS.AUTOS AND CHASSIS	U K	2			3	R U	VOITURES PART.,CHASSIS
	GER				5	ALL	
	NETH	26		72	98	P.BAS	
	NORW	500			500	NORV	
	SWEDN	274			274	SUEDE	
	LIBER	446			446	LIBER	
	JAPAN	379			379	JAPON	
	OTHER	265		23	288	AUTRE	
<b>COMMODITY TOTAL</b>		<b>1,892</b>		<b>101</b>	<b>1,993</b>		<b>TOTAL DE MARCHANDISE</b>
MOTOR VEHICLE ENGINES	GER				82	ALL	MOTEURS DE VEH.AUTOM.
	SWEDN	79			79	SUEDE	
	OTHER		30		32	AUTRE	
<b>COMMODITY TOTAL</b>		<b>79</b>	<b>30</b>	<b>84</b>	<b>193</b>		<b>TOTAL DE MARCHANDISE</b>
ROAD MOTOR VEH. NES	GER	4		44	48	ALL	VEH.AUTOM.ROUTIERS NDA
	SWEDN	35			35	SUEDE	
	OTHER	18			18	AUTRE	
<b>COMMODITY TOTAL</b>		<b>57</b>		<b>44</b>	<b>101</b>		<b>TOTAL DE MARCHANDISE</b>
SHIPS,AIRCRAFT,MIS.VEH	GER	1,624	48	265	1,937	ALL	NAVIRES,AVIONS,VEH.DIV
	NETH			15	15	P.BAS	
	OTHER			44	44	AUTRE	
<b>COMMODITY TOTAL</b>		<b>1,624</b>	<b>48</b>	<b>324</b>	<b>1,996</b>		<b>TOTAL DE MARCHANDISE</b>

TABLE 2. CARGOES UNLOADED AT CANADIAN PORTS FROM FOREIGN COUNTRIES.

TABLEAU 2. MARCHANDISES DECHARGEES DANS LES PORTS CANADIENS EN PROVENANCE DE PAYS ETRANGERS.

COUNTRY OF ORIGIN AND KIND OF CARGO	REGISTRY OF VESSEL	ATLANTIC ATLANTIQUE	GREAT LAKES GRANDS LACS	PACIFIC PACIFIQUE	TOTAL TOTAL	IMMATIC. DU NAVIRE	PAYS D'ORIGINE ET MARCHANDISE
<b>FRANCE-ATLANT. CONT. SUITE</b>							
RUBBER TIRES AND TUBES	GER	10		245	255	ALL	PNEUS, CHAMBRES A AIR
	GREEK		17		17	GRECQ	
	NETH			124	124	P.BAS	
	OTHER	554	58	112	724	AUTRE	
<b>COMMODITY TOTAL</b>		<b>564</b>	<b>75</b>	<b>481</b>	<b>1,120</b>		<b>TOTAL DE MARCHANDISE</b>
EQUIPMENT MISC.	GER	60	22	46	128	ALL	MATERIEL DIVERS
	NETH			10	10	P.BAS	
	OTHER	451	98	130	679	AUTRE	
<b>COMMODITY TOTAL</b>		<b>511</b>	<b>120</b>	<b>186</b>	<b>817</b>		<b>TOTAL DE MARCHANDISE</b>
PERSONAL,HOUSEHOLD GOODS	GER	9	3	9	21	ALL	ART.PERS.ET MENAGERS
	GREEK		19		19	GRECQ	
	SWEDN		1		1	SUEDE	
	OTHER	318	120	4	442	AUTRE	
<b>COMMODITY TOTAL</b>		<b>327</b>	<b>143</b>	<b>13</b>	<b>483</b>		<b>TOTAL DE MARCHANDISE</b>
CONTAINERS,CLOSURES	OTHER	16			16	AUTRE	CONTENEURS,FERMETURES
MISC. END PRODUCTS NES	GER	42	5	1	48	ALL	PRCDITS FINIS DIV.NDA
	NETH			1	1	P.BAS	
	OTHER	807	116	81	1,004	AUTRE	
<b>COMMODITY TOTAL</b>		<b>849</b>	<b>121</b>	<b>83</b>	<b>1,053</b>		<b>TOTAL DE MARCHANDISE</b>
GENERAL CARGO	GER	493	66	16	575	ALL	MARCHANDISES DIVERSES
	GREEK		22		22	GRECQ	
	NETH			6	6	P.BAS	
	SWEDN		1		1	SUEDE	
	LIBER		5		5	LIBER	
	OTHER	32	92	3	37	AUTRE	
<b>COMMODITY TOTAL</b>		<b>1,764</b>	<b>208</b>	<b>25</b>	<b>2,000</b>		<b>TOTAL DE MARCHANDISE</b>
CONTAINERIZED FREIGHT	GER	1,463	2,833	52	4,348	ALL	FRET CONTENEURESE
	NETH	397			397	P.BAS	
	SWEDN	3,285			3,285	SUEDE	
	LIBER		40		40	LIBER	
	OTHER	4,308	1,603	19	5,930	AUTRE	
<b>COMMODITY TOTAL</b>		<b>9,453</b>	<b>4,476</b>	<b>71</b>	<b>14,000</b>		<b>TOTAL DE MARCHANDISE</b>
<b>COUNTRY/REGION TOTAL</b>		<b>80,026*</b>	<b>25,419*</b>	<b>7,999*</b>	<b>113,444*</b>		<b>TOTAL DE PAYS/REGION</b>
<b>FRANCE-MEDITER</b>							
FISH,FRESH OR FROZEN	GREEK	3			3	GRECQ	POISSON,FRAIS OU CONG.
FRESH FRUITS,BERRIES	GREEK	38		22	60	GRECQ	FRUITS, BATES FRAIS
	ITALY			21	21	ITAL	
	OTHER		20		20	AUTRE	
<b>COMMODITY TOTAL</b>		<b>38</b>	<b>20</b>	<b>43</b>	<b>101</b>		<b>TOTAL DE MARCHANDISE</b>
DRIED FRUITS	ITALY			8	8	ITAL	FRUITS SECS
FRUIT,PRES. NOT CANNED	GREEK	2			2	GRECQ	CONS. FRUITS NON BOUTE
	PANAM		7		7	PANAM	
	OTHER		29		29	AUTRE	
<b>COMMODITY TOTAL</b>		<b>2</b>	<b>36</b>		<b>38</b>		<b>TOTAL DE MARCHANDISE</b>
FRUITS, PREP. CANNED	ITALY	4		1	5	ITAL	FRUITS PREP. EN BOITE
VEGETABLES, FRESH	ITALY			2	2	ITAL	LEGUMES, FRAIS
MCLASSES, REFINED	ITALY			3	3	ITAL	MELASSE,RAFFINEE
SPICES	ITALY			4	4	ITAL	EPICES
	LIBER			9	9	LIBER	
	OTHER		4		4	AUTRE	
<b>COMMODITY TOTAL</b>		<b>4</b>	<b>4</b>	<b>13</b>	<b>17</b>		<b>TOTAL DE MARCHANDISE</b>
MISO,FOOD PREP.NES	ITALY	29			29	ITAL	DIV.PREP.ALIM.NDA
	LIBER	10			10	LIBER	
	PANAM		20		20	PANAM	
	OTHER	11	1		12	AUTRE	
<b>COMMODITY TOTAL</b>		<b>50</b>	<b>21</b>		<b>71</b>		<b>TOTAL DE MARCHANDISE</b>
WINES	ITALY	29	2	93	124	ITAL	VINS
	LIBER			61	61	LIBER	
	OTHER			20	20	AUTRE	
<b>COMMODITY TOTAL</b>		<b>29</b>	<b>2</b>	<b>174</b>	<b>205</b>		<b>TOTAL DE MARCHANDISE</b>
FERM.ALCOHOLIC BEV.	ITALY			12	12	ITAL	BOISS.ALCOOL.FERME.
DIST.ALCOHOLIC BEV.	GREEK	7		17	24	GRECQ	BOISS.ALCOOL.DIST.
	ITALY	1		132	133	ITAL	
	LIBER			71	71	LIBER	
<b>COMMODITY TOTAL</b>		<b>8</b>		<b>220</b>	<b>228</b>		<b>TOTAL DE MARCHANDISE</b>
WOOD FAB.MATERIALS	LIBER			4	4	LIBER	DEMI-PRODUITS EN BOIS
PAPER NES	PANAM		2		2	PANAM	PAPIER NDA
VEG.OILS,FATS NES	ITALY			1	1	ITAL	HUIL.MAT.GRAS.VEG.NDA
	PANAM		6		6	PANAM	
<b>COMMODITY TOTAL</b>		<b>6</b>	<b>1</b>	<b>5</b>	<b>7</b>		<b>TOTAL DE MARCHANDISE</b>
METALLIC SALTS	ITALY			26	26	ITAL	SELS METALLIQUES
	OTHER			28	28	AUTRE	
<b>COMMODITY TOTAL</b>				<b>54</b>	<b>54</b>		<b>TOTAL DE MARCHANDISE</b>
INORGANIC CHEMS. NES	OTHER	160	21		181	AUTRE	PROD.CHEM.INORG.NDA
ORGANIC CHEMICALS NES	GREEK	62			62	GRECQ	PROD.CHEM.ORGAN.NDA
	ITALY	114			114	ITAL	
	LIBER	1			1	LIBER	
	PANAM		91		91	PANAM	
<b>COMMODITY TOTAL</b>		<b>177</b>	<b>91</b>		<b>268</b>		<b>TOTAL DE MARCHANDISE</b>
EXPLCS., FUSES, CAPS	OTHER	7			7	AUTRE	EXPLOS.,AMORGES, DET.
PLASTIC MATERIALS	OTHER	68			68	AUTRE	MATIERES PLASTIQUES
DYE,STUFF,PIGMENT,PAINT	LIBER	114			114	LIBER	MAT.COLOR.PIG. PEINTURE
WARE AND GOOD-STEEL	ITALY			13	13	ITAL	SABRES ET TIGES ACIER

TABLE 2. CARGOES UNLOADED AT CANADIAN PORTS FROM FOREIGN COUNTRIES.

TABLEAU 2. MARCHANDISES DECHARGEES DANS LES PORTS CANADIENS EN PROVENANCE DE PAYS ETRANGERS.

COUNTRY OF ORIGIN AND KIND OF CARGO	REGISTRY OF VESSEL	ATLANTIC ATLANTIQUE	GREAT LAKES GRANDS LACS	PACIFIC PACIFIQUE	TOTAL TOTAL	IMMATIC. DU NAVIRE	PAYS D'ORIGINE ET MARCHANDISE
FRANCE-MEDITER CONT.							FRANCE-MEDITER SUITE
COMMODITY TOTAL	PANAM		5,441		5,441	PANAM	TOTAL DE MARCHANDISE
PLATE & SHEET STEEL	ITALY		5,441	15	5,456	ITAL	TOLES, FEUILLES D'ACIER
STRUCTURAL SHAPES	OTHER			32	32	AUTRE	PROFILES DE CONSTRUCT.
NON-FERROUS METALS NES	ITALY		16		16	ITAL	METEAUX NON-FERREUX NDA
METAL FAB. BASIC PROD.	ITALY			218	218	ITAL	DOVR. DE BASE EN METAL
	OTHER	11		1	12	AUTRE	
		7			7		
COMMODITY TOTAL		18		1	19		TOTAL DE MARCHANDISE
GLASS BASIC PRODUCTS	GREEK	29			29	GRECQ	OUVR. DE BASL EN VERRE
	OTHER	85			85	AUTRE	
COMMODITY TOTAL		114			114		TOTAL DE MARCHANDISE
MISC. FABRICATED PROD.	OTHER			18	18	AUTRE	OUVRAGES DIVERS
MACHINERY NES	GREEK	7			7	GRECQ	MACHINES NDA
	ITALY	55		343	398	ITAL	
	LIBER	5			5	LIBER	
	PANAM		11		11	PANAM	
	OTHER	64	2		66	AUTRE	
COMMODITY TOTAL		131	13	343	487		TOTAL DE MARCHANDISE
SHIPS, AIRCRAFT, MIS. VEH	ITALY			92	92	ITAL	NAVIRES, AVIONS, VEH. DIV
	LIBER			39	39	LIBER	
COMMODITY TOTAL				131	131		TOTAL DE MARCHANDISE
EQUIPMENT MISC.	GREEK	2			2	GRECQ	MATERIEL DIVERS
PERSONAL, HOUSEHOLD GOODS	ITALY	12	2	29	43	ITAL	ART. PERS. ET MENAGERS
	LIBER	1		2	3	LIBER	
	PANAM		2		2	PANAM	
	OTHER	47	3	5	55	AUTRE	
COMMODITY TOTAL		60	7	36	103		TOTAL DE MARCHANDISE
CONTAINERS, CLOSURES	OTHER		4		4	AUTRE	CONTENEURS, FERMETURES
MISC. END PRODUCTS NES	ITALY			1	1	ITAL	PRODUITS FINIS DIV. NDA
	OTHER	19	5	1	25	AUTRE	
COMMODITY TOTAL		19	5	2	26		TOTAL DE MARCHANDISE
GENERAL CARGO	GER	2			2	ALL	MARCHANDISES DIVERSES
	GREEK	11	75		86	GRECQ	
	ITALY	28	40	17	85	ITAL	
	PANAM		7		7	PANAM	
	OTHER	459	4		463	AUTRE	
COMMODITY TOTAL		500	126	17	643		TOTAL DE MARCHANDISE
CONTAINERIZED FREIGHT	DENMK	291			291	DANMK	FRET CONTENEURESE
	GER	1,973			1,973	ALL	
	GREEK		18		18	GRECQ	
	ITALY	1,018			1,018	ITAL	
	OTHER	938	76		1,014	AUTRE	
COMMODITY TOTAL		4,220	94		4,314		TOTAL DE MARCHANDISE
COUNTRY/REGION TOTAL		5,724*	5,909*	1,348*	12,981*		TOTAL DE PAYS/REGION
GERMANY WEST							ALLEMAGNE, R F
CATTLE	GER	40			40	ALL	BOVINS
MEAT, FRESH OR FROZEN	GER	116			116	ALL	VIANDE, FRAICHE / CONG.
	OTHER	96			96	AUTRE	
COMMODITY TOTAL		212			212		TOTAL DE MARCHANDISE
MEAT AND MEAT PREP. NES	GER	45			45	ALL	VIANDES ET PREP. NDA
FISH, FRESH OR FROZEN	GER	368		7	375	ALL	POISSON, FRAIS OU CONG.
	NETH			1	1	P. BAS	
	OTHER	130			130	AUTRE	
COMMODITY TOTAL		498		8	506		TOTAL DE MARCHANDISE
FISH, SALTED OR CURED	GER	19		2	21	ALL	POISSON, SALE OU FUME
	NETH			1	1	P. BAS	
COMMODITY TOTAL		19		3	22		TOTAL DE MARCHANDISE
FISH, CANNED	U K			3	3	R U	POISSON EN BOITES
	GER	2	7	9	18	ALL	
	NETH			2	2	P. BAS	
COMMODITY TOTAL		2	7	14	23		TOTAL DE MARCHANDISE
SHELL FISH, NES	GER	2		10	12	ALL	MOLLUSQUES CRUST., NDA
BUTTER	GER			20	20	ALL	BEURRE
	NETH			55	55	P. BAS	
COMMODITY TOTAL				75	75		TOTAL DE MARCHANDISE
CHEESE	GER	999	1	191	1,191	ALL	FROMAGE
	NETH			68	68	P. BAS	
	SWEDN			1	1	SUEDE	
	OTHER		14	159	200	AUTRE	
COMMODITY TOTAL		1,026	15	419	1,460		TOTAL DE MARCHANDISE
DAIRY PROD., EGGS, HONEY	GER	286		1	287	ALL	PROD. LAIT., OEUFS, MIEL
	NETH			4	4	P. BAS	
COMMODITY TOTAL		286		5	291		TOTAL DE MARCHANDISE
OATS	GER			3	3	ALL	AVoine
BAKERY PROD., INC., FROZEN	GER			4	4	ALL	PROD. BOUL., PROD. CONG.
	NETH			17	17	P. BAS	
	OTHER			2	2	AUTRE	
COMMODITY TOTAL				23	23		TOTAL DE MARCHANDISE
FRESH FRUITS, BERRIES	GER			10	10	ALL	FRUITS, BAIES FRAIS
FROZEN FRUITS, BERRIES	GER			43	43	ALL	FRUITS, BAIES CONGELES
DRIED FRUITS	GER	17			17	ALL	FRUITS SECS
FRUIT JUICES	GER	10			10	ALL	JUS DE FRUIT
FRUIT PULP, PUREE	GER	67			67	ALL	PULPE DE FRUIT, PUREE

TABLE 2. CARGOES UNLOADED AT CANADIAN PORTS FROM FOREIGN COUNTRIES.

TABLEAU 2. MARCHANDISES DECHARGEES DANS LES PORTS CANADIENS EN PROVENANCE DE PAYS ETRANGERS.

COUNTRY OF ORIGIN AND KIND OF CARGO	REGISTRY OF VESSEL	ATLANTIC ATLANTIQUE	GREAT LAKES GRANDS LACS	PACIFIC PACIFIQUE	TOTAL TOTAL	IMMATIC. DU NAVIRE	PAYS D'ORIGINE ET MARCHANDISE
GERMANY WEST CONT.		ALLEMAGNE, R F SUITE					
COMMODITY TOTAL	OTHER		321		321	AUTRE	TOTAL DE MARCHANDISE
FRUIT, PRES. NOT CANNED	GER	67	321		388	ALL	CONS. FRUITS NON BOITE
	NETH	9		17	26	P.BAS	
COMMODITY TOTAL	GER	9		19	28	ALL	TOTAL DE MARCHANDISE
FRUITS, PREP. CANNED	OTHER	31			31	AUTRE	FRUITS PREP. EN BOITE
NUTS, EXC. OIL NUTS NES	GER		20		20	ALL	NOIX, SAUF CLEAG. NDA
VEGETABLES, FRESH	SWEDN			2	2	SUEDE	LEGUMES, FRAIS
VEGETABLES, FROZEN	GER	1			1	ALL	LEGUMES, CONGELES
VEGETABLE PREP. NES	GER	77	8	20	105	ALL	PREP. DE LEGUMES NDA
SYRLP	GER			2	2	ALL	STROP.
SUGAR PREPARATIONS	GER	464	18	32	514	ALL	PREP. A BASE DE SUCRE
	NETH			27	27	P.BAS	
	OTHER		6		6	AUTRE	
COMMODITY TOTAL	GER	464	24	59	547	ALL	TOTAL DE MARCHANDISE
CCCCA AND CHOCOLATE	NETH	10		3	13	P.BAS	CACAO ET CHOCOLAT
	OTHER	171	106	1	277	AUTRE	
COMMODITY TOTAL	GER	181	106	4	291	ALL	TOTAL DE MARCHANDISE
TEA	GER	240		19	259	ALL	THE
SPICES	GER	4		5	9	ALL	EPICES
	NETH			4	4	P.BAS	
	OTHER	13			13	AUTRE	
COMMODITY TOTAL	GER	17		9	26	ALL	TOTAL DE MARCHANDISE
SAUSAGE SKINS, CASINGS	GER		7		7	ALL	BOYAUX A SAUCISSES
MISC. FOOD PREP. NES	GER	289	640	174	1,103	ALL	DIV. PREP. ALIM. NDA
	NETH			11	11	P.BAS	
	SWEDN			116	116	SUEDE	
	OTHER	80	65	2	147	AUTRE	
COMMODITY TOTAL	GER	369	705	303	1,377	ALL	TOTAL DE MARCHANDISE
NON-ALCOHOLIC BEVERAGE	OTHER			7	7	ALL	BOISSONS NON-ALCOOLIQ.
	OTHER			3	3	AUTRE	
COMMODITY TOTAL	GER			10	10	ALL	TOTAL DE MARCHANDISE
ALE, BEER, STOUT, PORTER	NETH	106		97	203	ALL	ALE, BIERE, STOUT, PORTER
	OTHER			32	32	P.BAS	
	OTHER			8	8	AUTRE	
COMMODITY TOTAL	GER	106		137	243	ALL	TOTAL DE MARCHANDISE
WINES	OTHER	52		212	264	ALL	VINS
	OTHER	27		28	55	AUTRE	
COMMODITY TOTAL	GER	79		240	319	ALL	TOTAL DE MARCHANDISE
DIST. ALCOHOLIC BEV.	GER	157	1,793	613	2,563	ALL	BOISS. ALCOOL. DIST.
	NETH			77	77	P.BAS	
	OTHER	9	7		16	AUTRE	
COMMODITY TOTAL	GER	166	1,800	690	2,656	ALL	TOTAL DE MARCHANDISE
RAW HIDES AND SKINS	GER	8			8	ALL	PEAUX ET CUIRS BRUT
CRUDE ANIMAL PROD. NES	GER	13			13	ALL	PR. BRUTS ORIG. ANIM. NDA
SEEDS FOR SOWING NES	GER	8		15	23	ALL	GRAINES DE SEMENCE NDA
	NETH			25	25	P.BAS	
COMMODITY TOTAL	GER	8		40	48	ALL	TOTAL DE MARCHANDISE
OIL SEEDS, NUTS NES	OTHER			34	34	AUTRE	GRAINES, NOIX OLEAG. NDA
NURSERY, GREENHOUSE STOCK	GER	2			2	ALL	PROD. PEPINIERE, SERRE
RUBBER, ALLIED GUMS, NAT	GER	45			45	ALL	CADUTCHOU GOMMES NAT.
CRUDE VEG. PROD. NES	GER	21			21	ALL	PR. BRUTS ORIG. VEG. NOA
TEXTILE FIBRES NES	GER	235	15	109	359	ALL	FIBRES TEXTILES NOA
	SWEDN	29			29	SUEDE	
	OTHER	159	19	16	194	AUTRE	
COMMODITY TOTAL	GER	423	34	125	582	ALL	TOTAL DE MARCHANDISE
CLAY MATERIALS NES	GER			4	4	ALL	MATIERES ARGIL. NDA
STONE, CRUDE NES	GER	8			8	ALL	PIERRE BRUTE NDA
CRUDE NON-MET. MIN. NES	GER	16			16	ALL	MIN. NON-MET. BRUTS NDA
COTTON, TEXTILE WASTE	NETH		17		17	P.BAS	DECHETS DE COTON, TEXT.
	OTHER		99		99	AUTRE	
COMMODITY TOTAL	GER	3	116		116	ALL	TOTAL DE MARCHANDISE
WASTE AND SCRAP NES	OTHER		33		33	AUTRE	DECHETS ET REBUTS NOA
COMMODITY TOTAL	U K	3	33		36	R U	TOTAL DE MARCHANDISE
LEATHER	GER			1	1	ALL	CUIR
	GER			2	2	ALL	
COMMODITY TOTAL	GER			3	3	ALL	TOTAL DE MARCHANDISE
RUBBER FAB. MATERIALS	GER	23	3		26	ALL	DEMI-PROD. CADUTCHOU
	NETH			13	13	P.BAS	
	OTHER		4	1	5	AUTRE	
COMMODITY TOTAL	GER	23	7	14	44	ALL	TOTAL DE MARCHANDISE
LUMBER AND TIMBER	OTHER	61			61	ALL	BOIS DOEUVRE ET CHARP.
	OTHER	1			1	AUTRE	
COMMODITY TOTAL	GER	62		1	62	ALL	TOTAL DE MARCHANDISE
VENEER, PLYWOOD	OTHER	83			84	ALL	PLACAGES, CONTRE-PLAC.
	OTHER	2	44		46	AUTRE	
COMMODITY TOTAL	GER	85	44	1	130	ALL	TOTAL DE MARCHANDISE
WOOD FAB. MATERIALS	NETH	7		20	27	P.BAS	DEMI-PRODUITS EN BOIS
	OTHER		79	37	79	AUTRE	
COMMODITY TOTAL		7	79	57	143		TOTAL DE MARCHANDISE

TABLE 2. CARGES UNLOADED AT CANADIAN PORTS FROM FOREIGN COUNTRIES.

TABLERAU 2. MARCHANDISES DECHARGÉES DANS LES PORTS CANADIENS EN PROVENANCE DE PAYS ÉTRANGERS.

COUNTRY OF ORIGIN AND KIND OF CARGO	REGISTRY OF VESSEL	ATLANTIC ATLANTIQUE	GREAT LAKES GRANDS LACS	PACIFIC PACIFIQUE	TOTAL TOTAL	IMMATIC. OU NAVIRE	PAYS D'ORIGINE ET MARCHANDISE
GERMANY WEST CONT.							
PULP	GER	10			10	ALL	ALLEMAGNE, R F SUITE
PAPER NES	OTHER		16	341	357	AUTRE	PATE
PAPERBOARD	GER			14	14	ALL	PAPIER NDA
	OTHER	274		6	280	AUTRE	CARTON
COMMODITY TOTAL		274		20	294		TOTAL DE MARCHANDISE
BLDG.PAPER AND BOARD	GER	9			9	ALL	PLAQ.CONSTR.,PAP/CART.
	OTHER	30			30	AUTRE	
COMMODITY TOTAL		39			39		TOTAL DE MARCHANDISE
WET MACHINE BOARD	GER	20			20	ALL	CARTON EN PATE PRESSE
	OTHER		1		1	AUTRE	
COMMODITY TOTAL		20	1		21		TOTAL DE MARCHANDISE
CORDAGE,TWINE,ROPE	GER	70		24	94	ALL	CORDAGE,FICELLE,CORDE
TEXTILE FAB.MTL NES	GER	4,092	273	43	4,408	ALL	OUVR.EN MAT.TEXT.NDA
	NETH		3	26	29	P.BAS	
	OTHER	644	67	21	732	AUTRE	
COMMODITY TOTAL		4,736	343	90	5,169		TOTAL DE MARCHANDISE
OILS,FATS,WAXES NES	GER	40	12	1	53	ALL	HUIL.MAT.GRAS.CIRE NDA
	OTHER	14	12		26	AUTRE	
COMMODITY TOTAL		54	24	1	79		TOTAL DE MARCHANDISE
METALLIC SALTS	GER		96		96	ALL	SELS METALLIQUES
INORGANIC CHEMS. NES	GER	165	327	150	642	ALL	PROD.CHIM.INORG.NDA
	OTHER	63	144	17	224	AUTRE	
COMMODITY TOTAL		228	471	167	866		TOTAL DE MARCHANDISE
ORGANIC CHEMICALS NES	U K		39		39	R U	PROD.CHIM.ORGAN.NDA
	GER	1,253	887	120	2,260	ALL	
	OTHER	511	407	46	964	AUTRE	
COMMODITY TOTAL		1,764	1,294	205	3,263		TOTAL DE MARCHANDISE
EXPLOS., FUSES, CAPS	GER	901			901	ALL	EXPLOS.,AMORCES, DET.
FERTILIZERS NES	GER		5		5	ALL	ENGRAIS CHIMIQUE NDA
AGRICULTURAL CHEMICALS	GER	112			112	ALL	PROD.CHIM.AGRICOLES
	OTHER		33		33	AUTRE	
COMMODITY TOTAL		112	33		145		TOTAL DE MARCHANDISE
SYNTHETIC RUBBER	GER	34	2	5	41	ALL	CACOUTCHUC SYNTHETIQUE
PLASTIC MATERIALS	GER	83	87	70	240	ALL	MATIERES PLASTIQUES
	NETH			63	63	P.BAS	
	SWEDN	11			11	SUEDE	
	OTHER	109	38	11	158	AUTRE	
COMMODITY TOTAL		203	125	144	472		TOTAL DE MARCHANDISE
GLAZED STUFF, PIGMENT, PAINT	GER	98	7	11	116	ALL	MAT.COLOR.PIG.PEINTURE
	NETH			2	2	P.BAS	
	SWEDN			22	22	SUEDE	
	OTHER	6	120	4	130	AUTRE	
COMMODITY TOTAL		104	127	39	270		TOTAL DE MARCHANDISE
IMP.SPECIALTIES NES	GER	21		1	22	ALL	PROD.CHIM.SPECIALS NDA
COKE	U K	10,478			10,478	R U	COKE
	NORW	51,182			51,182	NORV	
	LIBER	14,096			14,096	LIBER	
	OTHER	15,432			15,432	AUTRE	
COMMODITY TOTAL		91,188			91,188		TOTAL DE MARCHANDISE
CCAL TAR,PITCH	GER	25	6	4,999	5,030	ALL	GOUDRON,BRAI DE BUIL.
	NORW			5,182	5,182	NORV	
	OTHER			5,800	5,800	AUTRE	
COMMODITY TOTAL		25	6	15,981	16,012		TOTAL DE MARCHANDISE
PRIMARY IRON,STEEL NES	GER	2,358	669	1,474	4,501	ALL	FER,ACIER PRIMAIR.NDA
	OTHER		67		67	AUTRE	
COMMODITY TOTAL		2,358	727	1,450	4,535		TOTAL DE MARCHANDISE
CASTINGS,FORGINGS	GER	26		3	29	ALL	MOUL.PIECES FORGEES
	OTHER	10			10	AUTRE	
COMMODITY TOTAL		36		3	39		TOTAL DE MARCHANDISE
BARNS AND RODS,STEEL	GER	387	17	2,844	3,248	ALL	BARRES ET TIGES ACIER
	ITALY	16			16	ITAL	
	NETH	199			199	P.BAS	
	OTHER	34	126	2	162	AUTRE	
COMMODITY TOTAL		636	143	2,846	3,625		TOTAL DE MARCHANDISE
PLATE & SHEET STEEL	GER	426	155	1,365	1,946	ALL	TOLES,FEUILLES DACIER
	GREEK		1,720		1,720	GREQ	
	ITALY	181			181	ITAL	
	NETH			89	89	P.BAS	
	NORW			1,201	1,201	NORV	
	LIBER		4,763		4,763	LIBER	
	PANAM		2,135		2,135	PANAM	
	OTHER	2,445	2,136		4,581	AUTRE	
COMMODITY TOTAL		3,052	10,909	2,655	16,616		TOTAL DE MARCHANDISE
STRUCTURAL SHAPES	GER	1,925	240	3,542	5,707	ALL	PROFILES DE CONSTRUCT.
	NETH	19		375	394	P.BAS	
	OTHER	79	543	20	642	AUTRE	
COMMODITY TOTAL		2,023	783	3,937	6,743		TOTAL DE MARCHANDISE
RAILS & TRACK MATERIAL	GER	3			3	ALL	RAILS,MAT.VOIE FERREE
PIPES,TUBES:IRON,STEEL	GER	316	4	538	858	ALL	TUYAUX,TUBES:FER,ACIER
	ITALY	40			40	ITAL	
	NETH			454	454	P.BAS	
	OTHER	260	190	4	454	AUTRE	
COMMODITY TOTAL		616	194	996	1,806		TOTAL DE MARCHANDISE
WIRE	GER	486	2	3	491	ALL	FIL METALLIQUE
	OTHER	54	508	83	645	AUTRE	
COMMODITY TOTAL		540	510	86	1,136		TOTAL DE MARCHANDISE

TABLE 2. CARGOES UNLOADED AT CANADIAN PORTS FROM FOREIGN COUNTRIES.

TABLEAU 2. MARCHANDISES DECHARGEES DANS LES PORTS CANADIENS EN PROVENANCE DE PAYS ETRANGERS.

COUNTRY OF ORIGIN AND KIND OF CARGO	REGISTRY OF VESSEL	ATLANTIC ATLANTIQUE	GREAT LAKES GRANDS LACS	PACIFIC PACIFIQUE	TOTAL TOTAL	IMMATIC. DU NAVIRE	PAYS D'ORIGINE ET MARCHANDISE
GERMANY WEST CONT. ALUMINUM	GER OTHER	163 271	14	2	179 271	ALL AUTRE	ALLEMAGNE, R F SUITE ALUMINIUM
COMMODITY TOTAL		434	14	2	450		TOTAL DE MARCHANDISE
COPPER AND ALLOYS	GER OTHER	96	2		98 174	ALL AUTRE	CUIVRE ET ALLIAGES
COMMODITY TOTAL		96	176		272		TOTAL DE MARCHANDISE
NICKEL AND ALLOYS	U K GER			44	44 53	R U ALL	NICKEL ET ALLIAGES
COMMODITY TOTAL		53		44	97		TOTAL DE MARCHANDISE
NON-FERROUS METALS NES	GER SWEDN OTHER	32			44 9 122	ALL SUEDE AUTRE	METAUX NON-FERREUX NDA
COMMODITY TOTAL		154		21	175		TOTAL DE MARCHANDISE
METAL FAB. BASIC PROD.	GER NETH SWEDN OTHER	2,408 1 55 327	716	1,063 199	4,187 200 55 705	ALL P.BAS SUEDE AUTRE	OUVR. DE BASE EN METAL
COMMODITY TOTAL		2,791	1,072	1,284	5,147		TOTAL DE MARCHANDISE
BRICKS, TILES NES	GER OTHER	18 1,670		216 247	234 1,986	ALL AUTRE	BRIQUES, TILES NDA
COMMODITY TOTAL		1,688	69	463	2,220		TOTAL DE MARCHANDISE
GLASS BASIC PRODUCTS	U K DENMK GER NETH SWEDN OTHER	53		4	81 4 4,395 152 20 2,413	R U DANMK ALL P.BAS SUEDE AUTRE	OUVR. DE BASE EN VERRE
COMMODITY TOTAL		600	1,491	322	2,413		TOTAL DE MARCHANDISE
ASBESTOS BASIC PRODUCT	GER OTHER	3,184 26	2,044	1,837	7,065 26		OUVR. DE BASE AMIANTE
CEMENT	GER NETH OTHER	90	98		98 137 20	AUTRE ALL P.BAS	PROD. MIN. NON-MET. BASE
COMMODITY TOTAL		27	147	25	199		TOTAL DE MARCHANDISE
MISC. FABRICATED PROD.	GER NETH OTHER	117 164	147	92	356 570 11	AUTRE ALL P.BAS	OUVRAGES DIVERS
COMMODITY TOTAL		2	41	43	47		TOTAL DE MARCHANDISE
TRACTORS	GER NETH SWEDN OTHER	166 40	41	417 243 11	624 283 11	ALL P.BAS SUEDE AUTRE	TRACTEURS
COMMODITY TOTAL		327	84	5	417		TOTAL DE MARCHANDISE
MACHINERY NES	U K GER ITALY NETH NORW SWEDN LIBFR OTHER	1 4,724 392	3,400	631	2 8,755 392 35 262 368 198 3,728	R U ALL ITAL P.BAS NORW SUEDE LIBER AUTRE	MACHINES NDA
COMMODITY TOTAL		1,922	1,796	10	3,728		TOTAL DE MARCHANDISE
RAILWAY ROLLING STOCK	U K U K DENMK GER NORW SWEDN OTHER	7,571	5,400	770	13,741 2 1,107 1,262 11,849 15,534 1,097 669	R U R U DANMK ALL NORW SUEDE AUTRE	MAT. ROUL. DE CH. DE FER
PASS. AUTOS AND CHASSIS		1,096		11	1,107		VOITURES PART., CHASSIS
COMMODITY TOTAL		11,655		194	11,849		TOTAL DE MARCHANDISE
TRUCKS AND CHASSIS	GER NETH SWEDN OTHER	10,891 831 570	1	5,212	15,534 1,097 669	NORW SUEDE AUTRE	CAMIONS ET CHASSIS
MOTOR VEHICLE ENGINES	GER NETH SWEDN OTHER	26,305 33 221	1	140	31,518 33 361 87 4	ALL ALL P.BAS SUEDE AUTRE	MOTEURS DE VEH. AUTOM.
COMMODITY TOTAL		45	31	14	90		TOTAL DE MARCHANDISE
ROAD MOTOR VEH. NES	GER NETH OTHER	266 14	31	245	542 46 13 68	ALL P.BAS AUTRE	VEH. AUTOM. ROUTIERS NDA
COMMODITY TOTAL		82		45	127		TOTAL DE MARCHANDISE
SHIPS, AIRCRAFT, MIS. VEH	GER SWEDN OTHER	355		31	386 1 231	ALL SUEDE AUTRE	NAVIRES, AVIONS, VEH. DIV
COMMODITY TOTAL		52	178	1	231		TOTAL DE MARCHANDISE
RUBBER TIRES AND TUBES	U K GER NETH OTHER	407	178	33	618 1 222 1 55	R U ALL P.BAS AUTRE	PNEUS, CHAMBRES A AIR
COMMODITY TOTAL		1	32	5	279		TOTAL DE MARCHANDISE
EQUIPMENT MISC.	U K GER NETH OTHER	56	32	191	279 98 1,247 10 436	R U ALL P.BAS AUTRE	MATERIEL DIVERS
COMMODITY TOTAL		110	310	16	436		TOTAL DE MARCHANDISE
PERSONAL, HOUSEHOLD GOODS	U K DENMK GER	1,176	315	300	1,791 2 10 2,887	R U DANMK ALL	ART. PERS. ET MENAGERS
COMMODITY TOTAL		2,143	239	505	2,887		TOTAL DE MARCHANDISE

TABLE 2. CARGOES UNLOADED AT CANADIAN PORTS FROM FOREIGN COUNTRIES.

TABLEAU 2. MARCHANDISES DECHARGEES DANS LES PORTS CANADIENS EN PROVENANCE DE PAYS ETRANGERS.

COUNTRY OF ORIGIN AND KIND OF CARGO	REGISTRY OF VESSEL	ATLANTIC ATLANTIQUE	GREAT LAKES GRANDS LACS	PACIFIC PACIFIQUE	TOTAL TOTAL	IMMATIC. DU NAVERE	PAYS D'ORIGINE ET MARCHANDISE
GERMANY WEST CONT.							ALLEMAGNE, R.F. SUITE
	NETH	1	55	12	68	P.BAS	
	SWEDN	1		1	2	SUEDE	
	OTHER	490	351	49	890	AUTRE	
COMMODITY TOTAL		2,635	655	569	3,859		TOTAL DE MARCHANDISE
FIREARMS, AMMUNITION	GER	27	1	13	41	ALL	ARMES A FEU, MUNITIONS
	OTHER	3	219		222	AUTRE	
COMMODITY TOTAL		30	220	13	263		TOTAL DE MARCHANDISE
CONTAINERS, CLOSURES	GER	74	1	674	749	ALL	CONTENEURS, FERMETURES
	NETH			2	2	P.BAS	
	SWEDN	84			84	SUEDE	
COMMODITY TOTAL		158	1	676	835		TOTAL DE MARCHANDISE
MISC. END PRODUCTS NES	U.K.			540	540	R.U.	PRODUITS FINIS DIV. NDA
	GER	234	5	35	274	ALL	
	NETH		16	5	21	P.BAS	
	SWEDN	1			1	SUEDE	
	OTHER	308	87	10	405	AUTRE	
COMMODITY TOTAL		543	108	590	1,241		TOTAL DE MARCHANDISE
GENERAL CARGO	U.K.	2			2	R.U.	MARCHANDISES DIVERSES
	GER	1,189	6,988	79	8,256	ALL	
	ITALY	16			16	ITAL	
	NETH	1		314	315	P.BAS	
	SWEDN	112		49	161	SUEDE	
	OTHER	5,179	580	8	5,767	AUTRE	
COMMODITY TOTAL		6,493	7,568	450	14,511		TOTAL DE MARCHANDISE
CONTAINERIZED FREIGHT	U.K.	1,245		1,414	2,659	R.U.	FRET CONTENEURISE
	DENMK			1,000	1,000	DANMK	
	GER	13,862	7,003	112	20,977	ALL	
	ITALY	13			13	ITAL	
	NETH	3,374			3,374	P.BAS	
	SWEDN	12,647		3,566	16,213	SUEDE	
	LIBER	239			239	LIBER	
	OTHER	2,542	1,734	33	4,309	AUTRE	
COMMODITY TOTAL		33,922	8,737	6,125	48,784		TOTAL DE MARCHANDISE
COUNTRY/REGION TOTAL		202,493*	46,135*	51,060*	299,688*		TOTAL DE PAYS/REGION
GREECE							GRECE
CHEESE	GREEK	36			36	GREQ	FROMAGE
BAKERY PROD., INC., FROZEN	GREEK	6			6	GREQ	PROD. BOUL., PROD. CONG.
DRIED FRUITS	ITALY			42	42	ITAL	FRUITS SECS
	LIBER			17	17	LIBER	
	OTHER		18		18	AUTRE	
COMMODITY TOTAL			18	59	77		TOTAL DE MARCHANDISE
FRUIT, PRES., NOT CANNED	ITALY	6			6	ITAL	COND. FRUITS NON BOIE
FRUITS, PREP., CANNED	GREEK	10			10	GREQ	FRUITS PREP. EN BOITE
	ITALY		2		2	ITAL	
COMMODITY TOTAL		10	2		12		TOTAL DE MARCHANDISE
VEGETABLES, FRESH	ITALY			2	2	ITAL	LEGUMES, FRAIS
VEGETABLE PREP., NES	GER		370		370	ALL	PREP. DE LEGUMES NDA
	GREEK	66			66	GREQ	
	ITALY			3	3	ITAL	
	OTHER		60		60	AUTRE	
COMMODITY TOTAL		66	430	3	499		TOTAL DE MARCHANDISE
SUGAR PREPARATIONS	GREEK	9			9	GREQ	PREP. A BASE DE SUCRE
	OTHER	14			14	AUTRE	
COMMODITY TOTAL		23			23		TOTAL DE MARCHANDISE
SPICES	GREEK		2		2	GREQ	EPICES
	ITALY	7	4	1	12	ITAL	
COMMODITY TOTAL		7	6	1	14		TOTAL DE MARCHANDISE
VINEGAR	GREEK	7			7	GREQ	VINAIGRE
MISC. FOOD PREP., NES	GER	17	159		176	ALL	DIV. PREP. ALIM. NDA
	GREEK	118			118	GREQ	
	ITALY	5			5	ITAL	
	OTHER	786	833		1,619	AUTRE	
COMMODITY TOTAL		926	992		1,918		TOTAL DE MARCHANDISE
WINES	ITALY			10	10	ITAL	VINS
	LIBER			7	7	LIBER	
	OTHER		20		20	AUTRE	
COMMODITY TOTAL			20	17	37		TOTAL DE MARCHANDISE
DISP. ALCOHOLIC BEV.	GER	6	234		240	ALL	BOISS. ALCOOL. DIST.
	ITALY			23	23	ITAL	
	LIBER			10	10	LIBER	
	OTHER	121	194		315	AUTRE	
COMMODITY TOTAL		127	428	33	588		TOTAL DE MARCHANDISE
NURSERY, GREENHOUSE STOCK	GREEK	9			9	GREQ	PROD. PEPINIERE, SERRE
CRUDE VEG. PROD., NES	GREEK	8			8	GREQ	PR. BRUTS ORIG. VEG. NDA
	ITALY	18			18	ITAL	
COMMODITY TOTAL		26			26		TOTAL DE MARCHANDISE
TEXTILE FIBRES NES	GER		1		1	ALL	FIBRES TEXTILES NDA
ALUMINA, BAUXITE ORES	NORW	76,202			76,202	NORV	MINERAIS ALUMINE, BAUX.
BENTONITE	NORW	44,774			44,774	NORV	BENTONITE
	LIBER	22,400			22,400	LIBER	
	OTHER	22,400			22,400	AUTRE	
COMMODITY TOTAL		89,574			89,574		TOTAL DE MARCHANDISE
CLAY MATERIALS NES	GER	3,500			3,500	ALL	MATIERES ARGIL. NDA

TABLE 2. CARGOES UNLOADED AT CANADIAN PORTS FROM FOREIGN COUNTRIES.

TABLEAU 2. MARCHANDISES DECHARGEES DANS LES PORTS CANADIENS EN PROVENANCE DE PAYS ETRANGERS.

COUNTRY OF ORIGIN AND KIND OF CARGO	REGISTRY OF VESSEL	ATLANTIC ATLANTIQUE	GREAT LAKES GRANDS LACS	PACIFIC PACIFIQUE	TOTAL TOTAL	IMMATIC. DU NAVIRE	PAYS D'ORIGINE ET MARCHANDISE
<b>GREECE CONT.</b>							<b>GRECE SUITE</b>
COMMODITY TOTAL	GREEK	4,166			4,166	GRECQ	TOTAL DE MARCHANDISE
CRUDE NON-MET. MIN. NES	LIBER	7,666			7,666	LIBER	MIN. NON-MET. BRUTS NCA
PAPER NES	ITALY	25,760			25,760	ITAL	PAPIER NCA
TEXTILE FAB. MTL NES	GREEK	10			10	GRECQ	OUVR. EN MAT. TEXT. NDA
	ITALY	56			56	ITAL	
COMMODITY TOTAL		1			1		TOTAL DE MARCHANDISE
VEG. OILS, FATS NES	ITALY	57			57	ITAL	HUIL. MAT. GRAS. VEG. NDA
ORGANIC CHEMICALS NES	OTHER			52	52	AUTRE	PROD. CHIM. ORGAN. NDA
PLASTIC MATERIALS	GREEK	69			69	GRECQ	MATIERES PLASTIQUES
BRICKS, TILES NES	GREEK	41			41	GRECQ	BRIQUES, TUILES NDA
MISC. FABRICATED PROD.	GREEK	21			21	GRECQ	OUVRAGES DIVERS
MACHINERY NES	ITALY	19			19	ITAL	MACHINES NDA
SHIPS, AIRCRAFT, MIS. VEH	OTHER		4		4	AUTRE	NAVIRES, AVIONS, VEH. DIV
PERSONAL, HOUSEHOLD GOODS	GER		16		16	ALL	ART. PERS. ET MENAGERS
	GREEK	40			40	GRECQ	
	ITALY	19			19	ITAL	
	LIBER					LIBER	
	OTHER	36	14		50	AUTRE	
COMMODITY TOTAL		95	30	13	138		TOTAL DE MARCHANDISE
MISC. END PRODUCTS NES	GER		4		4	ALL	PRODUITS FINIS DIV. NDA
	OTHER	41			41	AUTRE	
COMMODITY TOTAL		41	4		45		TOTAL DE MARCHANDISE
GENERAL CARGO	GER	2			2	ALL	MARCHANDISES DIVERSES
	GREEK	13	411		424	GRECQ	
	ITALY	2	48		50	ITAL	
	OTHER	17			17	AUTRE	
COMMODITY TOTAL		34	459		493		TOTAL DE MARCHANDISE
CONTAINERIZED FREIGHT	OTHER	310			310	AUTRE	FRET CONTENEURESE
COUNTRY/REGION TOTAL		201,148*	2,394*	182*	203,724*		TOTAL DE PAYS/REGION
<b>ICELAND</b>							<b>ISLANDE</b>
MISC. FOOD PREP. NES	OTHER	57			57	AUTRE	DIV. PREP. ALIM. NDA
RAW HIDES AND SKINS	OTHER	1			1	AUTRE	PEAUX ET CUIRS BRUT
TEXTILE FIBRES NES	OTHER	15			15	AUTRE	FIBRES TEXTILES NDA
METAL FAB. BASIC PROD.	OTHER	34			34	AUTRE	OUVR. DE BASE EN METAL
MACHINERY NES	OTHER	8			8	AUTRE	MACHINES NCA
SHIPS, AIRCRAFT, MIS. VEH	OTHER	5			5	AUTRE	NAVIRES, AVIONS, VEH. DIV
MISC. END PRODUCTS NES	OTHER	43			43	AUTRE	PRODUITS FINIS DIV. NDA
GENERAL CARGO	OTHER	1			1	AUTRE	MARCHANDISES DIVERSES
COUNTRY/REGION TOTAL		164*	*	*	164*		TOTAL DE PAYS/REGION
<b>IRELAND</b>							<b>IRLANDE</b>
MEAT, FRESH OR FROZEN	GREEK		211		211	GRECQ	VIANDE, FRAICHE / CONG.
DIST. ALCOHOLIC BEV.	GER			2	2	ALL	BOISS. ALCOOL. DIST.
CRUDE VEG. PROD. NES	U K		1		1	R U	PR. BRUTS ORIG. VEG. NCA
COMMODITY TOTAL	GREEK		8		8	GRECQ	TOTAL DE MARCHANDISE
WIRE	GREEK		9		9		FIL METALLIQUE
METAL FAB. BASIC PROD.	GREEK		1,162		1,162	GRECQ	OUVR. DE BASE EN METAL
	OTHER		264		264	AUTRE	
COMMODITY TOTAL			1,426		1,426		TOTAL DE MARCHANDISE
BRICKS, TILES NES	U K	460			460	R U	BRIQUES, TUILES NDA
MACHINERY NES	GER	85			85	ALL	MACHINES NCA
EQUIPMENT MISC.	OTHER		15		15	AUTRE	MATERIEL DIVERS
PERSONAL, HOUSEHOLD GOODS	GER			8	8	ALL	ART. PERS. ET MENAGERS
	GREEK		2		2	GRECQ	
COMMODITY TOTAL			2	8	10		TOTAL DE MARCHANDISE
CONTAINERS, CLOSURES	OTHER	19			19	AUTRE	CONTENEURS, FERMETURES
MISC. END PRODUCTS NES	U K		5		5	R U	PRODUITS FINIS DIV. NDA
	GREEK		3		3	GRECQ	
COMMODITY TOTAL			8		8		TOTAL DE MARCHANDISE
CONTAINERIZED FREIGHT	U K	8,114			8,114	R U	FRET CONTENEURESE
	GER	1,471	3,106		4,577	ALL	
COMMODITY TOTAL		9,585	3,106		12,691		TOTAL DE MARCHANDISE
COUNTRY/REGION TOTAL		10,149*	4,778*	10*	14,937*		TOTAL DE PAYS/REGION
<b>ITALY</b>							<b>ITALIE</b>
MEAT, FRESH OR FROZEN	ITALY			6	6	ITAL	VIANDE, FRAICHE / CONG.
	OTHER	12			12	AUTRE	
COMMODITY TOTAL		12		6	18		TOTAL DE MARCHANDISE
FISH, FRESH OR FROZEN	ITALY			7	7	ITAL	POISSON, FRAIS DU CONG.
	OTHER		7		7	AUTRE	
COMMODITY TOTAL			7	7	14		TOTAL DE MARCHANDISE
CHEESE	GREEK	59			59	GRECQ	FROMAGE
	ITALY	24	5	27	56	ITAL	
	LIBER			7	7	LIBER	
	OTHER	49	21		70	AUTRE	
COMMODITY TOTAL		132	26	34	192		TOTAL DE MARCHANDISE
CEREALS UNMILLED NES	ITALY	33		30	63	ITAL	CEREALES NON MOUL. NES



TABLE 2. CARGOES UNLOADED AT CANADIAN PORTS FROM FOREIGN COUNTRIES.

TABLEAU 2. MARCHANDISES DECHARGEES DANS LES PORTS CANADIENS EN PROVENANCE DE PAYS ETRANGERS.

COUNTRY OF ORIGIN AND KIND OF CARGO	REGISTRY OF VESSEL	ATLANTIC ATLANTIQUE	GREAT LAKES GRANDS LACS	PACIFIC PACIFIQUE	TOTAL TOTAL	IMMATIC. DU NAVIRE	PAYS D'ORIGINE ET MARCHANDISE
ITALY	CONT.						ITALIE
	OTHER		28		28	AUTRE	SUITE
COMMODITY TOTAL		33	28	50	111		TOTAL DE MARCHANDISE
BAKERY PROD. INC. FROZEN	ITALY	5		4	9	ITAL	PROD. BOUL., PROD. CONG.
	OTHER		10		10	AUTRE	
COMMODITY TOTAL		5	10	4	19		TOTAL DE MARCHANDISE
MACARONI, CEREAL PROD.	ITALY			49	49	ITAL	PATES ALIM. PROD. CEREAL
	PANAM		10		10	PANAM	
COMMODITY TOTAL			10	49	59		TOTAL DE MARCHANDISE
FRESH FRUITS, BERRIES	GREEK		5		5	GRECQ	FRUITS, BAIES FRAIS
	ITALY	15	138		153	ITAL	
	OTHER	1,593	546		2,139	AUTRE	
COMMODITY TOTAL		1,608	689		2,297		TOTAL DE MARCHANDISE
DRIED FRUITS	OTHER		6		6	AUTRE	FRUITS SECS
FRUIT JUICES	GREEK	16	29		45	GRECQ	JUS DE FRUIT
	OTHER	7	8		15	AUTRE	
COMMODITY TOTAL		23	37		60		TOTAL DE MARCHANDISE
FRUIT PULP, PUREE	OTHER		73		73	AUTRE	PULPE DE FRUIT, PUREE
FRUIT, PRES. NOT CANNED	GREEK	58	110		168	GRECQ	CONS. FRUITS NON BOITE
	ITALY		149	86	235	ITAL	
	LIBER			44	44	LIBER	
	OTHER	107	1,649		1,756	AUTRE	
COMMODITY TOTAL		165	1,908	130	2,203		TOTAL DE MARCHANDISE
FRUITS, PREP. CANNED	ITALY			39	39	ITAL	FRUITS PREP. EN BOITE
	LIBER			14	14	LIBER	
	OTHER		8		8	AUTRE	
COMMODITY TOTAL			8	53	61		TOTAL DE MARCHANDISE
PEANUTS	ITALY	117			117	ITAL	CACAHUETES
	OTHER	3			3	AUTRE	
COMMODITY TOTAL		120			120		TOTAL DE MARCHANDISE
NUTS, EXC. DIL NUTS NES	ITALY	58		29	87	ITAL	NOIX, SAUF OLEAG. NOA
	PANAM	12			12	PANAM	
	OTHER	45	48		93	AUTRE	
COMMODITY TOTAL		115	48	29	192		TOTAL DE MARCHANDISE
VEGETABLES, FRESH	ITALY			77	77	ITAL	LEGUMES, FRAIS
	PANAM	16			16	PANAM	
	OTHER	26			26	AUTRE	
COMMODITY TOTAL		42		77	119		TOTAL DE MARCHANDISE
VEGETABLES, DRIED	ITALY			7	7	ITAL	LEGUMES, SECS
VEGETABLE PREP. NES	GER			89	89	ALL	PREP. DE LEGUMES NDA
	GREEK	1			1	GRECQ	
	ITALY	82		128	210	ITAL	
	PANAM	96			96	PANAM	
	OTHER	107	377		484	AUTRE	
COMMODITY TOTAL		286	377	217	880		TOTAL DE MARCHANDISE
SUGAR PREPARATIONS	ITALY	24		1	25	ITAL	PREP. A BASE DE SUCRE
	LIBER			1	1	LIBER	
	OTHER	11	7		18	AUTRE	
COMMODITY TOTAL		35	7	2	44		TOTAL DE MARCHANDISE
SPICES	GER		1		1	ALL	EPICES
	GREEK	2			2	GRECQ	
	ITALY			15	15	ITAL	
	OTHER	6	4		10	AUTRE	
COMMODITY TOTAL		8	5	15	28		TOTAL DE MARCHANDISE
MISC. FOOD PREP. NES	GER		140		140	ALL	DIV. PREP. ALIM. NDA
	GREEK	60			60	GRECQ	
	ITALY	263	7	126	396	ITAL	
	NORW	10			10	NORV	
	PANAM	23	32		55	PANAM	
	OTHER	568	222		790	AUTRE	
COMMODITY TOTAL		924	401	126	1,451		TOTAL DE MARCHANDISE
SOYA. OIL MEAL, CAKE	OTHER	3			3	AUTRE	FARINE TOURT. GR. SOYA
NON-ALCOHOLIC BEVERAGE	GER			12	12	ALL	BOISSONS NON-ALCOOLIQ.
	ITALY	8			26	ITAL	
	LIBER	9		6	15	LIBER	
	PANAM	10	9		19	PANAM	
	OTHER		16		16	AUTRE	
COMMODITY TOTAL		27	25	36	88		TOTAL DE MARCHANDISE
ALE, BEER, STOUT, PORTER	PANAM		7		7	PANAM	ALE, BIERE, STOUT, PORTER
WINES	GER			1	1	ALL	VINS
	ITALY	15	6	339	360	ITAL	
	LIBER			150	150	LIBER	
	OTHER	61	238		299	AUTRE	
COMMODITY TOTAL		76	244	490	810		TOTAL DE MARCHANDISE
FERM. ALCOHOLIC BEV.	OTHER		8		8	AUTRE	BOISS. ALCOOL. FERME.
DIST. ALCOHOLIC BEV.	GER		175	46	221	ALL	BOISS. ALCOOL. DIST.
	GREEK	42			42	GRECQ	
	ITALY	24		475	499	ITAL	
	LIBER			88	88	LIBER	
	PANAM		6		6	PANAM	
	OTHER	93	229		322	AUTRE	
COMMODITY TOTAL		159	410	609	1,178		TOTAL DE MARCHANDISE
TOBACCO NES	ITALY	63			63	ITAL	TABACS NDA
RAW HIDES AND SKINS	OTHER	1			1	AUTRE	PEAUX ET CUIRS BRUT
CRUDE ANIMAL PROD. NES	OTHER	5			5	AUTRE	PR. BRUTS ORIG. ANIM. NDA
SEEDS FOR SOWING NES	ITALY	43			43	ITAL	GRAINES DE SEMENCE NDA
DIL. SEEDS, NUTS NES	ITALY			28	28	ITAL	GRAINES, NOIX OLEAG. NDA

TABLE 2. CARGES UNLOADED AT CANADIAN PORTS FROM FOREIGN COUNTRIES.

TABEAU 2. MARCHANDISES DECHARGEES DANS LES PORTS CANADIENS EN PROVENANCE DE PAYS ETRANGERS.

COUNTRY OF ORIGIN AND KIND OF CARGO	REGISTRY OF VESSEL	ATLANTIC ATLANTIQUE	GREAT LAKES GRANDS LACS	PACIFIC PACIFIQUE	TOTAL TOTAL	IMMATIC. DU NAVIRE	PAYS D'ORIGINE ET MARCHANDISE
ITALY CONT. NURSERY, GREENHOUSE STOCK	OTHER	1			1	AUTRE	ITALIE SUITE
RUBBER, ALLIED GUMS, NAT	ITALY			5	5	ITAL	PROD. PEPINIERE, SERRE
CRUDE VEG. PROD. NES	CER			21	21	ALL	CACOUTCHOUC GOMMES NAT.
	OTHER	11			11	AUTRE	PR. BRUTS ORIG. VEG. NDA
COMMODITY TOTAL		11		21	32		TOTAL DE MARCHANDISE
TEXTILE FIBRES NES	ITALY		3	33	36	ITAL	FIBRES TEXTILES NDA
	OTHER	157	21		178	AUTRE	
COMMODITY TOTAL		157	24	33	214		TOTAL DE MARCHANDISE
CRUSHED STONE	ITALY			15	15	ITAL	PIERRE CONCASSEE
STONE, CRUDE NES	GER	13	220	50	283	ALL	PIERRE BRUTE NDA
	GREEK	231	358		589	GREGQ	
	ITALY	178		136	314	ITAL	
	NORW	43			43	NORV	
	LIBER		20	22	42	LIBER	
	PANAM	48	11		59	PANAM	
	OTHER	466	698		1,164	AUTRE	
COMMODITY TOTAL		979	1,307	208	2,494		TOTAL DE MARCHANDISE
SALT	DENMK	4,807			4,807	DANMK	SEL
	GER	5,895			5,895	ALL	
	NORW	2,997			2,997	NORV	
	LIBER	129			129	LIBER	
COMMODITY TOTAL		13,828			13,828		TOTAL DE MARCHANDISE
CRUDE NON-MET. MIN. NES	ITALY	57		8	65	ITAL	MIN. NON-MET. BRUTS NCA
	OTHER	14	40		54	AUTRE	
COMMODITY TOTAL		71	40	8	119		TOTAL DE MARCHANDISE
LEATHER	OTHER	202			202	AUTRE	CUIR
RUBBER FAB. MATERIALS	ITALY	9		1	10	ITAL	DEMI-PROD. CACOUTCHOUC
	OTHER	14			14	AUTRE	
COMMODITY TOTAL		23		1	24		TOTAL DE MARCHANDISE
LUMBER AND TIMBER	SWEDN			16	16	SUEDE	BOIS D'OEUVRE ET CHARP.
	OTHER		22		22	AUTRE	
COMMODITY TOTAL			22	16	38		TOTAL DE MARCHANDISE
RAILWAY TIES	OTHER		30		30	AUTRE	TRAVERSES DE CH. FER
VENNER, PLYWOOD	ITALY	20			20	ITAL	PLACAGES, CONTRE-PLAC.
	OTHER		33		33	AUTRE	
COMMODITY TOTAL		20	33		53		TOTAL DE MARCHANDISE
WOOD FAB. MATERIALS	GER			11	11	ALL	DEMI-PRODUITS DE BOIS
	GREEK	50			50	GREGQ	
	ITALY			28	28	ITAL	
	LIBER		9		9	LIBER	
	OTHER	18	39		57	AUTRE	
COMMODITY TOTAL		68	48	39	155		TOTAL DE MARCHANDISE
PAPER NES	GREEK			1	1	GREGQ	PAPIER NDA
	ITALY	1			1	ITAL	
	PANAM	5	2		7	PANAM	
	OTHER	10			10	AUTRE	
COMMODITY TOTAL		16	2	1	19		TOTAL DE MARCHANDISE
CORDAGE, TWINE, ROPE	LIBER		5		5	LIBER	CORDAGE, FIGELLE, CORDE
JUTE NOVEN FABRICS	ITALY	5			5	ITAL	TISSUS DE JUTE
TEXTILE FAB. MTL NES	GER	18	12		30	ALL	OUVR. EN MAT. TEXT. NDA
	GREEK	25			25	GREGQ	
	ITALY	158	15		180	ITAL	
	LIBER			2	2	LIBER	
	PANAM		19		19	PANAM	
	OTHER	215	24		239	AUTRE	
COMMODITY TOTAL		416	70	9	495		TOTAL DE MARCHANDISE
VEG. OILS, FATS NES	ITALY		5		5	ITAL	HUIL. MAT. GRAS. VEG. NDA
	LIBER				6	LIBER	
	OTHER	8			8	AUTRE	
COMMODITY TOTAL		8	5	95	108		TOTAL DE MARCHANDISE
SULPHURIC ACID	ITALY			11	11	ITAL	ACIDE SULFURIQUE
METALLIC SALTS	GER	36			36	ALL	SELS METALLIQUES
	OTHER	855	13		868	AUTRE	
COMMODITY TOTAL		891	13		904		TOTAL DE MARCHANDISE
INORGANIC CHEMS. NES	ITALY	22			22	ITAL	PRD. CHIM. INORG. NDA
	PANAM		2		2	PANAM	
	OTHER	66			66	AUTRE	
COMMODITY TOTAL		88	2		90		TOTAL DE MARCHANDISE
ORGANIC CHEMICALS NES	ITALY	28		10	38	ITAL	PROD. CHIM. ORGAN. NDA
	OTHER	122	274		396	AUTRE	
COMMODITY TOTAL		150	274	10	434		TOTAL DE MARCHANDISE
AGRICULTURAL CHEMICALS	GREEK		1		1	GREGQ	PRD. CHIM. AGRICOLES
	ITALY	2			2	ITAL	
	OTHER	17			17	AUTRE	
COMMODITY TOTAL		19	1		20		TOTAL DE MARCHANDISE
SYNTHETIC RUBBER	ITALY	7		34	41	ITAL	CACOUTCHOUC SYNTHETIQUE
PLASTIC MATERIALS	GER		5	4	9	ALL	MATIERES PLASTIQUES
	GREEK	3			3	GREGQ	
	ITALY	25	19		44	ITAL	
	LIBER	7			7	LIBER	
	OTHER	283	35		318	AUTRE	
COMMODITY TOTAL		318	59	4	381		TOTAL DE MARCHANDISE
DYESTUFF, PIGMENT, PAINT	GREEK	3			3	GREGQ	MAT. COLOR. PIG. PEINTURE
	OTHER	277			277	AUTRE	
COMMODITY TOTAL		280			280		TOTAL DE MARCHANDISE
CHEM. SPEC. ALKYL NES	SWEDN			27	27	SUEDE	PROD. CHIM. SPEC. ALKYL NDA

TABLE 2. CARGOES UNLOADED AT CANADIAN PORTS FROM FOREIGN COUNTRIES.

TABLEAU 2. MARCHANDISES DECHARGEES DANS LES PORTS CANADIENS EN PROVENANCE DE PAYS ETRANGERS.

COUNTRY OF ORIGIN AND KIND OF CARGO	REGISTRY OF VESSEL	ATLANTIC ATLANTIQUE	GREAT LAKES GRANDS LACS	PACIFIC PACIFIQUE	TOTAL TOTAL	IMMATIC. DU NAVIRE	PAYS D'ORIGINE ET MARCHANDISE
<b>ITALY</b>							<b>ITALIE</b>
COAL TAR, PITCH	OTHER	21			21	AUTRE	SUITE
FERRD-ALLOYS	OTHER	59			59	AUTRE	GDUCRON, BRAI DE BOUIL.
CASTINGS, FDRGINGS	OTHER		32		32	AUTRE	FERRD-ALLIAGES
BARS AND RODS, STEEL	ITALY			3	3	ITAL	MOUL. PIECES FORGEES
	LIBER			15	15	LIBER	BARRS ET TIGES ACIER
<b>COMMODITY TOTAL</b>					<b>18</b>		<b>TOTAL DE MARCHANDISE</b>
PLATE & SHEET STEEL	GER			13	13	ALL	TOLES, FEUILLES DACIER
	ITALY	4,432	7,788		12,220	ITAL	
	LIBER	878		76	954	LIBER	
	PANAM		4,022		4,022	PANAM	
	OTHER	68	200		268	AUTRE	
<b>COMMODITY TOTAL</b>		<b>5,378</b>	<b>12,010</b>	<b>89</b>	<b>17,477</b>		<b>TOTAL DE MARCHANDISE</b>
STRUCTURAL SHAPES	GER			16	16	ALL	PROFILES DE CONSTRUCT.
	ITALY			110	110	ITAL	
	LIBER	5		5	5	LIBER	
	PANAM	83		83	83	PANAM	
	OTHER	240		240	240	AUTRE	
<b>COMMODITY TOTAL</b>		<b>328</b>		<b>126</b>	<b>454</b>		<b>TOTAL DE MARCHANDISE</b>
RAILS & TRACK MATERIAL	ITALY			215	215	ITAL	RAILS, MAT. VOIE FERREE
PIPES, TUBES: IRON, STEEL	ITALY	11	117	57	185	ITAL	TYAUX, TUBES: FER, ACIER
	LIBER		484	38	522	LIBER	
	PANAM		333		333	PANAM	
	OTHER		90		90	AUTRE	
<b>COMMODITY TOTAL</b>		<b>11</b>	<b>1,024</b>	<b>95</b>	<b>1,130</b>		<b>TOTAL DE MARCHANDISE</b>
WIRE	ITALY			109	109	ITAL	FIL METALLIQUE
	LIBER			13	13	LIBER	
	OTHER	254			254	AUTRE	
<b>COMMODITY TOTAL</b>		<b>254</b>		<b>122</b>	<b>376</b>		<b>TOTAL DE MARCHANDISE</b>
ALUMINUM	GREEK	25			25	GRECQ	ALUMINIUM
	ITALY			28	28	ITAL	
	LIBER			7	7	LIBER	
	PANAM		28		28	PANAM	
	OTHER	133	38		171	AUTRE	
<b>COMMODITY TOTAL</b>		<b>158</b>	<b>66</b>	<b>35</b>	<b>259</b>		<b>TOTAL DE MARCHANDISE</b>
COPPER AND ALLCYS	OTHER	4			4	AUTRE	CUIVRE ET ALLIAGES
NON-FERROUS METALS NES	OTHER	169	67		236	AUTRE	METAUX NON-FERREUX NDA
METAL FAB. BASIC PROD.	GER	24			24	ALL	OUVR. DE BASE EN METAL
	ITALY	13	8	399	420	ITAL	
	NORW	13			13	NORV	
	LIBER			73	73	LIBER	
	PANAM		57		57	PANAM	
	OTHER	229	85		314	AUTRE	
<b>COMMODITY TOTAL</b>		<b>279</b>	<b>150</b>	<b>506</b>	<b>935</b>		<b>TOTAL DE MARCHANDISE</b>
BUILDING BRICK, CLAY	ITALY			222	222	ITAL	BRIC. A BATIR ARGILE
BRICKS, TILES NES	GER			101	101	ALL	BRIQUES, TUILES NDA
	GREEK	85			85	GRECQ	
	ITALY	98	1	148	247	ITAL	
	NGRW	4			4	NORV	
	LIBER			10	10	LIBER	
	PANAM	30	182		212	PANAM	
	OTHER	45	138		183	AUTRE	
<b>COMMODITY TOTAL</b>		<b>262</b>	<b>321</b>	<b>259</b>	<b>842</b>		<b>TOTAL DE MARCHANDISE</b>
GLASS BASIC PRODUCTS	GER	17	99		116	ALL	OUVR. DE BASE EN VERRE
	GREEK	458			458	GRECQ	
	ITALY	299		274	573	ITAL	
	NORW	119			119	NORV	
	LIBER			798	798	LIBER	
	PANAM		18		18	PANAM	
	OTHER	1,302	188		1,490	AUTRE	
<b>COMMODITY TOTAL</b>		<b>2,195</b>	<b>305</b>	<b>1,130</b>	<b>3,630</b>		<b>TOTAL DE MARCHANDISE</b>
NON-MET. MIN. BASIC PROD	GER			31	31	ALL	PROD. MIN. NON-MET. BASE
	ITALY	178	221	353	752	ITAL	
	PANAM		50		50	PANAM	
	OTHER	891	75		966	AUTRE	
<b>COMMODITY TOTAL</b>		<b>1,069</b>	<b>346</b>	<b>384</b>	<b>1,799</b>		<b>TOTAL DE MARCHANDISE</b>
MISO. FABRICATED PROD.	GREEK	22			22	GRECQ	OUVRAGES DIVERS
	ITALY	12	17	21	50	ITAL	
	LIBER	91		12	103	LIBER	
	PANAM		150		150	PANAM	
	OTHER	313	162		475	AUTRE	
<b>COMMODITY TOTAL</b>		<b>438</b>	<b>329</b>	<b>33</b>	<b>800</b>		<b>TOTAL DE MARCHANDISE</b>
TRACTORS	GER			49	49	ALL	TRACTEURS
	ITALY	35		311	346	ITAL	
	LIBER			254	254	LIBER	
	OTHER	268	266		534	AUTRE	
<b>COMMODITY TOTAL</b>		<b>303</b>	<b>266</b>	<b>614</b>	<b>1,183</b>		<b>TOTAL DE MARCHANDISE</b>
MACHINERY NES	GER	13	109	43	165	ALL	MACHINES NDA
	GREEK	222	30		252	GRECQ	
	ITALY	258	2	776	1,036	ITAL	
	NORW	12			12	NORV	
	LIBER	194		86	280	LIBER	
	PANAM	9	248		257	PANAM	
	OTHER	1,687	384		2,071	AUTRE	
<b>COMMODITY TOTAL</b>		<b>2,395</b>	<b>773</b>	<b>905</b>	<b>4,073</b>		<b>TOTAL DE MARCHANDISE</b>
RAILWAY ROLLING STOCK	ITALY			117	117	ITAL	MAT. ROUL. DE CH. DE FER
	OTHER	20			20	AUTRE	
<b>COMMODITY TOTAL</b>		<b>20</b>		<b>117</b>	<b>137</b>		<b>TOTAL DE MARCHANDISE</b>

TABLE 2. CARGOES UNLOADED AT CANADIAN PORTS FROM FOREIGN COUNTRIES.

TABLEAU 2. MARCHANDISES DECHARGEES DANS LES PORTS CANADIENS EN PROVENANCE DE PAYS ETRANGERS.

COUNTRY OF ORIGIN AND KIND OF CARGO	REGISTRY OF VESSEL	ATLANTIC ATLANTIQUE	GREAT LAKES GRANDS LACS	PACIFIC PACIFIQUE	TOTAL TOTAL	IMMATIC. DU NAVIRE	PAYS D'ORIGINE ET MARCHANDISE
ITALY CONT. PASS.AUTOS AND CHASSIS	ITALY			4	4	ITAL	ITALIE SUITE
	NORW	5,279			5,279	NORV	VOITURES PART.,CHASSIS
	LIBER	5		2	7	LIBER	
	OTHER	8			8	AUTRE	
COMMODITY TOTAL		5,292		6	5,298		TOTAL DE MARCHANDISE
MOTOR VEHICLE ENGINES	GER			2	2	ALL	MOTEURS DE VEH.AUTOM.
	ITALY			82	82	ITAL	
	NORW	14			14	NORV	
	LIBER			4	4	LIBER	
	OTHER	249			249	AUTRE	
COMMODITY TOTAL		263		88	351		TOTAL DE MARCHANDISE
ROAD MOTOR VEH. NES	GER	3			3	ALL	VEH.AUTOM.,ROUTIERS NDA
	ITALY			11	11	ITAL	
	OTHER			3	3	AUTRE	
COMMODITY TOTAL		3	3	11	17		TOTAL DE MARCHANDISE
SHIPS,AIRCRAFT,MIS.VEH	GER			2	2	ALL	NAVIRES,AVIONS,VEH.DIV
	GREEK	4			4	GRECQ	
	ITALY	11		33	44	ITAL	
	LIBER			21	21	LIBER	
	OTHER	53	3		56	AUTRE	
COMMODITY TOTAL		68	3	56	127		TOTAL DE MARCHANDISE
RUBBER TIRES AND TUBES	ITALY	55		25	80	ITAL	PNEUS, CHAMBRES A AIR
	LIBER	1		12	13	LIBER	
	PANAM		22		22	PANAM	
	OTHER	397			397	AUTRE	
COMMODITY TOTAL		453	22	37	512		TOTAL DE MARCHANDISE
EQUIPMENT MISC.	GER	140	10	16	166	ALL	MATERIEL DIVERS
	GREEK	1			1	GRECQ	
	ITALY	379	33	141	553	ITAL	
	NORW	58			58	NORV	
	LIBER		24	57	81	LIBER	
	PANAM		92		92	PANAM	
	OTHER	1,328	301		1,629	AUTRE	
COMMODITY TOTAL		1,906	460	214	2,580		TOTAL DE MARCHANDISE
PERSONAL,HOUSEHOLD GOODS	GER	36	62	6	104	ALL	OBJ.PERS.ET MENAGERS
	GREEK	179			179	GRECQ	
	ITALY	119	42	162	323	ITAL	
	LIBER	7		40	47	LIBER	
	PANAM	20	84		104	PANAM	
	OTHER	1,013	438	2	1,453	AUTRE	
COMMODITY TOTAL		1,374	626	210	2,210		TOTAL DE MARCHANDISE
FIREARMS,AMMUNITION	SWEDN	64			64	SUEDE	ARMES A FEU,MUNITIONS
	OTHER		16		16	AUTRE	
COMMODITY TOTAL		64	16		80		TOTAL DE MARCHANDISE
CONTAINERS,CLOSURES	GREEK	52	168		220	GRECQ	CONTENEURS,FERMETURES
	ITALY	5	17	34	56	ITAL	
	LIBER			11	11	LIBER	
	OTHER		121		121	AUTRE	
COMMODITY TOTAL		57	306	45	408		TOTAL DE MARCHANDISE
MISC. END PRODUCTS NES	GER		141	2	143	ALL	PRODUITS FINIS DIV.NDA
	GREEK	3			3	GRECQ	
	ITALY	63	2	65	130	ITAL	
	LIBER			6	6	LIBER	
	PANAM		19		19	PANAM	
	OTHER	367	325		692	AUTRE	
COMMODITY TOTAL		433	487	73	993		TOTAL DE MARCHANDISE
GENERAL CARGO	GER	205	222	2	429	ALL	MARCHANDISES DIVERSES
	GREEK	39	2,461		2,500	GRECQ	
	ITALY	163	1,760	255	2,178	ITAL	
	NORW	7	74		81	NORV	
	LIBER		22		22	LIBER	
	PANAM		97		97	PANAM	
	OTHER	3,870	1,981	9	5,860	AUTRE	
COMMODITY TOTAL		4,284	6,617	266	11,167		TOTAL DE MARCHANDISE
CONTAINERIZED FREIGHT	DENMK	1,872			1,872	DANMK	FRET CONTENEURESE
	GER	29,962	18		29,980	ALL	
	GREEK		210		210	GRECQ	
	ITALY	5,639	215		5,854	ITAL	
	NORW		24		24	NORV	
	LIBER			2	2	LIBER	
	OTHER	9,364	2,746		12,110	AUTRE	
COMMODITY TOTAL		46,837	3,213	2	50,052		TOTAL DE MARCHANDISE
COUNTRY/REGION TOTAL		95,820*	33,711*	8,635*	138,166*		TOTAL DE PAYS/REGION
NETHERLANDS							PAYS-BAS
LIVE ANIMALS, NES	SWEDN	1			1	SUEDE	ANIMAUX VIVANTS, NOA
MEAT AND MEAT PREP.NES	NETH			1	1	P.BAS	VIANDES ET PREP.NDA
FISH,FRESH OR FROZEN	GER	58			58	ALL	POISSON,FRAIS OU CONG.
	SWEDN			9	9	SUEDE	
	OTHER	16			16	AUTRE	
COMMODITY TOTAL		74		9	83		TOTAL DE MARCHANDISE
FISH,SALTED OR CURED	GER	10		1	11	ALL	POISSON,SALE OU FUME
FISH,CANNED	GER		4		4	ALL	POISSON EN BOITES
SHELL FISH,NES	GER	8			8	ALL	MOLLUSQUES CRUST.,NDA

TABLE 2. CARGOES UNLOADED AT CANADIAN PORTS FROM FOREIGN COUNTRIES.

TABLEAU 3. MARCHANDISES DECHARGEES DANS LES PORTS CANADIENS EN PROVENANCE DE PAYS ETRANGERS.

COUNTRY OF ORIGIN AND KIND OF CARGO	REGISTRY OF VESSEL	ATLANTIC ATLANTIQUE	GREAT LAKES GRANDS LACS	PACIFIC PACIFIQUE	TOTAL TOTAL	IMMATIC. DU NAVIRE	PAYS D'ORIGINE ET MARCHANDISE
NETHERLANDS CONT.	OTHER			1	1	AUTRE	PAYS-BAS SUITE
COMMODITY TOTAL BUTTER	GER	8		1	9	ALL	TOTAL DE MARCHANDISE BEURRE
	NETH			8	8	P.BAS	
	OTHER			3	3	AUTRE	
COMMODITY TOTAL CHEESE	U K			17	17	AUTRE	TOTAL DE MARCHANDISE FROMAGE
	GER	146	7	11	164	R U	
	NETH			124	124	ALL	
	OTHER	29	7	2	38	P.BAS	
COMMODITY TOTAL DAIRY PROD. EGGS, HONEY	GER	175	14	29	218	AUTRE	TOTAL DE MARCHANDISE PROD. LAIT., OEUF., MIEL
CEREALS UNMILLED, NES	GER			15	15	ALL	CEREALES NON MOUL., NDA
BAKERY PROD. INC. FROZEN	GER		12	2	14	ALL	PROD. BOUL., PROD. CDNG.
	SWEDN			2	2	SUEDE	
COMMODITY TOTAL MACARONI, CEREAL PROD.	OTHER		12	4	16	AUTRE	TOTAL DE MARCHANDISE PATES ALIM. PROD. CEREAL
FRESH FRUITS, BERRIES	GER	12	7	7	26	ALL	FRUITS, BAIES FRAIS
FRUIT JUICES	GER	17			17	ALL	JUS DE FRUIT
FRUIT, PRES. NOT CANNED	GER			4	4	ALL	CONS. FRUITS NON BDITE
NUTS, EXC. OIL NUTS NES	OTHER		4		4	AUTRE	NOIX, SAUF OLEAG. NDA
VEGETABLES, FRESH	GER	15		8	23	ALL	LEGUMES, FRAIS
	SWEDN	5		15	20	SUEDE	
COMMODITY TOTAL VEGETABLES, FROZEN	GER	20		23	43	ALL	TOTAL DE MARCHANDISE LEGUMES, CONGELES
VEGETABLES, DRIED	GER	6		11	17	ALL	LEGUMES, SECS
VEGETABLE PREP. NES	GER	11		5	16	ALL	PREP. DE LEGUMES NDA
SUGAR, NES	GER	4		2	6	ALL	SUCRE, NDA
SYRUP	GER			1	1	ALL	SIROP
SUGAR PREPARATIONS	U K			9	9	R U	PREP. A BASE DE SUCRE
	GER	14	3	8	25	ALL	
	NETH			7	7	P.BAS	
	OTHER	5		2	7	AUTRE	
COMMODITY TOTAL COCOA AND CHOCOLATE	U K	19	3	26	48	R U	TOTAL DE MARCHANDISE CACAO ET CHOCOLAT
	GER	6		4	10	ALL	
	NETH			49	49	P.BAS	
	LIBER	570		2	572	LIBER	
	OTHER	17		5	22	AUTRE	
COMMODITY TOTAL COFFEE	GER	593		60	653	ALL	TOTAL DE MARCHANDISE CAFE
	NETH	18		5	23	P.BAS	
COMMODITY TOTAL TEA	GER	18		5	23	ALL	TOTAL DE MARCHANDISE THE
	NETH	129		54	183	P.BAS	
	OTHER	449	98	3	550	AUTRE	
COMMODITY TOTAL SPICES	U K	578	98	62	738	R U	TOTAL DE MARCHANDISE EPICES
	GER	71		1	72	ALL	
	OTHER		7	5	12	AUTRE	
COMMODITY TOTAL SAUSAGE SKINS, CASINGS	GER	71	7	6	84	ALL	TOTAL DE MARCHANDISE BOYAUX A SAUCISSES
MISC. FOOD PREP. NES	U K		122	8	130	R U	DIV. PREP. ALIM. NDA
	GER			1	1	ALL	
	NETH	126	629	47	802	P.BAS	
	SWEDN			1	1	SUEDE	
	LIBER		10	132	142	LIBER	
	OTHER	16	13		29	AUTRE	
COMMODITY TOTAL ALE, BEER, STOUT, PORTER	GER	142	652	181	975	ALL	TOTAL DE MARCHANDISE ALE, BIERE, STOUT, PORTER
	NETH	32		3	35	P.BAS	
	OTHER			12	12	AUTRE	
COMMODITY TOTAL WINES	GER	32	3	97	132	ALL	TOTAL DE MARCHANDISE VINS
	NETH	49		13	62	P.BAS	
	OTHER			39	39	AUTRE	
COMMODITY TOTAL DISP. ALCOHOLIC BEV.	GER	49		55	104	ALL	TOTAL DE MARCHANDISE BOISS. ALCOOL. DIST.
	NETH	57	3,050	624	3,731	P.BAS	
	SWEDN			15	15	SUEDE	
	OTHER			68	68	AUTRE	
COMMODITY TOTAL CIGARETTES		57	3,050	93	3,700	ALL	TOTAL DE MARCHANDISE CIGARETTES
TOBACCO NES	GER	3	2		5	ALL	TABACS NDA
	GER	2	7	13	22	ALL	
	NETH			1	1	P.BAS	
COMMODITY TOTAL SEEDS FOR SOWING NES	GER	2	7	14	23	ALL	TOTAL DE MARCHANDISE GRAINES DE SEMENCE NDA
	LIBER	21		5	26	LIBER	
	OTHER	54	92		146	AUTRE	
COMMODITY TOTAL OIL SEEDS, NUTS NES	NETH	75	108	5	188	P.BAS	TOTAL DE MARCHANDISE GRAINES, NOIX OLEAG. NDA
NURSERY, GREENHOUSE STOCK	GER	126	141	50	317	ALL	PROD. PEPINIERE, SERRE
	NETH			41	41	P.BAS	
	SWEDN	26		41	67	SUEDE	
	LIBER		23		23	LIBER	
	OTHER	29		1	30	AUTRE	
COMMODITY TOTAL		182	164	133	479		TOTAL DE MARCHANDISE

TABLE 2. CARGOES UNLOADED AT CANADIAN PORTS FROM FOREIGN COUNTRIES.

TABLEAU 2. MARCHANDISES DECHARGEES DANS LES PORTS CANADIENS EN PROVENANCE DE PAYS ETRANGERS.

COUNTRY OF ORIGIN AND KIND OF CARGO	REGISTRY OF VESSEL	ATLANTIC ATLANTIQUE	GREAT LAKES GRANDS LACS	PACIFIC PACIFIQUE	TOTAL TOTAL	IMMATIC. DU NAVIRE	PAYS D'ORIGINE ET MARCHANDISE
NETHERLANDS CONT. RUBBER, ALLIED GUMS, NAT CRUDE VEG. PROD. NES	GER	3			3	ALL	PAYS-BAS SUITE CADUTCHOC GOMMES NAT. PR. BRUTS ORIG. VEG. NDA
	GER	1			1	ALL	
	OTHER			4	4	AUTRE	
COMMODITY TOTAL		1		4	5		TOTAL DE MARCHANDISE
TEXTILE FIBRES NES	OTHER	314			314	AUTRE	FIBRES TEXTILES NDA
IRON ORE AND CONC	OTHER			31	31	AUTRE	MINERAL, CONC. DE FER
NICKEL-COPPER ORE	GER			40	40	ALL	MINER. DE CUIVRE-NICKEL
COTTON, TEXTILE WASTE	OTHER		110		110	AUTRE	DECHETS DE COTON, TEXT.
LUMBER AND TIMBER	GER	37	25		62	ALL	BOIS D'OEUVRE ET CHARP.
VENEER, PLYWOOD	GER	36	23		59	ALL	PLACAGES, CDNTRE-PLAC.
	OTHER	21	32		53	AUTRE	
COMMODITY TOTAL		57	55		112		TOTAL DE MARCHANDISE
WOOD FAB. MATERIALS	GER			1	1	ALL	DEMI-PRODUITS EN BOIS
	SWEDN			41	41	SUEDE	
COMMODITY TOTAL				42	42		TOTAL DE MARCHANDISE
PAPER NES	GER	23		5	28	ALL	PAPIER NDA
	SWEDN			40	40	SUEDE	
	OTHER			6	6	AUTRE	
COMMODITY TOTAL		23		51	74		TOTAL DE MARCHANDISE
PAPERBOARD	GER	42			47	ALL	CARTON
BLDG. PAPER AND BOARD	GER		5		63	ALL	PLAQ. CONSTR., PAP/CART.
CORDAGE, TWINE, RDPE	GER			3	3	ALL	CORDAGE, FICELLE, CORDE
TEXTILE FAB. MTL NES	GER	14	2	1	17	ALL	OUVR. EN MAT. TEXT. NDA
	OTHER	23			23	AUTRE	
COMMODITY TOTAL		37	2	1	40		TOTAL DE MARCHANDISE
VEG. OILS, FATS NES	NDRW	280	2,040	30	2,320	NDRV	HUIL. MAT. GRAS. VEG. NDA
DILS, FATS, WAXES NES	GER			30	30	ALL	HUIL. MAT. GRAS. CIRE NDA
	NDRW	525			525	NDRV	
COMMODITY TOTAL		525		30	555		TOTAL DE MARCHANDISE
METALLIC SALTS	U K			110	110	R U	SELS METALLIQUES
	NETH			6	6	P. BAS	
	OTHER		6		6	AUTRE	
COMMODITY TOTAL			6	116	122		TOTAL DE MARCHANDISE
INORGANIC CHEMS. NES	GER	228	53	57	338	ALL	PROD. CHIM. INORG. NDA
	NETH			17	17	P. BAS	
	NORW	9,307			9,307	NDRV	
	SWEDN			16	16	SUEDE	
	LIBER	991			991	LIBER	
	OTHER	42	17		59	AUTRE	
COMMODITY TOTAL		10,568	70	90	10,728		TOTAL DE MARCHANDISE
GLYCOL	NDRW				400	NDRV	GLYCOL
ORGANIC CHEMICALS NES	U K	1,654			1,654	R U	PROD. CHIM. ORGAN. NDA
	GER	519	416	108	1,043	ALL	
	NETH			6	6	P. BAS	
	NORW	16,640			16,640	NDRV	
	LIBER	440			440	LIBER	
	OTHER	1,299	385	54	1,738	AUTRE	
COMMODITY TOTAL		20,552	801	168	21,521		TOTAL DE MARCHANDISE
FERTILIZERS NES	GER	2,600			2,600	ALL	ENGRAIS CHIMIQUE NDA
AGRICULTURAL CHEMICALS	GER	6			6	ALL	PROD. CHIM. AGRICOLES
SYNTHETIC RUBBER	GER	2			2	ALL	CADUTCHOC SYNTHETIQUE
PLASTIC MATERIALS	GER	11	20		31	ALL	MATIERES PLASTIQUES
	SWEDN			7	7	SUEDE	
	OTHER	13	1		14	AUTRE	
COMMODITY TOTAL		24	21	7	52		TOTAL DE MARCHANDISE
DYESTUFF, PIGMENT, PAINT	GER	86			88	ALL	MAT. CDLDR. PIG. PEINTURE
	SWEDN			2	45	SUEDE	
	OTHER		9		13	AUTRE	
COMMODITY TOTAL		86	9	51	146		TOTAL DE MARCHANDISE
CHEM. SPECIALTIES NES	GER	4		3	7	ALL	PROD. CHIM. SPECIAUX NDA
	NORW	507			507	NDRV	
COMMODITY TOTAL		511		3	514		TOTAL DE MARCHANDISE
GASOLINE	U K	6,764			6,764	R U	ESSENCE
FUEL OIL	NETH	9,698			9,698	P. BAS	MAZOUT
	NORW	19,751	23,762		43,513	NDRV	
COMMODITY TOTAL		29,449	23,762		53,211		TOTAL DE MARCHANDISE
LUBRICATING OIL, GREASE	GER	12		42	54	ALL	HUILE, GRAISSE LUBRIF.
	NORW		1,204		1,204	NDRV	
COMMODITY TOTAL		12	1,204	42	1,258		TOTAL DE MARCHANDISE
ASPHALTS, ROAD OILS	LIBER			4,958	4,958	LIBER	ASPHALTE, BITUME LIQD.
COAL TAR, PITCH	GER	62			62	ALL	GOUDRON, BRAI DE BOUIL.
CASTINGS, FORGINGS	GER	4			4	ALL	MOUL. PIECES FORGEES
PLATE & SHEET STEEL	GER	2	12		14	ALL	TOLES, FEUILLES D'ACIER
STRUCTURAL SHAPES	GER			49	49	ALL	PROFILES DE CONSTRUCT.
	OTHER	238			238	AUTRE	
COMMODITY TOTAL		238		49	287		TOTAL DE MARCHANDISE
WIRE	GER	39	16	130	185	ALL	FIL METALLIQUE
	NETH			6	6	P. BAS	
	SWEDN			441	441	SUEDE	
	OTHER	3	47	12	62	AUTRE	
COMMODITY TOTAL		42	63	589	694		TOTAL DE MARCHANDISE
ALUMINUM	GER		30	2	32	ALL	ALUMINIUM
	NETH			1	1	P. BAS	
	OTHER		74		74	AUTRE	
COMMODITY TOTAL			104	3	107		TOTAL DE MARCHANDISE
ZINC AND ALLOYS	GER	3,310			3,310	ALL	ZINC ET ALLIAGES

TABLE 2. CARGOES UNLOADED AT CANADIAN PORTS FROM FOREIGN COUNTRIES.

TABLEAU 2. MARCHANDISES DECHARGEES DANS LES PORTS CANADIENS EN PROVENANCE DE PAYS ETRANGERS.

COUNTRY OF ORIGIN AND KIND OF CARGO	REGISTRY OF VESSEL	ATLANTIC ATLANTIQUE	GREAT LAKES GRANDS LACS	PACIFIC PACIFIQUE	TOTAL TOTAL	IMMATIC. DU NAVIRE	PAYS D'ORIGINE ET MARCHANDISE
<b>NETHERLANDS CONT.</b>							<b>PAYS-BAS SUITE</b>
	NORW	3,349			3,349	NORV	
	OTHER	53			53	AUTRE	
<b>COMMODITY TOTAL</b>		<b>6,712</b>			<b>6,712</b>		<b>TOTAL DE MARCHANDISE</b>
METAL FAB. BASIC PROD.	GER	213		4	217	ALL	OUVR. DE BASE EN METAL
	LIBER		7		7	LIBER	
	OTHER	9	8	29	46	AUTRE	
<b>COMMODITY TOTAL</b>		<b>222</b>	<b>15</b>	<b>33</b>	<b>270</b>		<b>TOTAL DE MARCHANDISE</b>
BRICKS, TILES NES	OTHER			20	20	AUTRE	BRIQUES, TUILES NDA
GLASS BASIC PRODUCTS	GER	34	26	186	246	ALL	OUVR. DE BASE EN VERRE
	LIBER	12			12	LIBER	
	OTHER	3		13	16	AUTRE	
<b>COMMODITY TOTAL</b>		<b>49</b>	<b>26</b>	<b>199</b>	<b>274</b>		<b>TOTAL DE MARCHANDISE</b>
CEMENT	GER	10			10	ALL	CIMENT
NON-MET. MIN. BASIC PROD	GER	52	66		118	ALL	PROD. MIN. NON-MET. BASE
	NETH	1,000			1,000	P. BAS	
	OTHER		7		7	AUTRE	
<b>COMMODITY TOTAL</b>		<b>1,052</b>	<b>73</b>		<b>1,125</b>		<b>TOTAL DE MARCHANDISE</b>
MISO. FABRICATED PROD.	U K			4	4	R U	OUVRAGES DIVERS
	GER	14	7	20	41	ALL	
	SWEDN			1	1	SUEDE	
<b>COMMODITY TOTAL</b>		<b>14</b>	<b>7</b>	<b>25</b>	<b>46</b>		<b>TOTAL DE MARCHANDISE</b>
TRACTORS	SWEDN			4	4	SUEDE	TRACTEURS
MACHINERY NES	U K			2	2	R U	MACHINES NDA
	GER	1,527	145	121	1,793	ALL	
	GREEK	1,942			1,942	GREQQ	
	NETH			29	29	P. BAS	
	SWEDN	22		234	256	SUEDE	
	LIBER		7		7	LIBER	
	OTHER	338	12	127	477	AUTRE	
<b>COMMODITY TOTAL</b>		<b>3,829</b>	<b>164</b>	<b>513</b>	<b>4,506</b>		<b>TOTAL DE MARCHANDISE</b>
PASS. AUTOS AND CHASSIS	DENMK	25			25	DANMK	VOITURES PART., CHASSIS
	GER	2	3	8	13	ALL	
	SWEDN	26			26	SUEDE	
	OTHER	122	13	20	155	AUTRE	
<b>COMMODITY TOTAL</b>		<b>175</b>	<b>16</b>	<b>28</b>	<b>219</b>		<b>TOTAL DE MARCHANDISE</b>
MOTOR VEHICLE ENGINES	GER			2	2	ALL	MOTEURS DE VEH. AUTOM.
	OTHER			26	26	AUTRE	
<b>COMMODITY TOTAL</b>				<b>28</b>	<b>28</b>		<b>TOTAL DE MARCHANDISE</b>
ROAD MOTOR VEH. NES	SWEDN			21	21	SUEDE	VEH. AUTOM. ROUTIERS NDA
SHIPS, AIRCRAFT, MIS. VEH	U K			8	8	R U	NAVIRES, AVIONS, VEH. DIV
	DENMK			14	14	DANMK	
	SWEDN			2	2	SUEDE	
	OTHER	8			8	AUTRE	
<b>COMMODITY TOTAL</b>		<b>8</b>		<b>24</b>	<b>32</b>		<b>TOTAL DE MARCHANDISE</b>
RUBBER TIRES AND TUBES	GER	5	28	6	39	ALL	PNEUS, CHAMBRES A AIR
	OTHER		11	12	23	AUTRE	
<b>COMMODITY TOTAL</b>		<b>5</b>	<b>39</b>	<b>18</b>	<b>62</b>		<b>TOTAL DE MARCHANDISE</b>
EQUIPMENT MISC.	GER	184		8	192	ALL	MATERIEL DIVERS
	NETH			27	27	P. BAS	
	OTHER	21		9	30	AUTRE	
<b>COMMODITY TOTAL</b>		<b>205</b>		<b>44</b>	<b>249</b>		<b>TOTAL DE MARCHANDISE</b>
PERSONAL, HOUSEHOLD GOODS	GER	25	4	63	92	ALL	ART. PERS. ET MENAGERS
	NETH			7	7	P. BAS	
	SWEDN	6	6	32	44	SUEDE	
	LIBER		4		4	LIBER	
	OTHER	55		10	65	AUTRE	
<b>COMMODITY TOTAL</b>		<b>86</b>	<b>14</b>	<b>112</b>	<b>212</b>		<b>TOTAL DE MARCHANDISE</b>
CONTAINERS, CLOSURES	GER			4	4	ALL	CONTENEURS, FERMETURES
	NETH			1	1	P. BAS	
	OTHER		15		15	AUTRE	
<b>COMMODITY TOTAL</b>			<b>15</b>	<b>5</b>	<b>20</b>		<b>TOTAL DE MARCHANDISE</b>
MISC. END PRODUCTS NES	GER	30	5	17	52	ALL	PRODUITS FINIS DIV. NDA
	NETH			2	2	P. BAS	
	SWEDN			2	2	SUEDE	
	OTHER			4	4	AUTRE	
<b>COMMODITY TOTAL</b>		<b>30</b>	<b>5</b>	<b>25</b>	<b>60</b>		<b>TOTAL DE MARCHANDISE</b>
GENERAL CARGO	GER	377	705	42	1,124	ALL	MARCHANDISES DIVERSES
	NETH			5	5	P. BAS	
	SWEDN		9	35	44	SUEDE	
	LIBER	133	30		163	LIBER	
	OTHER	591	7	24	622	AUTRE	
<b>COMMODITY TOTAL</b>		<b>1,101</b>	<b>751</b>	<b>106</b>	<b>1,958</b>		<b>TOTAL DE MARCHANDISE</b>
CONTAINERIZED FREIGHT	U K	174,703		528	175,231	R U	FRET CONTENEURESE
	DENMK			959	959	DANMK	
	GER	1,006	4,971		5,977	ALL	
	NETH	72			72	P. BAS	
	SWEDN	194	202	2,510	2,906	SUEDE	
	LIBER	64	145		209	LIBER	
	OTHER	347	34		381	AUTRE	
<b>COMMODITY TOTAL</b>		<b>176,386</b>	<b>5,352</b>	<b>3,997</b>	<b>185,735</b>		<b>TOTAL DE MARCHANDISE</b>
<b>COUNTRY/REGION TOTAL</b>		<b>264,684*</b>	<b>39,086*</b>	<b>13,258*</b>	<b>317,028*</b>		<b>TOTAL DE PAYS/REGION</b>
<b>NORWAY</b>							<b>NORVEGE</b>
LIVE ANIMALS, NES	GER		8		8	ALL	ANIMAUX VIVANTS, NDA

TABLE 2. CARGOES UNLOADED AT CANADIAN PORTS FROM FOREIGN COUNTRIES.

TABLEAU 2. MARCHANDISES DECHARGEES DANS LES PORTS CANADIENS EN PROVENANCE DE PAYS ETRANGERS.

COUNTRY OF ORIGIN AND KIND OF CARGO	REGISTRY OF VESSEL	ATLANTIC ATLANTIQUE	GREAT LAKES GRANDS LACS	PACIFIC PACIFIQUE	TOTAL TOTAL	IMMATIC. DU NAVIRE	PAYS D'ORIGINE ET MARCHANDISE
NORWAY							NORVEGE
MEAT AND MEAT PREP.NES	GER	2			2	ALL	SUITE
FISH,FRESH OR FROZEN	GER	35	3		38	ALL	VIANDES ET PREP.NDA
	NORW	641			641	NORV	POISSON,FRAIS OU CDNG.
	SWEDN	79			79	SUEDE	
COMMODITY TOTAL		755	3		758		TOTAL DE MARCHANDISE
CHEESE	GER	7			7	ALL	FROMAGE
	SWEDN	39			39	SUEDE	
COMMODITY TOTAL		46			46		TOTAL DE MARCHANDISE
VEGETABLE PREP.NES	GER	31			31	ALL	PREP. DE LEGUMES NDA
SPICES	DENMK	5			5	DANMK	EPICES
	NETH	8			8	P.BAS	
	NORW	1,922			1,922	NORV	
	OTHER	1			1	AUTRE	
COMMODITY TOTAL		1,936			1,936		TOTAL DE MARCHANDISE
MISC.FOOD PREP.NES	GER	218			218	ALL	DIV.PREP.ALIM.NDA
	SWEDN	16		116	132	SUEDE	
COMMODITY TOTAL		234		116	350		TOTAL DE MARCHANDISE
CCNC.COMPLTE FEEDS	SWEDN	16			16	SUEDE	CCNC.,PROV.COMPLETES
CRUDE VEG.PROD.NES	GER	10			10	ALL	PR.BRUTS ORIG.VEG.NDA
NICKEL-COPPER ORE	NORW		177		177	NORV	MINER.OE CUIVRE-NICKEL
STONE,CRUDE NES	GER	125			125	ALL	PIERRE BRUTE NDA
	SWEDN	41			41	SUEDE	
COMMODITY TOTAL		166			166		TOTAL DE MARCHANDISE
SALT	NETH	474			474	P.BAS	SEL
	NORW	243			243	NORV	
COMMODITY TOTAL		717			717		TOTAL DE MARCHANDISE
CRUDE NON-MET.MIN.NES	GER	26			26	ALL	MIN.NON-MET.BRUTS NDA
	NORW	1,819			1,819	NORV	
COMMODITY TOTAL		1,845			1,845		TOTAL DE MARCHANDISE
LUMBER AND TIMBER	SWEDN	53			53	SUEDE	BOIS OEUVRE ET CHARP.
VENEER,PLYWOOD	GER	199			199	ALL	PLACAGES,CENTRE-PLAC.
PAPER NES	GER	35			35	ALL	PAPIER NDA
	SWEDN	34			34	SUEDE	
COMMODITY TOTAL		69			69		TOTAL DE MARCHANDISE
CORDAGE,TWINE,ROPE	GER	2			2	ALL	CORDAGE,FICELLE,CORDE
TEXTILE FAB.MTL NES	GER	140			140	ALL	OUVR.EN MAT.TEXT.NDA
	SWEDN	7			7	SUEDE	
COMMODITY TOTAL		147			147		TOTAL DE MARCHANDISE
OILS,FATS,WAXES NES	GER	4			4	ALL	HUIL.MAT.GRAS.CIRE NDA
METALLIC SALTS	SWEDN	20			20	SUEDE	SELS METALLIQUES
INORGANIC CHEMS. NES	NORW		59		59	NORV	PROD.CHM.INORG.NDA
ORGANIC CHEMICALS NES	SWEDN			125	125	SUEDE	PROD.CHM.ORGAN.NDA
PLASTIC MATERIALS	GER	20			20	ALL	MATIERES PLASTIQUES
	SWEDN				6	SUEDE	
COMMODITY TOTAL		20			26		TOTAL DE MARCHANDISE
OYSTUFF,PIGMENT,PAINT	SWEDN	9			9	SUEDE	MAT.COLOR.PIG.PEINTURE
FERRO-ALLOYS	DENMK		560		560	DANMK	FERRO-ALLIAGES
	GER		10		10	ALL	
	NETH		882		882	P.BAS	
	NORW		4,353		4,353	NORV	
	OTHER		2,204		2,204	AUTRE	
COMMODITY TOTAL			8,009		8,009		TOTAL DE MARCHANDISE
BAR AND RODS,STEEL	GER	212			212	ALL	BARRES ET TIGES ACIER
	SWEDN	5			5	SUEDE	
COMMODITY TOTAL		217			217		TOTAL DE MARCHANDISE
PIPES,TUBES:IRON,STEEL	GER	4			4	ALL	TUYAUX,TUBES:FER,ACIER
	SWEDN	5			5	SUEDE	
COMMODITY TOTAL		9			9		TOTAL DE MARCHANDISE
WIRE	GER	45			45	ALL	FIL METALLIQUE
	SWEDN	2			2	SUEDE	
COMMODITY TOTAL		47			47		TOTAL DE MARCHANDISE
ALUMINUM	GER	881			881	ALL	ALUMINIUM
	NORW	1,105			1,105	NORV	
	SWEDN	13			13	SUEDE	
COMMODITY TOTAL		1,999			1,999		TOTAL DE MARCHANDISE
COPPER AND ALLOYS	NORW		62		62	NORV	CUIVRE ET ALLIAGES
NICKEL AND ALLOYS	NORW	6,184	9,277		15,461	NORV	NICKEL ET ALLIAGES
NON-FERROUS METALS NES	GER	14			14	ALL	METAUX NON-FERREUX NDA
	NORW	784			784	NORV	
COMMODITY TOTAL		798			798		TOTAL DE MARCHANDISE
METAL FAB.BASIC PRDD.	GER	37			37	ALL	OUVR.DE BASE EN METAL
	NORW	1,200			1,200	NORV	
	SWEDN	3			3	SUEDE	
COMMODITY TOTAL		1,240			1,240		TOTAL DE MARCHANDISE
GLASS BASIC PRODUCTS	GER	2			2	ALL	OUVR.OE BASE EN VERRE
	SWEDN	7			7	SUEDE	
COMMODITY TOTAL		9			9		TOTAL DE MARCHANDISE
NCN-MET.MIN.BASIC PROD	GER	61			61	ALL	PRDD.MIN.NON-MET.BASE
	SWEDN	95			95	SUEDE	
COMMODITY TOTAL		156			156		TOTAL DE MARCHANDISE
MISC.FABRICATED PROD.	GER	62			62	ALL	OUVRAGES DIVERS
MACHINERY NES	GER	50			50	ALL	MACHINES NDA
	NETH	5			5	P.BAS	
	NORW	105			105	NORV	
	SWEDN	20			20	SUEDE	
COMMODITY TOTAL		242		18	260		TOTAL DE MARCHANDISE



TABLE 2. CARGOES UNLOADED AT CANADIAN PORTS FROM FOREIGN COUNTRIES.

TABLEAU 2. MARCHANDISES DECHARGEES DANS LES PORTS CANADIENS EN PROVENANCE DE PAYS ETRANGERS.

COUNTRY OF ORIGIN AND KIND OF CARGO	REGISTRY OF VESSEL	ATLANTIC ATLANTIQUE	GREAT LAKES GRANDS LACS	PACIFIC PACIFIQUE	TOTAL TOTAL	IMMATIC. DU NAVIRE	PAYS D'ORIGINE ET MARCHANDISE
<b>NORWAY</b>							<b>NORVEGE</b>
MOTOR VEHICLE ENGINES	SWEDN	4			4	SUEDE	SUITE
RCAC MOTOR VEH. NES	GER	682			682	ALL	MOTEURS DE VEH. AUTOM.
EQUIPMENT MISC.	GER	262			262	ALL	VEH. AUTOM. ROUTIERS NUA
	NETH	58			58	P.BAS	MATERIEL DIVERS
	NORW		1,312		1,312	NORV	
	SWEDN	48		20	68	SUEDE	
<b>COMMODITY TOTAL</b>		<b>368</b>	<b>1,312</b>	<b>20</b>	<b>1,700</b>		<b>TOTAL DE MARCHANDISE</b>
PERSONAL/HSEHOLD GOODS	GER	60	17		77	ALL	ART. PERS. ET MENAGERS
	SWEDN	40			40	SUEDE	
<b>COMMODITY TOTAL</b>		<b>100</b>	<b>17</b>		<b>117</b>		<b>TOTAL DE MARCHANDISE</b>
FIREARMS, AMMUNITION	SWEDN	1			1	SUEDE	ARMES A FEU, MUNITIONS
CONTAINERS, CLOSURES	DENMK	103			103	DANMK	CONTENEURS, FERMETURES
	GREEK	100			100	GRECC	
	NETH	311			311	P.BAS	
	NORW	442			442	NORV	
	OTHER	57			57	AUTRE	
<b>COMMODITY TOTAL</b>		<b>1,013</b>			<b>1,013</b>		<b>TOTAL DE MARCHANDISE</b>
MISC. END PRODUCTS NES	GER	35			35	ALL	PRODUITS FINIS DIV. NDA
	SWEDN	33			33	SUEDE	
<b>COMMODITY TOTAL</b>		<b>68</b>			<b>68</b>		<b>TOTAL DE MARCHANDISE</b>
GENERAL CARGO	GER	43	2,479		2,522	ALL	MARCHANDISES DIVERSES
	SWEDN	27	429	38	494	SUEDE	
<b>COMMODITY TOTAL</b>		<b>70</b>	<b>2,908</b>	<b>38</b>	<b>3,016</b>		<b>TOTAL DE MARCHANDISE</b>
CONTAINERIZED FREIGHT	GER		259		259	ALL	FRET CONTENEURESE
	SWEDN		108		108	SUEDE	
<b>COMMODITY TOTAL</b>			<b>367</b>		<b>367</b>		<b>TOTAL DE MARCHANDISE</b>
<b>COUNTRY/REGION TOTAL</b>		<b>19,558*</b>	<b>22,199*</b>	<b>323*</b>	<b>42,080*</b>		<b>TOTAL DE PAYS/REGION</b>
<b>PORTUGAL</b>							<b>PORTUGAL</b>
MEAT, FRESH OR FROZEN	OTHER		75		75	AUTRE	VIANDE, FRAICHE / CONG.
FISH, FRESH OR FROZEN	ITALY	66		3	69	ITAL	POISSON, FRAIS OU CONG.
	NETH			16	16	P.BAS	
	LIBER			3	3	LIBER	
	OTHER			37	37	AUTRE	
<b>COMMODITY TOTAL</b>		<b>66</b>		<b>59</b>	<b>125</b>		<b>TOTAL DE MARCHANDISE</b>
FISH, SALTED DR CURED	LIBER			9	9	LIBER	POISSON, SALE OU FUME
FISH, CANNED	ITALY	29			29	ITAL	POISSON EN BOITES
	LIBER			4	4	LIBER	
<b>COMMODITY TOTAL</b>		<b>29</b>		<b>4</b>	<b>33</b>		<b>TOTAL DE MARCHANDISE</b>
CHEESE	NETH			12	12	P.BAS	FROMAGE
	LIBER			31	31	LIBER	
	OTHER	1		5	6	AUTRE	
<b>COMMODITY TOTAL</b>		<b>1</b>		<b>48</b>	<b>49</b>		<b>TOTAL DE MARCHANDISE</b>
FRESH FRUITS, BERRIES	NETH			4	4	P.BAS	FRUITS, BAIES FRAIS
	OTHER		91		91	AUTRE	
<b>COMMODITY TOTAL</b>			<b>91</b>	<b>4</b>	<b>95</b>		<b>TOTAL DE MARCHANDISE</b>
FRUIT PULP, PUREE	ITALY	71			71	ITAL	PULPE DE FRUIT, PUREE
FRUIT, PRES. NOT CANNED	GREEK	18			18	GRECC	CONS. FRUITS NDN BOITE
	ITALY	26			26	ITAL	
	OTHER		8		8	AUTRE	
<b>COMMODITY TOTAL</b>		<b>44</b>	<b>8</b>		<b>52</b>		<b>TOTAL DE MARCHANDISE</b>
FRUITS, PREP. CANNED	ITALY	16			16	ITAL	FRUITS PREP. EN BOITE
NUTS, EXC. OIL NUTS NES	ITALY		2		2	ITAL	NOIX, SAUF OLEAG. NDA
	OTHER	4			4	AUTRE	
<b>COMMODITY TOTAL</b>		<b>4</b>	<b>2</b>		<b>6</b>		<b>TOTAL DE MARCHANDISE</b>
VEGETABLES, FRESH	GER			1	1	ALL	LEGUMES, FRAIS
	OTHER		89		89	AUTRE	
<b>COMMODITY TOTAL</b>			<b>89</b>	<b>1</b>	<b>90</b>		<b>TOTAL DE MARCHANDISE</b>
VEGETABLES, FROZEN	OTHER	148			148	AUTRE	LEGUMES, CONGELES
VEGETABLES, DRIED	OTHER			5	5	AUTRE	LEGUMES, SECS
VEGETABLE PREP. NES	GER	991			991	ALL	PREP. DE LEGUMES NDA
	ITALY			272	272	ITAL	
	NETH			239	239	P.BAS	
	LIBER			30	30	LIBER	
	OTHER	74	10	33	117	AUTRE	
<b>COMMODITY TOTAL</b>		<b>1,065</b>	<b>10</b>	<b>942</b>	<b>2,017</b>		<b>TOTAL DE MARCHANDISE</b>
MISQ. FOOD PREP. NES	GER			6	6	ALL	DIV. PREP. ALIM. NDA
	ITALY	12			12	ITAL	
	PANAM		20		20	PANAM	
	OTHER	454	35	52	541	AUTRE	
<b>COMMODITY TOTAL</b>		<b>466</b>	<b>55</b>	<b>58</b>	<b>579</b>		<b>TOTAL DE MARCHANDISE</b>
WINES	GER			12	12	ALL	VINS
	ITALY	149	6	68	223	ITAL	
	NETH			42	42	P.BAS	
	LIBER			306	306	LIBER	
	PANAM		2		2	PANAM	
	OTHER	42			42	AUTRE	
<b>COMMODITY TOTAL</b>		<b>191</b>	<b>8</b>	<b>428</b>	<b>627</b>		<b>TOTAL DE MARCHANDISE</b>
DIST. ALCOHOLIC BEV.	GER		2	171	173	ALL	BOISS. ALCOOL. DIST.
	GREEK	3			3	GRECC	
	ITALY	25			25	ITAL	
	NETH			118	118	P.BAS	
	OTHER	34		171	205	AUTRE	
<b>COMMODITY TOTAL</b>		<b>62</b>	<b>2</b>	<b>460</b>	<b>524</b>		<b>TOTAL DE MARCHANDISE</b>

TABLE 2. CARGOES UNLOADED AT CANADIAN PORTS FROM FOREIGN COUNTRIES.  
 TABLEAU 2. MARCHANDISES DECHARGEES DANS LES PORTS CANADIENS EN PROVENANCE DE PAYS ETRANGERS.

COUNTRY OF ORIGIN AND KIND OF CARGO	REGISTRY OF VESSEL	ATLANTIC ATLANTIQUE	GREAT LAKES GRANDS LACS	PACIFIC PACIFIQUE	TOTAL TOTAL	IMMATIC. DU NAVIRE	PAYS D'ORIGINE ET MARCHANDISE
<b>PORTUGAL CONT.</b>							<b>PORTUGAL SUITE</b>
RAW HIDES AND SKINS	ITALY	47			47	ITAL	PEAUX ET CUIRS BRUT
CRUDE VEG.PROD.NES	ITALY	55	70		125	ITAL	PR.BRUTS ORIG.VEG.NDA
CRUDE WOOD MTLs. NES	ITALY	44			44	ITAL	MATIERES BOIS BRUT NDA
	OTHER	20			20	AUTRE	
<b>COMMODITY TOTAL</b>		<b>64</b>			<b>64</b>		<b>TOTAL DE MARCHANDISE</b>
TEXTILE FIBRES NES	OTHER	162			162	AUTRE	FIBRES TEXTILES NDA
ZINC ORE AND CONC.	GER		133		133	ALL	MINERAL, CONC. DE ZINC
STONE, CRUDE NES	GER		16		16	ALL	PIERRE BRUTE NDA
	GREEK	11			11	GRECQ	
	ITALY	66			66	ITAL	
	PANAM		3		3	PANAM	
	OTHER	148			148	AUTRE	
<b>COMMODITY TOTAL</b>		<b>225</b>	<b>19</b>		<b>244</b>		<b>TOTAL DE MARCHANDISE</b>
WASTE AND SCRAP NES	ITALY	40			40	ITAL	DECHETS ET REBUTS NDA
LEATHER	LIBER	3			3	LIBER	CUIR
LUMBER AND TIMBER	GER		3		3	ALL	BOIS D'OEUVRE ET CHARP.
	ITALY	10			10	ITAL	
<b>COMMODITY TOTAL</b>		<b>10</b>	<b>3</b>		<b>13</b>		<b>TOTAL DE MARCHANDISE</b>
WOOD FAB.MATERIALS	GER		4		4	ALL	DEMI-PRODUITS EN BOIS
	GREEK	46			46	GRECQ	
	ITALY	179			179	ITAL	
	LIBER	38			38	LIBER	
	PANAM		1		1	PANAM	
	OTHER	465			465	AUTRE	
<b>COMMODITY TOTAL</b>		<b>728</b>	<b>5</b>		<b>733</b>		<b>TOTAL DE MARCHANDISE</b>
PAPER NES	ITALY	2			2	ITAL	PAPIER NDA
PAPERBOARD	OTHER	5			5	AUTRE	CARTON
BLDG.PAPER AND BOARD	GER	216			216	ALL	PLAQ.CONSTR., PAP/CART.
	ITALY		150		150	ITAL	
	OTHER	237			237	AUTRE	
<b>COMMODITY TOTAL</b>		<b>453</b>	<b>150</b>		<b>603</b>		<b>TOTAL DE MARCHANDISE</b>
CORRAGE, TWINE, ROPE	GER			3	3	ALL	CORRAGE, FICELLE, CORDE
	GREEK	8	406		414	GRECQ	
	ITALY	146		20	166	ITAL	
	NETH			3	3	P.BAS	
	LIBER	709	1,348	16	2,073	LIBER	
	CAN	550			550	CAN	
	OTHER	29		3	32	AUTRE	
<b>COMMODITY TOTAL</b>		<b>1,442</b>	<b>1,754</b>	<b>45</b>	<b>3,241</b>		<b>TOTAL DE MARCHANDISE</b>
TEXTILE FAB.MTL NES	GREEK	47			47	GRECQ	OUVR.EN MAT.TEXT.NDA
	ITALY	166	33		199	ITAL	
	LIBER			261	261	LIBER	
	OTHER	37		441	478	AUTRE	
<b>COMMODITY TOTAL</b>		<b>250</b>	<b>33</b>	<b>702</b>	<b>985</b>		<b>TOTAL DE MARCHANDISE</b>
VEG.OILS,FATS NES	NETH			5	5	P.BAS	HUIL.MAT.GRAS.VEG.NDA
	LIBER			13	13	LIBER	
	OTHER	15		18	15	AUTRE	
<b>COMMODITY TOTAL</b>		<b>15</b>		<b>18</b>	<b>33</b>		<b>TOTAL DE MARCHANDISE</b>
OILS,FATS,WAXES NES	NDRW	398			398	NDRW	HUIL.MAT.GRAS.CIRE NDA
ORGANIC CHEMICALS NES	ITALY	2			2	ITAL	PRDD.CHEM.ORGAN.NDA
	OTHER	41	28		69	AUTRE	
<b>COMMODITY TOTAL</b>		<b>43</b>	<b>28</b>		<b>71</b>		<b>TOTAL DE MARCHANDISE</b>
SYNTHETIC RUBBER	LIBER	2			2	LIBER	CADOUTCHOUQ SYNETHIQUE
PLASTIC MATERIALS	ITALY	2	17		20	ITAL	MATIERES PLASTIQUES
FUEL OIL	GREEK	13,633		1	13,633	GRECQ	MAZOUT
PIPES,TUBES:IRON,STEEL	OTHER		8		8	AUTRE	TUYAUX,TUBES:FER,ACIER
COPPER AND ALLOYS	ITALY	303			303	ITAL	CUIVRE ET ALLIAGES
METAL FAB.BASIC PROD.	ITALY	3			3	ITAL	OUVR.DE BASE EN METAL
GLASS BASIC PRODUCTS	GER		2		2	ALL	OUVR.DE BASE EN VERRE
	GREEK	5			5	GRECQ	
	OTHER	6			6	AUTRE	
<b>COMMODITY TOTAL</b>		<b>11</b>	<b>2</b>		<b>13</b>		<b>TOTAL DE MARCHANDISE</b>
NON-MET.MIN.BASIC PROD	ITALY	49			49	ITAL	PROD.MIN.NON-MET.BASE
	LIBER			4	4	LIBER	
	OTHER	17			17	AUTRE	
<b>COMMODITY TOTAL</b>		<b>66</b>		<b>4</b>	<b>70</b>		<b>TOTAL DE MARCHANDISE</b>
MISC.FABRICATED PROD.	GER			13	13	ALL	OUVRAGES DIVERS
	LIBER	3	60		63	LIBER	
	PANAM		9		9	PANAM	
	OTHER	114			114	AUTRE	
<b>COMMODITY TOTAL</b>		<b>117</b>	<b>69</b>	<b>13</b>	<b>199</b>		<b>TOTAL DE MARCHANDISE</b>
MACHINERY NES	ITALY	2			2	ITAL	MACHINES NDA
	PANAM		76		76	PANAM	
	OTHER	1			1	AUTRE	
<b>COMMODITY TOTAL</b>		<b>3</b>	<b>76</b>		<b>79</b>		<b>TOTAL DE MARCHANDISE</b>
MOTOR VEHICLE ENGINES	OTHER	1			1	AUTRE	MOTEURS DE VEH.AUTOM.
SHIPS,AIRCRAFT,MIS.VEH	ITALY		8		8	ITAL	NAVIRES,AVIONS,VEH.CIV
EQUIPMENT MISC.	GREEK	2			5	GRECQ	MATERIEL DIVERS
PERSONAL,HSEHOLD GOODS	GER		1	484	485	ALL	ART.PERS.ET MENAGERS
	GREEK	6			6	GRECQ	
	ITALY	12	2		14	ITAL	
	NETH				1	P.BAS	
	LIBER			2	2	LIBER	
	PANAM	39	9		48	PANAM	
	OTHER	16		1	17	AUTRE	
<b>COMMODITY TOTAL</b>		<b>73</b>	<b>12</b>	<b>488</b>	<b>573</b>		<b>TOTAL DE MARCHANDISE</b>

TABLE 2. CARGOES UNLOADED AT CANADIAN PORTS FROM FOREIGN COUNTRIES.

TABLEAU 2. MARCHANDISES DECHARGÉES DANS LES PORTS CANADIENS EN PROVENANCE DE PAYS ÉTRANGERS.

COUNTRY OF ORIGIN AND KIND OF CARGO	REGISTRY OF VESSEL	ATLANTIC ATLANTIQUE	GREAT LAKES GRANDS LACS	PACIFIC PACIFIQUE	TOTAL TOTAL	IMMATIC. DU NAVIRE	PAYS D'ORIGINE ET MARCHANDISE
<b>PORTUGAL</b>							<b>PORTUGAL</b>
CONTAINERS, CLOSURES	GREEK	2			2	GRECQ	SUITE
	ITALY	1			1	ITAL	CONTENEURS, FERMETURES
	OTHER	3			3	AUTRE	
COMMODITY TOTAL		6			6		TOTAL DE MARCHANDISE
MISC. END PRODUCTS NES	GREEK	2			2	GRECQ	PRODUITS FINIS DIV. NDA
	ITALY	15			15	ITAL	
	LIBER	2		2	4	LIBER	
	OTHER	70			70	AUTRE	
COMMODITY TOTAL		89		2	91		TOTAL DE MARCHANDISE
GENERAL CARGO	GER	14		5	19	ALL	MARCHANDISES DIVERSES
	GREEK	2	242		244	GRECQ	
	ITALY	53	553		606	ITAL	
	NETH			3	3	P-BAS	
	LIBER	2	3		5	LIBER	
	PANAM		14		14	PANAM	
	OTHER	7	465	2	474	AUTRE	
COMMODITY TOTAL		78	1,277	10	1,365		TOTAL DE MARCHANDISE
CONTAINERIZED FREIGHT	U K	7	1,340		1,347	R U	FRET CONTENEURESE
	GER	2,549	1,335		3,884	ALL	
	ITALY	620			620	ITAL	
	OTHER	530			530	AUTRE	
COMMODITY TOTAL		3,706	2,675		6,381		TOTAL DE MARCHANDISE
COUNTRY/REGION TOTAL		24,200*	6,679*	3,304*	34,183*		TOTAL DE PAYS/REGION
<b>SPAIN</b>							<b>ESPAGNE</b>
CATTLE	ITALY	26			26	ITAL	BOVINS
MEAT, FRESH OR FROZEN	OTHER		9		9	AUTRE	VIANDE, FRAICHE / CONG.
FISH, FRESH OR FROZEN	ITALY	16			16	ITAL	POISSON, FRAIS OU CONG.
	OTHER			26	26	AUTRE	
COMMODITY TOTAL		16		26	42		TOTAL DE MARCHANDISE
FISH, CANNED	ITALY			1	1	ITAL	POISSON EN BOTTES
	OTHER		10	2	12	AUTRE	
COMMODITY TOTAL			10	3	13		TOTAL DE MARCHANDISE
SHELL FISH, NES	OTHER	6	3		9	AUTRE	MOLLUSQUES CRUST., NDA
CHEESE	ITALY			16	16	ITAL	FROMAGE
	OTHER	1			1	AUTRE	
COMMODITY TOTAL		1		16	17		TOTAL DE MARCHANDISE
CEREALS UNMILLED, NES	OTHER		6		6	AUTRE	CEREALES NON MOUL., NDA
FRESH FRUITS, BERRIES	GREEK		317		317	GRECQ	FRUITS, BAIES FRAIS
	ITALY			17	17	ITAL	
	NETH			9	9	P-BAS	
	PANAM		88		88	PANAM	
	OTHER	18			18	AUTRE	
COMMODITY TOTAL		18	405	26	449		TOTAL DE MARCHANDISE
FRUIT JUICES	GREEK	3	1		4	GRECQ	JUS DE FRUIT
	ITALY	18		14	32	ITAL	
	LIBER		4	2	6	LIBER	
	OTHER	20	85		105	AUTRE	
COMMODITY TOTAL		41	90	16	147		TOTAL DE MARCHANDISE
FRUIT PULP, PUREE	GREEK			6	6	GRECQ	PULPE DE FRUIT, PUREE
	OTHER		10		10	AUTRE	
COMMODITY TOTAL			10	6	16		TOTAL DE MARCHANDISE
FRUIT, PREP. NOT CANNED	GER		170		170	ALL	CONS. FRUITS NON BOITE
	GREEK	730			730	GRECQ	
	ITALY	2,418	152	88	2,658	ITAL	
	LIBER			67	67	LIBER	
	PANAM		149		149	PANAM	
	OTHER	1	11		12	AUTRE	
COMMODITY TOTAL		3,149	482	155	3,786		TOTAL DE MARCHANDISE
FRUITS, PREP. CANNED	ITALY	490	725	42	1,257	ITAL	FRUITS PREP. EN BOITE
	NORW	141			141	NDRV	
	PANAM	55			55	PANAM	
COMMODITY TOTAL		686	725	42	1,453		TOTAL DE MARCHANDISE
NUTS, EXC. OIL NUTS NES	ITALY	1		2	3	ITAL	NOIX, SAUF OLEAG. NDA
VEGETABLES, FRSH	GREEK	120			120	GRECQ	LEGUMES, FRAIS
	ITALY	145		76	221	ITAL	
	NORW	119			119	NORV	
	LIBER			12	12	LIBER	
	OTHER	58	75		133	AUTRE	
COMMODITY TOTAL		442	75	88	605		TOTAL DE MARCHANDISE
VEGETABLES, DRIED	OTHER	3			3	AUTRE	LEGUMES, SECS
VEGETABLE PREP. NES	GER			22	22	ALL	PREP. DE LEGUMES NDA
	ITALY	128		783	911	ITAL	
	NETH			115	115	P-BAS	
	LIBER			87	87	LIBER	
	PANAM	14			14	PANAM	
	OTHER	94	17		111	AUTRE	
COMMODITY TOTAL		236	17	1,007	1,260		TOTAL DE MARCHANDISE
SUGAR PREPARATIONS	GREEK	26			26	GRECQ	PREP. A BASE DE SUCRE
TEA	ITALY			1	1	ITAL	THE
SPICES	ITALY	20		20	40	ITAL	EPICES
	OTHER	27	11		38	AUTRE	
COMMODITY TOTAL		47	11	20	78		TOTAL DE MARCHANDISE
MISC. FOOD PREP. NES	GER		17		17	ALL	PREP. ALIM. NDA

TABLE 2. CARGOES UNLOADED AT CANADIAN PORTS FROM FOREIGN COUNTRIES.

TABLEAU 2. MARCHANDISES DECHARGEES DANS LES PORTS CANADIENS EN PROVENANCE DE PAYS ETRANGERS.

COUNTRY OF ORIGIN AND KIND OF CARGO	REGISTRY OF VESSEL	ATLANTIC ATLANTIQUE	GREAT LAKES GRANDS LACS	PACIFIC PACIFIQUE	TOTAL TOTAL	IMMATIC. DU NAVIRE	PAYS D'ORIGINE ET MARCHANDISE
SPAIN CONT.							ESPAGNE SUITE
	GREEK	178			178	GRECQ	
	ITALY	215		15	230	ITAL	
	NORW	31			31	NORV	
	LIBER			10	10	LIBER	
	PANAM		49		49	PANAM	
	OTHER	476	82		558	AUTRE	
COMMODITY TOTAL		900	148	25	1,073		TOTAL DE MARCHANDISE
CONC. COMPLETE FEEDS	OTHER		3		3	AUTRE	CONC. PROCV. COMPLETES
NON-ALCOHOLIC BEVERAGE	ITALY			11	11	ITAL	BOISSONS NON-ALCOOLIQ.
WINES	ITALY	22			22	ITAL	VINS
	NETH			19	19	P.BAS	
	LIBER			125	125	LIBER	
	OTHER		6	63	69	AUTRE	
COMMODITY TOTAL		22	6	284	312		TOTAL DE MARCHANDISE
FERM. ALCOHOLIC BEV.	ITALY			3	3	ITAL	BOISS. ALCOOL. FERME.
DIST. ALCOHOLIC BEV.	GER			26	26	ALL	BOISS. ALCOOL. DIST.
	GREEK	24			24	GRECQ	
	ITALY	15		74	89	ITAL	
	NETH			196	196	P.BAS	
	NORW	6			6	NORV	
	LIBER			21	21	LIBER	
	OTHER			1	1	AUTRE	
COMMODITY TOTAL		45		318	363		TOTAL DE MARCHANDISE
RAW HIDES AND SKINS	ITALY	61			61	ITAL	PEAUX ET CUIRS BRUT
SEEDS FOR SOWING NES	ITALY	6			6	ITAL	GRAINES DE SEMENCE NDA
NURSERY, GREENHSE STOCK	LIBER		3		3	LIBER	PROD. PEPINIERE, SERRE
RUBBER, ALLIED GUMS, NAT	ITALY	2			2	ITAL	CADUTCHOC GOMME S NAT.
CRUDE VEG. PROD. NES	ITALY	33			33	ITAL	PR. BRUTS ORIG. VEG. NDA
	NORW	45			45	NORV	
	PANAM		3		3	PANAM	
	OTHER	7	5		12	AUTRE	
COMMODITY TOTAL		85	8		93		TOTAL DE MARCHANDISE
CRUDE WOOD MTL. NES	ITALY	31		8	39	ITAL	MATIERES BOIS BRUT NDA
	OTHER	5			5	AUTRE	
COMMODITY TOTAL		36		8	44		TOTAL DE MARCHANDISE
WOOL AND ANIMAL HAIR	LIBER		1		1	LIBER	LAIN. POILS ANIMAL
TEXTILE FIBRES NES	OTHER	38			38	AUTRE	FIBRES TEXTILES NDA
IRON ORE AND CONC	ITALY	6			6	ITAL	MINERAL, CONC. DE FER
STONE, CRUDE NES	GREEK	11			11	GRECQ	PIERRE BRUTE NDA
WATER AND ICE	GREEK	1			1	GRECQ	EAU ET GLACE
FLUORSPAR	U K	8,202			8,202	R U	SPATH FLUOR
CRUDE NON-MET. MIN. NES	ITALY	20			20	ITAL	MIN. NON-MET. BRUTS NDA
COTTON, TEXTILE WASTE	ITALY	181			181	ITAL	DECHETS DE COTON, NDA
	OTHER		12		12	AUTRE	
COMMODITY TOTAL		181	12		193		TOTAL DE MARCHANDISE
LEATHER	PANAM	41			41	PANAM	CUIR
	OTHER	9			9	AUTRE	
COMMODITY TOTAL		50			50		TOTAL DE MARCHANDISE
RUBBER FAB. MATERIALS	OTHER	5			5	AUTRE	DEMI-PROD. CADUTCHOC
LUMBER AND TIMBER	GER			1	1	ALL	BOIS OEUVRE ET CHARP.
	ITALY	17			17	ITAL	
	OTHER	5			5	AUTRE	
COMMODITY TOTAL		22		1	23		TOTAL DE MARCHANDISE
WOOD FAB. MATERIALS	GREEK	19			19	GRECQ	DEMI-PRODUITS EN BOIS
	ITALY	71		3	74	ITAL	
	LIBER			16	16	LIBER	
	PANAM		13		13	PANAM	
	OTHER	61	16		77	AUTRE	
COMMODITY TOTAL		151	29	19	199		TOTAL DE MARCHANDISE
PULP	ITALY	5			5	ITAL	PATE
PAPER NES	GREEK	51			51	GRECQ	PAPIER NDA
	OTHER	3			3	AUTRE	
COMMODITY TOTAL		54			54		TOTAL DE MARCHANDISE
PAPERBOARD	LIBER			5	5	LIBER	CARTON
BLCC, PAPER AND BOARD	OTHER		11		11	AUTRE	PLAQ. CONSTR., PAP/CART.
CORDAGE, TWINE, ROPE	ITALY	12			12	ITAL	CORDAGE, FICELLE, CORDE
	OTHER	19			19	AUTRE	
COMMODITY TOTAL		31			31		TOTAL DE MARCHANDISE
TEXTILE FAB. MTL NES	GREEK	136			136	GRECQ	OUVR. EN MAT. TEXT. NDA
	ITALY	769			769	ITAL	
	NORW	23			23	NORV	
	LIBER	2			2	LIBER	
	PANAM		8		8	PANAM	
	OTHER	762			762	AUTRE	
COMMODITY TOTAL		1,692	8		1,700		TOTAL DE MARCHANDISE
VEG. OILS, FATS NES	ITALY	54	8	113	175	ITAL	HUIL. MAT. GRAS. VEG. NDA
	LIBER			8	8	LIBER	
	PANAM		36		36	PANAM	
COMMODITY TOTAL		54	44	121	219		TOTAL DE MARCHANDISE
INORGANIC CHEMS. NES	ITALY	30		20	50	ITAL	PROD. CHIM. INORG. NDA
	OTHER	2			2	AUTRE	
COMMODITY TOTAL		32		20	52		TOTAL DE MARCHANDISE
ORGANIC CHEMICALS NES	GREEK	3			3	GRECQ	PROD. CHIM. ORGAN. NDA
	ITALY	11			11	ITAL	
	LIBER			6	6	LIBER	
	PANAM		20		20	PANAM	

TABLE 2. CARGOES UNLOADED AT CANADIAN PORTS FROM FOREIGN COUNTRIES.

TABLEAU 2. MARCHANDISES DECHARGEES DANS LES PORTS CANADIENS EN PROVENANCE DE PAYS ETRANGERS.

COUNTRY OF ORIGIN AND KIND OF CARGO	REGISTRY OF VESSEL	ATLANTIC ATLANTIQUE	GREAT LAKES GRANDS LACS	PACIFIC PACIFIQUE	TOTAL TOTAL	IMMATIC. OU NAVIRE	PAYS D'ORIGINE ET MARCHANDISE
SPAIN	CONT.						ESPAGNE
COMMODITY TOTAL	OTHER	20			20	AUTRE	SUITE
PLASTIC MATERIALS	GER	34	20	6	60		TOTAL DE MARCHANDISE
DYESTUFF, PIGMENT, PAINT	ITALY		1		1	ALL	MATERES PLASTIQUES
CHEM. SPECIALTIES NES	ITALY	3		20	20	ITAL	MAT. CCLCR. PIG. PEINTURE
	NETH			4	3	ITAL	PRDD. CHIM. SPECIAUX NDA
COMMODITY TOTAL		3		4	7	P.BAS	TOTAL DE MARCHANDISE
FUEL OIL	LIBER		19,892		19,892	LIBER	MAZOUT
FERRC-ALLOYS	ITALY			26	26	ITAL	FERRC-ALLIAGES
PRIMARY IRON, STEEL NES	ITALY		1	4	5	ITAL	FER. ACIER PRIMAIR. NDA
BAR5 AND RODS, STEEL	NETH			2	2	P.BAS	BARRES ET TIGES ACIER
	OTHER			1	1	AUTRE	
COMMODITY TOTAL				3	3		TOTAL DE MARCHANDISE
PLATE & SHEET STEEL	NETH			2	2	P.BAS	TOLES, FEUILLES DACIER
STRUCTURAL SHAPES	GREEK	6			6	GREGQ	PROFILES DE CONSTRUCT.
	OTHER	313			313	AUTRE	
COMMODITY TOTAL		319			319		TOTAL DE MARCHANDISE
COPPER AND ALLOYS	GREEK	8			8	GREGQ	CUIVRE ET ALLIAGES
	ITALY	165			165	ITAL	
COMMODITY TOTAL		173			173		TOTAL DE MARCHANDISE
METAL FAB. BASIC PROD.	GREEK	15			15	GREGQ	OUVR. DE BASE EN METAL
	ITALY		3	1	4	ITAL	
	NETH			258	258	P.BAS	
	NORW	4			4	NORV	
	OTHER	757	381	60	1,198	AUTRE	
COMMODITY TOTAL		776	384	319	1,479		TOTAL DE MARCHANDISE
BRICKS, TILES NES	GREEK	47			47	GREGQ	BRIQUE5, TUILES NDA
	PANAM	57	133		190	PANAM	
	OTHER	180	121		301	AUTRE	
COMMODITY TOTAL		284	254		538		TOTAL DE MARCHANDISE
GLASS BASIC PRODUCTS	GER			127	127	ALL	OUVR. DE BASE EN VERRE
	GREEK	103			103	GREGQ	
	NETH			1,131	1,131	P.BAS	
	LIBER	1			1	LIBER	
	OTHER	2,020	1,433	114	3,567	AUTRE	
COMMODITY TOTAL		2,124	1,433	1,372	4,929		TOTAL DE MARCHANDISE
NON-MET. MIN. BASIC PROD	ITALY	5		4	9	ITAL	PROD. MIN. NON-MET. BASE
	PANAM		103		103	PANAM	
	OTHER	23			23	AUTRE	
COMMODITY TOTAL		28	103	4	135		TOTAL DE MARCHANDISE
MISC. FABRICATED PROD.	LIBER	279		4	279	LIBER	DUVRAGES DIVERS
	OTHER		16		16	AUTRE	
COMMODITY TOTAL		279	16		295		TOTAL DE MARCHANDISE
TRACTORS	LIBER			25	25	LIBER	TRACTEURS
MACHINERY NES	GER			85	85	ALL	MACHINES NDA
	GREEK	28			28	GREGQ	
	ITALY	48		150	198	ITAL	
	NETH			2	2	P.BAS	
	LIBER			11	11	LIBER	
	PANAM		5		5	PANAM	
	OTHER	139	18		157	AUTRE	
COMMODITY TOTAL		215	23	248	486		TOTAL DE MARCHANDISE
MOTOR VEHICLE ENGINES	GER			14	14	ALL	MOTEURS DE VEH. AUTOM.
	LIBER			4	4	LIBER	
	OTHER	237			237	AUTRE	
COMMODITY TOTAL		237		18	255		TOTAL DE MARCHANDISE
RCAC MOTOR VEH. NES	ITALY			8	8	ITAL	VEH. AUTOM. ROUTIERS NDA
	LIBER			10	10	LIBER	
	OTHER			4	4	AUTRE	
COMMODITY TOTAL				22	22		TOTAL DE MARCHANDISE
SHIPS, AIRCRAFT, MIS. VEH	GER			4	4	ALL	NAVIRES, AVIONS, VEH. CIV
	GREEK	18			18	GREGQ	
	ITALY	3		46	49	ITAL	
	OTHER	19		28	47	AUTRE	
COMMODITY TOTAL		40		78	118		TOTAL DE MARCHANDISE
RUBBER TIRES AND TUBES	GER			1	1	ALL	PNEUS, CHAMBRES A AIR
	ITALY			11	11	ITAL	
	OTHER	30	5		35	AUTRE	
COMMODITY TOTAL		30	5	12	47		TOTAL DE MARCHANDISE
EQUIPMENT MISC.	GER	32	1	1	34	ALL	MATERIEL DIVERS
	GREEK	24			24	GREGQ	
	ITALY	67		8	75	ITAL	
	LIBER	1			1	LIBER	
	PANAM		2		2	PANAM	
	OTHER	62	57		119	AUTRE	
COMMODITY TOTAL		186	60	9	255		TOTAL DE MARCHANDISE
PERSONAL, HSEHDLO GOODS	GER		6		6	ALL	ART. PERS. ET MENAGERS
	GREEK	96	1		97	GREGQ	
	ITALY	140	3	28	171	ITAL	
	NORW	61			61	NORV	
	LIBER			13	13	LIBER	
	PANAM	12	1		13	PANAM	
	OTHER	992	141	15	1,148	AUTRE	
COMMODITY TOTAL		1,301	152	56	1,509		TOTAL DE MARCHANDISE
FIREARMS, AMMUNITION	GER	369			369	ALL	ARRES A FEU, MUNITIONS

TABLE 2. CARGOES UNLOADED AT CANADIAN PORTS FROM FOREIGN COUNTRIES.

TABLEAU 2. MARCHANDISES DECHARGEES DANS LES PORTS CANADIENS EN PROVENANCE DE PAYS ETRANGERS.

COUNTRY OF ORIGIN AND KIND OF CARGO	REGISTRY OF VESSEL	ATLANTIC ATLANTIQUE	GREAT LAKES GRANDS LACS	PACIFIC PACIFIQUE	TOTAL TOTAL	IMMATIC. DU NAVIRE	PAYS D'ORIGINE ET MARCHANDISE
<b>SPAIN CONT.</b>							<b>ESPAGNE SUITE</b>
OTHER		2			2	AUTRE	
COMMODITY TOTAL		506			506		TOTAL DE MARCHANDISE
MISC. END PRODUCTS NES	GREEK	6			6	GRECQ	PRODUITS FINIS DIV.NDA
	ITALY	4			4	ITAL	
	OTHER	244	35		279	AUTRE	
COMMODITY TOTAL		254	35		289		TOTAL DE MARCHANDISE
GENERAL CARGO	GER	5	308	1	314	ALL	MARCHANDISES DIVERSES
	GREEK	24	786		810	GRECQ	
	ITALY	78	919	86	1,083	ITAL	
	NORV	26	190		216	NORV	
	LIBER	25	18		43	LIBER	
	PANAM		38		38	PANAM	
	OTHER	577	465		1,042	AUTRE	
COMMODITY TOTAL		735	2,724	87	3,546		TOTAL DE MARCHANDISE
CONTAINERIZED FREIGHT	GER	370	1,521		1,891	ALL	FRET CONTENEURESE
	ITALY	49			49	ITAL	
	OTHER	931	731		1,662	AUTRE	
COMMODITY TOTAL		1,350	2,252		3,602		TOTAL DE MARCHANDISE
COUNTRY/REGION TOTAL		25,284*	29,471*	4,538*	59,293*		TOTAL DE PAYS/REGION
<b>SWEDEN</b>							<b>SUEDE</b>
MEAT, FRESH OR FROZEN	SWEDN			1	1	SUEDE	VIANDE, FRAICHE / CONG.
MEAT AND MEAT PREP. NES	SWEDN	27			27	SUEDE	VIANDES ET PREP. NDA
FISH, FRESH OR FROZEN	SWEDN			19	19	SUEDE	POISSON, FRAIS OU CONG.
CHEESE	OTHER	9			9	AUTRE	FROMAGE
MISC. FOOD PREP. NES	SWEDN			57	57	SUEDE	DIV. PREP. ALIM. NDA
IRON CRE AND CONC	NORV	62,979			62,979	NORV	MINERAI, CONC. DE FER
STONE, CRUDE NES	U K	4			4	R U	PIERRE BRUTE NDA
	GER	388			388	ALL	
	SWEDN	314			314	SUEDE	
	OTHER	230	107		337	AUTRE	
COMMODITY TOTAL		936	107		1,043		TOTAL DE MARCHANDISE
SALT	U K			18	18	R U	SEL
LUMBER AND TIMBER	SWEDN	23			23	SUEDE	BOIS D'OEUVRE ET CHARP.
VENEER, PLYWOOD	SWEDN			9	9	SUEDE	PLACAGES, CONTRE-PLAC.
	OTHER	20	12		32	AUTRE	
COMMODITY TOTAL		20	12	9	41		TOTAL DE MARCHANDISE
WOOD FAB. MATERIALS	OTHER		66		66	AUTRE	DEMI-PRODUITS EN BOIS
PULP	DENMK	1,070			1,070	DANMK	PATE
	GER	1,550			1,550	ALL	
	SWEDN	2,335			2,335	SUEDE	
	OTHER		513		513	AUTRE	
COMMODITY TOTAL		4,955	513		5,468		TOTAL DE MARCHANDISE
PAPER NES	GER	4			4	ALL	PAPIER NDA
	OTHER	432	134		566	AUTRE	
COMMODITY TOTAL		436	134		570		TOTAL DE MARCHANDISE
PAPERBOARD	U K	5			5	R U	CARTON
	GER	2			2	ALL	
	OTHER		82		82	AUTRE	
COMMODITY TOTAL		7	82		89		TOTAL DE MARCHANDISE
BLDG. PAPER AND BOARD	U K	41			41	R U	PLAQ. CONSTR., PAP/CART.
	SWEDN			830	830	SUEDE	
	OTHER	204	266		470	AUTRE	
COMMODITY TOTAL		245	266	830	1,341		TOTAL DE MARCHANDISE
TEXTILE FAB. MTL NES	SWEDN			41	41	SUEDE	OUVR. EN MAT. TEXT. NDA
	OTHER	90			90	AUTRE	
COMMODITY TOTAL		90		41	131		TOTAL DE MARCHANDISE
SULPHURIC ACID	SWEDN	75,897			75,897	SUEDE	ACIDE SULFURIQUE
INORGANIC CHEMS. NES	GER		6		6	ALL	PROD. CHIM. INORG. NDA
	GREEK		943		943	GRECQ	
COMMODITY TOTAL			949		949		TOTAL DE MARCHANDISE
ORGANIC CHEMICALS NES	GER	16	52		68	ALL	PROD. CHIM. ORGAN. NDA
	SWEDN	1		34	35	SUEDE	
	OTHER	247	165		412	AUTRE	
COMMODITY TOTAL		264	217	34	515		TOTAL DE MARCHANDISE
EXPLOS., FUSES, CAPS	GER	5			5	ALL	EXPLOS., AMORCES, DET.
AGRICULTURAL CHEMICALS	SWEDN			5	5	SUEDE	PROD. CHIM. AGRICOLES
PLASTIC MATERIALS	OTHER	278			278	AUTRE	MATIERES PLASTIQUES
DYESTUFF, PIGMENT, PAINT	U K	1			1	R U	MAT. COLOR, PIG. PEINTURE
CHEM. SPECIALTIES NES	OTHER		25		25	AUTRE	PROD. CHIM. SPECIAUX NDA
FERRD-ALLOYS	GREEK		180		180	GRECQ	FERRD-ALLIAGES
BARNS AND RODS, STEEL	GREEK		27		27	GRECQ	BARRES ET TIGES ACIER
	OTHER	211	62		273	AUTRE	
COMMODITY TOTAL		211	89		300		TOTAL DE MARCHANDISE
PLATE & SHEET STEEL	U K	39			39	R U	TOLES, FEUILLES DACIER
	GER	60	11		71	ALL	
	SWEDN	130		72	202	SUEDE	
	OTHER	681	247		928	AUTRE	
COMMODITY TOTAL		910	258	72	1,240		TOTAL DE MARCHANDISE
STRUCTURAL SHAPES	U K	5		70	75	R U	PROFILES DE CONSTRUCT.
	GER	129	190		319	ALL	
	SWEDN	219		444	663	SUEDE	
	OTHER	1,328	1,352		2,680	AUTRE	
COMMODITY TOTAL		1,681	1,352	514	3,547		TOTAL DE MARCHANDISE

TABLE 2. CARGOES UNLOADED AT CANADIAN PORTS FROM FOREIGN COUNTRIES.

TABLEAU 2. MARCHANDISES DECHARGEES DANS LES PORTS CANADIENS EN PROVENANCE DE PAYS ETRANGERS.

COUNTRY OF ORIGIN AND KIND OF CARGO	REGISTRY OF VESSEL	ATLANTIC ATLANTIQUE	GREAT LAKES GRANDS LACS	PACIFIC PACIFIQUE	TOTAL TOTAL	IMMATIC. DU NAVIRE	PAYS D'ORIGINE ET MARCHANDISE
<b>SWEDEN CONT.</b> PIPES, TUBES: IRON, STEEL	U K GER GREEK SWEDN OTHER	22 28  395	  150 331	  3	22 28 150 3 726	R U ALL GRECQ SUEDE AUTRE	<b>SUEDE SUITE</b> TUYAUX, TUBES: FER, ACIER
<b>COMMODITY TOTAL</b>		<b>445</b>	<b>481</b>	<b>3</b>	<b>929</b>		<b>TOTAL DE MARCHANDISE</b>
ALUMINIUM	SWEDN	110			110	SUEDE	ALUMINIUM
NICKEL AND ALLOYS	U K	16			16	R U	NICKEL ET ALLIAGES
NON-FERROUS METALS NES	SWEDN			17	17	SUEDE	METEAUX NON-FERREUX NDA
METAL FAB. BASIC PROD.	U K GER SWEDN OTHER	1 9 186	37	1 14	2 46 200 28	R U ALL SUECE AUTRE	DUVR. DE BASE EN METAL
<b>COMMODITY TOTAL</b>		<b>196</b>	<b>65</b>	<b>15</b>	<b>276</b>		<b>TOTAL DE MARCHANDISE</b>
GLASS BASIC PRODUCTS	GER	7			7	ALL	OUVR. DE BASE EN VERRE
NON-PET. MIN. BASIC PROD	OTHER		38		38	AUTRE	PROD. MIN. NON-MET. BASE
MISC. FABRICATED PROD.	OTHER		42		42	AUTRE	DUVRAGES DIVERS
TRACTORS	U K GER SWEDN	80 150			80 150 94 94	R U ALL SUEDE	TRACTEURS
<b>COMMODITY TOTAL</b>		<b>230</b>		<b>94</b>	<b>324</b>		<b>TOTAL DE MARCHANDISE</b>
MACHINERY NES	U K DENMK GER NETH SWEDN OTHER	873 225 1,450 277 1,595 497	656 118	529	904 225 2,106 395 2,124 786	R U DANMK ALL P. BAS SUEDE AUTRE	MACHINES NDA
<b>COMMODITY TOTAL</b>		<b>4,917</b>	<b>1,063</b>	<b>560</b>	<b>6,540</b>		<b>TOTAL DE MARCHANDISE</b>
PASS. AUTOS AND CHASSIS	U K GER NETH SWEDN OTHER	1,276 638 96 23 188	1	135	1,278 639 96 158 188	R U ALL P. BAS SUEDE AUTRE	VOITURES PART., CHASSIS
<b>COMMODITY TOTAL</b>		<b>2,223</b>	<b>1</b>	<b>135</b>	<b>2,359</b>		<b>TOTAL DE MARCHANDISE</b>
MOTOR VEHICLE ENGINES	U K GER SWEDN	5,961 2,955 1,033	10		5,961 2,965 1,033	R U ALL SUEDE	MOTEURS DE VEH. AUTOM.
<b>COMMODITY TOTAL</b>		<b>9,949</b>	<b>10</b>		<b>9,959</b>		<b>TOTAL DE MARCHANDISE</b>
TRUCK MOTOR VEH. NES	U K GER	13 26			13 26	R U ALL	VEH. AUTOM. ROUTIERS NDA
<b>COMMODITY TOTAL</b>		<b>39</b>			<b>39</b>		<b>TOTAL DE MARCHANDISE</b>
SHIPS, AIRCRAFT, MIS. VEH	U K DENMK GER SWEON	1 1 2 4		4 8 34	5 8 1 36	R U DANMK ALL SUEDE	NAVIRES, AVIONS, VEH. DIV
<b>COMMODITY TOTAL</b>		<b>4</b>		<b>46</b>	<b>50</b>		<b>TOTAL DE MARCHANDISE</b>
EQUIPMENT MISC.	U K DENMK GER NETH SWEDN OTHER	48 376 930 1 221 92		19	50 376 930 1 240 104	R U DANMK ALL P. BAS SUEDE AUTRE	MATERIEL DIVERS
<b>COMMODITY TOTAL</b>		<b>1,608</b>	<b>12</b>	<b>21</b>	<b>1,701</b>		<b>TOTAL DE MARCHANDISE</b>
PERSONAL, HOUSEHOLD GOODS	U K DENMK GER SWEDN	2 4 2 8	3	73	1 2 7 75	R U DANMK ALL SUEDE	ART. PERS. ET MENAGERS
<b>COMMODITY TOTAL</b>		<b>8</b>	<b>3</b>	<b>74</b>	<b>85</b>		<b>TOTAL DE MARCHANDISE</b>
FIREARMS, AMMUNITION	GER	3			3	ALL	ARMES A FEU, MUNITIONS
MISC. END PRODUCTS NES	U K GER SWEDN OTHER	1 51 35	4	4	1 55 39 9	R U ALL SUEDE AUTRE	PRODUITS FINIS DIV. NDA
<b>COMMODITY TOTAL</b>		<b>87</b>	<b>13</b>	<b>4</b>	<b>104</b>		<b>TOTAL DE MARCHANDISE</b>
GENERAL CARGO	U K GER GREEK SWEDN OTHER	5 57 20 12 2,487	1,934 20 572 89	68	6 1,991 20 652 2,576	R U ALL GRECQ SUEDE AUTRE	MARCHANDISES DIVERSES
<b>COMMODITY TOTAL</b>		<b>2,561</b>	<b>2,615</b>	<b>69</b>	<b>5,245</b>		<b>TOTAL DE MARCHANDISE</b>
CONTAINERIZED FREIGHT	U K DENMK GER NETH SWEDN U S A OTHER	27,164 15,822 188 2,587 660	838 363	4,164 1,811	28,304 438 16,660 188 7,114 1,811 668	R U DANMK ALL P. BAS SUEDE E-U AUTRE	FRET CONTENEURESE
<b>COMMODITY TOTAL</b>		<b>46,421</b>	<b>1,209</b>	<b>7,553</b>	<b>55,183</b>		<b>TOTAL DE MARCHANDISE</b>
<b>COUNTRY/REGION TOTAL</b>		<b>217,858*</b>	<b>9,692*</b>	<b>10,191*</b>	<b>237,741*</b>		<b>TOTAL DE PAYS/REGION</b>

TABLE 2. CARGOES UNLOADED AT CANADIAN PORTS FROM FOREIGN COUNTRIES.

TABLEAU 2. MARCHANDISES DECHARGEES DANS LES PORTS CANADIENS EN PROVENANCE DE PAYS ETRANGERS.

COUNTRY OF ORIGIN AND KIND OF CARGO	REGISTRY OF VESSEL	ATLANTIC ATLANTIQUE	GREAT LAKES GRANDS LACS	PACIFIC PACIFIQUE	TOTAL TOTAL	IMMATIC. DU NAVIRE	PAYS D'ORIGINE ET MARCHANDISE
<b>POLAND</b>							
MEAT AND MEAT PREP. NES	OTHER	17			17	AUTRE	<b>POLOGNE</b>
DAIRY PROD. EGGS, HONEY	OTHER		5		5	AUTRE	VIANDES ET PREP. NDA
FRESH FRUITS, BERRIES	OTHER		356		356	AUTRE	PROD. LAIT., OEUFS, MIEL
FRUIT, PRES. NOT CANNED	GER			62	62	ALL	FRUITS, BAIES FRAIS
	OTHER	44	942		986	AUTRE	CONS. FRUITS NON BOITE
COMMODITY TOTAL		44	942	62	1,048		TOTAL DE MARCHANDISE
FRUITS, PREP. CANNED	U K			174	174	R U	FRUITS PREP. EN BOITE
	OTHER		12		12	AUTRE	
COMMODITY TOTAL			12	174	186		TOTAL DE MARCHANDISE
SUGAR PREPARATIONS	OTHER	55	30		85	AUTRE	PREP. A BASE DE SUCRE
MISC. FOOD PREP. NES	OTHER	89	447		536	AUTRE	DIV. PREP. ALIM. NDA
DIST. ALCOHOLIC BEV.	OTHER	15			15	AUTRE	BOISS. ALCOOL. DIST.
SEEDS FOR SOWING NES	OTHER		35		35	AUTRE	GRAINES DE SEMENCE NDA
OIL SEEDS, NUTS NES	OTHER		24		24	AUTRE	GRAINES, NOIX OLEAG. NDA
CRUDE VEG. PROD. NES	OTHER	70			70	AUTRE	PR. BRUTS DRIG. VEG. NDA
TEXTILE FIBRES NES	OTHER	343	97		440	AUTRE	FIBRES TEXTILES NDA
PAPERBOARD	OTHER	561	1,408		1,969	AUTRE	CARTON
BLDG. PAPER AND BOARD	OTHER	2,159	1,110		3,269	AUTRE	PLAQ. CONSTR., PAP./CART.
CORDAGE, TWINE, ROPE	OTHER	100			100	AUTRE	CORDAGE, FICELLE, CORDE
TEXTILE FAB. MTL NES	OTHER	937	565		1,502	AUTRE	OUVR. EN MAT. TEXT. NDA
ORGANIC CHEMICALS NES	OTHER	36	3		39	AUTRE	PROD. CHIM. ORGAN. NDA
DYESTUFF, PIGMENT, PAINT	OTHER	18			18	AUTRE	MAT. CCLOR. PIG. PEINTURE
PRIMARY IRON, STEEL NES	NORW	7			7	NORV	FER, ACIER PRIMAIR. NDA
CASTINGS, FORGINGS	OTHER	370			370	AUTRE	MOUL. PIECES FORGEES
BARS AND RODS, STEEL	NETH	4,115			4,115	P. BAS	BARRES ET TIGES ACIER
	NORW	2,752			2,752	NORV	
	LIBER	318			318	LIBER	
	PANAM	7,766			7,766	PANAM	
	OTHER	17,647	10,901		28,548	AUTRE	
COMMODITY TOTAL		32,598	10,901		43,499		TOTAL DE MARCHANDISE
PLATE & SHEET STEEL	NORW	3,038			3,038	NORV	TOLES, FEUILLES D'ACIER
	LIBER	317		560	877	LIBER	
	OTHER	12,444	7,402		19,846	AUTRE	
COMMODITY TOTAL		15,799	7,402	560	23,761		TOTAL DE MARCHANDISE
STRUCTURAL SHAPES	NORW	625			625	NORV	PROFILES DE CONSTRUCT.
	LIBER	317			317	LIBER	
	OTHER	5,502	1,363		6,865	AUTRE	
COMMODITY TOTAL		6,444	1,363		7,807		TOTAL DE MARCHANDISE
PIPES, TUBES: IRON, STEEL	NORW	364			364	NORV	TUYAUX, TUBES: FER, ACIER
	LIBER	318			318	LIBER	
	OTHER	1,616			1,616	AUTRE	
COMMODITY TOTAL		2,298			2,298		TOTAL DE MARCHANDISE
WIRE	GER			334	334	ALL	FIL METALLIQUE
	OTHER		310		310	AUTRE	
COMMODITY TOTAL			310	334	644		TOTAL DE MARCHANDISE
METAL FAB. BASIC PRDD.	OTHER	919	74		993	AUTRE	OUVR. DE BASE EN METAL
GLASS BASIC PRODUCTS	OTHER	803	1,820		2,623	AUTRE	OUVR. DE BASE EN VERRE
NON-MET. MIN. BASIC PRDD	OTHER		173		173	AUTRE	PROD. MIN. NON-MET. BASE
MACHINERY NES	OTHER	14	52		66	AUTRE	MACHINES NDA
SHIPS, AIRCRAFT, MIS. VEH	OTHER	681	21		702	AUTRE	NAVIRES, AVIONS, VEH. DIV
EQUIPMENT MISC.	DENMK	648			648	DANMK	MATERIEL DIVERS
	OTHER	732	124		856	AUTRE	
COMMODITY TOTAL		1,380	124		1,504		TOTAL DE MARCHANDISE
PERSONAL, HOUSEHOLD GOODS	OTHER	1,168	576		1,744	AUTRE	ART. PERS. ET MENAGERS
FIREARMS, AMMUNITION	OTHER		8		8	AUTRE	ARMES A FEU, MUNITIONS
CONTAINERS, CLOSURES	OTHER	25	54		79	AUTRE	CONTENEURS, FERMETURES
MISC. END PRODUCTS NES	GER			1	1	ALL	PRODUITS FINIS DIV. NDA
	OTHER	45	52		97	AUTRE	
COMMODITY TOTAL		45	52	1	98		TOTAL DE MARCHANDISE
GENERAL CARGO	OTHER	5,463	918		6,381	AUTRE	MARCHANDISES DIVERSES
CONTAINERIZED FREIGHT	OTHER	180	375		555	AUTRE	FRET CONTENEURESE
COUNTRY/REGION TOTAL		72,638*	29,257*	1,131*	103,026*		TOTAL DE PAYS/REGION
<b>ROUMANIA</b>							
VEGETABLES, FRESH	OTHER	31			31	AUTRE	<b>ROUMANIE</b>
TEXTILE FIBRES NES	OTHER	31			31	AUTRE	LEGUMES, FRAIS
SALT	ITALY		13,605		13,605	ITAL	FIBRES TEXTILES NDA
	OTHER	18,000	32,611		50,611	AUTRE	SEL
COMMODITY TOTAL		18,000	46,216		64,216		TOTAL DE MARCHANDISE
TEXTILE FAB. MTL NES	OTHER	12			12	AUTRE	OUVR. EN MAT. TEXT. NDA
ORGANIC CHEMICALS NES	OTHER		17		17	AUTRE	PROD. CHIM. ORGAN. NDA
GLASS BASIC PRODUCTS	OTHER	139	111		250	AUTRE	OUVR. DE BASE EN VERRE
GENERAL CARGO	OTHER	303			303	AUTRE	MARCHANDISES DIVERSES
COUNTRY/REGION TOTAL		18,516*	46,344*	*	64,860*		TOTAL DE PAYS/REGION
<b>USSR - EURDP.</b>							
SHELL FISH, NES	OTHER	1			1	AUTRE	<b>URSS - EUROPE</b>
MISC. FOOD PREP. NES	GER	112			112	ALL	MOLLUSQUES CRUST. NDA
	OTHER	390	12		402	AUTRE	DIV. PREP. ALIM. NDA
COMMODITY TOTAL		502	12		514		TOTAL DE MARCHANDISE
DIST. ALCOHOLIC BEV.	OTHER	223	138		361	AUTRE	BOISS. ALCOOL. DIST.
TEXTILE FIBRES NES	OTHER	1,611	12		1,623	AUTRE	FIBRES TEXTILES NDA



TABLE 2. CARGOES UNLOADED AT CANADIAN PORTS FROM FOREIGN COUNTRIES.

TABLEAU 2. MARCHANDISES DECHARGEES DANS LES PORTS CANADIENS EN PROVENANCE DE PAYS ETRANGERS.

COUNTRY OF ORIGIN AND KIND OF CARGO	REGISTRY OF VESSEL	ATLANTIC ATLANTIQUE	GREAT LAKES GRANDS LACS	PACIFIC PACIFIQUE	TOTAL TOTAL	IMMATIC. DU NAVIRE	PAYS D'ORIGINE ET MARCHANDISE
<b>USSR - EUROP. CONT.</b>							<b>URSS - EUROP. SUITE</b>
ORES AND CONC.NES	OTHER		30		30	AUTRE	MINERAIS ET CONC.NDA
LUMBER AND TIMBER	OTHER	2,125			2,125	AUTRE	BOIS D'OEUVRE ET CHARP.
VENEER, PLYWOOD	OTHER	9,501			9,501	AUTRE	PLACAGES, CONTRE-PLAQ.
PAPERBOARD	OTHER		74		74	AUTRE	CARTON
BLOG. PAPER AND BOARD	OTHER		698		698	AUTRE	PLAQ. CONSTR., PAP/CART.
WET MACHINE BOARD	OTHER		168		168	AUTRE	CARTON EN PATE PRESSE
TEXTILE FAB. MTL NES	GER	96			96	ALL	OUVR. EN MAT. TEXT. NDA
	OTHER	1,198			1,198	AUTRE	
<b>COMMODITY TOTAL</b>		<b>1,294</b>			<b>1,294</b>		<b>TOTAL DE MARCHANDISE</b>
METALLIC SALTS	OTHER		135		135	AUTRE	SELS METALLIQUES
ORGANIC CHEMICALS NES	OTHER	360			360	AUTRE	PROD. CHIM. ORGAN. NDA
AGRICULTURAL CHEMICALS	OTHER		39		39	AUTRE	PROD. CHIM. AGRICOLES
PLASTIC MATERIALS	GER	8			8	ALL	MATIERES PLASTIQUES
FUEL OIL	LIBER	20,738			20,738	LIBER	MAZOUT
BARNS AND ROOS, STEEL	OTHER	344	2,200		2,544	AUTRE	BARRES ET TIGES ACIER
PLATE & SHEET STEEL	OTHER	322			322	AUTRE	TOLES, FEUILLES D'ACIER
STRUCTURAL SHAPES	OTHER	723			723	AUTRE	PROFILES DE CONSTRUCT.
PIPES, TUBES: IRON, STEEL	OTHER	322			322	AUTRE	TUYAUX, TUBES: FER, ACIER
NICKEL AND ALLOYS	OTHER		639		639	AUTRE	NICKEL ET ALLIAGES
NON-FERROUS METALS NES	OTHER	727	120		847	AUTRE	METAux NON-FERREUX NDA
GLASS BASIC PRODUCTS	OTHER		540		540	AUTRE	OUVR. DE BASE EN VERRE
TRACTORS	OTHER		21		21	AUTRE	TRACTEURS
MACHINERY NES	GER	16			16	ALL	MACHINES NDA
	OTHER	25	5		30	AUTRE	
<b>COMMODITY TOTAL</b>		<b>41</b>	<b>5</b>		<b>46</b>		<b>TOTAL DE MARCHANDISE</b>
PERSONAL, HOUSEHOLD GOODS	GER	3			3	ALL	ART. PERS. ET MENAGERS
	OTHER	569	120		689	AUTRE	
<b>COMMODITY TOTAL</b>		<b>572</b>	<b>120</b>		<b>692</b>		<b>TOTAL DE MARCHANDISE</b>
FIREARMS, AMMUNITION	OTHER		24		24	AUTRE	ARMES A FEU, MUNITIONS
MISC. END PRODUCTS NES	GER	13			13	ALL	PRODUITS FINIS DIV. NDA
	OTHER	23	72		95	AUTRE	
<b>COMMODITY TOTAL</b>		<b>36</b>	<b>72</b>		<b>108</b>		<b>TOTAL DE MARCHANDISE</b>
GENERAL CARGO	OTHER	5,247	16		5,263	AUTRE	MARCHANDISES DIVERSES
CONTAINERIZED FREIGHT	OTHER	752	103		855	AUTRE	FRET CONTENEURESE
<b>COUNTRY/REGION TOTAL</b>		<b>45,449*</b>	<b>5,166*</b>	<b>*</b>	<b>50,615*</b>		<b>TOTAL DE PAYS/REGION</b>
<b>YUGOSLAVIA</b>							<b>YOUGO-SLAVIE</b>
CORN	OTHER	1,073			1,073	AUTRE	MAIS
FRESH FRUITS, BERRIES	OTHER	1			1	AUTRE	FRUITS, BAIES FRAIS
DRIED FRUITS	OTHER	17			17	AUTRE	FRUITS SECS
FRUIT JUICES	OTHER	511			511	AUTRE	JUS DE FRUIT
FRUITS, PREP. CANNED	OTHER		203		203	AUTRE	FRUITS PREP. EN BOITE
VEGETABLE PREP.NES	OTHER		3		3	AUTRE	PREP. DE LEGUMES NDA
SUGAR PREPARATIONS	OTHER	2			2	AUTRE	PREP. A BASE DE SUCRE
SPICES	LIBER			2	2	LIBER	EPICES
	OTHER	3			3	AUTRE	
<b>COMMODITY TOTAL</b>		<b>3</b>		<b>2</b>	<b>5</b>		<b>TOTAL DE MARCHANDISE</b>
MISO, FOOD PREP. NES	ITALY			5	5	ITAL	DIV. PREP. ALIM. NDA
	OTHER	977			977	AUTRE	
<b>COMMODITY TOTAL</b>		<b>977</b>		<b>5</b>	<b>982</b>		<b>TOTAL DE MARCHANDISE</b>
NON-ALCOHOLIC BEVERAGE	ITALY			3	3	ITAL	BOISSONS NON-ALCOOL. NDA
	OTHER	2	10		12	AUTRE	
<b>COMMODITY TOTAL</b>		<b>2</b>	<b>10</b>	<b>3</b>	<b>15</b>		<b>TOTAL DE MARCHANDISE</b>
WINES	LIBER			6	6	LIBER	VINS
PERM. ALCOHOLIC BEV.	ITALY			2	2	ITAL	BOISS. ALCOOL. FERMEN.
DIST. ALCOHOLIC BEV.	GER			2	2	ALL	BOISS. ALCOOL. DIST.
	ITALY			15	15	ITAL	
	LIBER			4	4	LIBER	
	OTHER	17			17	AUTRE	
<b>COMMODITY TOTAL</b>		<b>17</b>		<b>21</b>	<b>38</b>		<b>TOTAL DE MARCHANDISE</b>
SEEDS FOR SOWING NES	OTHER	78			78	AUTRE	GRAINES DE SEMENCE NDA
TEXTILE FIBRES NES	OTHER	66	20		86	AUTRE	FIBRES TEXTILES NDA
RUBBER FAB. MATERIALS	OTHER	1			1	AUTRE	OEMI-PROD. CADUTCHOC
LUMBER AND TIMBER	OTHER	115			115	AUTRE	BOIS D'OEUVRE ET CHARP.
WOOD FAB. MATERIALS	ITALY			7	7	ITAL	OEMI-PRODUITS EN BOIS
	LIBER			9	9	LIBER	
	OTHER			7	7	AUTRE	
<b>COMMODITY TOTAL</b>		<b>7</b>	<b>7</b>	<b>16</b>	<b>23</b>		<b>TOTAL DE MARCHANDISE</b>
TEXTILE FAB. MTL NES	OTHER	146	7		153	AUTRE	OUVR. EN MAT. TEXT. NDA
ORGANIC CHEMICALS NES	OTHER	72			72	AUTRE	PROD. CHIM. ORGAN. NDA
BARNS AND ROOS, STEEL	ITALY			19	19	ITAL	BARRES ET TIGES ACIER
	OTHER	36			36	AUTRE	
<b>COMMODITY TOTAL</b>		<b>36</b>		<b>19</b>	<b>55</b>		<b>TOTAL DE MARCHANDISE</b>
STRUCTURAL SHAPES	OTHER		169		169	AUTRE	PROFILES DE CONSTRUCT.
PIPES, TUBES: IRON, STEEL	OTHER	4			4	AUTRE	TUYAUX, TUBES: FER, ACIER
WIRE	OTHER	32			32	AUTRE	FIL METALLIQUE
ALUMINUM	OTHER	250			250	AUTRE	ALUMINIUM
COPPER AND ALLOYS	OTHER	118			118	AUTRE	CUIVRE ET ALLIAGES
NON-FERROUS METALS NES	OTHER		113		113	AUTRE	METAux NON-FERREUX NDA
METAL FAB. BASIC PRDD.	ITALY			13	13	ITAL	OUVR. DE BASE EN METAL
	OTHER	472	8		480	AUTRE	
<b>COMMODITY TOTAL</b>		<b>472</b>	<b>8</b>	<b>13</b>	<b>493</b>		<b>TOTAL DE MARCHANDISE</b>
BRICKS, TILES AND	OTHER	26			26	AUTRE	BRICKS, TILES NDA
SEALS, WASTE PRODUCTS	LIBER			2	2	LIBER	OUVR. DE BASE EN VERRE

TABLE 2. CARGOES UNLOADED AT CANADIAN PORTS FROM FOREIGN COUNTRIES.

TABLEAU 2. MARCHANDISES DECHARGEES DANS LES PORTS CANADIENS EN PROVENANCE DE PAYS ETRANGERS.

COUNTRY OF ORIGIN AND KIND OF CARGO	REGISTRY OF VESSEL	ATLANTIC ATLANTIQUE	GREAT LAKES GRANDS LACS	PACIFIC PACIFIQUE	TOTAL TOTAL	IMMATIC. DU NAVIRE	PAYS D'ORIGINE ET MARCHANDISE
<b>YUGOSLAVIA</b> CONT.							<b>YUGOSLAVIE</b> SUITE
OTHER		19			19	AUTRE	
COMMODITY TOTAL		19		2	21		TOTAL DE MARCHANDISE
MACHINERY NES	OTHER	239	5		244	AUTRE	MACHINES NDA
PASS.AUTOS AND CHASSIS	ITALY			1	1	ITAL	VOITURES PART.,CHASSIS
	LIBER			3	3	LIBER	
COMMODITY TOTAL				4	4		TOTAL DE MARCHANDISE
SHIPS,AIRCRAFT,MIS.VEH	ITALY			20	20	ITAL	NAVIRES,AVIONS,VEH.DIV
	LIBER			35	35	LIBER	
	OTHER	24			24	AUTRE	
COMMODITY TOTAL		24		55	79		TOTAL DE MARCHANDISE
EQUIPMENT MISC.	ITALY			31	31	ITAL	MATERIEL DIVERS
	OTHER	417	66		483	AUTRE	
COMMODITY TOTAL		417	66	31	514		TOTAL DE MARCHANDISE
PERSONAL,HSEHOLD GOODS	ITALY			45	45	ITAL	ART.PERS.ET MENAGERS
	LIBER			1	1	LIBER	
	OTHER	961	81		1,042	AUTRE	
COMMODITY TOTAL		961	81	46	1,088		TOTAL DE MARCHANDISE
CONTAINERS,CLOSURES	LIBER			1	1	LIBER	CONTENEURS,FERMETURES
MISC. ENO PRODUCTS NES	OTHER	109	26		135	AUTRE	PRODUITS FINIS DIV.NDA
GENERAL CARGO	OTHER	53	2,138		2,191	AUTRE	MARCHANDISES DIVERSES
CONTAINERIZED FREIGHT	OTHER		463		463	AUTRE	FRET CONTENEURESE
<b>COUNTRY/REGION TOTAL</b>		<b>5,871*</b>	<b>3,319*</b>	<b>226*</b>	<b>9,416*</b>		<b>TOTAL DE PAYS/REGION</b>
<b>ADEN</b>							<b>ADEN</b>
ORGANIC CHEMICALS NES	U K	19,126			19,126	R U	PROD.CHIM.ORGAN.NDA
	GREEK	12,137			12,137	GRFCQ	
COMMODITY TOTAL		31,263			31,263		TOTAL DE MARCHANDISE
<b>COUNTRY/REGION TOTAL</b>		<b>31,263*</b>	<b>*</b>	<b>*</b>	<b>31,263*</b>		<b>TOTAL DE PAYS/REGION</b>
<b>CYPRUS</b>							<b>CHYPRE</b>
MISC.FOOD PREP.NES	OTHER	51			51	AUTRE	DIV.PREP.ALIM.NDA
WINES	GER		46		46	ALL	VINS
	OTHER		134		134	AUTRE	
COMMODITY TOTAL			180		180		TOTAL DE MARCHANDISE
DIST.ALCOHOLIC BEV.	GER		61		61	ALL	BOISS.ALCOOL.DIST.
	OTHER	37	36		73	AUTRE	
COMMODITY TOTAL		37	97		134		TOTAL DE MARCHANDISE
TOBACCO NES	OTHER		4		4	AUTRE	TABACS NDA
DRES AND CONC.NES	OTHER	6,360			6,360	AUTRE	MINERAIS ET CONC.NDA
ROAD MOTOR VEH.NES	GER	80			80	ALL	VEH.AUTOM.ROUTIERS NDA
PERSONAL,HSEHOLD GOODS	GER		1		1	ALL	ART.PERS.ET MENAGERS
<b>COUNTRY/REGION TOTAL</b>		<b>6,528*</b>	<b>282*</b>	<b>*</b>	<b>6,810*</b>		<b>TOTAL DE PAYS/REGION</b>
<b>QATAR</b>							<b>QATAR</b>
BANANAS AND PLANTAINS	GER			1,151	1,151	ALL	BANANES ET PLANTAINS
<b>COUNTRY/REGION TOTAL</b>		<b>*</b>	<b>*</b>	<b>1,151*</b>	<b>1,151*</b>		<b>TOTAL DE PAYS/REGION</b>
<b>ETHIOPIA</b>							<b>ETHIOPIE</b>
COFFEE	NETH			34	34	P.BAS	CAFE
<b>COUNTRY/REGION TOTAL</b>		<b>*</b>	<b>*</b>	<b>34*</b>	<b>34*</b>		<b>TOTAL DE PAYS/REGION</b>
<b>IRAN</b>							<b>IRAN</b>
DRIED FRUITS	NORV			584	584	NORV	FRUITS SECS
	OTHER	192			192	AUTRE	
COMMODITY TOTAL		192		584	776		TOTAL DE MARCHANDISE
CRUDE PETROLEUM	U K	688,735			688,735	R U	PETROLE BRUT
	QENMK	228,027			228,027	QANMK	
	NDRW	941,972			941,972	NDRV	
	LIBER	1,953,097			1,953,097	LIBER	
	OTHER	271,111			271,111	AUTRE	
COMMODITY TOTAL		4,082,942			4,082,942		TOTAL DE MARCHANDISE
PERSONAL,HSEHOLD GOODS	NETH			3	3	P.BAS	ART.PERS.ET MENAGERS
<b>COUNTRY/REGION TOTAL</b>		<b>4,083,134*</b>	<b>*</b>	<b>587*</b>	<b>4,083,721*</b>		<b>TOTAL DE PAYS/REGION</b>
<b>IRAQ</b>							<b>IRAQ</b>
DRIED FRUITS	OTHER	176			176	AUTRE	FRUITS SECS
PERSONAL,HSEHOLD GOODS	NDRW			7	7	NDRV	ART.PERS.ET MENAGERS
<b>COUNTRY/REGION TOTAL</b>		<b>176*</b>	<b>*</b>	<b>7*</b>	<b>183*</b>		<b>TOTAL DE PAYS/REGION</b>
<b>ISRAEL</b>							<b>ISRAEL</b>
FRESH FRUITS,BERRIES	U K	5,160			5,160	R U	FRUITS, BAYES FRAIS
	NORV	2,869			2,869	NORV	

TABLE 2. CARGOES UNLOADED AT CANADIAN PORTS FROM FOREIGN COUNTRIES.

TABLIQAU 2. MARCHANDISES DECHARGEES DANS LES PORTS CANADIENS EN PROVENANCE DE PAYS ETRANGERS.

COUNTRY OF ORIGIN AND KIND OF CARGO	REGISTRY OF VESSEL	ATLANTIC ATLANTIQUE	GREAT LAKES GRANDS LACS	PACIFIC PACIFIQUE	TOTAL TOTAL	IMMATIC. DU NAVIRE	PAYS D'ORIGINE ET MARCHANDISE
<b>ISRAEL</b>							<b>ISRAEL</b>
CONT.	OTHER	804		24	828	AUTRE	SUITE
COMMODITY TOTAL		8,833		24	8,857		TOTAL DE MARCHANDISE
FRUIT JUICES	GREEK			18	18	GRECQ	JUS DE FRUIT
	OTHER		129		129	AUTRE	
COMMODITY TOTAL			129	18	147		TOTAL DE MARCHANDISE
FRUITS, PREP. CANNED	OTHER			14	14	AUTRE	FRUITS PREP. EN BOITE
SUGAR PREPARATIONS	GER		4		4	ALL	PREP. A BASE DE SUCRE
	OTHER	81			81	AUTRE	
COMMODITY TOTAL		81	4		85		TOTAL DE MARCHANDISE
MISO, FOOD PREP. NES	GER	69	21		90	ALL	DIV. PREP. ALIM. NDA
	GREEK			56	56	GRECQ	
	OTHER	711	863	36	1,610	AUTRE	
COMMODITY TOTAL		780	884	92	1,756		TOTAL DE MARCHANDISE
WINES	GREEK			21	21	GRECQ	VINS
	OTHER	47	98	94	239	AUTRE	
COMMODITY TOTAL		47	98	115	260		TOTAL DE MARCHANDISE
DIST. ALCOHOLIC BEV.	GER				77	ALL	BOISS. ALCOOL. DIST.
	GREEK			20	20	GRECQ	
	OTHER		176		176	AUTRE	
COMMODITY TOTAL			253	20	273		TOTAL DE MARCHANDISE
RUBBER, ALLIED GUMS, NAT	GER		12		12	ALL	CADUTCHOUX GOMMES NAT.
TEXTILE FIBRES NES	OTHER		1		1	AUTRE	FIBRES TEXTILES NDA
WASTE AND SCRAP NES	OTHER		10		10	AUTRE	DECHETS ET REBUTS NDA
RUBBER FAB. MATERIALS	GER		12		12	ALL	DEMI-PROD. CADUTCHOUX
VENEER, PLYWOOD	GER	30			30	ALL	PLACAGES, CONTRE-PLAQ.
	OTHER	32			32	AUTRE	
COMMODITY TOTAL		62			62		TOTAL DE MARCHANDISE
TEXTILE FAB. MTL NES	GER	53			53	ALL	OUVR. EN MAT. TEXT. NDA
	OTHER	311	37		348	AUTRE	
COMMODITY TOTAL		364	37		401		TOTAL DE MARCHANDISE
METALLIC SALTS	GER		3,297		3,297	ALL	SELS METALLIQUES
INORGANIC CHEMS. NES	GER		54		54	ALL	PROD. CHIM. INORG. NDA
	OTHER		18		18	AUTRE	
COMMODITY TOTAL			72		72		TOTAL DE MARCHANDISE
ORGANIC CHEMICALS NES	GER	20	20		40	ALL	PROD. CHIM. ORGAN. NDA
	OTHER	41	39		80	AUTRE	
COMMODITY TOTAL		61	59		120		TOTAL DE MARCHANDISE
PLASTIC MATERIALS	GER	16	38		54	ALL	MATIERES PLASTIQUES
	GREEK			8	8	GRECQ	
	OTHER	204	89	36	329	AUTRE	
COMMODITY TOTAL		220	127	44	391		TOTAL DE MARCHANDISE
CASTINGS, FDRGINGS	OTHER	67			67	AUTRE	MOUL. PIECES FORGEES
PIPES, TUBES: IRON, STEEL	OTHER		3		3	AUTRE	TUYAUX, TUBES: FER, ACIER
METAL FAB. BASIC PRDD.	GER		25		25	ALL	OUVR. OE BASE EN METAL
	GREEK			1	1	GRECQ	
COMMODITY TOTAL			25	1	26		TOTAL DE MARCHANDISE
GLASS BASIC PRODUCTS	GER		2		2	ALL	OUVR. OE BASE EN VERRE
	OTHER		3		3	AUTRE	
COMMODITY TOTAL			5		5		TOTAL DE MARCHANDISE
MACHINERY NES	GER		19		19	ALL	MACHINES NDA
	GREEK			61	61	GRECQ	
	OTHER		8		8	AUTRE	
COMMODITY TOTAL			27	61	88		TOTAL DE MARCHANDISE
RUBBER TIRES AND TUBES	OTHER	31	46		77	AUTRE	PNEUS, CHAMBRES A AIR
EQUIPMENT MISC.	OTHER		25		25	AUTRE	MATERIEL DIVERS
PERSONAL, HSEHOLD GOODS	GER	22	10		32	ALL	ART. PERS. ET MENAGERS
	GREEK			9	9	GRECQ	
	OTHER	70	66		136	AUTRE	
COMMODITY TOTAL		92	76	9	177		TOTAL DE MARCHANDISE
CONTAINERS, CLOSURES	GREEK			1	1	GRECQ	CONTENEURS, FERMEURES
MISC. ENG PRODUCTS NES	GER		16		16	ALL	PRODUITS FINIS DIV. NDA
	GREEK			1	1	GRECQ	
	OTHER	110	12		122	AUTRE	
COMMODITY TOTAL		110	28	1	139		TOTAL DE MARCHANDISE
GENERAL CARGO	GER	55			55	ALL	MARCHANDISES DIVERSES
	OTHER	74	1		75	AUTRE	
COMMODITY TOTAL		129	1		130		TOTAL DE MARCHANDISE
CONTAINERIZED FREIGHT	OTHER	203			203	AUTRE	FRET CONTENEURESE
<b>COUNTRY/REGION TOTAL</b>		<b>11,080*</b>	<b>5,231*</b>	<b>400*</b>	<b>16,711*</b>		<b>TOTAL DE PAYS/REGION</b>
<b>KUWAIT</b>							<b>KOWATT</b>
CRUDE PETROLEUM	U K	265,865			265,865	R U	PETROLE BRUT
	DENMK	79,607			79,607	DANMK	
COMMODITY TOTAL		345,472			345,472		TOTAL DE MARCHANDISE
<b>COUNTRY/REGION TOTAL</b>		<b>345,472*</b>	<b>*</b>	<b>*</b>	<b>345,472*</b>		<b>TOTAL DE PAYS/REGION</b>
<b>LEBANON</b>							<b>LIBAN</b>
VEGETABLES, DRIED	OTHER			108	108	AUTRE	LEGUMES, SECS
VEGETABLE PREP. NES	GREEK				8	GRECQ	PREP. DE LEGUMES NDA
MISC. FOOD PREP. NES	ITALY	32			32	ITAL	DIV. PREP. ALIM. NDA
TEXTILE FIBRES NES	OTHER	1,643			1,643	AUTRE	FIBRES TEXTILES NDA
CRUDE PETROLEUM	LIBER	70,599			70,599	LIBER	PETROLE BRUT

TABLE 2. CARGOES UNLOADED AT CANADIAN PORTS FROM FOREIGN COUNTRIES.

TABLEAU 2. MARCHANDISES DECHARGEES DANS LES PORTS CANADIENS EN PROVENANCE DE PAYS ETRANGERS.

COUNTRY OF ORIGIN AND KIND OF CARGO	REGISTRY OF VESSEL	ATLANTIC ATLANTIQUE	GREAT LAKES GRANDS LACS	PACIFIC PACIFIQUE	TOTAL TOTAL	IMMATIC. DU NAVIRE	PAYS D'ORIGINE ET MARCHANDISE
<b>LEBANON</b>							<b>LIBAN</b>
CONT. PERSONAL, HOUSEHOLD GOODS	GREEK	9			9	GRECQ	SUITE ART. PERS. ET MENAGERS
	ITALY	6			6	ITAL	
	OTHER	1		2	3	AUTRE	
COMMODITY TOTAL		16		2	18		TOTAL DE MARCHANDISE
GENERAL CARGO	GREEK	6	6		12	GRECQ	MARCHANDISES DIVERSES
	ITALY	8	8		16	ITAL	
COMMODITY TOTAL		14	14		28		TOTAL DE MARCHANDISE
COUNTRY/REGION TOTAL		72,312*	14*	110*	72,436*		TOTAL DE PAYS/REGION
<b>LIBYA</b>							<b>LIBYE</b>
CRUDE PETROLEUM	U K	55,087			55,087	R U	PETROLE BRUT
	GREEK	47,262			47,262	GRECQ	
	ITALY	96,090			96,090	ITAL	
	NORW	74,171			74,171	NORV	
	LIBER	619,874			619,874	LIBER	
	OTHER	434,059			434,059	AUTRE	
COMMODITY TOTAL		1,326,543			1,326,543		TOTAL DE MARCHANDISE
FUEL OIL	NORW	47,455			47,455	NORV	MAZOUT
COUNTRY/REGION TOTAL		1,373,998*	*	*	1,373,998*		TOTAL DE PAYS/REGION
<b>SAUDI ARABIA</b>							<b>ARABIE SAOUDIT</b>
CRUDE PETROLEUM	U K	244,766			244,766	R U	PETROLE BRUT
	GREEK	30,767			30,767	GRECQ	
	NORW	424,328			424,328	NORV	
	SWEDN	126,798			126,798	SUEDE	
	LIBER	1,564,239			1,564,239	LIBER	
	JAPAN	33,377			33,377	JAPON	
	PANAM	91,931			91,931	PANAM	
	OTHER	99,999			99,999	AUTRE	
COMMODITY TOTAL		2,616,205			2,616,205		TOTAL DE MARCHANDISE
FUEL OIL	LIBER	15,476			15,476	LIBER	MAZOUT
COUNTRY/REGION TOTAL		2,631,681*	*	*	2,631,681*		TOTAL DE PAYS/REGION
<b>SOMALIA</b>							<b>SOMALIE</b>
TEXTILE FIBRES NES	OTHER		700		700	AUTRE	FIBRES TEXTILES NDA
COUNTRY/REGION TOTAL		*	700*	*	700*		TOTAL DE PAYS/REGION
<b>SYRIA</b>							<b>SYRIE</b>
MISC. FOOD PREP. NES	OTHER	373			373	AUTRE	DIV. PREP. ALIM. NDA
TEXTILE FIBRES NES	OTHER	156	1,224		1,380	AUTRE	FIBRES TEXTILES NDA
GENERAL CARGO	OTHER	268			268	AUTRE	MARCHANDISES DIVERSES
COUNTRY/REGION TOTAL		797*	1,224*	*	2,021*		TOTAL DE PAYS/REGION
<b>TURKEY</b>							<b>TURQUIE</b>
DRIED FRUITS	OTHER	57	20		77	AUTRE	FRUITS SECS
FRUIT PULP, PUREE	OTHER		77		77	AUTRE	PULPE DE FRUIT, PUREE
NUTS, EXC. OIL NUTS NES	OTHER	210	296		506	AUTRE	NOIX, SAUF OLEAG. NDA
VEGETABLES, DRIED	ITALY	12			12	ITAL	LEGUMES, SECS
VEGETABLE PREP. NES	OTHER		81		81	AUTRE	PREP. DE LEGUMES NDA
SUGAR PREPARATIONS	OTHER	1			1	AUTRE	PREP. A BASE DE SUCRE
MISC. FOOD PREP. NES	ITALY	1			1	ITAL	DIV. PREP. ALIM. NDA
WINES	OTHER		148		148	AUTRE	VINS
DIST. ALCOHOLIC BEV.	OTHER	78			78	AUTRE	BOISS. ALCOOL. DIST.
TEXTILE FIBRES NES	OTHER	181	2,666		2,847	AUTRE	FIBRES TEXTILES NDA
TEXTILE FAB. MTL NES	OTHER	23			23	AUTRE	OUVR. EN MAT. TEXT. NDA
GLASS BASIC PRODUCTS	OTHER		340		340	AUTRE	OUVR. DE BASE EN VERRE
EQUIPMENT MISC.	OTHER		78		78	AUTRE	MATERIEL DIVERS
PERSONAL, HOUSEHOLD GOODS	ITALY	5			5	ITAL	ART. PERS. ET MENAGERS
	OTHER	22			22	AUTRE	
COMMODITY TOTAL		27			27		TOTAL DE MARCHANDISE
GENERAL CARGO	GREEK		20		20	GRECQ	MARCHANDISES DIVERSES
	ITALY	4	33		37	ITAL	
	OTHER	1,765	5		1,770	AUTRE	
COMMODITY TOTAL		1,769	58		1,827		TOTAL DE MARCHANDISE
COUNTRY/REGION TOTAL		2,359*	3,764*	*	6,123*		TOTAL DE PAYS/REGION
<b>GHANA</b>							<b>GHANA</b>
COCCA AND CHOCOLATE	U K		917		917	R U	CACAO ET CHOCOLAT
	LIBER	342			342	LIBER	
	OTHER	1,033	7,781		8,814	AUTRE	
COMMODITY TOTAL		1,375	8,698		10,073		TOTAL DE MARCHANDISE
COFFEE	U K	485			485	R U	CAFE
	NORW	598			598	NORV	
	OTHER	171			171	AUTRE	
COMMODITY TOTAL		1,254			1,254		TOTAL DE MARCHANDISE

TABLE 2. CARGOES UNLOADED AT CANADIAN PORTS FROM FOREIGN COUNTRIES.

TABLEAU 2. MARCHANDISES DECHARGEES DANS LES PORTS CANADIENS EN PROVENANCE DE PAYS ETRANGERS.

COUNTRY OF ORIGIN AND KIND OF CARGO	REGISTRY OF VESSEL	ATLANTIC ATLANTIQUE	GREAT LAKES GRANDS LACS	PACIFIC PACIFIQUE	TOTAL TOTAL	IMMATIC. OU NAVIRE	PAYS D'ORIGINE ET MARCHANDISE
<b>GHANA</b>							<b>GHANA</b>
TEA	U K	115			115	R U	THE
	NORW	328			328	NORV	
COMMODITY TOTAL		443			443		TOTAL DE MARCHANDISE
ALUMINA, BAUXITE ORES	ITALY	32,447			32,447	ITAL	MINERAIS ALUMINE, BAUX.
	NORW	139,603			139,603	NORV	
	LIBER	20,182			20,182	LIBER	
COMMODITY TOTAL		192,232			192,232		TOTAL DE MARCHANDISE
MANGANESE ORE	NORW	20,580			20,580	NORV	MINERAI DE MANGANESE
LUMBER AND TIMBER	U K		42		42	R U	BOIS D'OEUVRE ET CHARP.
	LIBER	58			58	LIBER	
	OTHER	301	191		492	AUTRE	
COMMODITY TOTAL		359	233		592		TOTAL DE MARCHANDISE
VENEER, PLYWOOD	OTHER	91			91	AUTRE	PLACAGES, CONTRE-PLAQ.
ALUMINUM	U K	246	3,531		3,777	R U	ALUMINIUM
PERSONAL, HOUSEHOLD GOODS	LIBER	10			10	LIBER	ART. PERS. ET MENAGERS
	OTHER		3		3	AUTRE	
COMMODITY TOTAL		10	3		13		TOTAL DE MARCHANDISE
GENERAL CARGO	OTHER	3,094			3,094	AUTRE	MARCHANDISES DIVERSES
COUNTRY/REGION TOTAL		219,604*	12,465*	*	232,149*		TOTAL DE PAYS/REGION
<b>KENYA</b>							<b>KENYA</b>
MILK POWDER	NETH			1	1	P.BAS	LAIT EN POUFRE
WHEAT FLOUR	U K	12			12	R U	FARINE DE BLE
	NORW	2			2	NORV	
COMMODITY TOTAL		14			14		TOTAL DE MARCHANDISE
VEGETABLES, FRESH	U K	10			10	R U	LEGUMES, FRAIS
VEGETABLES, DRIED	U K	62			62	R U	LEGUMES, SECS
	NETH			56	56	P.BAS	
COMMODITY TOTAL		62		56	118		TOTAL DE MARCHANDISE
COFFEE	U K	3,394			3,394	R U	CAFE
	NETH		100	348	348	P.BAS	
	NORW	1,146			1,246	NORV	
	OTHER	69			69	AUTRE	
COMMODITY TOTAL		4,609	100	348	5,057		TOTAL DE MARCHANDISE
TEA	U K	3,901			3,901	R U	THE
	NETH			210	210	P.BAS	
	NORW	425	188		613	NORV	
COMMODITY TOTAL		4,326	188	210	4,724		TOTAL DE MARCHANDISE
SPICES	U K	12			12	R U	EPICES
	NETH			1	1	P.BAS	
	NORW	2			2	NORV	
COMMODITY TOTAL		14		1	15		TOTAL DE MARCHANDISE
MISC. FOOD PREP. NES	U K	50			50	R U	DIV. PREP. ALIM. NDA
TEXTILE FIBRES NES	U K	6			6	R U	FIBRES TEXTILES NDA
	NETH		918	166	166	P.BAS	
	NORW		918		918	NORV	
COMMODITY TOTAL		6	918	166	1,090		TOTAL DE MARCHANDISE
CORDAGE, TWINE, ROPE	U K	100			100	R U	CORDAGE, FICELLE, CORDE
	NETH			659	659	P.BAS	
	NORW		18		18	NORV	
COMMODITY TOTAL		100	18	659	777		TOTAL DE MARCHANDISE
TEXTILE FAB. MTL NES	U K	29			29	R U	OUVR. EN MAT. TEXT. NDA
PASS. AUTOS AND CHASSIS	U K	8			8	R U	VOITURES PART., CHASSIS
SHIPS, AIRCRAFT, MIS. VEH	U K	2			2	R U	NAVIRES, AVIONS, VEH. DIV
PERSONAL, HOUSEHOLD GOODS	U K	60			60	R U	ART. PERS. ET MENAGERS
	NETH			18	18	P.BAS	
	NORW	27			27	NORV	
COMMODITY TOTAL		87		18	105		TOTAL DE MARCHANDISE
MISC. END PRODUCTS NES	U K	3			3	R U	PRODUITS FINIS DIV. NDA
GENERAL CARGO	U K	490			490	R U	MARCHANDISES DIVERSES
	NETH			4	4	P.BAS	
	NORW	25	20		45	NORV	
COMMODITY TOTAL		515	20	4	539		TOTAL DE MARCHANDISE
COUNTRY/REGION TOTAL		9,835*	1,244*	1,463*	12,542*		TOTAL DE PAYS/REGION
<b>MAURITIUS-DEP.</b>							<b>MAURICE ET DEP</b>
RAW SUGAR	U K	28,999			28,999	R U	SUCRE BRUT
	GREEK	27,896	20,263		48,159	GRECQ	
	LIBER	31,395	16,969		48,364	LIBER	
	OTHER	14,500			14,500	AUTRE	
COMMODITY TOTAL		102,790	37,232		140,022		TOTAL DE MARCHANDISE
COUNTRY/REGION TOTAL		102,790*	37,232*	*	140,022*		TOTAL DE PAYS/REGION
<b>NIGERIA</b>							<b>NIGERIA</b>
CCCOA AND CHOCOLATE	U K		349		349	R U	CACAO ET CHOCOLAT
	LIBER		1,970		1,970	LIBER	
COMMODITY TOTAL			2,319		2,319		TOTAL DE MARCHANDISE
COFFEE	LIBER		240		240	LIBER	CAFE
SPICES	LIBER		7		7	LIBER	EPICES
CRUDE PETROLEUM	NORW	8,333			8,333	NORV	PETROLE BRUT

TABLE 2. CARGOES UNLOADED AT CANADIAN PORTS FROM FOREIGN COUNTRIES.

TABLEAU 2. MARCHANDISES DECHARGEES DANS LES PORTS CANADIENS EN PROVENANCE DE PAYS ETRANGERS.

COUNTRY OF ORIGIN AND KIND OF CARGO	REGISTRY OF VESSEL	ATLANTIC ATLANTIQUE	GREAT LAKES GRANDS LACS	PACIFIC PACIFIQUE	TOTAL TOTAL	IMMATIC. DU NAVIRE	PAYS D'ORIGINE ET MARCHANDISE
<b>NIGERIA CONT.</b>							<b>NIGERIA SUITE</b>
VEG.OILS,FATS NES	U K	336	519		855	R U	HLIL.MAT.GRAS.VEG.NCA
FUEL OIL	NORW	21,278			21,278	NORV	MAZOUT
PERSONAL,HOUSEHOLD GOODS	U K		1		1	R U	ART.PERS.ET MENAGERS
GENERAL CARGO	OTHER	3			3	AUTRE	MARCHANDISES DIVERSES
<b>COUNTRY/REGION TOTAL</b>		<b>29,950*</b>	<b>3,086*</b>	<b>*</b>	<b>33,036*</b>		<b>TOTAL DE PAYS/REGION</b>
<b>REP. SC.AFRICA</b>							<b>REP. SUD-AFR.</b>
MEAT,FRESH OR FROZEN	NORW	44			44	NORV	VIANDE,FRAICHE / CONG.
FISH,FRESH OR FROZEN	NORW	10			10	NORV	POISSON,FRAIS OU CONG.
APPLES	NORW		99		99	NORV	POMMES
FRESH FRUITS,BERRIES	DENMK	2,675			2,675	DANMK	FRUITS, BATES FRAIS
	NETH			17	17	P.BAS	
	NORW	8,152	309		8,461	NORV	
	SWEDN	1,050			1,050	SUEDE	
	LIBER			54	54	LIBER	
	OTHER	4,501			4,501	AUTRE	
<b>COMMODITY TOTAL</b>		<b>16,378</b>	<b>309</b>	<b>71</b>	<b>16,758</b>		<b>TOTAL DE MARCHANDISE</b>
FROZEN FRUITS, BERRIES	NORW		311		311	NORV	FRUITS, BATES CONGELES
DRIED FRUITS	NORW	16	383		399	NORV	FRUITS SECS
FRUIT JUICES	NETH			6	6	P.BAS	JUS DE FRUIT
	NORW	630	245		875	NORV	
	LIBER			54	54	LIBER	
<b>COMMODITY TOTAL</b>		<b>630</b>	<b>245</b>	<b>60</b>	<b>935</b>		<b>TOTAL DE MARCHANDISE</b>
FRUITS, PREP. CANNED	NETH			152	152	P.BAS	FRUITS PREP. EN BOITE
	NORW	2,534	3,926		6,460	NORV	
	LIBER			35	35	LIBER	
<b>COMMODITY TOTAL</b>		<b>2,534</b>	<b>3,926</b>	<b>187</b>	<b>6,647</b>		<b>TOTAL DE MARCHANDISE</b>
NUTS,EXC.OIL NUTS NES	NORW	54	68		122	NORV	NCTX,SAUF OLEAG.NDA
VEGETABLES, DRIED	NETH			1	1	P.BAS	LEGUMES, SECS
	NORW		91		91	NORV	
<b>COMMODITY TOTAL</b>			<b>91</b>	<b>1</b>	<b>92</b>		<b>TOTAL DE MARCHANDISE</b>
RAW SUGAR	U K	38,294			38,294	R U	SUCRE BRUT
	GRFEK	9,884	15,433		25,317	GRECQ	
	NORW	22,583	46,969		69,552	NORV	
	LIBER	87,084	34,809		121,893	LIBER	
	OTHER	8,960	4,042		13,002	AUTRE	
<b>COMMODITY TOTAL</b>		<b>166,805</b>	<b>101,253</b>		<b>268,058</b>		<b>TOTAL DE MARCHANDISE</b>
SUGAR, NES	NETH			12	12	P.BAS	SUCRE, NDA
	NORW	26,777			26,777	NORV	
<b>COMMODITY TOTAL</b>		<b>26,777</b>		<b>12</b>	<b>26,789</b>		<b>TOTAL DE MARCHANDISE</b>
MCLASSES, CRUDE	NORW	23,021			23,021	NORV	MELASSE, BRUTE
CCFFEE	NETH			65	65	P.BAS	CAFE
TEA	NETH			21	21	P.BAS	THE
	NORW	444	100		544	NORV	
<b>COMMODITY TOTAL</b>		<b>444</b>	<b>100</b>	<b>21</b>	<b>565</b>		<b>TOTAL DE MARCHANDISE</b>
SPICES	NETH			3	3	P.BAS	EPICES
	NORW	33			33	NORV	
<b>COMMODITY TOTAL</b>		<b>33</b>		<b>3</b>	<b>36</b>		<b>TOTAL DE MARCHANDISE</b>
MISC.FOOD PREP.NES	NETH			593	593	P.BAS	DIV.PREP.ALIM.NDA
	NORW	10	53		63	NORV	
<b>COMMODITY TOTAL</b>		<b>10</b>	<b>53</b>	<b>593</b>	<b>656</b>		<b>TOTAL DE MARCHANDISE</b>
CONC.COMPLETE FEEDS	NORW		5		5	NORV	CONC.,PROV.COMPLETES
NON-ALCOHOLIC BEVERAGE	NETH			16	16	P.BAS	BOISSONS NON-ALCOOLIQ.
	NORW	159			159	NORV	
<b>COMMODITY TOTAL</b>		<b>159</b>		<b>16</b>	<b>175</b>		<b>TOTAL DE MARCHANDISE</b>
WINES	NETH			369	369	P.BAS	VINS
	NORW	404	391		795	NORV	
<b>COMMODITY TOTAL</b>		<b>404</b>	<b>391</b>	<b>369</b>	<b>1,164</b>		<b>TOTAL DE MARCHANDISE</b>
DIST.ALCOHOLIC BEV.	NETH			92	92	P.BAS	BOISS.ALCOOL.DIST.
	NORW	879	1,262		2,141	NORV	
<b>COMMODITY TOTAL</b>		<b>879</b>	<b>1,262</b>	<b>92</b>	<b>2,233</b>		<b>TOTAL DE MARCHANDISE</b>
CRUDE VEG.PROD.NES	NORW	63			63	NORV	PR.BRUTS ORIG.VEG.NDA
WOOL AND ANIMAL HAIR	NORW	124	261		385	NORV	LAIN.E,POILS DANIMAL
TEXTILE FIBRES NES	NETH			2	2	P.BAS	FIBRES TEXTILES NDA
	NORW	80	111		191	NORV	
<b>COMMODITY TOTAL</b>		<b>80</b>	<b>111</b>	<b>2</b>	<b>193</b>		<b>TOTAL DE MARCHANDISE</b>
ALUMINA,BAUXITE ORES	NORW	21,549			21,549	NORV	MINERALS ALUMINE,BAUX.
MANGANESE ORE	NORW	618			618	NORV	MINERAI DE MANGANESE
ORES AND CONC.NES	NETH			60	60	P.BAS	MINERALS ET CONC.NDA
	NORW	3,791			3,791	NORV	
<b>COMMODITY TOTAL</b>		<b>3,791</b>		<b>60</b>	<b>3,851</b>		<b>TOTAL DE MARCHANDISE</b>
ASBESTOS	NETH			16	16	P.BAS	AMIANTE
	NORW	1,007	610		1,617	NORV	
<b>COMMODITY TOTAL</b>		<b>1,007</b>	<b>610</b>	<b>16</b>	<b>1,633</b>		<b>TOTAL DE MARCHANDISE</b>
STONE,CRUDE NES	NETH			40	40	P.BAS	PIERRE BRUTE NDA
	NORW	2,518			2,518	NORV	
<b>COMMODITY TOTAL</b>		<b>2,518</b>		<b>40</b>	<b>2,558</b>		<b>TOTAL DE MARCHANDISE</b>
FLUCRSPAR	NORW	5,006			5,006	NORV	SPATH FLUOR
RUBBER FAB.MATERIALS	NORW	3			3	NORV	DEMI-PROD.CAOUTCHOUC
VENEER,PLYWOOD	NORW	174	47		221	NORV	PLACAGES,CNTRE-PLAC.
BLDG.PAPER AND BOARD	NORW	380			380	NORV	PLAQ.CDNSTR.,PAP/CART.
CORDAGE,TWINE,ROPE	NETH			19	19	P.BAS	CDRAGE,FICELLE,CORDE
	NORW		83		83	NORV	
<b>COMMODITY TOTAL</b>			<b>83</b>	<b>19</b>	<b>102</b>		<b>TOTAL DE MARCHANDISE</b>

TABLE 2. CARGES UNLOADED AT CANADIAN PORTS FROM FOREIGN COUNTRIES.

TABLEAU 2. MARCHANDISES DECHARGEES DANS LES PORTS CANADIENS EN PROVENANCE DE PAYS ETRANGERS.

COUNTRY OF ORIGIN AND KIND OF CARGO	REGISTRY OF VESSEL	ATLANTIC ATLANTIQUE	GREAT LAKES GRANDS LACS	PACIFIC PACIFIQUE	TOTAL TOTAL	IMMATIC. DU NAVIRE	PAYS D'ORIGINE ET MARCHANDISE
REP. SO. AFRICA CONT.							REP. SUD- AFR. SUITE
JUTE WOVEN FABRICS	NORW	140			140	NORV	TISSUS DE JUTE
TEXTILE FAB. MTL NES	NORW	9	60		69	NORV	OUVR. EN MAT. TEXT. NDA
	LIBER				16	LIBER	
COMMODITY TOTAL		9	60	16	85		TOTAL DE MARCHANDISE
OILS, FATS, WAXES NES	NORW	173	396		569	NORV	HLIL. MAT. GRAS. CIRE NDA
METALLIC SALTS	NORW	201			201	NORV	SELS METALLIQUES
INORGANIC CHEMS. NES	NORW		69		69	NORV	PROD. CHIM. INORG. NDA
ORGANIC CHEMICALS NES	NORW	171			171	NORV	PROD. CHIM. ORGAN. NDA
CHEM. SPECIALTIES NES	NETH			20	20	P. BAS	PROD. CHIM. SPECIAUX NDA
	NORW		134		134	NORV	
COMMODITY TOTAL			134	20	154		TOTAL DE MARCHANDISE
FERRO-ALLOYS	NETH			262	262	P. BAS	FERRO-ALLIAGES
	NORW	2,047			2,047	NORV	
	LIBER			41	41	LIBER	
	OTHER					AUTRE	
COMMODITY TOTAL		2,047	2,248	303	4,598		TOTAL DE MARCHANDISE
PRIMARY IRON, STEEL NES	NORW	60	2,248		60	NORV	FER, ACIER PRIMAIR. NDA
BAR AND RODS, STEEL	NORW	20	121		141	NORV	BARRES ET TIGES ACIER
PLATE & SHEET STEEL	NORW					NORV	TOLES, FEUILLES D'ACIER
STRUCTURAL SHAPES	NORW	25		1,464	1,464	NORV	PROFILES DE CONSTRUCT.
ALUMINUM	NORW	24			24	NORV	ALUMINIUM
COPPER AND ALLOYS	NORW	15	79		94	NORV	CUIVRE ET ALLIAGES
NICKEL AND ALLOYS	NORW	379			379	NORV	NICKEL ET ALLIAGES
NON-FERROUS METALS NES	NETH			69	69	P. BAS	METAUX NON-FERREUX NDA
	NORW	3,315	303		3,618	NORV	
COMMODITY TOTAL		3,315	303	69	3,687		TOTAL DE MARCHANDISE
METAL FAB. BASIC PROD.	NETH			23	23	P. BAS	OUVR. DE BASE EN METAL
	NORW	688	92		780	NORV	
	OTHER			3	3	AUTRE	
COMMODITY TOTAL		688	92	26	806		TOTAL DE MARCHANDISE
DRAIN TILES, PIPES	NETH			56	56	P. BAS	TUILES TUY. DE DRAINAGE
BRICKS, TILES NES	NETH			186	186	P. BAS	BRIQUES, TUILES NDA
	NORW	28			28	NORV	
	LIBER				16	LIBER	
COMMODITY TOTAL		28		202	230		TOTAL DE MARCHANDISE
GLASS BASIC PRODUCTS	NETH			4	4	P. BAS	OUVR. DE BASE EN VERRE
	NORW	18	1		19	NORV	
COMMODITY TOTAL		18	1	4	23		TOTAL DE MARCHANDISE
CEMENT BASIC PROD.	U K	862			862	R U	OUVR. DE BASE CIMENT
NON-MET. MIN. BASIC PROD	NETH			33	33	P. BAS	PROD. MIN. NON-MET. BASE
	NORW	126	99		225	NORV	
COMMODITY TOTAL		126	99	33	258		TOTAL DE MARCHANDISE
MISC. FABRICATED PROD.	NETH			22	22	P. BAS	OUVRAGES DIVERS
	NORW		10		10	NORV	
COMMODITY TOTAL			10	22	32		TOTAL DE MARCHANDISE
MACHINERY NES	NETH			1	1	P. BAS	MACHINES NDA
	NORW	119	166		285	NORV	
COMMODITY TOTAL		119	166	1	286		TOTAL DE MARCHANDISE
PASS. AUTOS AND CHASSIS	NETH			1	1	P. BAS	VOITURES PART., CHASSIS
MOTOR VEHICLE ENGINES	NETH			2	2	P. BAS	MOTEURS DE VEH. AUTOM.
	NORW	40	11		51	NORV	
COMMODITY TOTAL		40	11	2	53		TOTAL DE MARCHANDISE
EQUIPMENT MISC.	NETH			25	25	P. BAS	MATERIEL DIVERS
	NORW	193	117		310	NORV	
COMMODITY TOTAL		193	117	25	335		TOTAL DE MARCHANDISE
PERSONAL, HOUSEHOLD GOODS	NETH			35	35	P. BAS	ART. PERS. ET MENAGERS
	NORW	196	30		226	NORV	
COMMODITY TOTAL		196	30	35	261		TOTAL DE MARCHANDISE
MISC. END PRODUCTS NES	NETH			41	41	P. BAS	PRODUITS FINIS DIV. NDA
GENERAL CARGO	NETH		11	11	22	P. BAS	MARCHANDISES DIVERSES
	NORW	540	251		791	NORV	
COMMODITY TOTAL		540	262	11	813		TOTAL DE MARCHANDISE
CONTAINERIZED FREIGHT	NORW	143			143	NORV	FRET CONTENEURESE
COUNTRY/REGION TOTAL		283,043*	113,806*	3,958*	400,807*		TOTAL DE PAYS/REGION
SIERRA LEONE							SIERRA LEONE
ALUMINA, BAUXITE DRES	NORW	280,187			280,187	NORV	MINERAIS ALUMINE, BAUX.
GENERAL CARGO	U K	827			827	R U	MARCHANDISES DIVERSES
COUNTRY/REGION TOTAL		281,014*	*	*	281,014*		TOTAL DE PAYS/REGION
TANZANIA							TANZANIE
NUTS, EXC. OIL NUTS NES	U K	6			6	R U	NOIX, SAUF OLEAG. NDA
	NETH			6	6	P. BAS	
	NORW		228		228	NORV	
	OTHER	88			88	AUTRE	
COMMODITY TOTAL		94	228	6	328		TOTAL DE MARCHANDISE

TABLE 2. CARGOES UNLOADED AT CANADIAN PORTS FROM FOREIGN COUNTRIES.

TABLEAU 2. MARCHANDISES DECHARGEES DANS LES PORTS CANADIENS EN PROVENANCE DE PAYS ETRANGERS.

COUNTRY OF ORIGIN AND KIND OF CARGO	REGISTRY OF VESSEL	ATLANTIC ATLANTIQUE	GREAT LAKES GRANDS LACS	PACIFIC PACIFIQUE	TOTAL TOTAL	IMMATIC. DU NAVIRE	PAYS D'ORIGINE ET MARCHANDISE
<b>TANZANIA CONT.</b>							<b>TANZANIE SUITE</b>
COFFEE	U K	180			180	R U	CAFE
	NORW	293			293	NORV	
COMMODITY TOTAL		473			473		TOTAL DE MARCHANDISE
TEA	U K	20			20	R U	THE
	NETH			16	16	P.BAS	
	NORW	253	22		275	NORV	
	OTHER	35			35	AUTRE	
COMMODITY TOTAL		308	22	16	346		TOTAL DE MARCHANDISE
SPICES	NORW	12			12	NORV	EPICES
TEXTILE FIBRES NES	U K	166			166	R U	FIBRES TEXTILES NDA
	NETH			393	393	P.BAS	
	NORW	436			436	NORV	
COMMODITY TOTAL		602		393	995		TOTAL DE MARCHANDISE
CORDAGE, TWINE, ROPE	U K	148			148	R U	CORDAGE, FICELLE, CORDE
	NETH			76	76	P.BAS	
	NORW		86		86	NORV	
	LIBER			2,477	2,477	LIBER	
	OTHER	850			850	AUTRE	
COMMODITY TOTAL		998	86	2,553	3,637		TOTAL DE MARCHANDISE
SHIPS, AIRCRAFT, MIS. VEH	OTHER	12			12	AUTRE	NAVIRES, AVIONS, VEH. DIV
PERSONAL, HOUSEHOLD GOODS	NETH			21	21	P.BAS	ART. PERS. ET MENAGERS
	NORW	36	43		79	NORV	
	OTHER	16			16	AUTRE	
COMMODITY TOTAL		52	43	21	116		TOTAL DE MARCHANDISE
GENERAL CARGO	U K	482			482	R U	MARCHANDISES DIVERSES
	NETH			2	2	P.BAS	
	NORW	19	11		30	NORV	
COMMODITY TOTAL		501	11	2	514		TOTAL DE MARCHANDISE
COUNTRY/REGION TOTAL		3,052*	390*	2,991*	6,433*		TOTAL DE PAYS/REGION
<b>BR. AFRICA NES</b>							<b>AFRIQUE BR. NDA</b>
VEG. OILS, FATS NES	U K		785		785	R U	HILL. MAT. GRAS. VEG. NDA
COUNTRY/REGION TOTAL		*	785*	*	785*		TOTAL DE PAYS/REGION
<b>ALGERIA</b>							<b>ALGERIE</b>
CRUDE PETROLEUM	NORW	31,504			31,504	NORV	PETROLE BRUT
COUNTRY/REGION TOTAL		31,504*	*	*	31,504*		TOTAL DE PAYS/REGION
<b>ANGOLA</b>							<b>ANGOLA</b>
MELASSES, CRUDE	NORW	8			8	NORV	MELASSE, BRUTE
COFFEE	NORW	4,288	1,049		5,337	NORV	CAFE
MANGANESE ORE	OTHER	30,900			30,900	AUTRE	MINERAI DE MANGANESE
CRUDE PETROLEUM	U K	84,493			84,493	R U	PETROLE BRUT
	DENMK	49,299			49,299	DANMK	
	GREEK	41,383			41,383	GRECQ	
	ITALY	92,417			92,417	ITAL	
	NETH	458,927			458,927	P.BAS	
	NORW	366,447			366,447	NORV	
	LIBER	878,954			878,954	LIBER	
	OTHER	432,968			432,968	AUTRE	
COMMODITY TOTAL		2,404,888			2,404,888		TOTAL DE MARCHANDISE
METAL FAB. BASIC PROD.	NORW	14			14	NORV	OUVR. DE BASE EN METAL
PERSONAL, HOUSEHOLD GOODS	NORW	1			1	NORV	ART. PERS. ET MENAGERS
GENERAL CARGO	NORW	2			2	NORV	MARCHANDISES DIVERSES
COUNTRY/REGION TOTAL		2,440,101*	1,049*	*	2,441,150*		TOTAL DE PAYS/REGION
<b>CAMEROON REP.</b>							<b>R. DU CAMEROON</b>
RUBBER, ALLIED GUMS, NAT	GREEK		35		35	GRECQ	CAOUTCHOUC GOMMES NAT.
LUMBER AND TIMBER	OTHER		34		34	AUTRE	BOIS D'OEUVRE ET CHARP.
VENEER, PLYWOOD	U K	153			153	R U	PLACAGES, CONTRE-PLAC.
	LIBER		180		180	LIBER	
	OTHER	146			146	AUTRE	
COMMODITY TOTAL		299	180		479		TOTAL DE MARCHANDISE
PERSONAL, HOUSEHOLD GOODS	U K		1		1	R U	ART. PERS. ET MENAGERS
COUNTRY/REGION TOTAL		299*	250*	*	549*		TOTAL DE PAYS/REGION
<b>CONGO-KINSHASA</b>							<b>CONGO-KINSHASA</b>
RUBBER, ALLIED GUMS, NAT	U K		130		130	R U	CAOUTCHOUC GOMMES NAT.
MANGANESE ORE	GREEK	10,304			10,304	GRECQ	MINERAI DE MANGANESE
GLASS BASIC PRODUCTS	GREEK		136		136	GRECQ	OUVR. DE BASE EN VERRE
COUNTRY/REGION TOTAL		10,304*	266*	*	10,570*		TOTAL DE PAYS/REGION
<b>FR. AFRICA NES</b>							<b>AFRIQUE FR. NDA</b>
IRON ORE AND CONC	GER	33,598			33,598	ALL	MINERAI, CONC. DE FER



TABLE 2. CARGOES UNLOADED AT CANADIAN PORTS FROM FOREIGN COUNTRIES.

TABLEAU 2. MARCHANDISES DECHARGEES DANS LES PORTS CANADIENS EN PROVENANCE DE PAYS ETRANGERS.

COUNTRY OF ORIGIN AND KIND OF CARGO	REGISTRY OF VESSEL	ATLANTIC ATLANTIQUE	GREAT LAKES GRANDS LACS	PACIFIC PACIFIQUE	TOTAL TOTAL	IMMATIC. DU NAVIRE	PAYS D'ORIGINE ET MARCHANDISE
<b>FR. AFRICA NES CONT.</b>							<b>AFRIQUE FR. NDA SUITE</b>
MANGANESE ORE	GREEK LIBER	21,485			21,485	GRECQ LIBER	MIN. RAJ. DE MANGANESE
<b>COMMODITY TOTAL</b>		14,092			14,092		<b>TOTAL DE MARCHANDISE</b>
<b>COUNTRY/REGION TOTAL</b>		<b>35,577*</b>			<b>35,577*</b>		<b>TOTAL DE PAYS/REGION</b>
<b>GABON REPUBLIC</b>							<b>REP. DU GABON</b>
VENEER, PLYWOOD	LIBER		185		185	LIBER	PLACAGES, CONTRE-PLAQ.
<b>COUNTRY/REGION TOTAL</b>		<b>*</b>	<b>185*</b>		<b>185*</b>		<b>TOTAL DE PAYS/REGION</b>
<b>IVORY COAST</b>							<b>COTE-D'IVOIRE</b>
FRESH FRUITS, BERRIES	OTHER	11			11	AUTRE	FRUITS, BAIES FRAIS
COCOA AND CHOCOLATE	U K		101		101	R U	CACAO ET CHOCOLAT
	GREEK		102		102	GRECQ	
	LIBER	2,689	60		2,749	LIBER	
	OTHER	1,100			1,100	AUTRE	
<b>COMMODITY TOTAL</b>		<b>3,789</b>	<b>263</b>		<b>4,052</b>		<b>TOTAL DE MARCHANDISE</b>
RUBBER, ALLIED GUMS, NAT	U K		120		120	R U	CAOUTCHOUC GOMMES NAT.
LUMBER AND TIMBER	U K	111			111	R U	BOIS D'OEUVRE ET CHARP.
VENEER, PLYWOOD	LIBER	4,343			4,343	LIBER	PLACAGES, CONTRE-PLAQ.
	OTHER	85			85	AUTRE	
<b>COMMODITY TOTAL</b>		<b>4,428</b>			<b>4,428</b>		<b>TOTAL DE MARCHANDISE</b>
PERSONAL, HSEHOLD GOODS	U K	1			1	R U	ART. PERS. ET MENAGERS
	LIBER	2			2	LIBER	
<b>COMMODITY TOTAL</b>		<b>3</b>			<b>3</b>		<b>TOTAL DE MARCHANDISE</b>
MISC. END PRODUCTS NES	U K	1			1	R U	PRODUITS FINIS DIV. NDA
GENERAL CARGO	OTHER	94			94	AUTRE	MARCHANDISES DIVERSES
<b>COUNTRY/REGION TOTAL</b>		<b>8,437*</b>	<b>383*</b>		<b>8,820*</b>		<b>TOTAL DE PAYS/REGION</b>
<b>LIBERIA</b>							<b>LIBERIA</b>
COFFEE	LIBER	229			229	LIBER	CAFE
RUBBER, ALLIED GUMS, NAT	U K		186		186	R U	CAOUTCHOUC GOMMES NAT.
	LIBER	17	381		398	LIBER	
<b>COMMODITY TOTAL</b>		<b>17</b>	<b>567</b>		<b>584</b>		<b>TOTAL DE MARCHANDISE</b>
IRON ORE AND CONC	GER	35,876			35,876	ALL	MINERAI, CONC. DE FER
	NORW	79,908			79,908	NORV	
	SWEDN	22,040			22,040	SUEDE	
	LIBER	47,803			47,803	LIBER	
	JAPAN	38,080			38,080	JAPON	
<b>COMMODITY TOTAL</b>		<b>223,707</b>			<b>223,707</b>		<b>TOTAL DE MARCHANDISE</b>
ORES AND CONC. NES	NORW	25,265			25,265	NORV	MINERAI ET CONC. NDA
LUMBER AND TIMBER	LIBER	36			36	LIBER	BOIS D'OEUVRE ET CHARP.
PLATE & SHEET STEEL	LIBER		1,380		1,380	LIBER	TOLES, FEUILLES D'ACIER
PERSONAL, HSEHOLD GOODS	LIBER	5			5	LIBER	ART. PERS. ET MENAGERS
<b>COUNTRY/REGION TOTAL</b>		<b>249,259*</b>	<b>1,959*</b>		<b>251,218*</b>		<b>TOTAL DE PAYS/REGION</b>
<b>MOROCCO</b>							<b>MAROC</b>
FISH, FRESH OR FROZEN	ITALY	4			4	ITAL	POISSON, FRAIS DU CONC.
SHELL FISH, NFS	ITALY	15			15	ITAL	MOLLUSQUES CRUST. NDA
PASTA, PREP. PROD.	ITALY	5			5	ITAL	PATES ALIM. PROD. CEREAL
FRUIT, PRES. NOT CANNED	ITALY	93			93	ITAL	CONS. FRUITS NON BOITE
FRUITS, PREP. CANNED	ITALY	35			35	ITAL	FRUITS PREP. EN BOITE
VEGETABLES, FRESH	ITALY	63			63	ITAL	LEGUMES, FRAIS
SPICES	NORW	68			68	NORV	EPICES
MISC. FOOD PREP. NES	ITALY	27			27	ITAL	DIV. PREP. ALIM. NDA
SEEDS FOR SOWING NES	ITALY	3			3	ITAL	GRAINES DE SEMENCE NDA
CRUDE VEG. PROD. NES	ITALY	12			12	ITAL	PR. BRUTS ORIG. VEG. NDA
PASS. AUTOS AND CHASSIS	ITALY	3			3	ITAL	VOITURES PART. CHASSIS
PERSONAL, HSEHOLD GOODS	ITALY	70			70	ITAL	ART. PERS. ET MENAGERS
MISC. END PRODUCTS NES	ITALY	1			1	ITAL	PRODUITS FINIS DIV. NDA
GENERAL CARGO	GER		49		49	ALL	MARCHANDISES DIVERSES
	ITALY	8	125		133	ITAL	
	NORW	36			36	NORV	
<b>COMMODITY TOTAL</b>		<b>44</b>	<b>174</b>		<b>218</b>		<b>TOTAL DE MARCHANDISE</b>
<b>COUNTRY/REGION TOTAL</b>		<b>443*</b>	<b>174*</b>		<b>617*</b>		<b>TOTAL DE PAYS/REGION</b>
<b>MOZAMBIQUE</b>							<b>MOZAMBIQUE</b>
NUTS, EXC. OIL NUTS NES	NETH			52	52	P. BAS	NOIX, SAUF OLEAG. NDA
	NORW	554	1,766		2,320	NORV	
<b>COMMODITY TOTAL</b>		<b>554</b>	<b>1,766</b>		<b>2,320</b>		<b>TOTAL DE MARCHANDISE</b>
RAW SUGAR	GREEK	15,748			15,748	GRECQ	SUCRE BRUT
	JAPAN		11,640		11,640	JAPON	
	OTHER		14,455		14,455	AUTRE	
<b>COMMODITY TOTAL</b>		<b>15,748</b>	<b>26,095</b>		<b>41,843</b>		<b>TOTAL DE MARCHANDISE</b>
COFFEE	NETH			35	35	P. BAS	CAFE
TEA	U K	536			536	R U	THE
	NETH			57	57	P. BAS	

TABLE 2. CARGOES UNLOADED AT CANADIAN PORTS FROM FOREIGN COUNTRIES.

TABLEAU 2. MARCHANDISES DECHARGEES DANS LES PORTS CANADIENS EN PROVENANCE DE PAYS ETRANGERS.

COUNTRY OF ORIGIN AND KIND OF CARGO	REGISTRY OF VESSEL	ATLANTIC ATLANTIQUE	GREAT LAKES GRANDS LACS	PACIFIC PACIFIQUE	TOTAL TOTAL	IMMATIC. DU NAVIRE	PAYS D'ORIGINE ET MARCHANDISE
<b>MOZAMBIQUE</b>	<b>CONT.</b>						<b>MOZAMBIQUE</b>
	NORW	425	109		534	NORV	<b>SUITE</b>
	LIBER			3	3	LIBER	
COMMODITY TOTAL		961	109	60	1,130		TOTAL DE MARCHANDISE
DRES AND CONC.NES	GREEK	5,249			5,249	GRECQ	MINERAIS ET CONC.NDA
	LIBER				5,635	LIBER	
COMMODITY TOTAL		5,249	5,635		10,884		TOTAL DE MARCHANDISE
ASBESTOS	NETH			253	253	P.BAS	APIANTE
	NORW	1,321	929		2,250	NORV	
COMMODITY TOTAL		1,321	929	253	2,503		TOTAL DE MARCHANDISE
STONE,CRUDE NES	GREEK	2,707			2,707	GRECQ	PIERRE BRUTE NDA
	NORW	2,685			2,685	NORV	
COMMODITY TOTAL		5,392			5,392		TOTAL DE MARCHANDISE
CRUDE NON-MET.MIN.NES	GREEK	2,670			2,670	GRECQ	MIN.NON-MET.BRUTS NDA
	NORW	2,684			2,684	NORV	
COMMODITY TOTAL		5,354			5,354		TOTAL DE MARCHANDISE
PLASTIC MATERIALS	NORW	8			8	NORV	MATIERES PLASTIQUES
FERRC-ALLOYS	U K	1,679			1,679	R U	FERRC-ALLIAGES
	NETH			186	186	P.BAS	
	OTHER	7,435			7,435	AUTRE	
COMMODITY TOTAL		9,114		186	9,300		TOTAL DE MARCHANDISE
PRIMARY IRON,STEEL NES	U K	1,269			1,269	R U	FER,ACIER PRIMAIR.NDA
PLATE & SHEET STEEL	U K	2,234			2,234	R U	TOLES,FEUILLES D'ACIER
	NORW	356	83		439	NORV	
COMMODITY TOTAL		2,590	83		2,673		TOTAL DE MARCHANDISE
STRUCTURAL SHAPES	U K	1,373	598		1,971	R U	PROFILES DE CONSTRUCT.
	GREEK	60			60	GRECQ	
	NORW	1,157			1,157	NORV	
COMMODITY TOTAL		2,590	598		3,188		TOTAL DE MARCHANDISE
NON-FERROUS METALS NES	NETH			78	78	P.BAS	METAUX NON-FERREUX NDA
METAL FAB.BASIC PROD.	LIBER			2	2	LIBER	OUVR.DE BASE EN METAL
	OTHER			8	8	AUTRE	
COMMODITY TOTAL				10	10		TOTAL DE MARCHANDISE
CEMENT BASIC PROD.	U K	855			855	R U	OUVR.DE BASE CIMENT
NON-MET.MIN.BASIC PROD	NETH			228	228	P.BAS	PROD.MIN.NON-MET.BASE
	NORW		545		545	NORV	
COMMODITY TOTAL			545	228	773		TOTAL DE MARCHANDISE
MOTOR VEHICLE ENGINES	NORW	34			34	NORV	MOTEURS DE VEH.AUTOM.
PERSONAL,HOUSEHOLD GOODS	NETH			9	9	P.BAS	ART.PERS.ET MENAGERS
	NORW	16	1		17	NORV	
	LIBER			3	3	LIBER	
COMMODITY TOTAL		16	1	12	29		TOTAL DE MARCHANDISE
GENERAL CARGO	NORW	2			2	NORV	MARCHANDISES DIVERSES
<b>COUNTRY/REGION TOTAL</b>		<b>51,057*</b>	<b>35,761*</b>	<b>914*</b>	<b>87,732*</b>		<b>TOTAL DE PAYS/REGION</b>
<b>PORT. AF. NES</b>							<b>AF. PORT. NDA</b>
TEA	U K	185			185	R U	THE
CRUDE PETROLEUM	NETH	48,385			48,385	P.BAS	PETROLE BRUT
<b>COUNTRY/REGION TOTAL</b>		<b>48,570*</b>	<b>*</b>	<b>*</b>	<b>48,570*</b>		<b>TOTAL DE PAYS/REGION</b>
<b>SENEGAL</b>							<b>SENEGAL</b>
VENEER,PLYWOOD	LIBER	333			333	LIBER	PLACAGES,CONTRE-PLAQ.
PASS.AUTOS AND CHASSIS	LIBER	1			1	LIBER	VOITURES PART.,CHASSIS
PERSONAL,HOUSEHOLD GOODS	LIBER	9			9	LIBER	ART.PERS.ET MENAGERS
<b>COUNTRY/REGION TOTAL</b>		<b>343*</b>	<b>*</b>	<b>*</b>	<b>343*</b>		<b>TOTAL DE PAYS/REGION</b>
<b>TUNISIA</b>							<b>TUNISIE</b>
SALT	NORW	4,000			4,000	NORV	SEL
<b>COUNTRY/REGION TOTAL</b>		<b>4,000*</b>	<b>*</b>	<b>*</b>	<b>4,000*</b>		<b>TOTAL DE PAYS/REGION</b>
<b>CEYLON</b>							<b>CEYLAN</b>
FRESH FRUITS,BERRIES	U K	5			5	R U	FRUITS, BAIES FRAIS
DRIED FRUITS	U K	64			64	R U	FRUITS SECS
FRUITS, PREP. CANNED	NORW	19			19	NORV	FRUITS PREP. EN BOITE
NUTS,EXC.OIL NUTS NES	U K	466			466	R U	NOIX,SAUF OLEAG.NDA
	NORW	123			123	NORV	
COMMODITY TOTAL		589			589		TOTAL DE MARCHANDISE
COFFEE	NORW			40	40	NORV	CAFE
TEA	U K	5,347			5,347	R U	THE
	DENMK	18			18	DANMK	
	NETH			147	147	P.BAS	
	NORW	16			38	NORV	
	OTHER	47			738	AUTRE	
COMMODITY TOTAL		5,428		876	6,304		TOTAL DE MARCHANDISE
SPICES	U K	12			12	R U	EPICES
	NORW	18			18	NORV	
COMMODITY TOTAL		30			30		TOTAL DE MARCHANDISE
RUBBER,ALLIED GUMS,NAT	U K	1,235			1,235	R U	GOUTCHOUX GOMMES NAT.
	NORW	112			112	NORV	

TABLE 2. CARGOES UNLOADED AT CANADIAN PORTS FROM FOREIGN COUNTRIES.

TABLEAU 3. MARCHANDISES DECHARGEES DANS LES PORTS CANADIENS EN PROVENANCE DE PAYS ETRANGERS.

COUNTRY OF ORIGIN AND KIND OF CARGO	REGISTRY OF VESSEL	ATLANTIC ATLANTIQUE	GREAT LAKES GRANDS LACS	PACIFIC PACIFIQUE	TOTAL TOTAL	IMMATIC. DU NAVIRE	PAYS D'ORIGINE ET MARCHANDISE
<b>CEYLON</b>	<b>CONT.</b>						<b>CEYLON</b>
COMMODITY TOTAL	OTHER	102	35		137	AUTRE	
TEXTILE FIGURES NES	NORW	1,450	35		1,485	NORV	TOTAL DE MARCHANDISE FIBRES TEXTILES NDA
RUBBER FAB. MATERIALS	U K				1	R U	DEMI-PROD. CAOUTCHOUC
WOOD FAB. MATERIALS	U K				207	R U	DEMI-PRODUITS EN BOIS
VEG. OILS, FATS NES	U K	101			201	R U	HUIL. MAT. GRAS. VEG. NDA
	U K	3,341	361		3,702	R U	
	NORW	4,902	12,357		17,259	NORV	
COMMODITY TOTAL		8,243	12,718		20,961		TOTAL DE MARCHANDISE ART. PERS. ET MENAGERS
PERSONAL, HOUSEHOLD GOODS	U K	20			20	R U	
	OTHER	4		4	8	AUTRE	
COMMODITY TOTAL		24		4	28		TOTAL DE MARCHANDISE PRODUITS FINIS DIV. NDA
MISC. END PRODUCTS NES	U K	3			3	R U	
	OTHER			1	1	AUTRE	
COMMODITY TOTAL		3		1	4		TOTAL DE MARCHANDISE MARCHANDISES DIVERSES
GENERAL CARGO	U K	23			23	R U	
<b>COUNTRY/REGION TOTAL</b>		<b>16,187*</b>	<b>12,753*</b>	<b>921*</b>	<b>29,861*</b>		<b>TOTAL DE PAYS/REGION</b>
<b>HONG KONG</b>							<b>HONG-KONG</b>
MEAT, FRESH OR FROZEN	NORW			11	11	NORV	VIAND. FRAICHE / CONG.
FISH, FRESH OR FROZEN	NORW			17	17	NORV	POISSON, FRAIS OU CONG.
SHELL FISH, NES	NORW	6		130	136	NORV	MOLLUSQUES CRUST., NDA
MACARONI, CEREAL PROD.	NORW			17	17	NORV	PATES ALIM. PROD. CEREA
FRESH FRUITS, BERRIES	GER	10			10	ALL	FRUITS, BAIES FRAIS
	U S A			15	15	E-U	
COMMODITY TOTAL		10		15	25		TOTAL DE MARCHANDISE CONS. FRUITS NON BOITE
FRUIT, PRES. NOT CANNED	NORW			118	118	NORV	
	JAPAN	6			6	JAPON	
COMMODITY TOTAL		6		118	124		TOTAL DE MARCHANDISE NOIX, SAUF OLEAG. NDA
NUTS, EXC. OIL NUTS NES	NETH	6		21	21	P-BAS	
	JAPAN	2,051			2,051	JAPON	TOTAL DE MARCHANDISE PREP. DE LEGUMES NDA
COMMODITY TOTAL		2,051		21	2,072		
VEGETABLE PREP. NES	DENMK	2			2	DANMK	
	GER	2			2	ALL	
	GREEK	51			51	GREQC	
	NETH	12			12	P-BAS	
	NORW			17	17	NORV	
	JAPAN	82			82	JAPON	
COMMODITY TOTAL		149		17	166		TOTAL DE MARCHANDISE SUCRE, NDA
SUGAR, NES	JAPAN			12	12	JAPON	
	GREEK	18			18	GREQC	THE
	JAPAN	49	40		89	JAPON	
COMMODITY TOTAL		67	40		107		TOTAL DE MARCHANDISE EPICES
SPICES	DENMK	12			12	DANMK	
	NORW		6	5	11	NORV	
	JAPAN	26			26	JAPON	
	OTHER	6			6	AUTRE	
COMMODITY TOTAL		44	6	5	55		TOTAL DE MARCHANDISE VINAIGRE
VINEGAR	GREEK		1		1	GREQC	
	U K	22			22	R U	
	DENMK	28			28	DANMK	
	GREEK	63	432		495	GREQC	
	NETH	30	30		30	P-BAS	
	NORW	32	12	482	526	NORV	
	SWEDN	18	7		25	SUEDE	
	LIBER	13	1,044		1,057	LIBER	
	JAPAN	241	2,102	1,898	4,241	JAPON	
	U S A			904	904	E-U	
	OTHER			226	226	AUTRE	
COMMODITY TOTAL		417	3,627	3,510	7,554		TOTAL DE MARCHANDISE BOISS. ALCOOL. DIST.
DIST. ALCOHOLIC BEV.	NORW			1	1	NORV	
	SWEDN		1		1	SUEDE	
COMMODITY TOTAL			1	1	2		TOTAL DE MARCHANDISE PR. BRUTS ORIG. ANIM. NDA
CRUDE ANIMAL PROD. NES	NORW			8	8	NORV	
	JAPAN	36			36	JAPON	
COMMODITY TOTAL		36		8	44		TOTAL DE MARCHANDISE GRAINES DE SEMENCE NDA
SEEDS FOR SOWING NES	NORW			3	3	NORV	
OIL SEEDS, NUTS NES	U K	60			60	R U	
	GREEK	11	23		34	GREQC	
	NORW	52		15	67	NORV	
	SWEDN	17			17	SUEDE	
	JAPAN	519			519	JAPON	
	OTHER			1	1	AUTRE	
COMMODITY TOTAL		659	23	16	698		TOTAL DE MARCHANDISE PR. BRUTS ORIG. VEG. NDA
NURSERY, GREENHSE STOCK	OTHER			4	4	AUTRE	
RUBBER, ALLIED GUMS, NAT	NORW		23		23	NORV	
CRUDE VEG. PROD. NES	U K	49			49	R U	
	DENMK	1			1	DANMK	
	GREFK	40			40	GREQC	
	NORW			9	9	NORV	
	SWEDN	11			11	SUEDE	
	LIBER		2		2	LIBER	
	JAPAN	167			167	JAPON	
COMMODITY TOTAL		268	2	9	279		TOTAL DE MARCHANDISE LAINE, POILS D'ANIMAL
WOOL AND ANIMAL HAIR	JAPAN	18			18	JAPON	

TABLE 2. CARGOES UNLOADED AT CANADIAN PORTS FROM FOREIGN COUNTRIES.

TABEAU 2. MARCHANDISES DECHARGEES DANS LES PORTS CANADIENS EN PROVENANCE DE PAYS ETRANGERS.

COUNTRY OF ORIGIN AND KIND OF CARGO	REGISTRY OF VESSEL	ATLANTIC ATLANTIQUE	GREAT LAKES GRANDS LACS	PACIFIC PACIFIQUE	TOTAL TOTAL	IMMATIC. DU NAVIRE	PAYS D'ORIGINE ET MARCHANDISE
HONG KONG CONT. TEXTILE FIBRES NES	DENMK	8			8	DANMK	HONG-KONG SUITE FIBRES TEXTILES NDA
	GREEK		2		2	GRECO	
	NORV		13	62	95	NORV	
	JAPAN	23			23	JAPON	
	OTHER			27	27	AUTRE	
COMMODITY TOTAL		31	15	109	155		TOTAL DE MARCHANDISE
ZINC ORE AND CONC. ORES AND CONC.NES	OTHER		15		15	AUTRE	MINERAL, CONC. DE ZINC MINERAIS ET CONC.NDA
	GREEK	30			30	GRECO	
	JAPAN	60			60	JAPON	
COMMODITY TOTAL		90			90		TOTAL DE MARCHANDISE
COTTON, TEXTILE WASTE	GREEK		21		21	GRECO	DECHETS DE COTON, TEXT.
	JAPAN		46		46	JAPON	
	OTHER			39	39	AUTRE	
COMMODITY TOTAL			67	39	106		TOTAL DE MARCHANDISE
WASTE AND SCRAP NES LEATHER	GREEK	11			11	GRECO	DECHETS ET REBUTS NDA CUIR
	DENMK	7			7	DANMK	
	GREEK		28		28	GRECO	DEMI-PROD. CAOUTCHOUC
	NETH	6			6	P-BAS	
	NORV		37		37	NORV	
	JAPAN	2			2	JAPON	
	U S A			57	57	E-U	
	OTHER			4	4	AUTRE	
COMMODITY TOTAL		8	65	61	134		TOTAL DE MARCHANDISE
LUMBER AND TIMBER	JAPAN	23			23	JAPON	BOIS D'OEUVRE ET CHARP.
	OTHER		70		70	AUTRE	
COMMODITY TOTAL		21	70		91		TOTAL DE MARCHANDISE
VENEER, PLYWOOD	DENMK	1			1	DANMK	PLACAGES, CONTRE-PLAQUE
	PANAM	2,284			2,284	PANAM	
COMMODITY TOTAL		2,285			2,285		TOTAL DE MARCHANDISE
WOOD FAB. MATERIALS	NORV			4	4	NORV	DEMI-PRODUITS EN BOIS
	JAPAN	138			138	JAPON	
	OTHER	27			27	AUTRE	
COMMODITY TOTAL		168		4	172		TOTAL DE MARCHANDISE
PAPER NES	GREEK	11			11	GRECO	PAPIER NDA
	OTHER		2		2	AUTRE	
COMMODITY TOTAL		11	2		13		TOTAL DE MARCHANDISE
TEXTILE FAB. MTL NES	U K	37			37	R U	OUVR. EN MAT. TEXT. NDA
	DENMK	244			244	DANMK	
	GER	11			11	ALL	
	GREEK	490	144		634	GRECO	
	NETH	12	12		24	P-BAS	
	NORV	328	4	1,459	1,791	NORV	
	SWEDN	104	12		116	SUEDE	
	LIBER	46	74	169	289	LIBER	
	JAPAN	3,431	154	782	4,367	JAPON	
	PANAM			14	14	PANAM	
	U S A			842	842	E-U	
	OTHER	110	76	48	234	AUTRE	
COMMODITY TOTAL		4,813	476	3,314	8,603		TOTAL DE MARCHANDISE
VEG. OILS, FATS NES OILS, FATS, WAXES NES	DENMK	11			11	DANMK	HUIL. MAT. GRAS, VEG. NDA
	DENMK	5			5	DANMK	HUIL. MAT. GRAS, CIRE NDA
	JAPAN	31			31	JAPON	
COMMODITY TOTAL		36			36		TOTAL DE MARCHANDISE
METALLIC SALTS	JAPAN	9			9	JAPON	SELS METALLIQUES
ORGANIC CHEMICALS NES	NORV			5	5	NORV	PROD. CHIM. ORGAN. NDA
	JAPAN	112			112	JAPON	
COMMODITY TOTAL		112		5	117		TOTAL DE MARCHANDISE
AGRICULTURAL CHEMICALS	GREEK	179			179	GRECO	PROD. CHIM. AGRICOLES
	JAPAN	970	334		1,304	JAPON	
COMMODITY TOTAL		1,149	334		1,483		TOTAL DE MARCHANDISE
SYNTHETIC RUBBER	NORV			5	5	NORV	CAOUTCHOUC SYNTHETIQUE
	OTHER		6		6	AUTRE	
COMMODITY TOTAL			6	5	11		TOTAL DE MARCHANDISE
PLASTIC MATERIALS	U K	12			12	R U	MATIERES PLASTIQUES
	DENMK	112			112	DANMK	
	GREEK	14	246		260	GRECO	
	NETH	6	1		7	P-BAS	
	NORV	21	13	724	758	NORV	
	SWEDN	3	9		12	SUEDE	
	LIBER	29	17		46	LIBER	
	JAPAN	65	347	139	551	JAPON	
	PANAM			2	2	PANAM	
	U S A			450	450	E-U	
	OTHER		59	30	89	AUTRE	
COMMODITY TOTAL		262	692	1,345	2,299		TOTAL DE MARCHANDISE
CHEM. SPECIALTIES NES FERRC-ALLOYS	LIBER		1		1	LIBER	PROD. CHIM. SPECIAUX NDA
	NORV			4	4	NORV	FERRO-ALLIAGES
	DENMK	1			1	DANMK	FER EN GUEUSE
	GREEK	1			1	GRECO	TOLES, FEUILLES D'ACIER
	NORV	15		7	22	NORV	PROFILES DE CONSTRUCT.
	DENMK	1			1	DANMK	ALUMINIUM
	NORV	2		12	14	NORV	
	JAPAN	9			9	JAPON	
COMMODITY TOTAL		12		12	24		TOTAL DE MARCHANDISE
ZINC AND ALLOYS	OTHER			2	2	AUTRE	ZINC ET ALLIAGES
NON-FERROUS METALS NES	DENMK	2			2	DANMK	METALLS NON-FERREUX NDA

TABLE 2. CARGOES UNLOADED AT CANADIAN PORTS FROM FOREIGN COUNTRIES.

TABLEAU 2. MARCHANDISES DECHARGEES DANS LES PORTS CANADIENS EN PROVENANCE DE PAYS ETRANGERS.

COUNTRY OF ORIGIN AND KIND OF CARGO	REGISTRY OF VESSEL	ATLANTIC ATLANTIQUE	GREAT LAKES GRANDS LACS	PACIFIC PACIFIQUE	TOTAL TOTAL	IMMATIC. DU NAVIRE	PAYS D'ORIGINE ET MARCHANDISE
HONG KONG	CONT.						HONG-KONG SUITE
	NORW			25	25	NORV	
	JAPAN		110		110	JAPON	
COMMODITY TOTAL			110	25	137		TOTAL DE MARCHANDISE
METAL FAB. BASIC PROD.	DENMK	2			2	DANMK	DUVR. DE BASE EN METAL
	GER	33			33	ALL	
	GREEK	9	28		82	GRECQ	
	NETH	32	2		34	P-BAS	
	NORW	99	18	192	309	NORV	
	SWEDN	4	10		14	SUEDE	
	LIBER	7	4	214	225	LIBER	
	JAPAN	229	14	771	1,014	JAPON	
	U S A			262	262	E-U	
	OTHER	9	58	186	253	AUTRE	
COMMODITY TOTAL		476	134	1,625	2,235		TOTAL DE MARCHANDISE
GLASS BASIC PRODUCTS	DENMK	3			3	DANMK	DUVR. DE BASE EN VERRE
	GREEK		3		3	GRECQ	
	NORW	4		2	6	NORV	
	JAPAN	2			2	JAPON	
COMMODITY TOTAL		9	3	2	14		TOTAL DE MARCHANDISE
MISC. FABRICATED PROD.	NORW			4	4	NORV	OUVRAGES DIVERS
	OTHER	2			2	AUTRE	
COMMODITY TOTAL		2		4	6		TOTAL DE MARCHANDISE
MACHINERY NES	DENMK	1			1	DANMK	MACHINES NDA
	GREEK		2		2	GRECQ	
	NETH	108			108	P-BAS	
	NORW	4		19	23	NORV	
	SWEDN		3		3	SUEDE	
COMMODITY TOTAL		113	5	19	137		TOTAL DE MARCHANDISE
MOTOR VEHICLE ENGINES	DENMK	1			1	DANMK	MOTEURS DE VEH. AUTOM.
	NORW			1	1	NORV	
	LIBER		1		1	LIBER	
COMMODITY TOTAL		1	1	1	3		TOTAL DE MARCHANDISE
SHIPS, AIRCRAFT, MIS. VEH	GREEK		50		50	GRECQ	NAVIRES, AVIONS, VEH. DIV
	NORW		5	1	6	NORV	
	SWEDN	2			2	SUEDE	
	LIBER		9	14	23	LIBER	
	U S A			41	41	E-U	
COMMODITY TOTAL		2	64	56	122		TOTAL DE MARCHANDISE
WHEEL TIRES AND TUBES	NETH	58			58	P-BAS	PNEUS - CHAMBRES A AIR
EQUIPMENT MISC.	DENMK	33			33	DANMK	MATERIEL DIVERS
	GREEK		11		11	GRECQ	
	NORW	18	15	854	887	NORV	
	LIBER		25	80	105	LIBER	
	JAPAN	66	230	79	375	JAPON	
	U S A			183	183	E-U	
	OTHER	3		72	75	AUTRE	
COMMODITY TOTAL		120	281	1,268	1,669		TOTAL DE MARCHANDISE
PERSONAL, HOUSEHOLD GOODS	U K	367			367	R U	ART. PERS. ET MENAGERS
	DENMK	245			245	DANMK	
	GER	16			16	ALL	
	GREEK	555	446		1,001	GRECQ	
	NETH	315	77	5	397	P-BAS	
	NORW	497	142	5,257	5,896	NORV	
	SWEDN	174	114		288	SUEDE	
	LIBER	149	186	370	705	LIBER	
	JAPAN	477	441	1,030	1,948	JAPON	
	PANAM			38	38	PANAM	
	U S A			1,065	1,065	E-U	
	OTHER	1,110	170	522	1,802	AUTRE	
COMMODITY TOTAL		3,905	1,576	8,287	13,768		TOTAL DE MARCHANDISE
CONTAINERS, CLOSURES	NORW		14	107	121	NORV	CONTENEURS, FERMETURES
MISC. END PRODUCTS NES	DENMK	18			18	DANMK	PRODUITS FINIS DIV. NGA
	GER	9			9	ALL	
	GREEK	43	48		91	GRECQ	
	NETH	17	17		17	P-BAS	
	NORW	5	7	713	725	NORV	
	LIBER		435	19	454	LIBER	
	JAPAN	69	107	16	192	JAPON	
	U S A			65	65	E-U	
	OTHER	3	31	104	138	AUTRE	
COMMODITY TOTAL		147	645	917	1,709		TOTAL DE MARCHANDISE
GENERAL CARGO	U K	124			124	R U	MARCHANDISES DIVERSES
	DENMK	76			76	DANMK	
	GREEK	64	161		225	GRECQ	
	NETH	21	16		37	P-BAS	
	NORW	53		335	388	NORV	
	SWEDN	32	4		36	SUEDE	
	LIBER	27	61		88	LIBER	
	JAPAN	395	537	730	1,662	JAPON	
	U S A			46	46	E-U	
	OTHER	94	54	34	182	AUTRE	
COMMODITY TOTAL		886	833	1,145	2,864		TOTAL DE MARCHANDISE
CONTAINERIZED FREIGHT	U K	359			359	R U	FRET CONTENEURESE
	NORW			1,737	1,737	NORV	
	JAPAN			54	54	JAPON	
	U S A			307	307	E-U	

TABLE 2. CARGOES UNLOADED AT CANADIAN PORTS FROM FOREIGN COUNTRIES.

TABLEAU 2. MARCHANDISES DECHARGEES DANS LES PORTS CANADIENS EN PROVENANCE DE PAYS ETRANGERS.

COUNTRY OF ORIGIN AND KIND OF CARGO	REGISTRY OF VESSEL	ATLANTIC ATLANTIQUE	GREAT LAKES GRANDS LACS	PACIFIC PACIFIQUE	TOTAL TOTAL	IMMATIC. DU NAVIRE	PAYS D'ORIGINE ET MARCHANDISE
HONG KONG CONT.	OTHER	1,219			1,219	AUTRE	HONG-KONG SUITE
COMMODITY TOTAL		1,578		2,098	3,676		TOTAL DE MARCHANDISE
COUNTRY/REGION TOTAL		20,083*	9,132*	24,375*	53,590*		TOTAL DE PAYS/REGION
INDIA							INDE
FISH, CANNED	OTHER	8			8	AUTRE	POISSON EN BOITES
SHELL FISH, NES	NORW	11			11	NORV	MOLLUSQUES CRUST., NDA
	OTHER			12	12	AUTRE	
COMMODITY TOTAL		11		12	23		TOTAL DE MARCHANDISE
CEREALS UNMILLED, NES	NORW	11			11	NORV	CEREALES NON MOUL., NDA
MACARONI, CEREAL PROD.	NDRW	6			6	NORV	PATES ALIM. PROD. CEREAL
FRESH FRUITS, BERRIES	U K	5			5	R U	FRUITS, BAIES FRAIS
	OTHER			5	5	AUTRE	
COMMODITY TOTAL		5		5	10		TOTAL DE MARCHANDISE
NUTS, EXC. OIL NUTS NES	U K	3,836			3,836	R U	NOIX, SAUF OLEAG. NDA
	GREEK	27			27	GREQC	
	NETH			57	57	P.BAS	
	NORW	103		17	120	NORV	
	OTHER	2,138	685	86	2,909	AUTRE	
COMMODITY TOTAL		6,104	685	160	6,949		TOTAL DE MARCHANDISE
VEGETABLE PREP., NES	OTHER			13	13	AUTRE	PREP. DE LEGUMES NDA
RAW SUGAR	NORW	21,087			21,087	NORV	SUCRE BRUT
SUGAR PREPARATIONS	OTHER			2	2	AUTRE	PREP. A BASE DE SUCRE
COCOA AND CHOCOLATE	U K	27			27	R U	CACAO ET CHOCOLAT
COFFEE	U K	585			585	R U	CAFE
	NORW	11			11	NORV	
	OTHER			24	24	AUTRE	
COMMODITY TOTAL		596		24	620		TOTAL DE MARCHANDISE
TEA	U K	3,330			3,330	R U	THE
	NETH			39	39	P.BAS	
	NORW	96		64	160	NORV	
	OTHER	59	38	384	481	AUTRE	
COMMODITY TOTAL		3,485	38	487	4,010		TOTAL DE MARCHANDISE
SPICES	U K	697	38		697	R U	EPICES
	GREEK	2			2	GREQC	
	NETH			11	11	P.BAS	
	NORW	337		24	361	NORV	
	OTHER	137	15	110	262	AUTRE	
COMMODITY TOTAL		1,173	15	145	1,333		TOTAL DE MARCHANDISE
MISC. FOOD PREP., NES	U K	13			13	R U	DIV. PREP. ALIM. NDA
	GREEK	16			16	GREQC	
	NORW	174		57	231	NORV	
	OTHER	3		43	46	AUTRE	
COMMODITY TOTAL		206		100	306		TOTAL DE MARCHANDISE
GROUND CEREALS NES	OTHER			14	14	AUTRE	CEREALES MOULUES NDA
RAW HIDES AND SKINS	U K	12			12	R U	PEAUX ET CUIRS BRUT
	NORW	1			1	NORV	
COMMODITY TOTAL		13			13		TOTAL DE MARCHANDISE
SEEDS FOR SOWING NES	NORW	50		52	102	NORV	GRAINES DE SEMENCE NDA
	OTHER		10	5	15	AUTRE	
COMMODITY TOTAL		50	10	57	117		TOTAL DE MARCHANDISE
NURSERY, GREENHOUSE STOCK	OTHER			1	1	AUTRE	PROD. PEPINIERE, SERRIF
RUBBER, ALLIED GUMS, NAT	U K	317			317	R U	CAGOUTHOUC GOMMES NAT.
	NORW	50			50	NORV	
	OTHER	10			10	AUTRE	
COMMODITY TOTAL		377			377		TOTAL DE MARCHANDISE
CRUDE VEG. PROD., NES	NORW	568			568	NORV	PR. BRUTS ORIG. VEG. NDA
	OTHER	44		79	123	AUTRE	
COMMODITY TOTAL		612		79	691		TOTAL DE MARCHANDISE
TEXTILE FIBRES NES	U K	111			111	R U	FIBRES TEXTILES NDA
	NORW	375			375	NORV	
	OTHER		203		203	AUTRE	
COMMODITY TOTAL		486	203		689		TOTAL DE MARCHANDISE
BENTONITE	NORW	1			1	NORV	BENTONITE
CRUDE NON-MET. MIN. NES	NORW	7			7	NORV	MIN. NON-MET. BRUTS NDA
	OTHER	16			16	AUTRE	
COMMODITY TOTAL		23			23		TOTAL DE MARCHANDISE
LEATHER	NORW	10			10	NORV	CUIR
	OTHER			1	1	AUTRE	
COMMODITY TOTAL		10		1	11		TOTAL DE MARCHANDISE
RUBBER FAB. MATERIALS	NORW	96			96	NORV	DEMI-PROD. CAGOUTHOUC
LATH OF WOOD	NORW	13			13	NORV	LATTES DE BOIS
VENEER, PLYWOOD	OTHER			78	78	AUTRE	PLACAGES, CONTRE-PLAC.
WOOD FAB. MATERIALS	NORW	17			17	NORV	DEMI-PRODUITS EN BOIS
CORDAGE, TWINE, ROPE	U K	65			65	R U	CORDAGE, FICELLE, CORDE
	OTHER			71	71	AUTRE	
COMMODITY TOTAL		65		71	136		TOTAL DE MARCHANDISE
JUTE WOVEN FABRICS	U K	19,606			19,606	R U	TISSUS DE JUTE
	NETH			80	80	P.BAS	
	OTHER	796		162	958	AUTRE	
COMMODITY TOTAL		20,402		242	20,644		TOTAL DE MARCHANDISE
TEXTILE FAB. MTL NES	U K	875			875	R U	OUV. EN MAT. TEXT. NDA
	GREEK	164			164	GREQC	
	NETH			151	151	P.BAS	

TABLE 2. CARGOES UNLOADED AT CANADIAN PORTS FROM FOREIGN COUNTRIES.

TABLEAU 2. MARCHANDISES DECHARGEES DANS LES PORTS CANADIENS EN PROVENANCE DE PAYS ETRANGERS.

COUNTRY OF ORIGIN AND KIND OF CARGO	REGISTRY OF VESSEL	ATLANTIC ATLANTIQUE	GREAT LAKES GRANDS LACS	PACIFIC PACIFIQUE	TOTAL TOTAL	IMMATIC. DU NAVIRE	PAYS D'ORIGINE ET MARCHANDISE
<b>INDIA</b>	<b>CONT.</b>						<b>INDE</b> <b>SUITE</b>
	NORW	2,676		16	2,692	NORV	
	OTHER	1	337	332	670	AUTRE	
<b>COMMODITY TOTAL</b>		<b>3,716</b>	<b>337</b>	<b>499</b>	<b>4,552</b>		<b>TOTAL DE MARCHANDISE</b>
ORGANIC CHEMICALS NES	GREEK	1			1	GRECQ	PROD.CHIM.ORGAN.NDA
PLASTIC MATERIALS	OTHER			4	4	AUTRE	MATIERES PLASTIQUES
DYESTUFF,PIGMENT,PAINT	U K	8			8	R U	MAT.COLOR.PIG.PEINTURE
	NORW	12			12	NORV	
	OTHER	6	67		73	AUTRE	
<b>COMMODITY TOTAL</b>		<b>26</b>	<b>67</b>		<b>93</b>		<b>TOTAL DE MARCHANDISE</b>
CHEM.SPECIALTIES NES	NORW	5			5	NORV	PROD.CHIM.SPECIALAUX NDA
BAR AND RODS,STEEL	OTHER			29	29	AUTRE	BARRES ET TIGES ACIER
PLATE & SHEET STEEL	OTHER	180			180	AUTRE	TOLES,FEUILLES D'ACIER
STRUCTURAL SHAPES	OTHER			25	25	AUTRE	PROFILES DE CONSTRUCT.
PIPS,TUBES:IRON,STEEL	NETH			91	91	P.BAS	TUYAUX,TUBES:FER,ACIER
	OTHER			10	10	AUTRE	
<b>COMMODITY TOTAL</b>				<b>101</b>	<b>101</b>		<b>TOTAL DE MARCHANDISE</b>
WIRE	OTHER		23	63	86	AUTRE	FIL METALLIQUE
COPPER AND ALLOYS	NORW	23			23	NORV	CUIVRE ET ALLIAGES
ZINC AND ALLOYS	OTHER			5	5	AUTRE	ZINC ET ALLIAGES
METAL FAB.BASIC PROD.	U K	6			6	R U	OUVR.DE BASE EN METAL
	NETH			10	10	P.BAS	
	NORW	45			36	NORV	
	OTHER				21	AUTRE	
<b>COMMODITY TOTAL</b>		<b>51</b>			<b>67</b>		<b>TOTAL DE MARCHANDISE</b>
NON-MET.MIN.BASIC PROD	OTHER			3	3	AUTRE	PROD.MIN.NON-MET.BASE
MACHINERY NES	U K	8			8	R U	MACHINES NDA
	NORW	229			229	NORV	
	OTHER	9		19	28	AUTRE	
<b>COMMODITY TOTAL</b>		<b>246</b>		<b>19</b>	<b>265</b>		<b>TOTAL DE MARCHANDISE</b>
MOTOR VEHICLE ENGINES	NORW	1			1	NORV	MOTEURS DE VEH.AUTOM.
ROAD MOTOR VEH. NES	NORW	2			2	NORV	VEH.AUTOM.ROUTIERS NDA
	OTHER			2	2	AUTRE	
<b>COMMODITY TOTAL</b>		<b>2</b>		<b>2</b>	<b>4</b>		<b>TOTAL DE MARCHANDISE</b>
SHIPS,AIRCRAFT,MIS.VEH	NORW	32			32	NORV	NAVIRES,AVIONS,VEH.DIV
RUBBER TIRES AND TUBES	NORW	3			3	NORV	PNEUS,CHAMBRES A AIR
EQUIPMENT MISC.	U K	12			12	R U	MATERIEL DIVERS
	GREEK	4			4	GRECQ	
	NORW	28			28	NORV	
	OTHER	2		13	15	AUTRE	
<b>COMMODITY TOTAL</b>		<b>46</b>		<b>13</b>	<b>59</b>		<b>TOTAL DE MARCHANDISE</b>
PERSONAL,HOUSEHOLD GOODS	U K	2,014			2,014	R U	ART.PERS.ET MENAGERS
	GREEK	13			13	GRECQ	
	NETH			31	31	P.BAS	
	NORW	602		19	621	NORV	
	OTHER	354	26	593	973	AUTRE	
<b>COMMODITY TOTAL</b>		<b>2,983</b>	<b>26</b>	<b>643</b>	<b>3,652</b>		<b>TOTAL DE MARCHANDISE</b>
CONTAINERS,CLOSURES	NETH			1,579	1,579	P.BAS	CONTENEURS,FERMETURES
	NORW	4		808	812	NORV	
	OTHER			752	752	AUTRE	
<b>COMMODITY TOTAL</b>		<b>4</b>		<b>3,139</b>	<b>3,143</b>		<b>TOTAL DE MARCHANDISE</b>
MISC. END PRODUCTS NES	U K	4			4	R U	PRODUITS FINIS DIV.NDA
	GREEK	17			17	GRECQ	
	NETH			43	43	P.BAS	
	NORW	188			188	NORV	
	OTHER	3		42	45	AUTRE	
<b>COMMODITY TOTAL</b>		<b>212</b>		<b>85</b>	<b>297</b>		<b>TOTAL DE MARCHANDISE</b>
GENERAL CARGO	U K	166			166	R U	MARCHANDISES DIVERSES
	NETH			80	80	P.BAS	
	NORW	2		47	49	NORV	
	OTHER	214	11	20	245	AUTRE	
<b>COMMODITY TOTAL</b>		<b>382</b>	<b>11</b>	<b>147</b>	<b>540</b>		<b>TOTAL DE MARCHANDISE</b>
<b>COUNTRY/REGION TOTAL</b>		<b>62,793*</b>	<b>1,415*</b>	<b>6,335*</b>	<b>70,543*</b>		<b>TOTAL DE PAYS/REGION</b>
<b>MALAYSIA</b>							<b>MALAISIE</b>
FISH,CANNED	NORW			11	11	NORV	POISSON EN BOITES
LOBSTER	NORW			70	70	NORV	HOMARD
SHELL FISH,NES	NORW			37	37	NORV	MOLLUSQUES CRUST.,NDA
MACARONI,CEREAL PROD.	NORW			18	18	NORV	PATES ALIM.PROD.CEREAL
NUTS,EXC.OIL NUTS NES	NORW			4	4	NORV	NOIX,SAUF CLEAG.NDA
VEGETABLE PREP.NES	OTHER			1	1	AUTRE	PREP. DE LEGUMES NDA
SPICES	DENMK	4			4	DANMK	EPICES
	GER	1			1	ALL	
	GREEK		1		1	GRECQ	
	NETH			5	5	P.BAS	
	NORW	1		4	5	NORV	
<b>COMMODITY TOTAL</b>		<b>6</b>	<b>1</b>	<b>9</b>	<b>16</b>		<b>TOTAL DE MARCHANDISE</b>
MISC.FOOD PREP.NES	DENMK	2			2	DANMK	DIV.PREP.ALIM.NDA
	GREEK	12	6		18	GRECQ	
	NORW			4	4	NORV	
	OTHER	35			35	AUTRE	
<b>COMMODITY TOTAL</b>		<b>49</b>	<b>6</b>	<b>4</b>	<b>59</b>		<b>TOTAL DE MARCHANDISE</b>
RUBBER,ALLIED GUMS,NAT	U K		397		397	R U	CAOUTCHOUC GOMMES NAT.
	DENMK	980			980	DANMK	
	GER	141	141		282	ALL	

TABLE 2. CARGOES UNLOADED AT CANADIAN PORTS FROM FOREIGN COUNTRIES.

TABLEAU 2. MARCHANDISES DECHARGEES DANS LES PORTS CANADIENS EN PROVENANCE DE PAYS ETRANGERS.

COUNTRY OF ORIGIN AND KIND OF CARGO	REGISTRY OF VESSEL	ATLANTIC ATLANTIQUE	GREAT LAKES GRANDS LACS	PACIFIC PACIFIQUE	TOTAL TOTAL	IMMATIC. DU NAVIRE	PAYS D'ORIGINE ET MARCHANDISE
<b>MALAYSIA</b>	<b>CONT.</b>						<b>MALAYSIE</b> <b>SUITE</b>
	GREEK	840	3,237		4,077	GRECQ	
	NETH		232		232	P.BAS	
	NORW	1,482	500	719	2,701	NORV	
	LIBER	120	3,026		3,155	LIBER	
	OTHER	7,133	7,500	257	14,890	AUTRE	
<b>COMMODITY TOTAL</b>		<b>10,675</b>	<b>15,073</b>	<b>976</b>	<b>26,724</b>		<b>TOTAL DE MARCHANDISE</b>
CRUDE VEG. PROD. NES	NORW			14	14	NORV	PR. BRUTS ORIG. VEG. NDA
TEXTILE FIBRES NES	GREEK	20			20	GRECQ	FIBRES TEXTILES NDA
ALUMINA, BAUXITE OPES	LIBER	78,616			78,616	LIBER	MINERAIS ALUMINE, BAUX.
ORES AND CONC. NES	U K		75		75	R U	MINERAIS ET CONC. NDA
	GER		280		280	ALL	
	LIBER		269		269	LIBER	
<b>COMMODITY TOTAL</b>			<b>624</b>		<b>624</b>		<b>TOTAL DE MARCHANDISE</b>
RUBBER FAB. MATERIALS	NORW	4			4	NORV	DEMI-PROD. CAOUTCHOUC
LUMBER AND TIMBER	GER		198		198	ALL	BOIS OEUVRE ET CHARP.
	GREEK	1,405	2,007		3,412	GRECQ	
	NETH	182	544	80	806	P.BAS	
	LIBER	139	1,672		1,811	LIBER	
	OTHER	481	2,685	222	3,388	AUTRE	
<b>COMMODITY TOTAL</b>		<b>2,207</b>	<b>7,106</b>	<b>302</b>	<b>9,615</b>		<b>TOTAL DE MARCHANDISE</b>
VENNER, PLYWOOD	GREEK		718		718	GRECQ	PLACAGES, CONTRE-PLAQ.
	NORW		6		6	NORV	
	LIBER		25		25	LIBER	
	OTHER		388		388	AUTRE	
<b>COMMODITY TOTAL</b>		<b>1,137</b>	<b>327</b>		<b>1,464</b>		<b>TOTAL DE MARCHANDISE</b>
WOOD FAB. MATERIALS	U K			964	864	R U	DEMI-PRODUITS EN BOIS
	GREEK		218		218	GRECQ	
	LIBER		16		16	LIBER	
	OTHER		60		60	AUTRE	
<b>COMMODITY TOTAL</b>		<b>28</b>	<b>294</b>	<b>864</b>	<b>1,186</b>		<b>TOTAL DE MARCHANDISE</b>
BLDG. PAPER AND BOARD	NETH		39		39	P.BAS	PLAQ. CONSTR., PAP/CART.
CORDAGE, TWINE, ROPE	OTHER		3		3	AUTRE	CORDAGE, FICELLE, CDRDE
TEXTILE FAB. MTL NES	NORW		52		52	NORV	OUVR. EN MAT. TEXT. NDA
	OTHER		1		1	AUTRE	
<b>COMMODITY TOTAL</b>		<b>52</b>	<b>1</b>	<b>53</b>	<b>106</b>		<b>TOTAL DE MARCHANDISE</b>
VEG. OILS, FATS NES	U K	1,006	7,056		8,062	R U	HUIL. MAT. GRAS. VEG. NDA
	NORW	6,394	17,295		23,689	NORV	
	LIBER	2,241			2,241	LIBER	
	OTHER	3,117	3,470		6,587	AUTRE	
<b>COMMODITY TOTAL</b>		<b>12,758</b>	<b>27,821</b>		<b>40,579</b>		<b>TOTAL DE MARCHANDISE</b>
OILS, FATS, WAXES NES	NORW			10	10	NORV	HUIL. MAT. GRAS. CIRE NDA
PLASTIC MATERIALS	GREEK		8		8	GRECQ	MATIERES PLASTIQUES
	NORW		7		7	NORV	
<b>COMMODITY TOTAL</b>		<b>15</b>			<b>15</b>		<b>TOTAL DE MARCHANDISE</b>
DYESTUFF, PIGMENT, PAINT	LIBER		2		2	LIBER	MAT. COLOR. PIG. PEINTURE
PRIMARY IRON, STEEL NES	GREEK		56		56	GRECQ	FER, ACIER PRIMAIR. NDA
PLATE & SHEET STEEL	GREEK		65		65	GRECQ	TOLES, FEUILLES D'ACIER
	NORW			5	5	NORV	
	LIBER		56		118	LIBER	
	OTHER		25		25	AUTRE	
<b>COMMODITY TOTAL</b>		<b>127</b>	<b>81</b>	<b>5</b>	<b>213</b>		<b>TOTAL DE MARCHANDISE</b>
NON-FERROUS METALS NES	DENMK		112		112	DANMK	METAUX NON-FERREUX NDA
	GER		15		15	ALL	
	GREEK		227	1,198	1,425	GRECQ	
	NORW				299	NORV	
	LIBER		125		125	LIBER	
	OTHER		697		724	AUTRE	
<b>COMMODITY TOTAL</b>		<b>381</b>	<b>2,020</b>	<b>299</b>	<b>2,700</b>		<b>TOTAL DE MARCHANDISE</b>
METAL FAB. BASIC PROD.	U S A			185	185	E-U	OUVR. DE BASE EN METAL
MACHINERY NES	NORW	41			41	NORV	MACHINES NDA
SHIPS, AIRCRAFT, MIS. VEH	OTHER		1		1	AUTRE	NAVIRES, AVIONS, VEH. DIV
EQUIPMENT MISC.	NORW			21	21	NORV	MATERIEL DIVERS
PERSONAL, HOUSEHOLD GOODS	DENMK		4		4	DANMK	ART. PERS. ET MENAGERS
	GREEK		4	79	83	GRECQ	
	NETH				6	P.BAS	
	NORW				116	NORV	
	LIBER		1		7	LIBER	
	U S A				71	E-U	
	OTHER		30		22	AUTRE	
<b>COMMODITY TOTAL</b>		<b>18</b>	<b>110</b>	<b>215</b>	<b>343</b>		<b>TOTAL DE MARCHANDISE</b>
MISC. END PRODUCTS NES	GREEK		57		57	GRECQ	PRODUITS FINIS DIV. NDA
	NETH		1		1	P.BAS	
	NORW			12	12	NORV	
<b>COMMODITY TOTAL</b>		<b>11</b>	<b>58</b>	<b>12</b>	<b>81</b>		<b>TOTAL DE MARCHANDISE</b>
GENERAL CARGO	U K		474		474	R U	MARCHANDISES DIVERSES
	DENMK		1		1	DANMK	
	GREEK		1,594		1,602	GRECQ	
	NETH			30	30	P.BAS	
	NORW		9	415	424	NORV	
	LIBER		2	647	649	LIBER	
	OTHER		11	760	781	AUTRE	
<b>COMMODITY TOTAL</b>		<b>31</b>	<b>3,890</b>	<b>40</b>	<b>3,961</b>		<b>TOTAL DE MARCHANDISE</b>
<b>COUNTRY/REGION TOTAL</b>		<b>106,220*</b>	<b>57,471*</b>	<b>3,157*</b>	<b>166,848*</b>		<b>TOTAL DE PAYS/REGION</b>



TABLE 2. CARGOES UNLOADED AT CANADIAN PORTS FROM FOREIGN COUNTRIES.

TABLEAU 2. MARCHANDISES DECHARGEES DANS LES PORTS CANADIENS EN PROVENANCE DE PAYS ETRANGERS.

COUNTRY OF ORIGIN AND KIND OF CARGO	REGISTRY OF VESSEL	ATLANTIC ATLANTIQUE	GREAT LAKES GRANDS LACS	PACIFIC PACIFIQUE	TOTAL TOTAL	IMMATIC. DU NAVIRE	PAYS D'ORIGINE ET MARCHANDISE
<b>PAKISTAN</b>							
CEREALES UNMILLED, NES	OTHER	3			3	AUTRE	PAKISTAN
MACARONI, CEREAL PROD.	OTHER	3			3	AUTRE	CEREALES NON MOUL., NDA
TEA	U K	100			100	R U	PATES ALIM. PROD. CEREAL THE
SPICES	OTHER	14			14	AUTRE	EPICES
MISC. FOOD PREP. NES	OTHER	5			5	AUTRE	DIV. PREP. ALIM. NDA
RUBBER, ALLIED GUMS, NAT	NORW			33	33	NORV	CAOUTCHUC GOMMES NAT.
	OTHER	15			15	AUTRE	
COMMODITY TOTAL		15		33	48		TOTAL DE MARCHANDISE
TEXTILE FIBRES NES	U K	227			227	R U	FIBRES TEXTILES NDA
	OTHER	804			804	AUTRE	
COMMODITY TOTAL		1,031			1,031		TOTAL DE MARCHANDISE
COTTON, TEXTILE WASTE	NETH			50	50	P. BAS	DECHETS DE COTON, TEXT.
	OTHER			10	10	AUTRE	
COMMODITY TOTAL				60	60		TOTAL DE MARCHANDISE
LEATHER	OTHER			1	1	AUTRE	CUIR
JUTE WOVN FABRICS	U K	4,353			4,353	R U	TISSUS DE JUTE
	NETH			325	325	P. BAS	
	OTHER			30	30	AUTRE	
COMMODITY TOTAL		4,383		325	4,708		TOTAL DE MARCHANDISE
TEXTILE FAB. MTL NES	U K	1,015			1,015	R U	OUVR. EN MAT. TEXT. NDA
	NETH			169	169	P. BAS	
	OTHER	3,379		48	3,427	AUTRE	
COMMODITY TOTAL		4,394		217	4,611		TOTAL DE MARCHANDISE
MACHINERY NES	U K	3			3	R U	MACHINES NDA
EQUIPMENT MISC.	OTHER	5			5	AUTRE	MATERIEL DIVERS
PERSONAL, HOUSEHOLD GOODS	U K	169			169	R U	ART. PERS. ET MENAGERS
	OTHER	243		6	249	AUTRE	
COMMODITY TOTAL		412		6	418		TOTAL DE MARCHANDISE
CONTAINERS, CLOSURES	NETH			30	30	P. BAS	CONTENEURS, FERMETURES
	NORW			226	226	NORV	
	OTHER	22			22	AUTRE	
COMMODITY TOTAL		22		256	278		TOTAL DE MARCHANDISE
MISC. END PRODUCTS NES	U K	5			5	R U	PRODUITS FINIS DIV. NDA
	OTHER	10			10	AUTRE	
COMMODITY TOTAL		15			15		TOTAL DE MARCHANDISE
GENERAL CARGO	U K	41			41	R U	MARCHANDISES DIVERSES
COUNTRY/REGION TOTAL		10,446*	*	898*	11,344*		TOTAL DE PAYS/REGION
<b>SINGAPORE</b>							
LOBSTER	NORW			4	4	NORV	HOMARD
SHELL FISH, NES	NORW			29	29	NORV	MOLLUSQUES CRUST., NDA
CEREALES UNMILLED, NES	DENMK	2			2	DANMK	CEREALES NON MOUL., NDA
FRESH FRUITS, BERRIES	OTHER		30		30	AUTRE	FRUITS, BAIES FRAIS
FRUITS, PREP. CANNED	DENMK	80			80	DANMK	FRUITS PREP. EN BDITE
	GER		22		22	ALL	
	GREEK	1,051			1,051	GREGQ	
	NORW	1,064			1,064	NORV	
	PANAM	558			558	PANAM	
	OTHER	422		1,176	1,598	AUTRE	
COMMODITY TOTAL		3,175	22	1,176	4,373		TOTAL DE MARCHANDISE
NUTS, EXC. OIL NUTS NES	NDRV			3	3	NORV	NDIX, SAUF OLEAG. NDA
VEGETABLE PREP. NES	NDRV			2	2	NORV	PREP. DE LEGUMES NDA
RAW SUGAR	NETH		3		3	P. BAS	SUCRE BRUT
COFFEE	DENMK	20			20	DANMK	CAFE
	GREEK	27			27	GREGQ	
	NETH	20			20	P. BAS	
	LIBER	17			17	LIBER	
	PANAM	29			29	PANAM	
	OTHER	27			27	AUTRE	
COMMODITY TOTAL		140			140		TOTAL DE MARCHANDISE
TEA	GREGQ		11		11	GREGQ	THE
	NETH			14	14	P. BAS	
	NORW			10	10	NORV	
COMMODITY TOTAL			11	24	35		TOTAL DE MARCHANDISE
SPICES	DENMK	69			69	DANMK	EPICES
	GREEK	21	47		68	GREGQ	
	NETH	6	25		31	P. BAS	
	NORW	143		48	191	NORV	
	LIBER	21	15		36	LIBER	
	PANAM	6			6	PANAM	
	OTHER	138	189	6	333	AUTRE	
COMMODITY TOTAL		404	276	54	734		TOTAL DE MARCHANDISE
MISC. FOOD PREP. NES	DENMK	78			78	DANMK	DIV. PREP. ALIM. NDA
	GREEK		3		3	GREGQ	
	NORW			37	37	NORV	
	LIBER		4		4	LIBER	
	OTHER	600	21		621	AUTRE	
COMMODITY TOTAL		678	28	37	743		TOTAL DE MARCHANDISE
TBACCO NES	DENMK	41			41	DANMK	TABACS NDA
CRUDE ANIMAL PRDD. NES	NORW			55	55	NORV	PR. BRUTS ORIG. ANIM. NDA
RUBBER, ALLIED GUMS, NAT	U K		715		715	R U	CAOUTCHUC GOMMES NAT.
	DENMK	3,428			3,428	DANMK	
	OTHER	169	232		387	ALL	

TABLE 2. CARGOES UNLOADED AT CANADIAN PORTS FROM FOREIGN COUNTRIES.

TABLEAU 2. MARCHANDISES DECHARGEES DANS LES PORTS CANADIENS EN PROVENANCE DE PAYS ETRANGERS.

COUNTRY OF ORIGIN AND KIND OF CARGO	REGISTRY OF VESSEL	ATLANTIC ATLANTIQUE	GREAT LAKES GRANDS LACS	PACIFIC PACIFIQUE	TOTAL TOTAL	IMMATIC. DU NAVIRE	PAYS D'ORIGINE ET MARCHANDISE
<b>SINGAPORE</b>	<b>CONT.</b>						<b>SINGAPOUR</b>
	GREEK	1,242	3,464	72	4,778	GRECQ	
	NETH			5	5	P.BAS	
	NORW	4,667	283	1,574	6,524	NORV	
	LIBER	145	2,433		2,578	LIBER	
	PANAM	89			89	PANAM	
	OTHER	7,043	6,067	211	13,321	AUTRE	
<b>COMMODITY TOTAL</b>		<b>16,779</b>	<b>13,194</b>	<b>1,862</b>	<b>31,835</b>		<b>TOTAL DE MARCHANDISE</b>
<b>CRUDE VEG. PRODU. NES</b>	NORW	51			51	NORV	<b>PR. BRUITS ORIG. VEG. NDA</b>
	OTHER		4		4	AUTRE	
<b>COMMODITY TOTAL</b>		<b>51</b>	<b>4</b>		<b>55</b>		<b>TOTAL DE MARCHANDISE</b>
<b>BOLTS, ROUND TIMPER</b>	LIBER			354	354	LIBER	<b>BILLOTS, BOIS ROUNDS</b>
<b>TEXTILE FIBRES NES</b>	DENMK	30			30	DANMK	<b>FIBRES TEXTILES NDA</b>
	NORW			6	6	NORV	
	OTHER		6		6	AUTRE	
<b>COMMODITY TOTAL</b>		<b>30</b>	<b>6</b>	<b>6</b>	<b>42</b>		<b>TOTAL DE MARCHANDISE</b>
<b>ALUMINA, BAUXITE ORES</b>	NORW	20,964			20,964	NORV	<b>MINERAIS ALUMINE, BAUX.</b>
<b>RUBBER FAB. MATERIALS</b>	DENMK	4			4	DANMK	<b>DEMI-PROD. CAOUTCHOUC</b>
	NORW			178	178	NORV	
<b>COMMODITY TOTAL</b>		<b>4</b>		<b>178</b>	<b>182</b>		<b>TOTAL DE MARCHANDISE</b>
<b>LUMBER AND TIMBER</b>	U K		104		104	R U	<b>BOIS D'OEUVRE ET CHARP.</b>
	GER	62	257		319	ALL	
	GREEK	638	1,759		2,397	GRECQ	
	NETH		421		421	P.BAS	
	NORW	295		33	328	NORV	
	LIBER	274	880		1,177	LIBER	
	OTHER	260	1,630	99	1,989	AUTRE	
<b>COMMODITY TOTAL</b>		<b>1,479</b>	<b>5,051</b>	<b>205</b>	<b>6,735</b>		<b>TOTAL DE MARCHANDISE</b>
<b>SHINGLES AND SHAKES</b>	GREEK	72			72	GRECQ	<b>BAKDE AUX, BAKD. FACADE</b>
<b>VENEER, PLYWOOD</b>	GER	93			93	ALL	<b>PLACAGES, CONTRE-PLAQ.</b>
	GREEK	3,110	519		3,629	GRECQ	
	NETH	366	223		589	P.BAS	
	NORW			528	528	NORV	
	LIBER	1,237	410		1,647	LIBER	
	OTHER	780	244	51	1,075	AUTRE	
<b>COMMODITY TOTAL</b>		<b>5,586</b>	<b>1,396</b>	<b>579</b>	<b>7,561</b>		<b>TOTAL DE MARCHANDISE</b>
<b>WOOD FAB. MATERIALS</b>	GREEK	26			26	GRECQ	<b>SEMI-PRODUITS EN BOIS</b>
	NORW			4	4	NORV	
	LIBER				3	LIBER	
	OTHER	61			61	AUTRE	
<b>COMMODITY TOTAL</b>		<b>87</b>	<b>3</b>	<b>4</b>	<b>94</b>		<b>TOTAL DE MARCHANDISE</b>
<b>PAPER NES</b>	DENMK	23			23	DANMK	<b>PAPIER NDA</b>
<b>PAPERBOARD</b>	NORW			41	41	NORV	<b>CARTON</b>
<b>WET MACHINE BOARD</b>	LIBER		8		8	LIBER	<b>CARTON EN PATE PRESSE</b>
<b>TEXTILE FAB. MTL NES</b>	DENMK	416			416	DANMK	<b>OUVR. EN MAT. TEXT. NDA</b>
	GREEK	87	156		243	GRECQ	
	NETH	9	9		18	P.BAS	
	NORW	14		38	52	NORV	
	LIBER		7		20	LIBER	
	OTHER	39	15		66	AUTRE	
<b>COMMODITY TOTAL</b>		<b>565</b>	<b>187</b>	<b>63</b>	<b>815</b>		<b>TOTAL DE MARCHANDISE</b>
<b>VEG. OILS, FATS NES</b>	NETH			221	221	P.BAS	<b>HUIL. MAT. GRAS. VEG. NDA</b>
	NORW	696			41	NORV	
		696		262	958		
<b>COMMODITY TOTAL</b>		<b>696</b>		<b>7</b>	<b>7</b>		<b>TOTAL DE MARCHANDISE</b>
<b>INORGANIC CHEMS. NES</b>	NORW				7	NORV	<b>PROD. CHIM. INORG. NDA</b>
<b>ORGANIC CHEMICALS NES</b>	LIBER		2		2	LIBER	<b>PROD. CHIM. ORGAN. NDA</b>
<b>PLASTIC MATERIALS</b>	DENMK	13			13	DANMK	<b>MATIERES PLASTIQUES</b>
	NORW	8			8	NORV	
<b>COMMODITY TOTAL</b>		<b>21</b>			<b>21</b>		<b>TOTAL DE MARCHANDISE</b>
<b>PLATE &amp; SHEET STEEL</b>	GREEK		11		11	GRECQ	<b>TOLES, FEUILLES DACIER</b>
<b>NON-FERROUS METALS NES</b>	OTHER		36		36	AUTRE	<b>METAUX NON-FERREUX NDA</b>
<b>METAL FAB. BASIC PROD.</b>	GREEK			294	294	GRECQ	<b>OUVR. DE BASE EN METAL</b>
	NORW	2		63	65	NORV	
	LIBER			280	280	LIBER	
	U S A			114	114	E-U	
	OTHER			661	661	AUTRE	
<b>COMMODITY TOTAL</b>		<b>2</b>		<b>1,412</b>	<b>1,414</b>		<b>TOTAL DE MARCHANDISE</b>
<b>BRICKS, TILES NES</b>	DENMK	61			61	DANMK	<b>BRIQUES, TUILES NDA</b>
	NETH	84			84	P.BAS	
<b>COMMODITY TOTAL</b>		<b>145</b>			<b>145</b>		<b>TOTAL DE MARCHANDISE</b>
<b>NON-MET. MIN. BASIC PROD</b>	GREEK	415			415	GRECQ	<b>PROD. MIN. NON-MET. BASE</b>
	LIBER	56			56	LIBER	
	OTHER	92			92	AUTRE	
<b>COMMODITY TOTAL</b>		<b>563</b>			<b>563</b>		<b>TOTAL DE MARCHANDISE</b>
<b>MISC. FABRICATED PROD.</b>	DENMK	27			27	DANMK	<b>OUVRAGES DIVERS</b>
	GREEK		120		120	GRECQ	
<b>COMMODITY TOTAL</b>		<b>27</b>	<b>120</b>		<b>147</b>		<b>TOTAL DE MARCHANDISE</b>
<b>TRACTORS</b>	NORW			59	59	NORV	<b>TRACTEURS</b>
<b>MACHINERY NES</b>	DENMK	44			44	DANMK	<b>MACHINES NDA</b>
	NORW			8	8	NORV	
	LIBER		3		3	LIBER	
<b>COMMODITY TOTAL</b>		<b>44</b>	<b>3</b>	<b>8</b>	<b>55</b>		<b>TOTAL DE MARCHANDISE</b>
<b>SHIPS, AIRCRAFT, MIS. VEH</b>	OTHER				12	AUTRE	<b>NAVIRES, AVIONS, VEH. DIV</b>
<b>RUBBER TIRES AND TUBES</b>	OTHER	192			192	AUTRE	<b>PNEUS, CHAMBRES A AIR</b>
<b>EQUIPMENT MISC.</b>	DENMK	248			248	DANMK	<b>MATERIEL DIVERS</b>
	GREEK		1		1	GRECQ	
	NORW			251	251	NORV	

TABLE 2. CARGOES UNLOADED AT CANADIAN PORTS FROM FOREIGN COUNTRIES.

TABLEAU 3. MARCHANDISES DECHARGEES DANS LES PORTS CANADIENS EN PROVENANCE DE PAYS ETRANGERS.

COUNTRY OF ORIGIN AND KIND OF CARGO	REGISTRY OF VESSEL	ATLANTIC ATLANTIQUE	GREAT LAKES GRANDS LACS	PACIFIC PACIFIQUE	TOTAL TOTAL	IMMATIC. DU NAVIRE	PAYS D'ORIGINE ET MARCHANDISE
<b>SINGAPORE</b>	<b>CONT.</b>						<b>SINGAPOUR SUITE</b>
	LIBER		2	8	10	LIBER	
	OTHER	1	1		2	AUTRE	
<b>COMMODITY TOTAL</b>		<b>249</b>	<b>4</b>	<b>259</b>	<b>512</b>		<b>TOTAL DE MARCHANDISE</b>
<b>PERSONAL, HOUSEHOLD GOODS</b>	DENMK	96			96	DANMK	<b>ART. PERS. ET MENAGERS</b>
	GREEK	39	9		48	GREGQ	
	NETH			6	6	P.BAS	
	NORW	27		488	515	NORV	
	LIBER	16	6	13	35	LIBER	
	U S A			59	59	E-U	
	OTHER	36	44	85	165	AUTRE	
<b>COMMODITY TOTAL</b>		<b>214</b>	<b>59</b>	<b>651</b>	<b>924</b>		<b>TOTAL DE MARCHANDISE</b>
<b>CONTAINERS, CLOSURES</b>	GREEK	238			238	GREGQ	<b>CONTENEURS, FERMETURES</b>
	NORW			2	2	NORV	
	OTHER	34			34	AUTRE	
<b>COMMODITY TOTAL</b>		<b>272</b>		<b>2</b>	<b>274</b>		<b>TOTAL DE MARCHANDISE</b>
<b>MISC. END PRODUCTS NES</b>	GREEK	11	9		20	GREGQ	<b>PRODUITS FINIS DIV. NDA</b>
	NORW			11	11	NORV	
	OTHER	18	34		52	AUTRE	
<b>COMMODITY TOTAL</b>		<b>29</b>	<b>43</b>	<b>11</b>	<b>83</b>		<b>TOTAL DE MARCHANDISE</b>
<b>GENERAL CARGO</b>	U K		443		443	R U	<b>MARCHANDISES DIVERSES</b>
	DENMK	9			9	DANMK	
	GREEK	4	4,266		4,270	GREGQ	
	NETH			13	13	P.BAS	
	NORW		312	5	317	NORV	
	LIBER	7	1,104		1,111	LIBER	
	OTHER	222	3,755		3,977	AUTRE	
<b>COMMODITY TOTAL</b>		<b>242</b>	<b>9,880</b>	<b>18</b>	<b>10,140</b>		<b>TOTAL DE MARCHANDISE</b>
<b>CONTAINERIZED FREIGHT</b>	NORW			203	203	NORV	<b>FRET CONTENEURISE</b>
<b>COUNTRY/REGION TOTAL</b>		<b>52,776*</b>	<b>30,377*</b>	<b>7,580*</b>	<b>90,733*</b>		<b>TOTAL DE PAYS/REGION</b>
<b>CHINA, COMMUN.</b>							<b>CHINE, COMMUN.</b>
<b>CEREALS UNMILLED, NES</b>	GREEK			1,000	1,000	GREGQ	<b>CEREALES NON MOUL., NDA</b>
<b>TEA</b>	JAPAN		1		1	JAPON	<b>THE</b>
<b>MISC. FOOD PREP. NES</b>	GREEK		20		20	GREGQ	<b>DIV. PREP. ALIM. NDA</b>
	NETH		135		135	P.BAS	
	JAPAN	143	140		283	JAPON	
<b>COMMODITY TOTAL</b>		<b>143</b>	<b>295</b>		<b>438</b>		<b>TOTAL DE MARCHANDISE</b>
<b>OIL SEEDS, NUTS NES</b>	JAPAN		1,055		1,055	JAPON	<b>GRAINES, NOIX OLEAG. NDA</b>
<b>ORES AND CONC. NES</b>	JAPAN		59		59	JAPON	<b>MINERAIS ET CONC. NDA</b>
<b>TEXTILE FAB. MTL NES</b>	JAPAN	966	671		1,637	JAPON	<b>OUVR. EN MAT. TEXT. NDA</b>
<b>AGRICULTURAL CHEMICALS</b>	JAPAN		146		146	JAPON	<b>PROD. CHIM. AGRIC. NDA</b>
<b>NON-FERROUS METALS NES</b>	U K		83		83	R U	<b>METAUX NON-FERREUX NDA</b>
<b>METAL FAB. BASIC PROD.</b>	GREEK			600	600	GREGQ	<b>OUVR. DE BASE EN METAL</b>
<b>GLASS BASIC PRODUCTS</b>	JAPAN		9		9	JAPON	<b>OUVR. DE BASE EN VERRE</b>
<b>TRACTORS</b>	JAPAN	94			94	JAPON	<b>TRACTEURS</b>
<b>MACHINERY NES</b>	JAPAN	3			3	JAPON	<b>MACHINES NDA</b>
<b>EQUIPMENT MISC.</b>	JAPAN	4			4	JAPON	<b>MATERIEL DIVERS</b>
<b>PERSONAL, HOUSEHOLD GOODS</b>	U K		36		36	R U	<b>ART. PERS. ET MENAGERS</b>
	JAPAN	211	89		300	JAPON	
<b>COMMODITY TOTAL</b>		<b>211</b>	<b>125</b>		<b>336</b>		<b>TOTAL DE MARCHANDISE</b>
<b>MISC. END PRODUCTS NES</b>	JAPAN	364	99		463	JAPON	<b>PRODUITS FINIS DIV. NDA</b>
<b>GENERAL CARGO</b>	U K		38		38	R U	<b>MARCHANDISES DIVERSES</b>
	GREEK			150	150	GREGQ	
	JAPAN	144	142		286	JAPON	
<b>COMMODITY TOTAL</b>		<b>144</b>	<b>180</b>	<b>150</b>	<b>474</b>		<b>TOTAL DE MARCHANDISE</b>
<b>COUNTRY/REGION TOTAL</b>		<b>1,929*</b>	<b>2,723*</b>	<b>1,750*</b>	<b>6,402*</b>		<b>TOTAL DE PAYS/REGION</b>
<b>INDONESIA</b>							<b>INDONESTIE</b>
<b>TEA</b>	DENMK	72			72	DANMK	<b>THE</b>
	NORW	17			18	NORV	
<b>COMMODITY TOTAL</b>		<b>90</b>			<b>90</b>		<b>TOTAL DE MARCHANDISE</b>
<b>SPICES</b>	DENMK	12			12	DANMK	<b>EPICES</b>
	NORW	1			1	NORV	
<b>COMMODITY TOTAL</b>		<b>13</b>			<b>13</b>		<b>TOTAL DE MARCHANDISE</b>
<b>RUBBER, ALLIED GUMS, NAT</b>	GREEK	33			33	GREGQ	<b>CADUTCHOUQ GOMMES NAT.</b>
	NORW	126			126	NORV	
	OTHER	101			101	AUTRE	
<b>COMMODITY TOTAL</b>		<b>260</b>			<b>260</b>		<b>TOTAL DE MARCHANDISE</b>
<b>ALUMINA, BAUXITE ORES</b>	ITALY	26,096			26,096	ITAL	<b>MINERAIS ALUMINE, BAUX.</b>
	NORW	23,717			23,717	NORV	
	LIBER	99,030			99,030	LIBER	
<b>COMMODITY TOTAL</b>		<b>148,843</b>			<b>148,843</b>		<b>TOTAL DE MARCHANDISE</b>
<b>NICKEL-COPPER ORE</b>	OTHER	3,342			3,342	AUTRE	<b>MINER. DE CUIVRE-NICKEL</b>
<b>GENERAL CARGO</b>	DENMK	1			1	DANMK	<b>MARCHANDISES DIVERSES</b>
	NORW		1		1	NORV	
	OTHER		6		6	AUTRE	
<b>COMMODITY TOTAL</b>		<b>1</b>	<b>7</b>		<b>8</b>		<b>TOTAL DE MARCHANDISE</b>
<b>COUNTRY/REGION TOTAL</b>		<b>152,549*</b>	<b>7*</b>	<b>*</b>	<b>152,556*</b>		<b>TOTAL DE PAYS/REGION</b>

TABLE 2. CARGOES UNLOADED AT CANADIAN PORTS FROM FOREIGN COUNTRIES.

TABLEAU 2. MARCHANDISES DECHARGEES DANS LES PORTS CANADIENS EN PROVENANCE DE PAYS ETRANGERS.

COUNTRY OF ORIGIN AND KIND OF CARGO	REGISTRY OF VESSEL	ATLANTIC ATLANTIQUE	GREAT LAKES GRANDS LACS	PACIFIC PACIFIQUE	TOTAL TOTAL	IMMATIC. DU NAVIRE	PAYS D'ORIGINE ET MARCHANDISE
<b>JAPAN</b>							
MEAT, FRESH OR FROZEN	DENMK NORW	7 5			7 56	DANMK NORV	<b>JAPON</b> VIANDE, FRAICHE / CONG.
COMMODITY TOTAL		12		51	63		TOTAL DE MARCHANDISE
MEAT AND MEAT PREP. NES	NORW	49			49	NORV	VIANDES ET PREP. NDA
FISH, FRESH OR FROZEN	DENMK GER GREEK NORW JAPAN	68 19 1 9 459			68 19 1 105 521	DANMK ALL GRECQ NORV JAPON	POISSON, FRAIS DU CONG.
COMMODITY TOTAL		556	62	96	714		TOTAL DE MARCHANDISE
FISH, CANNED	DENMK GER GREEK NETH NORW LIBER JAPAN OTHER	123 54 7 26 15 162 1,803 11	62 54		123 54 7 26 185 192 3,353 100	DANMK ALL GRECQ P. BAS NORV LIBER JAPON AUTRE	POISSON EN BOITES
COMMODITY TOTAL		1,985	1,759	296	4,040		TOTAL DE MARCHANDISE
SHELL FISH, NES	U K DENMK GER GREEK NORW LIBER JAPAN OTHER	16 415 85 55 1 159 30 676			16 415 85 190 136 4 306 46	R U DANMK ALL GRECQ NORV LIBER JAPON AUTRE	MOLLUSQUES CRUST., NDA
COMMODITY TOTAL		676	363	159	1,198		TOTAL DE MARCHANDISE
DAIRY PROD., EGGS, HONEY	NORW				176	NORV	PRD., LAIT., OEUFES, MIEL
CEREALS UNMILLED, NES	NORW				13	NORV	CEREALES NON MOUL., NDA
MACARONI, CEREAL PROD.	OTHER				9	AUTRE	PATES ALIM., PROD., CEREAL
FRESH FRUITS, BERRIES	U K DENMK GER GREEK NORW LIBER JAPAN OTHER				3,314 3,286 3,903 2,688 40 812 2,566 5,441	R U DANMK ALL GRECQ NORV LIBER JAPON AUTRE	FRUITS, BAIES FRAIS
COMMODITY TOTAL		261	50	22,050	22,361		TOTAL DE MARCHANDISE
DRIED FRUITS	NORW				4	NORV	FRUITS SECS
FRUIT JUICES	JAPAN		98		98	JAPON	JUS DE FRUIT
FRUIT, PRES., NOT CANNED	NORW				1	NORV	CONS., FRUITS NON BOITE
COMMODITY TOTAL	JAPAN	21			21	JAPON	TOTAL DE MARCHANDISE
FRUITS, PREP., CANNED	DENMK GER GREEK NETH NORW LIBER JAPAN OTHER	21 91 46 21 42 183 22 405	42		22 91 42 46 88 42 431 22	DANMK ALL GRECQ P. BAS NORV LIBER JAPON AUTRE	FRUITS PREP., EN BOITE
COMMODITY TOTAL		405	240	138	783		TOTAL DE MARCHANDISE
NUTS, EXC. OIL NUTS NES	DENMK NORW JAPAN OTHER	3			3	DANMK NORV JAPON AUTRE	NOIX, SAUF OLEAG., NDA
COMMODITY TOTAL		3	265	1	269		TOTAL DE MARCHANDISE
VEGETABLES, FRESH	JAPAN		33		33	JAPON	LEGUMES, FRAIS
VEGETABLES, DRIED	NORW LIBER JAPAN				1 2 56	NORV LIBER JAPON	LEGUMES, SECS
COMMODITY TOTAL		56	3		59		TOTAL DE MARCHANDISE
VEGETABLE PREP. NES	U K NETH NORW LIBER JAPAN OTHER				55 119 1 2 514 52	R U P. BAS NORV LIBER JAPON AUTRE	PREP. DE LEGUMES NDA
COMMODITY TOTAL		54	635	54	743		TOTAL DE MARCHANDISE
SUGAR PREPARATIONS	OTHER				14	AUTRE	PREP. A BASE DE SUCRE
TEA	DENMK NORW JAPAN OTHER	864 30 18			864 32 153 18	DANMK NORV JAPON AUTRE	THE
COMMODITY TOTAL		912	123	32	1,067		TOTAL DE MARCHANDISE
SPICES	DENMK JAPAN OTHER	48 101 149			48 65 106 219	DANMK JAPON AUTRE	EPICES
COMMODITY TOTAL		149	70		219		TOTAL DE MARCHANDISE
SAUSAGE SKINS, CASINGS	NORW				9	NORV	BOYAUX A SAUCISSES
MISC. FOOD PREP. NES	U K DENMK GER GREEK		199		199 757 70 1,199	R U DANMK ALL GRECQ	DIV. PREP. ALIM. NDA

TABLE 2. CARGOES UNLOADED AT CANADIAN PORTS FROM FOREIGN COUNTRIES.

TABLÉAU 2. MARCHANDISES DÉCHARGÉES DANS LES PORTS CANADIENS EN PROVENANCE DE PAYS ÉTRANGERS.

COUNTRY OF ORIGIN AND KIND OF CARGO	REGISTRY OF VESSEL	ATLANTIC ATLANTIQUE	GREAT LAKES GRANDS LACS	PACIFIC PACIFIQUE	TOTAL TOTAL	IMMATIC. DU NAVIRE	PAYS D'ORIGINE ET MARCHANDISE
JAPAN	CONT.						JAPON SUITE
	NETH		269		269	P.BAS	
	NORW	11		692	703	NORV	
	LIBER	39	188		226	LIBER	
	JAPAN	732	1,694	37	2,464	JAPON	
	U S A			111	111	F-U	
	OTHER	42	868	1,106	2,016	AUTRE	
COMMODITY TOTAL		1,940	4,120	1,946	8,006		TOTAL DE MARCHANDISE
CONC. COMPLETE FEEDS	GREEK		109		109	GREQ	CONC., PROV. COMPLETES
	NORW	15			15	NORV	
	JAPAN	28			28	JAPON	
COMMODITY TOTAL		43	109		152		TOTAL DE MARCHANDISE
NON-ALCOHOLIC BEVERAGE	DENMK	4		11	4	DANMK	BOISSONS NON-ALCOOLIQ.
ALE, BEER, STOUT, PORTER	NORW				11	NORV	ALE, BIÈRE, STOUT, PORTER
WINES	GREEK		8		8	GREQ	VINS
	JAPAN	15			15	JAPON	
	OTHER			15	15	AUTRE	
COMMODITY TOTAL		15	8	15	38		TOTAL DE MARCHANDISE
FERM. ALCOHOLIC BEV.	JAPAN	15		15	15	JAPON	BOISS. ALCOOL. FERME.
	OTHER			14	14	AUTRE	
COMMODITY TOTAL		15		14	29		TOTAL DE MARCHANDISE
DIST. ALCOHOLIC BEV.	NORW			10	10	NORV	BOISS. ALCOOL. DIST.
	JAPAN		27		27	JAPON	
	OTHER		22	75	97	AUTRE	
COMMODITY TOTAL			49	85	134		TOTAL DE MARCHANDISE
TBACCO NES	NORW			1	1	NORV	TABACS NDA
RAW HIDES AND SKINS	NORW			5	5	NORV	PEAUX ET CUIRS BRUT
	LIBER		1		1	LIBER	
	OTHER			1	1	AUTRE	
COMMODITY TOTAL			1	6	7		TOTAL DE MARCHANDISE
CRUDE ANIMAL PROD. NES	NORW			1	1	NORV	PR. BRUTS ORIG. ANIM. NDA
SEEDS FOR SOWING NES	JAPAN	18			18	JAPON	GRAINES DE SEMENCE NDA
NURSERY, GREENHOUSE STOCK	NORW			27	27	NORV	PROD. PÉPINIÈRE, SERRE
RUBBER, ALLIED GUMS, NAT	U K	67			67	R U	CAOUTCHOUC GOMMES NAT.
	DENMK	135			135	DANMK	
	GREEK	121			121	GREQ	
	NORW			1	1	NORV	
	LIBER	73			73	LIBER	
	JAPAN	9	148		157	JAPON	
	OTHER	124		205	329	AUTRE	
COMMODITY TOTAL		529	148	206	883		TOTAL DE MARCHANDISE
CRUDE VEG. PROD. NES	U K		5		5	R U	PR. BRUTS ORIG. VEG. NDA
	DENMK	20			20	DANMK	
	NORW			1	1	NORV	
	LIBER		3	27	30	LIBER	
COMMODITY TOTAL		20	8	28	56		TOTAL DE MARCHANDISE
ROLLS, ROUND TIMBER	DENMK	1			1	DANMK	BILLOTS, BOIS ROND
WOOL AND ANIMAL HAIR	DENMK	6			6	DANMK	LAIN, POILS ANIMAL
TEXTILE FIBRES NES	U K	30	118		148	R U	FIBRES TEXTILES NDA
	DENMK	53			53	DANMK	
	GER	8	119		127	ALL	
	GREEK	34			34	GREQ	
	NORW	40		42	82	NORV	
	LIBER		56	31	87	LIBER	
	JAPAN	212			212	JAPON	
	OTHER	18	115	107	240	AUTRE	
COMMODITY TOTAL		395	408	180	983		TOTAL DE MARCHANDISE
MANGANESE ORE	JAPAN	23			23	JAPON	MINÉRAI DE MANGANESE
	OTHER			193	193	AUTRE	
COMMODITY TOTAL		23		193	216		TOTAL DE MARCHANDISE
ORES AND CONC. NES	JAPAN		12		12	JAPON	MINÉRAIS ET CONC. NDA
CRUDE NON-MET. MIN. NES	DENMK	67			67	DANMK	
	JAPAN			76	76	JAPON	
	OTHER	103			103	AUTRE	
COMMODITY TOTAL		170		76	246		TOTAL DE MARCHANDISE
COTTON, TEXTILE WASTE	U K		65		65	R U	DÉCHETS DE COTON, TEXT.
	GER		6		6	ALL	
	GREEK		101		101	GREQ	
	NETH		48		48	P.BAS	
	LIBER		46	11	57	LIBER	
	JAPAN	7	44		51	JAPON	
	OTHER	11	306	55	372	AUTRE	
COMMODITY TOTAL		18	616	66	700		TOTAL DE MARCHANDISE
WASTE AND SCRAP NES	OTHER			21	21	AUTRE	DÉCHETS ET RÉRUTS NDA
LEATHER	DENMK	1			1	DANMK	CUIR
	NORW			18	18	NORV	
COMMODITY TOTAL		1		18	19		TOTAL DE MARCHANDISE
RUBBER, PAR. MATERIALS	U K	10	23		33	R U	DEMI-PROD. CAOUTCHOUC
	DENMK	177			177	DANMK	
	GER	4	3		7	ALL	
	GREEK	19	5		24	GREQ	
	NETH		5		5	P.BAS	
	NORW	75		211	286	NORV	
	LIBER			9	9	LIBER	
	JAPAN	238	348	9	615	JAPON	
	U S A			22	22	F-U	

TABLE 2. CARGOES UNLOADED AT CANADIAN PORTS FROM FOREIGN COUNTRIES.

TABLEAU 2. MARCHANDISES DECHARGEES DANS LES PORTS CANADIENS EN PROVENANCE DE PAYS ETRANGERS.

COUNTRY OF ORIGIN AND KIND OF CARGO	REGISTRY OF VESSEL	ATLANTIC ATLANTIQUE	GREAT LAKES GRANDS LACS	PACIFIC PACIFIQUE	TOTAL TOTAL	IMMATIC. DU NAVIRE	PAYS D'ORIGINE ET MARCHANDISE
JAPAN CONT.	OTHER	14		319	333	AUTRE	JAPON SUITE
COMMODITY TOTAL LUMBER AND TIMBER	DENMK	537	401	570	1,508	DANMK	TOTAL DE MARCHANDISE BOIS D'OEUVRE ET CHARR.
	GREEK	2	24		24	GRECQ	
	NORW			14	14	NORV	
	JAPAN			103	103	JAPON	TOTAL DE MARCHANDISE PLACAGES, CONTRE-PLAC.
COMMODITY TOTAL VENEER, PLYWOOD	U K	2	24		143	R U	
	DENMK	945	385		1,333	DANMK	
	GER	18			18	ALL	
	GREEK	237	106		343	GRECQ	
	NETH	1,181	796		1,977	P.BAS	
	NORW	73	117		190	NORV	
	LIBER			443	443	LIBER	
	JAPAN	1,293	842	25	2,160	JAPON	
	U S A	662	474	705	1,841	E-U	
	OTHER			17	17	AUTRE	
COMMODITY TOTAL WOOD FAB. MATERIALS	OTHER	1,517	2,305	5,773	9,595		TOTAL DE MARCHANDISE DEMI-PRODUITS EN BOIS
	DENMK	5,929	5,025	6,963	17,917	DANMK	
	GREEK	40			40	GRECQ	
	NORW	4	10		14	NORV	
	LIBER			59	59	LIBER	
	JAPAN		70		70	JAPON	
	OTHER	7	4	2	13	AUTRE	
COMMODITY TOTAL PAPER NES	OTHER	51	142	173	366		TOTAL DE MARCHANDISE PAPIER NEA
	DENMK	43			43	DANMK	
	NORW	5		289	294	NORV	
	LIBER		2	14	16	LIBER	
	JAPAN	365		75	440	JAPON	
	OTHER		108	63	171	AUTRE	
COMMODITY TOTAL PAPERBOARD WET MACHINE BOARD	OTHER	413	110	441	964		TOTAL DE MARCHANDISE CARTON EN PATE PRESSE
	NORW			5	5	NORV	
	U K		8		8	R U	
	NORW	6		6	12	NORV	
	OTHER			1	1	AUTRE	
COMMODITY TOTAL CORDAGE, TWINE, ROPE	OTHER	6	8	7	21		TOTAL DE MARCHANDISE CORDAGE, FICELLE, CORDE
	DENMK	116			116	DANMK	
	GREEK	4			4	GRECQ	
	NORW			6	6	NORV	
	JAPAN	4	1		5	JAPON	
	OTHER	11	4		15	AUTRE	
COMMODITY TOTAL TEXTILE FAB. MTL NES	OTHER	135	5	6	146		TOTAL DE MARCHANDISE OUVR. EN MAT. TEXT. NDA
	U K	12	8		20	R U	
	DENMK	1,299			1,299	DANMK	
	GER	218	14		232	ALL	
	GREEK	226	249		475	GRECQ	
	NETH	54	10		64	P.BAS	
	NORW	246	4	4,135	4,385	NORV	
	LIBER	277	154	45	476	LIBER	
	JAPAN	4,047	784	6	4,832	JAPON	
	U S A			518	518	E-U	
	OTHER	1,894	24	981	2,899	AUTRE	
COMMODITY TOTAL FISH, MARINE ANIMAL VEG. OILS, FATS NES	OTHER	8,268	1,247	5,685	15,200		TOTAL DE MARCHANDISE HUIL. DE POISSON, AN. MAR HUIL. MAT. GRAS. VEG. NDA
	GER	6			6	ALL	
	GREEK		8		8	GRECQ	
	NORW			38	38	NORV	
	JAPAN	42			42	JAPON	
COMMODITY TOTAL OILS, FATS, WAXES NES	JAPAN	42	8	38	88		TOTAL DE MARCHANDISE HUIL. MAT. GRAS. CIRE NDA
	DENMK	38			38	DANMK	
	GER		8		8	ALL	
	JAPAN	223			223	JAPON	
COMMODITY TOTAL SULPHURIC ACID	JAPAN	261			269		TOTAL DE MARCHANDISE ACIDE SULFURIQUE
	LIBER		17		17	LIBER	
	OTHER		11		11	AUTRE	
COMMODITY TOTAL METALLIC SALTS	OTHER		28		28		TOTAL DE MARCHANDISE SELS METALLIQUES
	DENMK	5			5	DANMK	
	GER	56			56	ALL	
	NORW			56	56	NORV	
	LIBER			17	17	LIBER	
	JAPAN	130	6		81	JAPON	
	OTHER	6		24	30	AUTRE	
COMMODITY TOTAL INORGANIC CHEMS. NES	OTHER	197	6	178	381		TOTAL DE MARCHANDISE PROD. CHIM. INORG. NDA
	U K	65	34		99	R U	
	DENMK	195			195	DANMK	
	GREEK	108			175	GRECQ	
	NORW	18	67		18	NORV	
	LIBER			25	114	LIBER	
	JAPAN	151	446		597	JAPON	
	U S A			3	3	E-U	
	OTHER	13	17	88	118	AUTRE	
COMMODITY TOTAL		615	588	116	1,319		TOTAL DE MARCHANDISE

TABLE 2. CARGOES UNLOADED AT CANADIAN PORTS FROM FOREIGN COUNTRIES.

TABLEAU 3. MARCHANDISES DECHARGÉES DANS LES PORTS CANADIENS EN PROVENANCE DE PAYS ÉTRANGERS.

COUNTRY OF ORIGIN AND KIND OF CARGO	REGISTRY OF VESSEL	ATLANTIC ATLANTIQUE	GREAT LAKES GRANDS LACS	PACIFIC PACIFIQUE	TOTAL TOTAL	IMMATIC. DU NAVIRE	PAYS D'ORIGINE ET MARCHANDISE
<b>JAPAN CONT.</b>							<b>JAPON SUITE</b>
ORGANIC CHEMICALS NES	U K	127	50		177	R U	PROD.CHIM.ORGAN.NDA
	DENMK	260			260	DANMK	
	GER	83			83	ALL	
	GREEK	42	72		114	GRECQ	
	NETH	80	180		260	P.BAS	
	NORW	38		275	313	NORV	
	LIBER	191	85	87	363	LIBER	
	JAPAN	1,123	933	63	2,119	JAPON	
	OTHER	854		990	1,844	AUTRE	
COMMODITY TOTAL		2,798	1,320	1,415	5,533		TOTAL DE MARCHANDISE
FERTILIZERS NES	LIBER			22	22	LIBER	ENGRAIS CHIMIQUE NOA
	JAPAN		227		227	JAPON	
	OTHER			23	23	AUTRE	
COMMODITY TOTAL			227	45	272		TOTAL DE MARCHANDISE
AGRICULTURAL CHEMICALS	DENMK	4			4	DANMK	PROD.CHIM.AGRICOLÉS
	NORW			2	2	NORV	
COMMODITY TOTAL		4		2	6		TOTAL DE MARCHANDISE
SYNTHETIC RUBBER	DENMK	553			553	DANMK	CADUTCHOUX SYNTHETIQUE
	GER	63			63	ALL	
	GREEK	67	282		349	GRECQ	
	NETH	131			131	P.BAS	
	NORW			3	3	NORV	
	LIBER	201		439	640	LIBER	
	JAPAN	41	150		191	JAPON	
	OTHER	149	37	1,203	1,389	AUTRE	
COMMODITY TOTAL		1,205	469	1,645	3,319		TOTAL DE MARCHANDISE
PLASTIC MATERIALS	U K	564	98		662	R U	MATIERES PLASTIQUES
	DENMK	1,323			1,323	DANMK	
	GER	308	2		310	ALL	
	GREEK	429	51		480	GRECQ	
	NETH	14	274		288	P.BAS	
	NORW	83		422	505	NORV	
	LIBER	1,007	336	42	1,385	LIBER	
	JAPAN	1,131	459	43	1,633	JAPON	
	U S A			353	353	E-U	
	OTHER	1,280	343	40	1,663	AUTRE	
COMMODITY TOTAL		6,139	1,563	900	8,602		TOTAL DE MARCHANDISE
TEXTURE, PIGMENT, PAINT	DENMK	55			55	DANMK	MAT.COLOR.PIG.PEINTURE
	GER		34		34	ALL	
	NORW	14			14	NORV	
	LIBER	8	43		51	LIBER	
	JAPAN	34			34	JAPON	
	OTHER		1		1	AUTRE	
COMMODITY TOTAL		111	78		189		TOTAL DE MARCHANDISE
CHEM. SPECIALTIES NES	DENMK	4			4	DANMK	PROD.CHIM.SPECIALS NDA
	GREEK	1			1	GRECQ	
	NORW			4	4	NORV	
	LIBER		16		16	LIBER	
	OTHER		69		76	AUTRE	
COMMODITY TOTAL		5	85	11	101		TOTAL DE MARCHANDISE
LUBRICATING OIL, GREASE	LIBER		1		1	LIBER	HUILE, GRAISSE LUBRIF.
COKE	GRECQ			1	1	GRECQ	COKE
PETROL COAL PROD. NES	NORW	1			1	NORV	DERIVE PETR.CHARB.NDA
	JAPAN		70		70	JAPON	
COMMODITY TOTAL		1	70		71		TOTAL DE MARCHANDISE
FERRC-ALLOYS	NORW	16		3	19	NORV	FERRO-ALLIAGES
PIG IRON	JAPAN	8			8	JAPON	FER EN GUEUSE
PRIMARY IRON, STEEL NES	U K	553			553	R U	FER, ACIER PRIMAIR NDA
	LIBER	500	686	495	1,681	LIBER	
	JAPAN	405	212		617	JAPON	
	OTHER	23		480	503	AUTRE	
COMMODITY TOTAL		1,481	898	975	3,354		TOTAL DE MARCHANDISE
CASTINGS, FORGINGS	DENMK	47			47	DANMK	MOUL.PIECES FORGÉES
	NORW			5	5	NORV	
	LIBER	525	1,519	3,056	5,100	LIBER	
	JAPAN	384	11		395	JAPON	
	OTHER	15		394	409	AUTRE	
COMMODITY TOTAL		971	1,530	3,455	5,956		TOTAL DE MARCHANDISE
BARS AND RODS, STEEL	U K		5,174	3,387	8,561	R U	BARRES ET TIGES ACIER
	DENMK	17			17	DANMK	
	GER	633	1,395		2,028	ALL	
	GREEK	287	6,078		6,365	GRECQ	
	NORW		54	30	84	NORV	
	LIBER	2,320	2,856	25,673	30,849	LIBER	
	JAPAN	503	1,850	17,644	19,997	JAPON	
	PANAM	1,376	596	8,810	10,782	PANAM	
	OTHER	244	3,474	18,177	21,895	AUTRE	
COMMODITY TOTAL		5,380	21,477	73,721	100,578		TOTAL DE MARCHANDISE
PLATE & SHEET STEEL	U K	296	12,261	3,387	15,944	R U	TOLES, FEUILLES D'ACIER
	DENMK	140			140	DANMK	
	GER	4,742		865	5,607	ALL	
	GREEK	3,219	27,331	11,856	42,406	GRECQ	
	NORW	924	9,620	11,059	21,603	NORV	
	LIBER	18,341	38,743	57,967	115,051	LIBER	
	JAPAN	5,257	14,989	24,597	44,843	JAPON	
	PANAM	1,375	3,302	6,399	11,067	PANAM	

TABLE 2. CARGOES UNLOADED AT CANADIAN PORTS FROM FOREIGN COUNTRIES.

TABLEAU 2. MARCHANDISES DECHARGEES DANS LES PORTS CANADIENS EN PROVENANCE DE PAYS ETRANGERS.

COUNTRY OF ORIGIN AND KIND OF CARGO	REGISTRY OF VESSEL	ATLANTIC ATLANTIQUE	GREAT LAKES GRANDS LACS	PACIFIC PACIFIQUE	TOTAL TOTAL	IMMATIC. DU NAVIRE	PAYS D'ORIGINE DU MARCHANDISE
JAPAN	CONT.						JAPON
	U S A			124	124	E-U	SUITE
	OTHER	934	8,940	24,467	34,341	AUTRE	
COMMODITY TOTAL		35,228	115,186	140,712	291,126		TOTAL DE MARCHANDISE
STRUCTURAL SHAPES	U K	3,983	600	3,387	7,970	R U	PROFILES DE CONSTRUCT.
	DENMK	150			150	DANMK	
	GER	300	1		301	ALL	
	GREEK	68	2,520		2,588	GRECQ	
	NORW			389	389	NORV	
	LIBER	4,000	4,973	24,900	33,873	LIBER	
	JAPAN	535	2,543	16,242	19,320	JAPON	
	PANAM	1,375	678	2,275	4,328	PANAM	
	U S A			34	34	E-U	
	OTHER	2,793	592	12,734	16,119	AUTRE	
COMMODITY TOTAL		13,204	11,907	59,961	85,072		TOTAL DE MARCHANDISE
PIPES, TUBES: IRON, STEEL	U K	269	515	3,387	4,171	R U	TUYAUX, TUBES: FER, ACIER
	DENMK	81			81	DANMK	
	GREEK	1,904	2,475		4,379	GRECQ	
	NETH		3		3	P.BAS	
	NORW	567	66	76	709	NORV	
	LIBER	779	6,779	27,361	34,919	LIBER	
	JAPAN	987	240	18,337	19,564	JAPON	
	PANAM		596	11,752	12,348	PANAM	
	U S A			117	117	E-U	
	OTHER	589	687	12,697	13,973	AUTRE	
COMMODITY TOTAL		5,176	11,361	73,727	90,264		TOTAL DE MARCHANDISE
WIRE	U K	200	91		291	R U	FIL METALLIQUE
	DENMK	163			163	DANMK	
	GER	24	2		26	ALL	
	GREEK	215	104	3,159	3,478	GRECQ	
	NORW		10	799	809	NORV	
	LIBER	306	118	1,082	1,506	LIBER	
	JAPAN	1,298	437	47	1,782	JAPON	
	PANAM			2,209	2,209	PANAM	
	U S A			503	503	E-U	
	OTHER	943	597	1,976	3,516	AUTRE	
COMMODITY TOTAL		3,149	1,359	9,775	14,283		TOTAL DE MARCHANDISE
ALUMINUM	DENMK	94			94	DANMK	ALUMINIUM
	GREEK	93	16		109	GRECQ	
	NETH		55		55	P.BAS	
	NORW	13		42	55	NORV	
	LIBER	22	10		32	LIBER	
	JAPAN	187	41	20	248	JAPON	
	U S A			60	60	E-U	
	OTHER	39	33	16	88	AUTRE	
COMMODITY TOTAL		448	155	138	741		TOTAL DE MARCHANDISE
COPPER AND ALLOYS	DENMK	210			210	DANMK	CUIVRE ET ALLIAGES
	GREEK	5	10		15	GRECQ	
	NORW	3		79	82	NORV	
	JAPAN	59	28		87	JAPON	
	OTHER		2		2	AUTRE	
COMMODITY TOTAL		277	40	79	396		TOTAL DE MARCHANDISE
ZINC AND ALLOYS	DENMK	13			13	DANMK	ZINC ET ALLIAGES
	JAPAN		6	4	10	JAPON	
	OTHER		1		1	AUTRE	
COMMODITY TOTAL		13	7	4	24		TOTAL DE MARCHANDISE
NON-FERROUS METALS NES	GER	2			2	ALL	METAUX NON-FERREUX NCA
	GREEK	15			15	GRECQ	
	NORW	32		304	336	NORV	
	LIBER	673			673	LIBER	
	JAPAN	6	249		255	JAPON	
	OTHER	38			38	AUTRE	
COMMODITY TOTAL		766	249	304	1,319		TOTAL DE MARCHANDISE
METAL FAB. BASIC PROD.	U K	108	393		501	R U	OUVR. DE BASE EN METAL
	DENMK	2,144			2,144	DANMK	
	GER	93	221		314	ALL	
	GREEK	714	2,631		3,345	GRECQ	
	NETH	55	406		461	P.BAS	
	NORW	639	103	4,553	5,295	NORV	
	LIBER	1,246	804	797	2,847	LIBER	
	JAPAN	2,051	4,230	370	6,651	JAPON	
	PANAM	595			595	PANAM	
	U S A			194	194	E-U	
	OTHER	2,393	1,350	4,779	8,522	AUTRE	
COMMODITY TOTAL		10,038	10,138	10,693	30,869		TOTAL DE MARCHANDISE
BRICKS, TILES NES	DENMK	48			48	DANMK	BRIQUES, TUILES NOA
	GREEK	442	811		1,253	GRECQ	
	NORW			54	54	NORV	
	LIBER	354			354	LIBER	
	JAPAN	221	1,078		1,299	JAPON	
	U S A			11	11	E-U	
	OTHER	256	729	269	1,254	AUTRE	
COMMODITY TOTAL		1,321	2,618	334	4,273		TOTAL DE MARCHANDISE
GLASS BASIC PRODUCTS	DENMK	61			61	DANMK	OUVR. DE BASE EN VERRE
	GREEK	89			89	GRECQ	
	NORW			1,639	1,647	NORV	
	LIBER				85	LIBER	



TABLE 2. CARGOES UNLOADED AT CANADIAN PORTS FROM FOREIGN COUNTRIES.

TABLEAU 2. MARCHANDISES DECHARGEES DANS LES PORTS CANADIENS EN PROVENANCE DE PAYS ETRANGERS.

COUNTRY OF ORIGIN AND KIND OF CARGO	REGISTRY OF VESSEL	ATLANTIC ATLANTIQUE	GREAT LAKES GRANDS LACS	PACIFIC PACIFIQUE	TOTAL TOTAL	IMMATIC. DU NAVIRE	PAYS D'ORIGINE ET MARCHANDISE
JAPAN	CONT.						JAPON
	JAPAN	254	394	351	999	JAPON	SUITE
	U S A			208	208	E-U	
	OTHER	124	5	238	367	AUTRE	
COMMODITY TOTAL		536	399	2,504	3,439		TOTAL DE MARCHANDISE
ASBESTOS BASIC PROD.	DENMK	1			1	DANMK	OUVR. DE BASE AMIANTE
	LIBER	54	43		97	LIBER	
	JAPAN	191			191	JAPON	
	OTHER		3	178	181	AUTRE	
COMMODITY TOTAL		246	46	178	470		TOTAL DE MARCHANDISE
CEMENT	JAPAN	407			407	JAPON	CIMENT
CEMENT BASIC PROD.	U K		14		14	R U	OUVR. DE BASE CIMENT
	DENMK	80			80	DANMK	
COMMODITY TOTAL		80	14		94		TOTAL DE MARCHANDISE
NON-MET. MIN. BASIC PRDD	U K	771	787		1,558	R U	PROD. MIN. NON-MET. BASE
	DENMK	847			847	DANMK	
	GER	322			322	ALL	
	GREEK	908			908	GRECQ	
	NETH		125		125	P. BAS	
	NORW	13		531	544	NORV	
	LIBER	509	204	153	866	LIBER	
	JAPAN	952	692		1,644	JAPON	
	U S A			53	53	E-U	
	OTHER	764	369	2,434	3,567	AUTRE	
COMMODITY TOTAL		5,086	2,177	3,171	10,434		TOTAL DE MARCHANDISE
MISC. FABRICATED PROD.	U K	157	58		215	R U	OUVRAGES DIVERS
	DENMK	353			353	DANMK	
	GER	81	438		519	ALL	
	GREEK	319			319	GRECQ	
	NETH		43		43	P. BAS	
	NORW			1,251	1,251	NORV	
	LIBER	7	776		783	LIBER	
	JAPAN	265	233	100	598	JAPON	
	U S A			49	49	E-U	
	OTHER	651	117	845	1,613	AUTRE	
COMMODITY TOTAL		1,833	1,665	2,245	5,743		TOTAL DE MARCHANDISE
TRACTORS	U K		90		90	R U	TRACTEURS
	DENMK	25			25	DANMK	
	GER	175	8		183	ALL	
	GREEK		38		38	GRECQ	
	NORW	5		740	745	NORV	
	LIBER	17		117	134	LIBER	
	JAPAN	339	92	165	596	JAPON	
	U S A			22	22	E-U	
	OTHER	65	115		180	AUTRE	
COMMODITY TOTAL		626	343	1,044	2,013		TOTAL DE MARCHANDISE
MACHINERY NES	U K	641	313		954	R U	MACHINES NDA
	DENMK	780			780	DANMK	
	GER	10	140		150	ALL	
	GREEK	262	485		747	GRECQ	
	NETH		316		316	P. BAS	
	NORW	652	122	3,986	4,760	NORV	
	SWEDN			7	7	SUEDE	
	LIBER	52	81	1,158	1,291	LIBER	
	JAPAN	466	1,324	338	2,128	JAPON	
	U S A		122	489	611	E-U	
	OTHER	490	319	963	1,772	AUTRE	
COMMODITY TOTAL		3,353	3,222	6,941	13,516		TOTAL DE MARCHANDISE
RAILWAY ROLLING STOCK	GREEK			39	39	GRECQ	MAT. ROUL. DE CH. DE FER
PASS. AUTOS AND CHASSIS	GER			1,747	1,747	ALL	VOITURES PART., CHASSIS
	GREEK	584		16,345	16,929	GRECQ	
	NORW	3,708		30,506	34,214	NORV	
	SWEDN	2,340			2,340	SUEDE	
	LIBER	407		82,699	83,106	LIBER	
	JAPAN	6,049	563	53,484	60,096	JAPON	
	PANAM	955		304	1,259	PANAM	
	OTHER			3,273	3,273	AUTRE	
COMMODITY TOTAL		14,043	563	188,358	202,964		TOTAL DE MARCHANDISE
TRUCKS AND CHASSIS	NORW			2,078	2,078	NORV	CAMIONS ET CHASSIS
MOTOR VEHICLE ENGINES	DENMK	205			205	DANMK	MOTEURS DE VEH. AUTOM.
	GER	83			83	ALL	
	GREEK	89	139		228	GRECQ	
	NETH		2		2	P. BAS	
	NORW		5	1,100	1,105	NORV	
	LIBER		36	23	59	LIBER	
	JAPAN	28	263	246	537	JAPON	
	PANAM			694	694	PANAM	
	U S A			230	230	E-U	
	OTHER	426	75	1,615	2,116	AUTRE	
COMMODITY TOTAL		831	520	3,908	5,259		TOTAL DE MARCHANDISE
ROAD MOTOR VEH. NES	DENMK	10			10	DANMK	VEH. AUTOM. ROUTIERS NDA
	GREEK	143	2		145	GRECQ	
	NORW			1,423	1,423	NORV	
	JAPAN	217		33	250	JAPON	
	PANAM			600	600	PANAM	
	U S A			22	22	E-U	
	OTHER			400	400	AUTRE	
COMMODITY TOTAL		370	2	2,478	2,850		TOTAL DE MARCHANDISE

TABLE 2. CARGOES UNLOADED AT CANADIAN PORTS FROM FOREIGN COUNTRIES.

TABLEAU 2. MARCHANDISES DECHARGEES DANS LES PORTS CANADIENS EN PROVENANCE DE PAYS ETRANGERS.

COUNTRY OF ORIGIN AND KIND OF CARGO	REGISTRY OF VESSEL	ATLANTIC ATLANTIQUE	GREAT LAKES GRANDS LACS	PACIFIC PACIFIQUE	TOTAL TOTAL	IMMATIC. DU NAVIRE	PAYS D'ORIGINE ET MARCHANDISE
<b>JAPAN CONT.</b>							<b>JAPON SUITE</b>
SHIPS, AIRCRAFT, MIS. VEH	DENMK	70			70	DANMK	NAVIRES, AVIONS, VEH. DIV
	GREEK	34	4		38	GRECQ	
	NETH		2		2	P.BAS	
	NORW			842	842	NORV	
	LIBER	31	8	48	87	LIBER	
	JAPAN	17	24	1,198	1,239	JAPON	
	U S A			149	149	E-U	
	OTHER	14	71	847	932	AUTRE	
<b>COMMODITY TOTAL</b>		166	109	3,084	3,359		<b>TOTAL DE MARCHANDISE</b>
RUBBER TIRES AND TUBES	DENMK	35			35	DANMK	PNEUS, CHAMBRES A AIR
	GER			679	679	ALL	
	GREEK	25			25	GRECQ	
	NETH		2		2	P.BAS	
	NORW			60	60	NORV	
	LIBER	29	45	29	103	LIBER	
	JAPAN	27	176	17,572	17,775	JAPON	
	U S A			24	24	E-U	
	OTHER	119	186	349	654	AUTRE	
<b>COMMODITY TOTAL</b>		235	409	18,713	19,357		<b>TOTAL DE MARCHANDISE</b>
EQUIPMENT MISC.	U K	88	191		279	R U	MATERIEL DIVERS
	DENMK	681			681	DANMK	
	GER	151	30		181	ALL	
	GREEK	221	1,154		1,375	GRECQ	
	NETH		27		27	P.BAS	
	NORW	89	1	4,998	5,088	NORV	
	LIBER	257	678	46	981	LIBER	
	JAPAN	553	958	815	2,326	JAPON	
	U S A			626	626	E-U	
	OTHER	799	1,002	8,090	9,891	AUTRE	
<b>COMMODITY TOTAL</b>		2,839	4,041	14,575	21,455		<b>TOTAL DE MARCHANDISE</b>
PERSONAL, HOUSEHOLD GOODS	U K	471	254		725	R U	ART. PERS. ET MENAGERS
	DENMK	2,123			2,123	DANMK	
	GER	343	134		477	ALL	
	GREEK	582	962		1,544	GRECQ	
	NETH	39	99		138	P.BAS	
	NORW	213	6	7,363	7,582	NORV	
	LIBER	1,023	664	390	2,077	LIBER	
	JAPAN	1,510	3,014	90	4,614	JAPON	
	U S A			650	650	E-U	
	OTHER	2,735	1,281	6,952	10,968	AUTRE	
<b>COMMODITY TOTAL</b>		9,039	6,414	15,445	30,898		<b>TOTAL DE MARCHANDISE</b>
FIREARMS, AMMUNITION	NETH		1		1	P.BAS	ARMES A FEU, MUNITIONS
	NORW			1	1	NORV	
	OTHER			1	1	AUTRE	
<b>COMMODITY TOTAL</b>			1	2	3		<b>TOTAL DE MARCHANDISE</b>
CONTAINERS, CLOSURES	DENMK	59			59	DANMK	CONTENEURS, FERMETURES
	GER	45			45	ALL	
	NORW			33	33	NORV	
	LIBER		1		1	LIBER	
	JAPAN	16		2	18	JAPON	
	OTHER	57	14	43	114	AUTRE	
<b>COMMODITY TOTAL</b>		177	15	78	270		<b>TOTAL DE MARCHANDISE</b>
MISC. END PRODUCTS NES	U K	27	6		33	R U	PRODUITS FINIS DIV. NDA
	DENMK	313			313	DANMK	
	GER	62	9		71	ALL	
	GREEK	190	1,569		1,759	GRECQ	
	NETH	51	8		59	P.BAS	
	NORW	11	15	2,160	2,186	NORV	
	LIBER	44	89	116	249	LIBER	
	JAPAN	491	450	16	957	JAPON	
	U S A			79	79	E-U	
	OTHER	157	309	725	1,191	AUTRE	
<b>COMMODITY TOTAL</b>		1,346	2,455	3,096	6,897		<b>TOTAL DE MARCHANDISE</b>
GENERAL CARGO	U K	53	348		401	R U	MARCHANDISES DIVERSES
	DENMK	306			306	DANMK	
	GER	71			71	ALL	
	GREEK	74	5,894		5,968	GRECQ	
	NETH	42	337		379	P.BAS	
	NORW	32		1,137	1,169	NORV	
	LIBER	846	552	1,123	2,521	LIBER	
	JAPAN	1,361	1,512	4,195	7,068	JAPON	
	PANAM			600	600	PANAM	
	OTHER	822	4,093	77	4,992	AUTRE	
<b>COMMODITY TOTAL</b>		3,607	12,736	7,132	23,475		<b>TOTAL DE MARCHANDISE</b>
CONTAINERIZED FREIGHT	U K	218			218	R U	FRET CONTENEURESE
	DENMK	481			481	DANMK	
	GER			195	195	ALL	
	GREEK	30	104	1,942	2,076	GRECQ	
	NORW			6,826	6,826	NORV	
	SWEON	1,032		288	1,320	SUEOE	
	JAPAN	1,127	706	73,086	74,919	JAPON	
	U S A			2,464	2,464	E-U	
	OTHER	9,220	44	3,786	13,050	AUTRE	
<b>COMMODITY TOTAL</b>		12,108	854	88,587	101,549		<b>TOTAL DE MARCHANDISE</b>
<b>COUNTRY/REGION TOTAL</b>		169,466*	233,500*	781,855*	1,184,821*		<b>TOTAL DE PAYS/REGION</b>

TABLE 2. CARGOES UNLOADED AT CANADIAN PORTS FROM FOREIGN COUNTRIES.

TABLÉAU 2. MARCHANDISES DECHARGÉES DANS LES PORTS CANADIENS EN PROVENANCE DE PAYS ÉTRANGERS.

COUNTRY OF ORIGIN AND KIND OF CARGO	REGISTRY OF VESSEL	ATLANTIC ATLANTIQUE	GREAT LAKES GRANDS LACS	PACIFIC PACIFIQUE	TOTAL TOTAL	IMMATIC. DU NAVIRE	PAYS D'ORIGINE ET MARCHANDISE
KOREA - SOUTH SHELL FISH, NES	LIBER JAPAN		20		20	LIBER JAPON	COREE DU SUD MOLLUSQUES CRUST., NDA
COMMODITY TOTAL			20		20		TOTAL DE MARCHANDISE
CEREALS UNMILLED, NES	U S A			74	74	E-U	CEREALES NON MOUL., NDA
MACARONI, CEREAL PROD.	U S A			46	46	E-U	PATES ALIM., PROD. CEREAL
MISC. FOOD PREP., NES	GREEK	44			44	GRECQ	DIV. PREP. ALIM. NDA
	JAPAN			567	567	JAPON	
	PANAM			3	3	PANAM	
	U S A			16	16	E-U	
COMMODITY TOTAL		44		586	630		TOTAL DE MARCHANDISE
CRUDE ANIMAL PROD., NES	JAPAN			16	16	JAPON	PR. BRUTS ORIG. ANIM., NDA
TEXTILE FIBRES, NES	NORV	15			15	NDRV	FIBRES TEXTILES NDA
	U S A			3	3	E-U	
COMMODITY TOTAL		15		3	18		TOTAL DE MARCHANDISE
LEATHER	NORV	3			3	NORV	CUIR
RUBBER FAB. MATERIALS	GREEK	23			23	GRECQ	DEMI-PROD. CAOUTCHOUC
	NORV	3			3	NORV	
	OTHER	4			4	AUTRE	
COMMODITY TOTAL		30			30		TOTAL DE MARCHANDISE
LUMBER AND TIMBER	GREEK		62		62	GRECQ	BOIS D'OEUVRE ET CHARP.
	NORV		74		74	NORV	
	OTHER			126	126	AUTRE	
COMMODITY TOTAL			136		136		TOTAL DE MARCHANDISE
VENEER, PLYWOOD	GREEK	1,341	1,498		2,839	GRECQ	PLACAGES, CONTRE-PLAQ.
	NORV		171		171	NORV	
	LIBER	670	19	232	921	LIBER	
	JAPAN	74			74	JAPON	
	OTHER	19	80	518	617	AUTRE	
COMMODITY TOTAL		2,104	1,768	750	4,622		TOTAL DE MARCHANDISE
WOOD FAB. MATERIALS	GREEK		101		101	GRECQ	DEMI-PRODUITS EN BOIS
	OTHER			17	17	AUTRE	
COMMODITY TOTAL			101		118		TOTAL DE MARCHANDISE
WET MACHINE BOARD	LIBER	10			10	LIBER	CARTON EN PATE PRESSE
CORDAGE, TWINE, ROPE	GREEK	1			1	GRECQ	CORDAGE, FICELLE, CORDE
	JAPAN	50	1		51	JAPON	
	PANAM			5	5	PANAM	
COMMODITY TOTAL		51	1	5	57		TOTAL DE MARCHANDISE
TEXTILE FAB. MTS, NES	GER	1			1	ALL	DUVR. EN MAT. TEXT. NDA
	GREEK	58			58	GRECQ	
	NORV	44			44	NORV	
	LIBER	37		5	42	LIBER	
	JAPAN	11	80	476	567	JAPON	
	PANAM			68	68	PANAM	
	U S A			115	115	E-U	
	OTHER	62		1	63	AUTRE	
COMMODITY TOTAL		213	80	665	958		TOTAL DE MARCHANDISE
ORGANIC CHEMICALS, NES	JAPAN			414	414	JAPON	PROD. CHIM. ORGAN. NDA
PLASTIC MATERIALS	JAPAN			1	1	JAPON	MATIERES PLASTIQUES
	PANAM			1	1	PANAM	
COMMODITY TOTAL				2	2		TOTAL DE MARCHANDISE
BARNS AND RODS, STEEL	GREEK	4			4	GRECQ	BARRES ET TIGES ACIER
PLATE & SHEET STEEL	NORV	17			17	NORV	TOLES, FEUILLES DACIER
WIRE	JAPAN			81	81	JAPON	FIL METALLIQUE
	PANAM			358	358	PANAM	
	OTHER			38	38	AUTRE	
COMMODITY TOTAL				477	477		TOTAL DE MARCHANDISE
ALUMINUM	GER	2			2	ALL	ALUMINIUM
METAL FAB. BASIC PROD.	GER	14			14	ALL	OUVR. DE BASE EN METAL
	GREEK	28			28	GRECQ	
	NORV	151	1		152	NORV	
	LIBER	14		115	129	LIBER	
	JAPAN		61	282	343	JAPON	
	OTHER	18		10	28	AUTRE	
COMMODITY TOTAL		225	62	407	694		TOTAL DE MARCHANDISE
GLASS BASIC PRODUCTS	NORV	47	40		87	NORV	OUVR. DE BASE EN VERRE
	LIBER		51	270	321	LIBER	
COMMODITY TOTAL		47	91	270	408		TOTAL DE MARCHANDISE
MISC. FABRICATED PROD.	GER	5			5	ALL	OUVRAGES DIVERS
	OTHER	28			28	AUTRE	
COMMODITY TOTAL		33			33		TOTAL DE MARCHANDISE
MACHINERY, NES	NORV	5			5	NORV	MACHINES NDA
	OTHER			22	22	AUTRE	
COMMODITY TOTAL		5		22	27		TOTAL DE MARCHANDISE
SHIPS, AIRCRAFT, MIS. VEH	GREEK	3			3	GRECQ	NAVIRES, AVIONS, VEH. DIV
	JAPAN	1			1	JAPON	
	PANAM			15	15	PANAM	
COMMODITY TOTAL		4		15	19		TOTAL DE MARCHANDISE
RUBBER TIRES AND TUBES	JAPAN			46	46	JAPON	PNEUS, CHAMBRES A AIR
EQUIPMENT MISC.	GREEK	6			6	GRECQ	MATERIEL DIVERS
	NORV	45	35		80	NORV	
	JAPAN			21	32	JAPON	
	PANAM	11		19	19	PANAM	
	U S A			4	4	E-U	
	OTHER	26			26	AUTRE	
COMMODITY TOTAL		88	35	44	167		TOTAL DE MARCHANDISE
PERSONAL HOUSEHOLD GOODS	GER	46			46	ALL	ART. PERC. ET MENAGERS

TABLE 2. CARGOES UNLOADED AT CANADIAN PORTS FROM FOREIGN COUNTRIES.

TABLEAU 2. MARCHANDISES DECHARGEES DANS LES PORTS CANADIENS EN PROVENANCE DE PAYS ETRANGERS.

COUNTRY OF ORIGIN AND KIND OF CARGO	REGISTRY OF VESSEL	ATLANTIC ATLANTIQUE	GREAT LAKES GRANDS LACS	PACIFIC PACIFIQUE	TOTAL TOTAL	IMMATIC. DU NAVIRE	PAYS D'ORIGINE ET MARCHANDISE
KOREA - SOUTH CONT.							COREE DU SUD SUITE
	GREEK	123			123	GRECQ	
	NORW	275	69		344	NORV	
	LIBER	31	13	201	245	LIBER	
	JAPAN	9		1,508	1,517	JAPON	
	PANAM			81	81	PANAM	
	U S A			39	39	E-U	
	OTHR	42	80	100	222	AUTRE	
COMMODITY TOTAL		526	162	1,929	2,617		TOTAL DE MARCHANDISE PRODUITS FINIS DIV.NDA
MISC. ENO PRODUCTS NES	GREEK	5			5	GRECQ	
	NORW	23	4		27	NORV	
	LIBER	13		10	23	LIBER	
	JAPAN	46	16	29	91	JAPON	
	PANAM			6	6	PANAM	
	OTHR	17		4	21	AUTRE	
COMMODITY TOTAL		104	20	49	173		TOTAL DE MARCHANDISE MARCHANDISES DIVERSES
GENERAL CARGO	GREEK	7	359		366	GRECQ	
	NORW	33			33	NORV	
	LIBER	10	55		65	LIBER	
	JAPAN	52			52	JAPON	
	PANAM			1	1	PANAM	
	U S A			3	3	E-U	
	OTHR	2	94	2	98	AUTRE	
COMMODITY TOTAL		104	508	6	618		TOTAL DE MARCHANDISE FRET CONTENEURESE
CONTAINERIZED FREIGHT	U S A			268	268	E-U	
	OTHR	506			506	AUTRE	
COMMODITY TOTAL		506		268	774		TOTAL DE MARCHANDISE
COUNTRY/REGION TOTAL		4,135*	2,984*	6,241*	13,360*		TOTAL DE PAYS/REGION
PHILLIPINES							PHILLIPINES
FISH,CANNED	DENMK	2			2	DANMK	POISSON EN BOITES
SHELL FISH,NES	NORW			31	31	NORV	MOLLUSQUES CRUST.,NDA
	U S A			39	39	E-U	
COMMODITY TOTAL				70	70		TOTAL DE MARCHANDISE
FRESH FRUITS,BERRIES	NORW	1,564			1,564	NORV	FRUITS, BAIES FRAIS
DRIED FRUITS	NORW	77			77	NORV	FRUITS SECS
	U S A			25	25	E-U	
COMMODITY TOTAL		77		25	102		TOTAL DE MARCHANDISE
FRUITS, PREP. CANNED	U K	2,248			2,248	R U	FRUITS PREP. EN BOITE
	LIBER	999	1,592		2,591	LIBER	
COMMODITY TOTAL		3,247	1,592		4,839		TOTAL DE MARCHANDISE
NUTS,EXC.OIL NUTS NES	GER	205			205	ALL	NOIX,SAUF OLEAG.NDA
	GREEK	650			650	GRECQ	
	NETH			307	307	P.BAS	
	NORW	683		28	711	NORV	
	U S A			358	358	E-U	
COMMODITY TOTAL		1,538		693	2,231		TOTAL DE MARCHANDISE
VEGETABLES, DRIED	NORW	639			639	NORV	LEGUMES, SECS
SPICES	NORW			5	5	NORV	EPICES
	U S A			15	15	E-U	
COMMODITY TOTAL				20	20		TOTAL DE MARCHANDISE
MISC.FOOD PREP.NES	DENMK	10			10	DANMK	DIV.PREP.ALIM.NDA
	GREEK	6			6	GRECQ	
	NORW	2	1,750	40	1,792	NORV	
COMMODITY TOTAL		18	1,750	40	1,808		TOTAL DE MARCHANDISE
WINES	DENMK	1			1	DANMK	VINS
CRUDE ANIMAL PROD.NES	NORW	4			4	NORV	PR.BRUTS ORIG.ANIM.NDA
RUBBER,ALLIED GUMS,NAT	GREEK	11			11	GRECQ	CAOUTCHOUC GOMMES NAT.
TEXTILE FIBRES NES	DENMK	10			10	DANMK	FIBRES TEXTILES NDA
	NETH			85	85	P.BAS	
	NORW			65	65	NORV	
COMMODITY TOTAL		10		150	160		TOTAL DE MARCHANDISE
ORES AND CONC.NES	GREEK	9,300			9,300	GRECQ	MINERALS ET CONC.NDA
SAND AND GRAVEL	DENMK	2			2	DANMK	SABLE ET GRAVIERS
LUMBER AND TIMBER	DENMK	5			5	DANMK	BOIS OEUVRE ET CHARP.
	NETH			22	22	P.BAS	
	LIBER			47	47	LIBER	
	U S A			1,826	1,826	E-U	
COMMODITY TOTAL		5		1,895	1,900		TOTAL DE MARCHANDISE
VENEER,PLYWOOD	U K	3,185			3,185	R U	PLACAGES,CONTRE-PLAQ.
	GREEK			1,347	1,347	GRECQ	
	NORW	935			935	NORV	
	LIBER	2,532		436	2,968	LIBER	
COMMODITY TOTAL		6,652		1,783	8,435		TOTAL DE MARCHANDISE
WOOD FAB.MATERIALS	GER	4			4	ALL	DEMI-PRODUITS EN BOIS
PAPERBOARD	LIBER			106	106	LIBER	CARTON
CORDAGE,TWINE,ROPE	DENMK	15			15	DANMK	CORDAGE,FICELLE,CORDE
	GREEK	33			33	GRECQ	
	NORW	2			2	NORV	
	U S A			8	8	E-U	
COMMODITY TOTAL		50		8	58		TOTAL DE MARCHANDISE
TEXTILE FAB.MTL NES	DENMK	28			28	DANMK	OUVR.EN MAT.TEXT.NDA
	GREEK	26			26	GRECQ	
	NETH			5	5	P.BAS	
	U S A			43	43	E-U	

TABLE 2. CARGOES UNLOADED AT CANADIAN PORTS FROM FOREIGN COUNTRIES.

TABLEAU 2. MARCHANDISES DECHARGEES DANS LES PORTS CANADIENS EN PROVENANCE DE PAYS ETRANGERS.

COUNTRY OF ORIGIN AND KIND OF CARGO	REGISTRY OF VESSEL	ATLANTIC ATLANTIQUE	GREAT LAKES GRANDS LACS	PACIFIC PACIFIQUE	TOTAL TOTAL	IMMATIC. DU NAVIRE	PAYS D'ORIGINE ET MARCHANDISE
<b>PHILIPPINES CONT.</b>							<b>PHILIPPINES SUITE</b>
COMMODITY TOTAL		54		70	124		TOTAL DE MARCHANDISE
VEG.OILS,FATS NES	U K	441			441	R U	HUIL.MAT.GRAS.VEG.NDA
	GREEK	1,109			1,109	GRECQ	
	NDRW	1,322	4,334		5,656	NDRV	
	OTHER	550	1,240		1,790	AUTRE	
COMMODITY TOTAL		3,422	5,574		8,996		TOTAL DE MARCHANDISE
METALLIC SALTS	NORV	6			6	NORV	SELS METALLIQUES
INORGANIC CHEMS. NES	OENMK	6			6	DANMK	PROD.CHIM.INORG.NDA
ORGANIC CHEMICALS NES	U S A			39	39	E-U	PROD.CHIM.ORGAN.NDA
CHEM.SPECIALTIES NES	DENMK	441			441	DANMK	PROD.CHIM.SPECIAUX NDA
PLATE & SHEET STEEL	DENMK	8			8	DANMK	TOLES,FEUILLES DACIER
	NDRV			57	57	NDRV	
COMMODITY TOTAL		8		57	65		TOTAL DE MARCHANDISE
BRICKS,TILES NES	NETH			310	310	P.BAS	BRIQUES,TUILLES NDA
	NORV			21	21	NDRV	
	U S A			13	13	E-U	
COMMODITY TOTAL				344	344		TOTAL DE MARCHANDISE
NON-MET.MIN.BASIC PROD	NORV	1,227			1,227	NORV	PROD.MIN.NON-MET.BASE
MISC.FABRICATED PROD.	GER	40			40	ALL	OUVRAGES DIVERS
	U S A			121	121	E-U	
COMMODITY TOTAL		40		121	161		TOTAL DE MARCHANDISE
MACHINERY NES	NORV	3			3	NORV	MACHINES NDA
EQUIPMENT MISC.	DENMK	5			5	DANMK	MATERIEL DIVERS
	GER	5			5	ALL	
	NORV			400	400	NORV	
COMMODITY TOTAL		10		400	410		TOTAL DE MARCHANDISE
PERSONAL,HSEHOLD GOODS	DENMK	72			72	DANMK	ART.PERS.ET MENAGERS
	GER	7			7	ALL	
	GREEK	1			1	GRECQ	
	NETH			20	20	P.BAS	
	NORV	15		1,328	1,343	NDRV	
	U S A			150	150	E-U	
COMMODITY TOTAL		95		1,498	1,593		TOTAL DE MARCHANDISE
FIREARMS,AMMUNITION	NORV	2			2	NORV	ARMES A FEU,MUNITIONS
CONTAINERS,CLOSURES	NORV			2	2	NDRV	CONTENEURS,FERMETURES
MISC. END PRODUCTS NES	DENMK	29			29	DANMK	PRODUITS FINIS DIV.NDA
	GREEK	4			4	GRECQ	
	NETH			6	6	P.BAS	
	NORV	6			6	NORV	
	U S A			58	58	E-U	
COMMODITY TOTAL		39		64	103		TOTAL DE MARCHANDISE
GENERAL CARGO	DENMK	5			5	DANMK	MARCHANDISES DIVERSES
	NETH			8	8	P.BAS	
	NORV	1		3	4	NDRV	
COMMODITY TOTAL		6		11	17		TOTAL DE MARCHANDISE
CONTAINERIZED FREIGHT	U S A			135	135	E-U	FRET CONTENEURESE
COUNTRY/REGION TOTAL		28,483*	8,916*	7,531*	44,930*		TOTAL DE PAYS/REGION
<b>TAIWAN</b>							<b>TAIWAN</b>
MEAT,FRESH OR FROZEN	U S A			11	11	E-U	VIANDE,FRAICHE / CONG.
FISH,FRESH OR FROZEN	OTHER			44	44	AUTRE	POISSON,FRAIS OU CONG.
LOBSTER	U S A			52	52	E-U	HOMARD
SHELL FISH,NES	OTHER			30	30	AUTRE	MOLLUSQUES CRUST.,NDA
FRESH FRUITS,BERRIES	JAPAN			86	86	JAPON	FRUITS, BAIES FRAIS
	U S A			255	255	E-U	
	OTHER		243		243	AUTRE	
COMMODITY TOTAL			243	341	584		TOTAL DE MARCHANDISE
FRUITS, PREP. CANNED	SWEDN	909	5		914	SUEDE	FRUITS PREP. EN BOITE
	LIBER	112		93	205	LIBER	
	JAPAN		17	35	52	JAPON	
	PANAM			186	186	PANAM	
	OTHER	80	6		86	AUTRE	
COMMODITY TOTAL		1,101	28	314	1,443		TOTAL DE MARCHANDISE
NUTS,EXC.OIL NUTS NES	JAPAN	1,677	14		1,691	JAPON	NOIX,SAUF OLEAG.NDA
	OTHER		9		9	AUTRE	
COMMODITY TOTAL		1,677	23		1,700		TOTAL DE MARCHANDISE
VEGETABLES, FRESH	DENMK	52			52	DANMK	LEGUMES, FRAIS
	U S A			16	16	E-U	
	OTHER		65		65	AUTRE	
COMMODITY TOTAL		52	65		117		TOTAL DE MARCHANDISE
VEGETABLES, DRIED	LIBER			59	59	LIBER	LEGUMES, SECS
VEGETABLE PREP.NES	U K	273			273	R U	PREP. DE LEGUMES NDA
	GREEK	29			29	GRECQ	
	NORV	246	199		445	NORV	
	SWEDN	162			162	SUEDE	
	LIBER	323		39	362	LIBER	
	JAPAN			8	8	JAPON	
	PANAM			40	40	PANAM	
	U S A			189	189	E-U	
	OTHER	308	200	3	511	AUTRE	
COMMODITY TOTAL		1,341	416	279	2,036		TOTAL DE MARCHANDISE
SUGAR PREPARATIONS	OTHER	7			7	AUTRE	PREP. A BASE DE SUCRE
TEA	DENMK	77			77	DANMK	THE
	GER		48		48	ALL	

TABLE 2. CARGOES UNLOADED AT CANADIAN PORTS FROM FOREIGN COUNTRIES.

TABLEAU 2. MARCHANDISES DECHARGEES DANS LES PORTS CANADIENS EN PROVENANCE DE PAYS ETRANGERS.

COUNTRY OF ORIGIN AND KIND OF CARGO	REGISTRY OF VESSEL	ATLANTIC ATLANTIQUE	GREAT LAKES GRANDS LACS	PACIFIC PACIFIQUE	TOTAL TOTAL	IMMATIC. DU NAVIRE	PAYS D'ORIGINE ET MARCHANDISE
TAIWAN	CONT.						TAIWAN SUITE
	GREEK		11		11	GRECO	
	JAPAN			27	27	JAPON	
	OTHER	11			11	AUTRE	
COMMODITY TOTAL SPICES	U S A OTHER	88	59	27	174	E-U AUTRE	TOTAL DE MARCHANDISE EPICES
COMMODITY TOTAL MISC. FOOD PREP. NES	U K DENMK GREEK NORW SWEDN LIBER JAPAN U S A OTHER	246 85 772 176 6 238	219 50 2 285 53		465 85 2,263 226 8 626 352 1,872 1,410 7,307	R U DANMK GRECO NORV SUEDE LIBER JAPON E-U AUTRE	TOTAL DE MARCHANDISE DIV. PREP. ALIM. NDA
COMMODITY TOTAL CONC. COMPLETE FEEDS CRUDE ANIMAL PROD. NES RUBBER, ALLIED GUMS, NAT	JAPAN GREEK DENMK GREEK OTHER U K GREEK LIBER U S A DENMK NDRW OTHER DENMK JAPAN OTHER OTHER OTHER DENMK JAPAN U S A OTHER U K GER GREEK NORW SWEDN LIBER JAPAN PANAM U S A OTHER U K DENMK GER GREEK NETH NORW SWEDN LIBER JAPAN PANAM U S A OTHER U K DENMK GREEK NETH NORW LIBER JAPAN PANAM U S A OTHER SWEDN LIBER OTHER U K DENMK GREEK OTHER U K	1,632 3 18 22 40 30 12 42 10 61 12 83 45 17 62 10 25 316 193 69 3 2,999 9,828 449 1,172 8,846 271 4,450 2,331 14,875 2,299 1,978 46,499 74 28 15 26 50 70 6 243 21 21 68 56 17	3,376 22 22 22 12 11 546 3,207 2,955 6,453 607 3,345 1,428 4,859 693 20,340 104 214 26 78 31 11 115 579 26 13 39 68 56 124	1 3 18 22 22 1 3 4 1 21 25 15 71 2 88 129 1,040 78 24 29 5,088 12,783 449 1,172 15,299 878 8,195 3,759 24,548 8,856 833 913 2,158 17,974 25 204 53 7 36 325 26 13 60 68 56 124	1 3 18 22 22 1 3 4 1 21 25 15 71 2 88 472 358 1,704 251 294 292 1,040 78 24 29 5,088 12,783 449 1,172 15,299 878 8,195 3,759 24,548 8,856 833 913 2,158 17,974 178 28 229 26 128 126 215 53 7 157 1,147 26 21 13 60 68 56 124	JAPDN GRECO DANMK GRECO AUTRE R U GRECO LIBER E-U DANMK NORV AUTRE DANMK JAPON AUTRE AUTRE AUTRE DANMK JAPON E-U AUTRE R U ALL GRECO P. BAS NORV SUEDE LIBER JAPON PANAM E-U AUTRE R U DANMK GRECO P. BAS NORV LIBER JAPON PANAM E-U AUTRE SUEDE LIBER AUTRE GRECO AUTRE R U	TOTAL DE MARCHANDISE CONC., PROCV. COMPLETES PR. BRUTS ORIG. ANIM. NDA CAOUTCHOUC GOMMES NAT. TOTAL DE MARCHANDISE PR. BRUTS ORIG. VEG. NDA TOTAL DE MARCHANDISE BILLOTS, BOIS RONDS TOTAL DE MARCHANDISE FIBRES TEXTILES NDA TOTAL DE MARCHANDISE PIERRE BRUTE NDA SUIVA DANMK DEMI-PROD. C-OUTRAGE TOTAL DE MARCHANDISE BOIS CROUVES ET GRAP. TOTAL DE MARCHANDISE PLACAGES, CONTRE-PLAG. TOTAL DE MARCHANDISE DEMI-PRODUITS EN BOIS TOTAL DE MARCHANDISE PAPIER NDA TOTAL DE MARCHANDISE PLAQ. CONSTR., PAP/CART. TOTAL DE MARCHANDISE OUVR. EN MAT. TEXT. NDA

TABLE 2. CARGOES UNLOADED AT CANADIAN PORTS FROM FOREIGN COUNTRIES.

TABLEAU 2. MARCHANDISES DECHARGEES DANS LES PORTS CANADIENS EN PROVENANCE DE PAYS ETRANGERS.

COUNTRY OF ORIGIN AND KIND OF CARGO	REGISTRY OF VESSEL	ATLANTIC ATLANTIQUE	GREAT LAKES GRANDS LACS	PACIFIC PACIFIQUE	TOTAL TOTAL	IMMATIC. DU NAVIRE	PAYS D'ORIGINE ET MARCHANDISE
TAIWAN	CONT.						TAIWAN SUITE
	DENMK	181			181	DANMK	
	GER		9		9	ALL	
	GREEK	70	24		94	GRECQ	
	NETH	15	4		19	P.BAS	
	LIBER	37	3	1,101	1,141	LIBER	
	JAPAN		14	61	75	JAPON	
	PANAM			455	455	PANAM	
	U S A			1,420	1,420	E-U	
	OTHER	50	73	24	147	AUTRE	
COMMODITY TOTAL		370	127	3,061	3,558		TOTAL DE MARCHANDISE
ORGANIC CHEMICALS NES	GREEK	3			3	GRECQ	PROD.CHIM.ORGAN.NDA
	JAPAN			3	3	JAPON	
COMMODITY TOTAL		3		3	6		TOTAL DE MARCHANDISE
SYNTHETIC RUBBER	OTHER	5			5	AUTRE	CAOUTCHOUC SYNTHETIQUE
PLASTIC MATERIALS	U K	19	2		21	R U	MATIERES PLASTIQUES
	DENMK	124			124	DANMK	
	GER		4		4	ALL	
	GREEK		193		193	GRECQ	
	NORW	86	99		185	NORV	
	SWEDN	10			10	SUEDE	
	LIBER	21	86	6	113	LIBER	
	JAPAN			27	27	JAPON	
	PANAM			12	12	PANAM	
	U S A			554	554	E-U	
	OTHER	18	548	74	640	AUTRE	
COMMODITY TOTAL		278	932	673	1,883		TOTAL DE MARCHANDISE
PRIMARY IRON,STEEL NES	GREEK		15		15	GRECQ	FER,ACIER PRIMAIR.NDA
BARS AND RODS,STEEL	JAPAN			112	112	JAPON	BARRES ET TIGES ACIER
STRUCTURAL SHAPES	DENMK	2			2	DANMK	PROFILES DE CONSTRUCT.
COMMODITY TOTAL	JAPAN			25	25	JAPON	
PIPES,TUBES:IRON,STEEL	GREEK	12			12	GRECQ	TUYAUX,TUBES:FER,ACIER
	JAPAN			36	36	JAPON	
	PANAM			13	13	PANAM	
	U S A			78	78	E-U	
COMMODITY TOTAL		12		127	139		TOTAL DE MARCHANDISE
ALUMINIUM	NETH	22			22	P.BAS	ALUMINIUM
	JAPAN		6		6	JAPON	
	PANAM			5	5	PANAM	
	OTHER			2	2	AUTRE	
COMMODITY TOTAL		22	6	7	35		TOTAL DE MARCHANDISE
METAL FAB.BASIC PROD.	U K		10		10	R U	OUVR.DE BASE EN METAL
	DENMK	53			53	DANMK	
	GREEK	17	35		52	GRECQ	
	NETH	10	4		14	P.BAS	
	NORW	17		10	27	NORV	
	LIBER		54	1,093	1,147	LIBER	
	JAPAN		254	2	256	JAPON	
	PANAM			13	13	PANAM	
	U S A			1,538	1,538	E-U	
	OTHER	79	134	105	318	AUTRE	
COMMODITY TOTAL		176	491	2,761	3,428		TOTAL DE MARCHANDISE
GLASS BASIC PRODUCTS	DENMK	1			1	DANMK	OUVR.DE BASE EN VERRE
	LIBER		9		9	LIBER	
	JAPAN			999	999	JAPON	
	PANAM			25	25	PANAM	
	U S A			468	468	E-U	
	OTHER	7	18		25	AUTRE	
COMMODITY TOTAL		8	27	1,492	1,527		TOTAL DE MARCHANDISE
ASBESTOS BASIC PROD.	OTHER			12	12	AUTRE	OUVR.DE BASE AMIANTE
NON-MET.MIN.BASIC PROD.	DENMK	3			3	DANMK	PROD.MIN.NON-MET.BASE
	JAPAN			6	6	JAPON	
COMMODITY TOTAL		3		6	9		TOTAL DE MARCHANDISE
MISC.FABRICATED PROD.	PANAM			12	12	PANAM	OUVRAGES DIVERS
	U S A			83	83	E-U	
	OTHER			34	34	AUTRE	
COMMODITY TOTAL				129	129		TOTAL DE MARCHANDISE
MACHINERY NES	DENMK	26			26	DANMK	MACHINES NDA
	GREEK	2			2	GRECQ	
	NORW	12			12	NORV	
	LIBER			2	2	LIBER	
	OTHER		75	7	82	AUTRE	
COMMODITY TOTAL		40	75	9	124		TOTAL DE MARCHANDISE
PASS.AUTOS AND CHASSIS	PANAM			2	2	PANAM	VOITURES PART.,CHASSIS
MOTOR VEHICLE ENGINES	GREEK		31		31	GRECQ	MOTEURS DE VEH.AUTOM.
ROAD MOTOR VEH. NES	PANAM			7	7	PANAM	VEH.AUTOM.ROUTIERS NDA
SHIPS,AIRCRAFT,MIS.VEH	U K	8	8		16	R U	NAVIRES,AVIONS,VEH.OIV
	DENMK	36			36	DANMK	
	GREEK		20		20	GRECQ	
	SWEDN	17			17	SUEDE	
	JAPAN			150	150	JAPON	
	PANAM			110	110	PANAM	
	U S A			3	3	E-U	
	OTHER	4	33	93	126	AUTRE	
COMMODITY TOTAL		69	67	346	478		TOTAL DE MARCHANDISE

TABLE 2. CARGOES UNLOADED AT CANADIAN PORTS FROM FOREIGN COUNTRIES.

TABEAU 2. MARCHANDISES DECHARGEES DANS LES PORTS CANADIENS EN PROVENANCE DE PAYS ETRANGERS.

COUNTRY OF ORIGIN AND KIND OF CARGO	REGISTRY OF VESSEL	ATLANTIC ATLANTIQUE	GREAT LAKES GRANDS LACS	PACIFIC PACIFIQUE	TOTAL TOTAL	IMMATIC. DU NAVIRE	PAYS D'ORIGINE ET MARCHANDISE
<b>TAIWAN</b>							<b>TAIWAN</b>
RUBBER TIRES AND TUBES	GREEK		15		15	GRECQ	SUITE
EQUIPMENT MISC.	U K	253			253	R U	PNEUS, CHAMBRES A AIR
	DENMK	19			19	DANMK	MATERIEL DIVERS
	GREEK	6	58		64	GRECQ	
	NORW	312	415		727	NORV	
	LIBER	3	5	69	77	LIBER	
	JAPAN			175	175	JAPON	
	PANAM			35	35	PANAM	
	U S A			516	516	E-U	
	OTHER	26	254	105	385	AUTRE	
<b>COMMODITY TOTAL</b>		619	732	900	2,251		<b>TOTAL DE MARCHANDISE</b>
PERSONAL, HOUSEHOLD GOODS	U K	303	59		362	R U	ART. PERS. ET MENAGERS
	DENMK	803			803	DANMK	
	GER	35	169		204	ALL	
	GREEK	408	755		1,163	GRECQ	
	NETH	22	14		36	P. BAS	
	NORW	171	207	9	387	NORV	
	SWEDN	34	175		209	SUEDE	
	LIBER	395	367	602	1,364	LIBER	
	JAPAN		63	1,847	1,910	JAPON	
	PANAM			401	401	PANAM	
	U S A			4,745	4,745	E-U	
	OTHER	185	881	934	2,000	AUTRE	
<b>COMMODITY TOTAL</b>		2,356	2,690	8,538	13,584		<b>TOTAL DE MARCHANDISE</b>
CONTAINERS, CLOSURES	DENMK	20			20	DANMK	CONTENEURS, FERMETURES
	LIBER			20	20	LIBER	
	JAPAN			2	2	JAPON	
<b>COMMODITY TOTAL</b>		20		22	42		<b>TOTAL DE MARCHANDISE</b>
MISC. END PRODUCTS NES	U K	98	331		429	R U	PRODUITS FINIS DIV. NDA
	DENMK	23			23	DANMK	
	GER	2			2	ALL	
	GREEK	45	16		61	GRECQ	
	NORW	276	4	3	283	NORV	
	SWEDN		135		135	SUEDE	
	LIBER	134	67	7	208	LIBER	
	JAPAN			37	37	JAPON	
	PANAM			20	20	PANAM	
	U S A			216	216	E-U	
	OTHER		147	60	207	AUTRE	
<b>COMMODITY TOTAL</b>		578	700	343	1,621		<b>TOTAL DE MARCHANDISE</b>
GENERAL CARGO	U K	24	298		322	R U	MARCHANDISES DIVERSES
	DENMK	83			83	DANMK	
	GER	249	28		277	ALL	
	GREEK	335	972		1,307	GRECQ	
	NORW	56			56	NORV	
	SWEDN	27			27	SUEDE	
	LIBER	179	77		256	LIBER	
	JAPAN	13	34	2,368	2,415	JAPON	
	PANAM			1	1	PANAM	
	OTHER	406	107	350	863	AUTRE	
<b>COMMODITY TOTAL</b>		1,372	1,516	2,719	5,607		<b>TOTAL DE MARCHANDISE</b>
CONTAINERIZED FREIGHT	U S A			486	486	E-U	FRET CONTENEURESE
	OTHER	3,078			3,078	AUTRE	
<b>COMMODITY TOTAL</b>		3,078		486	3,564		<b>TOTAL DE MARCHANDISE</b>
<b>CCOUNTRY/REGION TOTAL</b>		62,514*	36,004*	45,006*	143,524*		<b>TOTAL DE PAYS/REGION</b>
<b>THAILAND</b>							<b>THAILANDE</b>
SHELL FISH, NES	NORW			3	3	NORV	MOLLUSQUES CRUST., NDA
WHEAT FLOUR	DENMK	34			34	DANMK	FARINE DE BLE
	U S A			80	80	E-U	
<b>COMMODITY TOTAL</b>		34		80	114		<b>TOTAL DE MARCHANDISE</b>
MACARONI, CEREAL PROD.	DENMK	79			79	DANMK	PATES ALIM. PROD. CEREA
	NORW			4	4	NORV	
	LIBER	1,705			1,705	LIBER	
	U S A			85	85	E-U	
<b>COMMODITY TOTAL</b>		1,784		89	1,873		<b>TOTAL DE MARCHANDISE</b>
FRUITS, PREP. CANNED	DENMK	33			33	DANMK	FRUITS PREP. EN BOITE
VEGETABLES, DRIED	DENMK	333			333	DANMK	LEGUMES, SECS
	NORW			50	50	NORV	
	U S A			95	95	E-U	
<b>COMMODITY TOTAL</b>		333		145	478		<b>TOTAL DE MARCHANDISE</b>
MISC. FOOD PREP. NES	DENMK	361			361	DANMK	DIV. PREP. ALIM. NDA
SEEDS FOR SOWING NES	DENMK	16			16	DANMK	GRAINES DE SEMENCE NDA
	NORW			3	3	NORV	
	OTHER	16		3	19		<b>TOTAL DE MARCHANDISE</b>
NURSERY, GREENHOUSE STOCK	DENMK	78			78	DANMK	PROD. PEPINIERE, SERRE
RUBBER, ALLIED GUMS, NAT	DENMK	231			231	DANMK	CAOUTCHOUC GOMMES NAT.
CRUDE VEG. PROD. NES	DENMK	156			156	DANMK	PR. BRUTS ORIG. VEG. NDA
LCGS	DENMK	164			164	DANMK	BILLES
TEXTILE FIBRES NES	DENMK	38			38	DANMK	FIBRES TEXTILES NDA
WASTE AND SCRAP NES	DENMK	220			220	DANMK	DECHETS ET REBUTS NDA
LUMBER AND TIMBER	DENMK	552			552	DANMK	BOIS OEUVRE ET CHARP.
	U S A			332	332	E-U	
<b>COMMODITY TOTAL</b>		552		332	884		<b>TOTAL DE MARCHANDISE</b>
VENNER, PLYWOOD	DENMK	50			50	DANMK	PLACAGES, CONTRE-PLAG.



TABLE 2. CARGOES UNLOADED AT CANADIAN PORTS FROM FOREIGN COUNTRIES.

TABLEAU 2. MARCHANDISES DECHARGEES DANS LES PORTS CANADIENS EN PROVENANCE DE PAYS ETRANGERS.

COUNTRY OF ORIGIN AND KIND OF CARGO	REGISTRY OF VESSEL	ATLANTIC ATLANTIQUE	GREAT LAKES GRANDS LACS	PACIFIC PACIFIQUE	TOTAL TOTAL	IMMATIC. DU NAVIRE	PAYS D'ORIGINE ET MARCHANDISE
THAILAND CONT.							THAILANDE SUITE
COMMODITY TOTAL	U S A			59	59	E-U	TOTAL DE MARCHANDISE
WOOD FAB. MATERIALS	DENMK	50		59	268	DANMK	DEMI-PRODUITS EN BOIS
	U S A	268		2	2	E-U	TOTAL DE MARCHANDISE
COMMODITY TOTAL		268		2	270		PATE
PULP	DENMK	124			124	DANMK	TISSUS DE JUTE
JUTE HOVEN FABRICS	LIBER	168			168	LIBER	OUVR. EN MAT. TEXT. NDA
TEXTILE FAB. MTL NES	DENMK	64			64	DANMK	METEAUX NON-FERREUX NDA
NON-FERROUS METALS NES	GREEK		56		56	GREGQ	TOTAL DE MARCHANDISE
	OTHER		28		28	AUTRE	OUVR. DE BASE EN METAL
COMMODITY TOTAL			84		84		PROD. MIN. NON-MET. BASE
METAL FAB. BASIC PROD.	DENMK	1			1	DANMK	OUVRAGES DIVERS
NON-MET. MIN. BASIC PROD.	DENMK	8			8	DANMK	MACHINES NDA
MISC. FABRICATED PROD.	DENMK	37			37	DANMK	MATERIEL DIVERS
MACHINERY NES	DENMK	27			27	DANMK	ART. PERS. ET MENAGERS
EQUIPMENT MISC.	NORW			26	26	NORV	TOTAL DE MARCHANDISE
PERSONAL, HOUSEHOLD GOODS	DENMK	99			99	DANMK	CONTENEURS, FERMETURES
	GER	1			1	ALL	PRODUITS FINIS DIV. NDA
	NORW	1		113	114	NORV	TOTAL DE MARCHANDISE
	U S A			131	131	E-U	CONTENEURS, FERMETURES
COMMODITY TOTAL		101		244	345		PRODUITS FINIS DIV. NDA
CONTAINERS, CLOSURES	NORW			25	25	NORV	TOTAL DE MARCHANDISE
MISC. END PRODUCTS NES	DENMK	3			3	DANMK	MARCHANDISES DIVERSES
	NORW			10	10	NORV	FRET CONTENEURESE
COMMODITY TOTAL		3		10	13		TOTAL DE MARCHANDISE
GENERAL CARGO	DENMK	9			9	DANMK	MARCHANDISES DIVERSES
CONTAINERIZED FREIGHT	DENMK	72			72	DANMK	FRET CONTENEURESE
	U S A			27	27	E-U	TOTAL DE MARCHANDISE
COMMODITY TOTAL		72		27	99		TOTAL DE PAYS/REGION
COUNTRY/REGION TOTAL		4,932*	84*	1,045*	6,061*		
USSR - PACIFIC							URSS-PACIFIQUE
DIST. ALCOHOLIC BEV.	OTHER			36	36	AUTRE	BOISS. ALCOOL. DIST.
MISC. END PRODUCTS NES	OTHER			4	4	AUTRE	PRODUITS FINIS DIV. NDA
COUNTRY/REGION TOTAL		*	*	40*	40*		TOTAL DE PAYS/REGION
VIET-NAM, SOUTH							VIET-NAM, SUD
EQUIPMENT MISC.	U S A			2	2	E-U	MATERIEL DIVERS
COUNTRY/REGION TOTAL		*	*	2*	2*		TOTAL DE PAYS/REGION
AUSTRALIA							AUSTRALIE
MEAT, FRESH OR FROZEN	U K	598		370	968	R U	VIANDE, FRAICHE / CONG.
	DENMK	2,262		1,782	4,044	DANMK	TOTAL DE MARCHANDISE
	GER	1,601		3,938	5,539	ALL	VIANDE FUMEE OU SALEE
	NORW	373		1,997	2,370	NORV	VIANDES ET PREP. NDA
	SWEDN	4,354			4,354	SUEDE	TOTAL DE MARCHANDISE
	LIBER	1,597			1,597	LIBER	POISSON, FRAIS OU CONG.
	JAPAN	500			500	JAPON	TOTAL DE MARCHANDISE
	U S A			820	820	E-U	POISSON EN BDITES
	OTHER	910		734	1,644	AUTRE	TOTAL DE MARCHANDISE
COMMODITY TOTAL		12,195		9,641	21,836		HDMARD
MEAT, CURED	SWEDN	15			15	SUEDE	TOTAL DE MARCHANDISE
MEAT AND MEAT PREP. NES	GER			51	51	ALL	MOLLUSQUES CRUST. NDA
	SWEDN	4			4	SUEDE	TOTAL DE MARCHANDISE
	OTHER			25	25	AUTRE	BEURRE
COMMODITY TOTAL		4		76	80		TOTAL DE MARCHANDISE
FISH, FRESH OR FROZEN	DENMK	4		4	4	DANMK	FROMAGE
	SWEDN	106			106	SUEDE	PROD. LAIT. V. OUF. MISL
	U S A			7	7	E-U	FRUITS, BAIES, FRUITS
COMMODITY TOTAL		106		11	117		
FISH, CANNED	NORW			17	17	NORV	
	U S A			3	3	E-U	
COMMODITY TOTAL				20	20		
LOBSTER	NORW			424	424	NORV	
	U S A			14	14	E-U	
COMMODITY TOTAL				438	438		
SHELL FISH, NES	DENMK			2	2	DANMK	
	GER			92	92	ALL	
	NORW			23	23	NORV	
	SWEDN	50			50	SUEDE	
	U S A			6	6	E-U	
	OTHER			6	6	AUTRE	
COMMODITY TOTAL		50		129	179		
BUTTER	NORW			3,000	3,000	NORV	
	SWEDN	5			5	SUEDE	
COMMODITY TOTAL		5		3,000	3,005		
CHEESE	U S A			12	12	E-U	
DAIRY PROD. EGGS, HONEY	GER			4	4	ALL	
FRUITS, BERRIES	SWEDN	181			181	SUEDE	

TABLE 2. CARGES UNLOADED AT CANADIAN PORTS FROM FOREIGN COUNTRIES.

TABLEAU 2. MARCHANDISES DECHARGEES DANS LES PORTS CANADIENS EN PROVENANCE DE PAYS ETRANGERS.

COUNTRY OF ORIGIN AND KIND OF CARGO	REGISTRY OF VESSEL	ATLANTIC ATLANTIQUE	GREAT LAKES GRANDS LACS	PACIFIC PACIFIQUE	TOTAL TOTAL	IMMATIC. OU NAVIRE	PAYS D'ORIGINE ET MARCHANDISE
AUSTRALIA CONT.							AUSTRALIE SUITE
COMMODITY TOTAL DRIED FRUITS	U S A	101		271	271	E-U	TOTAL DE MARCHANDISE FRUITS SECS
	GER			75	75	ALL	
	NORW			190	190	NORV	
	SWEDN	347			347	SUEDE	
	U S A			1	1	E-U	
COMMODITY TOTAL FRUIT JUICES		347		266	613		TOTAL DE MARCHANDISE JUS DE FRUIT
FRUITS, PREP. CANNED	GER			21	21	ALL	FRUITS PREP. EN BOITE
	DENMK			1,032	1,032	DANMK	
	SWEDN	163			163	SUEDE	
	U S A			495	495	E-U	
COMMODITY TOTAL PEANUTS	U S A	163		1,527	1,690	E-U	TOTAL DE MARCHANDISE CACAHUETES
VEGETABLES, FRESH	SWEDN	292		2	2	SUEDE	LEGUMES, FRAIS
	U S A			1	1	E-U	
COMMODITY TOTAL VEGETABLES, DRIED		292		1	293		TOTAL DE MARCHANDISE LEGUMES, SECS
VEGETABLE PREP.NES	NORW			35	35	NORV	PREP. DE LEGUMES NDA
	U K			1	1	R U	
	DENMK			20	20	DANMK	
	GER			1	1	ALL	
	U S A			1	1	E-U	
COMMODITY TOTAL RAW SUGAR				23	23		TOTAL DE MARCHANDISE SUCRE BRUT
	U K	101,038		36,749	137,787	R U	
	DENMK	12,880	14,560		27,440	DANMK	
	GREEK	132,135	12,320	19,060	163,515	GRECQ	
	LIBER	32,619			32,619	LIBER	
	OTHER	27,064			27,064	AUTRE	
COMMODITY TOTAL SUGAR PREPARATIONS	U S A	305,736	26,880	55,809	388,425		TOTAL DE MARCHANDISE PREP. A BASE DE SUCRE
CECCA AND CHOCOLATE	U S A			162	162	E-U	CACAO ET CHOCOLAT
CCFFEE	U S A			7	7	E-U	CAFE
TEA	U K			3	3	R U	THE
SPICES	SWEDN	7			7	SUEDE	EPICES
	U S A			8	8	E-U	
COMMODITY TOTAL SAUSAGE SKINS, CASINGS		7		8	15		TOTAL DE MARCHANDISE BOYAUX A SAUCISSES
	GER			16	16	ALL	
	SWEDN	19			19	SUEDE	
	U S A			5	5	E-U	
	OTHER			1	1	AUTRE	
COMMODITY TOTAL MISC. FOOD PREP.NES		19		22	41		TOTAL DE MARCHANDISE DIV. PREP. ALIM. NDA
	U K			103	103	R U	
	DENMK			117	117	DANMK	
	GER			35	35	ALL	
	U S A			7	7	E-U	
COMMODITY TOTAL NON-ALCOHOLIC BEVERAGE				262	262		TOTAL DE MARCHANDISE BOISSONS NON-ALCOOLIQ.
ALE, BEER, STOUT, PORTER	U K			3	3	R U	ALE, BIERE, STOUT, PORTER
WINES	NORW			33	33	NORV	VINS
	DENMK			7	7	DANMK	
	NORW			55	55	NORV	
	OTHER			36	36	AUTRE	
COMMODITY TOTAL DIST. ALCOHOLIC BEV.				98	98		TOTAL DE MARCHANDISE BOISS. ALCOOL. DIST.
	NORW			92	92	NORV	
	SWEDN	11			11	SUEDE	
COMMODITY TOTAL RAW HIDES AND SKINS		11		92	103		TOTAL DE MARCHANDISE PEAUX ET CUIRS BRUT
CRUDE ANIMAL PROD.NES	GER			5	5	ALL	PR. BRUTS ORIG. ANIM. NDA
	DENMK			26	26	DANMK	
	GER			7	7	ALL	
	NORW			9	9	NORV	
	SWEDN	57			57	SUEDE	
COMMODITY TOTAL SEEDS FOR SOWING NES		57		42	99		TOTAL DE MARCHANDISE GRAINES DE SEMENCE NOA
	GER			6	6	ALL	
	OTHER			1	1	AUTRE	
COMMODITY TOTAL CRUDE VEG. PROD.NES				7	7		TOTAL DE MARCHANDISE PR. BRUTS ORIG. VEG. NDA
WOOL AND ANIMAL HAIR	GER			3	3	ALL	LAIN, POILS DANIMAL
	U K			1	1	R U	
	DENMK			12	12	DANMK	
	NORW			83	83	NORV	
	SWEDN	10			10	SUEDE	
COMMODITY TOTAL TEXTILE FIBRES NES		10		96	106		TOTAL DE MARCHANDISE FIBRES TEXTILES NDA
ALUMINA, BAUXITE ORES	U K	1			1	R U	MINERAIS ALUMINE, BAUX.
	U K			21,007	21,007	R U	
	GER			36,262	36,262	ALL	
	NETH			39,859	39,859	P. BAS	
	NORW			73,366	73,366	NORV	
	LIBER			68,645	68,645	LIBER	
COMMODITY TOTAL NICKEL-COPPER ORE				239,139	239,139		TOTAL DE MARCHANDISE MINER. DE CUIVRE-NICKEL
	U K			36,080	36,080	R U	
	NORW			283	283	NORV	
COMMODITY TOTAL TITANIUM ORE			2,801	36,363	36,363		TOTAL DE MARCHANDISE MINERAI DE TITANE
	NORW			2,801	2,801	NORV	
	LIBER	7,505			7,505	LIBER	
COMMODITY TOTAL ORES AND CONC.NES		7,505	2,801		10,306		TOTAL DE MARCHANDISE MINERAIS ET CONC. NDA
	NORW		14,429		14,429	NORV	
	U S A			88	88	E-U	
COMMODITY TOTAL			14,429	88	14,517		TOTAL DE MARCHANDISE

TABLE 2. CARGOES UNLOADED AT CANADIAN PORTS FROM FOREIGN COUNTRIES.

TABLEAU 2. MARCHANDISES DECHARGEES DANS LES PORTS CANADIENS EN PROVENANCE DE PAYS ETRANGERS.

COUNTRY OF ORIGIN AND KIND OF CARGO	REGISTRY OF VESSEL	ATLANTIC ATLANTIQUE	GREAT LAKES GRANDS LACS	PACIFIC PACIFIQUE	TOTAL TOTAL	IMMATIC. DU NAVIRE	PAYS D'ORIGINE ET MARCHANDISE
AUSTRALIA CONT. NON-FERROUS MET. SCRAP SLAG, DROSS, BY-PRODUCTS SAND AND GRAVEL	NORW NORW NORW LIBER		17,088	353 430	353 430 17,088 4,486	NORV NORV NORV LIBER	AUSTRALIE SUITE DECHETS METAL. NON FER. POUS. GUEUL. SCOR. PROD. SABLE ET GRAVIERS
COMMODITY TOTAL		4,486	17,088		21,574		TOTAL DE MARCHANDISE
STONE, CRUDE NES	GER			5	5	ALL	PIERRE BRUTE NDA
LEATHER	U S A			3	3	E-U	CUIR
LUMBER AND TIMBER	NORW			35	35	NORV	BOIS D'OEUVRE ET CHARP.
VENEER, PLYWOOD	GER			1	1	ALL	PLACAGES, CONTRE-PLAQ.
BLOC, PAPER AND BOARD	U S A			9	9	E-U	PLAQ. CONSTR., PAP/CART.
TEXTILE FAB. MTL NES	DENMK GER U S A			3 9 28	3 9 28	DANMK ALL E-U	OUVR. EN MAT. TEXT. NDA
COMMODITY TOTAL				40	40		TOTAL DE MARCHANDISE
ANIMAL OILS, EXC. MARINE	SWEDN	3			3	SUEDE	HUIL. ANIM. SAUF AN. MAR.
METALLIC SALTS	U K			100	100	R U	SELS METALLIQUES
INORGANIC CHEMS. NES	DENMK GER OTHER			51 14 23	51 14 23	DANMK ALL AUTRE	PROD. CHIM. INORG. NDA
COMMODITY TOTAL				88	88		TOTAL DE MARCHANDISE
FERTILIZERS NES	OTHER			50	50	AUTRE	ENGRAIS CHIMIQUE NDA
AGRICULTURAL CHEMICALS	GER			241	241	ALL	PROD. CHIM. AGRICOLES
PLASTIC MATERIALS	GER SWEDN			3 5	3 5	ALL SUEDE	MATIERES PLASTIQUES
COMMODITY TOTAL		5		3	8		TOTAL DE MARCHANDISE
DYESTUFF, PIGMENT, PAINT	SWEDN	2			2	SUEDE	MAT. COLOR. PIC. PEINTURE
COAL TAR, PITCH	GER OTHER			6,367 5,665	6,367 5,665	ALL AUTRE	GOUDRON, BRAI DE BOUIL.
COMMODITY TOTAL				12,032	12,032		TOTAL DE MARCHANDISE
PETROL, COAL PROD. NES	DENMK			63	63	DANMK	DERIVE PETR. CHARB. NDA
BAR AND RODS, STEEL	DENMK GER U S A			16 4 11	16 4 11	DANMK ALL E-U	BARRES ET TIGES ACIER
COMMODITY TOTAL				31	31		TOTAL DE MARCHANDISE
PLATE & SHEET STEEL	SWEDN U S A	1,006		14	1,006	SUEDE E-U	TOLES, FEUILLES D'ACIER
COMMODITY TOTAL		1,006		14	1,020		TOTAL DE MARCHANDISE
STRUCTURAL SHAPES	DENMK GER			34 9	34 9	DANMK ALL	PROFILES DE CONSTRUCT.
COMMODITY TOTAL				43	43		TOTAL DE MARCHANDISE
PIPES, TUBES: IRON, STEEL	U S A OTHER			3 2	3 2	E-U AUTRE	TUYAUX, TUBES FER, ACIER
COMMODITY TOTAL				5	5		TOTAL DE MARCHANDISE
COPPER AND ALLOYS	U S A			6	6	E-U	CUIVRE ET ALLIAGES
NON-FERROUS METALS NES	NORW			11	11	NORV	METAUX NON-FERREUX NDA
METAL FAB. BASIC PROD.	DENMK GER U S A OTHER			17 120 29 32	17 120 29 32	DANMK ALL E-U AUTRE	OUVR. DE BASE EN METAL
COMMODITY TOTAL				198	198		TOTAL DE MARCHANDISE
GLASS BASIC PRODUCTS	U K GER U S A			42 11 77	42 11 77	R U ALL E-U	OUVR. DE BASE EN VERRE
COMMODITY TOTAL				130	130		TOTAL DE MARCHANDISE
NON-PET. MIN. BASIC PROD	U S A			10	10	E-U	PROD. MIN. NON-MET. BASE
MACHINERY NES	U K DENMK GER NORV SWEDN U S A OTHER			7 14 29 6 15 179	7 14 29 6 15 179	R U DANMK ALL NORV SUEDE E-U	MACHINES NDA
COMMODITY TOTAL		15		179	179		TOTAL DE MARCHANDISE
MOTOR VEHICLE ENGINES	U K DENMK U S A	56		4 4 18	56 4 4 18	R U DANMK E-U	MOTEURS DE VEH. AUTOM.
COMMODITY TOTAL		71		26	306		TOTAL DE MARCHANDISE
ROAD MOTOR VEH. NES	NORW			2	2	NORV	VEH. AUTOM. ROUTIERS NDA
SHIPS, AIRCRAFT, MIS. VEH	U S A			10	10	E-U	NAVIRES, AVIONS, VEH. DIV
EQUIPMENT MISC.	U K DENMK GER NORW U S A			84 26 30 5 47	84 26 30 5 47	R U DANMK ALL NORV E-U	MATERIEL DIVERS
COMMODITY TOTAL		2		192	194		TOTAL DE MARCHANDISE
PERSONAL, HOUSEHOLD GOODS	U K DENMK GER NORW SWEDN U S A OTHER			16 15 55 65 4 61	16 15 55 65 4 61	R U DANMK ALL NORV SUEDE E-U	ART. PERS. ET MENAGERS
COMMODITY TOTAL		2		7	9		TOTAL DE MARCHANDISE
CONTAINERS, CLOSURES	U K DENMK SWEDN			44 4 4	44 4 4	R U DANMK SUEDE	CONTENEURS, FERMETURES
COMMODITY TOTAL		43		4	63		TOTAL DE MARCHANDISE

TABLE 2. CARGOES UNLOADED AT CANADIAN PORTS FROM FOREIGN COUNTRIES.

TABLEAU 2. MARCHANDISES DECHARGEES DANS LES PORTS CANADIENS EN PROVENANCE DE PAYS ETRANGERS.

COUNTRY OF ORIGIN AND KIND OF CARGO	REGISTRY OF VESSEL	ATLANTIC ATLANTIQUE	GREAT LAKES GRANDS LACS	PACIFIC PACIFIQUE	TOTAL TOTAL	IMMATIC. DU NAVIRE	PAYS D'ORIGINE ET MARCHANDISE
AUSTRALIA CONT.							AUSTRALIE SUITE
	U S A			38	38	E-U	
	OTHER			43	43	AUTRE	
COMMODITY TOTAL		63		129	192		TOTAL DE MARCHANDISE
MISC. ENO PRODUCTS NES	DENMK			7	7	DANMK	PRODUITS FINIS DIV.NDA
	GER			7	7	ALL	
	NORW			11	11	NORV	
	SWEDN	3			3	SUEDE	
	U S A			5	5	E-U	
COMMODITY TOTAL		3		30	33		TOTAL DE MARCHANDISE
GENERAL CARGO	U K			4,300	4,300	R U	MARCHANDISES DIVERSES
	DENMK			8	8	DANMK	
	GER			24	24	ALL	
	NORW			15	15	NORV	
	SWEDN	420			420	SUEDE	
	LIBER	12			12	LIBER	
	OTHER			1	1	AUTRE	
COMMODITY TOTAL		432		4,348	4,780		TOTAL DE MARCHANDISE
CONTAINERIZED FREIGHT	U K	42,324			42,324	R U	FRET CONTENEURESE
	GER	24,576		12	24,588	ALL	
	SWEDN	108			108	SUEDE	
	OTHER	6,832			6,832	AUTRE	
COMMODITY TOTAL		73,840		12	73,852		TOTAL DE MARCHANDISE
COUNTRY/REGION TOTAL		406,545*	61,198*	366,824*	834,567*		TOTAL DE PAYS/REGION
FIJI							FIDJI
FRESH FRUITS, BERRIES	U K			6	6	R U	FRUITS, BAIES FRAIS
NUTS, EXC. OIL NUTS NES	U K			14	14	R U	NOIX, SAUF OLEAG. NDA
RAW SUGAR	LIBER			35,241	35,241	LIBER	SUCRE BRUT
MOLASSES, CRUDE	LIBER			4,500	4,500	LIBER	MELASSE, BRUTE
SPICES	U K			5	5	R U	EPICES
MISC. FOOD PREP. NES	U K			1	1	R U	DIV. PREP. ALIM. NDA
NURSERY, GREENHOUSE STOCK	U K			7	7	R U	PROD. PEPINIERE, SERRE
PERSONAL, HOUSEHOLD GOODS	U K			8	8	R U	ART. PERS. ET MENAGERS
COUNTRY/REGION TOTAL		*	*	39,782*	39,782*		TOTAL DE PAYS/REGION
NEW ZEALAND							NOUV.- ZELANDE
MEAT, FRESH OR FROZEN	U K	643		2,684	3,327	R U	VIANDE, FRAICHE / CONG.
	DENMK			2,490	2,490	DANMK	
	U S A			145	145	E-U	
	OTHER			252	252	AUTRE	
COMMODITY TOTAL		643		5,571	6,214		TOTAL DE MARCHANDISE
MEAT AND MEAT PREP. NES	U K			93	93	R U	VIANDES ET PREP. NDA
FISH, FRESH OR FROZEN	U K	483			483	R U	POISSON, FRAIS OU CONG.
	OENMK			3	3	DANMK	
COMMODITY TOTAL		483		3	486		TOTAL DE MARCHANDISE
LOBSTER	U K			132	132	R U	HOMARD
SHELL FISH, NES	U K			11	11	R U	MOLLUSQUES CRUST., NDA
	DENMK			15	15	DANMK	
COMMODITY TOTAL				26	26		TOTAL DE MARCHANDISE
BUTTER	U K	778			780	R U	BEURRE
MILK POWDER	U S A			2	20	E-U	LAIT EN POWDRE
APPLES	U K	735			735	R U	POMMES
	DENMK			1,613	1,613	DANMK	
COMMODITY TOTAL		735		1,613	2,348		TOTAL DE MARCHANDISE
FRESH FRUITS, BERRIES	U K			64	64	R U	FRUITS, BAIES FRAIS
FROZEN FRUITS, BERRIES	DENMK			12	12	DANMK	FRUITS, BAIES CONGELES
FRUITS, PREP. CANNED	U K	903			903	R U	FRUITS PREP. EN BOITE
VEGETABLES, FRESH	U K			45	45	R U	LEGUMES, FRAIS
	DENMK			33	33	DANMK	
COMMODITY TOTAL				78	78		TOTAL DE MARCHANDISE
VEGETABLES, DRIED	U K	29			62	R U	LEGUMES, SECS
VEGETABLE PREP. NES	OENMK			3	3	DANMK	PREP. DE LEGUMES NDA
SUGAR PREPARATIONS	DENMK			1	1	DANMK	PREP. A BASE DE SUCRE
SAUSAGE SKINS, CASINGS	U K	99			114	R U	BOYAUX A SAUCISSES
	DENMK			18	18	DANMK	
COMMODITY TOTAL		99		33	132		TOTAL DE MARCHANDISE
MISC. FOOD PREP. NES	U K			3	3	R U	DIV. PREP. ALIM. NDA
	DENMK			4	4	DANMK	
COMMODITY TOTAL				7	7		TOTAL DE MARCHANDISE
CONC. COMPLETE FEEDS	U K			22	22	R U	CONC., PROV. COMPLETEES
ALE, BEER, STOUT, PORTER	U K			1	1	R U	ALE, BIERE, STOUT, PORTER
	U S A			17	17	E-U	
COMMODITY TOTAL				18	18		TOTAL DE MARCHANDISE
WINES	U K			51	51	R U	VINS
	DENMK			281	281	DANMK	
	OTHER			29	29	AUTRE	
COMMODITY TOTAL				361	361		TOTAL DE MARCHANDISE
DIST. ALCOHOLIC BEV.	DENMK			21	21	DANMK	BOISS. ALCOOL. DIST.
RAW HIDES AND SKINS	U K	39			42	R U	PEAUX ET CUIRS BRUT
	U S A			1	1	E-U	
COMMODITY TOTAL		39		4	43		TOTAL DE MARCHANDISE
CROSS ANIMAL PROD. NES	U S A			110	110	E-U	PR. BRUTS ORIG. ANIM. NDA

TABLE 2. CARGOES UNLOADED AT CANADIAN PORTS FROM FOREIGN COUNTRIES.

TABLEAU 2. MARCHANDISES DECHARGEES DANS LES PORTS CANADIENS EN PROVENANCE DE PAYS ETRANGERS.

COUNTRY OF ORIGIN AND KIND OF CARGO	REGISTRY OF VESSEL	ATLANTIC ATLANTIQUE	GREAT LAKES GRANDS LACS	PACIFIC PACIFIQUE	TOTAL TOTAL	IMMATIC. DU NAVIRE	PAYS D'ORIGINE ET MARCHANDISE
<b>NEW ZEALAND CONT.</b>							<b>NOUV.- ZELANDE SUITE</b>
SEEDS FOR SOWING NES	U K			11	11	R U	GRAINES DE SEMENCE NDA
WOOL AND ANIMAL HAIR	U K	111		9	120	R U	LAINE, POILS DANIMAL
	DENMK			2	2	DANMK	
<b>COMMODITY TOTAL</b>		<b>111</b>		<b>11</b>	<b>122</b>		<b>TOTAL DE MARCHANDISE</b>
VENEER, PLYWOOD	DENMK			1	1	DANMK	PLACAGES, CONTRE-PLAC.
BLDG. PAPER AND BOARD	U K			8	8	R U	PLAQ. CONSTR., PAP/CART.
TEXTILE FAB. MTL NES	U K			20	20	R U	OUVR. EN MAT. TEXT. NDA
	DENMK			54	54	DANMK	
	U S A			24	24	E-U	
<b>COMMODITY TOTAL</b>				<b>98</b>	<b>98</b>		<b>TOTAL DE MARCHANDISE</b>
OILS, FATS, WAXES NES	DENMK			1	1	DANMK	HUIL. MAT. GRAS. CIRE NDA
INORGANIC CHEMS. NES	DENMK			5	5	DANMK	PROD. CHIM. INDRG. NDA
METAL FAB. BASIC PRD.	U K			1	1	R U	OUVR. DE BASE EN METAL
	DENMK			11	11	DANMK	
	U S A			1	1	E-U	
<b>COMMODITY TOTAL</b>				<b>13</b>	<b>13</b>		<b>TOTAL DE MARCHANDISE</b>
GLASS BASIC PRODUCTS	DENMK			2	2	DANMK	OUVR. DE BASE EN VERRE
MACHINERY NES	U K	26		12	38	R U	MACHINES NDA
	DENMK			54	54	DANMK	
	U S A			15	15	E-U	
<b>COMMODITY TOTAL</b>		<b>26</b>		<b>81</b>	<b>107</b>		<b>TOTAL DE MARCHANDISE</b>
PASS. AUTOS AND CHASSIS	DENMK			4	4	DANMK	VOITURES PART., CHASSIS
SHIPS, AIRCRAFT, MIS. VEH	U K			2	2	R U	NAVIRES, AVIONS, VEH. DIV
EQUIPMENT MISC.	U K			1	1	R U	MATERIEL DIVERS
	DENMK			2	2	DANMK	
	U S A			1	1	E-U	
<b>COMMODITY TOTAL</b>				<b>4</b>	<b>4</b>		<b>TOTAL DE MARCHANDISE</b>
PERSONAL, HSEHOLD GOODS	U K	11		92	103	R U	ART. PERS. ET MENAGERS
	DENMK			184	184	DANMK	
	U S A			16	16	E-U	
<b>COMMODITY TOTAL</b>		<b>11</b>		<b>292</b>	<b>303</b>		<b>TOTAL DE MARCHANDISE</b>
CONTAINERS, CLOSURES	U K			12	12	R U	CONTENEURS, FERMETURES
	DENMK			1	1	DANMK	
	U S A			9	9	E-U	
<b>COMMODITY TOTAL</b>				<b>22</b>	<b>22</b>		<b>TOTAL DE MARCHANDISE</b>
MISC. END PRODUCTS NES	U K			2	2	R U	PRODUITS FINIS DIV. NDA
	DENMK			1	1	DANMK	
	U S A			26	26	E-U	
<b>COMMODITY TOTAL</b>				<b>29</b>	<b>29</b>		<b>TOTAL DE MARCHANDISE</b>
GENERAL CARGO	U K	17		14	31	R U	MARCHANDISES DIVERSES
	DENMK			41	41	DANMK	
<b>COMMODITY TOTAL</b>		<b>17</b>		<b>55</b>	<b>72</b>		<b>TOTAL DE MARCHANDISE</b>
CONTAINERIZED FREIGHT	U K	13,554		17	13,571	R U	FRET CONTENEURESE
	DENMK			86	86	DANMK	
	GER	10,095			10,095	ALL	
	OTHER	1,602			1,602	AUTRE	
<b>COMMODITY TOTAL</b>		<b>25,251</b>		<b>103</b>	<b>25,354</b>		<b>TOTAL DE MARCHANDISE</b>
<b>COUNTRY/REGION TOTAL</b>		<b>29,125*</b>	<b>*</b>	<b>8,969*</b>	<b>38,094*</b>		<b>TOTAL DE PAYS/REGION</b>
<b>BR. OCEANIA NES</b>							<b>OCEANIE BR. NDA</b>
FRUIT JUICES	GER	4			4	ALL	JUS DE FRUIT
NUTS, EXC. OIL NUTS NES	GER	11			11	ALL	NOIX, SAUF OLEAG. NDA
GENERAL CARGO	GER	1			1	ALL	MARCHANDISES DIVERSES
<b>COUNTRY/REGION TOTAL</b>		<b>16*</b>	<b>*</b>	<b>*</b>	<b>16*</b>		<b>TOTAL DE PAYS/REGION</b>
<b>GUYANA</b>							<b>GUYANE</b>
CEREALS UNMILLED, NES	GER	6			6	ALL	CEREALES NON MOUL., NDA
RAW SUGAR	GER	94			94	ALL	SUCRE BRUT
DIST. ALCOHOLIC BEV.	GER	1,368			1,368	ALL	BOISS. ALCOOL. DIST.
	OTHER	89			89	AUTRE	
<b>COMMODITY TOTAL</b>		<b>1,457</b>			<b>1,457</b>		<b>TOTAL DE MARCHANDISE</b>
ALUMINA, BAUXITE ORES	U K	4,537			4,537	R U	MINERAIS ALUMINE, BAUX.
	GER	7,422			7,422	ALL	
<b>COMMODITY TOTAL</b>		<b>11,959</b>			<b>11,959</b>		<b>TOTAL DE MARCHANDISE</b>
METAL FAB. BASIC PRD.	GER	57			57	ALL	OUVR. DE BASE EN METAL
PERSONAL, HSEHOLD GOODS	GER	8			8	ALL	ART. PERS. ET MENAGERS
CONTAINERS, CLOSURES	GER	2			2	ALL	CONTENEURS, FERMETURES
GENERAL CARGO	GER	340			340	ALL	MARCHANDISES DIVERSES
	NORW	102			102	NORV	
<b>COMMODITY TOTAL</b>		<b>442</b>			<b>442</b>		<b>TOTAL DE MARCHANDISE</b>
CONTAINERIZED FREIGHT	GER	145			145	ALL	FRET CONTENEURESE
<b>COUNTRY/REGION TOTAL</b>		<b>14,170*</b>	<b>*</b>	<b>*</b>	<b>14,170*</b>		<b>TOTAL DE PAYS/REGION</b>
<b>ARGENTINA</b>							<b>ARGENTINE</b>
MEAT, FRESH OR FROZEN	DENMK	32			32	DANMK	VIANDE, FRAICHE / CONG.
	OTHER	35			35	AUTRE	
<b>COMMODITY TOTAL</b>		<b>67</b>			<b>67</b>		<b>TOTAL DE MARCHANDISE</b>
MEAT, CURED	NORW		56		56	NORV	VIANDE FUMEE DU SALEE
	OTHER	39	24		63	AUTRE	
<b>COMMODITY TOTAL</b>		<b>39</b>	<b>24</b>	<b>56</b>	<b>119</b>		<b>TOTAL DE MARCHANDISE</b>

TABLE 2. CARGOES UNLOADED AT CANADIAN PORTS FROM FOREIGN COUNTRIES.

TABLAU 2. MARCHANDISES DECHARGEES DANS LES PORTS CANADIENS EN PROVENANCE DE PAYS ETRANGERS.

COUNTRY OF ORIGIN AND KIND OF CARGO	REGISTRY OF VESSEL	ATLANTIC ATLANTIQUE	GREAT LAKES GRANDS LACS	PACIFIC PACIFIQUE	TOTAL TOTAL	IMMATIC. DU NAVIRE	PAYS D'ORIGINE ET MARCHANDISE
ARGENTINA CONT. MEAT AND MEAT PREP.NES	NORW U S A OTHER	252		160	252 160 1,125	NORV E-U AUTRE	ARGENTINE SUITE VIANDES ET PREP.NDA
COMMODITY TOTAL CHEESE	U S A OTHER	1,112 1,364	13 13	160	1,537	E-U AUTRE	TOTAL DE MARCHANDISE FROMAGE
COMMODITY TOTAL DAIRY PROD.,EGGS,HONEY	OTHER	122		44	166	AUTRE	TOTAL DE MARCHANDISE PROD.LAIT.,OEUFs,MIEL
WHEAT FLOUR	OTHER	50			170	AUTRE	FARINE DE BLE
MACARONI,CEREAL PRDD.	OTHER	170			348	AUTRE	PATES ALIM.PROD.CEREAL
APPLES	NORW OTHER	348		207	207 115 322	NORV AUTRE	POMMES
COMMODITY TOTAL FRESH FRUITS,BERRIES	NORW OTHER				208	NORV AUTRE	TOTAL DE MARCHANDISE FRUITS, BAIES FRAIS
COMMODITY TOTAL DRIED FRUITS	OTHER	50		208	258	AUTRE	TOTAL DE MARCHANDISE FRUITS SECS
FRUIT JUICES	DENMK U S A OTHER	30 98			98 255 1,038	DANMK E-U AUTRE	JUS DE FRUIT
COMMODITY TOTAL SUGAR PREPARATIONS	NORW OTHER	120 218	68 68	850 1,105	1,391	AUTRE	TOTAL DE MARCHANDISE PREP. A BASE DE SUCRE
COMMODITY TOTAL COFFEE	DENMK OTHER	5 40			45	NORV AUTRE	TOTAL DE MARCHANDISE CAFE
COMMODITY TOTAL TEA	DENMK NORW U S A OTHER	200 384 584			200 384 584	DANMK AUTRE	TOTAL DE MARCHANDISE THE
COMMODITY TOTAL SPICES	DENMK NORW U S A OTHER	23		25	23 25 44 537	DANMK NORV E-U AUTRE	TOTAL DE MARCHANDISE EPICES
SAUSAGE SKINS,CASINGS	OTHER	139	396	2	629	AUTRE	BOYAUX A SAUCISSES
MISC.FOOD PREP.NES	OTHER U S A OTHER	162	396 389	71	389	AUTRE E-U AUTRE	DIV.PREP.ALIM.NDA
COMMODITY TOTAL WINES	OTHER	182		28	210	AUTRE	TOTAL DE MARCHANDISE VINS
RAW HIDES AND SKINS	OTHER	32			32	AUTRE	PEAUX ET CUIRS BRUT
CRUDE ANIMAL PROD.NES	U S A	22		33	33	E-U	PR.BRUTS ORIG.ANIM.NDA
WOL AND ANIMAL HAIR	OTHER	15			15	AUTRE	LAINES,PDLIS DANIMAL
TEXTILE FIBRES NES	DENMK OTHER	617 3,172			617 3,172	DANMK AUTRE	FIBRES TEXTILES NDA
COMMODITY TOTAL STONE,CRUDE NES	OTHER	3,789			3,789	AUTRE	TOTAL DE MARCHANDISE PIERRE BRUTE NDA
LEATHER	NORW OTHER	31 11			31 11	NORV AUTRE	CUIR
COMMODITY TOTAL LUMBER AND TIMBER	OTHER	12			12	AUTRE	TOTAL DE MARCHANDISE BOIS D'OEUVRE ET CHARP.
BLDG.PAPER AND BOARD	NORW OTHER	678 270			678 270	AUTRE NORV	PLAQ.CDNSTR.,PAP/CART.
COMMODITY TOTAL TEXTILE FAB.MTL NES	OTHER DENMK OTHER	87 357 12			87 357 12	AUTRE DANMK AUTRE	TOTAL DE MARCHANDISE OUVR.EN MAT.TEXT.NDA
COMMODITY TOTAL OILS,FATS,WAXES NES	U S A OTHER	793 805		51	793 805	AUTRE	TOTAL DE MARCHANDISE HUIL.MAT.GRAS.CIRE NOA
COMMODITY TOTAL METALLIC SALTS	OTHER	12	304	51	316	E-U AUTRE	TOTAL DE MARCHANDISE SELS METALLIQUES
INDRGANIC CHEMS. NES	OTHER	12	304	51	367	AUTRE	PRDD.CHIM.(NORG.NDA
ORGANIC CHEMICALS NES	OTHER	31			31	AUTRE	PROD.CHIM.ORGAN.NDA
FUEL OIL	OTHER	4			4	AUTRE	MAZOUT
COKE	OTHER	61	18		79	AUTRE	COKE
BARs AND RODS,STEEL	NORW NORW OTHER	141,860	219		141,860	NORV NORV AUTRE	BARRES ET TIGES ACIER
COMMODITY TOTAL STRUCTURAL SHAPES	OTHER		196		196	NORV	TOTAL DE MARCHANDISE PROFILES DE CONSTRUCT.
ALUMINUM	OTHER		475		475	AUTRE	ALUMINIUM
METAL FAB.BASIC PROD.	OTHER	1,896	320		2,216	AUTRE	OUVR.DE BASE EN METAL
MACHINERY NES	OTHER	3			3	AUTRE	MACHINES NDA
MOTOR VEHICLE ENGINES	OTHER	6			6	AUTRE	MOTEURS DE VEH.AUTOM.
EQUIPMENT MISC.	OTHER	1,644		88	1,644	AUTRE	MATERIEL DIVERS
PERSONAL,HSEHOLD GOODS	U S A OTHER	1		10	89	E-U AUTRE	ART.PERS.ET MENAGERS
COMMODITY TOTAL CONTAINERS,CLOSURES	OTHER	17			17	AUTRE	TOTAL DE MARCHANDISE CONTENEURS,FERMETURES
GENERAL CARGO	NORW OTHER	8 8	27 27	10	45	NORV AUTRE	MARCHANDISES DIVERSES
COMMODITY TOTAL CONTAINERIZED FREIGHT	OTHER NORW U S A OTHER	4 3 3 20	1 1 2		4 4 5 20	AUTRE NORV E-U AUTRE	TOTAL DE MARCHANDISE FRET CONTENEURESE
COMMODITY TOTAL		223	15	677	238	AUTRE	TOTAL DE MARCHANDISE
COUNTRY/REGION TOTAL		243	15	677	935		TOTAL DE PAYS/REGION

TABLE 2. CARGOES UNLOADED AT CANADIAN PORTS FROM FOREIGN COUNTRIES.

TABLEAU 2. MARCHANDISES DECHARGEES DANS LES PORTS CANADIENS EN PROVENANCE DE PAYS ETRANGERS.

COUNTRY OF ORIGIN AND KIND OF CARGO	REGISTRY OF VESSEL	ATLANTIC	GREAT LAKES	PACIFIC	TOTAL	IMMATIC. DU NAVIRE	PAYS D'ORIGINE ET MARCHANDISE
		ATLANTIQUE	GRANDS LACS	PACIFIQUE	TOTAL		
<b>BRAZIL</b>							
MEAT, FRESH OR FROZEN	DENMK		42		42	DANMK	<b>BRESIL</b>
	OTHER	115			115	AUTRE	VIANDE, FRAICHE / CONG.
COMMODITY TOTAL		115	42		157		TOTAL DE MARCHANDISE
MEAT, CURED	NORW		195		195	NORV	VIANDE FUMÉE DU SALÉE
	OTHER	307	160	73	540	AUTRE	
COMMODITY TOTAL		307	355	73	735		TOTAL DE MARCHANDISE
MEAT AND MEAT PREP. NES	NORW			70	70	NORV	VIANDES ET PREP. NDA
	U S A			310	310	E-U	
	OTHER	1,716	116		1,832	AUTRE	
COMMODITY TOTAL		1,716	116	380	2,212		TOTAL DE MARCHANDISE
FISH, CANNED	OTHER	17			17	AUTRE	POISSON EN BOITES
SHELL FISH, NES	OTHER	9			9	AUTRE	MOLLUSQUES CRUST., NDA
CHEESE	OTHER	39			39	AUTRE	FROMAGE
DAIRY PROD., EGGS, HONEY	OTHER	134			134	AUTRE	PROD. LAIT., OEUFS, MIEL
WHEAT FLOUR	OTHER	52			52	AUTRE	FARINE DE BLE
MACARONI, CEREAL PROD.	NORW	24			24	NORV	PATES ALIM. PROD. CEREAL
	U S A			32	32	E-U	
	OTHER	182			182	AUTRE	
COMMODITY TOTAL		206		32	238		TOTAL DE MARCHANDISE
FRUIT JUICES	DENMK		73		73	DANMK	JUS DE FRUIT
	NORW		44		44	NORV	
	U S A			1,320	1,320	E-U	
	OTHER	1,989	3,571		5,560	AUTRE	
COMMODITY TOTAL		2,419	3,688	1,320	7,427		TOTAL DE MARCHANDISE
FRUITS, PREP. CANNED	U S A			92	92	E-U	FRUITS PREP. EN BOITE
NUTS, EXC. DIL NUTS NES	DENMK		29		29	DANMK	NOIX, SAUF OLEAG. NDA
	NORW	89	305	46	440	NORV	
	U S A			5	5	E-U	
	OTHER	158	333	100	591	AUTRE	
COMMODITY TOTAL		247	667	151	1,065		TOTAL DE MARCHANDISE
VEGETABLES, FRESH	OTHER	1			1	AUTRE	LEGUMES, FRAIS
VEGETABLES, DRIED	U S A			18	18	E-U	LEGUMES, SECS
	OTHER	6			6	AUTRE	
COMMODITY TOTAL		6		18	24		TOTAL DE MARCHANDISE
VEGETABLE PREP. NES	OTHER	3			3	AUTRE	PREP. DE LEGUMES NDA
SUGAR PREPARATIONS	OTHER	73	153		226	AUTRE	PREP. A BASE DE SUCRE
COCOA AND CHOCOLATE	NORW	25			25	NORV	CACAO ET CHOCOLAT
	OTHER	615	93	100	808	AUTRE	
COMMODITY TOTAL		640	93	100	833		TOTAL DE MARCHANDISE
COFFEE	DENMK		45		45	DANMK	CAFE
	NORW	624	205	957	1,786	NORV	
	U S A			4,244	4,244	E-U	
	OTHER	3,892	103		3,995	AUTRE	
COMMODITY TOTAL		4,516	353	5,201	10,070		TOTAL DE MARCHANDISE
TEA	NORW		14		14	NORV	THE
	U S A			3	3	E-U	
	OTHER	141	7	407	555	AUTRE	
COMMODITY TOTAL		141	21	410	572		TOTAL DE MARCHANDISE
SPICES	DENMK		37		37	DANMK	EPICES
VINEGAR	DENMK		53		53	DANMK	VINAIGRE
SAUSAGE SKINS, CASINGS	OTHER	3	6		9	AUTRE	BOUAUX A SAUCISSES
MISC. FOOD PREP. NES	NORW	7		5	12	NORV	DIV. PREP. ALIM. NDA
	OTHER	46	49		95	AUTRE	
COMMODITY TOTAL		53	49	5	107		TOTAL DE MARCHANDISE
FEEDS OF ANIMAL ORIGIN	OTHER	15			15	AUTRE	PROV. D'ORIGINE ANIMALE
WINES	OTHER	5		30	35	AUTRE	VINS
DIST. ALCOHOLIC BEV.	OTHER			122	122	AUTRE	BOISS. ALCOOL. DIST.
TOBACCO NES	OTHER	6			6	AUTRE	TABACS NDA
RAW HIDES AND SKINS	OTHER	35	25		60	AUTRE	PEAUX ET CUIRS BRUT
CRUDE ANIMAL PROD. NES	OTHER	25			25	AUTRE	PR. BRUTS ORIG. ANIM. NDA
NURSERY, GREENHOUSE STOCK	OTHER	5			5	AUTRE	PROD. PEPINIERE, SERRE
CRUDE VEG. PROD. NES	NORW		56		56	NORV	PR. BRUTS ORIG. VEG. NDA
	OTHER		5		5	AUTRE	
COMMODITY TOTAL			61		61		TOTAL DE MARCHANDISE
WOOL AND ANIMAL HAIR	OTHER	2			2	AUTRE	LAIN, POILS DANIMAL
TEXTILE FIBRES NES	DENMK		125		125	DANMK	FIBRES TEXTILES NDA
	NORW	391	195		586	NORV	
	OTHER	3,176	836	109	4,121	AUTRE	
COMMODITY TOTAL		3,567	1,156	109	4,832		TOTAL DE MARCHANDISE
IRON ORE AND CONC	LIBER	39,984			39,984	LIBER	MINERAI, CONC. DE FER
MANGANESE ORE	ITALY	28,000			28,000	ITALY	MINERAI DE MANGANESE
	LIBER	27,428			27,428	LIBER	
COMMODITY TOTAL		55,428			55,428		TOTAL DE MARCHANDISE
ORES AND CONC. NES	OTHER	131			131	AUTRE	MINERAIS ET CONC. NDA
STONE, CRUDE NES	NORW		9	2	11	NORV	PIERRE BRUTE NDA
	U S A			1	1	E-U	
	OTHER	45			45	AUTRE	
COMMODITY TOTAL		45	9	3	57		TOTAL DE MARCHANDISE
CRUDE NON-MET. MIN. NES	OTHER	1			1	AUTRE	MIN. NON-MET. BRUTS NDA
LEATHER	NORW	11			11	NORV	CUIR
	OTHER	181	1		182	AUTRE	
COMMODITY TOTAL		192	1		193		TOTAL DE MARCHANDISE
LUMBER AND TIMBER	U K	2,357			2,357	R U	BOIS D'OEUVRE ET CHARP.
	NORW	625	15		640	NORV	
	OTHER	5,214			5,214	AUTRE	
COMMODITY TOTAL		8,196	15		8,211		TOTAL DE MARCHANDISE

TABLE 2. CARGOES UNLOADED AT CANADIAN PORTS FROM FOREIGN COUNTRIES.

TABLEAU 2. MARCHANDISES DECHARGEES DANS LES PORTS CANADIENS EN PROVENANCE DE PAYS ETRANGERS.

COUNTRY OF ORIGIN AND KIND OF CARGO	REGISTRY OF VESSEL	ATLANTIC ATLANTIQUE	GREAT LAKES GRANDS LACS	PACIFIC PACIFIQUE	TOTAL TOTAL	IMMATIC. DU NAVIRE	PAYS D'ORIGINE ET MARCHANDISE
<b>BRAZIL</b>							<b>BRESIL</b>
<b>CONT.</b>							<b>SUITE</b>
VENEER, PLYWOOD	NDRW	50			50	NDRV	PLACAGES, CONTRE-PLAÇ.
	U S A			2	2	E-U	
	OTHER	207	94		301	AUTRE	
<b>COMMODITY TOTAL</b>		257	94	2	353		<b>TOTAL DE MARCHANDISE</b>
WOOD FAB. MATERIALS	DENMK		5		5	DANMK	DEMI-PRODUITS EN BOIS
	NORW		112		112	NORV	
	OTHER	21	33		54	AUTRE	
<b>COMMODITY TOTAL</b>		21	150		171		<b>TOTAL DE MARCHANDISE</b>
PAPERBOARD	NORW		104	28	132	NORV	CARTON
	OTHER	1,058			1,058	AUTRE	
<b>COMMODITY TOTAL</b>		1,058	104	28	1,190		<b>TOTAL DE MARCHANDISE</b>
BLDG. PAPER AND BOARD	OTHER				666	AUTRE	PLAÇ. CONSTR., PAP/CART.
WET MACHINE BOARD	OTHER				30	AUTRE	CARTON EN PATE PRESSE
CORCAGE, TWINE, ROPE	GER		3,854		3,854	ALL	CORDAGE, FICELLE, CORDE
	NORW		39		39	NORV	
	U S A			835	835	E-U	
	OTHER	14			140	AUTRE	
<b>COMMODITY TOTAL</b>		14	3,893	975	4,882		<b>TOTAL DE MARCHANDISE</b>
TEXTILE FAB. MTL NES	NORW		1	2	35	NORV	OUVR. EN MAT. TEXT. NDA
	OTHER	3,050	102	86	3,238	AUTRE	
<b>COMMODITY TOTAL</b>		3,082	103	88	3,273		<b>TOTAL DE MARCHANDISE</b>
VEG. OILS, FATS NES	OTHER		901		914	AUTRE	HUIL. MAT. GRAS. VEG. NCA
OILS, FATS, WAXES NES	NORW		348		348	NORV	HUIL. MAT. GRAS. CIRE NDA
	OTHER	29	70		99	AUTRE	
<b>COMMODITY TOTAL</b>		29	418		447		<b>TOTAL DE MARCHANDISE</b>
METALLIC SALTS	DENMK		12		12	DANMK	SELS METALLIQUES
	OTHER		23		23	AUTRE	
<b>COMMODITY TOTAL</b>			35		35		<b>TOTAL DE MARCHANDISE</b>
INORGANIC CHEM. NES	OTHER	1			1	AUTRE	PROD. CHIM. INDRG. NDA
ORGANIC CHEMICALS NES	NORW		28		28	NORV	PROD. CHIM. ORGN. NDA
AGRICULTURAL CHEMICALS	OTHER	16	24		40	AUTRE	PROD. CHIM. AGRICOLES
PLASTIC MATERIALS	NORW	4			4	NORV	MATIERES PLASTIQUES
	OTHER	2			2	AUTRE	
<b>COMMODITY TOTAL</b>		6	7		6		<b>TOTAL DE MARCHANDISE</b>
CHEM. SPECIALTIES NES	NORW				7	NORV	PROD. CHIM. SPECIAUX NDA
	OTHER	3			3	AUTRE	
<b>COMMODITY TOTAL</b>		3	7		10		<b>TOTAL DE MARCHANDISE</b>
FERRC-ALLOYS	NDRW		462		484	NORV	FERRO-ALLIAGES
	LIBER	1,352			1,352	LIBER	
<b>COMMODITY TOTAL</b>		1,374	462		1,836		<b>TOTAL DE MARCHANDISE</b>
PIG IRON	OTHER			1,120	1,120	AUTRE	FER EN GUEUSE
PRIMARY IRON, STEEL NES	OTHER		100		100	AUTRE	FER, ACIER PRIMAIR. NDA
BAR AND RODS, STEEL	NORW		446		446	NORV	BARRES ET TIGES ACIER
	OTHER		526		526	AUTRE	
<b>COMMODITY TOTAL</b>			972		972		<b>TOTAL DE MARCHANDISE</b>
COPPER AND ALLOYS	OTHER		83		83	AUTRE	CUIVRE ET ALLIAGES
NICKEL AND ALLOYS	DENMK		237		237	DANMK	NICKEL ET ALLIAGES
NON-FERROUS METALS NES	OTHER	128			128	AUTRE	METAUX NON-FERREUX NDA
METAL FAB. BASIC PROD.	NORW	15	5	30	50	NORV	OUVR. DE BASE EN METAL
	U S A				10	E-U	
	OTHER	70	25		86	AUTRE	
<b>COMMODITY TOTAL</b>		85	30	126	241		<b>TOTAL DE MARCHANDISE</b>
BRICKS, TILES NES	OTHER	175			175	AUTRE	BRIQUES, TUILLES NDA
GLASS BASIC PRODUCTS	NORW		28		28	NORV	OUVR. DE BASE EN VERRE
	OTHER		27		27	AUTRE	
<b>COMMODITY TOTAL</b>			55		55		<b>TOTAL DE MARCHANDISE</b>
MISC. FABRICATED PROD.	OTHER	241			241	AUTRE	OUVRAGES DIVERS
MACHINERY NES	U S A				8	E-U	MACHINES NDA
	OTHER	2			2	AUTRE	
<b>COMMODITY TOTAL</b>		2		8	10		<b>TOTAL DE MARCHANDISE</b>
RAILWAY ROLLING STOCK	OTHER				3	AUTRE	MAT. ROUL. DE CH. DE FER
MOTOR VEHICLE ENGINES	DENMK		33		33	DANMK	MOTEURS DE VEH. AUTOM.
	NORW		17		17	NORV	
	U S A				6	E-U	
	OTHER	22	72	50	144	AUTRE	
<b>COMMODITY TOTAL</b>		22	122	59	203		<b>TOTAL DE MARCHANDISE</b>
EQUIPMENT MISC.	NORW	8			8	NORV	MATERIEL DIVERS
	OTHER	51	6		57	AUTRE	
<b>COMMODITY TOTAL</b>		59	6		65		<b>TOTAL DE MARCHANDISE</b>
PERSONAL, HOUSEHOLD GOODS	DENMK		6		6	DANMK	ART. PERS. ET MENAGERS
	NORW		5		5	NORV	
	U S A				3	E-U	
	OTHER	215	61	3	276	AUTRE	
<b>COMMODITY TOTAL</b>		226	72	3	301		<b>TOTAL DE MARCHANDISE</b>
FIREARMS, AMMUNITION	OTHER	41			41	AUTRE	ARMES A FEU, MUNITIONS
CONTAINERS, CLOSURES	OTHER	19			19	AUTRE	CONTENEURS, FERMETURES
MISC. END PRODUCTS NES	DENMK		45		45	DANMK	PRODUITS FINIS DIV. NDA
	NORW	4			4	NORV	
	OTHER	849	264		1,113	AUTRE	
<b>COMMODITY TOTAL</b>		853	309		1,162		<b>TOTAL DE MARCHANDISE</b>
GENERAL CARGO	NORW		12		12	NORV	MARCHANDISES DIVERSES
	OTHER	3			3	AUTRE	
<b>COMMODITY TOTAL</b>		3	12		15		<b>TOTAL DE MARCHANDISE</b>
CONTAINERIZED FREIGHT	DENMK		55		55	DANMK	CONTENEURS
	NORW	109	17		126	NORV	
	U S A			817	817	E-U	
	OTHER	231	245		476	AUTRE	
<b>COMMODITY TOTAL</b>		437	317	817	1,571		<b>TOTAL DE MARCHANDISE</b>
<b>COUNTRY/REGION TOTAL</b>		<b>127,198*</b>	<b>15,434*</b>	<b>11,272*</b>	<b>153,904*</b>		<b>TOTAL DE PAYS/REGION</b>



TABLE 2. CARGOES UNLOADED AT CANADIAN PORTS FROM FOREIGN COUNTRIES.

TAB. 2. MARCHANDISES DECHARGEES DANS LES PORTS CANADIENS EN PROVENANCE DE PAYS ETRANGERS.

COUNTRY OF ORIGIN AND KIND OF CARGO	REGISTRY OF VESSEL	ATLANTIC ATLANTIQUE	GREAT LAKES GRANDS LACS	PACIFIC PACIFIQUE	TOTAL TOTAL	IMMATIC. DU NAVIRE	PAYS D'ORIGINE ET MARCHANDISE
<b>CHILE</b>							
LOBSTER	U S A			4	4	E-U	<b>CHILI</b> HOMARD
FRESH FRUITS, BERRIES	U S A			24	24	E-U	FRUITS, BAIES FRAIS
VEGETABLES, FRESH	U S A			136	136	E-U	LEGUMES, FRAIS
COFFEE	OTHER			38	38	AUTRE	CAFE
WINES	OTHER	3		45	48	AUTRE	VINS
DIST. ALCOHOLIC BEV.	U S A			57	57	E-U	BOISS. ALCOOL. DIST.
	OTHER	3			3	AUTRE	
COMMODITY TOTAL		3		57	60		TOTAL DE MARCHANDISE
ORES AND CONC. NES	OTHER	205			205	AUTRE	MINERAIS ET CONC. NDA
FERTILIZERS NES	U S A			3,175	3,175	E-U	ENGRAIS CHIMIQUE NDA
CHEM. SPECIALTIES NES	OTHER	6			6	AUTRE	PRD. CHIM. SPECIAUX NDA
COPPER AND ALLOYS	NORW			5	5	NORV	CUIVRE ET ALLIAGES
	U S A			31	31	E-U	
	OTHER	41			41	AUTRE	
COMMODITY TOTAL		41		36	77		TOTAL DE MARCHANDISE
PASS. AUTOS AND CHASSIS	U S A			1	1	E-U	VOITURES PART., CHASSIS
PERSONAL, HOUSEHOLD GOODS	NORW			1	1	NORV	ART. PERS. ET MENAGERS
FIREARMS, AMMUNITION	OTHER	8			8	AUTRE	ARMES A FEU, MUNITIONS
CONTAINERIZED FREIGHT	U S A			68	68	E-U	FRET CONTENEURES
COUNTRY/REGION TOTAL		266*	*	3,585*	3,851*		TOTAL DE PAYS/REGION
<b>COLOMBIA</b>							
DAIRY PROD. EGGS, HONEY	OTHER			20	20	AUTRE	<b>COLOMBIE</b> PROD. LAIT., OEUFS, MIEL
VEGETABLES, DRIED	OTHER			10	10	AUTRE	LEGUMES, SECS
RAW SUGAR	LIBER	14,364			14,364	LIBER	SUCRE BRUT
COCOA AND CHOCOLATE	OTHER	209			209	AUTRE	CACAO ET CHOCOLAT
COFFEE	DENMK			136	136	DANMK	CAFE
	ITALY			40	40	ITAL	
	NORW			214	214	NORV	
	OTHER	2,532		344	2,876	AUTRE	
COMMODITY TOTAL		2,532		734	3,266		TOTAL DE MARCHANDISE
TEA	OTHER	82			82	AUTRE	THE
MISC. FOOD PREP. NES	OTHER	62			62	AUTRE	DIV. PREP. ALIM. NDA
WINES	OTHER			13	13	AUTRE	VINS
TEXTILE FIBRES NES	GER	1,679			1,679	ALL	FIBRES TEXTILES NDA
	OTHER	1,625		27	1,652	AUTRE	
COMMODITY TOTAL		3,304		27	3,331		TOTAL DE MARCHANDISE
ORES AND CONC. NES	OTHER			50	50	AUTRE	MINERAIS ET CONC. NDA
LUMBER AND TIMBER	GREEK	1,456			1,456	GRECQ	BOIS D'OEUVRE ET CHARP.
	OTHER	10,843			10,843	AUTRE	
COMMODITY TOTAL		12,299			12,299		TOTAL DE MARCHANDISE
CORDAGE, TWINE, ROPE	OTHER	13			13	AUTRE	CORDAGE, FICELLE, CORDE
JUTE WOVEN FABRICS	OTHER	21			21	AUTRE	TISSUS DE JUTE
TEXTILE FAB. MTL NES	GER	347			347	ALL	OUVR. EN MAT. TEXT. NDA
	OTHER	1,313		18	1,331	AUTRE	
COMMODITY TOTAL		1,660		18	1,678		TOTAL DE MARCHANDISE
WIRE	OTHER	20			20	AUTRE	FIL METALLIQUE
BRICKS, TILES NES	OTHER			117	117	AUTRE	BRICKES, TUILES NDA
GLASS BASIC PRODUCTS	DENMK			127	127	DANMK	OUVR. DE BASE EN VERRE
	NORW			449	449	NORV	
	OTHER			1,196	1,196	AUTRE	
COMMODITY TOTAL			588	1,772	1,772		TOTAL DE MARCHANDISE
NON-MET. MIN. BASIC PRD	GER	15	588		588	ALL	PRD. MIN. NON-MET. BASE
	OTHER	15			15	AUTRE	
COMMODITY TOTAL			588		603		TOTAL DE MARCHANDISE
MISC. FABRICATED PROD.	NORW			129	129	NORV	OUVRAGES DIVERS
PERSONAL, HOUSEHOLD GOODS	OTHER	337			337	AUTRE	ART. PERS. ET MENAGERS
MISC. END PRODUCTS NES	OTHER	241			241	AUTRE	PRODUITS FINIS DIV. NDA
GENERAL CARGO	OTHER	163			163	AUTRE	MARCHANDISES DIVERSES
CONTAINERIZED FREIGHT	U S A			799	799	E-U	FRET CONTENEURES
COUNTRY/REGION TOTAL		35,302*	588*	3,709*	39,599*		TOTAL DE PAYS/REGION
<b>ECUADOR</b>							
DRIED FRUITS	DENMK			4	4	DANMK	<b>EQUATEUR</b> FRUITS SECS
	OTHER			4	4	AUTRE	
COMMODITY TOTAL				8	8		TOTAL DE MARCHANDISE
COCOA AND CHOCOLATE	OTHER	270			270	AUTRE	CACAO ET CHOCOLAT
COFFEE	U S A			38	38	E-U	CAFE
	OTHER	275		195	470	AUTRE	
COMMODITY TOTAL		275		233	508		TOTAL DE MARCHANDISE
TEA	DENMK			7	7	DANMK	THE
	GER		9		9	ALL	
	OTHER			27	27	AUTRE	
COMMODITY TOTAL			9	34	43		TOTAL DE MARCHANDISE
DIST. ALCOHOLIC BEV.	OTHER	28			28	AUTRE	BOISS. ALCOOL. DIST.
CRUDE PETROLEUM	PANAM	2,744			2,744	PANAM	PETROLE BRUT
LUMBER AND TIMBER	OTHER	703			703	AUTRE	BOIS D'OEUVRE ET CHARP.
VENEER, PLYWOOD	U S A			11	11	E-U	PLACAGES, CONTRE-PLAQ.
	OTHER	1			1	AUTRE	
COMMODITY TOTAL		1		11	12		TOTAL DE MARCHANDISE
WOOD FAB. MATERIALS	OTHER	132			132	AUTRE	DEMI-PRODUITS EN BOIS
	GER		221		221	ALL	
COMMODITY TOTAL		132	221		353		TOTAL DE MARCHANDISE

TABLE 2. CARGOES UNLOADED AT CANADIAN PORTS FROM FOREIGN COUNTRIES.

TABLEAU 2. MARCHANDISES DECHARGEES DANS LES PORTS CANADIENS EN PROVENANCE DE PAYS ETRANGERS.

COUNTRY OF ORIGIN AND KIND OF CARGO	REGISTRY OF VESSEL	ATLANTIC ATLANTIQUE	GREAT LAKES GRANDS LACS	PACIFIC PACIFIQUE	TOTAL TOTAL	IMMATIC. DU NAVIRE	PAYS D'ORIGINE ET MARCHANDISE
<b>ECUADOR</b>							<b>EQUATEUR</b>
CONT. TEXTILE FAB.MTL NES	OTHER	80			80	AUTRE	SUITE
SHIPS,AIRCRAFT,MIS.VEH	U S A			2	2	E-U	OUVR.EN MAT.TEXT.NDA
PERSONAL,HSEHOLD GOODS	DENMK			1	1	DANMK	NAVIRES,AVIONS,VEH.DIV
	OTHER	1			1	AUTRE	ART.PERS.ET MENAGERS
COMMODITY TOTAL		1		1	2		TOTAL DE MARCHANDISE
MISC. END PRODUCTS NES	OTHER	183			183	AUTRE	PRODUITS FINIS DIV.NDA
<b>COUNTRY/REGION TOTAL</b>		<b>4,417*</b>	<b>230*</b>	<b>289*</b>	<b>4,936*</b>		<b>TOTAL DE PAYS/REGION</b>
<b>PERU</b>							<b>PEROU</b>
MEAT AND MEAT PREP.NES	OTHER	12		100	112	AUTRE	VIANDES ET PREP.NDA
FISH,CANNED	U S A			14	14	E-U	POISSON EN BOITES
	OTHER			26	26	AUTRE	
COMMODITY TOTAL				40	40		TOTAL DE MARCHANDISE
FRESH FRUITS,BERRIES	U S A			30	30	E-U	FRUITS, BAIES FRAIS
FRUIT JUICES	U S A			13	13	E-U	JUS DE FRUIT
FRUIT PULP, PUREE	U S A			17	17	E-U	PULPE DE FRUIT, PUREE
VEGETABLES, DRIED	U S A			42	42	E-U	LEGUMES, SECS
	OTHER	12			12	AUTRE	
COMMODITY TOTAL		12		42	54		TOTAL DE MARCHANDISE
COFFEE	U S A			892	892	E-U	CAFE
	OTHER	345		167	512	AUTRE	
COMMODITY TOTAL		345		1,059	1,404		TOTAL DE MARCHANDISE
SPICES	U S A			103	103	E-U	EPICES
MISC.FOOD PREP.NES	U S A			13	13	E-U	DIV.PREP.ALIM.NDA
	OTHER	60			60	AUTRE	
COMMODITY TOTAL		60		13	73		TOTAL DE MARCHANDISE
RAW HIDES AND SKINS	OTHER	20			20	AUTRE	PEAUX ET CUIRS BRUT
SEEDS FOR SOWING NES	OTHER	22			22	AUTRE	GRAINES DE SEMENCE NDA
TEXTILE FIBRES NES	OTHER			66	66	AUTRE	FIBRES TEXTILES NDA
LUMBER AND TIMBER	OTHER	52			52	AUTRE	BOIS D'OEUVRE ET CHARP.
VENEER,PLYWOOD	OTHER	3			3	AUTRE	PLACAGES,CONTRE-PLAC.
NON-MET.MIN.BASIC PRDD	OTHER	28			28	AUTRE	PROD.MIN.NON-MET.BASE
MACHINERY NES	OTHER	1			1	AUTRE	MACHINES NDA
PERSONAL,HSEHOLD GOODS	U S A			1	1	E-U	ART.PERS.ET MENAGERS
	OTHER	16			16	AUTRE	
COMMODITY TOTAL		16		1	17		TOTAL DE MARCHANDISE
CONTAINERS,CLOSURES	OTHER	1			1	AUTRE	CONTENEURS,FERMETURES
GENERAL CARGO	OTHER	8			8	AUTRE	MARCHANDISES DIVERSES
CONTAINERIZED FREIGHT	U S A			83	83	E-U	FRET CONTENEURESE
	SWEDN			274	274	SUEDE	
COMMODITY TOTAL				357	357		TOTAL DE MARCHANDISE
<b>COUNTRY/REGION TOTAL</b>		<b>580*</b>	<b>*</b>	<b>1,841*</b>	<b>2,421*</b>		<b>TOTAL DE PAYS/REGION</b>
<b>SURINAM</b>							<b>SURINAM</b>
ALUMINA,BAUXITE ORES	U K	65,828			65,828	R U	MINERAIS ALUMINE,BAUX.
	GER	24,928			24,928	ALL	
	ITALY	13,427			13,427	ITAL	
	NDRW	24,781			24,781	NORV	
	LIBER	108,076			108,076	LIBER	
	OTHER	12,235			12,235	AUTRE	
COMMODITY TOTAL		249,275			249,275		TOTAL DE MARCHANDISE
<b>COUNTRY/REGION TOTAL</b>		<b>249,275*</b>	<b>*</b>	<b>*</b>	<b>249,275*</b>		<b>TOTAL DE PAYS/REGION</b>
<b>URUGUAY</b>							<b>URUGUAY</b>
NON-MET.MIN.BASIC PRDD	OTHER	617			617	AUTRE	PROD.MIN.NON-MET.BASE
PERSONAL,HSEHOLD GOODS	OTHER	3			3	AUTRE	ART.PERS.ET MENAGERS
COMMODITY TOTAL		620			620		TOTAL DE MARCHANDISE
<b>COUNTRY/REGION TOTAL</b>		<b>620*</b>	<b>*</b>	<b>*</b>	<b>620*</b>		<b>TOTAL DE PAYS/REGION</b>
<b>VENEZUELA</b>							<b>VENEZUELA</b>
FISH,CANNED	ITALY			11	11	ITAL	POISSON EN BOITES
APPLES	U S A			31	31	E-U	POMMES
FRESH FRUITS,BERRIES	GER		25		25	ALL	FRUITS, BAIES FRAIS
FRUIT JUICES	U S A			219	219	E-U	JUS DE FRUIT
DIST.ALCOHOLIC BEV.	GER	16			16	ALL	BOISS.ALCOOL.DIST.
CRUDE PETROLEUM	U K	462,779			462,779	R U	PETROLE BRUT
	GER	26,944			26,944	ALL	
	GREEK	484,475			484,475	GREQQ	
	ITALY	20,685			20,685	ITAL	
	NETH	124,641			124,641	P.BAS	
	NORW	402,323			402,323	NORV	
	LIBER	4,905,057	56,528		4,961,585	LIBER	
	PANAM	226,418			226,418	PANAM	
	OTHER	971,794			971,794	AUTRE	
COMMODITY TOTAL		7,625,116	56,528		7,681,644		TOTAL DE MARCHANDISE
WASTE AND SCRAP NES	NORW			1,171	1,171	NORV	DECHETS ET REBUTS NDA

TABLE 2. CARGOES UNLOADED AT CANADIAN PORTS FROM FOREIGN COUNTRIES.

TABLEAU 2. MARCHANDISES DECHARGEES DANS LES PORTS CANADIENS EN PROVENANCE DE PAYS ETRANGERS.

COUNTRY OF ORIGIN AND KIND OF CARGO	REGISTRY OF VESSEL	ATLANTIC ATLANTIQUE	GREAT LAKES GRANDS LACS	PACIFIC PACIFIQUE	TOTAL TOTAL	IMMATIC. DU NAVIRE	PAYS D'ORIGINE ET MARCHANDISE
<b>VENEZUELA CONT.</b>							
VENEZUELA VENEER, PLYWOOD	OTHER			401	401	AUTRE	VENEZUELA SUITE
PLASTIC MATERIALS	OTHER	7			7	AUTRE	PLACAGES, CONTRE-PLAQ.
GASOLINE	OTHER	258	12,626		12,884	AUTRE	MATIERES PLASTIQUES
FUEL OIL	U K	387,472	3,900	19,448	410,820	R U	ESSENCE
	GER	98,255			98,255	ALL	MAZOUT
	GREEK	94,031			94,031	GREGQ	
	ITALY	274,710	13,583		288,293	ITAL	
	NETH	37,556		11,175	48,731	P.BAS	
	NORW	187,851			187,851	NORV	
	SWEDN	75,624			75,624	SUEDE	
	LIBER	1,214,012	35,667	36,257	1,285,936	LIBER	
	PANAM	68,370			68,370	PANAM	
	U S A	90,461			90,461	E-U	
	OTHER	189,426	37,710		227,136	AUTRE	
COMMODITY TOTAL		2,717,768	90,860	66,880	2,875,508		TOTAL DE MARCHANDISE
ASPHALTS, ROAD OILS	LIBER	28,282			28,282	LIBER	ASPHALTE, BITUME LIQD.
PETROL, COAL PRCD. NES	ITALY	780			780	ITAL	DERIVE PETR. CHARB. NCA
	LIBER	1,790			1,790	LIBER	
	OTHER	4,723			4,723	AUTRE	
COMMODITY TOTAL		7,293			7,293		TOTAL DE MARCHANDISE
METAL FAB. BASIC PROD.	OTHER			678	678	AUTRE	OUVR. DE BASE EN METAL
MACHINERY NES	NORW			13	13	NORV	MACHINES NDA
MOTOR VEHICLE ENGINES	NORW	7			7	NORV	MOTEURS DE VEH. AUTOM.
EQUIPMENT MISC.	OTHER	3			3	AUTRE	MATERIEL DIVERS
PERSONAL, HOUSEHOLD GOODS	GER	1			1	ALL	ART. PERS. ET MENAGERS
	OTHER	7			7	AUTRE	
COMMODITY TOTAL		8		233	241		TOTAL DE MARCHANDISE
GENERAL CARGO	GER	42			42	ALL	MARCHANDISES DIVERSES
	NORW	64			64	NORV	
COMMODITY TOTAL		106			106		TOTAL DE MARCHANDISE
COUNTRY/REGION TOTAL		10,378,864*	160,039*	69,637*	10,608,540*		TOTAL DE PAYS/REGION
<b>BAHAMAS</b>							
SPICES	GER	5			5	ALL	ILES BAHAMAS
DIST. ALCOHOLIC BEV.	GER	13			13	ALL	EPICES
	NORW	1			1	NORV	BOISS. ALCOOL. DIST.
COMMODITY TOTAL		14			14		TOTAL DE MARCHANDISE
SALT	GER	12,404			12,404	ALL	SEL
	NORW	4,961			4,961	NORV	
	CAN	2,638			2,638	CAN	
COMMODITY TOTAL		20,003			20,003		TOTAL DE MARCHANDISE
FUEL OIL	U K	19,700	19,325		39,025	R U	MAZOUT
	GREEK	11,143			11,143	GREGQ	
	NETH	19,674		10,584	30,258	P.BAS	
	NORW	15,120			15,120	NORV	
	SWEDN	24,139			24,139	SUEDE	
	LIBER	188,192	13,301	20,000	221,493	LIBER	
	PANAM	22,833		20,309	43,142	PANAM	
	U S A	30,464			30,464	E-U	
	OTHER	79,583			79,583	AUTRE	
COMMODITY TOTAL		410,848	32,626	50,893	494,367		TOTAL DE MARCHANDISE
EQUIPMENT MISC.	GER	1			1	ALL	MATERIEL DIVERS
	NORW	1			1	NORV	
COMMODITY TOTAL		2			2		TOTAL DE MARCHANDISE
PERSONAL, HOUSEHOLD GOODS	GER	1			1	ALL	ART. PERS. ET MENAGERS
GENERAL CARGO	GER	2			2	ALL	MARCHANDISES DIVERSES
CONTAINERIZED FREIGHT	GER	12			12	ALL	FRET CONTENEURESE
	LIBER	161			161	LIBER	
COMMODITY TOTAL		173			173		TOTAL DE MARCHANDISE
COUNTRY/REGION TOTAL		431,048*	32,626*	50,893*	514,567*		TOTAL DE PAYS/REGION
<b>BERMUDA</b>							
MELASSES, CRUDE	LIBER	3,700			3,700	LIBER	BERMUDES
CRUDE PETROLEUM	OTHER	28,170			28,170	AUTRE	MELASSE, BRUTE
FUEL OIL	GER	13,200			13,200	ALL	PETROLEU BRUT
PERSONAL, HOUSEHOLD GOODS	GER	2			2	ALL	MAZOUT
GENERAL CARGO	GER	21			21	ALL	ART. PERS. ET MENAGERS
CONTAINERIZED FREIGHT	LIBER	95			95	LIBER	MARCHANDISES DIVERSES
							FRET CONTENEURESE
COUNTRY/REGION TOTAL		45,188*	*	*	45,188*		TOTAL DE PAYS/REGION
<b>BR. HONDURAS</b>							
FRUIT JUICES	DENMK	810			810	DANMK	HONDURAS BR.
RAW SUGAR	GER	8,232			8,232	ALL	JUS DE FRUIT
MELASSES, REFINED	GREEK	3,202			3,202	GREGQ	SUCRE BRUT
SUGAR PREPARATIONS	DENMK	13			13	DANMK	MELASSE, RAFFINEE
							PREP. A BASE DE SUCRE
COUNTRY/REGION TOTAL		12,257*	*	*	12,257*		TOTAL DE PAYS/REGION

TABLE 2. CARGOES UNLOADED AT CANADIAN PORTS FROM FOREIGN COUNTRIES.

TABEAU 2. MARCHANDISES DECHARGEES DANS LES PORTS CANADIENS EN PROVENANCE DE PAYS ETRANGERS.

COUNTRY OF ORIGIN AND KIND OF CARGO	REGISTRY OF VESSEL	ATLANTIC ATLANTIQUE	GREAT LAKES GRANDS LACS	PACIFIC PACIFIQUE	TOTAL TOTAL	IMMATIC. DU NAVIRE	PAYS D'ORIGINE ET MARCHANDISE
<b>BARBADOS</b>							
VEGETABLE PREP.NES	GER		2		2	ALL	PREP. DE LEGUMES NDA
MOLASSES, CRUDE	LIBER	2,755			2,755	LIBER	MELASSE, BRUTE
MOLASSES, REFINED	GREEK	3,300			3,300	GREEK	MELASSE, RAFFINEE
SYRUP	GER		2		2	ALL	SIROP
DIST.ALCOHOLIC BEV.	GER		7		7	ALL	BOISS.ALCOOL.DIST.
	NORW	7			7	NORV	
	OTHER	302			302	AUTRE	
<b>COMMODITY TOTAL</b>		<b>309</b>	<b>7</b>		<b>316</b>		<b>TOTAL DE MARCHANDISE</b>
VEG.OILS,FATS NES	NORW	1			1	NORV	HUIL.MAT.GRAS.VEG.NDA
MACHINERY NES	NORW	1			1	NORV	MACHINES NDA
PERSONAL,HSEHOLD GOODS	GER		3		3	ALL	ART.PERS.ET MENAGERS
	NDRW	2			2	NORV	
<b>COMMODITY TOTAL</b>		<b>2</b>	<b>3</b>		<b>5</b>		<b>TOTAL DE MARCHANDISE</b>
CONTAINERS,CLOSURES	NORW	1			1	NORV	CONTENEURS,FERMETURES
	OTHER				40	AUTRE	
<b>COMMODITY TOTAL</b>		<b>1</b>	<b>40</b>		<b>41</b>		<b>TOTAL DE MARCHANDISE</b>
MISC. END PRODUCTS NES	NORW	1			1	NORV	PRODUITS FINES DIV.NDA
GENERAL CARGO	GER	15			15	ALL	MARCHANDISES DIVERSES
	NORW	67			67	NORV	
<b>COMMODITY TOTAL</b>		<b>82</b>			<b>82</b>		<b>TOTAL DE MARCHANDISE</b>
CONTAINERIZED FREIGHT	GER	8			8	ALL	FRET CONTENEURESE
	NORW	83			83	NORV	
<b>COMMODITY TOTAL</b>		<b>91</b>			<b>91</b>		<b>TOTAL DE MARCHANDISE</b>
<b>COUNTRY/REGION TOTAL</b>		<b>6,543*</b>	<b>54*</b>	<b>*</b>	<b>6,597*</b>		<b>TOTAL DE PAYS/REGION</b>
<b>JAMAICA</b>							
FISH,FRESH OR FROZEN	GER	10			10	ALL	POISSON,FRAIS OU CONG.
FISH,CANNED	NORW	38			38	NORV	POISSON EN BOITES
BUTTER	GER	26			26	ALL	BEURRE
FRESH FRUITS,BERRIES	GER	18			18	ALL	FRUITS, BAIES FRAIS
FRUIT PULP, PUREE	GER		8		8	ALL	PULPE DE FRUIT, PUREE
FRUITS, PREP. CANNED	GER	56			56	ALL	FRUITS PREP. EN BOITE
	NORW	5			5	NORV	
<b>COMMODITY TOTAL</b>		<b>61</b>			<b>61</b>		<b>TOTAL DE MARCHANDISE</b>
VEGETABLES, FRESH	GER		2		2	ALL	LEGUMES, FRAIS
VEGETABLE PREP.NES	GER		11		11	ALL	PREP. DE LEGUMES NDA
	U S A			4	4	E-U	
<b>COMMODITY TOTAL</b>			<b>11</b>	<b>4</b>	<b>15</b>		<b>TOTAL DE MARCHANDISE</b>
MOLASSES, CRUDE	NORW	9			9	NORV	MELASSE, BRUTE
SYRUP	GER		10		10	ALL	SIROP
COCCA AND CHOCOLATE	GER	35			35	ALL	CACAO ET CHOCOLAT
COFFEE	NORW	1			1	NORV	CAFE
	U S A			10	10	E-U	
<b>COMMODITY TOTAL</b>		<b>1</b>		<b>10</b>	<b>11</b>		<b>TOTAL DE MARCHANDISE</b>
SPICES	GER	12	50		62	ALL	EPICES
	NORW	18			18	NORV	
	U S A			5	5	E-U	
<b>COMMODITY TOTAL</b>		<b>30</b>	<b>50</b>	<b>5</b>	<b>85</b>		<b>TOTAL DE MARCHANDISE</b>
MISC.FOOD PREP.NES	GER		71		71	ALL	DIV.PREP.ALIM.NDA
	NORW	8			8	NORV	
	U S A			1	1	E-U	
	OTHER		4		4	AUTRE	
<b>COMMODITY TOTAL</b>		<b>8</b>	<b>75</b>	<b>1</b>	<b>84</b>		<b>TOTAL DE MARCHANDISE</b>
NON-ALCOHOLIC BEVERAGE	GER		1		1	ALL	BOISSONS NON-ALCOOLIQ.
WINES	GER	60			60	ALL	VINS
DIST.ALCOHOLIC BEV.	GER	500	1		501	ALL	BOISS.ALCOOL.DIST.
	NORW	111			111	NORV	
	U S A			9	9	E-U	
<b>COMMODITY TOTAL</b>		<b>611</b>	<b>1</b>	<b>9</b>	<b>621</b>		<b>TOTAL DE MARCHANDISE</b>
CRUDE VEG.PRODD.NES	NORW	20			20	NORV	PR.BRUTS ORIG.VEG.NDA
LCGS	GER	1			1	ALL	BILLES
ALUMINA,BAUXITE ORES	U K			67,601	67,601	R U	MINERAIS ALUMINE,BAUX.
	ITALY			7,110	7,110	ITAL	
	NORW			101,090	101,090	NORV	
	LIBER	28,603		23,400	52,003	LIBER	
<b>COMMODITY TOTAL</b>		<b>28,603</b>		<b>199,201</b>	<b>227,804</b>		<b>TOTAL DE MARCHANDISE</b>
TEXTILE FAB.MTL NES	NORW	1			1	NORV	OUVR.EN MAT.TEXT.NDA
VEG.OILS,FATS NES	GER		4		4	ALL	HUIL.MAT.GRAS.VEG.NDA
CHEM.SPECIALTIES NES	NORW	2			2	NORV	PROD.CHEM.SPECIALIAUX NDA
METAL FAB.BASIC PROD.	GER	2			2	ALL	OUVR.DE BASE EN METAL
MACHINERY NES	GER		1		1	ALL	MACHINES NDA
EQUIPMENT MISC.	GER	1			1	ALL	MATERIEL DIVERS
PERSONAL,HSEHOLD GOODS	GER	5	8		13	ALL	ART.PERS.ET MENAGERS
	NORW	5			5	NORV	
	U S A			4	4	E-U	
	OTHER		1		1	AUTRE	
<b>COMMODITY TOTAL</b>		<b>10</b>	<b>9</b>	<b>4</b>	<b>23</b>		<b>TOTAL DE MARCHANDISE</b>
CONTAINERS,CLOSURES	OTHER		48		48	AUTRE	CONTENEURS,FERMETURES
GENERAL CARGO	GER	765			765	ALL	MARCHANDISES DIVERSES
	NORW	268			268	NORV	
<b>COMMODITY TOTAL</b>		<b>1,033</b>			<b>1,033</b>		<b>TOTAL DE MARCHANDISE</b>
CONTAINERIZED FREIGHT	GER	327			327	ALL	FRET CONTENEURESE
	NORW	155			155	NORV	
	U S A			7	7	E-U	

TABLE 2. CARGOES UNLOADED AT CANADIAN PORTS FROM FOREIGN COUNTRIES.

TABLEAU 2. MARCHANDISES DECHARGEES DANS LES PORTS CANADIENS EN PROVENANCE DE PAYS ETRANGERS.

COUNTRY OF ORIGIN AND KIND OF CARGO	REGISTRY OF VESSEL	ATLANTIC ATLANTIQUE	GREAT LAKES GRANDS LACS	PACIFIC PACIFIQUE	TOTAL TOTAL	INMATIC. DU NAVIRE	PAYS D'ORIGINE ET MARCHANDISE
JAMAICA CONT. COMMODITY TOTAL		482		7	489		JAMAIQUE SUITE TOTAL DE MARCHANDISE
COUNTRY/REGION TOTAL		31,062*	220*	199,241*	230,523*		TOTAL DE PAYS/REGION
LEEW-WIND IS. NUTS, EXC. OIL NUTS NES SPICES	GER	27			27	ALL	I. LEEW-WIND. NOIX, SAUF OLEAG. NDA EPICES
ALUMINA, BAUXITE ORES GASLINE	U K	24,142			24,142	R U	MINERAIS ALUMINE, BAUX. ESSENCE
	SWEDN	9,202			9,202	SUEDE	
	LIBER	22,805			22,805	LIBER	
	PANAM	9,197			9,197	PANAM	
	OTHER	21,000			21,000	AUTRE	
COMMODITY TOTAL		62,204			62,204		TOTAL DE MARCHANDISE MAZOUT
FUEL OIL	SWEDN	6,003			6,003	SUEDE	
	LIBER	12,555			12,555	LIBER	
	PANAM	16,789			16,789	PANAM	
	OTHER	17,477			17,477	AUTRE	
COMMODITY TOTAL		52,824			52,824		TOTAL DE MARCHANDISE ART. PERS. ET MENAGERS
PERSONAL, HSEHOLD GOODS CONTAINERS, CLOSURES GENERAL CARGO CONTAINERIZED FREIGHT	GER	9			9	ALL	CONTENEURS, FERMETURES MARCHANDISES DIVERSES FRET CONTENEURESE
	GER	1			1	ALL	
	GER	170			170	ALL	
	GER	1			1	ALL	
COUNTRY/REGION TOTAL		139,411*	*	*	139,411*		TOTAL DE PAYS/REGION
TRINIDAD-TOBAG FISH, FRESH OR FROZEN APPLES	NETH U S A	444			444	P. BAS E-U	TRINIDAD TOBAG POISSON, FRAIS OU CONG. POMMES
FRESH FRUITS, BERRIES FRUIT JUICES	U S A			64	64	E-U	FRUITS, BAIES FRAIS JUS DE FRUIT
	GER	20		21	21	E-U	
	NORW	34			34	NORV	
COMMODITY TOTAL		54			54		TOTAL DE MARCHANDISE FRUITS PREP. EN BOITE
FRUITS, PREP. CANNED	GER		1		1	ALL	
	NORW	20			20	NORV	
COMMODITY TOTAL		20	1		21		TOTAL DE MARCHANDISE LEGUMES, SECS
VEGETABLES, DRIED VEGETABLE PREP. NES MASSES, CRUDE	GER		29		29	ALL	PREP. DE LEGUMES NDA MELASSE, BRUTE
	GER	6	2		8	ALL	
	GREEK	18,536			18,536	GREQO	
	NORW	7,168	13,603		20,771	NORV	
	OTHER	25,501	12,320		37,821	AUTRE	
COMMODITY TOTAL		51,205	25,923		77,128		TOTAL DE MARCHANDISE CACAO ET CHOCOLAT
COCCA AND CHOCOLATE COFFEE	GER	33			33	ALL	CAFE
	GER	55			55	ALL	
	NORW	126			126	NORV	
COMMODITY TOTAL		181			181		TOTAL DE MARCHANDISE EPICES
SPICES	NORW			1	1	NORV	EPICES
MISC. FOOD PREP. NES DIST. ALCOHOLIC BEV.	GER		8		8	ALL	DIV. PREP. ALIM. NDA BOISS. ALCOOL. DIST.
	GER	82			82	ALL	
	NORW	10			10	NORV	
	U S A			15	15	E-U	
	OTHER	462			462	AUTRE	
COMMODITY TOTAL		554		37	591		TOTAL DE MARCHANDISE MINERAIS ALUMINE, BAUX.
ALUMINA, BAUXITE ORES	U K	430,447			430,447	R U	
	GER	364,896	4,840		369,736	ALL	
	ITALY	131,581			131,581	ITAL	
	NORW	309,220	12,795		322,015	NORV	
	LIBER	26,395	50,494		76,889	LIBER	
	OTHER	41,311			41,311	AUTRE	
COMMODITY TOTAL		1,303,850	68,129		1,371,979		TOTAL DE MARCHANDISE PETROLE BRUT
CRUDE PETROLEUM	NORW	55,990	26,098		82,088	NORV	
	LIBER	152,583			152,583	LIBER	
	PANAM	29,874			29,874	PANAM	
COMMODITY TOTAL		238,447	26,098		264,545		TOTAL DE MARCHANDISE HUIL. MAT. GRAS. CIRE NDA PROD. CHIM. ORGAN. NDA MAZOUT
OILS, FATS, WAXES NES ORGANIC CHEMICALS NES FUEL OIL	NORW			5	5	NORV	
	NORW		68		68	NORV	
	U K	41,529	44,212		85,741	R U	
	GER	31,149			31,149	ALL	
	ITALY	22,400			22,400	ITAL	
	NORW	22,907	13,153		36,060	NORV	
	LIBER	94,933	40,213		135,146	LIBER	
	PANAM	46,537			46,537	PANAM	
COMMODITY TOTAL		259,455	97,578		357,033		TOTAL DE MARCHANDISE OUVR. DE BASE EN METAL MACHINES NDA MATERIEL DIVERS
METAL FAB. BASIC PROD. MACHINERY NES EQUIPMENT MISC. PERSONAL, HSEHOLD GOODS	GER	2			2	ALL	ART. PERS. ET MENAGERS
	NORW	2			2	NORV	
	U S A			15	15	E-U	
	GER	8			8	ALL	
	NORW	25			25	NORV	
COMMODITY TOTAL		33			33		TOTAL DE MARCHANDISE CONTENEURS, FERMETURES
CONTAINERS, CLOSURES	GER	6			6	ALL	
	NORW	5			5	NORV	
COMMODITY TOTAL		11			11		TOTAL DE MARCHANDISE PRODUITS FINIS DIV. NDA MARCHANDISES DIVERSES
MISC. ENG. PRODUCTS NES GENERAL CARGO	NORW	7			7	NORV	
	GER	189			189	ALL	
	NORW	55			55	NORV	

TABLE 2. CARGOES UNLOADED AT CANADIAN PORTS FROM FOREIGN COUNTRIES.

TABLEAU 2. MARCHANDISES DECHARGEES DANS LES PORTS CANADIENS EN PROVENANCE DE PAYS ETRANGERS.

COUNTRY OF ORIGIN AND KIND OF CARGO	REGISTRY OF VESSEL	ATLANTIC ATLANTIQUE	GREAT LAKES GRANDS LACS	PACIFIC PACIFIQUE	TOTAL TOTAL	IMMATIC. DU NAVIRE	PAYS D'ORIGINE ET MARCHANDISE
<b>TRINIDAD-TOBAG CONT.</b>							
	OTHER		203		203	AUTRE	<b>TRINIDAD TOBAG SUITE</b>
COMMODITY TOTAL		244	203		447		TOTAL DE MARCHANDISE
CONTAINERIZED FREIGHT	GER	43			43	ALL	FRET CONTENEURESE
	NORW	75			75	NORV	
	OTHER		66		66	AUTRE	
COMMODITY TOTAL		118	66		184		TOTAL DE MARCHANDISE
COUNTRY/REGION TOTAL		1,854,666*	218,105*	143*	2,072,914*		TOTAL DE PAYS/REGION
<b>COSTA RICA</b>							
BANANAS AND PLANTAINS	U K	235			235	R U	<b>COSTA-RICA</b>
	GER	243			243	ALL	BANANES ET PLANTAINS
	OTHER	230			230	AUTRE	
COMMODITY TOTAL		708			708		TOTAL DE MARCHANDISE
COFFEE	DENMK			47	47	DANMK	CAFE
	OTHER			144	144	AUTRE	
COMMODITY TOTAL				191	191		TOTAL DE MARCHANDISE
COUNTRY/REGION TOTAL		708*	*	191*	899*		TOTAL DE PAYS/REGION
<b>CUBA</b>							
FISH, CANNED	OTHER	147			147	AUTRE	<b>CUBA</b>
LOBSTER	OTHER	647			647	AUTRE	POISSON EN BOITES
SHELL FISH, NES	OTHER	1,047			1,047	AUTRE	OMARD
MILK POWDER	OTHER	112			112	AUTRE	MOLLUSQUES CRUST., NDA
FRUIT JUICES	OTHER	1			1	AUTRE	LAIT EN POUFRE
FRUIT, PRES. NOT CANNED	OTHER	194	77		271	AUTRE	JUS DE FRUIT
RAW SUGAR	OTHER	13,187	18,953		32,140	AUTRE	CONS. FRUITS NON BOITE
SUGAR PREPARATIONS	OTHER	434			434	AUTRE	SUCRE BRUT
DIST. ALCOHOLIC BEV.	OTHER	53			53	AUTRE	PREP. A BASE DE SUCRE
CIGARETTES	OTHER	16			16	AUTRE	BOISS. ALCOOL. DIST.
TOBACCO NES	OTHER	431			431	AUTRE	CIGARETTES
EQUIPMENT MISC.	OTHER	1			1	AUTRE	TABACS NDA
PERSONAL, HSEHOLD GOODS	OTHER	22			22	AUTRE	MATERIEL DIVERS
MISC. END PRDDUCTS NES	OTHER	12			12	AUTRE	ART. PERS. ET MENAGERS
GENERAL CARGO	OTHER	151			151	AUTRE	PRODUITS FINIS DIV. NDA
							MARCHANDISES DIVERSES
COUNTRY/REGION TOTAL		16,455*	19,030*	*	35,485*		TOTAL DE PAYS/REGION
<b>DOMINICAN REP.</b>							
MELASSES, CRUDE	LIBER	27,601	11,200		38,801	LIBER	<b>R. DOMINICAINE</b>
SYRUP	LIBER	1,725			1,725	LIBER	MELASSE, BRUTE
PERSONAL, HSEHOLD GOODS	ITALY			5	5	ITAL	STROP
GENERAL CARGO	OTHER	2			2	AUTRE	ART. PERS. ET MENAGERS
CONTAINERIZED FREIGHT	GER	4			4	ALL	MARCHANDISES DIVERSES
							FRET CONTENEURESE
COUNTRY/REGION TOTAL		29,332*	11,200*	5*	40,537*		TOTAL DE PAYS/REGION
<b>EL SALVADOR</b>							
COFFEE	DENMK			420	420	DANMK	<b>SALVADOR</b>
	ITALY			19	19	ITAL	CAFE
	NETH			231	231	P. BAS	
	OTHER			357	357	AUTRE	
COMMODITY TOTAL				1,027	1,027		TOTAL DE MARCHANDISE
DIST. ALCOHOLIC BEV.	NORW	5			5	NORV	BOISS. ALCOOL. DIST.
TEXTILE FIBRES NES	OTHER			63	63	AUTRE	FIBRES TEXTILES NDA
GENERAL CARGO	ITALY			108	108	ITAL	MARCHANDISES DIVERSES
	NORW	2			2	NORV	
COMMODITY TOTAL		7*	*	1,198*	1,205*		TOTAL DE MARCHANDISE
COUNTRY/REGION TOTAL		7*	*	1,198*	1,205*		TOTAL DE PAYS/REGION
<b>GUATEMALA</b>							
COFFEE	DENMK			328	328	DANMK	<b>GUATEMALA</b>
	GER			528	528	ALL	CAFE
	NETH			64	64	P. BAS	
	OTHER			477	477	AUTRE	
COMMODITY TOTAL				1,397	1,397		TOTAL DE MARCHANDISE
MISC. END PRDDUCTS NES	NETH			2	2	P. BAS	PRODUITS FINIS DIV. NDA
COUNTRY/REGION TOTAL		*	*	1,399*	1,399*		TOTAL DE PAYS/REGION
<b>HAITI, REP. OF</b>							
DIST. ALCOHOLIC BEV.	GREEK	5			5	GRECQ	<b>REP. D'HAITI</b>
CORDAGE, TWINE, ROPE	GER		510		510	ALL	BOISS. ALCOOL. DIST.
	GREEK	1,453	355		1,808	GRECQ	CORDAGE, FICELLE, CORDE
	ITALY			720	720	ITAL	
	OTHER	385	193		578	AUTRE	
COMMODITY TOTAL		1,838	1,058	720	3,616		TOTAL DE MARCHANDISE
COUNTRY/REGION TOTAL		1,838*	1,058*	720*	3,616*		TOTAL DE PAYS/REGION

TABLE 2. CARGOES UNLOADED AT CANADIAN PORTS FROM FOREIGN COUNTRIES.

TABLBAU 2. MARCHANDISES DECHARGEES DANS LES PORTS CANADIENS EN PROVENANCE DE PAYS ETRANGERS.

COUNTRY OF ORIGIN AND KIND OF CARGO	REGISTRY OF VESSEL	ATLANTIC ATLANTIQUE	GREAT LAKES GRANDS LACS	PACIFIC PACIFIQUE	TOTAL TOTAL	IMMATIC. DU NAVIRE	PAYS D'ORIGINE ET MARCHANDISE
<b>HONDURAS</b>							<b>HONDURAS</b>
BANANAS AND PLANTAINS	OTHER	211			211	AUTRE	BANANES ET PLANTAINS
DRIED FRUITS	NETH	218			218	P.BAS	FRUITS SECS
FLUCRSPAR	OTHER	10,082			10,082	AUTRE	SPATH FLUOR
PERSONAL, HSEHOLD GOODS	U S A			1	1	E-U	ART.PERS. ET MENAGERS
<b>COUNTRY/REGION TOTAL</b>		<b>10,511*</b>	<b>*</b>	<b>1*</b>	<b>10,512*</b>		<b>TOTAL DE PAYS/REGION</b>
<b>MEXICO</b>							<b>MEXIQUE</b>
CEREALS UNMILLED, NES	NORV LIBER			6,430 6,614	6,430 6,614	NORV LIBER	CEREALES NON MOUL., NDA
<b>COMMODITY TOTAL</b>				<b>13,044</b>	<b>13,044</b>		<b>TOTAL DE MARCHANDISE</b>
BANANAS AND PLANTAINS	OTHER			1,074	1,074	AUTRE	BANANES ET PLANTAINS
FRESH FRUITS, BERRIES	NETH OTHER			67 48	67 48	P.BAS AUTRE	FRUITS, BATES FRAIS
<b>COMMODITY TOTAL</b>		<b>48</b>		<b>115</b>	<b>163</b>		<b>TOTAL DE MARCHANDISE</b>
FRUIT JUICES	OTHER	2			2	AUTRE	JUS DE FRUIT
VEGETABLE PREP. NES	OTHER			4	4	AUTRE	PREP. DE LEGUMES NDA
MCLASSES, CRUDE	U K			8,367	8,367	R U	MELASSE, BRUTE
CCCCA AND CHOCOLATE	DENMK			162	162	DANMK	CACAO ET CHOCOLAT
COFFEE	DENMK NETH NORV OTHER			220 256 154 143	220 256 154 143	DANMK P.BAS NORV AUTRE	CAFE
<b>COMMODITY TOTAL</b>		<b>772</b>		<b>773</b>	<b>1,545</b>		<b>TOTAL DE MARCHANDISE</b>
SPICES	NETH	772			772	P.BAS	EPICES
DIST. ALCOHOLIC BEV.	DENMK GER NETH OTHER			4 48 12 45 32	4 48 12 45 83	P.BAS DANMK ALL P.BAS AUTRE	BOISS. ALCOOL. DIST.
<b>COMMODITY TOTAL</b>		<b>51</b>		<b>137</b>	<b>188</b>		<b>TOTAL DE MARCHANDISE</b>
CRUDE ANIMAL PROD. NES	OTHER	2			2	AUTRE	PR. BRUTS ORIG. ANIM. NDA
SEEDS FOR SOWING NES	DENMK GER OTHER		20	1	1 38 1	DANMK ALL AUTRE	GRAINES DE SEMENCE NDA
<b>COMMODITY TOTAL</b>		<b>19</b>	<b>20</b>	<b>1</b>	<b>40</b>		<b>TOTAL DE MARCHANDISE</b>
CRUDE VEG. PROD. NES	GREEK		81		81	GRECQ	PR. BRUTS ORIG. VEG. NDA
WOOL AND ANIMAL HAIR	OTHER	5			5	AUTRE	LAINE, POILS DANIMAL
TEXTILE FIBRES NES	DENMK NETH OTHER			163 34 16	163 34 399	DANMK P.BAS AUTRE	FIBRES TEXTILES NDA
<b>COMMODITY TOTAL</b>		<b>383</b>		<b>213</b>	<b>596</b>		<b>TOTAL DE MARCHANDISE</b>
FLUCRSPAR	GER NORV SWEDN LIBER PANAM OTHER		13,173 12,052		13,173 12,052	ALL NORV SUEDE LIBER PANAM AUTRE	SPATH FLUOR
<b>COMMODITY TOTAL</b>		<b>20,860</b>	<b>7,710</b>		<b>28,570</b>		<b>TOTAL DE MARCHANDISE</b>
GYPSUM	LIBER	39,961			39,961	LIBER	GYPSE
SALT	U K CAN			60,000 312,039	60,000 312,039	R U CAN	SEL
<b>COMMODITY TOTAL</b>				<b>17,000</b>	<b>17,000</b>		<b>TOTAL DE MARCHANDISE</b>
CRUDE NON-MET. MIN. NES	OTHER	2			2	AUTRE	MIN. NON-MET. BRUTS NDA
CORDAGE, TWINE, ROPE	DENMK GER GREEK NETH OTHER			10 8 1,172 97 14	10 20 1,772 97 2,251	DANMK ALL GRECQ P.BAS AUTRE	CORDAGE, FICELLE, CORDE
<b>COMMODITY TOTAL</b>		<b>2,237</b>	<b>1,172</b>	<b>129</b>	<b>4,150</b>		<b>TOTAL DE MARCHANDISE</b>
JUTE WOVEN FABRICS	GREEK OTHER		9		9 3	GRECQ AUTRE	TISSUS DE JUTE
<b>COMMODITY TOTAL</b>		<b>3</b>	<b>9</b>		<b>12</b>		<b>TOTAL DE MARCHANDISE</b>
TEXTILE FAB. MTL NES	OTHER	42			42	AUTRE	OUVR. EN MAT. TEXT. NDA
ORGANIC CHEMICALS NES	OTHER	1			1	AUTRE	PROD. CHIM. ORGAN. NDA
FUEL OIL	LIBER	23,126			23,126	LIBER	MAZOUT
GLASS BASIC PRODUCTS	OTHER	23			23	AUTRE	OUVR. DE BASE EN VERRE
NON-MET. MIN. BASIC PROD	OTHER	1			1	AUTRE	PROD. MIN. NON-MET. BASE
PERSONAL, HSEHOLD GOODS	DENMK GREEK NETH OTHER			1 11 6 1	1 11 6 41	OANMK GRECQ P.BAS AUTRE	ART. PERS. ET MENAGERS
<b>COMMODITY TOTAL</b>		<b>40</b>	<b>11</b>		<b>59</b>		<b>TOTAL DE MARCHANDISE</b>
CONTAINERS, CLOSURES	GER OTHER			5 12 17	5 18 23	ALL AUTRE	CONTENEURS, FERMETURES
<b>COMMODITY TOTAL</b>		<b>6</b>		<b>17</b>	<b>23</b>		<b>TOTAL DE MARCHANDISE</b>
MISC. END PRODUCTS NES	OTHER	1			1	AUTRE	PRODUITS FINIS DIV. NDA
GENERAL CARGO	DENMK GER NETH OTHER			1 18 15 12	1 18 15 46	DANMK ALL P.BAS AUTRE	MARCHANDISES DIVERSES
<b>COMMODITY TOTAL</b>		<b>12</b>		<b>34</b>	<b>46</b>		<b>TOTAL DE MARCHANDISE</b>
<b>COUNTRY/REGION TOTAL</b>		<b>67,349*</b>	<b>40,456*</b>	<b>413,121*</b>	<b>520,926*</b>		<b>TOTAL DE PAYS/REGION</b>

TABLE 2. CARGOES UNLOADED AT CANADIAN PORTS FROM FOREIGN COUNTRIES.

TABLEAU 2. MARCHANDISES DECHARGEES DANS LES PORTS CANADIENS EN PROVENANCE DE PAYS ETRANGERS.

COUNTRY OF ORIGIN AND KIND OF CARGO	REGISTRY OF VESSEL	ATLANTIC ATLANTIQUE	GREAT LAKES GRANDS LACS	PACIFIC PACIFIQUE	TOTAL TOTAL	IMMATIC. DU NAVIRE	PAYS D'ORIGINE ET MARCHANDISE
<b>NETH. ANTILLES</b>							
CRUDE PETROLEUM	LIBER	23,342			23,342	LIBER	ANTILLES NEERL
	OTHER		15,680		15,680	AUTRE	PETROLE BRUT
COMMODITY TOTAL		23,342	15,680		39,022		TOTAL DE MARCHANDISE
SAND AND GRAVEL	PANAM	66			66	PANAM	SABLE ET GRAVIERS
GASOLINE	GREEK	7,271			7,271	GRECQ	ESSENCE
	LIBER	12,242			12,242	LIBER	
	PANAM	24,017			24,017	PANAM	
	U S A	9,923			9,923	E-U	
COMMODITY TOTAL		53,453			53,453		TOTAL DE MARCHANDISE
FUEL OIL	U K	364,726	135,031		499,757	R U	MAZOUT
	GER	55,865			55,865	ALL	
	GREEK	217,725			217,725	GRECQ	
	ITALY	76,063			76,063	ITAL	
	NETH		4,065		4,065	P.BAS	
	NORW	114,095			114,095	NORV	
	LIBER	445,142	51,732		496,874	LIBER	
	PANAM	237,415		25,800	263,215	PANAM	
	U S A	66,799			66,799	E-U	
	OTHER	144,014	8,033		152,047	AUTRE	
COMMODITY TOTAL		1,721,844	198,861	25,800	1,946,505		TOTAL DE MARCHANDISE
ASPHALTS,ROAD OILS	LIBER	7,749			7,749	LIBER	ASPHALTE,BITUME LIQD.
PETROL.COAL PRCD.NES	PANAM	19,413			19,413	PANAM	DERIVE PETR.CHARB.NDA
PERSONAL,HSEHOLD GOODS	GREEK	1			1	GRECQ	ART.PERS.ET MENAGERS
COUNTRY/REGION TOTAL		1,825,868*	214,541*	25,800*	2,066,209*		TOTAL DE PAYS/REGION
<b>NICARAGUA</b>							
COFFEE	OTHER			371	371	AUTRE	CAFE
SPICES	GER			7	7	ALL	EPICES
OIL SEEDS,NUTS NES	DENMK			15	15	DANMK	GRAINES,NOIX OLEAG.NDA
	OTHER			93	93	AUTRE	
COMMODITY TOTAL				108	108		TOTAL DE MARCHANDISE
LCGS	OTHER			6	6	AUTRE	BILLES
TEXTILE FIBRES NES	OTHER			170	170	AUTRE	FIBRES TEXTILES NDA
TEXTILE FAB.MTL NES	GER			25	25	ALL	OUVR.EN MAT.TEXT.NDA
GENERAL CARGO	ITALY			75	75	ITAL	MARCHANDISES DIVERSES
COUNTRY/REGION TOTAL		*	*	762*	762*		TOTAL DE PAYS/REGION
<b>PANAMA</b>							
MEAT,FRESH OR FROZEN	NORW			7	7	NORV	VIANDE,FRAICHE / CONG.
FISH,FRESH OR FROZEN	NETH	4,781			4,781	P.BAS	POISSON,FRAIS OU CONG.
	OTHER	610			618	AUTRE	
COMMODITY TOTAL		5,391		8	5,399		TOTAL DE MARCHANDISE
FISH,SALTED OR CURED	OTHER			7	7	AUTRE	POISSON,SALE OU FUME
APPLES	U S A			12	12	E-U	POMMES
BANANAS AND PLANTAINS	OTHER	600			600	AUTRE	BANANES ET PLANTAINS
FRESH FRUITS,BERRIES	U S A			24	24	E-U	FRUITS, BAIES FRAIS
RAW SUGAR	U K	16,312			16,312	R U	SUCRE BRUT
DYESTUFF,PIGMENT,PAINT	OTHER	9			9	AUTRE	MAT.COLOR.PIG. PEINTURE
FUEL OIL	U K			21,920	21,920	R U	MAZOUT
	NETH			39,021	39,021	P.BAS	
COMMODITY TOTAL				60,941	60,941		TOTAL DE MARCHANDISE
METAL FAB.BASIC PROD.	OTHER			54	54	AUTRE	OUVR.DE BASE EN METAL
PERSONAL,HSEHOLD GOODS	ITALY			3	3	ITAL	ART.PERS.ET MENAGERS
COUNTRY/REGION TOTAL		22,312*	*	61,056*	83,368*		TOTAL DE PAYS/REGION
<b>PUERTO RICO</b>							
FISH,FRESH OR FROZEN	NETH	384			384	P.BAS	POISSON,FRAIS OU CONG.
	OTHER	377			377	AUTRE	
COMMODITY TOTAL		761			761		TOTAL DE MARCHANDISE
FISH,SALTED OR CURED	NORW	9			9	NORV	POISSON,SALE OU FUME
FRUIT PULP, PUREE	NORW	40			40	NORV	PULPE DE FRUIT, PUREE
FRUIT,PRES.NOT CANNED	GER		3		3	ALL	CONS. FRUITS NON BOITE
DIST.ALCOHOLIC BEV.	GER	38			38	ALL	BOISS.ALCOOL.OIST.
	NORW	4			4	NORV	
COMMODITY TOTAL		42			42		TOTAL DE MARCHANDISE
OIL SEEDS,NUTS NES	OTHER			15	15	AUTRE	GRAINES,NOIX OLEAG.NDA
TEXTILE FAB.MTL NES	NORW	6			6	NORV	OUVR.EN MAT.TEXT.NDA
ORGANIC CHEMICALS NES	ITALY	10,378	8,988		19,366	ITAL	PROD.CHIM.ORGAN.NDA
	NORW		4,200		4,200	NORV	
	OTHER	13,979			13,979	AUTRE	
COMMODITY TOTAL		24,357	13,188		37,545		TOTAL DE MARCHANDISE
PETROL.COAL PRCD.NES	GREEK	21,000			21,000	GRECQ	DERIVE PETR.CHARB.NDA
	NORW	31,365			31,365	NORV	
	SWEDN	20,048			20,048	SUEDE	
COMMODITY TOTAL		72,413			72,413		TOTAL DE MARCHANDISE
MACHINERY NES	NORW	52			52	NORV	MACHINES NDA
GENERAL CARGO	GER	39			39	ALL	MARCHANDISES DIVERSES
CONTAINERIZED FREIGHT	NORW	136			136	NORV	FRET CONTENEURESE
COUNTRY/REGION TOTAL		97,855*	13,191*	15*	111,061*		TOTAL DE PAYS/REGION



TABLE 2. CARGOES UNLOADED AT CANADIAN PORTS FROM FOREIGN COUNTRIES.

TABLÉAU 2. MARCHANDISES DECHARGÉES DANS LES PORTS CANADIENS EN PROVENANCE DE PAYS ÉTRANGERS.

COUNTRY OF ORIGIN AND KIND OF CARGO	REGISTRY OF VESSEL	ATLANTIC ATLANTIQUE	GREAT LAKES GRANDS LACS	PACIFIC PACIFIQUE	TOTAL TOTAL	IMMATIC. DU NAVIRE	PAYS D'ORIGINE ET MARCHANDISE
<b>U.S. VIRGIN IS</b>							
FUEL OIL	ITALY	76,024			76,024	ITAL	I. VIERGES E-U
	NORW	21,169			21,169	NORV	MAZOUT
	LIBER	34,940			34,940	LIBER	
COMMODITY TOTAL		132,133			132,133		TOTAL DE MARCHANDISE
COUNTRY/REGION TOTAL		132,133*	*	*	132,133*		TOTAL DE PAYS/REGION
<b>GREENLAND</b>							
MACHINERY NES	LIBER	10			10	LIBER	GREENLAND
PERSONAL, HOUSEHOLD GOODS	LIBER	1			1	LIBER	MACHINES NDA ART. PERS. ET MENAGERS
COUNTRY/REGION TOTAL		11*	*	*	11*		TOTAL DE PAYS/REGION
<b>ST. PIERRE-MIQ.</b>							
CATTLE	OTHER	135			135	AUTRE	ST-PIERRE-MIQ.
FISH, FRESH OR FROZEN	OTHER	30			30	AUTRE	BOVINS
SHELL FISH, NES	OTHER	17			17	AUTRE	POISSON, FRAIS OU CONG.
MISC. FOOD PREP. NES	OTHER	1			1	AUTRE	MOLLUSQUES CRUST., NDA DIV. PREP. ALIM. NDA
RAW HIDES AND SKINS	OTHER	22			22	AUTRE	PEAUX ET CUIRS BRUT
PETROL, COAL PROD. NES	OTHER	4			4	AUTRE	DERIVE PETR. CHARB. NDA
WIRE	OTHER	5			5	AUTRE	FIL METALLIQUE
METAL FAB. BASIC PROD.	OTHER	10			10	AUTRE	OUVR. DE BASE EN METAL
MACHINERY NES	U K	54			54	R U	MACHINES NDA
	CAN	1			1	CAN	
	OTHER	6			6	AUTRE	
COMMODITY TOTAL		61			61		TOTAL DE MARCHANDISE
PASS. AUTOS AND CHASSIS	OTHER	1			1	AUTRE	VOITURES PART., CHASSIS
TRUCKS AND CHASSIS	OTHER	6			6	AUTRE	CAMIONS ET CHASSIS
MOTOR VEHICLE ENGINES	OTHER	1			1	AUTRE	MOTEURS DE VEH. AUTOM.
ROAD MOTOR VEH. NES	OTHER	5			5	AUTRE	VEH. AUTOM. ROUTIERS NDA
EQUIPMENT MISC.	OTHER	3			3	AUTRE	MATERIEL DIVERS
PERSONAL, HOUSEHOLD GOODS	OTHER	21			21	AUTRE	ART. PERS. ET MENAGERS
CONTAINERS, CLOSURES	OTHER	160			160	AUTRE	CONTENEURS, FERMETURES
GENERAL CARGO	OTHER	1			1	AUTRE	MARCHANDISES DIVERSES
COUNTRY/REGION TOTAL		483*	*	*	483*		TOTAL DE PAYS/REGION
<b>U S HAWAII</b>							
APPLES	DENMK			728	728	DANMK	E-U HAWAII
FRESH FRUITS, BERRIES	DENMK			728	728	DANMK	POMMES
PEANUTS	DENMK			1	1	DANMK	FRUITS, BAIES FRAIS CACAHUETES
NUTS, EXC. OIL NUTS NES	U K			1	1	R U	NOIX, SAUF OLEAG. NDA
VEGETABLE PREP. NES	U K			2	2	R U	PREP. DE LEGUMES NDA
MISC. FOOD PREP. NES	U K			4	4	R U	DIV. PREP. ALIM. NDA
	DENMK			7	7	DANMK	
COMMODITY TOTAL				11	11		TOTAL DE MARCHANDISE
METAL FAB. BASIC PROD.	SWEDN			1	1	SUEDE	OUVR. DE BASE EN METAL
PERSONAL, HOUSEHOLD GOODS	U K			3	3	R U	ART. PERS. ET MENAGERS
CONTAINERS, CLOSURES	SWEDN			5	5	SUEDE	CONTENEURS, FERMETURES
GENERAL CARGO	U K			10	10	R U	MARCHANDISES DIVERSES
COUNTRY/REGION TOTAL		*	*	1,490*	1,490*		TOTAL DE PAYS/REGION
<b>U S ALASKA</b>							
MISC. FOOD PREP. NES	U K			5	5	R U	E-U ALASKA
ASBESTOS	CAN			8,377	8,377	CAN	DIV. PREP. ALIM. NDA
SAND AND GRAVEL	U S A			60	60	E-U	AMIANTE
LUMBER AND TIMBER	CAN			3,168	3,168	CAN	SABLE ET GRAVIERS
VENEER, PLYWOOD	U S A			1,440	1,440	E-U	BOIS D'OEUVRE ET CHARP.
PULP	U S A			159,300	159,300	E-U	PLACAGES, CONTRE-PLAQ. PATE
EXPLOS., FUSES, CAPS	U S A			380	380	E-U	EXPLOS., AMORCES, DET.
LEAD AND ALLOYS	CAN			180	180	CAN	PLOMB ET ALLIAGES
ZINC AND ALLOYS	CAN			265	265	CAN	ZINC ET ALLIAGES
TRACTORS	CAN			58	58	CAN	TRACTEURS
MACHINERY NES	LIBER			57	57	LIBER	MACHINES NDA
	CAN			144	144	CAN	
	U S A			798	798	E-U	
COMMODITY TOTAL				999	999		TOTAL DE MARCHANDISE
PASS. AUTOS AND CHASSIS	CAN			17	17	CAN	VOITURES PART., CHASSIS
TRUCKS AND CHASSIS	CAN			48	48	CAN	CAMIONS ET CHASSIS
	U S A			28	28	E-U	
COMMODITY TOTAL				76	76		TOTAL DE MARCHANDISE
ROAD MOTOR VEH. NES	CAN			25	25	CAN	VEH. AUTOM. ROUTIERS NDA
SHIPS, AIRCRAFT, MIS. VEH	CAN			3	3	CAN	NAVIRES, AVIONS, VEH. DIV
CONTAINERS, CLOSURES	CAN			18	18	CAN	CONTENEURS, FERMETURES
MISC. END PRODUCTS NES	U S A			79	79	E-U	PRODUITS FINIS DIV. NDA
GENERAL CARGO	CAN			19	19	CAN	MARCHANDISES DIVERSES
CONTAINERIZED FREIGHT	CAN			170,573	170,573	CAN	FRET CONTENEURESE
COUNTRY/REGION TOTAL		*	*	345,042*	345,042*		TOTAL DE PAYS/REGION

TABLE 2. CARGOES UNLOADED AT CANADIAN PORTS FROM FOREIGN COUNTRIES.

TABLEAU 2. MARCHANDISES DECHARGEES DANS LES PORTS CANADIENS EN PROVENANCE DE PAYS ETRANGERS.

COUNTRY OF ORIGIN AND KIND OF CARGO	REGISTRY OF VESSEL	ATLANTIC ATLANTIQUE	GREAT LAKES GRANDS LACS	PACIFIC PACIFIQUE	TOTAL TOTAL	IMMATIC. DU NAVIRE	PAYS D'ORIGINE ET MARCHANDISE
U S PACIFIC							E-U PACIFIQUE
LIVE ANIMALS, NES	U S A			1	1	E-U	ANIMAUX VIVANTS, NDA
MEAT, FRESH OR FROZEN	U K			213	213	R U	VIANDE, FRAICHE / CDNG.
	U S A			3	3	E-U	
COMMODITY TOTAL				216	216		TOTAL DE MARCHANDISE
SHELL FISH, NES	U S A			5	5	E-U	MOLLUSQUES CRUST., NDA
DAIRY PROD., EGGS, HONEY	U S A			1	1	E-U	PROD. LAIT., OEUFS, MIEL
CORN	CAN			2,157	2,157	CAN	MAIS
	U S A			1	1	E-U	
COMMODITY TOTAL				2,158	2,158		TOTAL DE MARCHANDISE
CEREALS UNMILLED, NES	U S A			7	7	E-U	CEREALES NON MOUL., NDA
WHEAT FLOUR	CAN			53	53	CAN	FARINE DE BLE
	U S A			4	4	E-U	
COMMODITY TOTAL				57	57		TOTAL DE MARCHANDISE
BAKERY PROD., INC., FRDZEN	U S A			111	111	E-U	PROD. BOUL., PROD. CONG.
APPLES	NORV			470	470	NORV	POMMES
FRESH FRUITS, BERRIES	U S A			2	2	E-U	FRUITS, BAIES FRAIS
DRIED FRUITS	NETH			1,419	1,419	P. BAS	FRUITS SECS
FRUIT JUICES	U S A			19	19	E-U	JUS DE FRUIT
FRUITS, PREP., CANNED	U S A			1	1	E-U	FRUITS PREP. EN BOITE
NUTS, EXC. OIL NUTS NES	ITALY			2	2	ITAL	NOIX, SAUF OLEAG. NDA
	NORV			17	17	NORV	
	OTHER			7,040	7,040	AUTRE	
COMMODITY TOTAL				7,059	7,059		TOTAL DE MARCHANDISE
POTATOES	CAN			125	125	CAN	POMMES DE TERRE
VEGETABLES, FRESH	U S A			1	1	E-U	LEGUMES, FRAIS
VEGETABLES, DRIED	U S A			1	1	E-U	LEGUMES, SECS
SYRUP	U S A			2	2	E-U	SIROP
SUGAR PREPARATIONS	U S A			1	1	E-U	PREP. A BASE DE SUCRE
COFFEE	NORV			92	92	NORV	CAFE
	OTHER			211	211	AUTRE	
COMMODITY TOTAL				303	303		TOTAL DE MARCHANDISE
TEA	NORV			6	6	NORV	THE
MISC. FOOD PREP., NES	ITALY			39	39	ITAL	DIV. PREP. ALIM. NDA
	U S A			2	2	E-U	
COMMODITY TOTAL				41	41		TOTAL DE MARCHANDISE
OIL SEED MEAL, CAKE NES	ITALY			35	35	ITAL	FAR. TOUR. OLEAG. NDA
NON-ALCOHOLIC BEVERAGE	ITALY			7	7	ITAL	BOISSONS NON-ALCOOLIC.
WINES	ITALY			87	87	ITAL	VINS
DIST. ALCOHOLIC BEV.	NORV			16	16	NORV	BOISS. ALCOOL. DIST.
CRUDE ANIMAL PROD., NES	U S A			2	2	E-U	PR. BRUTS ORIG. ANIM. NDA
SEEDS FOR SOWING NES	U S A			1	1	E-U	GRAINES DE SEMENCE NDA
NURSERY, GREENHOUSE STOCK	U S A			19	19	E-U	PROD. PEPINIERE, SERRE
RUBBER, ALLIED GUMS, NAT	NETH			421	421	P. BAS	CACOUTHOUC GOMMES NAT.
	U S A			1	1	E-U	
COMMODITY TOTAL				422	422		TOTAL DE MARCHANDISE
CRUDE VEG. PROD., NES	ITALY			6	6	ITAL	PR. BRUTS ORIG. VEG. NDA
	NORV			3	3	NORV	
	CAN			54	54	CAN	
COMMODITY TOTAL				63	63		TOTAL DE MARCHANDISE
LOGS	CAN			156,804	156,804	CAN	BILLES
	U S A			159,751	159,751	E-U	
COMMODITY TOTAL				316,555	316,555		TOTAL DE MARCHANDISE
BCLTS, ROUND TIMBER	CAN			343	343	CAN	BILLOTS, BOIS ROUNDS
PULPWOOD	CAN			163,250	163,250	CAN	BOIS A PATE
SLAG, DROSS, BY-PRODUCTS	CAN			25,844	25,844	CAN	POUS. GUEUL. SCOR. PROD.
CLAY MATERIALS NES	U S A			25	25	E-U	MATIERES ARGIL. NDA
SAND AND GRAVEL	CAN			538,996	538,996	CAN	SABLE ET GRAVILERS
	U S A			2	2	E-U	
COMMODITY TOTAL				538,998	538,998		TOTAL DE MARCHANDISE
STONE, CRUDE NES	U S A			2	2	E-U	PIERRE BRUTE NDA
SALT	NORV			3,639	3,639	NORV	SEL
	CAN			90,451	90,451	CAN	
COMMODITY TOTAL				94,090	94,090		TOTAL DE MARCHANDISE
CRUDE NON-MET. MIN. NES	CAN			41	41	CAN	MIN. NON-MET. BRUTS NDA
WASTE AND SCRAP NES	NORV			6	6	NORV	DECHETS ET REBUTS NDA
	CAN			20,964	20,964	CAN	
	U S A			106	106	E-U	
COMMODITY TOTAL				21,072	21,072		TOTAL DE MARCHANDISE
RUBBER FAB. MATERIALS	U S A			37	37	E-U	DEMI-PROD. CACOUTHOUC
LUMBER AND TIMBER	U K			4,770	4,770	R U	BDIS DDEUVRE ET CHARP.
	CAN			564	564	CAN	
	U S A			15,241	15,241	E-U	
COMMODITY TOTAL				20,575	20,575		TOTAL DE MARCHANDISE
FLOORING	U S A			26	26	E-U	LAMES POUR PARQUET
VENEER, PLYWOOD	CAN			430	430	CAN	PLACAGES, CONTRE-PLAQ.
WOOD FAB. MATERIALS	U S A			1	1	E-U	DEMI-PRODUITS EN BDIS
PULP	U S A			72,730	72,730	E-U	PATE
PAPER NES	CAN			21	21	CAN	PAPIER NDA
	U S A			18	18	E-U	
COMMODITY TOTAL				39	39		TOTAL DE MARCHANDISE
BLDG. PAPER AND BOARD	CAN			522	522	CAN	PLAQ. CONSTR., PAP/CART.

TABLE 2. CARGOES UNLOADED AT CANADIAN PORTS FROM FOREIGN COUNTRIES.

TABLEAU 2. MARCHANDISES DECHARGEES DANS LES PORTS CANADIENS EN PROVENANCE DE PAYS ETRANGERS.

COUNTRY OF ORIGIN AND KIND OF CARGO	REGISTRY OF VESSEL	ATLANTIC ATLANTIQUE	GREAT LAKES GRANDS LACS	PACIFIC PACIFIQUE	TOTAL TOTAL	IMMATIC. DU NAVIRE	PAYS D,ORIGINE ET MARCHANDISE
U S PACIFIC CONT.							E-U PACIFIQUE SUITE
VEG.OILS,FATS NES	U S A			2	2	E-U	HUIL.MAT.GRAS.VEG.NDA
OILS,FATS,WAXES NES	NORW			5	5	NORV	HUIL.MAT.GRAS.CIRE NDA
	CAN			46	46	CAN	
COMMODITY TOTAL				51	51		TOTAL DE MARCHANDISE
SULPHURIC ACID	CAN			215	215	CAN	ACIDE SULFURIQUE
METALLIC SALTS	GER			6,539	6,539	ALL	SELS METALLIQUES
	NORW			7,374	7,374	NORV	
	CAN			512	512	CAN	
COMMODITY TOTAL				14,425	14,425		TOTAL DE MARCHANDISE
INORGANIC CHEMS. NES	CAN			11,168	11,168	CAN	PROD.CHIM.INORG.NDA
	U S A			8	8	E-U	
COMMODITY TOTAL				11,176	11,176		TOTAL DE MARCHANDISE
ORGANIC CHEMICALS NES	CAN			2,597	2,597	CAN	PROD.CHIM.ORGAN.NDA
	U S A			59	59	E-U	
COMMODITY TOTAL				2,656	2,656		TOTAL DE MARCHANDISE
FERTILIZERS NES	U S A			5	5	E-U	ENGRAIS CHIMIQUE NDA
AGRICULTURAL CHEMICALS	U S A			13	13	E-U	PROD.CHIM.AGRICOLES
SYNTHETIC RUBBER	U S A			3	3	E-U	CAOUTCHOUC SYNTHETIQUE
PLASTIC MATERIALS	U S A			52	52	E-U	MATIERES PLASTIQUES
DYESTUFF,PIGMENT,PAINT	U S A			102	102	E-U	MAT.COLOR.PIG.PEINTURE
CHEM.SPECIALTIES NES	U S A			18	18	E-U	PROD.CHIM.SPECIALS NDA
GASOLINE	CAN			24	24	CAN	ESSENCE
FUEL OIL	NORW			147,304	147,304	NORV	MAZOUT
	LIBFR			18,032	18,032	LIBER	
	CAN			237,835	237,835	CAN	
	U S A			145,802	145,802	E-U	
COMMODITY TOTAL				548,973	548,973		TOTAL DE MARCHANDISE
LUBRICATING OIL,GREASE	CAN			30	30	CAN	HUILE,GRAISSE LUBRIF.
	U S A			10	10	E-U	
COMMODITY TOTAL				40	40		TOTAL DE MARCHANDISE
COKE	GER			5,013	5,013	ALL	COKE
PETROL.COAL PROD.NES	CAN			540	540	CAN	DERIVE PETR.CHARB.NDA
	U S A			2	2	E-U	
COMMODITY TOTAL				542	542		TOTAL DE MARCHANDISE
PRIMARY IRON,STEEL NES	CAN			1,434	1,434	CAN	FER,ACIER PRIMAIR.NDA
CASTINGS,FORGINGS	CAN			294	294	CAN	MOUL.PIECES FORGEES
	U S A			18	18	E-U	
COMMODITY TOTAL				312	312		TOTAL DE MARCHANDISE
PLATE & SHEET STEEL	CAN			2,092	2,092	CAN	TOLES,FEUILLES DACIER
	U S A			49	49	E-U	
COMMODITY TOTAL				2,141	2,141		TOTAL DE MARCHANDISE
STRUCTURAL SHAPES	U S A			327	327	E-U	PROFILES DE CONSTRUCT.
PIPES,TUBES:IRON,STEEL	U S A			22	22	E-U	TUYAUX,TUBES:FER,ACIER
WIRE	CAN			33	33	CAN	FIL METALLIQUE
	U S A			30	30	E-U	
COMMODITY TOTAL				63	63		TOTAL DE MARCHANDISE
ZINC AND ALLOYS	CAN			410	410	CAN	ZINC ET ALLIAGES
NON-FERROUS METALS NES	ITALY			3	3	ITAL	METAUX NON-FERREUX NDA
METAL FAB.BASIC PROD.	ITALY			2	2	ITAL	OUVR.DE BASE EN METAL
	NORW			2	2	NORV	
	SWEDN			4	4	SUEDE	
	U S A			114	114	E-U	
COMMODITY TOTAL				122	122		TOTAL DE MARCHANDISE
BUILDING BRICK, CLAY	U S A			10	10	E-U	BRIQ.A BATIR ARGILE
CEMENT	CAN			5,500	5,500	CAN	CIMENT
	U S A			1	1	E-U	
COMMODITY TOTAL				5,501	5,501		TOTAL DE MARCHANDISE
CEMENT BASIC PROD.	U S A			8	8	E-U	OUVR.DE BASE CIMENT
LIME	CAN			151	151	CAN	CHAUX
NON-MET.MIN.BASIC PROD	CAN			238	238	CAN	PROD.MIN.NON-MET.BASE
	U S A			16	16	E-U	
COMMODITY TOTAL				254	254		TOTAL DE MARCHANDISE
MISC.FABRICATED PROD.	CAN			61	61	CAN	OUVRAGES DIVERS
	U S A			10	10	E-U	
COMMODITY TOTAL				71	71		TOTAL DE MARCHANDISE
MACHINERY NES	ITALY			27	27	ITAL	MACHINES NDA
	CAN			55	55	CAN	
	U S A			158	158	E-U	
COMMODITY TOTAL				240	240		TOTAL DE MARCHANDISE
PASS.AUTOS AND CHASSIS	NORW			1,960	1,960	NORV	VOITURES PART.,CHASSIS
MOTOR VEHICLE ENGINES	NORW			1	1	NORV	MOTEURS DE VEH.AUTOM.
RUBBER TIRES AND TUBES	U S A			2	2	E-U	PNEUS. CHAMBRES A AIR
EQUIPMENT MISC.	ITALY			32	32	ITAL	MATERIEL DIVERS
	CAN			1,039	1,039	CAN	
	U S A			20	20	E-U	
COMMODITY TOTAL				1,091	1,091		TOTAL DE MARCHANDISE
PERSONAL,HOUSEHOLD GOODS	ITALY			2	2	ITAL	ART.PERS.ET MENAGERS
	CAN			11	11	CAN	
	U S A			143	143	E-U	
COMMODITY TOTAL				156	156		TOTAL DE MARCHANDISE
FIREARMS,AMMUNITION	U S A			278	278	E-U	ARMES A FEU,MUNITIONS
CONTAINERS,CLOSURES	NORW			23	23	NORV	CONTENEURS,FERMETURES
	SWEDN			16	16	SUEDE	
	CAN			131	131	CAN	
	U S A			25	25	E-U	
COMMODITY TOTAL				203	203		TOTAL DE MARCHANDISE

TABLE 2. CARGOES UNLOADED AT CANADIAN PORTS FROM FOREIGN COUNTRIES.

TABLEAU 2. MARCHANDISES DECHARGEES DANS LES PORTS CANADIENS EN PROVENANCE DE PAYS ETRANGERS.

COUNTRY OF ORIGIN AND KIND OF CARGO	REGISTRY OF VESSEL	ATLANTIC ATLANTIQUE	GREAT LAKES GRANDS LACS	PACIFIC PACIFIQUE	TOTAL TOTAL	IMMATIC. DU NAVIRE	PAYS D'ORIGINE ET MARCHANDISE
U S PACIFIC CONT. MISC. END PRODUCTS NES	ITALY NORW U S A			3 2 432	3 2 432	ITAL NORV E-U	E-U PACIFIQUE SUITE PRODUITS FINIS DIV.NDA
COMMODITY TOTAL GENERAL CARGO	NORW CAN U S A			471 7,770 724	471 7,770 724	NORV CAN E-U	TOTAL DE MARCHANDISE MARCHANDISES DIVERSES
COMMODITY TOTAL CONTAINERIZED FREIGHT	CAN U S A OTHER			8,965 4,700 2	8,965 4,700 2	CAN E-U AUTRE	TOTAL DE MARCHANDISE FRET CONTENEURESE
COMMODITY TOTAL		85 85		4,702	4,787		TOTAL DE MARCHANDISE
COUNTRY/REGION TOTAL		85*	* 1,879,418*	1,879,503*			TOTAL DE PAYS/REGION
U S GRT. LAKES MEAT,FRESH OR FROZEN	CAN U S A		10 58		10 58	CAN E-U	E-U GR. LACS VIANDE,FRAICHE / CONG. POISSON EN BOITES
FISH,CANNED	CAN		128		128	CAN	BEURRE
BUTTER	CAN		59,206		180,592	CAN	ORGE
BARLEY	LIBER		3,940		3,940	LIBER	MAIS
CCRA	CAN U S A		144,797 7,840		1,070,923 23,840	CAN E-U	
COMMODITY TOTAL			152,637		1,098,703		TOTAL DE MARCHANDISE
WHEAT	CAN		38,454		738,865	CAN	BLE FARINE DE BLE
WHEAT FLOUR	U K CAN		40 80		40 80	R U CAN	
COMMODITY TOTAL			120		120		TOTAL DE MARCHANDISE
MACARONI,CEREAL PROD.	GER		70		70	ALL	PATES ALIM.PROD.CEREAL
VEGETABLES, FRESH	CAN		10,500		10,500	CAN	LEGUMES, FRAIS
VEGETABLES, DRIED	U K CAN U S A		760 2,081 1,860		760 2,081 1,860	R U CAN E-U	LEGUMES, SECS
COMMODITY TOTAL			4,701		4,701		TOTAL DE MARCHANDISE
VEGETABLE PREP.NES	CAN		20		20	CAN	PREP. DE LEGUMES NDA
MCLASSES, REFINED	U S A	2,500			2,500	E-U	MELASSE, RAFFINEE
SOYA. OIL MEAL, CAKE	GREEK NORW	3,400 1,694			3,400 1,694	GREQC NORV	FARINE TOURT.GR.SOYA
COMMODITY TOTAL		5,094			5,094		TOTAL DE MARCHANDISE
RAW HIDES AND SKINS	U K		33		33	R U	PEAUX ET CUIRS BRUT
FLAXSEED	CAN		23,730		23,730	CAN	GRAINE DE LIN
SOYA BEANS	CAN	296,901	226,115		523,016	CAN	GRAINE DE SOYA
COMMODITY TOTAL	OTHER	296,901	93,214		93,214	AUTRE	TOTAL DE MARCHANDISE
IRON ORE AND CONC	CAN		1,629,677		1,629,677	CAN	MINERAI, CONC. DE FER
ORES AND CONC.NES	OTHER		13,888		13,888	AUTRE	
COMMODITY TOTAL			1,643,565		1,643,565		TOTAL DE MARCHANDISE
IRON AND STEEL SCRAP	U S A		6,000		6,000	E-U	MINERAIS ET CONC.NDA
NON-FERROUS MET.SCRAP	GREEK	1,551	4,312		1,551	GREQC	DECHETS DE FER, D'ACIER
SLAG,DROSS,BY-PRODUCTS	CAN	578	4,312		4,890	CAN	TOTAL DE MARCHANDISE
COAL,BITUMINOUS	U S A	2,129	39		39	CAN	DECHETS METAL.NON FER.
COMMODITY TOTAL	U S A	300,965	72		72	E-U	POUS.CUEUL.SCOR.PROD.
BENTONITE	CAN		16,653,080		16,954,045	CAN	CHARBON BITUMINEUX
DOLMITE	U S A		493,874		493,874	E-U	
CLAY MATERIALS NES	OTHER		681,603		681,603	AUTRE	TOTAL DE MARCHANDISE
SAND AND GRAVEL	CAN	300,965	17,828,557		18,129,522		BENTONITE
LIMESTONE	CAN	32,024	13,500		13,500	CAN	DOLMITE
CRUSHED STONE	CAN	17,450	11,386		28,836	CAN	MATIERES ARGIL.NDA
STONE,CRUDE NES	U S A		3,812		3,812	E-U	TOTAL DE MARCHANDISE
BARYTES,NATURAL	CAN		15,198		32,648		SABLE ET GRAVIERS
GYPNUM	CAN		366,823		366,823	CAN	TOTAL DE MARCHANDISE
SALT	U S A		20,673		20,673	E-U	TOTAL DE MARCHANDISE
CRUDE NON-MET.MIN.NBS	OTHER		9,339		9,339	AUTRE	TOTAL DE MARCHANDISE
WASTE AND SCRAP NES	CAN		396,835		396,835		TOTAL DE MARCHANDISE
LEATHER	U S A		1,363,452		1,363,452	CAN	PIERRE CALCARE
RUBBER FAB.MATERIALS	U S A		189,071		189,071	E-U	TOTAL DE MARCHANDISE
LUMBER AND TIMBER	OTHER		190,140		190,140	AUTRE	PIERRE CONCASSEE
PAPER NES	CAN		1,742,663		1,742,663		PIERRE BRUTE NDA
TEXTILE FAB.MTL NES	CAN		120		120	CAN	BARYTINE NATURELLE
	U S A		3,006		3,006	E-U	GYPSE
	U S A		292		292	CAN	SEL
	CAN		22		22	CAN	TOTAL DE MARCHANDISE
	OTHER	210,906	42,132		253,038	CAN	MIN.NON-MET.BRUTS NDA
		20,640	108,046		128,686	AUTRE	DECHETS ET REBUTS NDA
		231,546	150,178		381,724		CUIR
		59	56		56	CAN	DEMI-PROD.CADUTCHOC
			5		5	CAN	BOIS OEUVRE ET CHARP.
			4		4	CAN	PAPIER NDA
			207		207	CAN	OUVREUR MAT.TEXT.NDA
			174		174	CAN	
			3		3	R U	
			1		1	CAN	

TABLE 2. CARGES UNLOADED AT CANADIAN PORTS FROM FOREIGN COUNTRIES.

TABLEAU 2. MARCHANDISES DECHARGEES DANS LES PORTS CANADIENS EN PROVENANCE DE PAYS ETRANGERS.

COUNTRY OF ORIGIN AND KIND OF CARGO	REGISTRY OF VESSEL	ATLANTIC ATLANTIQUE	GREAT LAKES GRANDS LACS	PACIFIC PACIFIQUE	TOTAL TOTAL	IMMATIC. DU NAVIRE	PAYS D. ORIGINE ET MARCHANDISE
U S GR. LAKES CONT. COMMODITY TOTAL			4		4		E-U GR. LACS SUITE TOTAL DE MARCHANDISE
SOYABEAN OIL	NORW		3,192		3,192	NORV	HUILE DE SOYA
OILS, FATS, WAXES NES	CAN		7		7	CAN	HUIL. MAI. GRAS. CIRE NDA
METALLIC SALTS	U K		260		260	R U	SELS METALLIQUES
	CAN	14,317	45,577		59,894	CAN	
COMMODITY TOTAL		14,317	45,837		60,154		TOTAL DE MARCHANDISE
INORGANIC CHEMS. NES	CAN		40		40	CAN	PROD. CHIM. INORG. NDA
	U S A		12,150		12,150	E-U	
COMMODITY TOTAL			12,190		12,190		TOTAL DE MARCHANDISE
ORGANIC CHEMICALS NES	CAN	4,050	475		4,525	CAN	PROD. CHIM. ORGAN. NDA
	U S A		74,481		74,481	E-U	
COMMODITY TOTAL		4,050	74,956		79,006		TOTAL DE MARCHANDISE
POTASH	CAN		10,000		10,000	CAN	POTASSE
PLASTIC MATERIALS	CAN		122		122	CAN	MATIERES PLASTIQUES
	U S A		68		68	E-U	
COMMODITY TOTAL			190		190		TOTAL DE MARCHANDISE
DYESTUFF, PIGMENT, PAINT	U S A		8		8	E-U	MAT. COLOR. PIG. PEINTURE
CHEM. SPECIALTIES NES	CAN		1,424		1,424	CAN	PROD. CHIM. SPECIAUX NDA
FUEL OIL	LIBER		2,963		2,963	LIBER	MAZDUT
	CAN		4,511		4,511	CAN	
	U S A		52,407		52,407	E-U	
COMMODITY TOTAL			59,881		59,881		TOTAL DE MARCHANDISE
LUBRICATING OIL, GREASE	U S A		2,250		2,250	E-U	HUILE, GRAISSE LUBRIF.
COKE	CAN	428,506	32,486		460,992	CAN	COKE
	U S A		34,601		34,601	E-U	
	OTHER	17,027			17,027	AUTRE	
COMMODITY TOTAL		445,533	67,087		512,620		TOTAL DE MARCHANDISE
COAL TAR, PITCH	CAN	22,752	85		22,837	CAN	GOUDRON, BRAI DE BOUIL.
PETROL, COAL PRODS. NES	CAN		36,945		36,945	CAN	DERIVE PETR. CHARB. NDA
	U S A		16,100		16,100	E-U	
COMMODITY TOTAL			53,045		53,045		TOTAL DE MARCHANDISE
PRIMARY IRON, STEEL NES	GREEK	1,987	3		1,990	GRECQ	FER, ACIER PRIMAIR. NDA
	CAN		34,106		34,106	CAN	
COMMODITY TOTAL		1,987	34,106		36,093		TOTAL DE MARCHANDISE
CASTINGS, FORGINGS	U K		14		14	R U	MOUL. PIECES FORGEES
BAR & RODS, STEEL	CAN	54			54	CAN	BARRES ET TIGES ACIER
PLATE & SHEET STEEL	CAN	529	42,831		43,360	CAN	TOLES, FEUILLES D'ACIER
	U S A		14		14	E-U	
COMMODITY TOTAL		529	42,845		43,374		TOTAL DE MARCHANDISE
STRUCTURAL SHAPES	CAN	54	195		249	CAN	PROFILES DE CONSTRUCT.
RAILS & TRACK MATERIAL	CAN	1,416			1,416	CAN	RAILS, MAT. VOIE FERREE
PIPES, TUBES: IRON, STEEL	JAPAN		8,328		8,328	JAPON	TUYAUX, TUBES: FER, ACIER
	CAN	56	13		69	CAN	
COMMODITY TOTAL		56	8,341		8,397		TOTAL DE MARCHANDISE
WIRE	CAN		41		41	CAN	FIL METALLIQUE
ALUMINUM	U S A		12		12	E-U	ALUMINIUM
COPPER AND ALLOYS	CAN		1		1	CAN	CUIVRE ET ALLIAGES
NON-FERROUS METALS NES	U S A		22		22	E-U	METAUX NON-FERREUX NDA
METAL FAB. BASIC PRODS.	U K		5		5	R U	OUVR. DE BASE EN METAL
	CAN		120		120	CAN	
COMMODITY TOTAL			125		125		TOTAL DE MARCHANDISE
BRICKS, TILES NES	CAN		21		21	CAN	BRIQUES, TUILES NDA
GLASS BASIC PRODUCTS	CAN		41		41	CAN	OUVR. DE BASE EN VERRE
CEMENT	OTHER		8,020		8,020	AUTRE	CIMENT
NON-MET. MIN. BASIC PROD	U K		13		13	R U	PROD. MIN. NON-MET. BASE
	CAN	124	74		198	CAN	
COMMODITY TOTAL		124	87		211		TOTAL DE MARCHANDISE
MISC. FABRICATED PROD.	CAN		34		34	CAN	OUVRAGES DIVERS
	U S A		40		40	E-U	
COMMODITY TOTAL			74		74		TOTAL DE MARCHANDISE
TRACTORS	CAN		961		961	CAN	TRACTEURS
MACHINERY NES	U K		72		72	R U	MACHINES NDA
	GER	200	210		410	ALL	
	CAN		1,685		1,685	CAN	
	U S A		84		84	E-U	
COMMODITY TOTAL		200	2,051		2,251		TOTAL DE MARCHANDISE
PASS. AUTOS AND CHASSIS	CAN		4		4	CAN	VOITURES PART., CHASSIS
MOTOR VEHICLE ENGBS	U K		523		523	R U	MOTEURS DE VEH. AUTOM.
	CAN		4,659		4,659	CAN	
	U S A		9		9	E-U	
COMMODITY TOTAL			5,191		5,191		TOTAL DE MARCHANDISE
EQUIPMENT MISC.	U K		39		39	R U	MATERIEL DIVERS
	CAN		493		493	CAN	
	U S A		25		25	E-U	
COMMODITY TOTAL			557		557		TOTAL DE MARCHANDISE
PERSONAL, HOUSEHOLD GOODS	U K		5		5	R U	ART. PERS. ET MENAGERS
	CAN		188		188	CAN	
	U S A		39		39	E-U	
COMMODITY TOTAL			232		232		TOTAL DE MARCHANDISE
CONTAINERS, CLOSURES	U K	204	78		282	R U	CONTENEURS, FERMETURES
	CAN		302		302	CAN	
	U S A		14		14	E-U	
	OTHER		15		15	AUTRE	
COMMODITY TOTAL		204	409		613		TOTAL DE MARCHANDISE
MISC. ENG PRODUCTS NES	CAN		85		85	CAN	PRODUITS FINIS DIV. NDA

TABLE 2. CARGOES UNLOADED AT CANADIAN PORTS FROM FOREIGN COUNTRIES.

TABLAU 2. MARCHANDISES DECHARGEES DANS LES PORTS CANADIENS EN PROVENANCE DE PAYS ETRANGERS.

COUNTRY OF ORIGIN AND KIND OF CARGO	REGISTRY OF VESSEL	ATLANTIC ATLANTIQUE	GREAT LAKES GRANDS LACS	PACIFIC PACIFIQUE	TOTAL TOTAL	IMMATIC. DU NAVIRE	PAYS D'ORIGINE ET MARCHANDISE
U S GRT. LAKES CONT. GENERAL CARGO CONTAINERIZED FREIGHT	CAN U K GER U S A OTHER	3,519 891 545 10,365 15,320	11 170		11 3,519 1,061 545 10,365 15,490	CAN R U ALL E-U AUTRE	E-U GR. LACS SUITE MARCHANDISES DIVERSES FRET CONTENEURESE
COMMODITY TOTAL			170				TOTAL DE MARCHANDISE
COUNTRY/REGION TOTAL		3,186,915*	22,823,788*		* 26,010,703*		TOTAL DE PAYS/REGION
U S ATL. & GULF MEAT, FRESH OR FROZEN	NORV CAN OTHER	78 352 567			78 352 567	NORV CAN AUTRE	E-U ATL. & GOLFE VIANDE, FRAICHE / CONG.
COMMODITY TOTAL MEAT, CURED	DENMK NORV CAN OTHER	18 24 150 79			18 24 150 79	DANMK NORV CAN AUTRE	TOTAL DE MARCHANDISE VIANDE FUMEE OU SALEE
COMMODITY TOTAL MEAT AND MEAT PREP. NES FISH, FRESH OR FROZEN	NORV CAN U S A	2 43 21			2 43 21	NORV CAN E-U	TOTAL DE MARCHANDISE VIANDES ET PREP. NDA POISSON, FRAIS DU CONG.
COMMODITY TOTAL FISH, SALTED OR CURED FISH, CANNED	U S A U S A	54 3,111			54 3,111	E-U E-U	TOTAL DE MARCHANDISE POISSON, SALE OU FUME POISSON EN BOITES
LOBSTER	U S A	2			2	E-U	HOMARD
SHELL FISH, NES	DENMK NORV U S A	40 240 29			40 240 29	DANMK NORV E-U	MOLLUSQUES CRUST., NDA
COMMODITY TOTAL DAIRY PROD., EGGS, HONEY CEREALS UNMILLED, NES	OTHER CAN OTHER	3 73 44			3 73 44	AUTRE CAN AUTRE	TOTAL DE MARCHANDISE PROD. LAIT., OEUF, MIEL CEREALES NON MOUL., NDA
COMMODITY TOTAL MALT AND MALT FLOUR BAKERY PROD., INC., FROZEN APPLES	CAN CAN DENMK NORV OTHER	1 26 10 17 81			1 26 10 17 81	CAN CAN DANMK NORV AUTRE	TOTAL DE MARCHANDISE MALT ET FARINE DE MALT PROD. BOUL., PROD. CONG. POMMES
COMMODITY TOTAL FRESH FRUITS, BERRIES	NETH CAN OTHER	26 48 696			26 48 696	P. BAS CAN AUTRE	TOTAL DE MARCHANDISE FRUITS, SAIES FRAIS
COMMODITY TOTAL FRUITS, PREP. CANNED	U S A OTHER	8 8			8 8	E-U AUTRE	TOTAL DE MARCHANDISE FRUITS PREP. EN BOITE
COMMODITY TOTAL VEGETABLES, FRESH	NETH CAN	1 6			1 6	P. BAS CAN	TOTAL DE MARCHANDISE LEGUMES, FRAIS
COMMODITY TOTAL VEGETABLES, DRIED	CAN OTHER	6 6			6 6	CAN AUTRE	TOTAL DE MARCHANDISE LEGUMES, SECS
COMMODITY TOTAL VEGETABLE PREP. NES MCLASSES, CRUDE SUGAR PREPARATIONS	CAN U S A CAN OTHER	117 1,875 8 25			117 1,875 8 25	CAN E-U CAN AUTRE	TOTAL DE MARCHANDISE PREP. DE LEGUMES NDA MELASSE, BRUTE PREP. A BASE DE SUCRE
COMMODITY TOTAL MISC. FOOD PREP. NES WINES	CAN NETH OTHER	33 83 8			33 83 8	CAN P. BAS AUTRE	TOTAL DE MARCHANDISE DIV. PREP. ALIM. NDA VINS
COMMODITY TOTAL DIST. ALCOHOLIC BEV.	CAN OTHER	4 2			4 2	CAN AUTRE	TOTAL DE MARCHANDISE BOISS. ALCOOL. DIST.
COMMODITY TOTAL CIGARETTES TOBACCO NES	OTHER NETH CAN OTHER	105 5 7 13			105 5 7 13	AUTRE P. BAS CAN AUTRE	TOTAL DE MARCHANDISE CIGARETTES TABACS NDA
COMMODITY TOTAL SOYA BEANS BOLTS, ROUND TIMBER	CAN GREEK NORV PANAM	10,288 1,628 3,488 3,212			10,288 1,628 3,488 3,212	CAN GRECQ NORV PANAM	TOTAL DE MARCHANDISE GRATINE DE SOYA BILLOTS, BOIS RONDS
COMMODITY TOTAL ALUMINA, BAUXITE ORES	U K GER GREEK ITALY NORV LIBER PANAM OTHER	79,778 30,143 25,466 227,402 139,341 52,751 55,827		18,240 19,682	79,778 30,143 25,466 227,402 139,341 52,751 55,827	R U ALL GRECQ ITAL NORV LIBER PANAM AUTRE	TOTAL DE MARCHANDISE MINERAIS ALUMINE, BAUX.
COMMODITY TOTAL		3,186,915*	22,823,788*	24,922	26,010,703*		TOTAL DE MARCHANDISE

TABLE 2. CARGOES UNLOADED AT CANADIAN PORTS FROM FOREIGN COUNTRIES.

TABLEAU 2. MARCHANDISES DECHARGEES DANS LES PORTS CANADIENS EN PROVENANCE DE PAYS ETRANGERS.

COUNTRY OF ORIGIN AND KIND OF CARGO	REGISTRY OF VESSEL	ATLANTIC ATLANTIQUE	GREAT LAKES GRANDS LACS	PACIFIC PACIFIQUE	TOTAL TOTAL	IMMATIC. DU NAVIRE	PAYS D'ORIGINE ET MARCHANDISE
U S ATL. & GULF CONT. IRON AND STEEL SCRAP	U S A	60			60	E-U	E-U ATL. & GOLFE SUITE
	OTHER	8,319			8,319	AUTRE	DECHETS DE FER, DACIER
COMMODITY TOTAL		8,379			8,379		TOTAL DE MARCHANDISE
CCAL, NES	LIBER CAN	53,781			53,781	LIBER CAN	CHARBON, NDA
COMMODITY TOTAL		270,142			270,142		TOTAL DE MARCHANDISE
CRUDE PETROLEUM	NORW PANAM	323,923			323,923	NORV PANAM	PETROLE BRUT
COMMODITY TOTAL		13,128			13,128		TOTAL DE MARCHANDISE
ASBESTOS	OTHER	47,117			47,117	AUTRE	AMIANTE
STONE, CRUDE NES	OTHER	60,245			60,245	AUTRE	PIERRE BRUTE NOA
PHOSPHATE ROCK	U K	1			1	R U	ROCHE PHOSPHATEE
	GER	35			35	ALL	
	NETH	18,262	1,502	138,916	158,680	P-BAS	
	NORW	88,217			88,217	NORV	
	SWEDN	21,280			21,280	SUEDE	
	LIBER CAN	26,880	6,831	174,297	201,177	LIBER CAN	
	OTHER	589,531	22,980	21,097	610,628	AUTRE	
COMMODITY TOTAL		41,247	22,980	222,129	263,376		TOTAL DE MARCHANDISE
SULPHUR IN ORES	OTHER	785,417	31,313	556,439	1,373,169		SOUFRE EN MINERAL
	GREEK	3,790			3,790	GRECQ	
	NORW	6,720			6,720	NORV	
	LIBER	2,500			2,500	LIBER	
	OTHER	5,860			5,860	AUTRE	
COMMODITY TOTAL		18,870			18,870		TOTAL DE MARCHANDISE
WASTE AND SCRAP NES	U K	299			299	R U	DECHETS ET REBUTS NOA
	NORW	498			498	NORV	
	SWEDN	144			144	SUEDE	
COMMODITY TOTAL		941			941		TOTAL DE MARCHANDISE
RAILWAY TIES	U K	4,881			4,881	R U	TRAVERSES DE CH. FER
	GER	4,100			4,100	ALL	
	NORW	1,952			1,952	NORV	
	LIBER	1,956			1,956	LIBER	
	OTHER	7,507			7,507	AUTRE	
COMMODITY TOTAL		20,396			20,396		TOTAL DE MARCHANDISE
VENEER, PLYWOOD	GER	2,440			2,440	ALL	PLACAGES, CONTRE-PLAQ.
PULP	CAN	7,375			7,375	CAN	PATE
PAPER NES	U K	8			8	R U	PAPIER NDA
	NETH	32			32	P-BAS	
	NORW	141			141	NORV	
	SWEDN	45			45	SUEDE	
	CAN	4			4	CAN	
COMMODITY TOTAL		230			230		TOTAL DE MARCHANDISE
PAPERBOARD	CAN	7			7	CAN	CARTON
TEXTILE FAB. MIL NES	OTHER	5			5	AUTRE	OUVR. EN MAT. TEXT. NDA
METALLIC SALTS	GER	21,557			21,557	ALL	SELS METALLIQUES
	GREEK	3,241			3,241	GRECQ	
	NORW	17,617			17,617	NORV	
	CAN	5,102			5,102	CAN	
COMMODITY TOTAL		47,517			47,517		TOTAL DE MARCHANDISE
INORGANIC CHEMS. NES	U K	25,071			25,071	R U	PROD. CHIM. INORG. NDA
	NETH	19,499			19,499	P-BAS	
	NORW	105,064			105,064	NORV	
	SWEDN	38,463			38,463	SUEDE	
	CAN	8,243			8,243	CAN	
	U S A		6,100		6,100	E-U	
COMMODITY TOTAL		196,340	6,100		202,440		TOTAL DE MARCHANDISE
ORGANIC CHEMICALS NES	NORW	18,070			18,070	NORV	PROD. CHIM. ORGAN. NDA
	OTHER	18			18	AUTRE	
COMMODITY TOTAL		18,088			18,088		TOTAL DE MARCHANDISE
POTASH	GREEK	29,128			29,128	GRECQ	POTASSE
	NORW	5,827			5,827	NORV	
	LIBER	20,852			20,852	LIBER	
	OTHER	10,122			10,122	AUTRE	
COMMODITY TOTAL		65,929			65,929		TOTAL DE MARCHANDISE
FERTILIZERS NES	GER	15,801	6,282		22,083	ALL	ENGRAIS CHIMIQUE NDA
	GREEK	6,555	5,746		12,301	GRECQ	
	NORW	11,533	8,701		20,234	NORV	
	SWEDN		2,600		2,600	SUEDE	
	LIBER		23,391		23,391	LIBER	
	PANAM	13,131			13,131	PANAM	
COMMODITY TOTAL		47,020	46,720		93,740		TOTAL DE MARCHANDISE
PLASTIC MATERIALS	SWEDN	1,497			1,497	SUEDE	MATIERES PLASTIQUES
FUEL OIL	NORW			3,367	3,367	NORV	MAZOUT
	U S A	13,477	7,200		20,677	E-U	
COMMODITY TOTAL		13,477	7,200	3,367	24,044		TOTAL DE MARCHANDISE
LUBRICATING OIL, GREASE	NETH	4			4	P-BAS	HUILE, GRAISSE LUBRIF.
	CAN	3			3	CAN	
	U S A		7,472		7,472	E-U	
	OTHER	12,533			12,533	AUTRE	
COMMODITY TOTAL		12,540	7,472		20,012		TOTAL DE MARCHANDISE

TABLE 2. CARGOES UNLOADED AT CANADIAN PORTS FROM FOREIGN COUNTRIES.

TABLEAU 2. MARCHANDISES DECHARGEES DANS LES PORTS CANADIENS EN PROVENANCE DE PAYS ETRANGERS.

COUNTRY OF ORIGIN AND KIND OF CARGO	REGISTRY OF VESSEL	ATLANTIC ATLANTIQUE	GREAT LAKES GRANDS LACS	PACIFIC PACIFIQUE	TOTAL TOTAL	IMMATIC. DU NAVIRE	PAYS D'ORIGINE ET MARCHANDISE	
U S ATL.& GULF CONT. COKE	GREEK	19,872			19,872	GRECQ	E-U ATL.&GOLFE SUITE COKE	
	LIBER	59,763			59,763	LIBER		
	PANAM	9,866			9,866	PANAM		
	OTHER	8,342			8,342	AUTRE		
	<b>COMMODITY TOTAL</b>		<b>97,843</b>		<b>97,843</b>			<b>TOTAL DE MARCHANDISE</b>
PETROL.COAL PRCD.NES	NORW		3,371		3,371	NORV	DERIVE PETR.CHARB.NDA	
	SWEDN		2,465		2,465	SUEDE		
	U S A		28,100		28,100	E-U		
	<b>COMMODITY TOTAL</b>		<b>33,936</b>		<b>33,936</b>			<b>TOTAL DE MARCHANDISE</b>
FERRC-ALLOYS BARS AND RODS,STEEL METAL FAB.BASIC PROD.	GREEK	7,434			7,434	GRECQ	FERRO-ALLIAGES BARRES ET TIGES ACIER OUVR.DE BASE EN METAL	
	DENMK	1,269			1,269	DANMK		
	U K				48	R U		
	NORW				25	NORV		
	OTHER				2	AUTRE		
COMMODITY TOTAL CEMENT NON-MET.MIN.BASIC PROD MACHINERY NES					73		TOTAL DE MARCHANDISE CIMENT PROD.MIN-NON-MET.BASE MACHINES NDA	
	CAN				4	CAN		
	CAN	1,754			1,754	CAN		
	GER	654			654	ALL		
	GREEK	225			225	GRECQ		
COMMODITY TOTAL MOTOR VEHICLE ENGINES EQUIPMENT MISC.	NETH	675			675	P.BAS	TOTAL DE MARCHANDISE MOTEURS DE VEH.AUTOM. MATERIEL DIVERS	
	NORW	427			427	NORV		
	PANAM	647			647	PANAM		
	CAN	148			148	CAN		
	OTHER	144			144	AUTRE		
	<b>COMMODITY TOTAL</b>		<b>2,920</b>		<b>2,920</b>			<b>TOTAL DE MARCHANDISE</b>
	CAN		3		3	CAN		MOTEURS DE VEH.AUTOM. MATERIEL DIVERS
	U S A		312		312	E-U		
	OTHER		674		674	AUTRE		
	COMMODITY TOTAL PERSONAL,HOUSEHOLD GOODS					986		
DENMK					5	DANMK		
GREEK					4	GRECQ		
CAN					7	CAN		
OTHER					10	AUTRE		
COMMODITY TOTAL CONTAINERS,CLOSURES					26		TOTAL DE MARCHANDISE CONTENEURS,FERMETURES	
	U K		3,103		3,103	R U		
	GER		152		152	ALL		
	NORW		1,653		1,653	NORV		
	SWEDN		830		830	SUEDE		
	CAN		267		267	CAN		
	U S A		1		1	E-U		
	OTHER		174		174	AUTRE		
	<b>COMMODITY TOTAL</b>		<b>6,180</b>		<b>6,180</b>			<b>TOTAL DE MARCHANDISE</b>
	MISC. END PRODUCTS NES	NETH				8		P.BAS
NORW					119	NORV		
CAN					9	CAN		
OTHER					314	AUTRE		
<b>COMMODITY TOTAL</b>			<b>450</b>		<b>450</b>		<b>TOTAL DE MARCHANDISE</b>	
GENERAL CARGO	DENMK				549	DANMK	MARCHANDISES DIVERSES	
	CAN				23	CAN		
	OTHER				542	AUTRE		
	<b>COMMODITY TOTAL</b>		<b>1,114</b>		<b>1,114</b>			<b>TOTAL DE MARCHANDISE</b>
CONTAINERIZED FREIGHT	JAPAN				148	JAPON	FRET CONTENEURESE	
	OTHER				6	AUTRE		
COMMODITY TOTAL					148		TOTAL DE MARCHANDISE	
COUNTRY/REGION TOTAL		2,388,140*	132,741*	597,949*	3,118,830*		TOTAL DE PAYS/REGION	
GRAND TOTAL		38,165,428**	24,971,426**	5,223,819**	68,360,673**		TOTAL GLOBAL	



TABLE 3. CARGOES LOADED AT CANADIAN PORTS FOR FOREIGN COUNTRIES, BY COMMODITY AND GEOGRAPHIC AREA.

TABLEAU 3. MARCHANDISES CHARGÉES DANS LES PORTS CANADIENS AUX PAYS ÉTRANGERS, PAR MARCHANDISE ET RÉGION GÉOGRAPHIQUE.

COMMODITY	ATLANTIC ATLANTIQUE	GREAT LAKES GRANDS LACS	PACIFIC PACIFIQUE	TOTAL TOTAL	MARCHANDISES
CATTLE	3,499			3,499	BOVINS
LIVE ANIMALS, NES	425			425	ANIMAUX VIVANTS, NDA
MEAT, FRESH OR FROZEN	4,941	1,048	3,609	9,598	VIANDE, FRAICHE / CONG.
MEAT, CURED	1,925	137		2,062	VIANDE FUMÉE OU SALÉE
MEAT AND MEAT PREP. NES	1,665	1,360	66	3,091	VIANDES ET PREP. NDA
FISH, FRESH OR FROZEN	88,775	5	16,179	104,959	POISSON, FRAIS OU CONG.
FISH, SALTED OR CURED	9,921	74	103	10,098	POISSON, SALE OU FUMÉ
FISH, CANNED	5,362	26	2,444	7,832	POISSON EN BOÎTES
LOBSTER	261	1	1	263	HOMARD
SHELL FISH, NES	3,145	7	1,368	4,520	MOLLUSQUES CRUST., NDA
BUTTER	18			18	BEURRE
CHEESE	16	21	1	38	FROMAGE
MILK POWDER	53,235	25	2	53,262	LAIT EN POUDRE
DAIRY PROD. EGGS, HONEY	1,870	7	185	2,062	PROD. LAIT., OEUFS, MIEL
BARLEY	3,345,741	438,890	1,238,993	5,023,624	ORGE
CORN	733,918	9,926	21	743,865	MAÏS
OATS	6,030	105,465	6,297	111,792	AVOINE
RYE	13,144	89,103	147,697	249,944	SEIGLE
WHEAT	9,184,324	267,912	6,196,178	15,648,414	BLÉ
CEREALS UNMILLED, NES	957	4,887	31,461	37,305	CÉRÉALES NON MOUL., NDA
CORN MEAL AND FLOUR	562		170	732	SEMOLLE, FARINE DE MAÏS
MALT AND MALT FLOUR	30,168	16,871	19,207	66,246	MALT ET FARINE DE MALT
WHEAT FLOUR	376,784	17,512	33,536	427,832	FARINE DE BLÉ
CEREALS MILLED, NES	1,179		776	1,955	CÉRÉALES MOULUES, NDA
BAKERY PROD. INC. FROZEN	47	42		89	PROD. BUL., PROD. CONG.
MACARONI, CEREAL PROD.	1,171	24		1,195	PÂTES ALIM. PROD. CÉRÉAL
APPLES	1,754		2,373	4,127	POMMES
FRESH FRUITS, BERRIES	692	18	269	979	FRUITS, BAIES FRAIS
FROZEN FRUITS, BERRIES	37	4		41	FRUITS, BAIES CONGÉLÉS
DRIED FRUITS			83	83	FRUITS SECS
FRUIT JUICES	175		13	188	JUS DE FRUIT
FRUIT, PRES. NOT CANNED	22			22	CONS. FRUITS NON BOÎTE
FRUITS, PREP. CANNED	449	181	17	647	FRUITS PREP. EN BOÎTE
PEANUTS	2			2	CACAHUETES
NUTS, EXC. OIL NUTS NES	70	42		112	NOIX, SAUF OLEAG. NDA
POTATOES	128,351		83	128,434	POMMES DE TERRE
VEGETABLES, FRESH	4,772	137	47	4,956	LEGUMES, FRAIS
VEGETABLES, FROZEN	1,562	25	243	1,830	LEGUMES, CONGÉLÉS
VEGETABLES, DRIED	11,531	14,443	302	26,276	LEGUMES, SECS
VEGETABLE PREP. NES	3,105	535	123	3,763	PREP. DE LEGUMES NDA
SUGAR, NES	8,144	3,073	316	11,533	SUCRE, NDA
MULASSES, REFINED	44			44	MELASSE, RAFFINÉE
SYRUP	147		74	221	SIROP
SUGAR PREPARATIONS	192	118	4	314	PREP. A BASE DE SUCRE
COCOA AND CHOCOLATE		105		105	CACAO ET CHOCOLAT
COFFEE	27	272	8	307	CAFÉ
TEA	887			887	THÉ
SPICES	603	16	7,232	7,851	ÉPICES
VINEGAR	70			70	VINAIGRE
MARGARINE	6			6	MARGARINE
SAUSAGE SKINS, CASINGS	643	104	71	818	BOYAUX A SAUCISSES
MISC. FOOD PREP. NES	7,249	735	2,220	10,204	DIV. PREP. ALIM. NDA
HAY, FORAGE, STRAW	3,230		1,564	4,794	Foin, FOURRAGE, PAILLE
HULLS, SCREENINGS, CHAFF	74	68,191	81,655	149,920	ÉCULURES, CRIBLURES, BAL
BRAN, SHORTS, MIDDINGS	44	8,572		8,616	SON, ISSUES DE CÉRÉALES
GROUND CEREALS NES	3,059	1,665	4,636	9,360	CÉRÉALES MOULUES NDA
SOYA. OIL MEAL, CAKE	126	68,922	200	69,248	FARINE TOURT. GR. SOYA
OIL SEED MEAL, CAKE NES	1,775	21,342	6	23,123	FAR. TOURT. OLEAG. NDA
FEEDS, VEGETABLE ORIGIN	435	784	2,740	3,959	PROD. D'ORIGINE VÉGÉTALE
FEEDS OF ANIMAL ORIGIN	9,095			9,095	PROD. D'ORIGINE ANIMALE
CONC. COMPLETE FEEDS	14,458	160,549	270,374	445,381	CONC., PROD. COMPLÈTES
NON-ALCOHOLIC BEVERAGE	1,143	133		1,276	BOISSONS NON-ALCOOL. LIQ.
ALE, BEER, STOUT, PORTER	90	95	40	225	ALE, BIÈRE, STOUT, PORTER
WINES	3	696	2	701	VINS
DIST. ALCOHOLIC BEV.	1,054	7,113	185	8,352	BOISS. ALCOOL. DIST.
CIGARETTES	236		85	321	CIGARETTES
TOBACCO NES	1,132	5,560		6,692	TABACS NDA
RAW HIDES AND SKINS	55,051	10,690	945	66,686	PEAUX ET CUIRS BRUT
CRUDE ANIMAL PROD. NES	8,308	767	99	9,174	PR. BRUTS ORIG. ANIM. NDA
SEEDS FOR SOWING NES	2,381	89	837	3,307	GRAINES DE SEMENCE NDA
FLAXSEED	33,261	341,227	244,244	618,732	GRAINE DE LIN
MUSTARD SEED	110	45,996	19,003	65,109	GRAINE DE MOUTARDE
RAPESEED	49,995	407,569	699,459	1,157,023	GRAINE DE COLZA
SOYA BEANS	313,122	20,591		333,713	GRAINE DE SOYA
OIL SEEDS, NUTS NES	85	12,995	20,220	33,300	GRAINES, NOIX OLEAG. NDA
NURSERY, GREENHOUSE STOCK	85		36	121	PROD. PÉPINIÈRE, SÈRRE
RUBBER, ALLIED GUMS, NAT	1,062	112		1,174	CAOUTCHOUC GOMMES NAT.

TABLE 3. CARGOES LOADED AT CANADIAN PORTS FOR FOREIGN COUNTRIES, BY COMMODITY AND GEOGRAPHIC AREA.

TABLEAU 3. MARCHANDISES CHARGÉES DANS LES PORTS CANADIENS AUX PAYS ÉTRANGERS, PAR MARCHANDISE ET RÉGION GÉOGRAPHIQUE.

COMMODITY	ATLANTIC ATLANTIQUE	GREAT LAKES GRANDS LACS	PACIFIC PACIFIQUE	TOTAL TOTAL	MARCHANDISES
CRUDE VEG. PROD. NES	3,715	11	112	3,836	PR. BRUTS ORIG. VEG. NDA
LOGS	467	2,618	322,124	325,209	BILLES
BOLTS, ROUND TIMBER	6,386		4,806	11,192	BILLOTS, BOIS RONDS
PULPWOOD	247,877		730,324	978,201	ROIS A PATE
CRUDE WOOD MTL. NES	433			433	MATIERES BOIS BRUT NOA
Wool and Animal Hair	39	42		81	LAINES, POILS ANIMAL
TEXTILE FIBRES NES	6,657	3,603	1,076	11,336	FIBRES TEXTILES NDA
ALUMINA, BAUXITE ORES	6,008			6,008	MINERAIS ALUMINE, BAUX.
COPPER ORE AND CONC.	47,565	16,028	781,036	844,629	MINERAI, CONC. CUIVRE
IRON ORE AND CONC.	26,213,304	4,219,528	1,088,130	31,520,962	MINERAI, CONC. DE FER
LEAD ORE AND CONC.	89,781		19,162	108,943	MINERAI, CONC. DE PLOMB
MANGANESE ORE	10,500			10,500	MINERAI DE MANGANESE
NICKEL-COPPER ORE	91,222	5,478	17,214	113,914	MINERAI DE CUIVRE-NICKEL
TITANIUM ORE	335,028			335,028	MINERAI DE TITANE
ZINC ORE AND CONC.	883,981	14,582	73,188	971,751	MINERAI, CONC. DE ZINC
ORES AND CONC. NES	36,500	4,080	25,233	65,813	MINERAIS ET CONC. NDA
IRON AND STEEL SCRAP	205,280	25,715	12,028	243,023	DECHETS DE FER, D'ACIER
NON-FERROUS MET. SCRAP	8,252	20	388	8,660	DECHETS METAL. NON FER.
SLAG, DRUSS, BY-PRODUCTS	820,914	5,273	22,975	849,162	POUS. GUEUL. SCOR. PROD.
COAL, BITUMINOUS	2,158		8,316,415	8,318,573	CHARBON BITUMINEUX
COAL, NES		3	30	33	CHARBON, NDA
CRUDE PETROLEUM	156,067			156,067	PETROLE BRUT
ASBESTOS	369,857	35	117,575	487,467	AMIANTE
BENTONITE			20,725	20,725	BENTONITE
DOLomite		978,096		978,096	DOLomite
CLAY MATERIALS NES	751	5		756	MATIERES ARGIL. NDA
SAND AND GRAVEL	6,313		110,211	116,524	SABLE ET GRAVIERS
LIMESTONE		34,669	1,378,148	1,412,817	PIERRE CALCAIRE
CRUSHED STONE	229	1		230	PIERRE CONCASSÉE
STONE, CRUDE NES	7,033	25,500	1	32,534	PIERRE BRUTE NOA
BARYTES, NATURAL	20,100			20,100	BARYTINE NATURELLE
FLUORSPAR	60,339			60,339	SPATH. FLORE
GYP-SUM	6,201,474		33,100	6,234,574	GYPSE
PHOSPHATE ROCK	24,180			24,180	ROCHE PHOSPHATÉE
SALT	29,253	858,478	825	888,556	SEL
SULPHUR IN ORES	25,123		1,657,252	1,682,375	SOUFRE EN MINERAI
CRUDE NON-MET. MIN. NES	35,695	3,548	1,189	40,432	MIN. NON-MET. BRUTS NOA
COTTON, TEXTILE WASTE	2,955	1,707	105	4,767	DECHETS DE COTON, TEXT.
HOGGED FUEL, WOOD			119,221	119,221	BOIS DE CHAUFFAGE
WASTE AND SCRAP NES	9,421	14,942	266,541	290,904	DECHETS ET REBUTS NOA
LEATHER	414	10	13	437	CUIR
RUBBER FAB. MATERIALS	312	97	20	429	DEMI-PROD. CAOUTCHOUC
LUMBER AND TIMBER	76,613	12,005	4,266,964	4,355,582	BOIS D'OEUVRE ET CHARP.
FLOORING	579	152		731	LAMES POUR PARQUET
RAILWAY TIES	1,587			1,587	TRAVERSES DE CH. FER
SHINGLES AND SHAKES	580		24,054	24,634	BARDEAUX, BARDEAUX-FACADE
SAWMILL PRODUCTS NES	30		20	50	SCIAGES NDA
VENEER, PLYWOOD	1,128	182	192,306	193,616	PLACAGES, CONTRE-PLAQ.
COOPERAGE STOCK	56		131	187	DEMI-PROD. TONNELLERIE
WOOD FAB. MATERIALS	6,851	2	230	7,083	DEMI-PRODUITS EN BOIS
PULP	580,475	150,083	2,032,262	2,762,820	PATE
NEWSPRINT PAPER	2,334,578	269,745	924,317	3,528,640	PAPIER JOURNAL
PAPER NES	17,514	3,396	46,094	67,004	PAPIER NDA
PAPERBOARD	221,803	140	162,666	384,609	CARTON
BLDG. PAPER AND BOARD	9,212	31	25,296	34,539	PLAQ. CONSTR., PAP/CART.
WET MACHINE BOARD	355	83	16	454	CARTON EN PATE PRESSE
CORROAGE, TWINE, ROPE	13	897	170	1,080	CORROAGE, FICELLE, CORDE
JUTE WOVEN FABRICS	7			7	TISSUS DE JUTE
TEXTILE FAB. MTL NES	5,976	858	965	7,799	OUVR. EN MAT. TEXT. NDA
ANIMAL OILS, EXC. MARINE	60,609	7,154	52,877	120,640	HUIL. ANIM. SAUF AN. MAR.
FISH, MARINE ANIMAL OIL	5,019	3	4	5,026	HUIL. DE POISSON, AN. MAR.
SOYABEAN OIL	1,226	43,727		44,953	HUIL. DE SOYA
VEG. OILS, FATS NES	12,708	6,234	3,012	21,954	HUIL. MAT. GRAS. VEG. NOA
OILS, FATS, WAXES NES	6,701	3,693	9,819	20,213	HUIL. MAT. GRAS. CIRE NOA
SULPHURIC ACID	10		461	471	ACIDE SULFURIQUE
METALLIC SALTS	11,230	227	11,474	22,931	SELS METALLIQUES
INORGANIC CHEMS. NES	40,174	9,770	47,890	97,834	PROD. CHIM. INORG. NOA
GLYCOL	4,314	2,133	75	6,522	GLYCOL
ORGANIC CHEMICALS NES	101,854	64,838	6,467	173,159	PROD. CHIM. ORGAN. NDA
EXPLOS., FUSES, CAPS	6,218		250	6,468	EXPLOS., AMORCES, DET.
POTASH		6,531	1,664,276	1,670,807	POTASSE
FERTILIZERS NES	34,130	16,845	210,196	261,171	ENGRAIS CHIMIQUE NDA
AGRICULTURAL CHEMICALS	782	29	45	856	PROD. CHIM. AGRICOLES
SYNTHETIC RUBBER	6,163	39,019		45,182	CAOUTCHOUC SYNTHETIQUE
PLASTIC MATERIALS	6,370	10,405	4,807	21,582	MATIERES PLASTIQUES
DYES, STUFF, PIGMENT, PAINT	2,805	180	11	2,996	MAT. COLOR. PIG. REPIGURE
CHEM. SPECIALTIES NES	8,278	8,947	217	17,442	PROD. CHIM. SPECIAUX NDA

TABLE 3. CARGOES LOADED AT CANADIAN PORTS FOR FOREIGN COUNTRIES, BY COMMODITY AND GEOGRAPHIC AREA.

TABLEAU 3. MARCHANDISES CHARGÉES DANS LES PORTS CANADIENS AUX PAYS ÉTRANGERS, PAR MARCHANDISE ET RÉGION GÉOGRAPHIQUE.

COMMODITY	ATLANTIC ATLANTIQUE	GREAT LAKES GRANDS LACS	PACIFIC PACIFIQUE	TOTAL TOTAL	MARCHANDISES
SABINE	86,997		31,045	118,042	ESSENCE
FUEL OIL	5,065,941	428,719	164,612	5,659,272	MAZOUT
LUBRICATING OIL, GREASE	746	129		875	HUILE, GRAISSE LUBRIF.
COKE	269,744	109,451	38,864	418,059	COKE
ASPHALTS, ROAD OILS	247	131		378	ASPHALTE, BITUME LIQD.
COAL TAR, PITCH	7,217	34,810		42,027	GOUDRON, DRAI DE BOUIL.
PETROL COAL PROD. NES	362,766	6,293	291,088	660,147	DERIVE PETR. CHARB. NDA
FERRO-ALLOYS	19,997	101	326	20,424	FERRO-ALLIAGES
PIG IRON	466,873	32,807	7,018	566,698	FER EN GUEUSE
PRIMARY IRON, STEEL NES	11,102	1,778		12,880	FER, ACIER PRIMAIR. NDA
CASTINGS, FORGINGS	485	20,909	1,687	23,081	MOUL. PIÈCES FORGÉES
BARS AND RODS, STEEL	20,796	2,163	2,062	25,021	BARRES ET TIGES ACIER
PLATE & SHEET STEEL	46,641	212,015	7,162	265,818	TULES, FEUILLES D'ACIER
STRUCTURAL SHAPES	10,036	19,140	9,571	38,747	PROFILES DE CONSTRUCT.
RAILS & TRACK MATERIAL	8,372	53		8,425	RAILS, MAT. VOIE FERRÉE
PIPES, TUBES: IRON, STEEL	6,946	1,405	3,068	11,419	TUYAUX, TUBES: FER, ACIER
WIRE	5,338	2,361	3,024	10,723	FIL METALLIQUE
ALUMINUM	218,202	3,039	157,852	379,093	ALUMINIUM
COPPER AND ALLOYS	51,075	8,788	981	60,844	CUivre ET ALLIAGES
LEAD AND ALLOYS	4,184		23,283	27,467	PLOMB ET ALLIAGES
NICKEL AND ALLOYS	20,991	6,887	219	28,097	NICKEL ET ALLIAGES
ZINC AND ALLOYS	34,552	547	37,841	72,940	ZINC ET ALLIAGES
NON-FERROUS METALS NES	3,409	1,416	1,113	5,938	METALLS NON-FERREUX NDA
METAL FAB. BASIC PROD.	6,016	1,654	5,812	13,482	OUVR. DE BASE EN METAL
BUILDING BRICK, CLAY	89			89	BRIQ. A BATIR ARGILE
DRAIN TILES, PIPES	82			82	TUILES TUY. DE DRAINAGE
BRICKS, TILES NES	10,458	67		10,525	BRIQUES, TUILES NDA
GLASS BASIC PRODUCTS	1,835	1,423	1	3,259	OUVR. DE BASE EN VERRE
ASBESTOS BASIC PROD.	2,860	134	41	3,635	OUVR. DE BASE AMIANTE
CEMENT	419,431	666,128	246,564	1,332,123	CIMENT
CEMENT BASIC PROD.	116	86	3,527	3,729	OUVR. DE BASE CIMENT
LIME	93	4	604	701	CHAUX
NON-MET. MIN. BASIC PROD	3,451	2,865	2,489	8,805	PROD. MIN. NON-MET. BASE
MISC. FABRICATED PROD.	1,050	279	3	1,332	OUVRAGES DIVERS
TRACTORS	8,682	12,217	1,842	22,741	TRACTEURS
MACHINERY NES	41,962	15,522	7,851	65,335	MACHINES NDA
RAILWAY ROLLING STOCK	13,901	3,302	284	17,487	MAT. ROUL. DE CH. DE FER
PART. AUTOS AND CHASSIS	29,742	6,926	108	36,776	VOITURES PART., CHASSIS
BUSES AND CHASSIS	35	11	13	59	AUTOBUS ET CHASSIS
TRUCKS AND CHASSIS	2,696	874	291	3,861	CAMIONS ET CHASSIS
MOTOR VEHICLE ENGINES	21,145	7,173	427	28,745	MOTEURS DE VEH. AUTOM.
ROAD MOTOR VEH. NES	1,216	88	567	1,871	VEH. AUTOM. ROUTIERS NDA
SHIPS, AIRCRAFT, MIS. VEH	1,153	284	484	1,921	NAVIRES, AVIONS, VEH. DIV
RUBBER TIRES AND TUBES	615	255	56	926	PNEUS, CHAMBRES A AIR
EQUIPMENT MISC.	13,432	10,011	2,516	25,959	MATERIEL DIVERS
PERSONAL, HOUSEHOLD GOODS	4,955	2,496	2,464	9,915	ART. PERS. ET MENAGERS
FIREARMS, AMMUNITION	181	80	140	401	ARMES A FEU, MUNITIONS
CONTAINERS, CLOSURES	16,090	1,272	582	17,944	CONTENEURS, FERMETURES
MISC. END PRODUCTS NES	8,397	1,841	4,599	14,837	PRODUITS FINIS DIV. NDA
GENERAL CARGO	20,522	2,346	7,958	30,826	MARCHANDISES DIVERSES
CONTAINERIZED FREIGHT	1,762,799	25,164	251,747	2,039,710	FRET CONTENEURESE
GRAND TOTAL	63,187,021 *	10,741,631 *	35,187,027 *	109,115,679 *	TOTAL GLOBAL

TABLE 4. CARGOES UNLOADED AT CANADIAN PORTS FROM FOREIGN COUNTRIES, BY COMMODITY AND GEOGRAPHIC AREA.

TABLEAU 4. MARCHANDISES DECHARGEES DANS LES PORTS CANADIENS DES PAYS ETRANGERS, PAR MARCHANDISE ET REGION GEOGRAPHIQUE.

COMMODITY	ATLANTIC ATLANTIQUE	GREAT LAKES GRANDS LACS	PACIFIC PACIFIQUE	TOTAL TOTAL	MARCHANDISES
CATTLE	203			203	BŒUVINS
LIVE ANIMALS, NES	23	3	1	27	ANIMAUX VIVANTS, NDA
MEAT, FRESH OR FROZEN	14,303	347	15,539	30,189	VIANDE, FRAICHE / CONG.
MEAT, CURED	632	379	129	1,140	VIANDE FUMEE OU SALEE
MEAT AND MEAT PREP. NES	3,337	129	810	4,276	VIANDES ET PREP. NDA
FISH, FRESH OR FROZEN	9,369	90	335	9,794	POISSON, FRAIS OU CONG.
FISH, SALTED OR CURED	92		25	117	POISSON, SALE OU FUME
FISH, CANNED	5,421	1,780	400	7,601	POISSON EN BOITES
LOBSTER	655		700	1,355	HOMARD
SHELL FISH, NES	2,817	386	646	3,849	MOLLUSQUES CRUST., NDA
BUTTER	809	128	3,112	4,049	BEURRE
CHEESE	1,680	60	853	2,593	FROMAGE
MILK POWDER	112		21	133	LAIT EN POUDDRE
DAIRY PROD., EGGS, HONEY	852	5	221	1,078	PROD. LAIT., ŒUFS, MIEL
BARLEY	121,386	59,206		180,592	ORGE
CORN	947,139	152,637	2,156	1,101,934	MAIS
OATS			3	3	AVOINE
WHEAT	700,411	38,454	321	738,865	BLE
CEREALS UNMILLED, NES	172	34	14,191	14,397	CEREALES NON MOUL., NDA
MALT AND MALT FLOUR	1			1	MALT ET FARINE DE MALT
WHEAT FLOUR	270	120	137	527	FARINE DE BLE
BAKERY PROD., INC. FROZEN	255	22	161	438	PROD. POULE., PROD. CONG.
MACARONI, CEREAL PROD.	2,357	87	266	2,710	PATES ALIM. PROD. CEREAL
APPLES	843	99	3,240	4,182	POMMES
BANANAS AND PLANTAINS	1,519		2,225	3,744	BANANES ET PLANTAINS
FRESH FRUITS, BERRIES	29,735	2,213	24,082	56,035	FRUITS, BAIES FRAIS
FROZEN FRUITS, BERRIES		311	55	366	FRUITS, BAIES CONGELES
DRIED FRUITS	1,211	427	2,373	4,011	FRUITS SECS
FRUIT JUICES	4,757	4,457	2,791	12,005	JUS DE FRUIT
FRUIT PULP, PUREE	182	489	28	699	PULPE DE FRUIT, PUREE
FRUIT, PRES. NOT CANNED	3,749	3,488	547	7,784	CONS. FRUITS NON BOITE
FRUITS, PREP. CANNED	12,489	6,759	3,774	23,022	FRUITS PREP. EN BOITE
PEANUTS	120		3	123	CACAHUETES
NUTS, EXC. OIL NUTS NES	13,284	4,072	8,196	25,552	NOIX, SAUF OLEAG. NDA
POTATOES			125	125	POMMES DE TERRE
VEGETABLES, FRESH	975	10,769	502	12,246	LEGUMES, FRAIS
VEGETABLES, FROZEN	154		2	156	LEGUMES, CONGELES
VEGETABLES, DRIED	1,175	4,821	526	6,522	LEGUMES, SECS
VEGETABLE PREP. NES	3,608	2,012	2,607	8,227	PREP. DE LEGUMES NDA
RAW SUGAR	664,355	210,416	91,050	965,821	SUCRE BRUT
SUGAR, NES	26,857		43	26,900	SUCRE, NDA
MOLASSES, CRUDE	119,699	37,123	12,867	169,689	MELASSE, BRUTE
MOLASSES, REFINED	9,002		3	9,005	MELASSE, RAFFINEE
SYRUP	1,725	12	22	1,759	SIROP
SUGAR PREPARATIONS	2,084	233	372	2,689	PREP. A BASE DE SUCRE
COCOA AND CHOCOLATE	7,209	11,479	362	19,050	CACAO ET CHOCOLAT
COFFEE	20,813	1,742	11,896	34,451	CAFE
TEA	18,393	1,229	2,372	21,994	THE
SPICES	4,159	898	444	5,501	EPICES
VINEGAR	32	54	5	91	VINAIGRE
SAUSAGE SKINS, CASINGS	121	169	72	362	BOYAUX A SAUCISSES
MISC. FOOD PREP. NES	13,199	18,083	11,844	43,126	DIV. PREP. ALIM. NDA
GROUND CEREALS NES			14	14	CEREALES MOULUES NDA
SOYA. OIL MEAL, CAKE	5,097			5,097	FARINE TOURT. GR. SOYA
DIL SEED MEAL, CAKE NES			35	35	FAR. TOURT. OLEAG. NDA
FEEDS, VEGETABLE ORIGIN	1			1	PROD. D'ORIGINE VEGETALE
FEEDS OF ANIMAL ORIGIN	30			30	PROD. D'ORIGINE ANIMALE
CONC. COMPLETE FEEDS	393	163	23	579	CONC., PROD. COMPLETEES
NON-ALCOHOLIC BEVERAGE	337	36	104	477	BOISSONS NON-ALCOOLIQ.
ALE, BEER, STOUT, PORTER	342	64	383	789	ALE, BIERE, STOUT, PORTER
WINES	2,235	1,108	3,635	6,978	VINS
FERM. ALCOHOLIC BEV.	15	8	31	54	BOISS. ALCOOL. FERME.
DIST. ALCOHOLIC BEV.	7,500	8,013	7,435	22,948	BOISS. ALCOOL. DIST.
CIGARETTES	128	2		130	CIGARETTES
TOBACCO NES	577	11	15	603	TABACS NDA
RAW HIDES AND SKINS	373	335	35	743	PEAUX ET CUIRS BRUT
CRUDE ANIMAL PROD. NES	145		267	412	PR. BRUTS ORIG. ANIM. NDA
SEEDS FOR SOWING NES	340	173	164	677	GRAINES DE SEMENCE NDA
FLAXSEED	23,730			23,730	GRAINE DE LIN
SOYA BEANS	307,189	319,329		626,518	GRAINE DE SOYA
OIL SEEDS, NUTS NES	659	1,102	203	1,964	GRAINES, NOIX OLEAG. NDA
NURSERY, GREENHOUSE STOCK	474	169	209	852	PROD. PEPINIERE, SERRE
RUBBER, ALLIED GUMS, NAT	30,433	29,423	3,505	63,361	CAOUTCHOUC GOMMES NAT.
CRUDE VEG. PROD. NES	1,532	265	225	2,022	PR. BRUTS ORIG. VEG. NDA
LOGS	165			165	BILLES
BOLTS, ROUND TIMBER	8,412		316,561	316,726	BILLOTS, BOIS ROUNDS
PULPWOOD			774	9,186	BOIS A PATE
CRUDE WOOD MTL. NES	100		163,250	163,250	MATIERES BOIS BRUT NDA
			8	108	

TABLE 4. CARGOES UNLOADED AT CANADIAN PORTS FROM FOREIGN COUNTRIES, BY COMMODITY AND GEOGRAPHIC AREA.

TABLEAU 4. MARCHANDISES DECHARGEES DANS LES PORTS CANADIENS DES PAYS ETRANGERS, PAR MARCHANDISE ET REGION GEOGRAPHIQUE.

COMMODITY	ATLANTIC ATLANTIQUE	GREAT LAKES GRANDS LACS	PACIFIC PACIFIQUE	TOTAL TOTAL	MARCHANDISES
WOOL AND ANIMAL HAIR	294	282	183	756	LAINES, POILS ANIMAL
TEXTILE FIBRES NES	19,438	8,054	1,815	29,307	FIBRES TEXTILES NDA
ALUMINA, BAUXITE DRES	3,047,130	68,129	476,262	3,591,521	MINERAIS ALUMINE, BAUX.
IRON ORE AND CONC	360,274	1,643,565	35	2,003,874	MINERAIS, CONC. DE FER
MANGANESE ORE	153,430		193	153,623	MINERAIS DE MANGANESE
NICKEL-COPPER ORE	3,342	177	36,403	39,922	MINER. DE CUIVRE-NICKEL
TITANIUM ORE	7,505	2,801		10,306	MINERAIS DE TITANE
ZINC ORE AND CONC.		148		148	MINERAIS, CONC. DE ZINC
DRES AND CONC. NES	53,791	26,789	200	80,780	MINERAIS ET CONC. NDA
IRON AND STEEL SCRAP	10,508	4,312	1	14,821	DECHETS DE FER, DACIER
NON-FERROUS MET. SCRAP		39	353	392	DECHETS METAL. NON FER.
SLAG, DRUSS, BY-PRODUCTS		72	26,274	26,346	POUS. GUEUL. SCOR. PROD.
COAL, BITUMINOUS	300,965	17,828,557		18,129,522	CHARBON BITUMINEUX
COAL, NES	323,923			323,923	CHARBON, NDA
CRUDE PETROLEUM	18,979,679	98,306		19,077,985	PETROLE BRUT
ASBESTOS	2,328	1,539	8,689	12,556	AMIANTE
BENTONITE	121,599			121,599	BENTONITE
CHINA CLAY	38,903		7,340	46,243	KAOLIN
DOLLOMITE		13,500		13,500	DOLLOMITE
CLAY MATERIALS NES	25,116	15,198	41	40,355	MATIERES ARGIL. NDA
SAND AND GRAVEL	20,741	413,923	539,058	973,722	SABLE ET GRAVIERS
LIMESTONE		1,742,663		1,742,663	PIERRE CALCAIRE
CRUSHED STONE		120	15	135	PIERRE CONCASSEE
STONE, CRUDE NES	10,382	4,479	259	15,120	PIERRE BRUTE NDA
BARYTES, NATURAL		292		292	BARYTINE NATURELLE
FLUORSPAR	63,251	49,789		113,040	SPATH FLUOR
GYPSUM			60,000	60,000	GYPSE
PHOSPHATE ROCK	785,417	31,313	556,439	1,373,169	ROCHE PHOSPHATEE
SALT	296,832	196,394	423,147	916,373	SEL
SULPHUR IN DRES	18,870			18,870	SOUFRE EN MINERAIS
CRUDE NON-MET. MIN. NES	33,321	40	125	33,486	MIN. NON-MET. BRUTS NDA
COTTON, TEXTILE WASTE	207	921	166	1,294	DECHETS DE COTON, TEXT.
WASTE AND SCRAP NES	1,215	99	22,329	23,643	DECHETS ET REBUTS NDA
LEATHER	500	58	26	584	CUIR
RUBBER FAB. MATERIALS	1,100	541	981	2,622	DEMI-PROD. CAOUTCHOUC
LUMBER AND TIMBER	30,152	16,145	28,072	74,369	BOIS D'OEUVRE ET CHARP.
FLOORING	17		26	43	LAMES POUR PARQUET
RAILWAY TIES	20,396	30		20,426	TRAVERSES DE CH. FER
SHINGLES AND SHAKES	72			72	BARDEAUX, BARD. FACADE
WORTH OF WOOD	13			13	LATTES DE BOIS
VENEER, PLYWOOD	88,599	29,660	30,598	148,857	PLACAGES, CONTRE-PLAQ.
WOOD FAB. MATERIALS	2,077	1,762	1,605	5,444	DEMI-PRODUITS EN BOIS
PULP	12,469	513	232,030	245,012	PATE
PAPER NES	1,379	493	950	2,822	PAPIER NDA
PAPERBOARD	1,987	1,790	207	3,984	CARTON
BLDG. PAPER AND BOARD	5,430	2,469	1,442	9,341	PLAQ. CONSTR., PAP/CART.
WET MACHINE BOARD	71	254	7	332	CARTON EN PATE PRESSE
CORDAGE, TWINE, ROPE	9,191	8,075	5,245	22,511	CORDAGE, FICELLE, CORDE
JUTE WOVEN FABRICS	25,171	9	588	25,768	TISSUS DE JUTE
TEXTILE FAB. MTL NES	40,017	4,415	14,900	59,332	DUVR. EN MAT. TEXT. NDA
ANIMAL OILS, EXC. MARINE	3			3	HUIL. ANIM. SAUF AN. MAR.
FISH, MARINE ANIMAL OIL	9		8	17	HUIL. DE POISSON, AN. MAR.
SOYABEAN OIL		3,192		3,192	HUILE DE SOYA
VEG. OILS, FATS NES	26,950	53,877	591	81,418	HUIL. MAT. GRAS. VEG. NDA
OILS, FATS, WAXES NES	1,563	1,162	150	2,875	HUIL. MAT. GRAS. CIRE NDA
SULPHURIC ACID	93,039	28	226	93,293	ACIDE SULFURIQUE
METALLIC SALTS	74,718	50,012	15,701	140,431	SELS METALLIQUES
INORGANIC CHEMS. NES	223,706	20,895	12,188	256,789	PROD. CHIM. INORG. NDA
GLYCOL	400			400	GLYCOL
ORGANIC CHEMICALS NES	116,402	95,030	5,726	217,158	PROD. CHIM. ORGAN. NDA
EXPLOS., FUSES, CAPS	1,019		492	1,511	EXPLOS., AMORCES, DET.
POTASH	65,929	10,000		75,929	POTASSE
FERTILIZERS NES	49,620	46,975	3,275	99,870	ENGRAIS CHIMIQUE NDA
AGRICULTURAL CHEMICALS	1,426	577	495	2,498	PROD. CHIM. AGRICOLES
SYNTHETIC RUBBER	1,402	485	1,695	3,582	CAOUTCHOUC SYNTHETIQUE
PLASTIC MATERIALS	9,579	6,887	3,237	19,703	MATIERES PLASTIQUES
DYESTUFF, PIGMENT, PAINT	776	297	260	1,333	MAT. COLOR. PIG. PEINTURE
CHEM. SPECIALTIES NES	1,026	1,736	362	3,124	PROD. CHIM. SPECIAUX NDA
GASOLINE	333,418	12,626	24	346,068	ESSENCE
FUEL OIL	5,556,179	530,881	756,854	6,843,914	MAZOUT
LUBRICATING OIL, GREASE	12,552	10,952	82	23,586	HUILE, GRAISSE LUBRIF.
COKE	776,446	75,903	5,014	857,363	COKE
ASPHALTS, ROAD OILS	36,031		4,958	40,989	ASPHALTE, BITUME LIQD.
COAL TAR, PITCH	27,956	91	45,772	68,819	GOUDRON, BRAT DE ROUIL.
PETROL. COAL PROD. NES	94,332	87,879	609	182,820	DERIVE PETR. CHARB. NDA
FEROUS ALLOYS	31,863	12,937	933	45,733	FERRO-ALLIAGES

TABLE 4. CARGOES UNLOADED AT CANADIAN PORTS FROM FOREIGN COUNTRIES, BY COMMODITY AND GEOGRAPHIC AREA.

TABLEAU 4. MARCHANDISES DECHARGEES DANS LES PORTS CANADIENS DES PAYS ETRANGERS, PAR MARCHANDISE ET REGION GEOGRAPHIQUE.

COMMODITY	ATLANTIC ATLANTIQUE	GREAT LAKES GRANDS LACS	PACIFIC PACIFIQUE	TOTAL TOTAL	MARCHANDISES
PIG IRON	34		1,120	1,154	FER EN GUEUSE
PRIMARY IRON, STEEL NES	8,472	36,555	4,239	51,266	FER, ACIER PRIMAIR. NDA
CASTINGS, FURTINGS	4,400	21,005	3,920	29,325	MOUL. PIECES FORGEES
BAR AND RODS, STEEL	108,362	73,743	82,753	264,858	BARRES ET TIGES ACIER
PLATE & SHEET STEEL	156,086	304,000	168,229	628,315	TOLES, FEUILLES D'ACIER
STRUCTURAL SHAPES	151,514	57,140	82,426	291,080	PROFILES DE CONSTRUCT.
RAILS & TRACK MATERIAL	5,369		375	5,744	RAILS, MAT. VOIE FERREE
PIPES, TUBES: IRON, STEEL	33,871	29,705	80,526	144,102	TUYAUX, TUBES: FER, ACIER
WIRE	11,369	2,708	12,895	26,972	FIL METALLIQUE
ALUMINUM	9,368	4,479	231	14,078	ALUMINIUM
COPPER AND ALLOYS	1,235	482	121	1,838	CUIVRE ET ALLIAGES
LEAD AND ALLOYS	6,815	134	236	7,185	PLOMB ET ALLIAGES
NICKEL AND ALLOYS	6,632	10,153	50	16,835	NICKEL ET ALLIAGES
ZINC AND ALLOYS	9,755	7	688	10,450	ZINC ET ALLIAGES
NON-FERROUS METALS NES	6,455	3,207	1,189	10,851	METAUX NON-FERREUX NDA
METAL FAB. BASIC PRDD.	21,361	14,817	23,796	59,974	OUVR. DE BASE EN METAL
BUILDING BRICK, CLAY	1,252		232	1,484	BRIQ. A BATIR ARGILE
DRAIN TILES, PIPES			56	56	TUILES TUY. DE DRAINAGE
BRICKS, TILES NES	9,140	3,336	1,901	14,377	BRIQUES, TUILES NOA
GLASS BASIC PRODUCTS	18,205	9,855	14,323	42,383	OUVR. DE BASE EN VERRE
ASBESTOS BASIC PRDD.	360	46	190	596	OUVR. DE BASE AMIANTE
CEMENT	799	8,118	5,501	14,418	CIMENT
CEMENT BASIC PRDD.	2,288	14	86	2,388	OUVR. DE BASE CIMENT
LIME	21		151	172	CHAUX
NON-MET. MIN. BASIC PRDD	12,416	4,416	4,249	21,081	PRDD. MIN. NON-MET. BASE
MISC. FABRICATED PRDD.	3,542	2,474	3,389	9,405	OUVRAGES DIVERS
TRACTORS	15,205	13,722	2,651	31,578	TRACTEURS
MACHINERY NES	55,761	20,006	17,570	93,337	MACHINES NDA
RAILWAY ROLLING STOCK	23	139	161	323	MAT. ROUL. DE CH. DE FER
PASS. AUTOS AND CHASSIS	119,649	3,837	202,119	325,605	VOITURES PART., CHASSIS
BUSES AND CHASSIS	13	16	51	80	AUTOBUS ET CHASSIS
TRUCKS AND CHASSIS	53	33	2,157	2,243	CAMIONS ET CHASSIS
MOTOR VEHICLE ENGINES	13,525	6,129	4,550	24,204	MOTEURS DE VEH. AUTOM.
ROAD MOTOR VEH. NES	1,660	793	4,776	7,229	VEH. AUTOM. ROUTIERS NDA
SHIPS, AIRCRAFT, MIS. VEH	3,363	571	4,651	8,585	NAVIRES, AVIONS, VEH. DIV
RUBBER TIRES AND TUBES	2,490	726	19,522	22,738	PNEUS, CHAMBRES A AIR
EQUIPMENT MISC.	16,737	8,919	20,748	46,404	MATERIEL DIVERS
PERSONAL, HOUSEHOLD GOODS	31,060	14,211	40,663	85,934	ART. PERS. ET MENAGERES
FIREARMS, AMMUNITION	655	269	782	1,706	ARMES A FEU, MUNITIONS
CONTAINERS, CLOSURES	13,407	906	4,768	19,081	CONTENEURS, FERMETURES
MISC. END PRODUCTS NES	7,980	5,744	7,254	20,978	PRDUIITS FINIS DIV. NDA
GENERAL CARGO	53,896	62,607	26,961	143,464	MARCHANDISES DIVERSES
CONTAINERIZED FREIGHT	1,592,210	70,057	318,309	1,980,576	FRET CONTENEURESE
GRAND TOTAL	38,165,428 *	24,971,426 *	5,223,819 *	68,360,673 *	TOTAL GLOBAL

TABLE 5. VESSELS ARRIVED AT AND DEPARTED FROM CANADIAN PORTS IN INTERNATIONAL SEABORNE SHIPPING BY REGISTRY.

TABLÉAU 5. MOUVEMENTS INTERNATIONAUX DE NAVIRES A DESTINATION OU EN PROVENANCE DE PORTS CANADIENS.

COUNTRY OF REGISTRY			PAYS D'IMMATICULATION									
ATLANTIC / ATLANTIQUE			GREAT LAKES / GRANDS LACS			PACIFIC / PACIFIQUE			TOTAL / TOTAL			
NUMBER	NET TONS	CARGO TONS	NUMBER	NET TONS	CARGO TONS	NUMBER	NET TONS	CARGO TONS	NUMBER	NET TONS	CARGO TONS	
NOMBRE	TONNES NET	TONNES CAR.	NOMBRE	TONNES NET	TONNES CAR.	NOMBRE	TONNES NET	TONNES CAR.	NOMBRE	TONNES NET	TONNES CAR.	
<b>UNITED KINGDOM</b>												
A	1,302	8,036,541	4,869,713	114	533,999	270,009	326	3,558,411	723,605	1,742	12,178,951	5,863,327
D	1,330	3,109,933	8,021,700	115	554,207	192,998	333	3,504,529	2,445,015	1,828	12,269,269	10,659,773
<b>AUSTRIA</b>												
A	2	2,705							2	2,705		A
D	2	2,705	2,995						2	2,705	2,995	D
<b>BELGIUM-LUXEMB</b>												
A	51	740,770	356,171	2	30,870	14,387	4	101,335		57	872,975	370,558
D	51	740,770	307,041	2	30,870		4	101,335	241,484	57	872,975	548,525
<b>DENMARK</b>												
A	283	1,503,141	551,532	25	179,566	62,439	37	240,485	25,939	345	1,983,192	639,910
D	284	1,506,269	1,136,802	25	179,566	49,420	38	246,448	175,384	347	1,992,283	1,363,606
<b>FINLAND</b>												
A	114	393,604	160,692	1	2,356	190	20	97,183	1,388	135	493,143	162,270
D	115	395,323	375,431	1	2,356		23	107,788	62,275	139	505,467	437,706
<b>FRANCE</b>												
A	128	859,638	33,240	17	149,808	17,964	28	123,375	8,399	173	1,132,821	59,603
D	122	327,301	537,835	17	149,808	168,195	28	123,375	54,136	167	1,100,484	560,166
<b>GERMANY WEST</b>												
A	969	4,779,013	1,241,627	231	702,455	119,357	170	917,776	132,752	1,370	6,399,245	1,493,736
D	963	4,742,423	4,429,006	232	706,700	219,976	171	898,114	805,673	1,366	6,347,237	5,454,655
<b>GREECE</b>												
A	566	3,650,481	1,468,244	110	566,527	175,396	271	2,280,605	89,567	947	6,497,613	1,733,207
D	564	3,629,372	2,450,583	108	560,133	292,953	281	2,354,536	3,315,356	953	6,544,041	6,058,892
<b>ICELAND</b>												
A	14	15,058	718							14	15,058	718
D	14	15,058	6,708							14	15,058	6,708
<b>IRELAND</b>												
A	14	74,806	451	4	17,550	7,491	7	78,016		25	170,372	7,942
D	14	74,806	66,203	4	17,550	6,720	7	78,016	25,469	25	170,372	98,392
<b>ITALY</b>												
A	176	1,486,586	932,954	36	161,514	68,250	90	483,522	35,918	302	2,131,622	1,037,122
D	175	1,475,482	2,008,275	35	154,544	61,614	89	478,562	236,911	299	2,108,588	2,306,800
<b>NETHERLANDS</b>												
A	166	720,616	768,703	12	54,177	10,127	94	662,182	121,836	272	1,436,975	900,666
D	165	710,469	364,646	12	54,177	39,258	93	674,270	816,657	270	1,438,916	1,220,561
<b>NORWAY</b>												
A	971	6,879,590	5,057,311	149	776,013	341,136	708	6,085,133	688,346	1,828	13,740,736	6,086,793
D	972	6,885,716	6,505,993	149	776,013	440,485	715	6,150,041	4,926,004	1,836	13,811,770	11,872,482
<b>PORTUGAL</b>												
A	2	21,216								2	21,216	
D	2	21,216								2	21,216	
<b>SPAIN</b>												
A	112	677,278	12,772	2	6,136		1	2,780	4,986	115	686,194	17,758
D	111	643,278	952,502	2	6,136	13,785	1	2,780		114	652,194	946,287
<b>SWEDEN</b>												
A	289	1,508,275	486,745	21	85,634	17,123	154	1,467,171	39,025	464	3,061,080	542,893
D	287	1,463,426	1,419,420	21	85,634	76,242	151	1,420,311	1,332,854	459	2,969,371	2,828,516
<b>SWITZERLAND</b>												
A	8	57,334	27,064	2	8,133	32,321				11	65,467	59,415
D	8	57,334	31,036	2	8,133					11	65,467	31,036

TABLE 5. VESSELS ARRIVED AT AND DEPARTED FROM CANADIAN PORTS IN INTERNATIONAL SEABORNE SHIPPING BY REGISTRY.

TABLEAU 5. MOUVEMENTS INTERNATIONAUX DE NAVIRES A DESTINATION OU EN PROVENANCE DE PORTS CANADIENS.

COUNTRY OF REGISTRY							PAYS D'IMMATRICULATION					
ATLANTIC / ATLANTIQUE			GREAT LAKES / GRANDS LACS			PACIFIC / PACIFIQUE			TOTAL / TOTAL			
NUMBER NOMBRE	NET TONS TONNES NET	CARGO TONS TONNES CAR.	NUMBER NOMBRE	NET TONS TONNES NET	CARGO TONS TONNES CAR.	NUMBER NOMBRE	NET TONS TONNES NET	CARGO TONS TONNES CAR.	NUMBER NOMBRE	NET TONS TONNES NET	CARGO TONS TONNES CAR.	
<b>BULGARIA</b>							<b>BULGARIE</b>					
A	29	155,671							29	155,671		
D	28	152,827	2,680						28	152,827	2,680	
<b>CZECHOSLOVAKIA</b>							<b>TCHÉCOSLOVAQUIE</b>					
A	3	43,279							3	43,279		
D	3	43,279	74,882						3	43,279	74,882	
<b>POLAND</b>							<b>POLOGNE</b>					
A	23	153,472	5,245	24	58,708	9,033			52	212,180	14,278	
D	29	155,528	102,355	24	58,708	4,294			53	214,236	106,649	
<b>ROMANIA</b>							<b>ROUMANIE</b>					
A	7	9,630							7	9,630		
D	7	9,630	4,500						7	9,630	4,500	
<b>USSR</b>							<b>URSS</b>					
A	560	2,498,135	237,599	106	272,319	97,591	216	825,042	95,780	882	3,595,496	
D	573	2,536,131	4,558,897	101	257,285	146,311	214	820,540	804,974	888	3,613,956	
<b>YUGOSLAVIA</b>							<b>YOUUGOSLAVIE</b>					
A	138	1,031,491	123,736	35	136,680	31,870	40	247,430	6,174	213	1,415,601	
D	135	1,007,017	813,901	35	136,680	30,939	41	250,261	424,582	211	1,393,958	
<b>CYPRUS</b>							<b>CHYPRE</b>					
A	99	391,715	140,233	23	114,188	28,708	13	60,466	1,458	135	566,369	
D	102	405,496	271,061	19	94,670	32,962	13	60,466	65,328	134	560,622	
<b>ISRAEL</b>							<b>ISRAËL</b>					
A	65	606,236	44,361	11	62,369	19,023	2	44,805		78	713,430	
D	63	594,104	314,801	11	62,369	1,730	3	62,363	111,861	77	718,838	
<b>KUWAIT</b>							<b>KOWAÏT</b>					
A	11	94,011	116,380	1	6,071	1,282	5	30,350		17	130,432	
D	11	94,011	13,017	1	6,071		5	30,350	35,641	17	130,432	
<b>LEBANON</b>							<b>LIBAN</b>					
A	1	21,800	54,448						1	21,800	54,448	
D	1	21,800							1	21,800		
<b>SOMALIA</b>							<b>SOMALIE</b>					
A	9	28,580	48,685	1	949		15	102,689	542	25	132,218	
D	9	28,580	26,951	1	949	2,129	17	113,831	225,234	27	143,360	
<b>TURKEY</b>							<b>TURQUIE</b>					
A	18	199,593	246,866						18	199,593	246,866	
D	18	199,593	18,044						18	199,593	18,044	
<b>GHANA</b>							<b>GHANA</b>					
A	20	73,206	6,129	17	49,979	8,009			37	123,185	14,138	
D	21	77,866	17,697	17	49,979	22,488			38	127,845	40,185	
<b>MAURITIUS-DEP.</b>							<b>MAURICE ET DEP.</b>					
A				1	6,408				1	6,408		
D				1	6,408	205			1	6,408	205	
<b>REP. SO. AFRICA</b>							<b>REP. SUD-AFR.</b>					
A	7	27,933	804						7	27,933	804	
D	7	27,933	8,871						7	27,933	8,871	
<b>ALGERIA</b>							<b>ALGERIE</b>					
A	19	115,753							19	115,753		
D	20	122,125	225,140						20	122,125	225,140	
<b>LIBERIA</b>							<b>LIBERIA</b>					
A	1,263	13,368,414	14,154,339	149	1,014,803	522,204	528	4,333,633	558,519	1,940	18,716,850	
D	1,263	13,277,743	12,914,305	148	1,010,691	487,961	535	4,376,039	5,692,813	1,946	18,664,473	



TABLE 5. VESSELS ARRIVED AT AND DEPARTED FROM CANADIAN PORTS IN INTERNATIONAL SEABORNE SHIPPING BY REGISTRY.

TABLÉAU 5. MOUVEMENTS INTERNATIONAUX DE NAVIRES A DESTINATION OU EN PROVENANCE DE PORTS CANADIENS.

COUNTRY OF REGISTRY				PAYS D'IMMATICULATION								
ATLANTIC / ATLANTIQUE			GREAT LAKES / GRANDS LACS			PACIFIC / PACIFIQUE			TOTAL / TOTAL			
NUMBER	NET TONS	CARGO TONS	NUMBER	NET TONS	CARGO TONS	NUMBER	NET TONS	CARGO TONS	NUMBER	NET TONS	CARGO TONS	
NOMBRE	TONNES NET	TONNES CAR.	NOMBRE	TONNES NET	TONNES CAR.	NOMBRE	TONNES NET	TONNES CAR.	NOMBRE	TONNES NET	TONNES CAR.	
<b>MOROCCO</b>												
A	1	491							1	491	A	
D	1	491	225						1	491	D	
<b>PORT. AF. NES</b>												
A	1	13,202	36,652						1	13,202	A	
D	1	13,202							1	13,202	D	
<b>HONG KONG</b>												
A	6	55,705	5,164	1	5,734	2,247	11	179,951	18	241,390	7,411 A	
D	6	55,705	43,940	1	5,734		11	179,951	18	241,390	490,224 D	
<b>INDIA</b>												
A	99	502,663	20,229	29	149,510	20,913	75	560,007	4,985	203	1,212,180	46,127 A
D	99	502,663	113,546	29	149,510	7,909	76	579,128	495,126	204	1,231,301	616,581 D
<b>MALAYSIA</b>												
A	2	4,592	2,168	1	2,296	4,710			3	6,888	6,878 A	
D	2	4,592		1	2,296				3	6,888	D	
<b>PAKISTAN</b>												
A	25	119,039	13,162	3	14,593		15	75,301	1,800	43	208,933	14,962 A
D	24	113,463	21,307	3	14,593	14,836	15	75,301	36,365	42	203,357	72,508 D
<b>SINGAPORE</b>												
A	30	58,356	16,633	11	24,078	10,520	11	48,482	1,242	52	131,416	28,395 A
D	28	57,369	13,122	11	24,078	17,628	10	44,644	17,312	49	126,091	48,062 D
<b>CHINA, COMMUN.</b>												
A							8	55,775		8	55,775	A
D							8	55,775	132,253	8	55,775	132,253 D
<b>JAPAN</b>												
A	171	1,179,634	125,906	45	243,760	72,555	348	3,907,252	258,357	556	5,335,646	456,818 A
D	167	1,155,176	669,828	45	243,760	11,026	344	3,942,782	7,237,351	556	5,340,718	7,918,205 D
<b>KOREA - SOUTH</b>												
A	8	154,575	281,786	1	6,169		29	134,224	10,049	38	294,968	291,835 A
D	8	154,575	49,857	1	6,169	1,093	27	126,150	101,594	36	286,894	152,544 D
<b>PHILLIPINES</b>												
A	16	125,649	65,715	1	4,972	1,769	24	106,418	12,836	41	237,039	80,320 A
D	15	120,384	45,104	1	4,972		24	106,418	116,841	40	231,774	161,945 D
<b>TAIWAN</b>												
A	3	36,273		1	12,091	3,199	31	249,893	11,510	35	298,257	14,709 A
D	3	36,273	9,832	1	12,091		32	258,802	219,418	36	307,166	229,250 D
<b>AUSTRALIA</b>												
A	2	30,652	8,498				2	13,349		4	44,001	8,498 A
D	2	30,652	7,146				2	13,349	10,000	4	44,001	17,146 D
<b>FR. OCEANIA</b>												
A							1	533		1	533	A
D							1	533	682	1	533	682 D
<b>GUYANA</b>												
A												A
D	1	273	508							1	273	508 D
<b>ARGENTINA</b>												
A	52	207,898	16,614				12	39,878	2,466	64	247,776	19,080 A
D	52	207,898	60,226				13	42,993	10,888	65	250,891	71,114 D

TABLE 5. VESSELS ARRIVED AT AND DEPARTED FROM CANADIAN PORTS IN INTERNATIONAL SEABORNE SHIPPING BY REGISTRY.

TABLEAU 5. MOUVEMENTS INTERNATIONAUX DE NAVIRES A DESTINATION OU EN PROVENANCE DE PORTS CANADIENS.

COUNTRY OF REGISTRY						PAYS D'IMMATRICULATION						
ATLANTIC / ATLANTIQUE			GREAT LAKES / GRANDS LACS			PACIFIC / PACIFIQUE			TOTAL / TOTAL			
NUMBER	NET TONS	CARGO TONS	NUMBER	NET TONS	CARGO TONS	NUMBER	NET TONS	CARGO TONS	NUMBER	NET TONS	CARGO TONS	
NOMBRE	TONNES NET	TUNNES CAR.	NOMBRE	TUNNES NET	TUNNES CAR.	NOMBRE	TUNNES NET	TUNNES CAR.	NOMBRE	TUNNES NET	TUNNES CAR.	
<b>BRAZIL</b>						<b>BRESIL</b>						
A	59	396,649	53,013	26	135,688	10,503	8	19,223	9,463	93	551,560	72,979 A
D	57	385,014	332,742	26	135,688	9,209	8	19,223	6,298	91	539,925	348,249 D
<b>CHILE</b>						<b>CHILI</b>						
A	16	101,760	653						16	101,760	653 A	
D	16	101,760	12,709					1,511	16	101,760	14,220 D	
<b>COLOMBIA</b>						<b>COLOMBIE</b>						
A	41	82,245	16,518			6	17,612	1,523	47	99,857	18,041 A	
D	41	82,245	25,765			6	17,612	6,200	47	99,857	31,965 D	
<b>ECUADOR</b>						<b>EQUATEUR</b>						
A	5	11,284	1,117			6	29,310	3,024	12	40,594	4,141 A	
D	6	11,284	3,688			6	29,310	4,430	12	40,594	8,118 D	
<b>PERU</b>						<b>PEROU</b>						
A	40	210,853	8,920			23	129,319	607	63	340,172	9,527 A	
D	40	211,757	84,725			24	134,901	32,719	64	346,658	117,444 D	
<b>VENEZUELA</b>						<b>VENEZUELA</b>						
A	2	1,886	1,763						2	1,886	1,763 A	
D	2	1,886							2	1,886	D	
<b>BAHAMAS</b>						<b>ILES BAHAMAS</b>						
A	139	477,977	90,181	2	21,226	23,408			141	499,203	113,589 A	
D	169	467,603	476,752	2	21,226				171	488,829	476,752 D	
<b>BERMUDA</b>						<b>BERMUDES</b>						
A	306	1,548,659	1,549,108	238	1,051,281	1,154,586	54	626,545	222,320	598	3,226,485	2,926,014 A
D	399	1,969,116	357,187	238	1,046,936	1,047,530	59	661,473	253,531	696	3,677,525	1,658,248 D
<b>BR. HONDURAS</b>						<b>HONDURAS BR.</b>						
A							1	3,291	1,074	1	3,291	1,074 A
D							1	3,291		1	3,291	D
<b>LEEW-WIND IS.</b>						<b>I. LEEW-WIND.</b>						
A	40	33,183	12,907	14	3,178	208			54	36,361	13,115 A	
D	39	32,231	7,946	14	3,178	4,667			53	35,409	12,613 D	
<b>CUBA</b>						<b>CUBA</b>						
A	25	41,929	2,447	4	20,950	19,030	2	7,031		31	69,910	21,477 A
D	24	37,636	7,440	4	20,950	9,919	2	7,031	2,265	30	65,617	19,624 D
<b>HONDURAS</b>						<b>HONDURAS</b>						
A	6	13,542	1,041						6	13,542	1,041 A	
D	6	13,542	4,179						6	13,542	4,179 D	
<b>MEXICO</b>						<b>MEXIQUE</b>						
A	27	33,757	2,424						27	33,757	2,424 A	
D	27	33,757	19,033						27	33,757	19,033 D	
<b>NETH. ANTILLES</b>						<b>ANTILLES NEERL</b>						
A	58	60,295	41,108	2	15,106	23,713	3	40,766		63	116,167	64,821 A
D	60	61,372	55,746	2	15,106		3	40,766	87,740	65	117,244	143,486 D
<b>NICARAGUA</b>						<b>NICARAGUA</b>						
A	1	1,196							1	1,196	A	
D	1	1,196	1,432						1	1,196	1,432 D	
<b>PANAMA</b>						<b>PANAMA</b>						
A	192	1,016,797	970,543	18	84,957	25,405	85	303,165	91,412	295	1,404,919	1,087,360 A
D	190	1,008,063	498,330	18	84,957	40,601	79	292,606	445,881	287	1,385,626	984,812 D
<b>U.S. VIRGIN IS</b>						<b>I. VIERGES E-U</b>						
A				1	71				1	71	A	
D				1	71				1	71	D	

TABLE 5. VESSELS ARRIVED AT AND DEPARTED FROM CANADIAN PORTS IN INTERNATIONAL SEABORNE SHIPPING BY REGISTRY.

TABLEAU 5. MOUVEMENTS INTERNATIONAUX DE NAVIRES A DESTINATION OU EN PROVENANCE DE PORTS CANADIENS.

COUNTRY OF REGISTRY			PAYS D'IMMATICULATION									
ATLANTIC / ATLANTIQUE			GREAT LAKES / GRANDS LACS			PACIFIC / PACIFIQUE			TOTAL / TOTAL			
NUMBER	NET TONS	CARGO TONS	NUMBER	NET TONS	CARGO TONS	NUMBER	NET TONS	CARGO TONS	NUMBER	NET TONS	CARGO TONS	
NOMBRE	TONNES NET	TONNES CAR.	NOMBRE	TONNES NET	TONNES CAR.	NOMBRE	TONNES NET	TONNES CAR.	NOMBRE	TONNES NET	TONNES CAR.	
CANADA												
A	1,794	2,779,481	3,409,876	2,271	17,384,959	20,806,901	3,488	3,636,505	1,477,400	7,553	23,800,945	25,694,177
D	2,241	6,476,785	11,816,431	1,903	13,726,812	4,849,027	3,427	3,621,048	3,118,744	7,571	23,824,645	19,784,202
ST-PIERRE-MIQ.												
A	324	70,183	428						324	70,183	428	A
D	323	69,112	10,967						323	69,112	10,967	D
UNITED STATES												
A	303	527,634	235,700	839	1,574,179	967,818	1,965	3,618,474	607,909	3,107	5,720,287	1,811,427
D	304	539,345	651,950	830	1,546,513	2,437,521	1,939	3,522,101	605,943	3,073	5,607,959	3,695,414
GRAND TOTALS												
A	11,240	60,234,210	38,137,036	4,602	25,757,011	24,971,426	8,929	35,544,693	5,252,211	24,771	121,535,914	68,360,673
D	11,874	64,071,064	63,187,021	4,214	22,039,877	10,741,631	8,879	35,729,143	35,187,027	24,967	121,840,084	109,115,679
TOTAL GLOBAL												



APPENDIX - A - APPENDICE

Number and Registered Net Tonnage of, and Tons of Cargo Unloaded and Loaded by Vessels Arrived at and Departed from Canadian Ports in International Seaborne Shipping 1925-1971

Entrées et départs, chargements, et déchargements de navires en commerce du transport maritime international et tonnage net de registre aux ports canadiens, 1925-1971

	Arrived - Entrées			Departed - Départs		
	Vessels - Navires		Cargo unloaded - Cargaisons déchargées	Vessels - Navires		Cargo loaded - Cargaisons chargées
	Number - Nombre	Registered net tons - Jauge nette au registre		Number - Nombre	Registered net tons - Jauge nette au registre	
Year ended March 31 - Année finissant le 31 mars:						
1925	66,848	38,086,484	4,410,225	67,431	39,852,567	11,446,037
1926	47,225	37,314,819	6,351,872	48,409	38,292,008	12,550,049
1927	51,258	38,086,377	5,856,591	51,549	39,244,282	13,416,550
1928	55,976	40,986,479	7,024,759	56,545	42,817,318	15,666,843
1929	59,851	46,451,909	7,155,130	61,332	47,283,318	18,044,626
1930	76,325	44,706,351	8,471,107	77,485	44,732,438	12,293,589
1931	61,400	45,834,452	7,814,115	61,686	45,077,424	10,841,436
1932	54,439	42,219,423	6,820,915	54,870	41,215,974	10,699,016
1933	49,329	37,758,443	6,570,607	40,107	38,514,032	11,802,594
1934	47,829	40,928,513	7,667,915	48,564	41,696,859	11,216,873
1935	48,362	43,285,141	9,099,787	48,658	43,149,678	11,205,726
1936	52,383	43,367,773	10,025,922	52,753	44,155,734	12,296,678
1937	56,972	46,709,186	11,142,357	57,895	47,877,560	25,791,269
1938	42,582	45,603,055	12,698,849	43,317	45,766,211	13,822,060
1939	43,601	44,775,116	10,422,537	45,513	47,052,371	17,267,794
1940	46,241	46,666,396	11,065,128	47,411	48,696,321	16,708,368
1941	25,122	32,579,900	26,966,260	26,582	34,889,700	19,280,390
Year ended December 31 - Année finissant le 31 décembre:						
1941	26,203	31,452,400	29,898,940	27,058	33,313,400	17,462,110
1942	24,066	25,640,763	27,106,229	25,121	27,812,332	13,624,322
1943	22,901	26,345,562	27,863,754	23,530	28,504,987	16,524,137
1944	23,786	28,356,681	27,656,003	24,892	30,853,811	18,955,983
1945	24,431	29,655,984	24,529,346	26,374	33,511,617	22,333,887
1946	26,461	30,367,071	26,440,236	28,004	34,144,608	19,272,394
1947	27,868	35,926,095	32,851,254	29,776	40,784,955	21,706,754
1948	31,138	39,443,055	36,844,187	33,511	44,329,334	20,440,955
1949 <sup>1</sup>	30,565	40,088,377	28,319,334	32,562	44,256,743	22,441,732
1950	31,420	42,816,949	36,961,181	33,503	47,340,150	21,227,930
1951	32,304	47,508,342	38,269,394	34,561	52,750,461	27,279,799
1952	33,783	52,156,098	38,756,060	33,908	53,023,949	32,564,915
1953	34,400	56,589,078	38,691,877	37,146	61,962,634	32,202,205
1954	34,079	54,767,687	32,274,166	36,227	59,578,143	30,730,355
1955	34,432	58,018,365	35,880,782	35,426	60,306,168	39,502,714
1956	35,315	63,105,100	40,554,312	37,273	67,415,232	49,373,132
1957	35,357	66,160,527	38,818,102	37,278	68,833,162	49,095,493
1958	30,710	57,738,034	31,133,694	32,145	60,077,872	40,298,882
1959	33,251	67,526,464	34,554,388	34,728	70,583,802	50,455,303
1960	33,397	74,805,070	39,094,315	34,776	77,675,892	50,554,086
1961	31,832	77,140,524	39,187,355	33,045	79,846,741	53,760,748
1962 <sup>2</sup>	30,269	81,942,501	41,885,319	31,421	84,043,899	60,269,779
1963	29,169	87,385,238	46,208,223	29,847	88,203,823	68,377,888
1964	29,809	92,799,912	47,578,260	30,685	96,010,491	83,510,707
1965	28,792	98,128,231	53,644,740	29,734	101,325,918	82,145,421
1966	28,871	99,852,760	53,020,249	29,665	102,317,319	83,987,072
1967	27,025	97,488,757	50,234,931	27,696	99,952,942	80,025,191
1968	26,761	102,053,092	54,129,869	27,237	102,721,574	86,711,306
1969	25,082	98,632,758	57,040,831	25,479	98,758,177	77,637,819
1970	25,384	108,575,133	58,781,126	25,888	109,045,607	105,608,960
1971	24,970	114,252,881	60,857,110	25,269	114,308,154	105,697,016
1972	24,771	121,535,914	68,360,673	24,967	121,840,084	109,115,679

<sup>1</sup> Data for Newfoundland included from April 1, 1949 - Y compris les données pour Terre-Neuve à partir du 1er avril 1949.

<sup>2</sup> Prior to 1962 fishing vessels are included - Avant 1962 les bateaux de pêche inclus.

Note: Cargo data for years 1925 to 1940 exclude Canada - United States trade via the Great Lakes. - Nota: Les données de cargaison pour les années 1925 à 1940 exclus le commerce entre les États-Unis et le Canada dans les Grand Lacs.

APPENDIX – B – APPENDICE

List of Countries and Geographic Areas

Liste des pays et des régions

WESTERN EUROPE

Commonwealth countries

United Kingdom  
Gibraltar  
Malta and Gozo

Other countries

Austria  
Belgium and Luxembourg  
Denmark  
Finland  
France - Atlantic  
France - Mediterranean  
Germany, Federal Republic  
Greece  
Iceland  
Ireland  
Italy  
Netherlands  
Norway  
Portugal  
Spain  
Sweden  
Switzerland

EUROPE OCCIDENTALE

Pays du Commonwealth

Royaume-Uni  
Gibraltar  
Malte et Gozzo

Autres pays

Autriche  
Belgique et Luxembourg  
Danemark  
Finlande  
France - Atlantique  
France - Méditerranéenne  
République fédéral d'Allemagne  
Grèce  
Islande  
Irlande  
Italie  
Pays-Bas  
Norvège  
Portugal  
Espagne  
Suède  
Suisse

EASTERN EUROPE

Albania  
Bulgaria  
Czechoslovakia  
Germany, East  
Hungary  
Poland  
Roumania  
U.S.S.R. – Europe  
Yugoslavia

EUROPE ORIENTALE

Albanie  
Bulgarie  
Tchécoslovaquie  
Allemagne  
Hongrie  
Pologne  
Roumanie  
U.R.S.S. – Europe  
Yougoslavie

MIDDLE EAST

Commonwealth countries

Aden  
Bahrain  
Cyprus  
Qatar  
British Middle East n.e.s.

Other countries

Ethiopia  
Iran  
Iraq  
Israel  
Jordan  
Kuwait  
Lebanon  
Libya  
Saudi Arabia  
Somalia  
Sudan  
Turkey  
Egypt  
Syria

MOYEN-ORIENT

Pays du Commonwealth

Aden  
Bahrein  
Chypre  
Qatar  
Moyen-Orient britannique n.d.a.

Autres pays

Éthiopie  
Iran  
Irak  
Israël  
Jordanie  
Koweït  
Liban  
Libye  
Arabie Saoudite  
Somalie  
Soudan  
Turquie  
R.A.U. – Égypte  
Syrie

List of Countries and Geographic Areas -- Continued

Liste des pays et des régions -- suite

**OTHER AFRICA**

Commonwealth and Preferential countries

Gambia  
Ghana  
Kenya  
Malawi  
Mauritius and Dependencies  
Nigeria  
Rhodesia  
Sierra Leone  
Tanzania  
Uganda  
Republic of South Africa  
Zambia  
British Africa, n.e.s.

Other countries

Algeria  
Angola  
Cameroun Republic  
Congo (Kinshasa)  
Dahomey  
French Africa, n.e.s.  
Gabon Republic  
Guinea  
Ivory Coast Republic  
Liberia  
Madagascar Republic  
Morocco  
Mozambique  
Portuguese Africa, n.e.s.  
Senegal  
Spanish Africa  
Togo  
Tunisia

**OTHER ASIA**

Commonwealth countries

Ceylon  
Hong Kong  
India  
Malaysia  
Pakistan  
Singapore

Other countries

Afghanistan  
Burma  
Cambodia and Laos  
People's Republic of China  
Indonesia  
Japan  
North Korea  
South Korea  
Philippines  
Portuguese Asia  
Taiwan  
Thailand  
U.S.S.R. -- Pacific  
North Viet-Nam  
South Viet-Nam

**AUTRES PAYS d'AFRIQUE**

Pays du Commonwealth et préférentiel

Gambie  
Ghana  
Kenya  
Malawi  
Maurice (île) et dépendances  
Nigéria  
Rhodésie  
Sierra Leone  
Tanzanie  
Ouganda  
République sud-africaine  
Zambie  
Afrique du Commonwealth n.d.a.

Autres pays

Algérie  
Angola  
République du Cameroun  
Congo-Kinshasa  
Dahomey  
Afrique française, n.d.a.  
République de Gabon  
Guinée  
Côte-d'Ivoire  
Libéria  
République Malgache  
Maroc  
Mozambique  
Afrique portugaise, n.d.a.  
Sénégal  
Afrique espagnole  
Togo  
Tunisie

**AUTRES PAYS d'ASIE**

Pays du Commonwealth

Ceylan  
Hong-Kong  
Inde  
Malaisie  
Pakistan  
Singapour

Autres pays

Afghanistan  
Birmanie  
Cambodge et Laos  
République populaire de Chine  
Indonésie  
Japon  
Corée du Nord  
Corée du Sud  
Philippines  
Asie portugaise  
Taïwan  
Thaïlande  
U.R.S.S. (Pacifique)  
Viet-Nam du Nord  
Viet-Nam du Sud

List of Countries and Geographic Areas - Continued

Liste des pays et des régions - suite

OCEANIA

- Commonwealth countries
  - Australia
  - Fiji
  - New Zealand
  - British Oceania, n.e.s.
- Other countries
  - French Oceania
  - United States Oceania

OCÉANIE

- Pays du Commonwealth
  - Australie
  - Fidji
  - Nouvelle-Zélande
  - Océanie britannique n.d.a.
- Autres pays
  - Océanie française
  - Océanie des États-Unis

SOUTH AMERICA

- Commonwealth countries
  - Falkland Islands
  - Guyana
- Other countries
  - Argentina
  - Bolivia
  - Brazil
  - Chile
  - Colombia
  - Ecuador
  - French Guiana
  - Paraguay
  - Peru
  - Surinam
  - Uruguay
  - Venezuela

AMÉRIQUE du SUD

- Pays du Commonwealth
  - Îles Falkland
  - Guyane
- Autres pays
  - Argentine
  - Bolivie
  - Brésil
  - Chili
  - Colombie
  - Équateur
  - Guyane françaises
  - Paraguay
  - Pérou
  - Surinam
  - Uruguay
  - Vénézuéla

CENTRAL AMERICA and ANTILLES

- Commonwealth countries
  - Bahamas
  - Bermuda
  - British Honduras
  - Barbados
  - Jamaica
  - Leeward and Windward Islands
  - Trinidad and Tobago
- Other countries
  - Costa Rica
  - Cuba
  - Dominican Republic
  - El Salvador
  - French West Indies
  - Guatemala
  - Haiti (Republic)
  - Honduras
  - Mexico
  - Netherlands Antilles
  - Nicaragua
  - Panama
  - Puerto-Rico
  - United States Virgin Islands

AMÉRIQUE CENTRALE et ANTILLES

- Pays du Commonwealth
  - Îles Bahamas
  - Bermudes
  - Honduras britannique
  - Barbade
  - Jamaïque
  - Îles sous-le-Vent et du Vent
  - Trinidad et Tobago
- Autres pays
  - Costa-Rica
  - Cuba
  - République Dominicaine
  - Salvador
  - Antilles française
  - Guatemala
  - République d'Haïti
  - Honduras
  - Mexique
  - Antilles néerlandaises
  - Nicaragua
  - Panama
  - Porto-Rico
  - Îles Vierges (État-Unis)



List of Countries and Geographic Areas - Continued

Liste des pays et des régions - suite

NORTH AMERICA

AMÉRIQUE du NORD

Canada  
Greenland  
St. Pierre and Miquelon

Canada  
Groënland  
Saint-Pierre-et-Miquelon

United States Ports

Ports des États-Unis

Hawaii  
Ketchikan, Alaska  
Skagway, Alaska  
Other Alaska ports  
Anacortes, Wash.  
Bellingham, Wash.  
Everett, Wash.  
Friday Harbour, Wash.  
Long Beach, Cal.  
Los Angeles, Cal.  
Port Angeles, Cal.  
Portland, Oreg.  
Port Townsend, Wash.  
San Francisco, Cal.  
Seattle, Wash.  
Tacoma, Wash.  
Other U.S. Pacific ports  
Ashland, Wisc.  
Allouez, Mich.  
Duluth, Min.  
Marquette, Mich.  
Silver Bay, Min.  
Superior, Wisc.  
Taconite, Min.  
Other U.S. Lake Superior ports  
Bay City, Mich.  
Calcite, Mich.  
Drummond Island, Mich.  
Saginaw, Mich.  
Stoneport, Mich.  
Other U.S. Lake Huron ports  
Buffington Harbour, Ind.  
Calumet Harbour, Ind.  
Chicago, Ill.  
Escanaba, Mich.  
Gary, Ind.  
Grand Haven, Mich.  
Indiana Harbour, Ind. (incl. Whiting & East Chicago)  
Ludington, Mich.  
Milwaukee, Wisc.  
Muskegon, Mich.  
Other U.S. Lake Michigan ports  
Detroit, Mich.  
Trenton, Mich.  
Other U.S. Lake St. Clair & St. Clair River ports  
Ashtabula, Ohio  
Buffalo, N.Y.  
Cleveland, Ohio  
Conneaut, Ohio  
Erie, Pa.  
Fairport, Ohio

Hawaï  
Ketchikan, Alaska  
Skagway, Alaska  
Autres ports d'Alaska  
Anacortes, Wash.  
Bellingham, Wash.  
Everett, Wash.  
Friday Harbour, Wash.  
Long Beach, Cal.  
Los Angeles, Cal.  
Port Angeles, Cal.  
Portland, Oreg.  
Port Townsend, Wash.  
San Francisco, Cal.  
Seattle, Wash.  
Tacoma, Wash.  
Autres ports du Pacifique (É.-U.)  
Ashland, Wisc.  
Allouez, Mich.  
Duluth, Min.  
Marquette, Mich.  
Silver Bay, Min.  
Superior, Wisc.  
Taconite, Min.  
Autres ports du lac Supérieure (É.-U.)  
Bay City, Mich.  
Calcite, Mich.  
Drummond Island, Mich.  
Saginaw, Mich.  
Stoneport, Mich.  
Autres ports du lac Huron (É.-U.)  
Buffington Harbour, Ind.  
Calumet Harbour, Ind.  
Chicago, Ill.  
Escanaba, Mich.  
Gary, Ind.  
Grand Haven, Mich.  
Indiana Harbour, Ind. (Whiting & East Chicago inclus)  
Ludington, Mich.  
Milwaukee, Wisc.  
Muskegon, Mich.  
Autres ports du lac Michigan (É.-U.)  
Detroit, Mich.  
Trenton, Mich.  
Autres ports du lac St. Clair et de la rivière St. Clair  
Ashtabula, Ohio  
Buffalo, N.Y.  
Cleveland, Ohio  
Conneaut, Ohio  
Étié, Pa.  
Fairport, Ohio

List of Countries and Geographic Areas - Concluded

Liste des pays et des régions - fin

NORTH AMERICA - Concluded

AMÉRIQUE du NORD - fin

United States Ports - Concluded

Ports des États-Unis - fin

Huron, Ohio  
Lackawana, N.Y.  
Lorain, Ohio  
Marblehead, Ohio  
Sandusky, Ohio  
Toledo, Ohio  
Other U.S. Lake Erie ports  
  
Oswego, N.Y.  
Rochester, N.Y.  
Sodus Point, N.Y.  
Other U.S. Lake Ontario ports  
  
Ogdensburg, N.Y.  
New York Barge Canal ports  
Other U.S. St. Lawrence River ports  
  
Baltimore, Md.  
Boston, Mass.  
Brunswick, Ga.  
Burlington, N.J.  
Burnside, La.  
Camden, N.J.  
Corpus Christi, Texas  
Edgewater, N.J.  
Houston, Texas  
Jacksonville, Fla.  
Mobile, Ala.  
Morrisville, Pa.  
New Haven, Conn.  
New Orleans, La.  
New York, N.Y.  
Newport News, Va.  
Norfolk, Va.  
Philadelphia, Pa.  
Port Newark, N.J.  
Portsmouth, Va.  
Savannah, Ga.  
Tampa, Fla.  
Wilmington, Del.  
Other U.S. East Coast and Gulf ports  
Hudson River ports

Huron, Ohio  
Lackawana, N.Y.  
Lorain, Ohio  
Marblehead, Ohio  
Sandusky, Ohio  
Toledo, Ohio  
Autres ports du lac Érié (É.-U.)  
  
Oswego, N.Y.  
Rochester, N.Y.  
Sodus Point, N.Y.  
Autres ports du lac Ontario (É.-U.)  
  
Ogdensburg, N.Y.  
Ports de la voie maritime de New York  
Autres ports du St. Laurent (É.-U.)  
  
Baltimore, Md.  
Boston, Mass.  
Brunswick, Ga.  
Burlington, N.J.  
Burnside, La.  
Camden, N.J.  
Corpus Christi, Texas  
Edgewater, N.J.  
Houston, Texas  
Jacksonville, Fla.  
Mobile, Ala.  
Morrisville, Pa.  
New Haven, Conn.  
New Orleans, La.  
New York, N.Y.  
Newport News, Va.  
Norfolk, Va.  
Philadelphia, Pa.  
Port Newark, N.J.  
Portsmouth, Va.  
Savannah, Ga.  
Tampa, Fla.  
Wilmington, Del.  
Autres ports de la côte est et du Golfe (É.-U.)  
Ports de la rivière Hudson

**APPENDIX - C - APPENDICE**

**List of Commodities**

**Marchandise**

**LIVE ANIMALS**

Cattle  
Live animals, n.e.s.

**FOOD, FEED, BEVERAGES AND TOBACCO**

**Meat and Meat Preparations**

Meat, fresh, chilled or frozen  
Meat, cured  
Meat and meat preparations, n.e.s.

**Fish and Marine Animals**

Fish, fresh, chilled or frozen  
Fish, smoked, salted, dried or pickled  
Fish, canned  
Lobster  
Shell fish, n.e.s.; meat of marine animals; and other fishery foods and feeds

**Dairy Produce, Eggs and Honey**

Butter  
Cheese  
Milk powder  
Dairy produce, n.e.s.; eggs and honey

**Grain, Flour, Meal and Cereal Preparations**

Barley  
Corn  
Oats  
Rye  
Wheat  
Cereals, unmilled, n.e.s.  
Corn meal and flour  
Corn starch  
Malt and malt flour  
Wheat flour  
Cereals, milled, n.e.s.  
Bakery products, incl. those frozen  
  
Macaroni and cereal products, and farinaceous substances and flour for use as food

**Fruits and Fruit Preparations**

Apples (incl. crab-apples)  
Bananas and plantains  
Fresh or chilled fruits and berries, n.e.s.  
Frozen fruits and berries  
Dried and dehydrated fruits  
Fruit juices, unfermented, not concentrated, and fruit juice concentrates  
Fruit pulp and purée (not canned)  
Fruits, preserved, not canned, n.e.s.  
Fruits and preparations, canned (exc. infant foods)

**ANIMAUX VIVANTS**

Bovins  
Animaux vivants, n.d.a.

**ALIMENTS, ALIMENTS POUR ANIMAUX, BOISSONS ET TABACS**

**Viandes et préparations de viande**

Viandes fraîches, refroidies ou congelées  
Viandes salées ou fumées  
Viandes et préparations de viande, n.d.a.

**Poisson et animaux marins**

Poisson frais, refroidi ou congelé  
Poisson fumé, salé, séché ou mariné  
Poisson, en boîtes  
Homard  
Coquillages, n.d.a.; viande d'animaux marins; et autres aliments de poisson et aliments de poisson pour animaux

**Produits laitiers, oeufs et miel**

Beurre  
Fromage  
Lait en poudre  
Produits laitiers, n.d.a.; oeufs et miel

**Céréales, farine, et préparations de céréales**

Orge  
Maïs  
Avoine  
Seigle  
Blé  
Céréales, non moulues, n.d.a.  
Semoule et farine de maïs  
Fécule de maïs  
Malt et farine de malt  
Farine de blé  
Céréales moulues, n.d.a.  
Produits de boulangerie, y compris produits congelés  
Pâtes alimentaires et produits céréaliers, substances farineuses et farine utilisées comme aliments

**Fruits et préparations de fruits**

Pommes (y compris pommettes)  
Bananes et bananes des Antilles  
Baies et fruits frais ou refroidis, n.d.a.  
Baies et fruits congelés  
Fruits séchés ou déshydratés  
Jus de fruits, non fermentés, non concentrés et concentrés de jus de fruits  
Pulpe et purée de fruits (non en boîtes)  
Fruits, conservés, mais non en boîtes, n.d.a.  
Fruits et préparations, en boîtes (sauf aliments pour bébés)

List of Commodities - Continued

**FOOD, FEED, BEVERAGES AND TOBACCO -**  
Concluded;

**Nuts, Except Oil Nuts**

Peanuts, roasted or otherwise prepared  
Nuts, except oil nuts, n.e.s.

**Vegetables and Vegetable Preparations**

Potatoes  
Vegetables, fresh or chilled, n.e.s.  
Vegetables, frozen  
Vegetables, dried  
Vegetables and vegetable preparations, n.e.s.

**Sugar and Sugar Preparations**

Raw sugar  
Sugar, n.e.s.  
Molasses, crude  
Molasses, refined  
Syrup  
Sugar preparations (incl. confectionery)

**Cocoa, Coffee, Tea and Spices**

Cocoa and chocolate  
Coffee  
Tea  
Spices  
Vinegar

**Margarine, Shortening and Lard**

Margarine and similar products  
Shortening  
Lard

**Miscellaneous Foods, Food Materials and Food Preparations**

Sausage skins or casings  
Miscellaneous foods, food materials and food preparations, n.e.s.

**Fodder and Feed, Except Unmilled Cereals**

Hay, forage and straw  
Hulls, screenings, chaff and scourings  
Wheat bran, shorts and middlings  
Ground cereals and by-products, n.e.s.  
Cottonseed oil meal and cake  
Soyabean oil meal and cake  
Oil seed meals and cake, n.e.s.  
Brewers' and distillers' grains and solubles  
Feeds of vegetable origin, n.e.s.  
Feeds of animal origin  
Concentrated and complete feeds

**Beverages**

Non-alcoholic beverages  
Ale, beer, stout and porter  
Wines  
Fermented alcoholic beverages, n.e.s.  
Distilled alcoholic beverages

**Tobacco**

Cigarettes  
Tobacco, n.e.s.

Marchandise - suite

**ALIMENTS, ALIMENTS POUR ANIMAUX, BOISSONS ET TABACS - fin:**

**Noix, sauf noix oléagineuses**

Cacahouètes, grillées ou autrement préparées  
Noix, sauf noix oléagineuses, n.d.a.

**Légumes et préparations de légumes**

Pommes de terre  
Légumes, frais ou refroidis, n.d.a.  
Légumes, congelés  
Légumes, séchés  
Légumes et préparations de légumes, n.d.a.

**Sucre et préparations à base de sucre**

Sucre brut  
Sucre, n.d.a.  
Mélasse, brute  
Mélasse, raffinée  
Sirop  
Préparations à base de sucre (y compris confiserie)

**Cacao, café, thé et épices**

Cacao et chocolat  
Café  
Thé  
Épices  
Vinaigre

**Margarine, shortening et saindoux**

Margarine et produits semblables  
Shortening  
Saindoux

**Aliments divers, matières nutritives et préparations alimentaires**

Enveloppes et boyaux à saucisses  
Aliments divers, matières nutritives et préparations alimentaires, n.d.a.

**Fourrage et aliments pour animaux, sauf céréales non moulues**

Foin, fourrages et paille  
Écalures, criblures, rebuts et impuretés  
Son, remoulage et issues de blé  
Céréales moulues et sous-produits, n.d.a.  
Tourteau et farine de graine de coton  
Tourteau et farine de graine de soya  
Tourteau de farine de graine oléagineuses, n.d.a.  
Grains et solubles de brasserie et de distillerie  
Aliments pour animaux d'origine végétale, n.d.a.  
Aliments pour animaux d'origine animale  
Aliments pour animaux concentrés et complets

**Boissons**

Boissons non alcooliques  
Ale, bière, porter et stout  
Vins  
Boissons alcooliques fermentées, n.d.a.  
Boissons alcooliques distillées

**Tabacs**

Cigarettes  
Tabacs, n.d.a.

List of Commodities—Continued

Marchandise—suite

**CRUDE MATERIALS, INEDIBLE**

**Crude Animal Products, Inedible (Except Fibres)**

Raw hides and skins and undressed fur skins  
Crude animal products, inedible (except fibres),  
n.e.s.

**Crude Vegetable Products, Inedible (Except Tobacco, Fibres and Wood)**

Seeds for sowing, n.e.s.  
Flaxseed  
Mustard seed  
Rapeseed  
Soya beans  
Oil seeds, oil nuts and oil kernels, n.e.s.  
Nursery and greenhouse stock and related materials  
Rubber and allied gums, natural, and natural gums and resins  
Crude vegetable products, inedible (except tobacco, fibres and wood), n.e.s.

**Crude Wood Materials**

Logs  
Bolts and round timber  
Pulpwood  
Crude wood materials, n.e.s.

**Textile and Related Fibres (Including Waste)**

Wool and fine animal hair suitable for spinning  
Textile and related fibres (including waste),  
n.e.s.

**Metallic Ores, Concentrates, Scrap Metals and By-Products (Alternative Classification)**

Alumina and bauxite ore  
Copper ore and concentrates and matte and precipitates  
Iron ore, crude, and concentrates, calcined, roasted or treated  
Lead ore and concentrates  
Manganese ore  
Nickel-copper ore, nickel-copper matte or speiss, and nickel concentrates  
Titanium ore  
Zinc ore and concentrates  
Ores, concentrates and precipitates, n.e.s.  
Iron and steel scrap  
Non-ferrous and precious metal scrap  
Slags, drosses and other by-products

**Coal, Crude Petroleum and Related Crude Products**

Coal, bituminous, sub-bituminous, and lignite  
Coal, n.e.s.  
Crude petroleum, petroleum tops and natural gasoline  
Crude petroleum, Canadian  
Natural gas and other crude bituminous substances

**MATIÈRES BRUTES NON COMESTIBLES**

**Produits bruts d'origine animale, non comestibles (sauf fibres)**

Peaux et cuirs bruts et pelleteries non apprêtées  
Produits bruts d'origine animale, non comestibles (sauf fibres), n.d.a.

**Produits bruts d'origine végétale, non comestibles (sauf tabacs, fibres et bois)**

Graines de semence, n.d.a.  
Graine de lin  
Graine de moutarde  
Graine de colza  
Fèves de soya  
Graines, noix et amandes oléagineuses, n.d.a.  
Produits de pépinière et de culture de serre et matières connexes  
Caoutchouc et gommages semblables, naturels et gommages et résines naturelles  
Produits bruts d'origine végétale, non comestibles (sauf tabacs, fibres et bois), n.d.a.

**Matières en bois brut**

Billes  
Billots et bois ronds  
Bois à pâte  
Matières en bois brut, n.d.a.

**Textiles et fibres connexes (y compris déchets)**

Laine et poil fin d'animal pouvant être filés  
Textiles et fibres connexes (y compris déchets),  
n.d.a.

**Minerais de métaux, concentrés, déchets de métaux et sous-produits (1re possibilité de classification)**

Alumine et minerai de bauxite  
Minerai, concentrés, matte et précipités de cuivre  
Minerai de fer brut et concentrés calcinés, grillés ou traités  
Minerai et concentrés de plomb  
Minerai de manganèse  
Minerai de nickel et de cuivre, matte ou speiss de nickel et de cuivre et concentrés de nickel  
Minerai de titane  
Minerai et concentrés de zinc  
Minerais, concentrés et précipités, n.d.a.  
Déchets de fer et d'acier  
Déchets de métaux non ferreux et précieux  
Scories, crasses et autres sous-produits

**Charbon, pétrole brut et produits bruts connexes**

Charbon bitumineux, sous-bitumineux et lignite  
Charbon, n.d.a.  
Pétrole brut, produits de tête et essence naturelle  
Pétrole brut, canadien  
Gaz naturel et autres substances bitumineuses brutes

List of Commodities - Continued

Marchandise - suite

CRUDE MATERIALS, INEDIBLE - Concluded:

Crude Non-metallic Minerals (Except Coal and Petroleum)

Asbestos, unmanufactured, crude and fibre  
Bentonite  
China clay  
Dolomite  
Clay and other crude refractory materials, n.e.s.  
Sand and gravel  
Limestone  
Crushed stone, incl. stone refuse (exc. limestone flux and crushed limestone)  
Stone, crude, n.e.s.  
Water and ice  
Barytes, natural  
Fluorspar  
Gypsum  
Phosphate rock  
Salt  
Sulphur in ores, crude and refined (exc. pharmaceutical grade)  
Crude non-metallic minerals (except coal and petroleum), n.e.s.

Waste and Scrap Materials, n.e.s.

Cotton and textile rags and waste  
Hogged fuel (wood)  
Waste and scrap materials, n.e.s.

FABRICATED MATERIALS, INEDIBLE

Leather

Leather  
Furs, dressed  
Rubber fabricated materials

Wood Fabricated Materials

Lumber and timber  
Flooring  
Railway ties  
Shingles and shakes  
Lath of wood  
Other sawmill products, n.e.s.  
Veneer, plywood and wood building boards  
Cooperage stock and box, crate and package shooK  
Wood fabricated materials, n.e.s.

Pulp

Pulp

Paper and Paperboard

Newsprint paper  
Paper, n.e.s.  
Paperboard  
Building paper and building board (exc. wood, plastic and gypsum board)  
Wet machine board and converted paper

Textile Fabricated Materials

Cordage, twine and rope (exc. braided cords and threads)  
Jute broad woven fabrics  
Textile fabricated materials, n.e.s.

MATIÈRES BRUTES NON COMESTIBLES - fin:

Minéraux bruts non métalliques (sauf charbon et pétrole)

Amiante, non fabriqué, brut et en fibres  
Bentonite  
Kaolin  
Dolomite  
Argile et autres matières réfractaires brutes, n.d.a.  
Sable et gravier  
Pierre à chaux  
Pierre concassée, y compris rebuts de pierre (non compris castine et pierre à chaux concassée)  
Pierre brute, n.d.a.  
Eau et glace  
Barytine, naturelle  
Fluorine  
Gypse  
Roche phosphatée  
Sel  
Soufre dans les minerais, brut ou raffiné (sauf qualité pharmaceutique)  
Minéraux bruts non métalliques (sauf charbon et pétrole), n.d.a.

Matières de rebut et déchets, n.d.a.

Chiffons et déchets de textile et de coton  
Bois débité en copeaux (combustible)  
Matières de rebut et de déchet, n.d.a.

MATIÈRES TRAVAILLÉES, NON COMESTIBLES

Cuir

Cuir  
Fourrures apprêtées  
Demi-produits en caoutchouc

Demi-produits en bois

Bois d'oeuvre et bois de construction  
Revêtements de parquetage  
Traverses de voie ferrée  
Bardeaux et bardeaux fendus  
Latte de bois  
Autres sciages, n.d.a.  
Placage, contreplaqué et planches de construction  
Demi-produits de tonnellerie et planchages à boîtes, cageots et emballages  
Demi-produits en bois, n.d.a.

Pâte

Pâte

Papier et carton

Papier journal  
Papier, n.d.a.  
Carton  
Plaques de construction, papier et carton (sauf planches en bois, en plastique ou en gypse)  
Carton en pâte pressé et papier transformé

Ouvrages en matières textiles

Cordage, ficelle et corde (sauf cordes tressées et fils)  
Tissus de jute larges  
Ouvrages en matières textiles, n.d.a.

List of Commodities - Continued

**FABRICATED MATERIALS, INEDIBLE -**

Continued:

**Oils, Fats, Waxes, Extracts and Derivatives,  
Animal and Vegetable**

- Animal oils and fats (exc. marine)
- Fish and marine animal oils
- Soyabean oil
- Vegetable oils and fats, exc. essential oils, n.e.s.
- Oils, fats, waxes, extracts and derivatives, animal and vegetable, n.e.s.

**Chemicals and Related Products**

- Sulphuric acid (incl. oleum)
- Metallic salts and peroxy salts, of inorganic acids
- Inorganic chemicals, n.e.s.
- Glycol
- Organic chemicals, n.e.s.
- Explosives, fuses and caps
- Potash
- Fertilizers and fertilizer materials, n.e.s.
- Agricultural chemicals, formulated (crop and seed treatments and herbicides); other insecticides and rodenticides; and adhesives
- Synthetic rubber (incl. rubber compounds and reclaimed rubber)
- Plastic materials, not shaped, and plastics basic shapes and forms
- Dyestuffs (exc. dyeing extracts); pigments, lakes and toners (exc. those in chemicals); and paints and related products
- Chemical specialties, industrial, n.e.s.

**Petroleum and Coal Products**

- Gasoline
- Fuel oil
- Lubricating oils and greases
- Coke of petroleum and coal
- Asphalts and road oils
- Coal tar and coal pitch
- Petroleum and coal products, n.e.s.

**Iron and Steel and Alloys**

- Ferro-alloys
- Pig iron
- Primary iron and steel, n.e.s.
- Castings and forgings (exc. pipes and fittings)
- Bars and rods, steel
- Plate, sheet and strip, steel
- Structural shapes and sheet piling
- Rails and railway track material
- Pipes and tubes, iron and steel (exc. fittings and finished electrical conduit and tubing)

Wire (incl. wire rope)

**Non-Ferrous Metals**

- Aluminum (including alloys)
- Copper and alloys
- Lead and alloys
- Nickel and alloys
- Zinc and alloys
- Non-ferrous metals, n.e.s.

Marchandise - suite

**MATIÈRES TRAVAILLÉES, NON COMESTIBLES -  
suite:**

**Huiles, matières grasses, cires, extraits et dérivés  
d'origine animale et végétale**

- Huiles et matières grasses d'origine animale (sauf marine)
- Huiles de poissons et d'animaux marins
- Huile de soya
- Huiles et matières grasses végétales, sauf huiles essentielles, n.d.a.
- Huiles, matières grasses, cires, extraits et dérivés d'origine animale et végétale, n.d.a.

**Produits chimiques et produits connexes**

- Acide sulfurique (y compris oleum)
- Sels métalliques et persels d'acides inorganiques
- Produits chimiques inorganiques, n.d.a.
- Glycol
- Produits chimiques organiques, n.d.a.
- Explosifs, mèches et amorces
- Muriate de potassium (potasse)
- Engrais et matières fertilisantes, n.d.a.
- Produits chimiques agricoles, formulés (produits pour cultures et semences et herbicides); autres insecticides et rodenticides; et adhésifs
- Caoutchouc synthétique (y compris composés de caoutchouc et caoutchouc régénéré)
- Matières plastiques non façonnées et formes élémentaires de matières plastiques
- Matières colorantes (sauf extraits colorants); pigments, laques et tonifiants (sauf ceux des produits chimiques); et peintures et produits connexes
- Produits chimiques industriels, spéciaux, n.d.a.

**Dérivés du pétrole et du charbon**

- Essence
- Mazout
- Graisses et huiles lubrifiantes
- Coke de pétrole et de charbon
- Asphalte et bitume liquide
- Goudron et brai de houille
- Dérivés du pétrole et du charbon, n.d.a.

**Fer et acier et alliages**

- Ferro-alliages
- Fonte brute
- Acier et fer primaire, n.d.a.
- Pièces moulées et forgées (sauf tuyaux et raccords)
- Barres et tiges en acier
- Tôle, feuilles et feuillets en acier
- Profilés de construction et palplanches
- Rails et matériaux de voie ferrée
- Tuyaux et tubes en fer et en acier (sauf les raccords, les tubes et les conduits électriques finis)
- Fil métallique (y compris cordage)

**Métaux non ferreux**

- Aluminium (y compris alliages)
- Cuivre et alliages
- Plomb et alliages
- Nickel et alliages
- Zinc et alliages
- Métaux non ferreux, n.d.a.

**List of Commodities - Concluded**

**FABRICATED MATERIALS, INEDIBLE -  
Concluded.**

**Metal Fabricated Basic Products**

Metal fabricated basic products

**Non-metallic Mineral Basic Products**

Building brick, clay  
Drain tiles, sewer pipes and fittings  
Bricks, tiles (clay) and refractories, n.e.s.

Glass basic products  
Asbestos and asbestos-cement basic products  
Cement  
Cement and concrete basic products, n.e.s.  
Lime  
Non-metallic mineral basic products, n.e.s.

**Miscellaneous Fabricated Materials**

Miscellaneous fabricated materials

**END PRODUCTS, INEDIBLE**

**Machinery**

Tractors  
Machinery, n.e.s.

**Transportation and Communication Equipment**

Railway rolling stock  
Passenger automobiles and chassis  
Buses and chassis  
Trucks, truck chassis and truck tractors, commercial  
Military motor vehicles and trailers (exc. tanks)  
  
Motor vehicle engines, accessories, parts and assemblies  
Road motor vehicles, n.e.s.  
Ships and boats; aircraft; and miscellaneous vehicles (incl. parts and accessories)  
Rubber tires and tubes

**Equipment**

Equipment

**Personal and Household Goods**

Personal and household goods

**Miscellaneous**

Firearms, weapons and ammunition  
Containers and closures  
Miscellaneous end products, inedible, n.e.s.  
Containerized freight  
General cargo

**Marchandise - fin**

**MATIÈRES TRAVAILLÉES, NON COMESTIBLES -  
fin**

**Ouvrages de base en métal**

Ouvrages de base en métal

**Produits minéraux non métalliques de base**

Briques à bâtir en argile  
Tuiles de drainage, tuyaux d'égout et raccords  
Briques, tuiles (argile) et matières réfractaires, n.d.a.  
Ouvrages de base en verre  
Produits de base en amiante et en amiante-ciment  
Ciment  
Produits de base en ciment et en béton, n.d.a.  
Chaux  
Produits minéraux non métalliques de base, n.d.a.

**Divers ouvrages**

Divers ouvrages

**PRODUITS TERMINAUX NON COMESTIBLES**

**Machinerie**

Tracteurs  
Machinerie, n.d.a.

**Matériel de transport et de communications**

Matériel roulant de chemin de fer  
Voitures particulières et châssis  
Autobus et châssis  
Camions, châssis de camion et tracteurs, commerciaux  
Véhicules militaires, etc., sauf chars d'assaut (canaux seulement)  
Moteurs, accessoires, pièces et pièces assemblées pour véhicules automobiles  
Véhicules automobiles pour routes, n.d.a.  
Navires et bateaux; avions; et divers véhicules (y compris pièces et accessoires)  
Pneus et chambres à air en caoutchouc

**Matériel**

Matériel


**Articles de soins personnels et articles ménagers**

Articles de soins personnels et articles de ménage

**Divers**

Armes à feu, armes et munitions  
Conteneurs et fermetures  
Divers produits terminaux non comestibles, n.d.a.  
Fret conteneurisé  
Marchandises diverses







Bulletins publiés par la  
Division des transports et des communications  
traitant du

**TRANSPORT PAR EAU**

Catalogue

**Périodiques**

- 54-001 Statistique sommaire des canaux – avril à décembre, M., Bil.  
54-002 Statistiques Maritimes, M., Bil.

**Annuels**

- 54-201 *Canal Statistics*, Angl.  
54-202 Transport maritime: Partie I, Transport maritime international (par pays), Bil.  
54-203 Transport maritime: Partie II, Transport maritime international (par port), Bil.  
54-204 Transport maritime: Partie III, Navigation nationale, Bil.  
54-205 Transport par eau, Bil.  
54-206 Transport maritime: Partie IV, Origine et destination pour certains ports, Bil.  
54-207 Transport maritime: Partie V, Origine et destination de certaines marchandises, Bil.

M. – Mensuel

Angl. – Anglais

Bil. – Bilingue

*Outre les publications ci-dessus énumérées, Statistique Canada publie une grande variété de rapports statistiques sur le Canada tant dans le domaine économique que social. On peut se procurer gratuitement un catalogue complet des publications courantes à Statistique Canada, Ottawa (Canada), K1A 0T6.*



1010701484

Reports Published by the  
Transportation and Communications Division  
dealing with

**WATER TRANSPORT**

Catalogue

**Periodical**

- 54-001 Summary of Canal Statistics – April to December, M., Bil.  
54-002 Shipping Statistics, M., Bil.

**Annual**

- 54-201 Canal Statistics, E.  
54-202 Shipping Report: Part I, International Seaborne Shipping (by Country), Bil.  
54-203 Shipping Report: Part II, International Seaborne Shipping (by Port), Bil.  
54-204 Shipping Report: Part III, Coastwise Shipping, Bil.  
54-205 Water Transportation, Bil.  
54-206 Shipping Report: Part IV, Origin and Destination for Selected Ports, Bil.  
54-207 Shipping Report: Part V, Origin and Destination for Selected Commodities, Bil.

M. – Monthly

E. – English

Bil. – Bilingual

*In addition to the selected publications listed above, Statistics Canada publishes a wide range of statistical reports on Canadian economic and social affairs. A comprehensive catalogue of all current publications is available free on request from Statistics Canada, Ottawa (Canada), K1A 0T6.*